

APPENDIX P

UPLAND LABORATORY REPORTS

Description: Contains copies of laboratory reports and data validation reports for upland soil and groundwater investigations from 1992 to 2020, as available. Data from these lab reports were used to compile the upland analytical summary tables.

PARAMETRIX SAMPLING EVENT (1991)



NATIONAL
ENVIRONMENTAL
TESTING, INC.

NET Pacific, Inc.
4224 Campus Point Ct., Suite 100
San Diego, CA 92121
Tel: (619) 535-7415
Fax: (619) 535-7479

June 18, 1991

William F. Kane
Parametrix Inc.
13020 Northrup Way
Bellevue, WA 98005

Dear Mr. Kane,

Enclosed please find volatile, semivolatile, and diesel data for Washington DoE's Nord Door project. The organophosphorus pesticide data will be sent to you by facsimile June 19, 1991.

If you have any questions, please do not hesitate to contact me at (619) 535-7418.

Sincerely,

A handwritten signature in black ink, appearing to read "N.P. Rottunda", is written over a horizontal line. The signature is somewhat stylized and includes a long horizontal stroke extending to the right.

N.P. Rottunda
Laboratory Project Coordinator

cc: J.Arlauskas
R.Shazer

NET Pacific, Inc.
 National Environmental Testing
 San Diego Division

TABLE 1

Project Name: DOE - NORD DOOR

NET	CLIENT		VOA	BNA	TPH	OP PEST
SAMPLE ID	SAMPLE ID	MATRIX	8240	8270	8015	8140
<u>JOB #: 91.0074</u>						
11019	GS-1	SOIL	X	X	X	X
11020	GS-2	SOIL	X	X	X	X
11021	GS-4	SOIL	X	X	X	X
11022	EW	SOIL	X	X	X	X
<u>JOB #: 91.0080</u>						
11074	GS-3	SOIL	X			
11075	SS-1	SOIL	X	X	X	X
11076	SS-2	SOIL	X	X	X	X

NET Pacific, Inc.
National Environmental Testing
San Diego Division

EXECUTIVE SUMMARY TABLE

Volatile Organics
Method 8240

Project Name: D.O.E - NORD DOOR
Batch No: VW094
Matrix: AQUEOUS

Client Sample ID:	EW	METHOD BLANK
NET Sample ID:	11022	VB MAY30
Date Analyzed:	5/30/91	5/30/91
Dilution Factor:	1	1

Parameter	ug/L	ug/L
Methylene Chloride	23 B	19
Chloroform	15	5 U

Surrogates - % recovery	QC LIMITS		
1,2-Dichloroethane-d4	76-114	114	102
Toluene-d8	88-110	100	100
4-Bromofluorobenzene	86-115	96	86

U - compound was not detected and is below the reported detection limit.

J - compound reported below detection limit, value is estimated.

B - found in associated method blank.

NET Pacific, Inc.
 National Environmental Testing
 San Diego Division

EXECUTIVE SUMMARY TABLE

Volatile Organics
 Method 8240

Project Name: D.O.E - NORD DOOR
 Batch No: VS093
 Matrix: SOIL

Client Sample ID:	GS-1	GS-2	GS-4	GS-3	SS-1
NET Sample ID:	11019	11020	11021	11074	11075
Date Analyzed:	5/30/91	5/31/91	5/31/91	6/07/91	6/07/91
Dilution Factor:	1	1	1	2	5
Parameter	ug/Kg-dry	ug/Kg-dry	ug/Kg-dry	ug/Kg-dry	ug/Kg-dry
Methylene Chloride	14 B	23 B	12 B	130 B	68 B
Acetone	130	75 J	48 J	295 U	758 U

Surrogates - % recovery	QC LIMITS					
1,2-Dichloroethane-d4	70-121	92	112	110	114	96
Toluene-d8	81-117	100	112	114	128 *	114
4-Bromofluorobenzene	74-121	94	100	118	78	76

U - compound was not detected and is below the reported detection limit.

J - compound reported below detection limit, value is estimated.

B - compound found in associated method blank.

* - value outside QC limits.

NET Pacific, Inc.
 National Environmental Testing
 San Diego Division

EXECUTIVE SUMMARY TABLE

Volatile Organics
 Method 8240

Project Name: D.O.E - NORD DOOR
 Batch No: VS093
 Matrix: SOIL

Client Sample ID:	SS-2	METHOD BLANK	METHOD BLANK	METHOD BLANK
NET Sample ID:	11076	VB MAY30	VB MAY31	VB JUN7
Date Analyzed:	6/07/91	5/30/91	5/31/91	6/07/91
Dilution Factor:	5	1	1	1
Parameter	ug/Kg-dry	ug/Kg-dry	ug/Kg-dry	ug/Kg-dry
Methylene Chloride	82 B	8	8	7
Acetone	834 U	100 U	100 U	100 U

Surrogates -
 % recovery

QC LIMITS

1,2-Dichloroethane-d4	70-121	100	102	100	94
Toluene-d8	81-117	128 *	102	106	94
4-Bromofluorobenzene	74-121	68 *	104	108	90

U - compound was not detected and is below the reported detection limit.

J - compound reported below detection limit, value is estimated.

B - compound found in associated method blank.

* - value outside QC limits.

NET Pacific, Inc.
National Environmental Testing
San Diego Division

EXECUTIVE SUMMARY TABLE

Semivolatile Organics
Method 8270

Project Name: D.O.E - NORD DOOR
Batch No: SW483
Matrix: AQUEOUS

Client Sample ID:	EW	METHOD BLANK
NET Sample ID:	11022	MB483
Date Extracted:	5/28/91	5/28/91
Date Analyzed:	5/29/91	5/28/91
Dilution Factor:	1	1

Parameter	ug/L	ug/L
	NCD	NCD

Surrogates - % recovery	QC LIMITS		
Nitrobenzene-d5	35-114	69	70
2-Fluorobiphenyl	43-116	82	77
p-Terphenyl-d14	33-141	86	76
Phenol-d5	10-94	33	32
2-Fluorophenol	21-100	49	47
2,4,6-Tribromophenol	10-123	80	75

NCD - no compound detected.

NET Pacific, Inc.
 National Environmental Testing
 San Diego Division

EXECUTIVE SUMMARY TABLE

Semivolatile Organics
 Method 8270

Project Name: D.O.E - NORD DOOR
 Batch No: SS496
 Matrix: SOIL

Client Sample ID:	GS-1	GS-2	GS-4	METHOD BLANK
NET Sample ID:	11019	11020	11021	MB496
Date Extracted:	5/30/91	5/30/91	5/30/91	5/30/91
Date Analyzed:	5/31/91	5/31/91	5/31/91	5/31/91
Dilution Factor:	1	1	1	1

Parameter	ug/Kg-dry	ug/Kg-dry	ug/Kg-dry	ug/Kg-dry
	NCD	NCD	NCD	NCD

Surrogates - % recovery	QCLIMITS				
Nitrobenzene-d5	35-114	81	79	75	75
2-Fluorobiphenyl	43-116	66	65	65	64
p-Terphenyl-d14	33-141	74	80	73	78
Phenol-d5	10-94	74	72	83	70
2-Fluorophenol	21-100	71	72	83	70
2,4,6-Tribromophenol	10-123	86	80	85	78

NCD - no compound detected.

NET Pacific, Inc.
 National Environmental Testing
 San Diego Division

EXECUTIVE SUMMARY TABLE

Semivolatile Organics
 Method 8270

Project Name: D.O.E - NORD DOOR
 Batch No: SS498
 Matrix: SOIL

Client Sample ID:	SS-1	SS-2	METHOD BLANK
NET Sample ID:	11075	11076	MB498
Date Extracted:	6/03/91	6/03/91	6/03/91
Date Analyzed:	6/04/91	6/05/91	6/04/91
Dilution Factor:	10	5	1

Parameter	ug/Kg-dry	ug/Kg-dry	ug/Kg-dry
	NCD	NCD	NCD

Surrogates - % recovery	QC LIMITS			
Nitrobenzene-d5	35-114	0 *	33 *	59
2-Fluorobiphenyl	43-116	12 *	49	61
p-Terphenyl-d14	33-141	13 *	46	78
Phenol-d5	10-94	7 *	33	60
2-Fluorophenol	21-100	10 *	33	66
2,4,6-Tribromophenol	10-123	0 *	48	76

NCD - no compound detected.
 * - value outside of QC limits.

NET Pacific, Inc.
 National Environmental Testing
 San Diego Division

EXECUTIVE SUMMARY TABLE

Diesel
 Method 8015

Project Name: D.O.E - NORD DOOR
 Batch No: FS494

Client Sample ID:	GS-1	GS-2	GS-4	EW	Method Blank	Method Blank
NET Sample ID:	11019	11020	11021	11022	MB494	MB489
Date Extracted:	5/30/91	5/30/91	5/30/91	5/31/91	5/30/91	5/31/91
Date Analyzed:	6/03/91	6/03/91	6/03/91	6/03/91	6/03/91	6/03/91
Matrix:	Soil	Soil	Soil	Aqueous	Soil	Aqueous
Dilution Factor:	1	1	1		1	
Parameter	ug/Kg-dry	ug/Kg-dry	ug/Kg-dry	ug/L	ug/Kg-dry	ug/L
Diesel	ND	ND	ND	ND	ND	ND

Surrogates -
 % recovery

	QC LIMITS						
DNOP	20-150	160 *	140	200 *	140	150	140

ND - not detected
 * - outside of QC limits

NET Pacific, Inc.
 National Environmental Testing
 San Diego Division

EXECUTIVE SUMMARY TABLE

Diesel
 Method 8015

Project Name: D.O.E - NORD DOOR
 Batch No: FS516

Client Sample ID:	SS-1	SS-2	METHOD BLANK
NET Sample ID:	11075	11076	MB516
Date Extracted:	6/12/91	6/12/91	6/12/91
Date Analyzed:	6/14/91	6/14/91	6/14/91
Matrix:	SOIL	SOIL	SOIL
Dilution Factor:	1	1	1

Parameter	mg/Kg-Dry	mg/Kg-Dry	mg/Kg-Dry
Diesel	ND	ND	ND

Surrogates - % recovery	QCLIMITS			
Di-N-Octylphthalate	20-150	34	91	100

ND - not detected

VOLATILE ORGANICS

AQUEOUS

Method 8240

Batch No: VW094

Sample Data

NET PACIFIC INC.,
SAN DIEGO DIV.

Volatile Organics
Method 8240
(Aqueous)

Client Name: NORD DOOR
Client Sample ID: EW
NET Sample ID: 11022
NET Batch #: VW094
% Moisture (Tot.): NA
Sample Volume (ml): 5.00
Dilution Factor: 1.00

Date Sampled: 05/24/91
Date Received: 05/25/91
Date Analyzed: 05/30/91

Parameter	Analytical Results ug/L	Reporting Limit ug/L
Chloromethane	ND	10
Bromomethane	ND	10
Vinyl chloride	ND	10
Chloroethane	ND	10
Methylene Chloride	23 B	5
Acetone	ND	100
Carbon disulfide	ND	5
1,1-Dichloroethene	ND	5
1,1-Dichloroethane	ND	5
trans-1,2-Dichloroethene (Total)	ND	5
Chloroform	15	5
1,2-Dichloroethane	ND	5
2-Butanone	ND	100
1,1,1-Trichloroethane	ND	5
Carbon tetrachloride	ND	5
Vinyl acetate	ND	50
Bromodichloromethane	ND	5
1,1,2,2-Tetrachloroethane	ND	5
1,2-Dichloropropane	ND	5
trans-1,3-Dichloropropene	ND	5
Trichloroethene	ND	5
Dibromochloromethane	ND	5
1,1,2-Trichloroethane	ND	5
Benzene	ND	5
cis-1,3-Dichloropropene	ND	5
2-Chloroethyl vinyl ether	ND	10
Bromoform	ND	5
2-Hexanone	ND	50
4-Methyl-2-pentanone	ND	50
Tetrachloroethene	ND	5
Toluene	ND	5
Chlorobenzene	ND	5
Ethyl benzene	ND	5
Styrene	ND	5
Total Xylenes	ND	5

Volatile Organics
Method 8240
(Aqueous)

Client Name: NORD DOOR
Client Sample ID: EW
NET Sample ID: 11022

Parameter	Analytical Results ug/L	Reporting Limit ug/L
Iodomethane	ND	5
Trichlorofluoromethane	ND	5
Dibromomethane	ND	5
1,2,3-Trichloropropane	ND	10
1,4-Dichlorobutane	ND	5
Ethyl Methacrylate	ND	10
Dichlorodifluoromethane	ND	30
Acrolein	ND	50
Acrylonitrile	ND	50

Surrogates	Spiked	Found	% Recovery	Limits
1,2-Dichloroethane-d4	50	57	114	76-114
Toluene-d8	50	50	100	88-110
4-Bromofluorobenzene	50	48	96	86-115

*ND=Compound of interest is not detected in sample.


**J=Value is an estimate because it is less than the method quantitation reporting limit.

REV 03/90

Prepared by:



Release Authorized by:



VOLATILE ORGANICS

AQUEOUS

Method 8240

Batch No: VW094

Method Blank Data

NET PACIFIC INC.,
SAN DIEGO DIV.

Volatile Organics
Method 8240
(Aqueous)

Client Name: NORD DOOR
Client Sample ID: METHOD BLANK
NET Sample ID: VBMAY30
NET Batch #: VW094
% Moisture (Tot.): NA
Sample Volume (ml): 5.00
Dilution Factor: 1.00

Date Sampled: N/A
Date Received: N/A
Date Analyzed: 05/30/91

Parameter	Analytical Results ug/L	Reporting Limit ug/L
Chloromethane	ND	10
Bromomethane	ND	10
Vinyl chloride	ND	10
Chloroethane	ND	10
Methylene Chloride	19	5
Acetone	ND	100
Carbon disulfide	ND	5
1,1-Dichloroethene	ND	5
1,1-Dichloroethane	ND	5
trans-1,2-Dichloroethene (Total)	ND	5
Chloroform	ND	5
1,2-Dichloroethane	ND	5
2-Butanone	ND	100
1,1,1-Trichloroethane	ND	5
Carbon tetrachloride	ND	5
Vinyl acetate	ND	50
Bromodichloromethane	ND	5
1,1,2,2-Tetrachloroethane	ND	5
1,2-Dichloropropane	ND	5
trans-1,3-Dichloropropene	ND	5
Trichloroethene	ND	5
Dibromochloromethane	ND	5
1,1,2-Trichloroethane	ND	5
Benzene	ND	5
cis-1,3-Dichloropropene	ND	5
2-Chloroethyl vinyl ether	ND	10
Bromoform	ND	5
2-Hexanone	ND	50
4-Methyl-2-pentanone	ND	50
Tetrachloroethene	ND	5
Toluene	ND	5
Chlorobenzene	ND	5
Ethyl benzene	ND	5
Styrene	ND	5
Total Xylenes	ND	5

Volatile Organics
Method 8240
(Aqueous)

Client Name: NORD DOOR
Client Sample ID: METHOD BLANK
NET Sample ID: VBMAY30

Parameter	Analytical Results ug/L	Reporting Limit ug/L
Iodomethane	ND	5
Trichlorofluoromethane	ND	5
Dibromomethane	ND	5
1,2,3-Trichloropropane	ND	10
1,4-Dichlorobutane	ND	5
Ethyl Methacrylate	ND	10
Dichlorodifluoromethane	ND	30
Acrolein	ND	50
Acrylonitrile	ND	50

Surrogates	Spiked	Found	% Recovery	Limits
1,2-Dichloroethane-d4	50	51	102	76-114
Toluene-d8	50	50	100	88-110
4-Bromofluorobenzene	50	43	86	86-115

*ND=Compound of interest is not detected in sample.

**J=Value is an estimate because it is less than the method quantitation reporting limit.

REV 03/90

Prepared by: 

Release Authorized by: 

VOLATILE ORGANICS

SOIL

Method 8240

Batch No: VS093

Sample Data

NET-PACIFIC INC..
SAN DIEGO DIV.

Volatile Organics
Method 8240
(Solid)

Client Name: NORD DOOR
Client Sample ID: GS-1
NET Sample ID: 11019
NET Batch #: VS093
% Moisture (Tot.): 9.99
Sample Wt. (g): 5.00
Dilution Factor: 1.00

Date Sampled: 05/24/91
Date Received: 05/25/91
Date Analyzed: 05/30/91

Parameter	Analytical Results ug/Kg-dry	Reporting Limit ug/Kg-dry
Chloromethane	ND	11
Bromomethane	ND	11
Vinyl chloride	ND	11
Chloroethane	ND	11
Methylene Chloride	14 B	6
Acetone	130	111
Carbon disulfide	ND	6
1,1-Dichloroethene	ND	6
1,1-Dichloroethane	ND	6
trans-1,2-Dichloroethene (Total)	ND	6
Chloroform	ND	6
1,2-Dichloroethane	ND	6
2-Butanone	ND	111
1,1,1-Trichloroethane	ND	6
Carbon tetrachloride	ND	6
Vinyl acetate	ND	56
Bromodichloromethane	ND	6
1,1,2,2-Tetrachloroethane	ND	6
1,2-Dichloropropane	ND	6
trans-1,3-Dichloropropene	ND	6
Trichloroethene	ND	6
Dibromochloromethane	ND	6
1,1,2-Trichloroethane	ND	6
Benzene	ND	6
cis-1,3-Dichloropropene	ND	6
2-Chloroethyl vinyl ether	ND	11
Bromoform	ND	6
2-Hexanone	ND	56
4-Methyl-2-pentanone	ND	56
Tetrachloroethene	ND	6
Toluene	ND	6
Chlorobenzene	ND	6
Ethyl benzene	ND	6
Styrene	ND	6
Total Xylenes	ND	6

Volatile Organics
Method 8240
(Solid)


Client Name: NORD DOOR
Client Sample ID: GS-1
NET Sample ID: 11019


Parameter	Analytical Results ug/Kg-dry	Reporting Limit ug/Kg-dry
Iodomethane	ND	6
Trichlorofluoromethane	ND	6
Dibromomethane	ND	6
1,2,3-Trichloropropane	ND	11
1,4-Dichlorobutane	ND	6
Ethyl Methacrylate	ND	11
Dichlorodifluoromethane	ND	33
Acrolein	ND	56
Acrylonitrile	ND	56

Surrogates	Spiked	Found	% Recovery	Limits
1,2-Dichloroethane-d4	50	46	92	70-121
Toluene-d8	50	50	100	81-117
4-Bromofluorobenzene	50	47	94	74-121

*ND=Compound of interest is not detected in sample.

**J=Value is an estimate because it is less than the method quantitation reporting limit.

Prepared by: 
REV 03/90

Release Authorized by: 

NET-PACIFIC INC.,
SAN DIEGO DIV.

Volatile Organics
Method 8240
(Solid)

Client Name: NORD DOOR
Client Sample ID: GS-2
NET Sample ID: 11020
NET Batch #: VS093
% Moisture (Tot.): 16.61
Sample Wt. (g): 5.00
Dilution Factor: 1.00

Date Sampled: 05/24/91
Date Received: 05/25/91
Date Analyzed: 05/31/91

Parameter	Analytical Results ug/Kg-dry	Reporting Limit ug/Kg-dry
Chloromethane	ND	12
Bromomethane	ND	12
Vinyl chloride	ND	12
Chloroethane	ND	12
Methylene Chloride	23 B	6
Acetone	75 J	120
Carbon disulfide	ND	6
1,1-Dichloroethene	ND	6
1,1-Dichloroethane	ND	6
trans-1,2-Dichloroethene (Total)	ND	6
Chloroform	ND	6
1,2-Dichloroethane	ND	6
2-Butanone	ND	120
1,1,1-Trichloroethane	ND	6
Carbon tetrachloride	ND	6
Vinyl acetate	ND	60
Bromodichloromethane	ND	6
1,1,2,2-Tetrachloroethane	ND	6
1,2-Dichloropropane	ND	6
trans-1,3-Dichloropropene	ND	6
Trichloroethene	ND	6
Dibromochloromethane	ND	6
1,1,2-Trichloroethane	ND	6
Benzene	ND	6
cis-1,3-Dichloropropene	ND	6
2-Chloroethyl vinyl ether	ND	12
Bromoform	ND	6
2-Hexanone	ND	60
4-Methyl-2-pentanone	ND	60
Tetrachloroethene	ND	6
Toluene	ND	6
Chlorobenzene	ND	6
Ethyl benzene	ND	6
Styrene	ND	6
Total Xylenes	ND	6

Volatile Organics
Method 8240
(Solid)

Client Name: NORD DOOR
Client Sample ID: GS-2
NET Sample ID: 11020

Parameter	Analytical Results ug/Kg-dry	Reporting Limit ug/Kg-dry
Iodomethane	ND	6
Trichlorofluoromethane	ND	6
Dibromomethane	ND	6
1,2,3-Trichloropropane	ND	12
1,4-Dichlorobutane	ND	6
Ethyl Methacrylate	ND	12
Dichlorodifluoromethane	ND	36
Acrolein	ND	60
Acrylonitrile	ND	60

Surrogates	Spiked	Found	% Recovery	Limits
1,2-Dichloroethane-d4	50	56	112	70-121
Toluene-d8	50	56	112	81-117
4-Bromofluorobenzene	50	50	100	74-121

*ND=Compound of interest is not detected in sample.

**J=Value is an estimate because it is less than the method quantitation reporting limit.

Prepared by: *Q/S*
REV 03/90

Release Authorized by: *J. Bury*

NET-PACIFIC INC.,
SAN DIEGO DIV.

Volatile Organics
Method 8240
(Solid)

Client Name: NORD DOOR
Client Sample ID: GS-4
NET Sample ID: 11021
NET Batch #: VS093
% Moisture (Tot.): 10.20
Sample Wt. (g): 5.00
Dilution Factor: 1.00

Date Sampled: 05/24/91
Date Received: 05/25/91
Date Analyzed: 05/31/91

Parameter	Analytical Results ug/Kg-dry	Reporting Limit ug/Kg-dry
Chloromethane	ND	11
Bromomethane	ND	11
Vinyl chloride	ND	11
Chloroethane	ND	11
Methylene Chloride	12 B	6
Acetone	48 J	111
Carbon disulfide	ND	6
1,1-Dichloroethene	ND	6
1,1-Dichloroethane	ND	6
trans-1,2-Dichloroethene (Total)	ND	6
Chloroform	ND	6
1,2-Dichloroethane	ND	6
2-Butanone	ND	111
1,1,1-Trichloroethane	ND	6
Carbon tetrachloride	ND	6
Vinyl acetate	ND	56
Bromodichloromethane	ND	6
1,1,2,2-Tetrachloroethane	ND	6
1,2-Dichloropropane	ND	6
trans-1,3-Dichloropropene	ND	6
Trichloroethene	ND	6
Dibromochloromethane	ND	6
1,1,2-Trichloroethane	ND	6
Benzene	ND	6
cis-1,3-Dichloropropene	ND	6
2-Chloroethyl vinyl ether	ND	11
Bromoform	ND	6
2-Hexanone	ND	56
4-Methyl-2-pentanone	ND	56
Tetrachloroethene	ND	6
Toluene	ND	6
Chlorobenzene	ND	6
Ethyl benzene	ND	6
Styrene	ND	6
Total Xylenes	ND	6

Volatile Organics
Method 8240
(Solid)


Client Name: NORD DOOR
Client Sample ID: GS-4
NET Sample ID: 11021


Parameter	Analytical Results ug/Kg-dry	Reporting Limit ug/Kg-dry
Iodomethane	ND	6
Trichlorofluoromethane	ND	6
Dibromomethane	ND	6
1,2,3-Trichloropropane	ND	11
1,4-Dichlorobutane	ND	6
Ethyl Methacrylate	ND	11
Dichlorodifluoromethane	ND	33
Acrolein	ND	56
Acrylonitrile	ND	56

Surrogates	Spiked	Found	% Recovery	Limits
1,2-Dichloroethane-d4	50	55	110	70-121
Toluene-d8	50	57	114	81-117
4-Bromofluorobenzene	50	59	118	74-121

*ND=Compound of interest is not detected in sample.

**J=Value is an estimate because it is less than the method quantitation reporting limit.

Prepared by: 
REV 03/90

Release Authorized by: 

NET-PACIFIC INC.,
SAN DIEGO DIV.

Volatile Organics
Method 8240
(Solid)

Client Name: NORD DOOR
Client Sample ID: GS-3
NET Sample ID: 11074
NET Batch #: VS093
% Moisture (Tot.): 32.23
Sample Wt. (g): 5.00
Dilution Factor: 2.00

Date Sampled: 05/30/91
Date Received: 05/31/91
Date Analyzed: 06/07/91

Parameter	Analytical Results ug/Kg-dry	Reporting Limit ug/Kg-dry
Chloromethane	ND	30
Bromomethane	ND	30
Vinyl chloride	ND	30
Chloroethane	ND	30
Methylene Chloride	130 B	15
Acetone	ND	295
Carbon disulfide	ND	15
1,1-Dichloroethene	ND	15
1,1-Dichloroethane	ND	15
trans-1,2-Dichloroethene (Total)	ND	15
Chloroform	ND	15
1,2-Dichloroethane	ND	15
2-Butanone	ND	295
1,1,1-Trichloroethane	ND	15
Carbon tetrachloride	ND	15
Vinyl acetate	ND	148
Bromodichloromethane	ND	15
1,1,2,2-Tetrachloroethane	ND	15
1,2-Dichloropropane	ND	15
trans-1,3-Dichloropropene	ND	15
Trichloroethene	ND	15
Dibromochloromethane	ND	15
1,1,2-Trichloroethane	ND	15
Benzene	ND	15
cis-1,3-Dichloropropene	ND	15
2-Chloroethyl vinyl ether	ND	30
Bromoform	ND	15
2-Hexanone	ND	148
4-Methyl-2-pentanone	ND	148
Tetrachloroethene	ND	15
Toluene	90	15
Chlorobenzene	ND	15
Ethyl benzene	ND	15
Styrene	ND	15
Total Xylenes	54	15

Volatile Organics
Method 8240
(Solid)


Client Name: NORD DOOR
Client Sample ID: GS-3
NET Sample ID: 11074

Parameter	Analytical Results ug/Kg-dry	Reporting Limit ug/Kg-dry
Iodomethane	ND	15
Trichlorofluoromethane	ND	15
Dibromomethane	ND	15
1,2,3-Trichloropropane	ND	30
1,4-Dichlorobutane	ND	15
Ethyl Methacrylate	ND	30
Dichlorodifluoromethane	ND	89
Acrolein	ND	148
Acrylonitrile	ND	148

Surrogates	Spiked	Found	% Recovery	Limits
1,2-Dichloroethane-d4	50	57	114	70-121
Toluene-d8	50	64	128	81-117
4-Bromofluorobenzene	50	39	78	74-121

*ND=Compound of interest is not detected in sample.

**J=Value is an estimate because it is less than the method quantitation reporting limit.

Prepared by: 
REV 03/90

Release Authorized by: 

NET-PACIFIC INC.,
SAN DIEGO DIV.

Volatile Organics
Method 8240
(Solid)

Client Name: NORD DOOR
Client Sample ID: SS-1
NET Sample ID: 11075
NET Batch #: VS093
% Moisture (Tot.): 34.03
Sample Wt. (g): 5.00
Dilution Factor: 5.00

Date Sampled: 05/30/91
Date Received: 05/31/91
Date Analyzed: 06/07/91

Parameter	Analytical Results ug/Kg-dry	Reporting Limit ug/Kg-dry
Chloromethane	ND	76
Bromomethane	ND	76
Vinyl chloride	ND	76
Chloroethane	ND	76
Methylene Chloride	68 B	38
Acetone	ND	758
Carbon disulfide	ND	38
1,1-Dichloroethene	ND	38
1,1-Dichloroethane	ND	38
trans-1,2-Dichloroethene (Total)	ND	38
Chloroform	ND	38
1,2-Dichloroethane	ND	38
2-Butanone	ND	758
1,1,1-Trichloroethane	ND	38
Carbon tetrachloride	ND	38
Vinyl acetate	ND	379
Bromodichloromethane	ND	38
1,1,2,2-Tetrachloroethane	ND	38
1,2-Dichloropropane	ND	38
trans-1,3-Dichloropropene	ND	38
Trichloroethene	ND	38
Dibromochloromethane	ND	38
1,1,2-Trichloroethane	ND	38
Benzene	ND	38
cis-1,3-Dichloropropene	ND	38
2-Chloroethyl vinyl ether	ND	76
Bromoform	ND	38
2-Hexanone	ND	379
4-Methyl-2-pentanone	ND	379
Tetrachloroethene	ND	38
Toluene	ND	38
Chlorobenzene	ND	38
Ethyl benzene	ND	38
Styrene	ND	38
Total Xylenes	ND	38

Volatile Organics
Method 8240
(Solid)

Client Name: NORD DOOR
Client Sample ID: SS-1
NET Sample ID: 11075

Parameter	Analytical Results ug/Kg-dry	Reporting Limit ug/Kg-dry
Iodomethane	ND	38
Trichlorofluoromethane	ND	38
Dibromomethane	ND	38
1,2,3-Trichloropropane	ND	76
1,4-Dichlorobutane	ND	38
Ethyl Methacrylate	ND	76
Dichlorodifluoromethane	ND	227
Acrolein	ND	379
Acrylonitrile	ND	379

Surrogates	Spiked	Found	% Recovery	Limits
1,2-Dichloroethane-d4	50	48	96	70-121
Toluene-d8	50	57	114	81-117
4-Bromofluorobenzene	50	38	76	74-121

*ND=Compound of interest is not detected in sample.

**J=Value is an estimate because it is less than the method quantitation reporting limit.

Prepared by: *gc*
REV 03/90

Release Authorized by: *gc*

NET-PACIFIC INC.,
SAN DIEGO DIV.

Volatile Organics
Method 8240
(Solid)

Client Name: NORD DOOR
Client Sample ID: SS-2
NET Sample ID: 11076
NET Batch #: VS093
% Moisture (Tot.): 40.04
Sample Wt. (g): 5.00
Dilution Factor: 5.00

Date Sampled: 05/30/91
Date Received: 05/31/91
Date Analyzed: 06/07/91

Parameter	Analytical Results ug/Kg-dry	Reporting Limit ug/Kg-dry
Chloromethane	ND	83
Bromomethane	ND	83
Vinyl chloride	ND	83
Chloroethane	ND	83
Methylene Chloride	82 B	42
Acetone	ND	834
Carbon disulfide	ND	42
1,1-Dichloroethene	ND	42
1,1-Dichloroethane	ND	42
trans-1,2-Dichloroethene (Total)	ND	42
Chloroform	ND	42
1,2-Dichloroethane	ND	42
2-Butanone	ND	834
1,1,1-Trichloroethane	ND	42
Carbon tetrachloride	ND	42
Vinyl acetate	ND	417
Bromodichloromethane	ND	42
1,1,2,2-Tetrachloroethane	ND	42
1,2-Dichloropropane	ND	42
trans-1,3-Dichloropropene	ND	42
Trichloroethene	ND	42
Dibromochloromethane	ND	42
1,1,2-Trichloroethane	ND	42
Benzene	ND	42
cis-1,3-Dichloropropene	ND	42
2-Chloroethyl vinyl ether	ND	83
Bromoform	ND	42
2-Hexanone	ND	417
4-Methyl-2-pentanone	ND	417
Tetrachloroethene	ND	42
Toluene	ND	42
Chlorobenzene	ND	42
Ethyl benzene	ND	42
Styrene	ND	42
Total Xylenes	ND	42

Volatile Organics
Method 8240
(Solid)

Client Name: NORD DOOR
Client Sample ID: SS-2
NET Sample ID: 11076

Parameter	Analytical Results ug/Kg-dry	Reporting Limit ug/Kg-dry
Iodomethane	ND	42
Trichlorofluoromethane	ND	42
Dibromomethane	ND	42
1,2,3-Trichloropropane	ND	83
1,4-Dichlorobutane	ND	42
Ethyl Methacrylate	ND	83
Dichlorodifluoromethane	ND	250
Acrolein	ND	417
Acrylonitrile	ND	417

Surrogates	Spiked	Found	% Recovery	Limits
1,2-Dichloroethane-d4	50	50	100	70-121
Toluene-d8	50	64	128	81-117
4-Bromofluorobenzene	50	34	68	74-121

*ND=Compound of interest is not detected in sample.

**J=Value is an estimate because it is less than the method quantitation reporting limit.

Prepared by: *gr*
REV 03/90

Release Authorized by: *gr*

VOLATILE ORGANICS

SOIL

Method 8240

Batch No: VS093

Method Blank Data

NET-PACIFIC INC.,
SAN DIEGO DIV.

Volatile Organics
Method 8240
(Solid)

Client Name: NORD DOOR
Client Sample ID: METHOD BLANK
NET Sample ID: VBMAY30
NET Batch #: VS093
% Moisture (Tot.): NA
Sample Wt. (g): 5.00
Dilution Factor: 1.00

Date Sampled: N/A
Date Received: N/A
Date Analyzed: 05/30/91

Parameter	Analytical Results ug/Kg-dry	Reporting Limit ug/Kg-dry
Chloromethane	ND	10
Bromomethane	ND	10
Vinyl chloride	ND	10
Chloroethane	ND	10
Methylene Chloride	8	5
Acetone	ND	100
Carbon disulfide	ND	5
1,1-Dichloroethene	ND	5
1,1-Dichloroethane	ND	5
trans-1,2-Dichloroethene (Total)	ND	5
Chloroform	ND	5
1,2-Dichloroethane	ND	5
2-Butanone	ND	100
1,1,1-Trichloroethane	ND	5
Carbon tetrachloride	ND	5
Vinyl acetate	ND	50
Bromodichloromethane	ND	5
1,1,2,2-Tetrachloroethane	ND	5
1,2-Dichloropropane	ND	5
trans-1,3-Dichloropropene	ND	5
Trichloroethene	ND	5
Dibromochloromethane	ND	5
1,1,2-Trichloroethane	ND	5
Benzene	ND	5
cis-1,3-Dichloropropene	ND	5
2-Chloroethyl vinyl ether	ND	10
Bromoform	ND	5
2-Hexanone	ND	50
4-Methyl-2-pentanone	ND	50
Tetrachloroethene	ND	5
Toluene	ND	5
Chlorobenzene	ND	5
Ethyl benzene	ND	5
Styrene	ND	5
Total Xylenes	ND	5

Volatile Organics
Method 8240
(Solid)


Client Name: NORD DOOR
Client Sample ID: METHOD BLANK
NET Sample ID: VBMAY30

Parameter	Analytical Results ug/Kg-dry	Reporting Limit ug/Kg-dry
Iodomethane	ND	5
Trichlorofluoromethane	ND	5
Dibromomethane	ND	5
1,2,3-Trichloropropane	ND	10
1,4-Dichlorobutane	ND	5
Ethyl Methacrylate	ND	10
Dichlorodifluoromethane	ND	30
Acrolein	ND	50
Acrylonitrile	ND	50

Surrogates	Spiked	Found	% Recovery	Limits
1,2-Dichloroethane-d4	50	51	102	70-121
Toluene-d8	50	51	102	81-117
4-Bromofluorobenzene	50	52	104	74-121

*ND=Compound of interest is not detected in sample.

**J=Value is an estimate because it is less than the method quantitation reporting limit.

Prepared by: 
REV 03/90

Release Authorized by: 

NET-PACIFIC INC.,
SAN DIEGO DIV.

Volatile Organics
Method 8240
(Solid)

Client Name: NORD DOOR
Client Sample ID: METHOD BLANK
NET Sample ID: VBMAY31
NET Batch #: VS093
% Moisture (Tot.): NA
Sample Wt. (g): 5.00
Dilution Factor: 1.00

Date Sampled: N/A
Date Received: N/A
Date Analyzed: 05/31/91

Parameter	Analytical Results ug/Kg-dry	Reporting Limit ug/Kg-dry
Chloromethane	ND	10
Bromomethane	ND	10
Vinyl chloride	ND	10
Chloroethane	ND	10
Methylene Chloride	8	5
Acetone	ND	100
Carbon disulfide	ND	5
1,1-Dichloroethene	ND	5
1,1-Dichloroethane	ND	5
trans-1,2-Dichloroethene (Total)	ND	5
Chloroform	ND	5
1,2-Dichloroethane	ND	5
2-Butanone	ND	100
1,1,1-Trichloroethane	ND	5
Carbon tetrachloride	ND	5
Vinyl acetate	ND	50
Bromodichloromethane	ND	5
1,1,2,2-Tetrachloroethane	ND	5
1,2-Dichloropropane	ND	5
trans-1,3-Dichloropropene	ND	5
Trichloroethene	ND	5
Dibromochloromethane	ND	5
1,1,2-Trichloroethane	ND	5
Benzene	ND	5
cis-1,3-Dichloropropene	ND	5
2-Chloroethyl vinyl ether	ND	10
Bromoform	ND	5
2-Hexanone	ND	50
4-Methyl-2-pentanone	ND	50
Tetrachloroethene	ND	5
Toluene	ND	5
Chlorobenzene	ND	5
Ethyl benzene	ND	5
Styrene	ND	5
Total Xylenes	ND	5

Volatile Organics
Method 8240
(Solid)


Client Name: NORD DOOR
Client Sample ID: METHOD BLANK
NET Sample ID: VBMAY31

Parameter	Analytical Results ug/Kg-dry	Reporting Limit ug/Kg-dry
Iodomethane	ND	5
Trichlorofluoromethane	ND	5
Dibromomethane	ND	5
1,2,3-Trichloropropane	ND	10
1,4-Dichlorobutane	ND	5
Ethyl Methacrylate	ND	10
Dichlorodifluoromethane	ND	30
Acrolein	ND	50
Acrylonitrile	ND	50

Surrogates	Spiked	Found	% Recovery	Limits
1,2-Dichloroethane-d4	50	52	104	70-121
Toluene-d8	50	53	106	81-117
4-Bromofluorobenzene	50	54	108	74-121

*ND=Compound of interest is not detected in sample.

**J=Value is an estimate because it is less than the method quantitation reporting limit.

Prepared by: 
REV 03/90

Release Authorized by: 

NET-PACIFIC INC.,
SAN DIEGO DIV.

Volatile Organics
Method 8240
(Solid)

Client Name: NORD DOOR
Client Sample ID: METHOD BLANK
NET Sample ID: VBJUN7
NET Batch #: VS093
% Moisture (Tot.): NA
Sample Wt. (g): 5.00
Dilution Factor: 1.00

Date Sampled: N/A
Date Received: N/A
Date Analyzed: 06/07/91

Parameter	Analytical Results ug/Kg-dry	Reporting Limit ug/Kg-dry
Chloromethane	ND	10
Bromomethane	ND	10
Vinyl chloride	ND	10
Chloroethane	ND	10
Methylene Chloride	7 B	5
Acetone	ND	100
Carbon disulfide	ND	5
1,1-Dichloroethene	ND	5
1,1-Dichloroethane	ND	5
trans-1,2-Dichloroethene (Total)	ND	5
Chloroform	ND	5
1,2-Dichloroethane	ND	5
2-Butanone	ND	100
1,1,1-Trichloroethane	ND	5
Carbon tetrachloride	ND	5
Vinyl acetate	ND	50
Bromodichloromethane	ND	5
1,1,2,2-Tetrachloroethane	ND	5
1,2-Dichloropropane	ND	5
trans-1,3-Dichloropropene	ND	5
Trichloroethene	ND	5
Dibromochloromethane	ND	5
1,1,2-Trichloroethane	ND	5
Benzene	ND	5
cis-1,3-Dichloropropene	ND	5
2-Chloroethyl vinyl ether	ND	10
Bromoform	ND	5
2-Hexanone	ND	50
4-Methyl-2-pentanone	ND	50
Tetrachloroethene	ND	5
Toluene	ND	5
Chlorobenzene	ND	5
Ethyl benzene	ND	5
Styrene	ND	5
Total Xylenes	ND	5

Volatile Organics
Method 8240
(Solid)

Client Name: NORD DOOR
Client Sample ID: METHOD BLANK
NET Sample ID: VBJUN7

Parameter	Analytical Results ug/Kg-dry	Reporting Limit ug/Kg-dry
Iodomethane	ND	5
Trichlorofluoromethane	ND	5
Dibromomethane	ND	5
1,2,3-Trichloropropane	ND	10
1,4-Dichlorobutane	ND	5
Ethyl Methacrylate	ND	10
Dichlorodifluoromethane	ND	30
Acrolein	ND	50
Acrylonitrile	ND	50

Surrogates	Spiked	Found	% Recovery	Limits
1,2-Dichloroethane-d4	50	47	94	70-121
Toluene-d8	50	47	94	81-117
4-Bromofluorobenzene	50	45	90	74-121

*ND=Compound of interest is not detected in sample.

**J=Value is an estimate because it is less than the method quantitation reporting limit.

Prepared by: *JL*
REV 03/90

Release Authorized by: *JL*

NET PACIFIC INC.,
SAN DIEGO DIVISION

QUALITY CONTROL REPORT

MATRIX SPIKE/MATRIX SPIKE DUPLICATE RECOVERY

Volatile Organics
Method 8240
(Solid)

Client Name: NORD DOOR
NET Batch #: VS093

NET Sample ID: 11021
Client Sample ID: GS-4

PARAMETERS	CONC. SPIKE ADDED (ug/Kg)	SAMPLE RESULT	CONC. MS	% RECOVERY	CONC. MSD	% RECOVERY	% RPD	CONTROL LIMITS RPD	RECOVERY
1,1-Dichloroethene	50.0	0.0	60.4	121%	51.9	104%	15%	22	59-172
Trichloroethene	50.0	0.0	52.8	106%	50.4	101%	5%	24	62-137
Benzene	50.0	0.0	56.9	114%	55.3	111%	3%	21	66-142
Toluene	50.0	0.0	56.2	112%	53.2	106%	6%	21	59-139
Chlorobenzene	50.0	0.0	56.5	113%	53.3	107%	6%	21	60-133

Release Authorized by: 

The accompanying narrative is an integral part of this report.

VOLATILE ORGANICS

SOIL

Method 8240

Batch No: VS093

QC Data

Volatile Organics
Method 8240
(Solid)


Client Name: NORD DOOR
Client Sample ID: GS-4 MATR SP
NET Sample ID: 11021MS

Parameter	Analytical Results ug/Kg-dry	Reporting Limit ug/Kg-dry
Iodomethane	ND	6
Trichlorofluoromethane	ND	6
Dibromomethane	ND	6
1,2,3-Trichloropropane	ND	11
1,4-Dichlorobutane	ND	6
Ethyl Methacrylate	ND	11
Dichlorodifluoromethane	ND	33
Acrolein	ND	56
Acrylonitrile	ND	56

Surrogates	Spiked	Found	% Recovery	Limits
1,2-Dichloroethane-d4	50	54	108	70-121
Toluene-d8	50	57	114	81-117
4-Bromofluorobenzene	50	56	112	74-121

*ND=Compound of interest is not detected in sample.

**J=Value is an estimate because it is less than the method quantitation reporting limit.

Prepared by: 
REV 03/90

Release Authorized by: 

NET-PACIFIC INC.,
SAN DIEGO DIV.

Volatile Organics
Method 8240
(Solid)

Client Name: NORD DOOR
Client Sample ID: GS-4 MATR SP
NET Sample ID: 11021MS
NET Batch #: VS093
% Moisture (Tot.): 10.20
Sample Wt. (g): 5.00
Dilution Factor: 1.00

Date Sampled: 05/24/91
Date Received: 05/25/91
Date Analyzed: 05/31/91

Parameter	Analytical Results ug/Kg-dry	Reporting Limit ug/Kg-dry
Chloromethane	ND	11
Bromomethane	ND	11
Vinyl chloride	ND	11
Chloroethane	ND	11
Methylene Chloride	10 B	6
Acetone	54 J	111
Carbon disulfide	ND	6
1,1-Dichloroethene	60	6
1,1-Dichloroethane	ND	6
trans-1,2-Dichloroethene (Total)	ND	6
Chloroform	ND	6
1,2-Dichloroethane	ND	6
2-Butanone	ND	111
1,1,1-Trichloroethane	ND	6
Carbon tetrachloride	ND	6
Vinyl acetate	ND	56
Bromodichloromethane	ND	6
1,1,2,2-Tetrachloroethane	ND	6
1,2-Dichloropropane	ND	6
trans-1,3-Dichloropropene	ND	6
<u>Trichloroethene</u>	<u>53</u>	<u>6</u>
Dibromochloromethane	ND	6
1,1,2-Trichloroethane	ND	6
Benzene	57	6
cis-1,3-Dichloropropene	ND	6
2-Chloroethyl vinyl ether	ND	11
Bromoform	ND	6
2-Hexanone	ND	56
4-Methyl-2-pentanone	ND	56
Tetrachloroethene	ND	6
Toluene	56	6
Chlorobenzene	56	6
Ethyl benzene	ND	6
Styrene	ND	6
Total Xylenes	ND	6

NET-PACIFIC INC.,
SAN DIEGO DIV.

Volatile Organics
Method 8240
(Solid)

Client Name: NORD DOOR
Client Sample ID: GS-4 MATR SP DUP
NET Sample ID: 11021MSD
NET Batch #: VS093
% Moisture (Tot.): 10.20
Sample Wt. (g): 5.00
Dilution Factor: 1.00

Date Sampled: 05/24/91
Date Received: 05/25/91
Date Analyzed: 05/31/91

Parameter	Analytical Results ug/Kg-dry	Reporting Limit ug/Kg-dry
Chloromethane	ND	11
Bromomethane	ND	11
Vinyl chloride	ND	11
Chloroethane	ND	11
Methylene Chloride	11 B	6
Acetone	60 J	111
Carbon disulfide	ND	6
1,1-Dichloroethene	52	6
1,1-Dichloroethane	ND	6
trans-1,2-Dichloroethene (Total)	ND	6
Chloroform	ND	6
1,2-Dichloroethane	ND	6
2-Butanone	ND	111
1,1,1-Trichloroethane	ND	6
Carbon tetrachloride	ND	6
Vinyl acetate	ND	56
Bromodichloromethane	ND	6
1,1,2,2-Tetrachloroethane	ND	6
1,2-Dichloropropane	ND	6
trans-1,3-Dichloropropene	ND	6
Trichloroethene	50	6
Dibromochloromethane	ND	6
1,1,2-Trichloroethane	ND	6
Benzene	55	6
cis-1,3-Dichloropropene	ND	6
2-Chloroethyl vinyl ether	ND	11
Bromoform	ND	6
2-Hexanone	ND	56
4-Methyl-2-pentanone	ND	56
Tetrachloroethene	ND	6
Toluene	53	6
Chlorobenzene	53	6
Ethyl benzene	ND	6
Styrene	ND	6
Total Xylenes	ND	6

Volatile Organics
Method 8240
(Solid)


Client Name: NORD DOOR
Client Sample ID: GS-4 MATR SP DUP
NET Sample ID: 11021MSD

Parameter	Analytical Results ug/Kg-dry	Reporting Limit ug/Kg-dry
Iodomethane	ND	6
Trichlorofluoromethane	ND	6
Dibromomethane	ND	6
1,2,3-Trichloropropane	ND	11
1,4-Dichlorobutane	ND	6
Ethyl Methacrylate	ND	11
Dichlorodifluoromethane	ND	33
Acrolein	ND	56
Acrylonitrile	ND	56

Surrogates	Spiked	Found	% Recovery	Limits
1,2-Dichloroethane-d4	50	54	108	70-121
Toluene-d8	50	54	108	81-117
4-Bromofluorobenzene	50	50	100	74-121

*ND=Compound of interest is not detected in sample.

**J=Value is an estimate because it is less than the method quantitation reporting limit.

Prepared by: 
REV 03/90

Release Authorized by: 

SEMIVOLATILE ORGANICS

AQUEOUS

Method 8270

Batch No: SW483

Sample Data

Semi-Volatile Organics
NET Method 8270
(Aqueous)

Client Name: DOE-NORD DOOR
Client Sample ID: EW
NET Sample ID: 11022
NET Project #: SW483
% Moisture (Tot.): NA
Sample Volume (ml): 400.00
Dilution Factor: 1
Final Extract Volume (ml): 1

Date Sampled: 05/24/91
Date Received: 05/25/91
Date Extracted: 05/28/91
Date Analyzed: 05/29/91

Parameter	Analytical Results ug/L	Reporting Limit ug/L
Phenol	ND	25
bis(2-Chloroethyl) ether	ND	25
2-Chlorophenol	ND	25
1,3-Dichlorobenzene	ND	25
1,4-Dichlorobenzene	ND	25
Benzyl Alcohol	ND	50
1,2-Dichlorobenzene	ND	25
2-Methylphenol	ND	25
bis(2-Chloroisopropyl) ether	ND	25
4-Methylphenol	ND	25
N-Nitroso-Di-N-propylamine	ND	25
Hexachloroethane	ND	25
Nitrobenzene	ND	25
Isophorone	ND	25
2-Nitrophenol	ND	25
2,4-Dimethylphenol	ND	25
Benzoic Acid	ND	130
bis(2-Chloroethoxy) methane	ND	25
2,4-Dichlorophenol	ND	25
1,2,4-Trichlorobenzene	ND	25
Naphthalene	ND	25
4-Chloroaniline	ND	50
Hexachlorobutadiene	ND	25
4-Chloro-3-methylphenol	ND	50
2-Methylnaphthalene	ND	25
Hexachlorocyclopentadiene	ND	25
2,4,6-Trichlorophenol	ND	25
2,4,5-Trichlorophenol	ND	25
2-Chloronaphthalene	ND	25
2-Nitroaniline	ND	130
Dimethyl phthalate	ND	25
Acenaphthylene	ND	25
3-Nitroaniline	ND	130
Acenaphthene	ND	25
2,4-Dinitrophenol	ND	130
4-Nitrophenol	ND	130
Dibenzofuran	ND	25
2,4-Dinitrotoluene	ND	25
2,6-Dinitrotoluene	ND	25
Diethylphthalate	ND	25

Semi-Volatile Organics
NET Method 8270
(Aqueous)

Client Name: DOE-NORD DOOR
Client Sample ID: EW
NET Sample ID: 11022

Parameter	Analytical Results ug/L	Reporting Limit ug/L
4-Chlorophenyl phenyl ether	ND	25
Fluorene	ND	25
4-Nitroaniline	ND	130
4,6-Dinitro-2-methylphenol	ND	130
N-Nitrosodiphenylamine	ND	25
4-Bromophenyl phenyl ether	ND	25
Hexachlorobenzene	ND	25
Pentachlorophenol	ND	130
Phenanthrene	ND	25
Anthracene	ND	25
Di-n-butylphthalate	ND	25
Fluoranthene	ND	25
Pyrene	ND	25
Butyl benzyl phthalate	ND	25
3,3'-Dichlorobenzidine	ND	50
Benzo(a)anthracene	ND	25
bis(2-ethylhexyl)phthalate	ND	25
Chrysene	ND	25
Di-n-octyl phthalate	ND	25
Benzo(b)fluoranthene	ND	25
Benzo(k)fluoranthene	ND	25
Benzo(a)pyrene	ND	25
Indeno(1,2,3-cd)pyrene	ND	25
Dibenz(a,h)anthracene	ND	25
Benzo(g,h,i)perylene	ND	25
2-Picoline	ND	25
Methyl methanesulfonate	ND	25
Ethyl methanesulfonate	ND	25
Acetophenone	ND	25
N-Nitrosopiperidine	ND	25
Dimethylphenethylamine	ND	25
2,6-Dichlorophenol	ND	25
N-Nitrosodibutylamine	ND	25
1,2,4,5-Tetrachlorobenzene	ND	25
1-Chloronaphthalene	ND	25
Pentachlorobenzene	ND	25
1-Naphthylamine	ND	25
2-Naphthylamine	ND	25
Diphenylamine	ND	25
1,2-Diphenylhydrazine	ND	25
Phenacetin	ND	25
4-Aminobiphenyl	ND	25
Pronamide	ND	25

Semi-Volatile Organics
NET Method 8270
(Aqueous)

Client Name: DOE-NORD DOOR
Client Sample ID: EW
NET Sample ID: 11022

Parameter	Analytical Results ug/L	Reporting Limit ug/L
p-Dimethylaminoazobenzene	ND	25
7,12-Dimethylbenz(a)anthr	ND	25
3-Methylcholanthrene	ND	130

Surrogates	Spiked	Found	% Recovery	Limits
Nitrobenzene-d5	250	170	69	35-114
2-Fluorobiphenyl	250	210	82	43-116
p-Terphenyl-d14	250	210	86	33-141
Phenol-d5	500	160	33	10-94
2-Fluorophenol	500	240	49	21-100
2,4,6-Tribromophenol	500	400	80	10-123

*ND=Compound of interest not detected in sample.

**J=Value is an estimate because it is less than the method quantitation reporting limit.

up
6-3-91

slu
6-3-91

SEMIVOLATILE ORGANICS

AQUEOUS

Method 8270

Batch No: SW483

Method Blank Data

Semi-Volatile Organics
NET Method 8270
(Aqueous)

Client Name: DOE-NORD DOOR
Client Sample ID: METHOD BLANK
NET Sample ID: MB483
NET Project #: SW483
% Moisture (Tot.): NA
Sample Volume (ml): 1000.00
Dilution Factor: 1
Final Extract Volume (ml): 1

Date Sampled: NA
Date Received: NA
Date Extracted: 05/28/91
Date Analyzed: 05/28/91

Parameter	Analytical Results ug/L	Reporting Limit ug/L
Phenol	ND	10
bis(2-Chloroethyl) ether	ND	10
2-Chlorophenol	ND	10
1,3-Dichlorobenzene	ND	10
1,4-Dichlorobenzene	ND	10
Benzyl Alcohol	ND	20
1,2-Dichlorobenzene	ND	10
2-Methylphenol	ND	10
bis(2-Chloroisopropyl) ether	ND	10
4-Methylphenol	ND	10
N-Nitroso-Di-N-propylamine	ND	10
Hexachloroethane	ND	10
Nitrobenzene	ND	10
Isophorone	ND	10
2-Nitrophenol	ND	10
2,4-Dimethylphenol	ND	10
Benzoic Acid	ND	50
bis(2-Chloroethoxy) methane	ND	10
2,4-Dichlorophenol	ND	10
1,2,4-Trichlorobenzene	ND	10
Naphthalene	ND	10
4-Chloroaniline	ND	20
Hexachlorobutadiene	ND	10
4-Chloro-3-methylphenol	ND	20
2-Methylnaphthalene	ND	10
Hexachlorocyclopentadiene	ND	10
2,4,6-Trichlorophenol	ND	10
2,4,5-Trichlorophenol	ND	10
2-Chloronaphthalene	ND	10
2-Nitroaniline	ND	50
Dimethyl phthalate	ND	10
Acenaphthylene	ND	10
3-Nitroaniline	ND	50
Acenaphthene	ND	10
2,4-Dinitrophenol	ND	50
4-Nitrophenol	ND	50
Dibenzofuran	ND	10
2,4-Dinitrotoluene	ND	10
2,6-Dinitrotoluene	ND	10
Diethylphthalate	ND	10

Semi-Volatile Organics
NET Method 8270
(Aqueous)

Client Name: DOE-NORD DOOR
Client Sample ID: METHOD BLANK
NET Sample ID: MB483

Parameter	Analytical Results ug/L	Reporting Limit ug/L
4-Chlorophenyl phenyl ether	ND	10
Fluorene	ND	10
4-Nitroaniline	ND	50
4,6-Dinitro-2-methylphenol	ND	50
N-Nitrosodiphenylamine	ND	10
4-Bromophenyl phenyl ether	ND	10
Hexachlorobenzene	ND	10
Pentachlorophenol	ND	50
Phenanthrene	ND	10
Anthracene	ND	10
Di-n-butylphthalate	ND	10
Fluoranthene	ND	10
Pyrene	ND	10
Butyl benzyl phthalate	ND	10
3,3'-Dichlorobenzidine	ND	20
Benzo(a)anthracene	ND	10
bis(2-ethylhexyl)phthalate	ND	10
Chrysene	ND	10
Di-n-octyl phthalate	ND	10
Benzo(b)fluoranthene	ND	10
Benzo(k)fluoranthene	ND	10
Benzo(a)pyrene	ND	10
Indeno(1,2,3-cd)pyrene	ND	10
Dibenz(a,h)anthracene	ND	10
Benzo(g,h,i)perylene	ND	10
2-Picoline	ND	10
Methyl methanesulfonate	ND	10
Ethyl methanesulfonate	ND	10
Acetophenone	ND	10
N-Nitrosopiperidine	ND	10
Dimethylphenethylamine	ND	10
2,6-Dichlorophenol	ND	10
N-Nitrosodibutylamine	ND	10
1,2,4,5-Tetrachlorobenzene	ND	10
1-Chloronaphthalene	ND	10
Pentachlorobenzene	ND	10
1-Naphthylamine	ND	10
2-Naphthylamine	ND	10
Diphenylamine	ND	10
1,2-Diphenylhydrazine	ND	10
Phenacetin	ND	10
4-Aminobiphenyl	ND	10
Pronamide	ND	10

Semi-Volatile Organics
NET Method 8270
(Aqueous)

Client Name: DOE-NORD DOOR
Client Sample ID: METHOD BLANK
NET Sample ID: MB483

Parameter	Analytical Results ug/L	Reporting Limit ug/L
p-Dimethylaminoazobenzene	ND	10
7,12-Dimethylbenz(a)anthr	ND	10
3-Methylcholanthrene	ND	50

Surrogates	Spiked	Found	% Recovery	Limits
Nitrobenzene-d5	100	70	70	35-114
2-Fluorobiphenyl	100	77	77	43-116
p-Terphenyl-d14	100	76	76	33-141
Phenol-d5	200	64	32	10-94
2-Fluorophenol	200	94	47	21-100
2,4,6-Tribromophenol	200	150	75	10-123

*ND=Compound of interest not detected in sample.
**J=Value is an estimate because it is less than the method quantitation reporting limit.

up
6-3-91

SLK
6-3-91

SEMIVOLATILE ORGANICS

SOIL

Method 8270

Batch No: SS496

Sample Data

Semi-Volatile Organics
NET Method 8270
(Solid)

Client Name: DOE-NORD DOOR
 Client Sample ID: GS-1
 NET Sample ID: 11019
 NET Project #: SS496
 % Moisture (Tot.): 10
 Sample Weight (g): 30.36
 Dilution Factor: 1
 Final Extract Volume (ml): 1

Date Sampled: 5/24/91
 Date Received: 5/25/91
 Date Extracted: 5/30/91
 Date Analyzed: 5/31/91

Parameter	Analytical Results ug/Kg-dry	Reporting Limit ug/Kg-dry
Phenol	ND	370
bis(2-Chloroethyl) ether	ND	370
2-Chlorophenol	ND	370
1,3-Dichlorobenzene	ND	370
1,4-Dichlorobenzene	ND	370
Benzyl Alcohol	ND	730
1,2-Dichlorobenzene	ND	370
2-Methylphenol	ND	370
bis(2-Chloroisopropyl) ether	ND	370
4-Methylphenol	ND	370
N-Nitroso-Di-N-propylamine	ND	370
Hexachloroethane	ND	370
Nitrobenzene	ND	370
Isophorone	ND	370
2-Nitrophenol	ND	370
2,4-Dimethylphenol	ND	370
Benzoic Acid	ND	1800
bis(2-Chloroethoxy) methane	ND	370
2,4-Dichlorophenol	ND	370
1,2,4-Trichlorobenzene	ND	370
Naphthalene	ND	370
4-Chloroaniline	ND	730
Hexachlorobutadiene	ND	370
4-Chloro-3-methylphenol	ND	730
2-Methylnaphthalene	ND	370
Hexachlorocyclopentadiene	ND	370
2,4,6-Trichlorophenol	ND	370
2,4,5-Trichlorophenol	ND	370
2-Chloronaphthalene	ND	370
2-Nitroaniline	ND	1800
Dimethyl phthalate	ND	370
Acenaphthylene	ND	370
3-Nitroaniline	ND	1800
Acenaphthene	ND	370
2,4-Dinitrophenol	ND	1800
4-Nitrophenol	ND	1800
Dibenzofuran	ND	370
2,4-Dinitrotoluene	ND	370
2,6-Dinitrotoluene	ND	370
Diethylphthalate	ND	370

Semi-Volatile Organics
NET Method 8270
(Solid)

Client Name: DOE-NORD DOOR
Client Sample ID: GS-1
NET Sample ID: 11019

Parameter	Analytical Results ug/Kg-dry	Reporting Limit ug/Kg-dry
4-Chlorophenyl phenyl ether	ND	370
Fluorene	ND	370
4-Nitroaniline	ND	1800
4,6-Dinitro-2-methylphenol	ND	1800
N-Nitrosodiphenylamine	ND	370
4-Bromophenyl phenyl ether	ND	370
Hexachlorobenzene	ND	370
Pentachlorophenol	ND	1800
Phenanthrene	ND	370
Anthracene	ND	370
Di-n-butylphthalate	ND	370
Fluoranthene	ND	370
Pyrene	ND	370
Butyl benzyl phthalate	ND	370
3,3'-Dichlorobenzidine	ND	730
Benzo(a)anthracene	ND	370
bis(2-ethylhexyl)phthalate	ND	370
Chrysene	ND	370
Di-n-octyl phthalate	ND	370
Benzo(b)fluoranthene	ND	370
Benzo(k)fluoranthene	ND	370
Benzo(a)pyrene	ND	370
Indeno(1,2,3-cd)pyrene	ND	370
Dibenz(a,h)anthracene	ND	370
Benzo(g,h,i)perylene	ND	370
2-Picoline	ND	370
Methyl methanesulfonate	ND	370
Ethyl methanesulfonate	ND	370
Acetophenone	ND	370
N-Nitrosopiperidine	ND	370
Dimethylphenethylamine	ND	370
2,6-Dichlorophenol	ND	370
N-Nitrosodibutylamine	ND	370
1,2,4,5-Tetrachlorobenzene	ND	370
1-Chloronaphthalene	ND	370
Pentachlorobenzene	ND	370
1-Naphthylamine	ND	370
2-Naphthylamine	ND	370
Diphenylamine	ND	370
1,2-Diphenylhydrazine	ND	370
Phenacetin	ND	370
4-Aminobiphenyl	ND	370
Pronamide	ND	370

Semi-Volatile Organics
NET Method 8270
(Solid)

Client Name: DOE-NORD DOOR
Client Sample ID: GS-1
NET Sample ID: 11019

Parameter	Analytical Results ug/Kg-dry	Reporting Limit ug/Kg-dry
p-Dimethylaminoazobenzene	ND	370
7,12-Dimethylbenz(a)anthr	ND	370
3-Methylcholanthrene	ND	1800

Surrogates	Spiked	Found	% Recovery	Limits
Nitrobenzene-d5	3700	3000	81	35-114
2-Fluorobiphenyl	3700	2400	66	43-116
p-Terphenyl-d14	3700	2700	74	33-141
Phenol-d5	7300	5400	74	10-94
2-Fluorophenol	7300	5200	71	21-100
2,4,6-Tribromophenol	7300	6300	86	10-123

*ND=Compound of interest not detected in sample.

**J=Value is an estimate because it is less than the method quantitation reporting limit.

Prepared by up

Released by Her

Semi-Volatile Organics
NET Method 8270
(Solid)

Client Name: DOE-NORD DOOR
 Client Sample ID: GS-2
 NET Sample ID: 11020
 NET Project #: SS496
 % Moisture (Tot.): 17
 Sample Weight (g): 29.95
 Dilution Factor: 1
 Final Extract Volume (ml): 1

Date Sampled: 5/24/91
 Date Received: 5/25/91
 Date Extracted: 5/30/91
 Date Analyzed: 5/31/91

Parameter	Analytical Results ug/Kg-dry	Reporting Limit ug/Kg-dry
Phenol	ND	400
bis(2-Chloroethyl) ether	ND	400
2-Chlorophenol	ND	400
1,3-Dichlorobenzene	ND	400
1,4-Dichlorobenzene	ND	400
Benzyl Alcohol	ND	800
1,2-Dichlorobenzene	ND	400
2-Methylphenol	ND	400
bis(2-Chloroisopropyl) ether	ND	400
4-Methylphenol	ND	400
N-Nitroso-Di-N-propylamine	ND	400
Hexachloroethane	ND	400
Nitrobenzene	ND	400
Isophorone	ND	400
2-Nitrophenol	ND	400
2,4-Dimethylphenol	ND	400
Benzoic Acid	ND	2000
bis(2-Chloroethoxy) methane	ND	400
2,4-Dichlorophenol	ND	400
1,2,4-Trichlorobenzene	ND	400
Naphthalene	ND	400
4-Chloroaniline	ND	800
Hexachlorobutadiene	ND	400
4-Chloro-3-methylphenol	ND	800
2-Methylnaphthalene	ND	400
Hexachlorocyclopentadiene	ND	400
2,4,6-Trichlorophenol	ND	400
2,4,5-Trichlorophenol	ND	400
2-Chloronaphthalene	ND	400
2-Nitroaniline	ND	2000
Dimethyl phthalate	ND	400
Acenaphthylene	ND	400
3-Nitroaniline	ND	2000
Acenaphthene	ND	400
2,4-Dinitrophenol	ND	2000
4-Nitrophenol	ND	2000
Dibenzofuran	ND	400
2,4-Dinitrotoluene	ND	400
2,6-Dinitrotoluene	ND	400
Diethylphthalate	ND	400

Semi-Volatile Organics
NET Method 8270
(Solid)

Client Name: DOE-NORD DOOR
Client Sample ID: GS-2
NET Sample ID: 11020

Parameter	Analytical Results ug/Kg-dry	Reporting Limit ug/Kg-dry
4-Chlorophenyl phenyl ether	ND	400
Fluorene	ND	400
4-Nitroaniline	ND	2000
4,6-Dinitro-2-methylphenol	ND	2000
N-Nitrosodiphenylamine	ND	400
4-Bromophenyl phenyl ether	ND	400
Hexachlorobenzene	ND	400
Pentachlorophenol	ND	2000
Phenanthrene	ND	400
Anthracene	ND	400
Di-n-butylphthalate	ND	400
Fluoranthene	ND	400
Pyrene	ND	400
Butyl benzyl phthalate	ND	400
3,3'-Dichlorobenzidine	ND	800
Benzo(a)anthracene	ND	400
bis(2-ethylhexyl)phthalate	ND	400
Chrysene	ND	400
Di-n-octyl phthalate	ND	400
Benzo(b)fluoranthene	ND	400
Benzo(k)fluoranthene	ND	400
Benzo(a)pyrene	ND	400
Indeno(1,2,3-cd)pyrene	ND	400
Dibenz(a,h)anthracene	ND	400
Benzo(g,h,i)perylene	ND	400
2-Picoline	ND	400
Methyl methanesulfonate	ND	400
Ethyl methanesulfonate	ND	400
Acetophenone	ND	400
N-Nitrosopiperidine	ND	400
Dimethylphenethylamine	ND	400
2,6-Dichlorophenol	ND	400
N-Nitrosodibutylamine	ND	400
1,2,4,5-Tetrachlorobenzene	ND	400
1-Chloronaphthalene	ND	400
Pentachlorobenzene	ND	400
1-Naphthylamine	ND	400
2-Naphthylamine	ND	400
Diphenylamine	ND	400
1,2-Diphenylhydrazine	ND	400
Phenacetin	ND	400
4-Aminobiphenyl	ND	400
Pronamide	ND	400

Semi-Volatile Organics
NET Method 8270
(Solid)

Client Name: DOE-NORD DOOR
Client Sample ID: GS-2
NET Sample ID: 11020

Parameter	Analytical Results ug/Kg-dry	Reporting Limit ug/Kg-dry
p-Dimethylaminoazobenzene	ND	400
7,12-Dimethylbenz(a)anthr	ND	400
3-Methylcholanthrene	ND	2000

Surrogates	Spiked	Found	% Recovery	Limits
Nitrobenzene-d5	4000	3200	79	35-114
2-Fluorobiphenyl	4000	2600	65	43-116
p-Terphenyl-d14	4000	3200	80	33-141
Phenol-d5	8000	5800	72	10-94
2-Fluorophenol	8000	5800	72	21-100
2,4,6-Tribromophenol	8000	6500	80	10-123

*ND=Compound of interest not detected in sample.
**J=Value is an estimate because it is less than the method quantitation reporting limit.

Prepared by af

Released by San

Semi-Volatile Organics
NET Method 8270
(Solid)

Client Name: DOE-NORD DOOR
 Client Sample ID: GS-4
 NET Sample ID: 11021
 NET Project #: SS496
 % Moisture (Tot.): 10
 Sample Weight (g): 30.30
 Dilution Factor: 1
 Final Extract Volume (ml): 1

Date Sampled: 5/24/91
 Date Received: 5/25/91
 Date Extracted: 5/30/91
 Date Analyzed: 5/31/91

Parameter	Analytical Results ug/Kg-dry	Reporting Limit ug/Kg-dry
Phenol	ND	370
bis(2-Chloroethyl) ether	ND	370
2-Chlorophenol	ND	370
1,3-Dichlorobenzene	ND	370
1,4-Dichlorobenzene	ND	370
Benzyl Alcohol	ND	730
1,2-Dichlorobenzene	ND	370
2-Methylphenol	ND	370
bis(2-Chloroisopropyl) ether	ND	370
4-Methylphenol	ND	370
N-Nitroso-Di-N-propylamine	ND	370
Hexachloroethane	ND	370
Nitrobenzene	ND	370
Isophorone	ND	370
2-Nitrophenol	ND	370
2,4-Dimethylphenol	ND	370
Benzoic Acid	ND	1800
bis(2-Chloroethoxy) methane	ND	370
2,4-Dichlorophenol	ND	370
1,2,4-Trichlorobenzene	ND	370
Naphthalene	ND	370
4-Chloroaniline	ND	730
Hexachlorobutadiene	ND	370
4-Chloro-3-methylphenol	ND	730
2-Methylnaphthalene	ND	370
Hexachlorocyclopentadiene	ND	370
2,4,6-Trichlorophenol	ND	370
2,4,5-Trichlorophenol	ND	370
2-Chloronaphthalene	ND	370
2-Nitroaniline	ND	1800
Dimethyl phthalate	ND	370
Acenaphthylene	ND	370
3-Nitroaniline	ND	1800
Acenaphthene	ND	370
2,4-Dinitrophenol	ND	1800
4-Nitrophenol	ND	1800
Dibenzofuran	ND	370
2,4-Dinitrotoluene	ND	370
2,6-Dinitrotoluene	ND	370
Diethylphthalate	ND	370

Semi-Volatile Organics
NET Method 8270
(Solid)

Client Name: DOE-NORD DOOR
Client Sample ID: GS-4
NET Sample ID: 11021

Parameter	Analytical Results ug/Kg-dry	Reporting Limit ug/Kg-dry
4-Chlorophenyl phenyl ether	ND	370
Fluorene	ND	370
4-Nitroaniline	ND	1800
4,6-Dinitro-2-methylphenol	ND	1800
N-Nitrosodiphenylamine	ND	370
4-Bromophenyl phenyl ether	ND	370
Hexachlorobenzene	ND	370
Pentachlorophenol	ND	1800
Phenanthrene	ND	370
Anthracene	ND	370
Di-n-butylphthalate	ND	370
Fluoranthene	ND	370
Pyrene	ND	370
Butyl benzyl phthalate	ND	370
3,3'-Dichlorobenzidine	ND	730
Benzo(a)anthracene	ND	370
bis(2-ethylhexyl) phthalate	ND	370
Chrysene	ND	370
Di-n-octyl phthalate	ND	370
Benzo(b)fluoranthene	ND	370
Benzo(k)fluoranthene	ND	370
Benzo(a)pyrene	ND	370
Indeno(1,2,3-cd)pyrene	ND	370
Dibenz(a,h)anthracene	ND	370
Benzo(g,h,i)perylene	ND	370
2-Picoline	ND	370
Methyl methanesulfonate	ND	370
Ethyl methanesulfonate	ND	370
Acetophenone	ND	370
N-Nitrosopiperidine	ND	370
Dimethylphenethylamine	ND	370
2,6-Dichlorophenol	ND	370
N-Nitrosodibutylamine	ND	370
1,2,4,5-Tetrachlorobenzene	ND	370
1-Chloronaphthalene	ND	370
Pentachlorobenzene	ND	370
1-Naphthylamine	ND	370
2-Naphthylamine	ND	370
Diphenylamine	ND	370
1,2-Diphenylhydrazine	ND	370
Phenacetin	ND	370
4-Aminobiphenyl	ND	370
Pronamide	ND	370

Semi-Volatile Organics
NET Method 8270
(Solid)

Client Name: DOE-NORD DOOR
Client Sample ID: GS-4
NET Sample ID: 11021

Parameter	Analytical Results ug/Kg-dry	Reporting Limit ug/Kg-dry
p-Dimethylaminoazobenzene	ND	370
7,12-Dimethylbenz(a)anthr	ND	370
3-Methylcholanthrene	ND	1800

Surrogates	Spiked	Found	% Recovery	Limits
Nitrobenzene-d5	3700	2700	75	35-114
2-Fluorobiphenyl	3700	2400	65	43-116
p-Terphenyl-d14	3700	2700	73	33-141
Phenol-d5	7300	6100	83	10-94
2-Fluorophenol	7300	6100	83	21-100
2,4,6-Tribromophenol	7300	6200	85	10-123

*ND=Compound of interest not detected in sample.

**J=Value is an estimate because it is less than the method quantitation reporting limit.

Prepared by yl

Released by llm

SEMIVOLATILE ORGANICS

SOIL

Method 8270

Batch No: SS496

Method Blank Data

Semi-Volatile Organics
NET Method 8270
(Solid)

Client Name: DOE-NORD DOOR
 Client Sample ID: METHOD BLANK
 NET Sample ID: MB496
 NET Project #: SS496
 % Moisture (Tot.): NA
 Sample Weight (g): 30.14
 Dilution Factor: 1
 Final Extract Volume (ml): 1

Date Sampled: NA
 Date Received: NA
 Date Extracted: 5/30/91
 Date Analyzed: 5/31/91

Parameter	Analytical Results ug/Kg-dry	Reporting Limit ug/Kg-dry
Phenol	ND	330
bis(2-Chloroethyl) ether	ND	330
2-Chlorophenol	ND	330
1,3-Dichlorobenzene	ND	330
1,4-Dichlorobenzene	ND	330
Benzyl Alcohol	ND	660
1,2-Dichlorobenzene	ND	330
2-Methylphenol	ND	330
bis(2-Chloroisopropyl) ether	ND	330
4-Methylphenol	ND	330
N-Nitroso-Di-N-propylamine	ND	330
Hexachloroethane	ND	330
Nitrobenzene	ND	330
Isophorone	ND	330
2-Nitrophenol	ND	330
2,4-Dimethylphenol	ND	330
Benzoic Acid	ND	1700
bis(2-Chloroethoxy) methane	ND	330
2,4-Dichlorophenol	ND	330
1,2,4-Trichlorobenzene	ND	330
Naphthalene	ND	330
4-Chloroaniline	ND	660
Hexachlorobutadiene	ND	330
4-Chloro-3-methylphenol	ND	660
2-Methylnaphthalene	ND	330
Hexachlorocyclopentadiene	ND	330
2,4,6-Trichlorophenol	ND	330
2,4,5-Trichlorophenol	ND	330
2-Chloronaphthalene	ND	330
2-Nitroaniline	ND	1700
Dimethyl phthalate	ND	330
Acenaphthylene	ND	330
3-Nitroaniline	ND	1700
Acenaphthene	ND	330
2,4-Dinitrophenol	ND	1700
4-Nitrophenol	ND	1700
Dibenzofuran	ND	330
2,4-Dinitrotoluene	ND	330
2,6-Dinitrotoluene	ND	330
Diethylphthalate	ND	330

Semi-Volatile Organics
NET Method 8270
(Solid)

Client Name: DOE-NORD DOOR
Client Sample ID: METHOD BLANK
NET Sample ID: MB496

Parameter	Analytical Results ug/Kg-dry	Reporting Limit ug/Kg-dry
4-Chlorophenyl phenyl ether	ND	330
Fluorene	ND	330
4-Nitroaniline	ND	1700
4,6-Dinitro-2-methylphenol	ND	1700
N-Nitrosodiphenylamine	ND	330
4-Bromophenyl phenyl ether	ND	330
Hexachlorobenzene	ND	330
Pentachlorophenol	ND	1700
Phenanthrene	ND	330
Anthracene	ND	330
Di-n-butylphthalate	ND	330
Fluoranthene	ND	330
Pyrene	ND	330
Butyl benzyl phthalate	ND	330
3,3'-Dichlorobenzidine	ND	660
Benzo(a)anthracene	ND	330
bis(2-ethylhexyl)phthalate	ND	330
Chrysene	ND	330
Di-n-octyl phthalate	ND	330
Benzo(b)fluoranthene	ND	330
Benzo(k)fluoranthene	ND	330
Benzo(a)pyrene	ND	330
Indeno(1,2,3-cd)pyrene	ND	330
Dibenz(a,h)anthracene	ND	330
Benzo(g,h,i)perylene	ND	330
2-Picoline	ND	330
Methyl methanesulfonate	ND	330
Ethyl methanesulfonate	ND	330
Acetophenone	ND	330
N-Nitrosopiperidine	ND	330
Dimethylphenethylamine	ND	330
2,6-Dichlorophenol	ND	330
N-Nitrosodibutylamine	ND	330
1,2,4,5-Tetrachlorobenzene	ND	330
1-Chloronaphthalene	ND	330
Pentachlorobenzene	ND	330
1-Naphthylamine	ND	330
2-Naphthylamine	ND	330
Diphenylamine	ND	330
1,2-Diphenylhydrazine	ND	330
Phenacetin	ND	330
4-Aminobiphenyl	ND	330
Pronamide	ND	330

Semi-Volatile Organics
NET Method 8270
(Solid)

Client Name: DOE-NORD DOOR
Client Sample ID: METHOD BLANK
NET Sample ID: MB496

Parameter	Analytical Results ug/Kg-dry	Reporting Limit ug/Kg-dry
p-Dimethylaminoazobenzene	ND	330
7,12-Dimethylbenz(a)anthr	ND	330
3-Methylcholanthrene	ND	1700

Surrogates	Spiked	Found	% Recovery	Limits
Nitrobenzene-d5	3300	2500	75	35-114
2-Fluorobiphenyl	3300	2100	64	43-116
p-Terphenyl-d14	3300	2600	78	33-141
Phenol-d5	6600	4600	70	10-94
2-Fluorophenol	6600	4700	70	21-100
2,4,6-Tribromophenol	6600	5200	78	10-123

*ND=Compound of interest not detected in sample.
**J=Value is an estimate because it is less than the method quantitation reporting limit.

Prepared by up

Released by Allyson

SEMIVOLATILE ORGANICS

SOIL

Method 8270

Batch No: SS496

QC Data

QUALITY CONTROL REPORT

MATRIX SPIKE/MATRIX SPIKE DUPLICATE RECOVERY

Semi-volatile Organics
 NET Method 8270
 (Solid)

Client Name: DOE-NORD DOOR
 NET Project: SS496

NET Sample ID: 11019
 Client Sample ID: GS-1

PARAMETERS	CONC. SPIKE ADDED (ug/ml)	SAMPLE RESULT	CONC. MS	% RECOVERY	CONC. MSD	% RECOVERY	% RPD	CONTROL LIMITS RPD	RECOVERY
Phenol	200.0	0.0	103.7	52%	100.8	50%	3%	35	26-90
2-Chlorophenol	200.0	0.0	98.1	49%	98.8	49%	1%	50	25-102
1,4-Dichlorobenzene	100.0	0.0	59.8	60%	58.8	59%	2%	27	28-104
N-Nitroso-di-n-prop	100.0	0.0	82.9	83%	78.7	79%	5%	38	41-125
1,2,4-Trichlorobenz	100.0	0.0	78.1	78%	73.8	74%	6%	23	38-107
4-Chloro-3-methylph	200.0	0.0	148.5	74%	135.5	68%	9%	33	26-103
Acenaphthene	100.0	0.0	58.0	58%	59.0	59%	2%	19	31-137
4-Nitrophenol	200.0	0.0	119.1	60%	119.5	60%	0%	50	11-114
2,4-Dinitrotoluene	100.0	0.0	70.1	70%	70.9	71%	1%	47	28-89
Pentachlorophenol	200.0	0.0	184.2	92%	169.8	85%	8%	47	17-109
Pyrene	100.0	0.0	79.1	79%	69.9	70%	12%	36	35-142

Release Authorized by: SM 4/6-4-91

The accompanying narrative is an integral part of this report.

SEMIVOLATILE ORGANICS

SOIL

Method 8270

Batch No: SS498

Sample Data

Semi-Volatile Organics
NET Method 8270
(Solid)

Client Name: NORD-DOOR
Client Sample ID: SS-1
NET Sample ID: 11075
NET Project #: SS498
% Moisture (Tot.): 34
Sample Weight (g): 30.76
Dilution Factor: 10
Final Extract Volume (ml): 1

Date Sampled: 5/30/91
Date Received: 5/31/91
Date Extracted: 6/03/91
Date Analyzed: 6/04/91

Parameter	Analytical Results ug/Kg-dry	Reporting Limit ug/Kg-dry
Phenol	ND	4900
bis(2-Chloroethyl) ether	ND	4900
2-Chlorophenol	ND	4900
1,3-Dichlorobenzene	ND	4900
1,4-Dichlorobenzene	ND	4900
Benzyl Alcohol	ND	9900
1,2-Dichlorobenzene	ND	4900
2-Methylphenol	ND	4900
bis(2-Chloroisopropyl) ether	ND	4900
4-Methylphenol	ND	4900
N-Nitroso-Di-N-propylamine	ND	4900
Hexachloroethane	ND	4900
Nitrobenzene	ND	4900
Isophorone	ND	4900
2-Nitrophenol	ND	4900
2,4-Dimethylphenol	ND	4900
Benzoic Acid	ND	25000
bis(2-Chloroethoxy) methane	ND	4900
2,4-Dichlorophenol	ND	4900
1,2,4-Trichlorobenzene	ND	4900
Naphthalene	ND	4900
4-Chloroaniline	ND	9900
Hexachlorobutadiene	ND	4900
4-Chloro-3-methylphenol	ND	9900
2-Methylnaphthalene	ND	4900
Hexachlorocyclopentadiene	ND	4900
2,4,6-Trichlorophenol	ND	4900
2,4,5-Trichlorophenol	ND	4900
2-Chloronaphthalene	ND	4900
2-Nitroaniline	ND	25000
Dimethyl phthalate	ND	4900
Acenaphthylene	ND	4900
3-Nitroaniline	ND	25000
Acenaphthene	ND	4900
2,4-Dinitrophenol	ND	25000
4-Nitrophenol	ND	25000
Dibenzofuran	ND	4900
2,4-Dinitrotoluene	ND	4900
2,6-Dinitrotoluene	ND	4900
Diethylphthalate	ND	4900

Semi-Volatile Organics
NET Method 8270
(Solid)

Client Name: NORD-DOOR
Client Sample ID: SS-1
NET Sample ID: 11075

Parameter	Analytical Results ug/Kg-dry	Reporting Limit ug/Kg-dry
4-Chlorophenyl phenyl ether	ND	4900
Fluorene	ND	4900
4-Nitroaniline	ND	25000
4,6-Dinitro-2-methylphenol	ND	25000
N-Nitrosodiphenylamine	ND	4900
4-Bromophenyl phenyl ether	ND	4900
Hexachlorobenzene	ND	4900
Pentachlorophenol	ND	25000
Phenanthrene	ND	4900
Anthracene	ND	4900
Di-n-butylphthalate	ND	4900
Fluoranthene	ND	4900
Pyrene	ND	4900
Butyl benzyl phthalate	ND	4900
3,3'-Dichlorobenzidine	ND	9900
Benzo(a)anthracene	ND	4900
bis(2-ethylhexyl)phthalate	ND	4900
Chrysene	ND	4900
Di-n-octyl phthalate	ND	4900
Benzo(b)fluoranthene	ND	4900
Benzo(k)fluoranthene	ND	4900
Benzo(a)pyrene	ND	4900
Indeno(1,2,3-cd)pyrene	ND	4900
Dibenz(a,h)anthracene	ND	4900
Benzo(g,h,i)perylene	ND	4900
2-Picoline	ND	4900
Methyl methanesulfonate	ND	4900
Ethyl methanesulfonate	ND	4900
Acetophenone	ND	4900
N-Nitrosopiperidine	ND	4900
Dimethylphenethylamine	ND	4900
2,6-Dichlorophenol	ND	4900
N-Nitrosodibutylamine	ND	4900
1,2,4,5-Tetrachlorobenzene	ND	4900
1-Chloronaphthalene	ND	4900
Pentachlorobenzene	ND	4900
1-Naphthylamine	ND	4900
2-Naphthylamine	ND	4900
Diphenylamine	ND	4900
1,2-Diphenylhydrazine	ND	4900
Phenacetin	ND	4900
4-Aminobiphenyl	ND	4900
Pronamide	ND	4900

Semi-Volatile Organics
NET Method 8270
(Solid)

Client Name: NORD-DOOR
Client Sample ID: SS-1
NET Sample ID: 11075

Parameter	Analytical Results ug/Kg-dry	Reporting Limit ug/Kg-dry
p-Dimethylaminoazobenzene	ND	4900
7,12-Dimethylbenz(a)anthr	ND	4900
3-Methylcholanthrene	ND	25000

Surrogates	Spiked	Found	% Recovery [⊗]	Limits
Nitrobenzene-d5	4900	ND	0	35-114
2-Fluorobiphenyl	4900	600	12	43-116
p-Terphenyl-d14	4900	640	13	33-141
Phenol-d5	9900	720	7	10-94
2-Fluorophenol	9900	980	10	21-100
2,4,6-Tribromophenol	9900	ND	0	10-123

*ND=Compound of interest not detected in sample.

**J=Value is an estimate because it is less than the method quantitation reporting limit.

⊗ SAMPLE DILUTION 1/10, SURROGATES BELOW RECOMMENDED LIMITS.

Prepared by H. BIESIADA

Released by Sally C. n
6-12-91

Semi-Volatile Organics
NET Method 8270
(Solid)

Client Name: NORD-DOOR
Client Sample ID: SS-2
NET Sample ID: 11076

Parameter	Analytical Results ug/Kg-dry	Reporting Limit ug/Kg-dry
4-Chlorophenyl phenyl ether	ND	2700
Fluorene	ND	2700
4-Nitroaniline	ND	14000
4,6-Dinitro-2-methylphenol	ND	14000
N-Nitrosodiphenylamine	ND	2700
4-Bromophenyl phenyl ether	ND	2700
Hexachlorobenzene	ND	2700
Pentachlorophenol	ND	14000
Phenanthrene	ND	2700
Anthracene	ND	2700
Di-n-butylphthalate	ND	2700
Fluoranthene	ND	2700
Pyrene	ND	2700
Butyl benzyl phthalate	ND	2700
3,3'-Dichlorobenzidine	ND	5400
Benzo(a)anthracene	ND	2700
bis(2-ethylhexyl)phthalate	ND	2700
Chrysene	ND	2700
Di-n-octyl phthalate	ND	2700
Benzo(b)fluoranthene	ND	2700
Benzo(k)fluoranthene	ND	2700
Benzo(a)pyrene	ND	2700
Indeno(1,2,3-cd)pyrene	ND	2700
Dibenz(a,h)anthracene	ND	2700
Benzo(g,h,i)perylene	ND	2700
2-Picoline	ND	2700
Methyl methanesulfonate	ND	2700
Ethyl methanesulfonate	ND	2700
Acetophenone	ND	2700
N-Nitrosopiperidine	ND	2700
Dimethylphenethylamine	ND	2700
2,6-Dichlorophenol	ND	2700
N-Nitrosodibutylamine	ND	2700
1,2,4,5-Tetrachlorobenzene	ND	2700
1-Chloronaphthalene	ND	2700
Pentachlorobenzene	ND	2700
1-Naphthylamine	ND	2700
2-Naphthylamine	ND	2700
Diphenylamine	ND	2700
1,2-Diphenylhydrazine	ND	2700
Phenacetin	ND	2700
4-Aminobiphenyl	ND	2700
Pronamide	ND	2700

Semi-Volatile Organics
NET Method 8270
(Solid)

Client Name: NORD-DOOR
Client Sample ID: SS-2
NET Sample ID: 11076

Parameter	Analytical Results ug/Kg-dry	Reporting Limit ug/Kg-dry
p-Dimethylaminoazobenzene	ND	2700
7,12-Dimethylbenz(a)anthr	ND	2700
3-Methylcholanthrene	ND	14000

Surrogates	Spiked	Found	% Recovery	Limits
Nitrobenzene-d5	5400	1800	33	35-114
2-Fluorobiphenyl	5400	2700	49	43-116
p-Terphenyl-d14	5400	2500	46	33-141
Phenol-d5	11000	3600	33	10-94
2-Fluorophenol	11000	3600	33	21-100
2,4,6-Tribromophenol	11000	5300	48	10-123

*ND=Compound of interest not detected in sample.

**J=Value is an estimate because it is less than the method quantitation reporting limit.

Prepared by H. BIESIA

Released by Sallye M.
6-12-91

SEMIVOLATILE ORGANICS

SOIL

Method 8270

Batch No: SS498

Method Blank Data

Semi-Volatile Organics
NET Method 8270
(Solid)

Client Name: NORD-DOOR
 Client Sample ID: METHOD BLANK
 NET Sample ID: MB498
 NET Project #: SS498
 % Moisture (Tot.): 0
 Sample Weight (g): 29.96
 Dilution Factor: 1
 Final Extract Volume (ml): 1

Date Sampled: NA
 Date Received: NA
 Date Extracted: 6/03/91
 Date Analyzed: 6/04/91

Parameter	Analytical Results ug/Kg-dry	Reporting Limit ug/Kg-dry
Phenol	ND	330
bis(2-Chloroethyl) ether	ND	330
2-Chlorophenol	ND	330
1,3-Dichlorobenzene	ND	330
1,4-Dichlorobenzene	ND	330
Benzyl Alcohol	ND	670
1,2-Dichlorobenzene	ND	330
2-Methylphenol	ND	330
bis(2-Chloroisopropyl) ether	ND	330
4-Methylphenol	ND	330
N-Nitroso-Di-N-propylamine	ND	330
Hexachloroethane	ND	330
Nitrobenzene	ND	330
Isophorone	ND	330
2-Nitrophenol	ND	330
2,4-Dimethylphenol	ND	330
Benzoic Acid	ND	1700
bis(2-Chloroethoxy) methane	ND	330
2,4-Dichlorophenol	ND	330
1,2,4-Trichlorobenzene	ND	330
Naphthalene	ND	330
4-Chloroaniline	ND	670
Hexachlorobutadiene	ND	330
4-Chloro-3-methylphenol	ND	670
2-Methylnaphthalene	ND	330
Hexachlorocyclopentadiene	ND	330
2,4,6-Trichlorophenol	ND	330
2,4,5-Trichlorophenol	ND	330
2-Chloronaphthalene	ND	330
2-Nitroaniline	ND	1700
Dimethyl phthalate	ND	330
Acenaphthylene	ND	330
3-Nitroaniline	ND	1700
Acenaphthene	ND	330
2,4-Dinitrophenol	ND	1700
4-Nitrophenol	ND	1700
Dibenzofuran	ND	330
2,4-Dinitrotoluene	ND	330
2,6-Dinitrotoluene	ND	330
Diethylphthalate	ND	330

Semi-Volatile Organics
NET Method 8270
(Solid)

Client Name: NORD-DOOR
Client Sample ID: METHOD BLANK
NET Sample ID: MB498

Parameter	Analytical Results ug/Kg-dry	Reporting Limit ug/Kg-dry
4-Chlorophenyl phenyl ether	ND	330
Fluorene	ND	330
4-Nitroaniline	ND	1700
4,6-Dinitro-2-methylphenol	ND	1700
N-Nitrosodiphenylamine	ND	330
4-Bromophenyl phenyl ether	ND	330
Hexachlorobenzene	ND	330
Pentachlorophenol	ND	1700
Phenanthrene	ND	330
Anthracene	ND	330
Di-n-butylphthalate	ND	330
Fluoranthene	ND	330
Pyrene	ND	330
Butyl benzyl phthalate	ND	330
3,3'-Dichlorobenzidine	ND	670
Benzo(a)anthracene	ND	330
bis(2-ethylhexyl)phthalate	ND	330
Chrysene	ND	330
Di-n-octyl phthalate	ND	330
Benzo(b)fluoranthene	ND	330
Benzo(k)fluoranthene	ND	330
Benzo(a)pyrene	ND	330
Indeno(1,2,3-cd)pyrene	ND	330
Dibenz(a,h)anthracene	ND	330
Benzo(g,h,i)perylene	ND	330
2-Picoline	ND	330
Methyl methanesulfonate	ND	330
Ethyl methanesulfonate	ND	330
Acetophenone	ND	330
N-Nitrosopiperidine	ND	330
Dimethylphenethylamine	ND	330
2,6-Dichlorophenol	ND	330
N-Nitrosodibutylamine	ND	330
1,2,4,5-Tetrachlorobenzene	ND	330
1-Chloronaphthalene	ND	330
Pentachlorobenzene	ND	330
1-Naphthylamine	ND	330
2-Naphthylamine	ND	330
Diphenylamine	ND	330
1,2-Diphenylhydrazine	ND	330
Phenacetin	ND	330
4-Aminobiphenyl	ND	330
Pronamide	ND	330

Semi-Volatile Organics
NET Method 8270
(Solid)

Client Name: NORD-DOOR
Client Sample ID: METHOD BLANK
NET Sample ID: MB498

Parameter	Analytical Results ug/Kg-dry	Reporting Limit ug/Kg-dry
p-Dimethylaminoazobenzene	ND	330
7,12-Dimethylbenz(a)anthr	ND	330
3-Methylcholanthrene	ND	1700

Surrogates	Spiked	Found	% Recovery	Limits
Nitrobenzene-d5	3300	2000	59	35-114
2-Fluorobiphenyl	3300	2000	61	43-116
p-Terphenyl-d14	3300	2600	78	33-141
Phenol-d5	6700	4000	60	10-94
2-Fluorophenol	6700	4400	66	21-100
2,4,6-Tribromophenol	6700	5100	76	10-123

*ND=Compound of interest not detected in sample.
**J=Value is an estimate because it is less than the method quantitation reporting limit.

Prepared by H. BIESIADA

Released by *[Signature]*
6-12-91

DIESEL

SOIL/AQUEOUS

Method 8015

Batch No: FS494

Sample Data

GAS CHROMATOGRAPHY ANALYSIS DATA SHEET
Method: 8015

NET LIMS NO.

Client Sample ID: GS-1

11019

Project Name: NOORDOOR

File: Q02U19

BatchNo: FS494

Project No:

Matrix: SOIL

Date Sampled: 05/24/91

Sample wt/vol: 11.5 (g/mL) G

Date Received: 05/25/91

Final vol (mL): 10

Date Extracted: 05/30/91

% Dry: 90.0%

Date Analyzed (P): 06/03/91

Dilution Factor: 1

Date Analyzed (S):

CAS NUMBER	COMPOUND NAME	UNITS ug/Kg	Q
	DIESEL	19000.00	U

SURROGATE DATA	SPIKED	FOUND	GC LIMITS(%)	RECOVERY(%)	Q
DNOP	100	164	20- 150	160	*

FORM I

1/87 Mod.

GAS CHROMATOGRAPHY ANALYSIS DATA SHEET
Method: 8015

NET LIMS NO.

Client Sample ID: GS-2

11020

Project Name: NOORDOOR

File: G02U20

BatchNo: FS494

Project No:

Matrix: SOIL

Date Sampled: 05/24/91

Sample wt/vol: 10.3 (g/mL) G

Date Received: 05/25/91

Final vol (mL): 10

Date Extracted: 05/30/91

% Dry: 83.4%

Date Analyzed (P): 06/03/91

Dilution Factor: 1

Date Analyzed (S):

CAS NUMBER	COMPOUND NAME	UNITS ug/Kg	Q
	DIESEL	23000.00	U

SURROGATE DATA	SPIKED	FOUND	QC LIMITS(%)	RECOVERY(%)	Q
DNOP	100	142	20- 150	140	

FORM I

1/87 Mod.

GAS CHROMATOGRAPHY ANALYSIS DATA SHEET

Method: 8015

NET LIMS NO.

Client Sample ID: GS-4

11021

Project Name: NOORDOOR

File: G02U21

BatchNo: FS494

Project No:

Matrix: SOIL

Date Sampled: 05/24/91

Sample wt/vol: 10.2 (g/mL) G

Date Received: 05/25/91

Final vol (mL): 10

Date Extracted: 05/30/91

% Dry: 89.8%

Date Analyzed (P): 06/03/91

Dilution Factor: 1

Date Analyzed (S):

CAS NUMBER	COMPOUND NAME	UNITS ug/Kg	Q
	DIESEL	22000.00	U

SURROGATE DATA	SPIKED FOUND	GC LIMITS(%)	RECOVERY(%)	Q
DNOP	100 205	20- 150	200	*

FORM I

1/87 Mod.

GAS CHROMATOGRAPHY ANALYSIS DATA SHEET

Method: 8015

NET LIMS NO.

Client Sample ID: LAB CONTROL SPIKE

11022

Project Name: NOORDOOR

File: Q02U9

BatchNo: FS494

Project No: EW

Matrix: WATER

Date Sampled: 05/24/91

Sample wt/vol: 30 (g/mL) ML

Date Received: 05/25/91

Final vol (mL): 3

Date Extracted: 05/31/91

Date Analyzed (P): 06/03/91

Dilution Factor: 1

Date Analyzed (S):

CAS NUMBER	COMPOUND NAME	UNITS	ug/L	Q
	DIESEL		2000.00	U

SURROGATE DATA	SPIKED	FOUND	QC LIMITS(%)	RECOVERY(%)	Q
DNOP	100	135	20- 150	140	

FORM I

1/87 Mod.

DIESEL

SOIL/AQUEOUS

Method 8015

Batch No: FS494

Method Blank Data

GAS CHROMATOGRAPHY ANALYSIS DATA SHEET
Method: 8015

NET LIMS NO.

Client Sample ID:

MB494

Project Name: NOORDOOR

File: Q02U17

BatchNo: FS494

Project No:

Matrix: SOIL

Date Sampled: 05/24/91

Sample wt/vol: 10.2 (g/mL) G

Date Received: 05/25/91

Final vol (mL): 10

Date Extracted: 05/30/91

% Dry: 100%

Date Analyzed (P): 06/03/91

Dilution Factor: 1

Date Analyzed (S):

CAS NUMBER	COMPOUND NAME	UNITS ug/Kg	G
	DIESEL	20000.00	U

SURROGATE DATA	SPIKED FOUND	GC LIMITS(%)	RECOVERY(%)	G
DNOP	100 148	20- 150	150	

FORM I

1/87 Mod.

GAS CHROMATOGRAPHY ANALYSIS DATA SHEET
 Method: 8015

NET LIMS NO.

Client Sample ID: METHOD BLANK

MB489

Project Name: NOORDOOR

File: Q02U7

BatchNo: FS494

Project No:

Matrix: WATER

Date Sampled: 05/24/91

Sample wt/vol: 30 (g/mL) ML

Date Received: 05/25/91

Final vol (mL): 3ML

Date Extracted: 05/31/91

Date Analyzed (P): 06/03/91

Dilution Factor: 1

Date Analyzed (S):

CAS NUMBER	COMPOUND NAME	UNITS	ug/L	Q
	DIESEL		2000.00	U

SURROGATE DATA	SPIKED FOUND	QC LIMITS(%)	RECOVERY(%)	Q
DNOP	100 139	20- 150	140	

FORM I

1/87 Mod.

NET PACIFIC INC., SAN DIEGO DIVISION
ENVIRONMENTAL F.O

QUALITY CONTROL REPORT
MATRIX SPIKE/MATRIX SPIKE DUPLICATE RECOVERY

FUEL HYDROCARBONS
Method 3015 Mod
(Solid)

Client Name: OGE

NET Sample ID: 11019

Client Sample ID: GS-1

PARAMETERS	CONC. SPIKE ADDED(ug/Kg)	SAMPLE RESULT	CONC. MS	% RECOVERY	CONC. SPIKE ADDED(ug/Kg)	CONC. MSD	% RECOVERY	RPD	CONTROL LIMITS RECOVERY
DIESEL	220.00	0.0	300.00	136%	220.00	330.00	150%	10%	20-150

COMMENTS:

Prepared by: ML

Release Authorized by: VF

The accompanying narrative is an integral part of this report.

<i>DIESEL</i>
<i>SOIL/AQUEOUS</i>
<i>Method 8015</i>
<i>Batch No: FS494</i>

QC Data

Client Name-----NDE

NET Sample ID:---11019

Client Sample ID:---SES-1

Matrix: SOLID

SOLID SAMPLE INFO	NON SPIKED SAMPLE	MAT SPK SAMPLE	MS DUP SAMPLE
SAMPLE WGT(g)----->	11.5	10.3	10.2
% DRY----->	90.0	90.0	90.0
SPLITS (ML)----->	10.0	10.0	10.0
DILUTION----->	1.0	1.0	1.0

SPIKED COMPOUNDS	SPIKED STD CONC(UG/ML)	VOLUME SPIKED(ML)
DIESEL----->	4,100.0	1 0.50

COMPOUNDS	SAMPLE RESULTS (UG/ML)	MAT SPK SAMPLE (UG/ML)	MS DUP SAMPLE (UG/ML)
DIESEL----->	0.00	286.00	309.00

GAS CHROMATOGRAPHY ANALYSIS DATA SHEET
 Method: 8015

NET LIMS NO.

Client Sample ID: GS-1

11019MS

Project Name: NOORDOOR

File: Q02U22

BatchNo: FS494

Project No:

Matrix: SOIL

Date Sampled: 05/24/91

Sample wt/vol: 10.6 (g/mL) G

Date Received: 05/25/91

Final vol (mL): 10

Date Extracted: 05/30/91

% Dry: 90.0%

Date Analyzed (P): 06/03/91

Dilution Factor: 1

Date Analyzed (S):

CAS NUMBER	COMPOUND NAME	UNITS ug/Kg	Q
	DIESEL	300000.00	

SURROGATE DATA	SPIKED FOUND	QC LIMITS(%)	RECOVERY(%)	Q
DNOP	100 134	20- 150	130	

FORM I

1/87 Mod.

GAS CHROMATOGRAPHY ANALYSIS DATA SHEET
 Method: 8015

NET LIMS NO.

Client Sample ID: GS-1

11019MSD

Project Name: NOORDOOR

File: G02U23

BatchNo: FS494

Project No:

Matrix: SOIL

Date Sampled: 05/24/91

Sample wt/vol: 10.5 (g/mL) G

Date Received: 05/25/91

Final vol (mL): 10

Date Extracted: 05/30/91

% Dry: 90.0%

Date Analyzed (P): 06/03/91

Dilution Factor: 1

Date Analyzed (S):

CAS NUMBER	COMPOUND NAME	UNITS ug/Kg	g
	DIESEL	330000.00	

SURROGATE DATA	SPIKED	FOUND	QC LIMITS(%)	RECOVERY(%)	g
DNOP	100	135	20- 150	140	

FORM I

1/87 Mod.

DIESEL

SOIL

Method 8015

Batch No: FS516

Sample Data

GAS CHROMATOGRAPHY ANALYSIS DATA SHEET
 Method: 8015

NET LIMS NO.

Client Sample ID: CS-1

11075

Project Name: DOE/NOOR DOOR

File: 912U24

CatchNo: FS515

Project No: N/A

Matrix: SOIL

Date Sampled: 05/30/91

Sample wt/vol: 10.8 (g/mL) G

Date Received: 05/31/91

Final Vol (mL): 10ML

Date Extracted: 06/12/91

% Dry: 66.0%

Date Analyzed (P): 06/14/91

Dilution Factor: 1

Date Analyzed (S): 06/14/91

CAS NUMBER	COMPOUND NAME	UNITS mg/Kg	Q
	GASOLINE	10.0	U
	DIESEL	10.0	U

SURROGATE DATA	SPIKED	FOUND	QC LIMITS(%)	RECOVERY(%)	Q
DI-N-OCTYLPHTHALATE	100	34.3	20- 150	34.0	

FORM I

1/87 Mod.

091

GAS CHROMATOGRAPHY ANALYSIS DATA SHEET
Method: 3015

NET LIMS NO.

Client Sample ID: 95-2

11078

Project Name: DOE/NOOR 000R

File: 012025

BatchNo: FS513

Project No: N/A

Matrix: SOIL

Date Sampled: 05/30/91

Sample wt/vol: 10.3 (g/mL) G

Date Received: 05/31/91

Final vol (mL): 10ML

Date Extracted: 06/12/91

% Dry: 60.0%

Date Analyzed (P): 06/14/91

Dilution Factor: 1

Date Analyzed (S): 06/14/91

CAS NUMBER	COMPOUND NAME	UNITS mg/Kg	Q
	GASOLINE	10.0	U
	DIESEL	10.0	U

SURROGATE DATA	SPIKED	FOUND	QC LIMITS (%)	RECOVERY (%)	Q
DI-N-OCTYLPHTHALATE	100	91.1	20- 150	91.0	

FORM I

1/87 Mod.

<i>DIESEL</i>
SOIL
<i>Method 8015</i>
Batch No: FS516

Method Blank Data

GAS CHROMATOGRAPHY ANALYSIS DATA SHEET
 Method: 0015

NET LIMS NO.

Client Sample ID: METHOD BLANK

MBS16

Project Name: DOE/DOOR DOOR

File: 011921

Batch No: P0516

Project No: N/A

Matrix: SOIL

Date Sampled: N/A

Sample Wt/vol: 10.0 (g/mL) g

Date Received: N/A

Final Vol (mL): 10ML

Date Extracted: 06/12/91

% Dry: 100%

Date Analyzed (P): 06/14/91

Dilution Factor: 1

Date Analyzed (S): 06/14/91

CAS NUMBER	COMPOUND NAME	UNITS	mg/Kg	Q
	GASOLINE		10.0	U
	DIESEL		10.0	U

SURROGATE DATA	SPIKED	FOUND	QC LIMITS(%)	RECOVERY(%)	Q
DI-N-OCTYLPHTHALATE	100	100	20- 150	100	

FORM I

1/87 Mod.

<i>DIESEL</i>
SOIL
<i>Method 8015</i>
Batch No: F5516

QC Data

NET PACIFIC INC., SAN DIEGO DIVISION
ENVIRONMENTAL CHEMISTRY

QUALITY CONTROL REPORT
MATRIX SPIKE/MATRIX SPIKE DUPLICATE RECOVERY

FUEL HYDROCARBONS
Method 8015 Mod
(Solid)

Client Name: OSE/NOOR 000R

NET Sample ID: 11251
Client Sample ID: MLV-VS2-1

PARAMETERS	CONC. SPIKE ADDED(MG/KG)	SAMPLE RESULT	CONC. MG	% RECOVERY	CONC. SPIKE ADDED(MG/KG)	CONC. MSD	% RECOVERY	RPD	CONTROL LIMIT RECODE
DIESEL	220.00	0.0	220.00	100%	220.00	210.00	95%	5%	10-150

COMMENTS:

Prepared by: HS

Release Authorized by: JE

The accompanying narrative is an integral part of this report.

Client Name----- DOE/NOOR 000R

NET Sample ID:--- 11151
Client Sample ID:---MLV-182-1
Matrix: 80111

SOLID SAMPLE INFO	WEN SPIKED SAMPLE	NAT SPK SAMPLE	MS DUP SAMPLE
SAMPLE WGT(g)----->	10.4	10.2	10.3
% DRY----->	90.8	90.8	90.8
SPLITS (ML)----->	10.0	10.0	10.0
DILUTION----->	1.0	1.0	1.0

SPIKED COMPOUNDS	SPIKED STD CONC(UG/ML)		VOLUME SPIKED(ML)
DIESEL----->	4,100.0	1	0.50

COMPOUNDS	SAMPLE RESULTS (MG/KG)	NAT SPK SAMPLE (MG/KG)	MS DUP SAMPLE (MG/KG)
DIESEL----->	0.00	200.00	200.00

GAS CHROMATOGRAPHY ANALYSIS DATA SHEET
Method: 8015

NET LIMS NO.

Client Sample ID: MLV-702-1

11251

Project Name: 00E

File: 012040

BatchNo: F5515

Project NO.

Matrix: SOIL

Date Sampled: 06/07/91

Sample wt/vol: 10.4 (g/mL) G

Date Received: 06/08/91

Final vol (mL): 10ML

Date Extracted: 06/12/91

% Dry: 90.0%

Date Analyzed (P): 06/16/91

Dilution Factor: 1

Date Analyzed (S): 06/16/91

CAS NUMBER	COMPOUND NAME	UNITS mg/Kg	Q
	GASOLINE	10.0	U
	DIESEL	10.0	U

SURROGATE DATA	SPIKED	FOUND	QC LIMITS(%)	RECOVERY(%)	Q
DI-N-OCTYLPHTHALATE	100	47.0	20- 150	47.0	

FORM I

1/87 Mod.

GAS CHROMATOGRAPHY ANALYSIS DATA SHEET
Method: 0015

NET LIMS NO.

Client Sample ID: MLV-932-1

11251MS

Project Name: DOE

File: Q12041

Batch No. F5516

Project No:

Matrix: SOIL

Date Sampled: 06/07/91

Sample wt/vol: 10.2 (g/mL) G

Date Received: 06/08/91

Final vol (mL): 10ML

Date Extracted: 06/12/91

% Dry: 90.3%

Date Analyzed (P): 06/16/91

Dilution Factor: 1

Date Analyzed (S): 06/16/91

CAS NUMBER	COMPOUND NAME	UNITS mg/Kg	Q
	GASOLINE	10.0	U
	DIESEL	200.0	S

SURROGATE DATA	SPIKED	FOUND	QC LIMITS(%)	RECOVERY(%)	Q
DI-N-OCTYLPHTHALATE	100	71.2	20- 150	71.0	

FORM I

1/87 Mod.

GAS CHROMATOGRAPHY ANALYTIC DATA SHEET

Method: 9915

NET LIMS NO.

Client Sample ID: MLV-V92-1

11251MSD

Project Name: SCC

File: Q12U42

BatchNo: F9516

Project No:

Matrix: SOIL

Date Sampled: 06/07/91

Sample wt/vol: 10.0 (g/mL) G

Date Received: 06/08/91

Final Vol (mL): 10ML

Date Extracted: 06/12/91

% Dry: 90.8%

Date Analyzed (P): 06/16/91

Dilution Factor: 1

Date Analyzed (S): 06/16/91

CAS NUMBER	COMPOUND NAME	UNITS	mg/Kg	Q
	GASOLINE		10.0	U
	DIESEL		200.0	S

SURROGATE DATA	SPIKED	FOUND	QC LIMITS(%)	RECOVERY(%)	Q
DI-N-OCTYLPHTHALATE	100	69.2	20- 150	69.0	

FORM I

1/87 Mod.

<i>OP PESTICIDES</i>
AQUEOUS
<i>Method 8140</i>
Batch No: OW488

Sample Data

GAS CHROMATOGRAPHY ANALYSIS DATA SHEET
Method: 8140

NET LIMS NO.

Client Sample ID: EW

11022

Project Name: NOOR DOOR

File: r17u17

BatchNo: OW488

Project No: N/A

Matrix: WATER

Date Sampled: 05/24/91

Sample wt/vol: 400 (g/mL) ML

Date Received: 05/25/91

Final vol (mL): 10

Date Extracted: 05/31/91

Date Analyzed (P): 06/18/91

Dilution Factor: 1

Date Analyzed (S): 06/18/91

CAS NUMBER	COMPOUND NAME	UNITS	mg/L	Q
	DICHLOROVOS		1.20	U
	MEVINPHOS		3.50	U
	DEMETON		2.00	U
	ETHOPROP		2.00	U
	NALED		2.50	U
	PHORATE		5.80	U
	DIAZINON		3.00	U
	DISULFOTON		2.20	U
	RONNEL		2.80	U
	PARATHION METHYL		3.00	U
	CHLOROPYRIFOS		3.20	U
	FENTHION		8.80	U
	TRICHLORONATE		2.20	U
	MERPHOS		2.80	U
	STIROPHOS		6.50	U
	TOKUTHION		3.20	U
	BOLSTAR		3.80	U
	FENSULFOTHION		4.80	U
	AZINPHOS METHYL		9.00	U
	COUMAPHOS		4.20	U

SURROGATE DATA	SPIKED	FOUND	QC LIMITS(%)	RECOVERY(%)	Q
TRIBUTYL PHOSPHATE	10	11	20- 150	110	
TRIPHENYL PHOSPHATE	10	16	20- 150	160	*

FORM I

1/87 Mod.

<i>OP PESTICIDES</i>

AQUEOUS

<i>Method 8140</i>

Batch No: OW488

<i>Method Blank Data</i>

GAS CHROMATOGRAPHY ANALYSIS DATA SHEET
Method: 8140

NET LIMS NO.

Client Sample ID: METHOD BLANK

MB488

Project Name: NOOR DOOR

File: R17U8

BatchNo: OW488

Project No: N/A

Matrix: WATER

Date Sampled: N/A

Sample wt/vol: 1000 (g/mL) ML

Date Received: N/A

Final vol (mL): 10

Date Extracted: 05/31/91

Date Analyzed (P): 06/18/91

Dilution Factor: 1

Date Analyzed (S): 06/18/91

CAS NUMBER	COMPOUND NAME	UNITS	mg/L	G
	DICHLOROVOS		0.50	U
	MEVINPHOS		1.40	U
	DEMETON		0.80	U
	ETHOPROP		0.80	U
	NALED		1.00	U
	PHORATE		2.30	U
	DIAZINON		1.20	U
	DISULFOTON		0.90	U
	RONNEL		1.10	U
	PARATHION METHYL		1.20	U
	CHLOROPYRIFOS		1.30	U
	FENTHION		3.50	U
	TRICHLORONATE		0.90	U
	MERPHOS		1.10	U
	STIROPHOS		2.60	U
	TOKUTHION		1.30	U
	BOLSTAR		1.50	U
	FENSULFOTHION		1.90	U
	AZINPHOS METHYL		3.60	U
	COUMAPHOS		1.70	U

SURROGATE DATA	SPIKED	FOUND	GC LIMITS(%)	RECOVERY(%)	G
TRIBUTYL PHOSPHATE	10	9	20- 150	87	
TRIPHENYL PHOSPHATE	10	3	20- 150	32	

FORM I

1/87 Mod.

OP PESTICIDES

SOIL

Method 8140

Batch No: OS493

Sample Data

GAS CHROMATOGRAPHY ANALYSIS DATA SHEET
Method: 8140

NET LIMS NO.

Client Sample ID: GS-1

11019

Project Name: NOOR DOOR

File: R17U20

BatchNo: OS493

Project No: N/A

Matrix: SOIL

Date Sampled: 05/24/91

Sample wt/vol: 30.35 (g/mL) G

Date Received: 05/25/91

Final vol (mL): 10

Date Extracted: 05/31/91

% Dry: 90.01

Date Analyzed (P): 06/18/91

Dilution Factor: 1

Date Analyzed (S): 06/18/91

CAS NUMBER	COMPOUND NAME	UNITS mg/Kg	Q
	DICHLOROVOS	0.11	U
	MEVINPHOS	0.11	U
	DEMETON	0.11	U
	ETHOPROP	0.11	U
	NALED	0.11	U
	PHORATE	0.11	U
	DIAZINON	0.11	U
	DISULFOTON	0.11	U
	RONNEL	0.11	U
	PARATHION METHYL	0.11	U
	CHLORPYRIFOS	0.11	U
	FENTHION	0.11	U
	TRICHLORONATE	0.11	U
	MERPHOS	0.11	U
	STIROPHOS	0.11	U
	TOKUTHION	0.11	U
	BOLSTAR	0.11	U
	FENSULFOTHION	0.11	U
	AZINPHOS METHYL	0.11	U
	COUMAPHOS	0.11	U

SURROGATE DATA	SPIKED	FOUND	QC LIMITS(%)	RECOVERY(%)	Q
TRIBUTYL PHOSPHATE	10	11	20- 150	110	
TRIPHENYL PHOSPHATE	10	15	20- 150	150	

GAS CHROMATOGRAPHY ANALYSIS DATA SHEET
Method: 8140

NET LIMS NO.

Client Sample ID: GS-2

11020

Project Name: NOOR DOOR

File: R17U21

BatchNo: OS493

Project No: N/A

Matrix: SOIL

Date Sampled: 05/24/91

Sample wt/vol: 30.41 (g/mL) G

Date Received: 05/25/91

Final vol (mL): 10

Date Extracted: 05/31/91

% Dry: 83.39

Date Analyzed (P): 06/18/91

Dilution Factor: 1

Date Analyzed (S): 06/18/91

CAS NUMBER	COMPOUND NAME	UNITS mg/Kg	Q
:	DICHLOROVOS	0.12	U
:	MEVINPHOS	0.12	U
:	DEMETON	0.12	U
:	ETHOPROP	0.12	U
:	NALED	0.12	U
:	PHORATE	0.12	U
:	DIAZINON	0.12	U
:	DISULFOTON	0.12	U
:	RONNEL	0.12	U
:	PARATHION METHYL	0.12	U
:	CHLORPYRIFOS	0.12	U
:	FENTHION	0.12	U
:	TRICHLORONATE	0.12	U
:	MERPHOS	0.12	U
:	STIROPHOS	0.12	U
:	TOKUTHION	0.12	U
:	BOLSTAR	0.12	U
:	FENSULFOTHION	0.12	U
:	AZINPHOS METHYL	0.12	U
:	COUMAPHOS	0.12	U

SURROGATE DATA	SPIKED FOUND	QC LIMITS(%)	RECOVERY(%)	Q
TRIBUTYL PHOSPHATE	10 11	20- 150	110	
TRIPHENYL PHOSPHATE	10 17	20- 150	170	*

GAS CHROMATOGRAPHY ANALYSIS DATA SHEET
 Method: 8140

NET LIMS NO.

Client Sample ID: GS-4

11021

Project Name: NCOR DCCR

File: R17U22

BatchNo: DS493

Project No: N/A

Matrix: SOIL

Date Sampled: 05/24/91

Sample wt/vol: 30.24 (g/mL) G

Date Received: 05/25/91

Final vol (mL): 10

Date Extracted: 05/31/91

% Dry: 89.80

Date Analyzed (P): 06/19/91

Dilution Factor: 1

Date Analyzed (S): 06/19/91

CAS NUMBER	COMPOUND NAME	UNITS mg/Kg	Q
	DICHLOROVOS	0.11	U
	MEVINPHOS	0.11	U
	DEMETON	0.11	U
	ETHOPROP	0.11	U
	NALED	0.11	U
	PHORATE	0.11	U
	DIAZINON	0.11	U
	DISULFOTON	0.11	U
	RONNEL	0.11	U
	PARATHION METHYL	0.11	U
	CHLORPYRIFOS	0.11	U
	FENTHION	0.11	U
	TRICHLORONATE	0.11	U
	MERPHOS	0.11	U
	STIROPHOS	0.11	U
	TOKUTHION	0.11	U
	BOLSTAR	0.11	U
	FENSULFOTHION	0.11	U
	AZINPHOS METHYL	0.11	U
	COUMAPHOS	0.11	U

SURROGATE DATA	SPIKED FOUND	QC LIMITS(%)	RECOVERY(%)	Q
TRIBUTYL PHOSPHATE	10 11	36- 150	110	
TRIPHENYL PHOSPHATE	10 17	20- 150	170	*

OP PESTICIDES

SOIL

Method 8140

Batch No: OS493

Method Blank Data

GAS CHROMATOGRAPHY ANALYSIS DATA SHEET
 Method: 8140

NET LIMS NO.

Client Sample ID: METHOD BLANK

MB493

Project Name: NOOR DOOR

File: R17U18

BatchNo: OS493

Project No: N/A

Matrix: SOIL

Date Sampled: N/A

Sample wt/vol: 30.82 (g/mL) G

Date Received: N/A

Final vol (mL): 10

Date Extracted: 05/31/91

% Dry: 99.96

Date Analyzed (P): 06/18/91

Dilution Factor: 1

Date Analyzed (S): 06/18/91

CAS NUMBER	COMPOUND NAME	UNITS mg/Kg	Q
	DICHLOROVOS	0.10	U
	MEVINPHOS	0.10	U
	DEMETON	0.10	U
	ETHOPROP	0.10	U
	NALED	0.10	U
	PHORATE	0.10	U
	DIAZINON	0.10	U
	DISULFOTON	0.10	U
	RONNEL	0.10	U
	PARATHION METHYL	0.10	U
	CHLORPYRIFOS	0.10	U
	FENTHION	0.10	U
	TRICHLORONATE	0.10	U
	MERPHOS	0.10	U
	STIROPHOS	0.10	U
	TOKUTHION	0.10	U
	BOLSTAR	0.10	U
	FENSULFOTHION	0.10	U
	AZINPHOS METHYL	0.10	U
	COUMAPHOS	0.10	U

SURROGATE DATA	SPIKED FOUND	QC LIMITS(%)	RECOVERY(%)	Q
TRIBUTYL PHOSPHATE	10 10	20- 150	100	
TRIPHENYL PHOSPHATE	10 16	20- 150	160	*

FORM I

1/87 Mod.

OP PESTICIDES

SOIL

Method 8140

Batch No: OS493

QC Data

NET PACIFIC INC., SAN DIEGO DIVISION
ENVIRONMENTAL CHEMISTRY

QUALITY CONTROL REPORT
MATRIX SPIKE/MATRIX SPIKE DUPLICATE RECOVERY

ORGANOPHOSPHORUS PESTICIDES
Method 8140
(Solid)

Client Name: NOOR DOOR

NET Sample ID: 11021
Client Sample ID: 6S-4

PARAMETERS	CONC. SPIKE ADDED(ug/Kg)	SAMPLE RESULT	CONC. NS	% RECOVERY	CONC. SPIKE ADDED(ug/Kg)	CONC. MSD	% RECOVERY	RPD	CONTROL LIMITS RECOVERY
Dichlorovos	3.60	0.0	5.50	153%	3.60	5.80	161%	5%	20-150
Diazinon	3.60	0.0	3.60	100%	3.60	3.60	100%	0%	20-150
Chloropyrifos	3.60	0.0	3.90	108%	3.60	3.90	108%	0%	20-150

Prepared by: VF

Release Authorized by: HS

The accompanying narrative is an integral part of this report.

Client Name-----)NOOR DOOR

NET Sample ID:----)11021

Client Sample ID:-)6S-4

Matrix: SOLID

SOLID SAMPLE INFO	NON SPIKED SAMPLE	NAT SPK SAMPLE	MS DUP SAMPLE
SAMPLE WGHT(g)----->	30.2	30.6	30.6
% DRY----->	89.8	89.8	89.8
SPLITS (ML)----->	10.0	10.0	10.0
DILUTION----->	1.0	1.0	1.0

SPIKED COMPOUNDS	SPIKED STD CONC(UG/ML)	VOLUME SPIKED(ML)
Dichlorovos----->	100.0	1.00
Diazinon----->	100.0	1.00
Chloropyrifos----->	100.0	1.00

COMPOUNDS	SAMPLE RESULTS (UG/ML)	NAT SPK SAMPLE (UG/ML)	MS DUP SAMPLE (UG/ML)
Dichlorovos----->	0.00	15.18	15.87
Diazinon----->	0.00	9.76	9.79
Chloropyrifos----->	0.00	10.67	10.79

GAS CHROMATOGRAPHY ANALYSIS DATA SHEET
Method: 3140

NET LIMS NO.

Client Sample ID: G3-4

11021MS

Project Name: NOOR DOOR

File: R17U23

BatchNo: 0S493

Project No: N/A

Matrix: SOIL

Date Sampled: 05/24/91

Sample wt/vol: 30.57 (g/mL) G

Date Received: 05/25/91

Final vol (mL): 10

Date Extracted: 05/31/91

% Dry: 89.80

Date Analyzed (P): 06/19/91

Dilution Factor: 1

Date Analyzed (S): 06/19/91

CAS NUMBER	COMPOUND NAME	UNITS mg/Kg	Q
	DICHLOROVS	5.50	S
	MEVINPHOS	0.11	U
	DEMETON	0.11	U
	ETHOPROP	0.11	U
	NALED	0.11	U
	PHORATE	0.06	J
	DIAZINON	3.60	S
	DISULFOTON	0.11	U
	RONNEL	0.11	U
	PARATHION METHYL	0.11	U
	CHLORPYRIFOS	3.90	S
	FENTHION	0.11	U
	TRICHLORONATE	0.11	U
	MERPHOS	0.11	U
	STIROPHOS	0.11	U
	TOKUTHION	0.11	U
	BOLSTAR	0.11	U
	FENSULFOTHION	0.11	U
	AZINPHOS METHYL	0.11	U
	COUMAPHOS	0.11	U

SURROGATE DATA	SPIKED FOUND	QC LIMITS(%)	RECOVERY(%)	Q
TRIBUTYL PHOSPHATE	10 12	20- 150	120	
TRIPHENYL PHOSPHATE	10 17	20- 150	170	*

GAS CHROMATOGRAPHY ANALYSIS DATA SHEET
Method: 8140

NET LIMS NO.

Client Sample ID: GS-4

11021MSD

Project Name: NOCR DOOR

File: R17U24

BatchNo: 08493

Project No: N/A

Matrix: SOIL

Date Sampled: 05/24/91

Sample wt/vol: 30.57 (g/mL) G

Date Received: 05/25/91

Final vol (mL): 10

Date Extracted: 05/31/91

% Dry: 39.80

Date Analyzed (P): 06/19/91

Dilution Factor: 1

Date Analyzed (S): 06/19/91

CAS NUMBER	COMPOUND NAME	UNITS mg/Kg	Q
	DICHLOROVOS	5.80	S
	MEVINPHOS	0.11	U
	DEMETON	0.11	U
	ETHOPROP	0.11	U
	NALED	0.11	U
	PHORATE	0.05	J
	DIAZINON	3.60	S
	DISULFOTON	0.11	U
	RONNEL	0.11	U
	PARATHION METHYL	0.11	U
	CHLORPYRIFOS	3.90	S
	FENTHION	0.11	U
	TRICHLORONATE	0.11	U
	MERPHOS	0.11	U
	STIROPHOS	0.11	U
	TOKUTHION	0.11	U
	BOLSTAR	0.11	U
	FENSULFOTHION	0.11	U
	AZINPHOS METHYL	0.11	U
	COUMAPHOS	0.11	U

SURROGATE DATA	SPIKED FOUND	QC LIMITS(%)	RECOVERY(%)	Q
TRIBUTYL PHOSPHATE	10 11	20- 150	110	
TRIPHENYL PHOSPHATE	10 17	20- 150	170	*

OP PESTICIDES

SOIL

Method 8140

Batch No: OS501

Sample Data

GAS CHROMATOGRAPHY ANALYSIS DATA SHEET
Method: 8140

NET LIMS NO.

Client Sample ID: SS-1

11075

Project Name: NCOR DOOR

File: R17U16

BatchNo: OS501

Project No: N/A

Matrix: SOIL

Date Sampled: 05/30/91

Sample wt/vol: 30.74 (g/mL) G

Date Received: 05/31/91

Final vol (mL): 10

Date Extracted: 06/03/91

% Dry: 65.98

Date Analyzed (P): 06/18/91

Dilution Factor: 1

Date Analyzed (S): 06/18/91

CAS NUMBER	COMPOUND NAME	UNITS mg/Kg	Q
	DICHLOROVOS	0.15	U
	MEVINPHOS	0.15	U
	DEMETON	0.15	U
	ETHOPROP	0.15	U
	NALED	0.15	U
	PHORATE	0.15	U
	DIAZINON	0.15	U
	DISULFOTON	0.15	U
	RONNEL	0.15	U
	PARATHION METHYL	0.15	U
	CHLORPYRIFOS	0.15	U
	FENTHION	0.15	U
	TRICHLORONATE	0.15	U
	MERPHOS	0.15	U
	STIROPHOS	0.15	U
	TOKUTHION	0.15	U
	BOLSTAR	0.15	U
	FENSULFOTHION	0.15	U
	AZINPHOS METHYL	0.15	U
	COUMAPHOS	0.15	U

SURROGATE DATA	SPIKED FOUND	QC LIMITS(%)	RECOVERY(%)	Q
TRIBUTYL PHOSPHATE	10 5	20- 150	47	
TRIPHENYL PHOSPHATE	10 5	20- 150	54	

GAS CHROMATOGRAPHY ANALYSIS DATA SHEET
Method: 8140

NET LIMS NO.

Client Sample ID: SS-2

11076

Project Name: NOOR DOOR

File: R17U15

BatchNo: 05501

Project No: N/A

Matrix: SOIL

Date Sampled: 05/30/91

Sample wt/vol: 30.72 (g/mL) G

Date Received: 05/31/91

Final vol (mL): 10

Date Extracted: 06/03/91

% Dry: 59.96

Date Analyzed (P): 06/18/91

Dilution Factor: 1

Date Analyzed (S): 06/18/91

CAS NUMBER	COMPOUND NAME	UNITS mg/Kg	Q
:	DICHLOROVOS	0.16	U
:	MEVINPHOS	0.16	U
:	DEMETON	0.16	U
:	ETHOPROP	0.16	U
:	NALED	0.16	U
:	PHORATE	0.16	U
:	DIAZINON	0.16	U
:	DISULFOTON	0.16	U
:	RONNEL	0.16	U
:	PARATHION METHYL	0.16	U
:	CHLORPYRIFOS	0.16	U
:	FENTHION	0.16	U
:	TRICHLORONATE	0.16	U
:	MERPHOS	0.16	U
:	STIROPHOS	0.16	U
:	TOKUTHION	0.16	U
:	BOLSTAR	0.16	U
:	FENSULFOTHION	0.16	U
:	AZINPHOS METHYL	0.16	U
:	COUMAPHOS	0.16	U

SURROGATE DATA	SPIKED	FOUND	QC LIMITS(%)	RECOVERY(%)	Q
TRIBUTYL PHOSPHATE	10	6	20- 150	56	
TRIPHENYL PHOSPHATE	10	8	20- 150	82	

FORM I

1/87 Mod.

<i>OP PESTICIDES</i>
SOIL
<i>Method 8140</i>
Batch No: OS501

Method Blank Data

GAS CHROMATOGRAPHY ANALYSIS DATA SHEET
Method: 8140

NET LIMS NO.

Client Sample ID: METHOD BLANK

MBS01

Project Name: NOOR DOOR

File: R17U11

BatchNo: 05501

Project No: N/A

Matrix: SOIL

Date Sampled: N/A

Sample wt/vol: 30.86 (g/mL) G

Date Received: N/A

Final vol (mL): 10

Date Extracted: 06/03/91

% Dry: 99.96

Date Analyzed (P): 06/18/91

Dilution Factor: 1

Date Analyzed (S): 06/18/91

CAS NUMBER	COMPOUND NAME	UNITS mg/Kg	Q
	DICHLOROVOS	0.10	U
	MEVINPHOS	0.10	U
	DEMETON	0.10	U
	ETHOPROP	0.10	U
	NALED	0.10	U
	PHORATE	0.10	U
	DIAZINON	0.10	U
	DISULFOTON	0.10	U
	RONNEL	0.10	U
	PARATHION METHYL	0.10	U
	CHLORPYRIFOS	0.10	U
	FENTHION	0.10	U
	TRICHLORONATE	0.10	U
	MERPHOS	0.10	U
	STIROPHOS	0.10	U
	TOKUTHION	0.10	U
	BOLSTAR	0.10	U
	FENSULFOTHION	0.10	U
	AZINPHOS METHYL	0.10	U
	COUMAPHOS	0.10	U

SURROGATE DATA	SPIKED	FOUND	QC LIMITS(%)	RECOVERY(%)	Q
TRIBUTYL PHOSPHATE	10	6	20- 150	61	
TRIPHENYL PHOSPHATE	10	3	20- 150	33	

RZA SAMPLING EVENT (1992)


RZA/AGRA	Client Project ID: Sterling Asphalt, W-8390-2	
11335 NE 122nd Way, #100	Matrix: Soil	
Kirkland, WA 98034	Analysis for: Total Solids	Received: Aug 31, 1992
Attention: John Cooper	First Sample #: 208-1658	Reported: Sep 17, 1992

LABORATORY ANALYSIS FOR: Total Solids

Sample Number	Sample Description	Sample Result %
208-1658	C1-S1	95
208-1661	C2-S2	87
208-1662	C4-S1	95
208-1663	C5-S1	93
208-1664	C6-S1	96
208-1665	MW-1, S-2	58
208-1666	MW-2, S-1	94

North Creek Analytical routinely provides analytical results for soils, sediments or sludges on a WET WEIGHT "as received" basis. To attain dry weight equivalents for regulatory compliance, divide the soil result by the decimal fraction of percent solids. The results in this report apply only to the samples analyzed, as indicated on the custody document. This analytical report is to be reproduced only in its entirety.

NORTH CREEK ANALYTICAL inc


Scot Cocanour
Laboratory Director


RZA/AGRA 11335 NE 122nd Way, #100 Kirkland, WA 98034 Attention: John Cooper	Client Project ID: Sterling Asphalt, W-8390-2 Matrix Descript: Soil Analysis Method: Qualitative GC-FID First Sample #: 208-1658	Sampled: Aug 27, 1992 Received: Aug 31, 1992 Extracted: Sep 1, 1992 Analyzed: Sep 9, 1992 Reported: Sep 17, 1992
--	---	--

HYDROCARBON IDENTIFICATION (WTPH-HCID)

Sample Number	Sample Description	HCID as Gasoline nC7 - nC12 mg/kg (ppm)	GRO Surrogate Recovery %	HCID as Diesel nC12 - nC24 mg/kg (ppm)	DRO Surrogate Recovery %	HCID Heavy Oil >nC24 mg/kg (ppm)
208-1658	C1-S1	<20	140	<50	109	<100
208-1661	C2-S2	<20	112	<50	100	<100
208-1664	C6-S1	<20	87	<50	107	<100
208-1665	MW-1, S-2 8/31/92	<20	70	Present	67	Present
208-1666	MW-2, S-1 8/31/92	<20	98	<50	98	Present
BLK090192	Method Blank	<20	86	<50	77	<100

WTPH-HCID is a qualitative screen to determine the presence and the type of petroleum products that exist at a site. It is intended to be performed on representative soils from a site when the type of petroleum hydrocarbon contamination is unknown. When the analytical results for gasoline range organics, diesel range organics or heavy oils are shown as "Present", thereby exceeding the reporting limits, the specific quantitation method must be employed.

NORTH CREEK ANALYTICAL inc


Scott Cocanour
Laboratory Director

RZA/AGRA 11335 NE 122nd Way, #100 Kirkland, WA 98034 Attention: John Cooper	Client Project ID: Sterling Asphalt, W-8390-2 Matrix Descript: Soil Analysis Method: WTPH-G, EPA 5030/8020 First Sample #: 208-1658	Sampled: Aug 27, 1992 Received: Aug 31, 1992 Analyzed: Sep 9, 1992 Reported: Sep 17, 1992
--	--	--

TOTAL PETROLEUM HYDROCARBONS with BTEX DISTINCTION (WTPH-G/BTEX)

Sample Number	Sample Description	Volatile Hydrocarbons mg/kg (ppm)	Benzene mg/kg (ppm)	Toluene mg/kg (ppm)	Ethyl Benzene mg/kg (ppm)	Xylenes mg/kg (ppm)	Surrogate Recovery %
208-1658	C1-S1	N.D.	N.D.	N.D.	N.D.	N.D.	93
208-1661	C2-S2	N.D.	N.D.	N.D.	N.D.	N.D.	94
208-1664	C6-S1	N.D.	N.D.	N.D.	N.D.	N.D.	96
BLK090992	Method Blank	N.D.	N.D.	N.D.	N.D.	N.D.	100

Detection Limits:	1.0	0.05	0.05	0.05	0.1
--------------------------	------------	-------------	-------------	-------------	------------

Volatile Hydrocarbons are quantitated as Gasoline Range Organics (nC7 - nC12). Surrogate recovery reported is for Bromofluorobenzene. Analytes reported as N.D. were not present above the stated limit of detection.

NORTH CREEK ANALYTICAL inc


 Scot Cocanour
 Laboratory Director

RZA/AGRA 11335 NE 122nd Way, #100 Kirkland, WA 98034 Attention: John Cooper	Client Project ID: Sterling Asphalt, W-8390-2 Matrix Descript: Soil Analysis Method: WTPH-D First Sample #: 208-1662	Sampled: Aug 27, 1992 Received: Aug 31, 1992 Extracted: Sep 4, 1992 Analyzed: Sep 12, 1992 Reported: Sep 17, 1992
--	---	---

TOTAL PETROLEUM HYDROCARBONS (WTPH-D)

Sample Number	Sample Description	Extractable Hydrocarbons mg/kg (ppm)	Surrogate Recovery %
208-1662	C4-S1	N.D.	90
208-1663	C5-S1	N.D.	85
BLK	Method Blank	N.D.	96

Detection Limits: 10.0

Extractable Hydrocarbons are quantitated as Diesel Range Organics (nC12 - nC24). Surrogate recovery reported is for 2-Fluorobiphenyl. Analytes reported as N.D. were not present above the stated limit of detection.

NORTH CREEK ANALYTICAL inc


 Scott Cocanour
 Laboratory Director

RZA/AGRA 11335 NE 122nd Way, #100 Kirkland, WA 98034 Attention: John Cooper	Client Project ID: Sterling Asphalt, W-8390-2 Matrix Descript: Soil Analysis Method: WTPH-418.1 Modified First Sample #: 208-1658	Sampled: Aug 27, 1992 Received: Aug 31, 1992 Extracted: Sep 2, 1992 Analyzed: Sep 3, 1992 Reported: Sep 17, 1992
--	--	--

TOTAL RECOVERABLE PETROLEUM HYDROCARBONS (WTPH-418.1)

Sample Number	Sample Description	Petroleum Oil mg/kg (ppm)
208-1658	C1-S1	N.D.
208-1661	C2-S2	N.D.
208-1664	C6-S1	N.D.
208-1665	MW-1, S-2 8/31/92	700
208-1666	MW-2, S-1 8/31/92	87
BLK090292	Method Blank	N.D.

Detection Limits: 10.0

Analytes reported as N.D. were not present above the stated limit of detection.

NORTH CREEK ANALYTICAL inc


Scot Cocanour
Laboratory Director

2081658.RZA <5>


RZA/AGRA 11335 NE 122nd Way, #100 Kirkland, WA 98034 Attention: John Cooper	Client Project ID: Sterling Asphalt, W-8390-2 Analysis Method: EPA 7420 Analysis for: Total Lead First Sample #: 208-1658 Matrix: Soil	Sampled: Aug 27, 1992 Received: Aug 31, 1992 Digested: Sep 11, 1992 Analyzed: Sep 14, 1992 Reported: Sep 17, 1992
--	--	---

METALS ANALYSIS FOR: Total Lead

Sample Number	Sample Description	Detection Limit mg/kg (ppm)	Sample Result mg/kg (ppm)
208-1658	C1-S1	10	N.D.
208-1661	C2-S2	10	N.D.
208-1664	C6-S1	10	17
208-1665	MW-1, S-2 8/31/92	10	11
208-1666	MW-2, S-1 8/31/92	10	N.D.
BLK090292	Method Blank	0.20 mg/L	N.D.

Analytes reported as N.D. were not present above the stated limit of detection.

NORTH CREEK ANALYTICAL inc


Scot Cocanour
Laboratory Director

RZA/AGRA	Client Project ID: Sterling Asphalt, W-8390-2	Sampled: Aug 27, 1992
11335 NE 122nd Way, #100	Sample Descript: Soil, C1-S1	Received: Aug 31, 1992
Kirkland, WA 98034	Analysis Method: EPA 8080	Extracted: Sep 3, 1992
Attention: John Cooper	Sample Number: 208-1658	Analyzed: Sep 7, 1992
		Reported: Sep 17, 1992

POLYCHLORINATED BIPHENYLS (EPA 8080)

Analyte	Detection Limit mg/kg (ppm)	Sample Results mg/kg (ppm)
PCB 1016.....	0.050	N.D.
PCB 1221.....	0.050	N.D.
PCB 1232.....	0.050	N.D.
PCB 1242.....	0.050	N.D.
PCB 1248.....	0.050	N.D.
PCB 1254.....	0.050	N.D.
PCB 1260.....	0.050	N.D.

Tetrachloro-m-xylene Surrogate Recovery, %: 74
Analytes reported as N.D. were not present above the stated limit of detection.

NORTH CREEK ANALYTICAL inc


Scott Cocanour
Laboratory Director


RZA/AGRA 11335 NE 122nd Way, #100 Kirkland, WA 98034 Attention: John Cooper	Client Project ID: Sterling Asphalt, W-8390-2 Sample Descript: Soil, C2-S2 Analysis Method: EPA 8080 Sample Number: 208-1661	Sampled: Aug 27, 1992 Received: Aug 31, 1992 Extracted: Sep 3, 1992 Analyzed: Sep 7, 1992 Reported: Sep 17, 1992
--	---	--

POLYCHLORINATED BIPHENYLS (EPA 8080)

Analyte	Detection Limit mg/kg (ppm)	Sample Results mg/kg (ppm)
PCB 1016.....	0.050	N.D.
PCB 1221.....	0.050	N.D.
PCB 1232.....	0.050	N.D.
PCB 1242.....	0.050	N.D.
PCB 1248.....	0.050	N.D.
PCB 1254.....	0.050	N.D.
PCB 1260.....	0.050	N.D.

Tetrachloro-m-xylene Surrogate Recovery, %: 66
Analytes reported as N.D. were not present above the stated limit of detection.

NORTH CREEK ANALYTICAL inc


Scot Cocanour
Laboratory Director

RZA/AGRA
 11335 NE 122nd Way, #100
 Kirkland, WA 98034
 Attention: John Cooper

Client Project ID: Sterling Asphalt, W-8390-2
 Sample Descript: Method Blank
 Analysis Method: EPA 8080
 Sample Number: BLK090392

Extracted: Sep 3, 1992
 Analyzed: Sep 7, 1992
 Reported: Sep 17, 1992

POLYCHLORINATED BIPHENYLS (EPA 8080)

Analyte	Detection Limit mg/kg (ppm)	Sample Results mg/kg (ppm)
PCB 1016.....	0.050	N.D.
PCB 1221.....	0.050	N.D.
PCB 1232.....	0.050	N.D.
PCB 1242.....	0.050	N.D.
PCB 1248.....	0.050	N.D.
PCB 1254.....	0.050	N.D.
PCB 1260.....	0.050	N.D.

Tetrachloro-m-xylene Surrogate Recovery, %: 128
 Analytes reported as N.D. were not present above the stated limit of detection.

NORTH CREEK ANALYTICAL inc


 Scott Cocanour
 Laboratory Director

RZA/AGRA 11335 NE 122nd Way, #100 Kirkland, WA 98034 Attention: John Cooper	Client Project ID: Sterling Asphalt, W-8390-2 Sample Descript: Soil, C1-S1 Analysis Method: EPA 8100 Sample Number: 208-1658	Sampled: Aug 27, 1992 Received: Aug 31, 1992 Extracted: Sep 2, 1992 Analyzed: Sep 12, 1992 Reported: Sep 17, 1992
--	---	---

POLYNUCLEAR AROMATIC HYDROCARBONS (EPA 8100)

Analyte	Detection Limit mg/kg (ppm)	Sample Results mg/kg (ppm)
Acenaphthene.....	0.50	N.D.
Acenaphthylene.....	0.50	N.D.
Anthracene.....	1.0	N.D.
Benzo (a) anthracene.....	0.50	N.D.
Benzo (a) pyrene.....	0.50	N.D.
Benzo (b) fluoranthene.....	1.0	N.D.
Benzo (ghi) perylene.....	1.0	N.D.
Benzo (k) fluoranthene.....	1.0	N.D.
Chrysene.....	0.50	N.D.
Dibenzo (a,h) anthracene.....	1.0	N.D.
Fluoranthene.....	0.50	N.D.
Fluorene.....	0.50	N.D.
Indeno (1,2,3-cd) pyrene.....	1.0	N.D.
Naphthalene.....	0.50	N.D.
Phenanthrene.....	0.50	N.D.
Pyrene.....	0.50	N.D.

2-Fluorobiphenyl Surrogate Recovery, %: 110
 Analytes reported as N.D. were not present above the stated limit of detection.

NORTH CREEK ANALYTICAL inc


 Scot Cocanour
 Laboratory Director

RZA/AGRA	Client Project ID: Sterling Asphalt, W-8390-2	Sampled: Aug 27, 1992
11335 NE 122nd Way, #100	Sample Descript: Soil, C2-S2	Received: Aug 31, 1992
Kirkland, WA 98034	Analysis Method: EPA 8100	Extracted: Sep 2, 1992
Attention: John Cooper	Sample Number: 208-1661	Analyzed: Sep 12, 1992
		Reported: Sep 17, 1992


POLYNUCLEAR AROMATIC HYDROCARBONS (EPA 8100)

Analyte	Detection Limit mg/kg (ppm)	Sample Results mg/kg (ppm)
Acenaphthene.....	0.50	N.D.
Acenaphthylene.....	0.50	N.D.
Anthracene.....	1.0	N.D.
Benzo (a) anthracene.....	0.50	N.D.
Benzo (a) pyrene.....	0.50	N.D.
Benzo (b) fluoranthene.....	1.0	N.D.
Benzo (ghi) perylene.....	1.0	N.D.
Benzo (k) fluoranthene.....	1.0	N.D.
Chrysene.....	0.50	N.D.
Dibenzo (a,h) anthracene.....	1.0	N.D.
Fluoranthene.....	0.50	N.D.
Fluorene.....	0.50	N.D.
Indeno (1,2,3-cd) pyrene.....	1.0	N.D.
Naphthalene.....	0.50	N.D.
Phenanthrene.....	0.50	N.D.
Pyrene.....	0.50	N.D.

2-Fluorobiphenyl Surrogate Recovery, %: 110

Analytes reported as N.D. were not present above the stated limit of detection.

NORTH CREEK ANALYTICAL inc


Scot Cocanour
Laboratory Director

RZA/AGRA	Client Project ID: Sterling Asphalt, W-8390-2	
11335 NE 122nd Way, #100	Sample Descript: Method Blank	
Kirkland, WA 98034	Analysis Method: EPA 8100	Extracted: Sep 2, 1992
Attention: John Cooper	Sample Number: BLK090292	Analyzed: Sep 12, 1992
		Reported: Sep 17, 1992

POLYNUCLEAR AROMATIC HYDROCARBONS (EPA 8100)

Analyte	Detection Limit mg/kg (ppm)	Sample Results mg/kg (ppm)
Acenaphthene.....	0.50	N.D.
Acenaphthylene.....	0.50	N.D.
Anthracene.....	1.0	N.D.
Benzo (a) anthracene.....	0.50	N.D.
Benzo (a) pyrene.....	0.50	N.D.
Benzo (b) fluoranthene.....	1.0	N.D.
Benzo (ghi) perylene.....	1.0	N.D.
Benzo (k) fluoranthene.....	1.0	N.D.
Chrysene.....	0.50	N.D.
Dibenzo (a,h) anthracene.....	1.0	N.D.
Fluoranthene.....	0.50	N.D.
Fluorene.....	0.50	N.D.
Indeno (1,2,3-cd) pyrene.....	1.0	N.D.
Naphthalene.....	0.50	N.D.
Phenanthrene.....	0.50	N.D.
Pyrene.....	0.50	N.D.

2-Fluorobiphenyl Surrogate Recovery, %: 110
 Analytes reported as N.D. were not present above the stated limit of detection.

NORTH CREEK ANALYTICAL inc


 Scot Cocanour
 Laboratory Director

RZA/AGRA
 11335 NE 122nd Way, #100
 Kirkland, WA 98034
 Attention: John Cooper

Client Project ID: Sterling Asphalt, W-8390-2
 EPA Method: WTPH-G
 Sample Matrix: Soil
 Units: mg/kg (ppm)

Analyst: R. Lister
 Analyzed: Sep 9, 1992
 Reported: Sep 17, 1992

HYDROCARBON QUALITY CONTROL DATA REPORT

ACCURACY ASSESSMENT Laboratory Control Sample

Gasoline

PRECISION ASSESSMENT Sample Duplicate

Volatile
 Hydrocarbons

Spike Conc. Added: 100

Spike Result: 106

% Recovery: 106

Upper Control Limit %: 120

Lower Control Limit %: 80

Sample Number: 208-1422

Original Result: N.D.

Duplicate Result: N.D.

Relative % Difference: 0

Maximum RPD: 50

NORTH CREEK ANALYTICAL inc


 Scot Cocanour
 Laboratory Director


% Recovery:	$\frac{\text{Spike Result}}{\text{Spike Concentration Added}} \times 100$
Relative % Difference:	$\frac{\text{Original Result} - \text{Duplicate Result}}{(\text{Original Result} + \text{Duplicate Result}) / 2} \times 100$

RZA/AGRA 11335 NE 122nd Way, #100 Kirkland, WA 98034 Attention: John Cooper	Client Project ID: Sterling Asphalt, W-8390-2 EPA Method: 5030/8020 Sample Matrix: Soil Units: mg/kg (ppm) QC Sample #: 208-1658	Analyst: R. Lister K. Wilke Analyzed: Sep 9, 1992 Reported: Sep 17, 1992
--	--	---

QUALITY CONTROL DATA REPORT

ANALYTE	Benzene	Toluene	Ethyl Benzene	Xylenes
Sample Conc.:	N.D.	N.D.	N.D.	N.D.
Spike Conc. Added:	0.50	0.50	0.50	0.50
Conc. Matrix Spike:	0.46	0.46	0.51	0.45
Matrix Spike % Recovery:	92	92	102	90
Conc. Matrix Spike Dup.:	0.44	0.45	0.50	0.44
Matrix Spike Duplicate % Recovery:	88	90	100	88
Upper Control Limit %:	93	96	117	109
Lower Control Limit %:	57	58	69	63
Relative % Difference:	4.4	2.2	2.0	2.2
Maximum RPD:	8.6	9.6	8.8	9.5

NORTH CREEK ANALYTICAL inc


Scot Cocanour
Laboratory Director

% Recovery:	$\frac{\text{Conc. of M.S.} - \text{Conc. of Sample}}{\text{Spike Conc. Added}} \times 100$
Relative % Difference:	$\frac{\text{Conc. of M.S.} - \text{Conc. of M.S.D.}}{(\text{Conc. of M.S.} + \text{Conc. of M.S.D.}) / 2} \times 100$

RZA/AGRA
 11335 NE 122nd Way, #100
 Kirkland, WA 98034
 Attention: John Cooper

Client Project ID: Sterling Asphalt, W-8390-2
 EPA Method: WTPH-D
 Sample Matrix: Soil
 Units: mg/kg (ppm)

Analyst: L Dutton
 Extracted: Sep 4, 1992
 Analyzed: Sep 12, 1992
 Reported: Sep 17, 1992

HYDROCARBON QUALITY CONTROL DATA REPORT

ACCURACY ASSESSMENT Laboratory Control Sample

Diesel

PRECISION ASSESSMENT Sample Duplicate

Extractable
 Hydrocarbons

Spike Conc. Added: 67

Spike Result: 80

% Recovery: 119

Upper Control Limit %: 120

Lower Control Limit %: 80

Sample Number: 208-1662

Original Result: N.D.


Duplicate Result: N.D.

Relative % Difference: 0

Maximum RPD: 50

NORTH CREEK ANALYTICAL inc

% Recovery:	$\frac{\text{Spike Result}}{\text{Spike Concentration Added}} \times 100$
Relative % Difference:	$\frac{\text{Original Result} - \text{Duplicate Result}}{(\text{Original Result} + \text{Duplicate Result}) / 2} \times 100$


 Scot Cocanour
 Laboratory Director

RZA/AGRA
 11335 NE 122nd Way, #100
 Kirkland, WA 98034
 Attention: John Cooper

Client Project ID: Sterling Asphalt, W-8390-2
 EPA Method: WTPH-418.1
 Sample Matrix: Soil
 Units: mg/kg (ppm)

Analyst: S. Kimball
 Extracted: Sep 2, 1992
 Analyzed: Sep 3, 1992
 Reported: Sep 17, 1992

HYDROCARBON QUALITY CONTROL DATA REPORT

ACCURACY ASSESSMENT Laboratory Control Sample

PRECISION ASSESSMENT Sample Duplicate

Petroleum
 Oil

Petroleum
 Oil

Spike Conc.
 Added: 51

Sample
 Number: 208-1658

Spike
 Result: 48

Original
 Result: N.D.

%
 Recovery: 94

Duplicate
 Result: N.D.

Upper Control
 Limit %: 120

Relative
 % Difference: 0

Lower Control
 Limit %: 80

Maximum
 RPD: 50

NORTH CREEK ANALYTICAL inc


 Scot Cocanour
 Laboratory Director

$$\% \text{ Recovery: } \frac{\text{Spike Result}}{\text{Spike Concentration Added}} \times 100$$

$$\text{Relative \% Difference: } \frac{\text{Original Result} - \text{Duplicate Result}}{(\text{Original Result} + \text{Duplicate Result}) / 2} \times 100$$

RZA/AGRA
 11335 NE 122nd Way, #100
 Kirkland, WA 98034
 Attention: John Cooper

Client Project ID: Sterling Asphalt, W-8390-2
 Sample Matrix : Water
 Units: mg/L (ppm)

Analyst: B. Oaks

Reported: Sep 17, 1992

INORGANIC QUALITY CONTROL DATA REPORT

ANALYTE

Lead

EPA Method: 7420
 Date Analyzed: Sep 4, 1992

ACCURACY ASSESSMENT

LCS Spike
 Conc. Added: 0.50

LCS Spike
 Result: 0.53

LCS Spike
 % Recovery: 106

Upper Control
 Limit: 124

Lower Control
 Limit: 87

Matrix Spike
 Sample #: 208-1586

Matrix Spike
 % Recovery: 120

PRECISION ASSESSMENT

Sample #: 208-1586

Original: N.D.

Duplicate: N.D.

Relative %
 Difference: 0

NORTH CREEK ANALYTICAL inc


 Scot Cocanour
 Laboratory Director

Lab Control Sample	Conc. of L.C.S.	x 100
% Recovery:	L.C.S. Spike Conc. Added	
Relative % Difference:	$\frac{\text{Original Result} - \text{Duplicate Result}}{(\text{Original Result} + \text{Duplicate Result}) / 2}$	x 100

RZA/AGRA
 11335 NE 122nd Way, #100
 Kirkland, WA 98034
 Attention: John Cooper

Client Project ID: Sterling Asphalt, W-8390-2
 EPA Method: 8080
 Sample Matrix : Soil
 Units: $\mu\text{g}/\text{kg}$ (ppb)
 QC Sample #: 209-0120

Analyst: M. Bender
 Extracted: Sep 3, 1992
 Analyzed: Sep 7, 1992
 Reported: Sep 17, 1992

QUALITY CONTROL DATA REPORT

ANALYTE

Aroclor 1260

Sample Conc.:	N.D.
Spike Conc. Added:	67
Conc. Matrix Spike:	46
Matrix Spike % Recovery:	69
Conc. Matrix Spike Dup.:	57
Matrix Spike Duplicate % Recovery:	85
Upper Control Limit %:	120
Lower Control Limit %:	60
Relative % Difference:	21
Maximum RPD:	50

NORTH CREEK ANALYTICAL inc


 Scott Cocanour
 Laboratory Director

% Recovery:	$\frac{\text{Conc. of M.S.} - \text{Conc. of Sample}}{\text{Spike Conc. Added}} \times 100$
Relative % Difference:	$\frac{\text{Conc. of M.S.} - \text{Conc. of M.S.D.}}{(\text{Conc. of M.S.} + \text{Conc. of M.S.D.}) / 2} \times 100$

RZA/AGRA	Client Project ID: Sterling Asphalt, W-8390-2	Sampled: Sep 4, 1992
11335 NE 122nd Way, #100	Matrix Descript: Water	Received: Sep 8, 1992
Kirkland, WA 98034	Analysis Method: WTPH-G	Analyzed: Sep 16, 1992
Attention: John Cooper	First Sample #: 209-0384	Reported: Sep 18, 1992

TOTAL PETROLEUM FUEL HYDROCARBONS (WTPH-G)

Sample Number	Sample Description	Volatile Hydrocarbons µg/L (ppb)	Surrogate Recovery %
209-0384	MW-1	N.D.	101
209-0385	MW-2	N.D.	100
BLK091692	Method Blank	N.D.	94

Detection Limits:	50.0
--------------------------	-------------

Volatile Hydrocarbons are quantitated as Gasoline Range Organics (nC7 - nC12). Surrogate recovery reported is for Bromofluorobenzene. Analytes reported as N.D. were not present above the stated limit of detection.

NORTH CREEK ANALYTICAL inc


Scot Cocanour
Laboratory Director

RZA/AGRA 11335 NE 122nd Way, #100 Kirkland, WA 98034 Attention: John Cooper	Client Project ID: Sterling Asphalt, W-8390-2 Matrix Descript: Water Analysis Method: WTPH-418.1 First Sample #: 209-0384	Sampled: Sep 4, 1992 Received: Sep 8, 1992 Extracted: Sep 9, 1992 Analyzed: Sep 10, 1992 Reported: Sep 18, 1992
---	--	--

TOTAL RECOVERABLE PETROLEUM HYDROCARBONS (WTPH-418.1)

Sample Number	Sample Description	Petroleum Oil mg/L (ppm)
209-0384	MW-1	16
209-0385	MW-2	1.2
BLK090992	Method Blank	N.D.

Detection Limits: 1.0

Analytes reported as N.D. were not present above the stated limit of detection.

NORTH CREEK ANALYTICAL inc


Scot Cocanour
Laboratory Director

RZA/AGRA
 11335 NE 122nd Way, #100
 Kirkland, WA 98034
 Attention: John Cooper

Client Project ID: Sterling Asphalt, W-8390-2
 EPA Method: WTPH-418.1
 Sample Matrix: Water
 Units: mg/L (ppm)

Analyst: S. Kimball
 Extracted: Sep 9, 1992
 Analyzed: Sep 10, 1992
 Reported: Sep 18, 1992

HYDROCARBON QUALITY CONTROL DATA REPORT

ACCURACY ASSESSMENT Laboratory Control Sample

PRECISION ASSESSMENT Sample Duplicate

Petroleum
 Oil

Petroleum
 Oil

Spike Conc.
 Added: 3.0

Sample
 Number: 209-0451

Spike
 Result: 2.7

Original
 Result: N.D.

%
 Recovery: 90

Duplicate
 Result: N.D.

Upper Control
 Limit %: 120

Relative
 % Difference: 0

Lower Control
 Limit %: 80

Maximum
 RPD: 30

NORTH CREEK ANALYTICAL inc

% Recovery: $\frac{\text{Spike Result}}{\text{Spike Concentration Added}} \times 100$

Relative % Difference: $\frac{\text{Original Result} - \text{Duplicate Result}}{(\text{Original Result} + \text{Duplicate Result}) / 2} \times 100$


 Scot Cocanour
 Laboratory Director

RZA/AGRA 11335 NE 122nd Way, #100 Kirkland, WA 98034 Attention: John Cooper	Client Project ID: Sterling Asphalt, W-8390-2	Analyst: R. Lister S. Stowell
	EPA Method: WTPH-G	
	Sample Matrix: Water	Analyzed: Sep 16, 1992
	Units: µg/L (ppb)	Reported: Sep 18, 1992

HYDROCARBON QUALITY CONTROL DATA REPORT

ACCURACY ASSESSMENT Laboratory Control Sample

Gasoline

Spike Conc. Added:	100
Spike Result:	113
% Recovery:	113
Upper Control Limit %:	120
Lower Control Limit %:	80

PRECISION ASSESSMENT Sample Duplicate

Volatile Hydrocarbons

Sample Number:	209-0385
Original Result:	N.D.
Duplicate Result:	N.D.
Relative % Difference	0
Maximum RPD:	20

NORTH CREEK ANALYTICAL inc

Scot Cocanour
 For Scot Cocanour
 Laboratory Director

% Recovery:	$\frac{\text{Spike Result}}{\text{Spike Concentration Added}} \times 100$
Relative % Difference:	$\frac{\text{Original Result} - \text{Duplicate Result}}{(\text{Original Result} + \text{Duplicate Result}) / 2} \times 100$

SLR PRE RI ASSESSMENT (2006-2007)

May 25, 2006

R. Scott Miller
SLR-Portland
1800 Blankenship Road Suite 440
West Linn, OR 97068

RE: Jeld Wen- Nord Door

Enclosed are the results of analyses for samples received by the laboratory on 05/05/06 09:30.
The following list is a summary of the Work Orders contained in this report, generated on 05/25/06
18:22.

If you have any questions concerning this report, please feel free to contact me.

<u>Work Order</u>	<u>Project</u>	<u>ProjectNumber</u>
PPE0255	Jeld Wen- Nord Door	008.0228.00013

Sarah Rockwell

Sarah Rockwell, Project Manager



SLR-Portland	Project Name: Jeld Wen- Nord Door	
1800 Blankenship Road Suite 440	Project Number: 008.0228.00013	Report Created:
West Linn, OR 97068	Project Manager: R. Scott Miller	05/25/06 18:22

ANALYTICAL REPORT FOR SAMPLES

Sample ID	Laboratory ID	Matrix	Date Sampled	Date Received
GP26-7	PPE0255-01	Soil	05/03/06 08:00	05/05/06 09:30
GP26-GW	PPE0255-02	Water	05/03/06 08:15	05/05/06 09:30
GP27-2	PPE0255-05	Soil	05/03/06 09:40	05/05/06 09:30
GP27-GW	PPE0255-07	Water	05/03/06 11:30	05/05/06 09:30
GP31-6	PPE0255-10	Soil	05/03/06 13:00	05/05/06 09:30
GP33-7	PPE0255-13	Soil	05/03/06 15:25	05/05/06 09:30
GP24-6	PPE0255-14	Soil	05/03/06 15:55	05/05/06 09:30
GP36-6	PPE0255-15	Soil	05/03/06 16:20	05/05/06 09:30
GP34-8	PPE0255-17	Soil	05/03/06 14:45	05/05/06 09:30
GP31-GW	PPE0255-20	Water	05/03/06 13:10	05/05/06 09:30
GP33-GW	PPE0255-22	Water	05/03/06 14:30	05/05/06 09:30
GP24-GW	PPE0255-23	Water	05/03/06 15:20	05/05/06 09:30
GP36-GW	PPE0255-24	Water	05/03/06 15:50	05/05/06 09:30
GP34-GW	PPE0255-25	Water	05/03/06 16:30	05/05/06 09:30

Sarah Rockwell

Sarah Rockwell, Project Manager



SLR-Portland	Project Name: Jeld Wen- Nord Door	Report Created:
1800 Blankenship Road Suite 440	Project Number: 008.0228.00013	05/25/06 18:22
West Linn, OR 97068	Project Manager: R. Scott Miller	

Hydrocarbon Identification per NW-TPH Methodology
 TestAmerica - Portland, OR

Analyte	Method	Result	MDL*	MRL	Units	Dil	Batch	Prepared	Analyzed	Notes
PPE0255-01 (GP26-7)		Soil		Sampled: 05/03/06 08:00						
Gasoline Range Hydrocarbons	NWTPH HCID	ND	----	21.4	mg/kg dry	1x	6050384	05/09/06 12:30	05/10/06 13:57	
Diesel Range Hydrocarbons	"	ND	----	53.6	"	"	"	"	"	
Heavy Oil Range Hydrocarbons	"	ND	----	107	"	"	"	"	"	
<i>Surrogate(s): 1-Chlorooctadecane</i>		96.0%		50 - 150 % "						
PPE0255-02 (GP26-GW)		Water		Sampled: 05/03/06 08:15						
Gasoline Range Hydrocarbons	NWTPH HCID	ND	----	0.238	mg/l	1x	6050330	05/08/06 14:45	05/10/06 11:59	
Diesel Range Hydrocarbons	"	ND	----	0.600	"	"	"	"	"	
Heavy Oil Range Hydrocarbons	"	ND	----	0.600	"	"	"	"	"	
<i>Surrogate(s): 1-Chlorooctadecane</i>		72.8%		50 - 150 % "						
PPE0255-05 (GP27-2)		Soil		Sampled: 05/03/06 09:40						
Gasoline Range Hydrocarbons	NWTPH HCID	ND	----	17.6	mg/kg dry	1x	6050384	05/09/06 12:30	05/10/06 14:28	
Diesel Range Hydrocarbons	"	ND	----	44.1	"	"	"	"	"	
Heavy Oil Range Hydrocarbons	"	ND	----	88.2	"	"	"	"	"	
<i>Surrogate(s): 1-Chlorooctadecane</i>		96.8%		50 - 150 % "						
PPE0255-07 (GP27-GW)		Water		Sampled: 05/03/06 11:30						
Gasoline Range Hydrocarbons	NWTPH HCID	ND	----	0.238	mg/l	1x	6050330	05/08/06 14:45	05/10/06 12:28	
Diesel Range Hydrocarbons	"	ND	----	0.600	"	"	"	"	"	
Heavy Oil Range Hydrocarbons	"	ND	----	0.600	"	"	"	"	"	
<i>Surrogate(s): 1-Chlorooctadecane</i>		77.4%		50 - 150 % "						
PPE0255-10 (GP31-6)		Soil		Sampled: 05/03/06 13:00						
Gasoline Range Hydrocarbons	NWTPH HCID	ND	----	16.8	mg/kg dry	1x	6050384	05/09/06 12:30	05/10/06 13:57	
Diesel Range Hydrocarbons	"	ND	----	41.9	"	"	"	"	"	
Heavy Oil Range Hydrocarbons	"	ND	----	83.8	"	"	"	"	"	
<i>Surrogate(s): 1-Chlorooctadecane</i>		98.4%		50 - 150 % "						
PPE0255-13 (GP33-7)		Soil		Sampled: 05/03/06 15:25						
Gasoline Range Hydrocarbons	NWTPH HCID	ND	----	19.5	mg/kg dry	1x	6050384	05/09/06 12:30	05/10/06 14:28	
Diesel Range Hydrocarbons	"	ND	----	48.8	"	"	"	"	"	
Heavy Oil Range Hydrocarbons	"	ND	----	97.5	"	"	"	"	"	
<i>Surrogate(s): 1-Chlorooctadecane</i>		110%		50 - 150 % "						

TestAmerica - Portland, OR

The results in this report apply to the samples analyzed in accordance with the chain of custody document. This analytical report must be reproduced in its entirety.

Sarah Rockwell

Sarah Rockwell, Project Manager



SLR-Portland	Project Name: Jeld Wen- Nord Door	Report Created:
1800 Blankenship Road Suite 440	Project Number: 008.0228.00013	05/25/06 18:22
West Linn, OR 97068	Project Manager: R. Scott Miller	

Hydrocarbon Identification per NW-TPH Methodology
 TestAmerica - Portland, OR

Analyte	Method	Result	MDL*	MRL	Units	Dil	Batch	Prepared	Analyzed	Notes
PPE0255-14 (GP24-6)		Soil			Sampled: 05/03/06 15:55					
Gasoline Range Hydrocarbons	NWTPH HCID	ND	----	17.2	mg/kg dry	1x	6050384	05/09/06 12:30	05/10/06 11:59	
Diesel Range Hydrocarbons	"	ND	----	42.9	"	"	"	"	"	
Heavy Oil Range Hydrocarbons	"	DET	----	85.8	"	"	"	"	"	
<i>Surrogate(s): 1-Chlorooctadecane</i>			91.6%		50 - 150 %	"				"
PPE0255-15 (GP36-6)		Soil			Sampled: 05/03/06 16:20					
Gasoline Range Hydrocarbons	NWTPH HCID	ND	----	19.7	mg/kg dry	1x	6050384	05/09/06 12:30	05/10/06 12:28	
Diesel Range Hydrocarbons	"	ND	----	49.2	"	"	"	"	"	
Heavy Oil Range Hydrocarbons	"	ND	----	98.4	"	"	"	"	"	
<i>Surrogate(s): 1-Chlorooctadecane</i>			112%		50 - 150 %	"				"
PPE0255-17 (GP34-8)		Soil			Sampled: 05/03/06 14:45					
Gasoline Range Hydrocarbons	NWTPH HCID	DET	----	15.9	mg/kg dry	1x	6050384	05/09/06 12:30	05/10/06 13:07	D-10
Diesel Range Hydrocarbons	"	DET	----	39.8	"	"	"	"	"	A-03
Heavy Oil Range Hydrocarbons	"	DET	----	79.6	"	"	"	"	"	
<i>Surrogate(s): 1-Chlorooctadecane</i>			90.1%		50 - 150 %	"				"
PPE0255-20 (GP31-GW)		Water			Sampled: 05/03/06 13:10					
Gasoline Range Hydrocarbons	NWTPH HCID	ND	----	0.238	mg/l	1x	6050330	05/08/06 14:45	05/10/06 12:56	
Diesel Range Hydrocarbons	"	DET	----	0.600	"	"	"	"	"	D-19
Heavy Oil Range Hydrocarbons	"	DET	----	0.600	"	"	"	"	"	D-19
<i>Surrogate(s): 1-Chlorooctadecane</i>			67.2%		50 - 150 %	"				"
PPE0255-22 (GP33-GW)		Water			Sampled: 05/03/06 14:30					
Gasoline Range Hydrocarbons	NWTPH HCID	ND	----	0.238	mg/l	1x	6050330	05/08/06 14:45	05/10/06 13:25	
Diesel Range Hydrocarbons	"	ND	----	0.600	"	"	"	"	"	
Heavy Oil Range Hydrocarbons	"	ND	----	0.600	"	"	"	"	"	
<i>Surrogate(s): 1-Chlorooctadecane</i>			76.3%		50 - 150 %	"				"
PPE0255-23 (GP24-GW)		Water			Sampled: 05/03/06 15:20					
Gasoline Range Hydrocarbons	NWTPH HCID	ND	----	0.238	mg/l	1x	6050330	05/08/06 14:45	05/10/06 13:25	
Diesel Range Hydrocarbons	"	DET	----	0.600	"	"	"	"	"	A-01
Heavy Oil Range Hydrocarbons	"	DET	----	0.600	"	"	"	"	"	A-04
<i>Surrogate(s): 1-Chlorooctadecane</i>			78.7%		50 - 150 %	"				"

Sarah Rockwell

Sarah Rockwell, Project Manager



SLR-Portland	Project Name: Jeld Wen- Nord Door	
1800 Blankenship Road Suite 440	Project Number: 008.0228.00013	Report Created:
West Linn, OR 97068	Project Manager: R. Scott Miller	05/25/06 18:22

Hydrocarbon Identification per NW-TPH Methodology
TestAmerica - Portland, OR

Analyte	Method	Result	MDL*	MRL	Units	Dil	Batch	Prepared	Analyzed	Notes
PPE0255-24 (GP36-GW)		Water			Sampled: 05/03/06 15:50					
Gasoline Range Hydrocarbons	NWTPH HCID	ND	----	0.238	mg/l	1x	6050330	05/08/06 14:45	05/10/06 12:56	
Diesel Range Hydrocarbons	"	ND	----	0.600	"	"	"	"	"	
Heavy Oil Range Hydrocarbons	"	ND	----	0.600	"	"	"	"	"	
<i>Surrogate(s): 1-Chlorooctadecane</i>		80.1%			50 - 150 %		"		"	
PPE0255-25 (GP34-GW)		Water			Sampled: 05/03/06 16:30					
Gasoline Range Hydrocarbons	NWTPH HCID	ND	----	0.238	mg/l	1x	6050330	05/08/06 08:52	05/10/06 12:36	
Diesel Range Hydrocarbons	"	ND	----	0.600	"	"	"	"	"	
Heavy Oil Range Hydrocarbons	"	ND	----	0.600	"	"	"	"	"	
<i>Surrogate(s): 1-Chlorooctadecane</i>		76.8%			50 - 150 %		"		"	

Sarah Rockwell

Sarah Rockwell, Project Manager



SLR-Portland	Project Name: Jeld Wen- Nord Door	Report Created:
1800 Blankenship Road Suite 440	Project Number: 008.0228.00013	05/25/06 18:22
West Linn, OR 97068	Project Manager: R. Scott Miller	

Gasoline Hydrocarbons per NW TPH-Gx Method
TestAmerica - Portland, OR

Analyte	Method	Result	MDL*	MRL	Units	Dil	Batch	Prepared	Analyzed	Notes
PPE0255-17 (GP34-8)		Soil			Sampled: 05/03/06 14:45					
Gasoline Range Hydrocarbons	NW TPH-Gx	ND	----	4.35	mg/kg dry	1x	6050603	05/12/06 14:45	05/12/06 22:02	
<i>Surrogate(s): a,a,a-TFT</i>			68.0%		50 - 150 %	"				"

TestAmerica - Portland, OR

The results in this report apply to the samples analyzed in accordance with the chain of custody document. This analytical report must be reproduced in its entirety.

Sarah Rockwell

Sarah Rockwell, Project Manager



SLR-Portland	Project Name: Jeld Wen- Nord Door	Report Created:
1800 Blankenship Road Suite 440	Project Number: 008.0228.00013	05/25/06 18:22
West Linn, OR 97068	Project Manager: R. Scott Miller	

Diesel and Heavy Range Hydrocarbons per NWTPH-Dx Method with Acid/Silica Gel Cleanup
 TestAmerica - Portland, OR

Analyte	Method	Result	MDL*	MRL	Units	Dil	Batch	Prepared	Analyzed	Notes
PPE0255-14 (GP24-6)		Soil		Sampled: 05/03/06 15:55						
Diesel Range Organics	NWTPH-Dx	53.3	----	13.7	mg/kg dry	1x	6050717	05/16/06 16:00	05/19/06 11:52	A-05
Heavy Oil Range Hydrocarbons	"	471	----	27.5	"	"	"	"	"	
<i>Surrogate(s): 1-Chlorooctadecane</i>		<i>105%</i>		<i>50 - 150 %</i>						
PPE0255-17 (GP34-8)		Soil		Sampled: 05/03/06 14:45						
Diesel Range Organics	NWTPH-Dx	770	----	283	mg/kg dry	20x	6050717	05/16/06 16:00	05/18/06 04:44	
Heavy Oil Range Hydrocarbons	"	3400	----	567	"	"	"	"	"	
<i>Surrogate(s): 1-Chlorooctadecane</i>		<i>99.8%</i>		<i>50 - 150 %</i>						
PPE0255-23 (GP24-GW)		Water		Sampled: 05/03/06 15:20						
Diesel Range Organics	NWTPH-Dx	ND	----	0.476	mg/l	1x	6050330	05/08/06 08:52	05/16/06 08:50	
Heavy Oil Range Hydrocarbons	"	1.48	----	0.952	"	"	"	"	"	
<i>Surrogate(s): 1-Chlorooctadecane</i>		<i>90.7%</i>		<i>50 - 150 %</i>						

Sarah Rockwell

Sarah Rockwell, Project Manager



SLR-Portland	Project Name: Jeld Wen- Nord Door	Report Created:
1800 Blankenship Road Suite 440	Project Number: 008.0228.00013	05/25/06 18:22
West Linn, OR 97068	Project Manager: R. Scott Miller	

Polychlorinated Biphenyls per EPA Method 8082

TestAmerica - Portland, OR

Analyte	Method	Result	MDL*	MRL	Units	Dil	Batch	Prepared	Analyzed	Notes
PPE0255-17 (GP34-8)		Soil			Sampled: 05/03/06 14:45					
Aroclor 1016	EPA 8082	ND	----	37.6	ug/kg dry	1x	6050786	05/17/06 11:00	05/18/06 15:54	
Aroclor 1221	"	ND	----	75.6	"	"	"	"	"	
Aroclor 1232	"	ND	----	37.6	"	"	"	"	"	
Aroclor 1242	"	ND	----	37.6	"	"	"	"	"	
Aroclor 1248	"	ND	----	37.6	"	"	"	"	"	
Aroclor 1254	"	ND	----	37.6	"	"	"	"	"	
Aroclor 1260	"	ND	----	37.6	"	"	"	"	"	

Surrogate(s): Decachlorobiphenyl 57.2% 16 - 149 % 5x 05/19/06 10:22

PPE0255-25 (GP34-GW)		Water			Sampled: 05/03/06 16:30					
Aroclor 1016	EPA 8082	ND	----	0.476	ug/l	1x	6050382	05/09/06 10:25	05/10/06 18:30	
Aroclor 1221	"	ND	----	0.952	"	"	"	"	"	
Aroclor 1232	"	ND	----	0.476	"	"	"	"	"	
Aroclor 1242	"	ND	----	0.476	"	"	"	"	"	
Aroclor 1248	"	ND	----	0.476	"	"	"	"	"	
Aroclor 1254	"	ND	----	0.476	"	"	"	"	"	
Aroclor 1260	"	ND	----	0.476	"	"	"	"	"	

Surrogate(s): Decachlorobiphenyl 33.8% 12 - 130 % " 05/11/06 17:16

Sarah Rockwell

Sarah Rockwell, Project Manager



SLR-Portland	Project Name: Jeld Wen- Nord Door	Report Created:
1800 Blankenship Road Suite 440	Project Number: 008.0228.00013	05/25/06 18:22
West Linn, OR 97068	Project Manager: R. Scott Miller	

Volatile Organic Compounds per EPA Method 8260B
TestAmerica - Portland, OR

Analyte	Method	Result	MDL*	MRL	Units	Dil	Batch	Prepared	Analyzed	Notes
PPE0255-07 (GP27-GW)		Water			Sampled: 05/03/06 11:30					
Acetone	EPA 8260B	ND	----	25.0	ug/l	1x	6050403	05/09/06 08:52	05/09/06 17:54	
Benzene	"	ND	----	1.00	"	"	"	"	"	
Bromobenzene	"	ND	----	1.00	"	"	"	"	"	
Bromochloromethane	"	ND	----	1.00	"	"	"	"	"	
Bromodichloromethane	"	ND	----	1.00	"	"	"	"	"	
Bromoform	"	ND	----	1.00	"	"	"	"	"	
Bromomethane	"	ND	----	5.00	"	"	"	"	"	
2-Butanone (MEK)	"	ND	----	10.0	"	"	"	"	"	
n-Butylbenzene	"	ND	----	5.00	"	"	"	"	"	
sec-Butylbenzene	"	ND	----	1.00	"	"	"	"	"	
tert-Butylbenzene	"	ND	----	1.00	"	"	"	"	"	
Carbon disulfide	"	ND	----	10.0	"	"	"	"	"	
Carbon tetrachloride	"	ND	----	1.00	"	"	"	"	"	
Chlorobenzene	"	ND	----	1.00	"	"	"	"	"	
Chloroethane	"	ND	----	1.00	"	"	"	"	"	
Chloroform	"	ND	----	1.00	"	"	"	"	"	
Chloromethane	"	ND	----	5.00	"	"	"	"	"	
2-Chlorotoluene	"	ND	----	1.00	"	"	"	"	"	
4-Chlorotoluene	"	ND	----	1.00	"	"	"	"	"	
1,2-Dibromo-3-chloropropane	"	ND	----	5.00	"	"	"	"	"	
Dibromochloromethane	"	ND	----	1.00	"	"	"	"	"	
1,2-Dibromoethane	"	ND	----	1.00	"	"	"	"	"	
Dibromomethane	"	ND	----	1.00	"	"	"	"	"	
1,2-Dichlorobenzene	"	ND	----	1.00	"	"	"	"	"	
1,3-Dichlorobenzene	"	ND	----	1.00	"	"	"	"	"	
1,4-Dichlorobenzene	"	ND	----	1.00	"	"	"	"	"	
Dichlorodifluoromethane	"	ND	----	5.00	"	"	"	"	"	
1,1-Dichloroethane	"	ND	----	1.00	"	"	"	"	"	
1,2-Dichloroethane	"	ND	----	1.00	"	"	"	"	"	
1,1-Dichloroethene	"	ND	----	1.00	"	"	"	"	"	
cis-1,2-Dichloroethene	"	ND	----	1.00	"	"	"	"	"	
trans-1,2-Dichloroethene	"	ND	----	1.00	"	"	"	"	"	
1,2-Dichloropropane	"	ND	----	1.00	"	"	"	"	"	
1,3-Dichloropropane	"	ND	----	1.00	"	"	"	"	"	
2,2-Dichloropropane	"	ND	----	1.00	"	"	"	"	"	
1,1-Dichloropropene	"	ND	----	1.00	"	"	"	"	"	
cis-1,3-Dichloropropene	"	ND	----	1.00	"	"	"	"	"	
trans-1,3-Dichloropropene	"	ND	----	1.00	"	"	"	"	"	

TestAmerica - Portland, OR

The results in this report apply to the samples analyzed in accordance with the chain of custody document. This analytical report must be reproduced in its entirety.

Sarah Rockwell

Sarah Rockwell, Project Manager



SLR-Portland	Project Name: Jeld Wen- Nord Door	Report Created:
1800 Blankenship Road Suite 440	Project Number: 008.0228.00013	05/25/06 18:22
West Linn, OR 97068	Project Manager: R. Scott Miller	

Volatile Organic Compounds per EPA Method 8260B
TestAmerica - Portland, OR

Analyte	Method	Result	MDL*	MRL	Units	Dil	Batch	Prepared	Analyzed	Notes
PPE0255-07 (GP27-GW)		Water				Sampled: 05/03/06 11:30				
Ethylbenzene	EPA 8260B	ND	----	1.00	ug/l	1x	6050403	05/09/06 08:52	05/09/06 17:54	
Hexachlorobutadiene	"	ND	----	4.00	"	"	"	"	"	"
2-Hexanone	"	ND	----	10.0	"	"	"	"	"	"
Isopropylbenzene	"	ND	----	2.00	"	"	"	"	"	"
p-Isopropyltoluene	"	ND	----	2.00	"	"	"	"	"	"
4-Methyl-2-pentanone	"	ND	----	5.00	"	"	"	"	"	"
Methyl tert-butyl ether	"	ND	----	1.00	"	"	"	"	"	"
Methylene chloride	"	ND	----	5.00	"	"	"	"	"	"
Naphthalene	"	ND	----	2.00	"	"	"	"	"	"
n-Propylbenzene	"	ND	----	1.00	"	"	"	"	"	"
Styrene	"	ND	----	1.00	"	"	"	"	"	"
1,1,1,2-Tetrachloroethane	"	ND	----	1.00	"	"	"	"	"	"
1,1,2,2-Tetrachloroethane	"	ND	----	1.00	"	"	"	"	"	"
Tetrachloroethene	"	ND	----	1.00	"	"	"	"	"	"
Toluene	"	ND	----	1.00	"	"	"	"	"	"
1,2,3-Trichlorobenzene	"	ND	----	1.00	"	"	"	"	"	"
1,2,4-Trichlorobenzene	"	ND	----	1.00	"	"	"	"	"	"
1,1,1-Trichloroethane	"	ND	----	1.00	"	"	"	"	"	"
1,1,2-Trichloroethane	"	ND	----	1.00	"	"	"	"	"	"
Trichloroethene	"	ND	----	1.00	"	"	"	"	"	"
Trichlorofluoromethane	"	ND	----	1.00	"	"	"	"	"	"
1,2,3-Trichloropropane	"	ND	----	1.00	"	"	"	"	"	"
1,2,4-Trimethylbenzene	"	ND	----	1.00	"	"	"	"	"	"
1,3,5-Trimethylbenzene	"	ND	----	1.00	"	"	"	"	"	"
Vinyl chloride	"	ND	----	1.00	"	"	"	"	"	"
o-Xylene	"	ND	----	1.00	"	"	"	"	"	"
m,p-Xylene	"	ND	----	2.00	"	"	"	"	"	"
<i>Surrogate(s): 4-BFB</i>				<i>84.0%</i>		<i>80 - 120 %</i>	<i>"</i>			<i>"</i>
<i>1,2-DCA-d4</i>				<i>112%</i>		<i>80 - 120 %</i>	<i>"</i>			<i>"</i>
<i>Dibromofluoromethane</i>				<i>112%</i>		<i>80 - 120 %</i>	<i>"</i>			<i>"</i>
<i>Toluene-d8</i>				<i>96.0%</i>		<i>80 - 120 %</i>	<i>"</i>			<i>"</i>

Sarah Rockwell

Sarah Rockwell, Project Manager



SLR-Portland	Project Name: Jeld Wen- Nord Door	Report Created:
1800 Blankenship Road Suite 440	Project Number: 008.0228.00013	05/25/06 18:22
West Linn, OR 97068	Project Manager: R. Scott Miller	

Volatile Organic Compounds per EPA Method 8260B
TestAmerica - Portland, OR

Analyte	Method	Result	MDL*	MRL	Units	Dil	Batch	Prepared	Analyzed	Notes
PPE0255-17 (GP34-8)		Soil			Sampled: 05/03/06 14:45					
Acetone	EPA 8260B	ND	----	2810	ug/kg dry	1x	6050659	05/15/06 09:15	05/16/06 09:35	
Benzene	"	ND	----	22.5	"	"	"	"	"	
Bromobenzene	"	ND	----	113	"	"	"	"	"	
Bromochloromethane	"	ND	----	113	"	"	"	"	"	
Bromodichloromethane	"	ND	----	113	"	"	"	"	"	
Bromoform	"	ND	----	113	"	"	"	"	"	
Bromomethane	"	ND	----	563	"	"	"	"	"	
2-Butanone (MEK)	"	ND	----	1130	"	"	"	"	"	
n-Butylbenzene	"	ND	----	563	"	"	"	"	"	
sec-Butylbenzene	"	ND	----	113	"	"	"	"	"	
tert-Butylbenzene	"	ND	----	113	"	"	"	"	"	
Carbon disulfide	"	ND	----	1130	"	"	"	"	"	
Carbon tetrachloride	"	ND	----	113	"	"	"	"	"	
Chlorobenzene	"	ND	----	113	"	"	"	"	"	
Chloroethane	"	ND	----	113	"	"	"	"	"	
Chloroform	"	ND	----	113	"	"	"	"	"	
Chloromethane	"	ND	----	563	"	"	"	"	"	
2-Chlorotoluene	"	ND	----	113	"	"	"	"	"	
4-Chlorotoluene	"	ND	----	113	"	"	"	"	"	
1,2-Dibromo-3-chloropropane	"	ND	----	563	"	"	"	"	"	
Dibromochloromethane	"	ND	----	113	"	"	"	"	"	
1,2-Dibromoethane	"	ND	----	113	"	"	"	"	"	
Dibromomethane	"	ND	----	113	"	"	"	"	"	
1,2-Dichlorobenzene	"	ND	----	113	"	"	"	"	"	
1,3-Dichlorobenzene	"	ND	----	113	"	"	"	"	"	
1,4-Dichlorobenzene	"	ND	----	113	"	"	"	"	"	
Dichlorodifluoromethane	"	ND	----	563	"	"	"	"	"	
1,1-Dichloroethane	"	ND	----	113	"	"	"	"	"	
1,2-Dichloroethane	"	ND	----	113	"	"	"	"	"	
1,1-Dichloroethene	"	ND	----	113	"	"	"	"	"	
cis-1,2-Dichloroethene	"	ND	----	113	"	"	"	"	"	
trans-1,2-Dichloroethene	"	ND	----	113	"	"	"	"	"	
1,2-Dichloropropane	"	ND	----	113	"	"	"	"	"	
1,3-Dichloropropane	"	ND	----	113	"	"	"	"	"	
2,2-Dichloropropane	"	ND	----	113	"	"	"	"	"	
1,1-Dichloropropene	"	ND	----	113	"	"	"	"	"	
cis-1,3-Dichloropropene	"	ND	----	113	"	"	"	"	"	
trans-1,3-Dichloropropene	"	ND	----	113	"	"	"	"	"	

TestAmerica - Portland, OR

The results in this report apply to the samples analyzed in accordance with the chain of custody document. This analytical report must be reproduced in its entirety.

Sarah Rockwell

Sarah Rockwell, Project Manager



SLR-Portland	Project Name: Jeld Wen- Nord Door	Report Created:
1800 Blankenship Road Suite 440	Project Number: 008.0228.00013	05/25/06 18:22
West Linn, OR 97068	Project Manager: R. Scott Miller	

Volatile Organic Compounds per EPA Method 8260B
 TestAmerica - Portland, OR

Analyte	Method	Result	MDL*	MRL	Units	Dil	Batch	Prepared	Analyzed	Notes
---------	--------	--------	------	-----	-------	-----	-------	----------	----------	-------

PPE0255-17 (GP34-8)		Soil		Sampled: 05/03/06 14:45						
Ethylbenzene	EPA 8260B	ND	----	113	ug/kg dry	1x	6050659	05/15/06 09:15	05/16/06 09:35	
Hexachlorobutadiene	"	ND	----	450	"	"	"	"	"	"
2-Hexanone	"	ND	----	1130	"	"	"	"	"	"
Isopropylbenzene	"	ND	----	225	"	"	"	"	"	"
p-Isopropyltoluene	"	ND	----	225	"	"	"	"	"	"
4-Methyl-2-pentanone	"	ND	----	563	"	"	"	"	"	"
Methyl tert-butyl ether	"	ND	----	113	"	"	"	"	"	"
Methylene chloride	"	ND	----	563	"	"	"	"	"	"
Naphthalene	"	ND	----	225	"	"	"	"	"	"
n-Propylbenzene	"	ND	----	113	"	"	"	"	"	"
Styrene	"	ND	----	113	"	"	"	"	"	"
1,1,1,2-Tetrachloroethane	"	ND	----	113	"	"	"	"	"	"
1,1,2,2-Tetrachloroethane	"	ND	----	113	"	"	"	"	"	"
Tetrachloroethene	"	ND	----	113	"	"	"	"	"	"
Toluene	"	ND	----	113	"	"	"	"	"	"
1,2,3-Trichlorobenzene	"	ND	----	113	"	"	"	"	"	"
1,2,4-Trichlorobenzene	"	ND	----	113	"	"	"	"	"	"
1,1,1-Trichloroethane	"	ND	----	113	"	"	"	"	"	"
1,1,2-Trichloroethane	"	ND	----	113	"	"	"	"	"	"
Trichloroethene	"	ND	----	113	"	"	"	"	"	"
Trichlorofluoromethane	"	ND	----	113	"	"	"	"	"	"
1,2,3-Trichloropropane	"	ND	----	113	"	"	"	"	"	"
1,2,4-Trimethylbenzene	"	ND	----	113	"	"	"	"	"	"
1,3,5-Trimethylbenzene	"	ND	----	113	"	"	"	"	"	"
Vinyl chloride	"	ND	----	113	"	"	"	"	"	"
o-Xylene	"	ND	----	113	"	"	"	"	"	"
m,p-Xylene	"	ND	----	225	"	"	"	"	"	"

Surrogate(s):	4-BFB	98.2%	75 - 125 %	0.01x	"
	1,2-DCA-d4	98.7%	75 - 125 %	"	"
	Dibromofluoromethane	96.4%	75 - 125 %	"	"
	Toluene-d8	101%	75 - 125 %	"	"

Sarah Rockwell

Sarah Rockwell, Project Manager



SLR-Portland	Project Name: Jeld Wen- Nord Door	Report Created:
1800 Blankenship Road Suite 440	Project Number: 008.0228.00013	05/25/06 18:22
West Linn, OR 97068	Project Manager: R. Scott Miller	

Volatile Organic Compounds per EPA Method 8260B
TestAmerica - Portland, OR

Analyte	Method	Result	MDL*	MRL	Units	Dil	Batch	Prepared	Analyzed	Notes
PPE0255-20 (GP31-GW)		Water			Sampled: 05/03/06 13:10					
Acetone	EPA 8260B	ND	----	25.0	ug/l	1x	6050403	05/09/06 08:52	05/09/06 18:23	
Benzene	"	ND	----	1.00	"	"	"	"	"	
Bromobenzene	"	ND	----	1.00	"	"	"	"	"	
Bromochloromethane	"	ND	----	1.00	"	"	"	"	"	
Bromodichloromethane	"	ND	----	1.00	"	"	"	"	"	
Bromoform	"	ND	----	1.00	"	"	"	"	"	
Bromomethane	"	ND	----	5.00	"	"	"	"	"	
2-Butanone (MEK)	"	ND	----	10.0	"	"	"	"	"	
n-Butylbenzene	"	ND	----	5.00	"	"	"	"	"	
sec-Butylbenzene	"	ND	----	1.00	"	"	"	"	"	
tert-Butylbenzene	"	ND	----	1.00	"	"	"	"	"	
Carbon disulfide	"	ND	----	10.0	"	"	"	"	"	
Carbon tetrachloride	"	ND	----	1.00	"	"	"	"	"	
Chlorobenzene	"	ND	----	1.00	"	"	"	"	"	
Chloroethane	"	ND	----	1.00	"	"	"	"	"	
Chloroform	"	ND	----	1.00	"	"	"	"	"	
Chloromethane	"	ND	----	5.00	"	"	"	"	"	
2-Chlorotoluene	"	ND	----	1.00	"	"	"	"	"	
4-Chlorotoluene	"	ND	----	1.00	"	"	"	"	"	
1,2-Dibromo-3-chloropropane	"	ND	----	5.00	"	"	"	"	"	
Dibromochloromethane	"	ND	----	1.00	"	"	"	"	"	
1,2-Dibromoethane	"	ND	----	1.00	"	"	"	"	"	
Dibromomethane	"	ND	----	1.00	"	"	"	"	"	
1,2-Dichlorobenzene	"	ND	----	1.00	"	"	"	"	"	
1,3-Dichlorobenzene	"	ND	----	1.00	"	"	"	"	"	
1,4-Dichlorobenzene	"	ND	----	1.00	"	"	"	"	"	
Dichlorodifluoromethane	"	ND	----	5.00	"	"	"	"	"	
1,1-Dichloroethane	"	ND	----	1.00	"	"	"	"	"	
1,2-Dichloroethane	"	ND	----	1.00	"	"	"	"	"	
1,1-Dichloroethene	"	ND	----	1.00	"	"	"	"	"	
cis-1,2-Dichloroethene	"	ND	----	1.00	"	"	"	"	"	
trans-1,2-Dichloroethene	"	ND	----	1.00	"	"	"	"	"	
1,2-Dichloropropane	"	ND	----	1.00	"	"	"	"	"	
1,3-Dichloropropane	"	ND	----	1.00	"	"	"	"	"	
2,2-Dichloropropane	"	ND	----	1.00	"	"	"	"	"	
1,1-Dichloropropene	"	ND	----	1.00	"	"	"	"	"	
cis-1,3-Dichloropropene	"	ND	----	1.00	"	"	"	"	"	
trans-1,3-Dichloropropene	"	ND	----	1.00	"	"	"	"	"	

TestAmerica - Portland, OR

The results in this report apply to the samples analyzed in accordance with the chain of custody document. This analytical report must be reproduced in its entirety.

Sarah Rockwell

Sarah Rockwell, Project Manager



SLR-Portland	Project Name: Jeld Wen- Nord Door	Report Created:
1800 Blankenship Road Suite 440	Project Number: 008.0228.00013	05/25/06 18:22
West Linn, OR 97068	Project Manager: R. Scott Miller	

Volatile Organic Compounds per EPA Method 8260B
TestAmerica - Portland, OR

Analyte	Method	Result	MDL*	MRL	Units	Dil	Batch	Prepared	Analyzed	Notes
---------	--------	--------	------	-----	-------	-----	-------	----------	----------	-------

PPE0255-20 (GP31-GW)		Water			Sampled: 05/03/06 13:10					
Ethylbenzene	EPA 8260B	ND	----	1.00	ug/l	1x	6050403	05/09/06 08:52	05/09/06 18:23	
Hexachlorobutadiene	"	ND	----	4.00	"	"	"	"	"	
2-Hexanone	"	ND	----	10.0	"	"	"	"	"	
Isopropylbenzene	"	ND	----	2.00	"	"	"	"	"	
p-Isopropyltoluene	"	ND	----	2.00	"	"	"	"	"	
4-Methyl-2-pentanone	"	ND	----	5.00	"	"	"	"	"	
Methyl tert-butyl ether	"	ND	----	1.00	"	"	"	"	"	
Methylene chloride	"	ND	----	5.00	"	"	"	"	"	
Naphthalene	"	ND	----	2.00	"	"	"	"	"	
n-Propylbenzene	"	ND	----	1.00	"	"	"	"	"	
Styrene	"	ND	----	1.00	"	"	"	"	"	
1,1,1,2-Tetrachloroethane	"	ND	----	1.00	"	"	"	"	"	
1,1,2,2-Tetrachloroethane	"	ND	----	1.00	"	"	"	"	"	
Tetrachloroethene	"	ND	----	1.00	"	"	"	"	"	
Toluene	"	ND	----	1.00	"	"	"	"	"	
1,2,3-Trichlorobenzene	"	ND	----	1.00	"	"	"	"	"	
1,2,4-Trichlorobenzene	"	ND	----	1.00	"	"	"	"	"	
1,1,1-Trichloroethane	"	ND	----	1.00	"	"	"	"	"	
1,1,2-Trichloroethane	"	ND	----	1.00	"	"	"	"	"	
Trichloroethene	"	ND	----	1.00	"	"	"	"	"	
Trichlorofluoromethane	"	ND	----	1.00	"	"	"	"	"	
1,2,3-Trichloropropane	"	ND	----	1.00	"	"	"	"	"	
1,2,4-Trimethylbenzene	"	ND	----	1.00	"	"	"	"	"	
1,3,5-Trimethylbenzene	"	ND	----	1.00	"	"	"	"	"	
Vinyl chloride	"	ND	----	1.00	"	"	"	"	"	
o-Xylene	"	ND	----	1.00	"	"	"	"	"	
m,p-Xylene	"	ND	----	2.00	"	"	"	"	"	

Surrogate(s):	4-BFB	88.0%	80 - 120 %	"	"
	1,2-DCA-d4	110%	80 - 120 %	"	"
	Dibromofluoromethane	114%	80 - 120 %	"	"
	Toluene-d8	104%	80 - 120 %	"	"

Sarah Rockwell

Sarah Rockwell, Project Manager



SLR-Portland	Project Name: Jeld Wen- Nord Door	Report Created:
1800 Blankenship Road Suite 440	Project Number: 008.0228.00013	05/25/06 18:22
West Linn, OR 97068	Project Manager: R. Scott Miller	

Volatile Organic Compounds per EPA Method 8260B
TestAmerica - Portland, OR

Analyte	Method	Result	MDL*	MRL	Units	Dil	Batch	Prepared	Analyzed	Notes
PPE0255-23 (GP24-GW)		Water			Sampled: 05/03/06 15:20					
Acetone	EPA 8260B	ND	----	25.0	ug/l	1x	6050403	05/09/06 08:52	05/09/06 18:52	
Benzene	"	ND	----	1.00	"	"	"	"	"	
Bromobenzene	"	ND	----	1.00	"	"	"	"	"	
Bromochloromethane	"	ND	----	1.00	"	"	"	"	"	
Bromodichloromethane	"	ND	----	1.00	"	"	"	"	"	
Bromoform	"	ND	----	1.00	"	"	"	"	"	
Bromomethane	"	ND	----	5.00	"	"	"	"	"	
2-Butanone (MEK)	"	ND	----	10.0	"	"	"	"	"	
n-Butylbenzene	"	ND	----	5.00	"	"	"	"	"	
sec-Butylbenzene	"	ND	----	1.00	"	"	"	"	"	
tert-Butylbenzene	"	ND	----	1.00	"	"	"	"	"	
Carbon disulfide	"	ND	----	10.0	"	"	"	"	"	
Carbon tetrachloride	"	ND	----	1.00	"	"	"	"	"	
Chlorobenzene	"	ND	----	1.00	"	"	"	"	"	
Chloroethane	"	ND	----	1.00	"	"	"	"	"	
Chloroform	"	ND	----	1.00	"	"	"	"	"	
Chloromethane	"	ND	----	5.00	"	"	"	"	"	
2-Chlorotoluene	"	ND	----	1.00	"	"	"	"	"	
4-Chlorotoluene	"	ND	----	1.00	"	"	"	"	"	
1,2-Dibromo-3-chloropropane	"	ND	----	5.00	"	"	"	"	"	
Dibromochloromethane	"	ND	----	1.00	"	"	"	"	"	
1,2-Dibromoethane	"	ND	----	1.00	"	"	"	"	"	
Dibromomethane	"	ND	----	1.00	"	"	"	"	"	
1,2-Dichlorobenzene	"	ND	----	1.00	"	"	"	"	"	
1,3-Dichlorobenzene	"	ND	----	1.00	"	"	"	"	"	
1,4-Dichlorobenzene	"	ND	----	1.00	"	"	"	"	"	
Dichlorodifluoromethane	"	ND	----	5.00	"	"	"	"	"	
1,1-Dichloroethane	"	ND	----	1.00	"	"	"	"	"	
1,2-Dichloroethane	"	ND	----	1.00	"	"	"	"	"	
1,1-Dichloroethene	"	ND	----	1.00	"	"	"	"	"	
cis-1,2-Dichloroethene	"	ND	----	1.00	"	"	"	"	"	
trans-1,2-Dichloroethene	"	ND	----	1.00	"	"	"	"	"	
1,2-Dichloropropane	"	ND	----	1.00	"	"	"	"	"	
1,3-Dichloropropane	"	ND	----	1.00	"	"	"	"	"	
2,2-Dichloropropane	"	ND	----	1.00	"	"	"	"	"	
1,1-Dichloropropene	"	ND	----	1.00	"	"	"	"	"	
cis-1,3-Dichloropropene	"	ND	----	1.00	"	"	"	"	"	
trans-1,3-Dichloropropene	"	ND	----	1.00	"	"	"	"	"	

TestAmerica - Portland, OR

The results in this report apply to the samples analyzed in accordance with the chain of custody document. This analytical report must be reproduced in its entirety.

Sarah Rockwell

Sarah Rockwell, Project Manager



SLR-Portland	Project Name: Jeld Wen- Nord Door	
1800 Blankenship Road Suite 440	Project Number: 008.0228.00013	Report Created:
West Linn, OR 97068	Project Manager: R. Scott Miller	05/25/06 18:22

Volatile Organic Compounds per EPA Method 8260B
 TestAmerica - Portland, OR

Analyte	Method	Result	MDL*	MRL	Units	Dil	Batch	Prepared	Analyzed	Notes
PPE0255-23 (GP24-GW)		Water				Sampled: 05/03/06 15:20				
Ethylbenzene	EPA 8260B	ND	----	1.00	ug/l	1x	6050403	05/09/06 08:52	05/09/06 18:52	
Hexachlorobutadiene	"	ND	----	4.00	"	"	"	"	"	"
2-Hexanone	"	ND	----	10.0	"	"	"	"	"	"
Isopropylbenzene	"	ND	----	2.00	"	"	"	"	"	"
p-Isopropyltoluene	"	ND	----	2.00	"	"	"	"	"	"
4-Methyl-2-pentanone	"	ND	----	5.00	"	"	"	"	"	"
Methyl tert-butyl ether	"	ND	----	1.00	"	"	"	"	"	"
Methylene chloride	"	ND	----	5.00	"	"	"	"	"	"
Naphthalene	"	ND	----	2.00	"	"	"	"	"	"
n-Propylbenzene	"	ND	----	1.00	"	"	"	"	"	"
Styrene	"	ND	----	1.00	"	"	"	"	"	"
1,1,1,2-Tetrachloroethane	"	ND	----	1.00	"	"	"	"	"	"
1,1,2,2-Tetrachloroethane	"	ND	----	1.00	"	"	"	"	"	"
Tetrachloroethene	"	ND	----	1.00	"	"	"	"	"	"
Toluene	"	ND	----	1.00	"	"	"	"	"	"
1,2,3-Trichlorobenzene	"	ND	----	1.00	"	"	"	"	"	"
1,2,4-Trichlorobenzene	"	ND	----	1.00	"	"	"	"	"	"
1,1,1-Trichloroethane	"	ND	----	1.00	"	"	"	"	"	"
1,1,2-Trichloroethane	"	ND	----	1.00	"	"	"	"	"	"
Trichloroethene	"	ND	----	1.00	"	"	"	"	"	"
Trichlorofluoromethane	"	ND	----	1.00	"	"	"	"	"	"
1,2,3-Trichloropropane	"	ND	----	1.00	"	"	"	"	"	"
1,2,4-Trimethylbenzene	"	ND	----	1.00	"	"	"	"	"	"
1,3,5-Trimethylbenzene	"	ND	----	1.00	"	"	"	"	"	"
Vinyl chloride	"	ND	----	1.00	"	"	"	"	"	"
o-Xylene	"	ND	----	1.00	"	"	"	"	"	"
m,p-Xylene	"	ND	----	2.00	"	"	"	"	"	"
<i>Surrogate(s): 4-BFB</i>				<i>90.5%</i>		<i>80 - 120 %</i>	<i>"</i>			<i>"</i>
<i>1,2-DCA-d4</i>				<i>110%</i>		<i>80 - 120 %</i>	<i>"</i>			<i>"</i>
<i>Dibromofluoromethane</i>				<i>108%</i>		<i>80 - 120 %</i>	<i>"</i>			<i>"</i>
<i>Toluene-d8</i>				<i>99.0%</i>		<i>80 - 120 %</i>	<i>"</i>			<i>"</i>

Sarah Rockwell

Sarah Rockwell, Project Manager



SLR-Portland	Project Name: Jeld Wen- Nord Door	Report Created:
1800 Blankenship Road Suite 440	Project Number: 008.0228.00013	05/25/06 18:22
West Linn, OR 97068	Project Manager: R. Scott Miller	

Volatile Organic Compounds per EPA Method 8260B
TestAmerica - Portland, OR

Analyte	Method	Result	MDL*	MRL	Units	Dil	Batch	Prepared	Analyzed	Notes
PPE0255-24 (GP36-GW)		Water			Sampled: 05/03/06 15:50					
Acetone	EPA 8260B	ND	----	25.0	ug/l	1x	6050403	05/09/06 08:52	05/09/06 19:20	
Benzene	"	ND	----	1.00	"	"	"	"	"	
Bromobenzene	"	ND	----	1.00	"	"	"	"	"	
Bromochloromethane	"	ND	----	1.00	"	"	"	"	"	
Bromodichloromethane	"	ND	----	1.00	"	"	"	"	"	
Bromoform	"	ND	----	1.00	"	"	"	"	"	
Bromomethane	"	ND	----	5.00	"	"	"	"	"	
2-Butanone (MEK)	"	ND	----	10.0	"	"	"	"	"	
n-Butylbenzene	"	ND	----	5.00	"	"	"	"	"	
sec-Butylbenzene	"	ND	----	1.00	"	"	"	"	"	
tert-Butylbenzene	"	ND	----	1.00	"	"	"	"	"	
Carbon disulfide	"	ND	----	10.0	"	"	"	"	"	
Carbon tetrachloride	"	ND	----	1.00	"	"	"	"	"	
Chlorobenzene	"	ND	----	1.00	"	"	"	"	"	
Chloroethane	"	ND	----	1.00	"	"	"	"	"	
Chloroform	"	ND	----	1.00	"	"	"	"	"	
Chloromethane	"	ND	----	5.00	"	"	"	"	"	
2-Chlorotoluene	"	ND	----	1.00	"	"	"	"	"	
4-Chlorotoluene	"	ND	----	1.00	"	"	"	"	"	
1,2-Dibromo-3-chloropropane	"	ND	----	5.00	"	"	"	"	"	
Dibromochloromethane	"	ND	----	1.00	"	"	"	"	"	
1,2-Dibromoethane	"	ND	----	1.00	"	"	"	"	"	
Dibromomethane	"	ND	----	1.00	"	"	"	"	"	
1,2-Dichlorobenzene	"	ND	----	1.00	"	"	"	"	"	
1,3-Dichlorobenzene	"	ND	----	1.00	"	"	"	"	"	
1,4-Dichlorobenzene	"	ND	----	1.00	"	"	"	"	"	
Dichlorodifluoromethane	"	ND	----	5.00	"	"	"	"	"	
1,1-Dichloroethane	"	ND	----	1.00	"	"	"	"	"	
1,2-Dichloroethane	"	ND	----	1.00	"	"	"	"	"	
1,1-Dichloroethene	"	ND	----	1.00	"	"	"	"	"	
cis-1,2-Dichloroethene	"	ND	----	1.00	"	"	"	"	"	
trans-1,2-Dichloroethene	"	ND	----	1.00	"	"	"	"	"	
1,2-Dichloropropane	"	ND	----	1.00	"	"	"	"	"	
1,3-Dichloropropane	"	ND	----	1.00	"	"	"	"	"	
2,2-Dichloropropane	"	ND	----	1.00	"	"	"	"	"	
1,1-Dichloropropene	"	ND	----	1.00	"	"	"	"	"	
cis-1,3-Dichloropropene	"	ND	----	1.00	"	"	"	"	"	
trans-1,3-Dichloropropene	"	ND	----	1.00	"	"	"	"	"	

TestAmerica - Portland, OR

The results in this report apply to the samples analyzed in accordance with the chain of custody document. This analytical report must be reproduced in its entirety.

Sarah Rockwell

Sarah Rockwell, Project Manager



SLR-Portland	Project Name: Jeld Wen- Nord Door	Report Created:
1800 Blankenship Road Suite 440	Project Number: 008.0228.00013	05/25/06 18:22
West Linn, OR 97068	Project Manager: R. Scott Miller	

Volatile Organic Compounds per EPA Method 8260B
TestAmerica - Portland, OR

Analyte	Method	Result	MDL*	MRL	Units	Dil	Batch	Prepared	Analyzed	Notes
PPE0255-24 (GP36-GW)		Water								
		Sampled: 05/03/06 15:50								
Ethylbenzene	EPA 8260B	ND	----	1.00	ug/l	1x	6050403	05/09/06 08:52	05/09/06 19:20	
Hexachlorobutadiene	"	ND	----	4.00	"	"	"	"	"	
2-Hexanone	"	ND	----	10.0	"	"	"	"	"	
Isopropylbenzene	"	ND	----	2.00	"	"	"	"	"	
p-Isopropyltoluene	"	ND	----	2.00	"	"	"	"	"	
4-Methyl-2-pentanone	"	ND	----	5.00	"	"	"	"	"	
Methyl tert-butyl ether	"	ND	----	1.00	"	"	"	"	"	
Methylene chloride	"	ND	----	5.00	"	"	"	"	"	
Naphthalene	"	ND	----	2.00	"	"	"	"	"	
n-Propylbenzene	"	ND	----	1.00	"	"	"	"	"	
Styrene	"	ND	----	1.00	"	"	"	"	"	
1,1,1,2-Tetrachloroethane	"	ND	----	1.00	"	"	"	"	"	
1,1,2,2-Tetrachloroethane	"	ND	----	1.00	"	"	"	"	"	
Tetrachloroethene	"	ND	----	1.00	"	"	"	"	"	
Toluene	"	ND	----	1.00	"	"	"	"	"	
1,2,3-Trichlorobenzene	"	ND	----	1.00	"	"	"	"	"	
1,2,4-Trichlorobenzene	"	ND	----	1.00	"	"	"	"	"	
1,1,1-Trichloroethane	"	ND	----	1.00	"	"	"	"	"	
1,1,2-Trichloroethane	"	ND	----	1.00	"	"	"	"	"	
Trichloroethene	"	ND	----	1.00	"	"	"	"	"	
Trichlorofluoromethane	"	ND	----	1.00	"	"	"	"	"	
1,2,3-Trichloropropane	"	ND	----	1.00	"	"	"	"	"	
1,2,4-Trimethylbenzene	"	ND	----	1.00	"	"	"	"	"	
1,3,5-Trimethylbenzene	"	ND	----	1.00	"	"	"	"	"	
Vinyl chloride	"	ND	----	1.00	"	"	"	"	"	
o-Xylene	"	ND	----	1.00	"	"	"	"	"	
m,p-Xylene	"	ND	----	2.00	"	"	"	"	"	
<i>Surrogate(s): 4-BFB</i>			88.5%			80 - 120 %	"			"
<i>1,2-DCA-d4</i>			112%			80 - 120 %	"			"
<i>Dibromofluoromethane</i>			111%			80 - 120 %	"			"
<i>Toluene-d8</i>			97.5%			80 - 120 %	"			"

Sarah Rockwell

Sarah Rockwell, Project Manager



SLR-Portland	Project Name: Jeld Wen- Nord Door	Report Created:
1800 Blankenship Road Suite 440	Project Number: 008.0228.00013	05/25/06 18:22
West Linn, OR 97068	Project Manager: R. Scott Miller	

Volatile Organic Compounds per EPA Method 8260B
TestAmerica - Portland, OR

Analyte	Method	Result	MDL*	MRL	Units	Dil	Batch	Prepared	Analyzed	Notes
PPE0255-25 (GP34-GW)		Water			Sampled: 05/03/06 16:30					
Acetone	EPA 8260B	ND	----	25.0	ug/l	1x	6050403	05/09/06 08:52	05/09/06 19:49	
Benzene	"	ND	----	1.00	"	"	"	"	"	
Bromobenzene	"	ND	----	1.00	"	"	"	"	"	
Bromochloromethane	"	ND	----	1.00	"	"	"	"	"	
Bromodichloromethane	"	ND	----	1.00	"	"	"	"	"	
Bromoform	"	ND	----	1.00	"	"	"	"	"	
Bromomethane	"	ND	----	5.00	"	"	"	"	"	
2-Butanone (MEK)	"	ND	----	10.0	"	"	"	"	"	
n-Butylbenzene	"	ND	----	5.00	"	"	"	"	"	
sec-Butylbenzene	"	ND	----	1.00	"	"	"	"	"	
tert-Butylbenzene	"	ND	----	1.00	"	"	"	"	"	
Carbon disulfide	"	ND	----	10.0	"	"	"	"	"	
Carbon tetrachloride	"	ND	----	1.00	"	"	"	"	"	
Chlorobenzene	"	ND	----	1.00	"	"	"	"	"	
Chloroethane	"	ND	----	1.00	"	"	"	"	"	
Chloroform	"	ND	----	1.00	"	"	"	"	"	
Chloromethane	"	ND	----	5.00	"	"	"	"	"	
2-Chlorotoluene	"	ND	----	1.00	"	"	"	"	"	
4-Chlorotoluene	"	ND	----	1.00	"	"	"	"	"	
1,2-Dibromo-3-chloropropane	"	ND	----	5.00	"	"	"	"	"	
Dibromochloromethane	"	ND	----	1.00	"	"	"	"	"	
1,2-Dibromoethane	"	ND	----	1.00	"	"	"	"	"	
Dibromomethane	"	ND	----	1.00	"	"	"	"	"	
1,2-Dichlorobenzene	"	ND	----	1.00	"	"	"	"	"	
1,3-Dichlorobenzene	"	ND	----	1.00	"	"	"	"	"	
1,4-Dichlorobenzene	"	ND	----	1.00	"	"	"	"	"	
Dichlorodifluoromethane	"	ND	----	5.00	"	"	"	"	"	
1,1-Dichloroethane	"	ND	----	1.00	"	"	"	"	"	
1,2-Dichloroethane	"	ND	----	1.00	"	"	"	"	"	
1,1-Dichloroethene	"	ND	----	1.00	"	"	"	"	"	
cis-1,2-Dichloroethene	"	ND	----	1.00	"	"	"	"	"	
trans-1,2-Dichloroethene	"	ND	----	1.00	"	"	"	"	"	
1,2-Dichloropropane	"	ND	----	1.00	"	"	"	"	"	
1,3-Dichloropropane	"	ND	----	1.00	"	"	"	"	"	
2,2-Dichloropropane	"	ND	----	1.00	"	"	"	"	"	
1,1-Dichloropropene	"	ND	----	1.00	"	"	"	"	"	
cis-1,3-Dichloropropene	"	ND	----	1.00	"	"	"	"	"	
trans-1,3-Dichloropropene	"	ND	----	1.00	"	"	"	"	"	

TestAmerica - Portland, OR

The results in this report apply to the samples analyzed in accordance with the chain of custody document. This analytical report must be reproduced in its entirety.

Sarah Rockwell

Sarah Rockwell, Project Manager



SLR-Portland	Project Name: Jeld Wen- Nord Door	Report Created:
1800 Blankenship Road Suite 440	Project Number: 008.0228.00013	05/25/06 18:22
West Linn, OR 97068	Project Manager: R. Scott Miller	

Volatile Organic Compounds per EPA Method 8260B
TestAmerica - Portland, OR

Analyte	Method	Result	MDL*	MRL	Units	Dil	Batch	Prepared	Analyzed	Notes
PPE0255-25 (GP34-GW)		Water				Sampled: 05/03/06 16:30				
Ethylbenzene	EPA 8260B	ND	----	1.00	ug/l	1x	6050403	05/09/06 08:52	05/09/06 19:49	
Hexachlorobutadiene	"	ND	----	4.00	"	"	"	"	"	
2-Hexanone	"	ND	----	10.0	"	"	"	"	"	
Isopropylbenzene	"	ND	----	2.00	"	"	"	"	"	
p-Isopropyltoluene	"	ND	----	2.00	"	"	"	"	"	
4-Methyl-2-pentanone	"	ND	----	5.00	"	"	"	"	"	
Methyl tert-butyl ether	"	ND	----	1.00	"	"	"	"	"	
Methylene chloride	"	ND	----	5.00	"	"	"	"	"	
Naphthalene	"	ND	----	2.00	"	"	"	"	"	
n-Propylbenzene	"	ND	----	1.00	"	"	"	"	"	
Styrene	"	ND	----	1.00	"	"	"	"	"	
1,1,1,2-Tetrachloroethane	"	ND	----	1.00	"	"	"	"	"	
1,1,2,2-Tetrachloroethane	"	ND	----	1.00	"	"	"	"	"	
Tetrachloroethene	"	ND	----	1.00	"	"	"	"	"	
Toluene	"	ND	----	1.00	"	"	"	"	"	
1,2,3-Trichlorobenzene	"	ND	----	1.00	"	"	"	"	"	
1,2,4-Trichlorobenzene	"	ND	----	1.00	"	"	"	"	"	
1,1,1-Trichloroethane	"	ND	----	1.00	"	"	"	"	"	
1,1,2-Trichloroethane	"	ND	----	1.00	"	"	"	"	"	
Trichloroethene	"	ND	----	1.00	"	"	"	"	"	
Trichlorofluoromethane	"	ND	----	1.00	"	"	"	"	"	
1,2,3-Trichloropropane	"	ND	----	1.00	"	"	"	"	"	
1,2,4-Trimethylbenzene	"	ND	----	1.00	"	"	"	"	"	
1,3,5-Trimethylbenzene	"	ND	----	1.00	"	"	"	"	"	
Vinyl chloride	"	ND	----	1.00	"	"	"	"	"	
o-Xylene	"	ND	----	1.00	"	"	"	"	"	
m,p-Xylene	"	ND	----	2.00	"	"	"	"	"	
<i>Surrogate(s): 4-BFB</i>				87.0%		80 - 120 %	"			"
<i>1,2-DCA-d4</i>				110%		80 - 120 %	"			"
<i>Dibromofluoromethane</i>				110%		80 - 120 %	"			"
<i>Toluene-d8</i>				96.0%		80 - 120 %	"			"

Sarah Rockwell

Sarah Rockwell, Project Manager



SLR-Portland	Project Name: Jeld Wen- Nord Door	Report Created:
1800 Blankenship Road Suite 440	Project Number: 008.0228.00013	05/25/06 18:22
West Linn, OR 97068	Project Manager: R. Scott Miller	

Semivolatile Organic Compounds per EPA Method 8270C
TestAmerica - Portland, OR

Analyte	Method	Result	MDL*	MRL	Units	Dil	Batch	Prepared	Analyzed	Notes
PPE0255-07 (GP27-GW)		Water			Sampled: 05/03/06 11:30					
Carbazole	EPA 8270C	ND	----	4.76	ug/l	1x	6050299	05/05/06 20:00	05/19/06 00:18	A-02
Acenaphthene	"	ND	----	4.76	"	"	"	"	"	A-02
Acenaphthylene	"	ND	----	4.76	"	"	"	"	"	A-02
Anthracene	"	ND	----	4.76	"	"	"	"	"	A-02
Benzo (a) anthracene	"	ND	----	4.76	"	"	"	"	"	A-02
Benzo (a) pyrene	"	ND	----	4.76	"	"	"	"	"	A-02
Benzo (b) fluoranthene	"	ND	----	4.76	"	"	"	"	"	A-02
Benzo (ghi) perylene	"	ND	----	4.76	"	"	"	"	"	A-02
Benzo (k) fluoranthene	"	ND	----	4.76	"	"	"	"	"	A-02
Benzoic Acid	"	ND	----	47.6	"	"	"	"	"	
Benzyl alcohol	"	ND	----	9.52	"	"	"	"	"	
4-Bromophenyl phenyl ether	"	ND	----	4.76	"	"	"	"	"	
Butyl benzyl phthalate	"	ND	----	4.76	"	"	"	"	"	
4-Chloro-3-methylphenol	"	ND	----	4.76	"	"	"	"	"	
4-Chloroaniline	"	ND	----	19.0	"	"	"	"	"	
Bis(2-chloroethoxy)methane	"	ND	----	9.52	"	"	"	"	"	
Bis(2-chloroethyl)ether	"	ND	----	4.76	"	"	"	"	"	
Bis(2-chloroisopropyl)ether	"	ND	----	9.52	"	"	"	"	"	
2-Chloronaphthalene	"	ND	----	4.76	"	"	"	"	"	
2-Chlorophenol	"	ND	----	4.76	"	"	"	"	"	
4-Chlorophenyl phenyl ether	"	ND	----	4.76	"	"	"	"	"	
Chrysene	"	ND	----	4.76	"	"	"	"	"	A-02
Di-n-butyl phthalate	"	ND	----	4.76	"	"	"	"	"	
Di-n-octyl phthalate	"	ND	----	4.76	"	"	"	"	"	
Dibenzo (a,h) anthracene	"	ND	----	4.76	"	"	"	"	"	A-02
Dibenzofuran	"	ND	----	4.76	"	"	"	"	"	A-02
1,2-Dichlorobenzene	"	ND	----	4.76	"	"	"	"	"	
1,3-Dichlorobenzene	"	ND	----	4.76	"	"	"	"	"	
1,4-Dichlorobenzene	"	ND	----	4.76	"	"	"	"	"	
3,3'-Dichlorobenzidine	"	ND	----	4.76	"	"	"	"	"	
2,4-Dichlorophenol	"	ND	----	4.76	"	"	"	"	"	
Diethyl phthalate	"	ND	----	4.76	"	"	"	"	"	
2,4-Dimethylphenol	"	ND	----	9.52	"	"	"	"	"	A-02
Dimethyl phthalate	"	ND	----	4.76	"	"	"	"	"	
4,6-Dinitro-2-methylphenol	"	ND	----	9.52	"	"	"	"	"	
2,4-Dinitrophenol	"	ND	----	23.8	"	"	"	"	"	
2,4-Dinitrotoluene	"	ND	----	4.76	"	"	"	"	"	
2,6-Dinitrotoluene	"	ND	----	4.76	"	"	"	"	"	

TestAmerica - Portland, OR

The results in this report apply to the samples analyzed in accordance with the chain of custody document. This analytical report must be reproduced in its entirety.

Sarah Rockwell

Sarah Rockwell, Project Manager



SLR-Portland	Project Name: Jeld Wen- Nord Door	Report Created:
1800 Blankenship Road Suite 440	Project Number: 008.0228.00013	05/25/06 18:22
West Linn, OR 97068	Project Manager: R. Scott Miller	

Semivolatile Organic Compounds per EPA Method 8270C
TestAmerica - Portland, OR

Analyte	Method	Result	MDL*	MRL	Units	Dil	Batch	Prepared	Analyzed	Notes
PPE0255-07 (GP27-GW)		Water			Sampled: 05/03/06 11:30					
Bis(2-ethylhexyl)phthalate	EPA 8270C	ND	----	9.52	ug/l	1x	6050299	05/05/06 20:00	05/19/06 00:18	
Fluoranthene	"	ND	----	4.76	"	"	"	"	"	A-02
Fluorene	"	ND	----	4.76	"	"	"	"	"	A-02
Hexachlorobenzene	"	ND	----	4.76	"	"	"	"	"	
Hexachlorobutadiene	"	ND	----	9.52	"	"	"	"	"	
Hexachlorocyclopentadiene	"	ND	----	9.52	"	"	"	"	"	
Hexachloroethane	"	ND	----	9.52	"	"	"	"	"	
Indeno (1,2,3-cd) pyrene	"	ND	----	4.76	"	"	"	"	"	A-02
Isophorone	"	ND	----	4.76	"	"	"	"	"	A-02
2-Methylnaphthalene	"	ND	----	4.76	"	"	"	"	"	A-02
2-Methylphenol	"	ND	----	9.52	"	"	"	"	"	A-02
3-,4-Methylphenol	"	ND	----	4.76	"	"	"	"	"	A-02
Naphthalene	"	ND	----	4.76	"	"	"	"	"	A-02
2-Nitroaniline	"	ND	----	4.76	"	"	"	"	"	
3-Nitroaniline	"	ND	----	9.52	"	"	"	"	"	
4-Nitroaniline	"	ND	----	9.52	"	"	"	"	"	
Nitrobenzene	"	ND	----	4.76	"	"	"	"	"	
2-Nitrophenol	"	ND	----	4.76	"	"	"	"	"	
4-Nitrophenol	"	ND	----	23.8	"	"	"	"	"	
N-Nitrosodi-n-propylamine	"	ND	----	9.52	"	"	"	"	"	
N-Nitrosodiphenylamine	"	ND	----	4.76	"	"	"	"	"	
Pentachlorophenol	"	ND	----	9.52	"	"	"	"	"	A-02
Phenanthrene	"	ND	----	4.76	"	"	"	"	"	A-02
Phenol	"	ND	----	4.76	"	"	"	"	"	A-02
Pyrene	"	ND	----	4.76	"	"	"	"	"	A-02
1,2,4-Trichlorobenzene	"	ND	----	4.76	"	"	"	"	"	
2,4,5-Trichlorophenol	"	ND	----	4.76	"	"	"	"	"	
2,4,6-Trichlorophenol	"	ND	----	4.76	"	"	"	"	"	
<i>Surrogate(s):</i>										
	2-Fluorobiphenyl		78.7%			28 - 118 %	"		"	
	2-Fluorophenol		83.9%			12 - 100 %	"		"	
	Nitrobenzene-d5		78.3%			37 - 124 %	"		"	
	Phenol-d6		83.9%			4 - 105 %	"		"	
	p-Terphenyl-d14		107%			44 - 140 %	"		"	
	2,4,6-Tribromophenol		102%			31 - 142 %	"		"	

Sarah Rockwell

Sarah Rockwell, Project Manager



SLR-Portland	Project Name: Jeld Wen- Nord Door	Report Created:
1800 Blankenship Road Suite 440	Project Number: 008.0228.00013	05/25/06 18:22
West Linn, OR 97068	Project Manager: R. Scott Miller	

Semivolatile Organic Compounds per EPA Method 8270C
TestAmerica - Portland, OR

Analyte	Method	Result	MDL*	MRL	Units	Dil	Batch	Prepared	Analyzed	Notes
PPE0255-23 (GP24-GW)		Water			Sampled: 05/03/06 15:20					
Carbazole	EPA 8270C	ND	----	4.72	ug/l	1x	6050299	05/05/06 20:00	05/20/06 00:01	A-02
Acenaphthene	"	ND	----	4.72	"	"	"	"	"	A-02
Acenaphthylene	"	ND	----	4.72	"	"	"	"	"	A-02
Anthracene	"	ND	----	4.72	"	"	"	"	"	A-02
Benzo (a) anthracene	"	ND	----	4.72	"	"	"	"	"	A-02
Benzo (a) pyrene	"	ND	----	4.72	"	"	"	"	"	A-02
Benzo (b) fluoranthene	"	ND	----	4.72	"	"	"	"	"	A-02
Benzo (ghi) perylene	"	ND	----	4.72	"	"	"	"	"	A-02
Benzo (k) fluoranthene	"	ND	----	4.72	"	"	"	"	"	A-02
Benzoic Acid	"	ND	----	47.2	"	"	"	"	"	
Benzyl alcohol	"	ND	----	9.43	"	"	"	"	"	
4-Bromophenyl phenyl ether	"	ND	----	4.72	"	"	"	"	"	
Butyl benzyl phthalate	"	ND	----	4.72	"	"	"	"	"	
4-Chloro-3-methylphenol	"	ND	----	4.72	"	"	"	"	"	
4-Chloroaniline	"	ND	----	18.9	"	"	"	"	"	
Bis(2-chloroethoxy)methane	"	ND	----	9.43	"	"	"	"	"	
Bis(2-chloroethyl)ether	"	ND	----	4.72	"	"	"	"	"	
Bis(2-chloroisopropyl)ether	"	ND	----	9.43	"	"	"	"	"	
2-Chloronaphthalene	"	ND	----	4.72	"	"	"	"	"	
2-Chlorophenol	"	ND	----	4.72	"	"	"	"	"	
4-Chlorophenyl phenyl ether	"	ND	----	4.72	"	"	"	"	"	
Chrysene	"	ND	----	4.72	"	"	"	"	"	A-02
Di-n-butyl phthalate	"	ND	----	4.72	"	"	"	"	"	
Di-n-octyl phthalate	"	ND	----	4.72	"	"	"	"	"	
Dibenzo (a,h) anthracene	"	ND	----	4.72	"	"	"	"	"	A-02
Dibenzofuran	"	ND	----	4.72	"	"	"	"	"	A-02
1,2-Dichlorobenzene	"	ND	----	4.72	"	"	"	"	"	
1,3-Dichlorobenzene	"	ND	----	4.72	"	"	"	"	"	
1,4-Dichlorobenzene	"	ND	----	4.72	"	"	"	"	"	
3,3'-Dichlorobenzidine	"	ND	----	4.72	"	"	"	"	"	
2,4-Dichlorophenol	"	ND	----	4.72	"	"	"	"	"	
Diethyl phthalate	"	ND	----	4.72	"	"	"	"	"	
2,4-Dimethylphenol	"	ND	----	9.43	"	"	"	"	"	A-02
Dimethyl phthalate	"	ND	----	4.72	"	"	"	"	"	
4,6-Dinitro-2-methylphenol	"	ND	----	9.43	"	"	"	"	"	
2,4-Dinitrophenol	"	ND	----	23.6	"	"	"	"	"	
2,4-Dinitrotoluene	"	ND	----	4.72	"	"	"	"	"	
2,6-Dinitrotoluene	"	ND	----	4.72	"	"	"	"	"	

TestAmerica - Portland, OR

The results in this report apply to the samples analyzed in accordance with the chain of custody document. This analytical report must be reproduced in its entirety.

Sarah Rockwell

Sarah Rockwell, Project Manager



SLR-Portland	Project Name: Jeld Wen- Nord Door	Report Created:
1800 Blankenship Road Suite 440	Project Number: 008.0228.00013	05/25/06 18:22
West Linn, OR 97068	Project Manager: R. Scott Miller	

Semivolatile Organic Compounds per EPA Method 8270C
TestAmerica - Portland, OR

Analyte	Method	Result	MDL*	MRL	Units	Dil	Batch	Prepared	Analyzed	Notes
PPE0255-23 (GP24-GW)		Water								
		Sampled: 05/03/06 15:20								
Bis(2-ethylhexyl)phthalate	EPA 8270C	ND	----	9.43	ug/l	1x	6050299	05/05/06 20:00	05/20/06 00:01	
Fluoranthene	"	ND	----	4.72	"	"	"	"	"	A-02
Fluorene	"	ND	----	4.72	"	"	"	"	"	A-02
Hexachlorobenzene	"	ND	----	4.72	"	"	"	"	"	
Hexachlorobutadiene	"	ND	----	9.43	"	"	"	"	"	
Hexachlorocyclopentadiene	"	ND	----	9.43	"	"	"	"	"	
Hexachloroethane	"	ND	----	9.43	"	"	"	"	"	
Indeno (1,2,3-cd) pyrene	"	ND	----	4.72	"	"	"	"	"	A-02
Isophorone	"	ND	----	4.72	"	"	"	"	"	A-02
2-Methylnaphthalene	"	ND	----	4.72	"	"	"	"	"	A-02
2-Methylphenol	"	ND	----	9.43	"	"	"	"	"	A-02
3-,4-Methylphenol	"	ND	----	4.72	"	"	"	"	"	A-02
Naphthalene	"	ND	----	4.72	"	"	"	"	"	A-02
2-Nitroaniline	"	ND	----	4.72	"	"	"	"	"	
3-Nitroaniline	"	ND	----	9.43	"	"	"	"	"	
4-Nitroaniline	"	ND	----	9.43	"	"	"	"	"	
Nitrobenzene	"	ND	----	4.72	"	"	"	"	"	
2-Nitrophenol	"	ND	----	4.72	"	"	"	"	"	
4-Nitrophenol	"	ND	----	23.6	"	"	"	"	"	
N-Nitrosodi-n-propylamine	"	ND	----	9.43	"	"	"	"	"	
N-Nitrosodiphenylamine	"	ND	----	4.72	"	"	"	"	"	
Pentachlorophenol	"	ND	----	9.43	"	"	"	"	"	A-02
Phenanthrene	"	ND	----	4.72	"	"	"	"	"	A-02
Phenol	"	ND	----	4.72	"	"	"	"	"	A-02
Pyrene	"	ND	----	4.72	"	"	"	"	"	A-02
1,2,4-Trichlorobenzene	"	ND	----	4.72	"	"	"	"	"	
2,4,5-Trichlorophenol	"	ND	----	4.72	"	"	"	"	"	
2,4,6-Trichlorophenol	"	ND	----	4.72	"	"	"	"	"	
<i>Surrogate(s):</i>	<i>2-Fluorobiphenyl</i>			<i>91.2%</i>		<i>28 - 118 %</i>	<i>"</i>		<i>"</i>	
	<i>2-Fluorophenol</i>			<i>87.3%</i>		<i>12 - 100 %</i>	<i>"</i>		<i>"</i>	
	<i>Nitrobenzene-d5</i>			<i>82.8%</i>		<i>37 - 124 %</i>	<i>"</i>		<i>"</i>	
	<i>Phenol-d6</i>			<i>85.2%</i>		<i>4 - 105 %</i>	<i>"</i>		<i>"</i>	
	<i>p-Terphenyl-d14</i>			<i>111%</i>		<i>44 - 140 %</i>	<i>"</i>		<i>"</i>	
	<i>2,4,6-Tribromophenol</i>			<i>104%</i>		<i>31 - 142 %</i>	<i>"</i>		<i>"</i>	



SLR-Portland	Project Name: Jeld Wen- Nord Door	Report Created:
1800 Blankenship Road Suite 440	Project Number: 008.0228.00013	05/25/06 18:22
West Linn, OR 97068	Project Manager: R. Scott Miller	

Semivolatile Organic Compounds per EPA Method 8270C
TestAmerica - Portland, OR

Analyte	Method	Result	MDL*	MRL	Units	Dil	Batch	Prepared	Analyzed	Notes
PPE0255-24 (GP36-GW)		Water			Sampled: 05/03/06 15:50					
Carbazole	EPA 8270C	ND	----	4.72	ug/l	1x	6050299	05/05/06 20:00	05/20/06 00:45	A-02
Acenaphthene	"	4.78	----	4.72	"	"	"	"	"	A-02
Acenaphthylene	"	ND	----	4.72	"	"	"	"	"	A-02
Anthracene	"	ND	----	4.72	"	"	"	"	"	A-02
Benzo (a) anthracene	"	ND	----	4.72	"	"	"	"	"	A-02
Benzo (a) pyrene	"	ND	----	4.72	"	"	"	"	"	A-02
Benzo (b) fluoranthene	"	ND	----	4.72	"	"	"	"	"	A-02
Benzo (ghi) perylene	"	ND	----	4.72	"	"	"	"	"	A-02
Benzo (k) fluoranthene	"	ND	----	4.72	"	"	"	"	"	A-02
Benzoic Acid	"	ND	----	47.2	"	"	"	"	"	
Benzyl alcohol	"	ND	----	9.43	"	"	"	"	"	
4-Bromophenyl phenyl ether	"	ND	----	4.72	"	"	"	"	"	
Butyl benzyl phthalate	"	ND	----	4.72	"	"	"	"	"	
4-Chloro-3-methylphenol	"	ND	----	4.72	"	"	"	"	"	
4-Chloroaniline	"	ND	----	18.9	"	"	"	"	"	
Bis(2-chloroethoxy)methane	"	ND	----	9.43	"	"	"	"	"	
Bis(2-chloroethyl)ether	"	ND	----	4.72	"	"	"	"	"	
Bis(2-chloroisopropyl)ether	"	ND	----	9.43	"	"	"	"	"	
2-Chloronaphthalene	"	ND	----	4.72	"	"	"	"	"	
2-Chlorophenol	"	ND	----	4.72	"	"	"	"	"	
4-Chlorophenyl phenyl ether	"	ND	----	4.72	"	"	"	"	"	
Chrysene	"	ND	----	4.72	"	"	"	"	"	A-02
Di-n-butyl phthalate	"	ND	----	4.72	"	"	"	"	"	
Di-n-octyl phthalate	"	ND	----	4.72	"	"	"	"	"	
Dibenzo (a,h) anthracene	"	ND	----	4.72	"	"	"	"	"	A-02
Dibenzofuran	"	ND	----	4.72	"	"	"	"	"	A-02
1,2-Dichlorobenzene	"	ND	----	4.72	"	"	"	"	"	
1,3-Dichlorobenzene	"	ND	----	4.72	"	"	"	"	"	
1,4-Dichlorobenzene	"	ND	----	4.72	"	"	"	"	"	
3,3'-Dichlorobenzidine	"	ND	----	4.72	"	"	"	"	"	
2,4-Dichlorophenol	"	ND	----	4.72	"	"	"	"	"	
Diethyl phthalate	"	ND	----	4.72	"	"	"	"	"	
2,4-Dimethylphenol	"	ND	----	9.43	"	"	"	"	"	A-02
Dimethyl phthalate	"	ND	----	4.72	"	"	"	"	"	
4,6-Dinitro-2-methylphenol	"	ND	----	9.43	"	"	"	"	"	
2,4-Dinitrophenol	"	ND	----	23.6	"	"	"	"	"	
2,4-Dinitrotoluene	"	ND	----	4.72	"	"	"	"	"	
2,6-Dinitrotoluene	"	ND	----	4.72	"	"	"	"	"	

TestAmerica - Portland, OR

The results in this report apply to the samples analyzed in accordance with the chain of custody document. This analytical report must be reproduced in its entirety.

Sarah Rockwell

Sarah Rockwell, Project Manager



SLR-Portland	Project Name: Jeld Wen- Nord Door	Report Created:
1800 Blankenship Road Suite 440	Project Number: 008.0228.00013	05/25/06 18:22
West Linn, OR 97068	Project Manager: R. Scott Miller	

Semivolatile Organic Compounds per EPA Method 8270C
 TestAmerica - Portland, OR

Analyte	Method	Result	MDL*	MRL	Units	Dil	Batch	Prepared	Analyzed	Notes
PPE0255-24 (GP36-GW)		Water		Sampled: 05/03/06 15:50						
Bis(2-ethylhexyl)phthalate	EPA 8270C	ND	----	9.43	ug/l	1x	6050299	05/05/06 20:00	05/20/06 00:45	
Fluoranthene	"	ND	----	4.72	"	"	"	"	"	A-02
Fluorene	"	ND	----	4.72	"	"	"	"	"	A-02
Hexachlorobenzene	"	ND	----	4.72	"	"	"	"	"	
Hexachlorobutadiene	"	ND	----	9.43	"	"	"	"	"	
Hexachlorocyclopentadiene	"	ND	----	9.43	"	"	"	"	"	
Hexachloroethane	"	ND	----	9.43	"	"	"	"	"	
Indeno (1,2,3-cd) pyrene	"	ND	----	4.72	"	"	"	"	"	A-02
Isophorone	"	ND	----	4.72	"	"	"	"	"	A-02
2-Methylnaphthalene	"	ND	----	4.72	"	"	"	"	"	A-02
2-Methylphenol	"	ND	----	9.43	"	"	"	"	"	A-02
3-,4-Methylphenol	"	ND	----	4.72	"	"	"	"	"	A-02
Naphthalene	"	ND	----	4.72	"	"	"	"	"	A-02
2-Nitroaniline	"	ND	----	4.72	"	"	"	"	"	
3-Nitroaniline	"	ND	----	9.43	"	"	"	"	"	
4-Nitroaniline	"	ND	----	9.43	"	"	"	"	"	
Nitrobenzene	"	ND	----	4.72	"	"	"	"	"	
2-Nitrophenol	"	ND	----	4.72	"	"	"	"	"	
4-Nitrophenol	"	ND	----	23.6	"	"	"	"	"	
N-Nitrosodi-n-propylamine	"	ND	----	9.43	"	"	"	"	"	
N-Nitrosodiphenylamine	"	ND	----	4.72	"	"	"	"	"	
Pentachlorophenol	"	ND	----	9.43	"	"	"	"	"	A-02
Phenanthrene	"	ND	----	4.72	"	"	"	"	"	A-02
Phenol	"	ND	----	4.72	"	"	"	"	"	A-02
Pyrene	"	ND	----	4.72	"	"	"	"	"	A-02
1,2,4-Trichlorobenzene	"	ND	----	4.72	"	"	"	"	"	
2,4,5-Trichlorophenol	"	ND	----	4.72	"	"	"	"	"	
2,4,6-Trichlorophenol	"	ND	----	4.72	"	"	"	"	"	
<i>Surrogate(s):</i>										
	2-Fluorobiphenyl		86.2%			28 - 118 %	"		"	
	2-Fluorophenol		94.4%			12 - 100 %	"		"	
	Nitrobenzene-d5		84.0%			37 - 124 %	"		"	
	Phenol-d6		90.8%			4 - 105 %	"		"	
	p-Terphenyl-d14		114%			44 - 140 %	"		"	
	2,4,6-Tribromophenol		106%			31 - 142 %	"		"	

Sarah Rockwell

Sarah Rockwell, Project Manager



SLR-Portland	Project Name: Jeld Wen- Nord Door	Report Created:
1800 Blankenship Road Suite 440	Project Number: 008.0228.00013	05/25/06 18:22
West Linn, OR 97068	Project Manager: R. Scott Miller	

Semivolatile Organic Compounds per EPA Method 8270C
TestAmerica - Portland, OR

Analyte	Method	Result	MDL*	MRL	Units	Dil	Batch	Prepared	Analyzed	Notes
PPE0255-25 (GP34-GW)		Water				Sampled: 05/03/06 16:30				A-09
Carbazole	EPA 8270C	ND	----	190	ug/l	40x	6050299	05/05/06 20:00	05/20/06 01:29	A-02
Acenaphthene	"	ND	----	190	"	"	"	"	"	A-02
Acenaphthylene	"	ND	----	190	"	"	"	"	"	A-02
Anthracene	"	ND	----	190	"	"	"	"	"	A-02
Benzo (a) anthracene	"	ND	----	190	"	"	"	"	"	A-02
Benzo (a) pyrene	"	ND	----	190	"	"	"	"	"	A-02
Benzo (b) fluoranthene	"	ND	----	190	"	"	"	"	"	A-02
Benzo (ghi) perylene	"	ND	----	190	"	"	"	"	"	A-02
Benzo (k) fluoranthene	"	ND	----	190	"	"	"	"	"	A-02
Benzoic Acid	"	ND	----	1900	"	"	"	"	"	
Benzyl alcohol	"	ND	----	381	"	"	"	"	"	
4-Bromophenyl phenyl ether	"	ND	----	190	"	"	"	"	"	
Butyl benzyl phthalate	"	ND	----	190	"	"	"	"	"	
4-Chloro-3-methylphenol	"	ND	----	190	"	"	"	"	"	
4-Chloroaniline	"	ND	----	762	"	"	"	"	"	
Bis(2-chloroethoxy)methane	"	ND	----	381	"	"	"	"	"	
Bis(2-chloroethyl)ether	"	ND	----	190	"	"	"	"	"	
Bis(2-chloroisopropyl)ether	"	ND	----	381	"	"	"	"	"	
2-Chloronaphthalene	"	ND	----	190	"	"	"	"	"	
2-Chlorophenol	"	ND	----	190	"	"	"	"	"	
4-Chlorophenyl phenyl ether	"	ND	----	190	"	"	"	"	"	
Chrysene	"	ND	----	190	"	"	"	"	"	A-02
Di-n-butyl phthalate	"	ND	----	190	"	"	"	"	"	
Di-n-octyl phthalate	"	ND	----	190	"	"	"	"	"	
Dibenzo (a,h) anthracene	"	ND	----	190	"	"	"	"	"	A-02
Dibenzofuran	"	ND	----	190	"	"	"	"	"	A-02
1,2-Dichlorobenzene	"	ND	----	190	"	"	"	"	"	
1,3-Dichlorobenzene	"	ND	----	190	"	"	"	"	"	
1,4-Dichlorobenzene	"	ND	----	190	"	"	"	"	"	
3,3'-Dichlorobenzidine	"	ND	----	190	"	"	"	"	"	
2,4-Dichlorophenol	"	ND	----	190	"	"	"	"	"	
Diethyl phthalate	"	ND	----	190	"	"	"	"	"	
2,4-Dimethylphenol	"	ND	----	381	"	"	"	"	"	A-02
Dimethyl phthalate	"	ND	----	190	"	"	"	"	"	
4,6-Dinitro-2-methylphenol	"	ND	----	381	"	"	"	"	"	
2,4-Dinitrophenol	"	ND	----	952	"	"	"	"	"	
2,4-Dinitrotoluene	"	ND	----	190	"	"	"	"	"	
2,6-Dinitrotoluene	"	ND	----	190	"	"	"	"	"	

TestAmerica - Portland, OR

The results in this report apply to the samples analyzed in accordance with the chain of custody document. This analytical report must be reproduced in its entirety.

Sarah Rockwell

Sarah Rockwell, Project Manager



SLR-Portland	Project Name: Jeld Wen- Nord Door	Report Created:
1800 Blankenship Road Suite 440	Project Number: 008.0228.00013	05/25/06 18:22
West Linn, OR 97068	Project Manager: R. Scott Miller	

Semivolatile Organic Compounds per EPA Method 8270C
 TestAmerica - Portland, OR

Analyte	Method	Result	MDL*	MRL	Units	Dil	Batch	Prepared	Analyzed	Notes
PPE0255-25 (GP34-GW)		Water				Sampled: 05/03/06 16:30				A-09
Bis(2-ethylhexyl)phthalate	EPA 8270C	ND	----	381	ug/l	40x	6050299	05/05/06 20:00	05/20/06 01:29	
Fluoranthene	"	ND	----	190	"	"	"	"	"	A-02
Fluorene	"	ND	----	190	"	"	"	"	"	A-02
Hexachlorobenzene	"	ND	----	190	"	"	"	"	"	
Hexachlorobutadiene	"	ND	----	381	"	"	"	"	"	
Hexachlorocyclopentadiene	"	ND	----	381	"	"	"	"	"	
Hexachloroethane	"	ND	----	381	"	"	"	"	"	
Indeno (1,2,3-cd) pyrene	"	ND	----	190	"	"	"	"	"	A-02
Isophorone	"	ND	----	190	"	"	"	"	"	A-02
2-Methylnaphthalene	"	ND	----	190	"	"	"	"	"	A-02
2-Methylphenol	"	ND	----	381	"	"	"	"	"	A-02
3-,4-Methylphenol	"	ND	----	190	"	"	"	"	"	A-02
Naphthalene	"	ND	----	190	"	"	"	"	"	A-02
2-Nitroaniline	"	ND	----	190	"	"	"	"	"	
3-Nitroaniline	"	ND	----	381	"	"	"	"	"	
4-Nitroaniline	"	ND	----	381	"	"	"	"	"	
Nitrobenzene	"	ND	----	190	"	"	"	"	"	
2-Nitrophenol	"	ND	----	190	"	"	"	"	"	
4-Nitrophenol	"	ND	----	952	"	"	"	"	"	
N-Nitrosodi-n-propylamine	"	ND	----	381	"	"	"	"	"	
N-Nitrosodiphenylamine	"	ND	----	190	"	"	"	"	"	
Pentachlorophenol	"	ND	----	381	"	"	"	"	"	A-02
Phenanthrene	"	ND	----	190	"	"	"	"	"	A-02
Phenol	"	ND	----	190	"	"	"	"	"	A-02
Pyrene	"	ND	----	190	"	"	"	"	"	A-02
1,2,4-Trichlorobenzene	"	ND	----	190	"	"	"	"	"	
2,4,5-Trichlorophenol	"	ND	----	190	"	"	"	"	"	
2,4,6-Trichlorophenol	"	ND	----	190	"	"	"	"	"	
Surrogate(s):	2-Fluorobiphenyl	NR			28 - 118 %	"			"	S-01
	2-Fluorophenol	NR			12 - 100 %	"			"	S-01
	Nitrobenzene-d5	NR			37 - 124 %	"			"	S-01
	Phenol-d6	NR			4 - 105 %	"			"	S-01
	p-Terphenyl-d14	NR			44 - 140 %	"			"	S-01
	2,4,6-Tribromophenol	NR			31 - 142 %	"			"	S-01

Sarah Rockwell

Sarah Rockwell, Project Manager



SLR-Portland	Project Name: Jeld Wen- Nord Door	Report Created:
1800 Blankenship Road Suite 440	Project Number: 008.0228.00013	05/25/06 18:22
West Linn, OR 97068	Project Manager: R. Scott Miller	

Polynuclear Aromatic Compounds per EPA 8270M-SIM
TestAmerica - Portland, OR

Analyte	Method	Result	MDL*	MRL	Units	Dil	Batch	Prepared	Analyzed	Notes
PPE0255-20 (GP31-GW)		Water			Sampled: 05/03/06 13:10					
Acenaphthene	EPA 8270m	ND	----	0.0952	ug/l	1x	6050287	05/05/06 16:20	05/09/06 21:21	
Acenaphthylene	"	ND	----	0.0952	"	"	"	"	"	"
Anthracene	"	ND	----	0.0952	"	"	"	"	"	"
Benzo (a) anthracene	"	ND	----	0.0952	"	"	"	"	"	"
Benzo (a) pyrene	"	ND	----	0.0952	"	"	"	"	"	"
Benzo (b) fluoranthene	"	ND	----	0.0952	"	"	"	"	"	"
Benzo (ghi) perylene	"	ND	----	0.0952	"	"	"	"	"	"
Benzo (k) fluoranthene	"	ND	----	0.0952	"	"	"	"	"	"
Chrysene	"	ND	----	0.0952	"	"	"	"	"	"
Dibenzo (a,h) anthracene	"	ND	----	0.190	"	"	"	"	"	"
Fluoranthene	"	ND	----	0.0952	"	"	"	"	"	"
Fluorene	"	ND	----	0.0952	"	"	"	"	"	"
Indeno (1,2,3-cd) pyrene	"	ND	----	0.0952	"	"	"	"	"	"
Naphthalene	"	ND	----	0.0952	"	"	"	"	"	"
Phenanthrene	"	ND	----	0.0952	"	"	"	"	"	"
Pyrene	"	ND	----	0.0952	"	"	"	"	"	"
Surrogate(s):	<i>Fluorene-d10</i>			72.7%		25 - 125 %	"			"
	<i>Pyrene-d10</i>			76.9%		23 - 150 %	"			"
	<i>Benzo (a) pyrene-d12</i>			76.5%		10 - 125 %	"			"

Sarah Rockwell

Sarah Rockwell, Project Manager



SLR-Portland	Project Name: Jeld Wen- Nord Door	Report Created:
1800 Blankenship Road Suite 440	Project Number: 008.0228.00013	05/25/06 18:22
West Linn, OR 97068	Project Manager: R. Scott Miller	

Polynuclear Aromatic Compounds and Pentachlorophenol per EPA 8270M-SIM
TestAmerica - Portland, OR

Analyte	Method	Result	MDL*	MRL	Units	Dil	Batch	Prepared	Analyzed	Notes
PPE0255-14 (GP24-6)		Soil			Sampled: 05/03/06 15:55					R-05
Acenaphthene	EPA 8270m	ND	----	28.9	ug/kg dry	2x	6050660	05/15/06 08:39	05/23/06 21:53	
Acenaphthylene	"	ND	----	28.9	"	"	"	"	"	
Anthracene	"	ND	----	28.9	"	"	"	"	"	
Benzo (a) anthracene	"	95.0	----	28.9	"	"	"	"	"	
Benzo (a) pyrene	"	112	----	28.9	"	"	"	"	"	
Benzo (b) fluoranthene	"	84.3	----	28.9	"	"	"	"	"	
Benzo (k) fluoranthene	"	95.7	----	28.9	"	"	"	"	"	
Benzo (ghi) perylene	"	74.1	----	28.9	"	"	"	"	"	
Chrysene	"	119	----	28.9	"	"	"	"	"	
Dibenzo (a,h) anthracene	"	ND	----	28.9	"	"	"	"	"	
Fluoranthene	"	190	----	28.9	"	"	"	"	"	
Fluorene	"	ND	----	28.9	"	"	"	"	"	
Indeno (1,2,3-cd) pyrene	"	65.0	----	28.9	"	"	"	"	"	
Naphthalene	"	49.2	----	28.9	"	"	"	"	"	
Pentachlorophenol	"	ND	----	144	"	"	"	"	"	
Phenanthrene	"	111	----	28.9	"	"	"	"	"	
Pyrene	"	175	----	28.9	"	"	"	"	"	
<i>Surrogate(s): Fluorene-d10</i>		<i>90.1%</i>			<i>32 - 134 %</i>	<i>"</i>			<i>"</i>	
<i>2,4,6-Tribromophenol</i>		<i>113%</i>			<i>10 - 150 %</i>	<i>"</i>			<i>"</i>	
<i>Pyrene-d10</i>		<i>83.2%</i>			<i>41 - 152 %</i>	<i>"</i>			<i>"</i>	
<i>Benzo (a) pyrene-d12</i>		<i>86.3%</i>			<i>36 - 145 %</i>	<i>"</i>			<i>"</i>	

PPE0255-17 (GP34-8)		Soil			Sampled: 05/03/06 14:45					R-05
Acenaphthene	EPA 8270m	ND	----	152	ug/kg dry	4x	6050660	05/15/06 08:39	05/23/06 22:24	
Acenaphthylene	"	ND	----	152	"	"	"	"	"	
Anthracene	"	ND	----	152	"	"	"	"	"	
Benzo (a) anthracene	"	ND	----	152	"	"	"	"	"	
Benzo (a) pyrene	"	ND	----	152	"	"	"	"	"	
Benzo (b) fluoranthene	"	375	----	152	"	"	"	"	"	R-08
Benzo (k) fluoranthene	"	ND	----	152	"	"	"	"	"	
Benzo (ghi) perylene	"	175	----	152	"	"	"	"	"	
Chrysene	"	497	----	152	"	"	"	"	"	
Dibenzo (a,h) anthracene	"	ND	----	152	"	"	"	"	"	
Fluoranthene	"	184	----	152	"	"	"	"	"	
Fluorene	"	ND	----	152	"	"	"	"	"	
Indeno (1,2,3-cd) pyrene	"	ND	----	152	"	"	"	"	"	
Naphthalene	"	ND	----	152	"	"	"	"	"	
Pentachlorophenol	"	ND	----	758	"	"	"	"	"	
Phenanthrene	"	211	----	152	"	"	"	"	"	

TestAmerica - Portland, OR

The results in this report apply to the samples analyzed in accordance with the chain of custody document. This analytical report must be reproduced in its entirety.

Sarah Rockwell

Sarah Rockwell, Project Manager



SLR-Portland	Project Name: Jeld Wen- Nord Door	Report Created:
1800 Blankenship Road Suite 440	Project Number: 008.0228.00013	05/25/06 18:22
West Linn, OR 97068	Project Manager: R. Scott Miller	

Polynuclear Aromatic Compounds and Pentachlorophenol per EPA 8270M-SIM
TestAmerica - Portland, OR

Analyte	Method	Result	MDL*	MRL	Units	Dil	Batch	Prepared	Analyzed	Notes
PPE0255-17 (GP34-8)		Soil			Sampled: 05/03/06 14:45					R-05
Pyrene	EPA 8270m	216	----	152	ug/kg dry	4x	6050660	05/15/06 08:39	05/23/06 22:24	
<i>Surrogate(s): Fluorene-d10</i>			<i>110%</i>		<i>32 - 134 %</i>	<i>"</i>				<i>"</i>
<i>2,4,6-Tribromophenol</i>			<i>131%</i>		<i>10 - 150 %</i>	<i>"</i>				<i>"</i>
<i>Pyrene-d10</i>			<i>87.2%</i>		<i>41 - 152 %</i>	<i>"</i>				<i>"</i>
<i>Benzo (a) pyrene-d12</i>			<i>110%</i>		<i>36 - 145 %</i>	<i>"</i>				<i>"</i>

Sarah Rockwell

Sarah Rockwell, Project Manager



SLR-Portland	Project Name: Jeld Wen- Nord Door	Report Created:
1800 Blankenship Road Suite 440	Project Number: 008.0228.00013	05/25/06 18:22
West Linn, OR 97068	Project Manager: R. Scott Miller	

Percent Dry Weight (Solids) per Standard Methods
 TestAmerica - Portland, OR

Analyte	Method	Result	MDL*	MRL	Units	Dil	Batch	Prepared	Analyzed	Notes
PPE0255-01 (GP26-7)		Soil								Sampled: 05/03/06 08:00
% Solids	NCA SOP	87.5	----	1.00	% by Weight	1x	6050481	05/10/06 14:58	05/11/06 10:39	
PPE0255-05 (GP27-2)		Soil								Sampled: 05/03/06 09:40
% Solids	NCA SOP	93.1	----	1.00	% by Weight	1x	6050481	05/10/06 14:58	05/11/06 10:39	
PPE0255-10 (GP31-6)		Soil								Sampled: 05/03/06 13:00
% Solids	NCA SOP	96.0	----	1.00	% by Weight	1x	6050481	05/10/06 14:58	05/11/06 10:39	
PPE0255-13 (GP33-7)		Soil								Sampled: 05/03/06 15:25
% Solids	NCA SOP	88.4	----	1.00	% by Weight	1x	6050481	05/10/06 14:58	05/11/06 10:39	
PPE0255-14 (GP24-6)		Soil								Sampled: 05/03/06 15:55
% Solids	NCA SOP	92.7	----	1.00	% by Weight	1x	6050481	05/10/06 14:58	05/11/06 10:39	
PPE0255-15 (GP36-6)		Soil								Sampled: 05/03/06 16:20
% Solids	NCA SOP	83.7	----	1.00	% by Weight	1x	6050481	05/10/06 14:58	05/11/06 10:39	
PPE0255-17 (GP34-8)		Soil								Sampled: 05/03/06 14:45
% Solids	NCA SOP	88.2	----	1.00	% by Weight	1x	6050481	05/10/06 14:58	05/11/06 10:39	

TestAmerica - Portland, OR

The results in this report apply to the samples analyzed in accordance with the chain of custody document. This analytical report must be reproduced in its entirety.

Sarah Rockwell

Sarah Rockwell, Project Manager



SLR-Portland	Project Name: Jeld Wen- Nord Door	Report Created:
1800 Blankenship Road Suite 440	Project Number: 008.0228.00013	05/25/06 18:22
West Linn, OR 97068	Project Manager: R. Scott Miller	

Hydrocarbon Identification per NW-TPH Methodology - Laboratory Quality Control Results
 TestAmerica - Portland, OR

QC Batch: 6050330 **Water Preparation Method: EPA 3520/600 Series**

Analyte	Method	Result	MDL*	MRL	Units	Dil	Source Result	Spike Amt	% REC	(Limits)	% RPD	(Limits)	Analyzed	Notes
Blank (6050330-BLK1)										Extracted: 05/08/06 14:45				
Gasoline Range Hydrocarbons	NWTPH HCID	ND	---	0.125	mg/l	1x	--	--	--	--	--	--	05/10/06 14:12	
Diesel Range Hydrocarbons	"	ND	---	0.315	"	"	--	--	--	--	--	--	"	
Heavy Oil Range Hydrocarbons	"	ND	---	0.315	"	"	--	--	--	--	--	--	"	
<i>Surrogate(s): 1-Chlorooctadecane</i>		<i>Recovery: 91.1%</i>		<i>Limits: 50-150%</i>		<i>"</i>				<i>05/10/06 14:12</i>				

QC Batch: 6050384 **Soil Preparation Method: EPA 3550 Fuels**

Analyte	Method	Result	MDL*	MRL	Units	Dil	Source Result	Spike Amt	% REC	(Limits)	% RPD	(Limits)	Analyzed	Notes
Blank (6050384-BLK1)										Extracted: 05/09/06 12:30				
Gasoline Range Hydrocarbons	NWTPH HCID	ND	---	20.0	mg/kg wet	1x	--	--	--	--	--	--	05/10/06 05:23	
Diesel Range Hydrocarbons	"	ND	---	50.0	"	"	--	--	--	--	--	--	"	
Heavy Oil Range Hydrocarbons	"	ND	---	100	"	"	--	--	--	--	--	--	"	
<i>Surrogate(s): 1-Chlorooctadecane</i>		<i>Recovery: 97.9%</i>		<i>Limits: 50-150%</i>		<i>"</i>				<i>05/10/06 05:23</i>				

Duplicate (6050384-DUP1)										QC Source: PPE0193-25	Extracted: 05/09/06 12:30				
Gasoline Range Hydrocarbons	NWTPH HCID	ND	---	23.6	mg/kg dry	1x	ND	--	--	--	NR (50)	(50)	05/10/06 05:56		
Diesel Range Hydrocarbons	"	ND	---	59.0	"	"	ND	--	--	--	NR	"	"		
Heavy Oil Range Hydrocarbons	"	ND	---	118	"	"	ND	--	--	--	NR	"	"		
<i>Surrogate(s): 1-Chlorooctadecane</i>		<i>Recovery: 98.2%</i>		<i>Limits: 50-150%</i>		<i>"</i>				<i>05/10/06 05:56</i>					

Duplicate (6050384-DUP2)										QC Source: PPE0193-27	Extracted: 05/09/06 12:30				
Gasoline Range Hydrocarbons	NWTPH HCID	ND	---	13.7	mg/kg dry	1x	ND	--	--	--	NR (50)	(50)	05/10/06 06:29		
Diesel Range Hydrocarbons	"	ND	---	34.2	"	"	ND	--	--	--	NR	"	"		
Heavy Oil Range Hydrocarbons	"	ND	---	68.4	"	"	ND	--	--	--	NR	"	"		
<i>Surrogate(s): 1-Chlorooctadecane</i>		<i>Recovery: 96.3%</i>		<i>Limits: 50-150%</i>		<i>"</i>				<i>05/10/06 06:29</i>					

TestAmerica - Portland, OR

The results in this report apply to the samples analyzed in accordance with the chain of custody document. This analytical report must be reproduced in its entirety.

Sarah Rockwell

Sarah Rockwell, Project Manager



SLR-Portland	Project Name: Jeld Wen- Nord Door	Report Created:
1800 Blankenship Road Suite 440	Project Number: 008.0228.00013	05/25/06 18:22
West Linn, OR 97068	Project Manager: R. Scott Miller	

Gasoline Hydrocarbons per NW TPH-Gx Method - Laboratory Quality Control Results
 TestAmerica - Portland, OR

QC Batch: 6050603 **Soil Preparation Method: EPA 5035 Modified**

Analyte	Method	Result	MDL*	MRL	Units	Dil	Source Result	Spike Amt	% REC	(Limits)	% RPD	(Limits)	Analyzed	Notes
Blank (6050603-BLK1)							Extracted: 05/12/06 13:22							
Gasoline Range Hydrocarbons	NW TPH-Gx	ND	---	3.87	mg/kg wet	1x	--	--	--	--	--	--	05/12/06 14:13	
<i>Surrogate(s): a,a,a-TFT</i>		<i>Recovery: 74.0%</i>		<i>Limits: 50-150%</i>	<i>"</i>								<i>05/12/06 14:13</i>	
LCS (6050603-BS1)							Extracted: 05/12/06 13:22							
Gasoline Range Hydrocarbons	NW TPH-Gx	39.8	---	3.70	mg/kg wet	1x	--	46.2	86.1%	(70-130)	--	--	05/12/06 14:41	
<i>Surrogate(s): a,a,a-TFT</i>		<i>Recovery: 81.4%</i>		<i>Limits: 50-150%</i>	<i>"</i>								<i>05/12/06 14:41</i>	
Duplicate (6050603-DUP1)							QC Source: PPE0356-06		Extracted: 05/12/06 13:22					
Gasoline Range Hydrocarbons	NW TPH-Gx	1010	---	56.1	mg/kg dry	10x	1010	--	--	--	0.00% (40)		05/12/06 19:17	
<i>Surrogate(s): a,a,a-TFT</i>		<i>Recovery: 167%</i>		<i>Limits: 50-150%</i>	<i>"</i>								<i>05/12/06 19:17</i>	<i>S-02</i>
Duplicate (6050603-DUP2)							QC Source: PPE0255-17		Extracted: 05/12/06 13:22					
Gasoline Range Hydrocarbons	NW TPH-Gx	ND	---	4.35	mg/kg dry	1x	ND	--	--	--	8.41% (40)		05/12/06 22:29	
<i>Surrogate(s): a,a,a-TFT</i>		<i>Recovery: 68.8%</i>		<i>Limits: 50-150%</i>	<i>"</i>								<i>05/12/06 22:29</i>	
Matrix Spike (6050603-MS1)							QC Source: PPE0356-09		Extracted: 05/12/06 13:22					
Gasoline Range Hydrocarbons	NW TPH-Gx	262	---	4.81	mg/kg dry	1x	222	60.1	66.6%	(65-130)	--	--	05/12/06 17:00	Q-01
<i>Surrogate(s): a,a,a-TFT</i>		<i>Recovery: 74.3%</i>		<i>Limits: 50-150%</i>	<i>"</i>								<i>05/12/06 17:00</i>	

TestAmerica - Portland, OR

The results in this report apply to the samples analyzed in accordance with the chain of custody document. This analytical report must be reproduced in its entirety.

Sarah Rockwell

Sarah Rockwell, Project Manager



SLR-Portland	Project Name: Jeld Wen- Nord Door	Report Created:
1800 Blankenship Road Suite 440	Project Number: 008.0228.00013	05/25/06 18:22
West Linn, OR 97068	Project Manager: R. Scott Miller	

Diesel and Heavy Range Hydrocarbons per NWTPH-Dx Method with Acid/Silica Gel Cleanup - Laboratory Quality Control Results
 TestAmerica - Portland, OR

QC Batch: 6050330 **Water Preparation Method: EPA 3520/600 Series**

Analyte	Method	Result	MDL*	MRL	Units	Dil	Source Result	Spike Amt	% REC	(Limits)	% RPD	(Limits)	Analyzed	Notes
Blank (6050330-BLK1)										Extracted: 05/08/06 14:45				
Diesel Range Organics	NWTPH-Dx	ND	---	0.250	mg/l	1x	--	--	--	--	--	--	05/16/06 11:33	
Heavy Oil Range Hydrocarbons	"	ND	---	0.500	"	"	--	--	--	--	--	--	"	
Surrogate(s): 1-Chlorooctadecane		Recovery: 93.3%		Limits: 50-150%		"							05/16/06 11:33	
LCS (6050330-BS1)										Extracted: 05/08/06 14:45				
Diesel Range Organics	NWTPH-Dx	2.10	---	0.250	mg/l	1x	--	2.51	83.7%	(50-150)	--	--	05/16/06 11:01	
Heavy Oil Range Hydrocarbons	"	1.67	---	0.500	"	"	--	1.53	109%	"	--	--	"	
Surrogate(s): 1-Chlorooctadecane		Recovery: 92.0%		Limits: 50-150%		"							05/16/06 11:01	
LCS Dup (6050330-BSD1)										Extracted: 05/08/06 14:45				
Diesel Range Organics	NWTPH-Dx	2.11	---	0.250	mg/l	1x	--	2.51	84.1%	(50-150)	0.475% (50)		05/16/06 10:28	
Heavy Oil Range Hydrocarbons	"	1.66	---	0.500	"	"	--	1.53	108%	"	0.601%	"	"	
Surrogate(s): 1-Chlorooctadecane		Recovery: 89.5%		Limits: 50-150%		"							05/16/06 10:28	

QC Batch: 6050717 **Soil Preparation Method: EPA 3550 Fuels**

Analyte	Method	Result	MDL*	MRL	Units	Dil	Source Result	Spike Amt	% REC	(Limits)	% RPD	(Limits)	Analyzed	Notes
Blank (6050717-BLK1)										Extracted: 05/16/06 16:00				
Diesel Range Organics	NWTPH-Dx	ND	---	12.5	mg/kg wet	1x	--	--	--	--	--	--	05/18/06 00:26	
Heavy Oil Range Hydrocarbons	"	ND	---	25.0	"	"	--	--	--	--	--	--	"	
Surrogate(s): 1-Chlorooctadecane		Recovery: 61.5%		Limits: 50-150%		"							05/18/06 00:26	
LCS (6050717-BS1)										Extracted: 05/16/06 16:00				
Diesel Range Organics	NWTPH-Dx	126	---	12.5	mg/kg wet	1x	--	126	100%	(50-150)	--	--	05/18/06 00:59	
Heavy Oil Range Hydrocarbons	"	85.3	---	25.0	"	"	--	76.5	112%	"	--	--	"	
Surrogate(s): 1-Chlorooctadecane		Recovery: 118%		Limits: 50-150%		"							05/18/06 00:59	
Duplicate (6050717-DUP1)										QC Source: PPE0193-29		Extracted: 05/16/06 16:00		
Diesel Range Organics	NWTPH-Dx	22.7	---	15.6	mg/kg dry	1x	ND	--	--	--	(50)		05/18/06 10:16	D-09
Heavy Oil Range Hydrocarbons	"	86.1	---	31.1	"	"	63.7	--	--	--	29.9%	"	"	
Surrogate(s): 1-Chlorooctadecane		Recovery: 109%		Limits: 50-150%		"							05/18/06 10:16	
Duplicate (6050717-DUP2)										QC Source: PPE0193-31		Extracted: 05/16/06 16:00		
Diesel Range Organics	NWTPH-Dx	ND	---	69.6	mg/kg dry	5x	ND	--	--	--	NR (50)		05/18/06 10:50	R-05
Heavy Oil Range Hydrocarbons	"	221	---	139	"	"	290	--	--	--	27.0%	"	"	
Surrogate(s): 1-Chlorooctadecane		Recovery: 79.1%		Limits: 50-150%		"							05/18/06 10:50	

TestAmerica - Portland, OR

The results in this report apply to the samples analyzed in accordance with the chain of custody document. This analytical report must be reproduced in its entirety.

Sarah Rockwell

Sarah Rockwell, Project Manager



SLR-Portland	Project Name: Jeld Wen- Nord Door	Report Created:
1800 Blankenship Road Suite 440	Project Number: 008.0228.00013	05/25/06 18:22
West Linn, OR 97068	Project Manager: R. Scott Miller	

Polychlorinated Biphenyls per EPA Method 8082 - Laboratory Quality Control Results
 TestAmerica - Portland, OR

QC Batch: 6050382 **Water Preparation Method: EPA 3510/600 Series**

Analyte	Method	Result	MDL*	MRL	Units	Dil	Source Result	Spike Amt	% REC	(Limits)	% RPD	(Limits)	Analyzed	Notes		
Blank (6050382-BLK1)													Extracted: 05/09/06 10:25			
Aroclor 1016	EPA 8082	ND	---	0.500	ug/l	1x	--	--	--	--	--	--	05/10/06 19:08			
Aroclor 1221	"	ND	---	1.00	"	"	--	--	--	--	--	--	"			
Aroclor 1232	"	ND	---	0.500	"	"	--	--	--	--	--	--	"			
Aroclor 1242	"	ND	---	0.500	"	"	--	--	--	--	--	--	"			
Aroclor 1248	"	ND	---	0.500	"	"	--	--	--	--	--	--	"			
Aroclor 1254	"	ND	---	0.500	"	"	--	--	--	--	--	--	"			
Aroclor 1260	"	ND	---	0.500	"	"	--	--	--	--	--	--	"			
<i>Surrogate(s): Decachlorobiphenyl</i>													<i>Recovery: 95.4%</i>	<i>Limits: 12-130%</i>	<i>"</i>	<i>05/11/06 18:02</i>

LCS (6050382-BS2)													Extracted: 05/09/06 10:25			
Aroclor 1016	EPA 8082	4.46	---	0.500	ug/l	1x	--	5.00	89.2%	(50-114)	--	--	05/10/06 18:49			
Aroclor 1260	"	4.41	---	0.500	"	"	--	"	88.2%	(8-127)	--	--	"			
<i>Surrogate(s): Decachlorobiphenyl</i>													<i>Recovery: 84.6%</i>	<i>Limits: 12-130%</i>	<i>"</i>	<i>05/11/06 17:39</i>

QC Batch: 6050786 **Soil Preparation Method: EPA 3550**

Analyte	Method	Result	MDL*	MRL	Units	Dil	Source Result	Spike Amt	% REC	(Limits)	% RPD	(Limits)	Analyzed	Notes		
Blank (6050786-BLK1)													Extracted: 05/17/06 11:00			
Aroclor 1016	EPA 8082	ND	---	33.2	ug/kg wet	1x	--	--	--	--	--	--	05/18/06 18:26			
Aroclor 1221	"	ND	---	66.8	"	"	--	--	--	--	--	--	"			
Aroclor 1232	"	ND	---	33.2	"	"	--	--	--	--	--	--	"			
Aroclor 1242	"	ND	---	33.2	"	"	--	--	--	--	--	--	"			
Aroclor 1248	"	ND	---	33.2	"	"	--	--	--	--	--	--	"			
Aroclor 1254	"	ND	---	33.2	"	"	--	--	--	--	--	--	"			
Aroclor 1260	"	ND	---	33.2	"	"	--	--	--	--	--	--	"			
<i>Surrogate(s): Decachlorobiphenyl</i>													<i>Recovery: 94.9%</i>	<i>Limits: 16-149%</i>	<i>"</i>	<i>05/19/06 12:57</i>

LCS (6050786-BS1)													Extracted: 05/17/06 11:00			
Aroclor 1016	EPA 8082	286	---	33.2	ug/kg wet	1x	--	333	85.9%	(57-135)	--	--	05/18/06 18:07			
Aroclor 1260	"	231	---	33.2	"	"	--	"	69.4%	(60-135)	--	--	"			
<i>Surrogate(s): Decachlorobiphenyl</i>													<i>Recovery: 106%</i>	<i>Limits: 16-149%</i>	<i>"</i>	<i>05/19/06 12:38</i>

TestAmerica - Portland, OR

The results in this report apply to the samples analyzed in accordance with the chain of custody document. This analytical report must be reproduced in its entirety.

Sarah Rockwell

Sarah Rockwell, Project Manager



SLR-Portland	Project Name: Jeld Wen- Nord Door	
1800 Blankenship Road Suite 440	Project Number: 008.0228.00013	Report Created:
West Linn, OR 97068	Project Manager: R. Scott Miller	05/25/06 18:22

Polychlorinated Biphenyls per EPA Method 8082 - Laboratory Quality Control Results
 TestAmerica - Portland, OR

QC Batch: 6050786 Soil Preparation Method: EPA 3550

Analyte	Method	Result	MDL*	MRL	Units	Dil	Source Result	Spike Amt	% REC	(Limits)	% RPD	(Limits)	Analyzed	Notes	
Matrix Spike (6050786-MS1)			QC Source: PPE0255-17					Extracted: 05/17/06 11:00							
Aroclor 1016	EPA 8082	282	---	37.5	ug/kg dry	1x	ND	375	75.2%	(37-145)	--	--	05/18/06 17:48		
Aroclor 1260	"	186	---	37.5	"	"	ND	"	49.6%	(25-144)	--	--	"		
<i>Surrogate(s): Decachlorobiphenyl</i>		<i>Recovery: 62.7%</i>		<i>Limits: 16-149%</i>		<i>5x</i>							<i>05/19/06 11:01</i>		
Matrix Spike Dup (6050786-MSD1)			QC Source: PPE0255-17					Extracted: 05/17/06 11:00							
Aroclor 1016	EPA 8082	244	---	37.7	ug/kg dry	1x	ND	378	64.6%	(37-145)	14.4% (26)		05/18/06 17:29		
Aroclor 1260	"	181	---	37.7	"	"	ND	"	47.9%	(25-144)	2.72% (30)		"		
<i>Surrogate(s): Decachlorobiphenyl</i>		<i>Recovery: 62.7%</i>		<i>Limits: 16-149%</i>		<i>5x</i>							<i>05/19/06 10:41</i>		

TestAmerica - Portland, OR

The results in this report apply to the samples analyzed in accordance with the chain of custody document. This analytical report must be reproduced in its entirety.

Sarah Rockwell

Sarah Rockwell, Project Manager



SLR-Portland	Project Name: Jeld Wen- Nord Door	Report Created:
1800 Blankenship Road Suite 440	Project Number: 008.0228.00013	05/25/06 18:22
West Linn, OR 97068	Project Manager: R. Scott Miller	

Volatile Organic Compounds per EPA Method 8260B - Laboratory Quality Control Results
 TestAmerica - Portland, OR

QC Batch: 6050403 **Water Preparation Method: EPA 5030B**

Analyte	Method	Result	MDL*	MRL	Units	Dil	Source Result	Spike Amt	% REC	(Limits)	% RPD	(Limits)	Analyzed	Notes
Blank (6050403-BLK1)										Extracted: 05/09/06 08:52				
Acetone	EPA 8260B	ND	---	25.0	ug/l	1x	--	--	--	--	--	--	05/09/06 14:05	
Benzene	"	ND	---	1.00	"	"	--	--	--	--	--	--	"	
Bromobenzene	"	ND	---	1.00	"	"	--	--	--	--	--	--	"	
Bromochloromethane	"	ND	---	1.00	"	"	--	--	--	--	--	--	"	
Bromodichloromethane	"	ND	---	1.00	"	"	--	--	--	--	--	--	"	
Bromoform	"	ND	---	1.00	"	"	--	--	--	--	--	--	"	
Bromomethane	"	ND	---	5.00	"	"	--	--	--	--	--	--	"	
2-Butanone (MEK)	"	ND	---	10.0	"	"	--	--	--	--	--	--	"	
n-Butylbenzene	"	ND	---	5.00	"	"	--	--	--	--	--	--	"	
sec-Butylbenzene	"	ND	---	1.00	"	"	--	--	--	--	--	--	"	
tert-Butylbenzene	"	ND	---	1.00	"	"	--	--	--	--	--	--	"	
Carbon disulfide	"	ND	---	10.0	"	"	--	--	--	--	--	--	"	
Carbon tetrachloride	"	ND	---	1.00	"	"	--	--	--	--	--	--	"	
Chlorobenzene	"	ND	---	1.00	"	"	--	--	--	--	--	--	"	
Chloroethane	"	ND	---	1.00	"	"	--	--	--	--	--	--	"	
Chloroform	"	ND	---	1.00	"	"	--	--	--	--	--	--	"	
Chloromethane	"	ND	---	5.00	"	"	--	--	--	--	--	--	"	
2-Chlorotoluene	"	ND	---	1.00	"	"	--	--	--	--	--	--	"	
4-Chlorotoluene	"	ND	---	1.00	"	"	--	--	--	--	--	--	"	
1,2-Dibromo-3-chloropropane	"	ND	---	5.00	"	"	--	--	--	--	--	--	"	
Dibromochloromethane	"	ND	---	1.00	"	"	--	--	--	--	--	--	"	
1,2-Dibromoethane	"	ND	---	1.00	"	"	--	--	--	--	--	--	"	
Dibromomethane	"	ND	---	1.00	"	"	--	--	--	--	--	--	"	
1,2-Dichlorobenzene	"	ND	---	1.00	"	"	--	--	--	--	--	--	"	
1,3-Dichlorobenzene	"	ND	---	1.00	"	"	--	--	--	--	--	--	"	
1,4-Dichlorobenzene	"	ND	---	1.00	"	"	--	--	--	--	--	--	"	
Dichlorodifluoromethane	"	ND	---	5.00	"	"	--	--	--	--	--	--	"	
1,1-Dichloroethane	"	ND	---	1.00	"	"	--	--	--	--	--	--	"	
1,2-Dichloroethane	"	ND	---	1.00	"	"	--	--	--	--	--	--	"	
1,1-Dichloroethene	"	ND	---	1.00	"	"	--	--	--	--	--	--	"	
cis-1,2-Dichloroethene	"	ND	---	1.00	"	"	--	--	--	--	--	--	"	
trans-1,2-Dichloroethene	"	ND	---	1.00	"	"	--	--	--	--	--	--	"	
1,2-Dichloropropane	"	ND	---	1.00	"	"	--	--	--	--	--	--	"	
1,3-Dichloropropane	"	ND	---	1.00	"	"	--	--	--	--	--	--	"	
2,2-Dichloropropane	"	ND	---	1.00	"	"	--	--	--	--	--	--	"	
1,1-Dichloropropene	"	ND	---	1.00	"	"	--	--	--	--	--	--	"	
cis-1,3-Dichloropropene	"	ND	---	1.00	"	"	--	--	--	--	--	--	"	
trans-1,3-Dichloropropene	"	ND	---	1.00	"	"	--	--	--	--	--	--	"	
Ethylbenzene	"	ND	---	1.00	"	"	--	--	--	--	--	--	"	

TestAmerica - Portland, OR

The results in this report apply to the samples analyzed in accordance with the chain of custody document. This analytical report must be reproduced in its entirety.

Sarah Rockwell

Sarah Rockwell, Project Manager



SLR-Portland	Project Name: Jeld Wen- Nord Door	Report Created:
1800 Blankenship Road Suite 440	Project Number: 008.0228.00013	05/25/06 18:22
West Linn, OR 97068	Project Manager: R. Scott Miller	

Volatile Organic Compounds per EPA Method 8260B - Laboratory Quality Control Results
 TestAmerica - Portland, OR

QC Batch: 6050403 **Water Preparation Method: EPA 5030B**

Analyte	Method	Result	MDL*	MRL	Units	Dil	Source Result	Spike Amt	% REC	(Limits)	% RPD	(Limits)	Analyzed	Notes
---------	--------	--------	------	-----	-------	-----	---------------	-----------	-------	----------	-------	----------	----------	-------

Blank (6050403-BLK1)													Extracted: 05/09/06 08:52			
Hexachlorobutadiene	EPA 8260B	ND	---	4.00	ug/l	1x	--	--	--	--	--	--	05/09/06 14:05			
2-Hexanone	"	ND	---	10.0	"	"	--	--	--	--	--	--	"			
Isopropylbenzene	"	ND	---	2.00	"	"	--	--	--	--	--	--	"			
p-Isopropyltoluene	"	ND	---	2.00	"	"	--	--	--	--	--	--	"			
4-Methyl-2-pentanone	"	ND	---	5.00	"	"	--	--	--	--	--	--	"			
Methyl tert-butyl ether	"	ND	---	1.00	"	"	--	--	--	--	--	--	"			
Methylene chloride	"	ND	---	5.00	"	"	--	--	--	--	--	--	"			
Naphthalene	"	ND	---	2.00	"	"	--	--	--	--	--	--	"			
n-Propylbenzene	"	ND	---	1.00	"	"	--	--	--	--	--	--	"			
Styrene	"	ND	---	1.00	"	"	--	--	--	--	--	--	"			
1,1,1,2-Tetrachloroethane	"	ND	---	1.00	"	"	--	--	--	--	--	--	"			
1,1,2,2-Tetrachloroethane	"	ND	---	1.00	"	"	--	--	--	--	--	--	"			
Tetrachloroethene	"	ND	---	1.00	"	"	--	--	--	--	--	--	"			
Toluene	"	ND	---	1.00	"	"	--	--	--	--	--	--	"			
1,2,3-Trichlorobenzene	"	ND	---	1.00	"	"	--	--	--	--	--	--	"			
1,2,4-Trichlorobenzene	"	ND	---	1.00	"	"	--	--	--	--	--	--	"			
1,1,1-Trichloroethane	"	ND	---	1.00	"	"	--	--	--	--	--	--	"			
1,1,2-Trichloroethane	"	ND	---	1.00	"	"	--	--	--	--	--	--	"			
Trichloroethene	"	ND	---	1.00	"	"	--	--	--	--	--	--	"			
Trichlorofluoromethane	"	ND	---	1.00	"	"	--	--	--	--	--	--	"			
1,2,3-Trichloropropane	"	ND	---	1.00	"	"	--	--	--	--	--	--	"			
1,2,4-Trimethylbenzene	"	ND	---	1.00	"	"	--	--	--	--	--	--	"			
1,3,5-Trimethylbenzene	"	ND	---	1.00	"	"	--	--	--	--	--	--	"			
Vinyl chloride	"	ND	---	1.00	"	"	--	--	--	--	--	--	"			
o-Xylene	"	ND	---	1.00	"	"	--	--	--	--	--	--	"			
m,p-Xylene	"	ND	---	2.00	"	"	--	--	--	--	--	--	"			
<i>Surrogate(s): 4-BFB</i>													<i>Recovery: 90.0%</i>	<i>Limits: 80-120%</i>	<i>"</i>	<i>05/09/06 14:05</i>
<i>1,2-DCA-d4</i>													<i>110%</i>	<i>80-120%</i>	<i>"</i>	<i>"</i>
<i>Dibromofluoromethane</i>													<i>110%</i>	<i>80-120%</i>	<i>"</i>	<i>"</i>
<i>Toluene-d8</i>													<i>104%</i>	<i>80-120%</i>	<i>"</i>	<i>"</i>

Sarah Rockwell

Sarah Rockwell, Project Manager



SLR-Portland	Project Name: Jeld Wen- Nord Door	Report Created:
1800 Blankenship Road Suite 440	Project Number: 008.0228.00013	05/25/06 18:22
West Linn, OR 97068	Project Manager: R. Scott Miller	

Volatile Organic Compounds per EPA Method 8260B - Laboratory Quality Control Results
 TestAmerica - Portland, OR

QC Batch: 6050403 **Water Preparation Method: EPA 5030B**

Analyte	Method	Result	MDL*	MRL	Units	Dil	Source Result	Spike Amt	% REC	(Limits)	% RPD	(Limits)	Analyzed	Notes
LCS (6050403-BS1)													Extracted: 05/09/06 08:52	
Benzene	EPA 8260B	23.3	---	1.00	ug/l	1x	--	20.0	116%	(80-120)	--	--	05/09/06 11:41	
Chlorobenzene	"	23.5	---	1.00	"	"	--	"	118%	(80-124)	--	--	"	
1,1-Dichloroethene	"	22.7	---	1.00	"	"	--	"	114%	(78-120)	--	--	"	
Toluene	"	23.6	---	1.00	"	"	--	"	118%	(80-124)	--	--	"	
Trichloroethene	"	22.9	---	1.00	"	"	--	"	114%	(80-132)	--	--	"	
<i>Surrogate(s): 4-BFB</i>		<i>Recovery:</i>	<i>106%</i>	<i>Limits:</i>	<i>80-120%</i>	<i>"</i>							<i>05/09/06 11:41</i>	
<i>1,2-DCA-d4</i>			<i>108%</i>		<i>80-120%</i>	<i>"</i>							<i>"</i>	
<i>Dibromofluoromethane</i>			<i>108%</i>		<i>80-120%</i>	<i>"</i>							<i>"</i>	
<i>Toluene-d8</i>			<i>108%</i>		<i>80-120%</i>	<i>"</i>							<i>"</i>	

Matrix Spike (6050403-MS1)													QC Source: PPE0267-08		Extracted: 05/09/06 08:52	
Benzene	EPA 8260B	23.8	---	1.00	ug/l	1x	ND	20.0	119%	(80-124)	--	--	05/09/06 12:10			
Chlorobenzene	"	22.9	---	1.00	"	"	ND	"	114%	(72.9-134)	--	--	"			
1,1-Dichloroethene	"	23.3	---	1.00	"	"	ND	"	116%	(79.3-127)	--	--	"			
Toluene	"	23.5	---	1.00	"	"	0.410	"	115%	(79.7-131)	--	--	"			
Trichloroethene	"	22.3	---	1.00	"	"	ND	"	112%	(68.4-130)	--	--	"			
<i>Surrogate(s): 4-BFB</i>		<i>Recovery:</i>	<i>104%</i>	<i>Limits:</i>	<i>80-120%</i>	<i>"</i>							<i>05/09/06 12:10</i>			
<i>1,2-DCA-d4</i>			<i>112%</i>		<i>80-120%</i>	<i>"</i>							<i>"</i>			
<i>Dibromofluoromethane</i>			<i>112%</i>		<i>80-120%</i>	<i>"</i>							<i>"</i>			
<i>Toluene-d8</i>			<i>107%</i>		<i>80-120%</i>	<i>"</i>							<i>"</i>			

Matrix Spike Dup (6050403-MSD1)													QC Source: PPE0267-08		Extracted: 05/09/06 08:52	
Benzene	EPA 8260B	23.3	---	1.00	ug/l	1x	ND	20.0	116%	(80-124)	2.12%	(25)	05/09/06 12:39			
Chlorobenzene	"	23.3	---	1.00	"	"	ND	"	116%	(72.9-134)	1.73%	"	"			
1,1-Dichloroethene	"	22.4	---	1.00	"	"	ND	"	112%	(79.3-127)	3.94%	"	"			
Toluene	"	23.1	---	1.00	"	"	0.410	"	113%	(79.7-131)	1.72%	"	"			
Trichloroethene	"	22.1	---	1.00	"	"	ND	"	110%	(68.4-130)	0.901%	"	"			
<i>Surrogate(s): 4-BFB</i>		<i>Recovery:</i>	<i>104%</i>	<i>Limits:</i>	<i>80-120%</i>	<i>"</i>							<i>05/09/06 12:39</i>			
<i>1,2-DCA-d4</i>			<i>106%</i>		<i>80-120%</i>	<i>"</i>							<i>"</i>			
<i>Dibromofluoromethane</i>			<i>108%</i>		<i>80-120%</i>	<i>"</i>							<i>"</i>			
<i>Toluene-d8</i>			<i>106%</i>		<i>80-120%</i>	<i>"</i>							<i>"</i>			

TestAmerica - Portland, OR

The results in this report apply to the samples analyzed in accordance with the chain of custody document. This analytical report must be reproduced in its entirety.

Sarah Rockwell

Sarah Rockwell, Project Manager



SLR-Portland	Project Name: Jeld Wen- Nord Door	Report Created:
1800 Blankenship Road Suite 440	Project Number: 008.0228.00013	05/25/06 18:22
West Linn, OR 97068	Project Manager: R. Scott Miller	

Volatile Organic Compounds per EPA Method 8260B - Laboratory Quality Control Results
 TestAmerica - Portland, OR

QC Batch: 6050659 **Soil Preparation Method: EPA 5035 Modified**

Analyte	Method	Result	MDL*	MRL	Units	Dil	Source Result	Spike Amt	% REC	(Limits)	% RPD	(Limits)	Analyzed	Notes
Blank (6050659-BLK1)													Extracted: 05/15/06 09:15	
Acetone	EPA 8260B	ND	---	2500	ug/kg wet	1x	--	--	--	--	--	--	05/16/06 19:43	
Benzene	"	ND	---	20.0	"	"	--	--	--	--	--	--	"	
Bromobenzene	"	ND	---	99.8	"	"	--	--	--	--	--	--	"	
Bromochloromethane	"	ND	---	99.8	"	"	--	--	--	--	--	--	"	
Bromodichloromethane	"	ND	---	99.8	"	"	--	--	--	--	--	--	"	
Bromoform	"	ND	---	99.8	"	"	--	--	--	--	--	--	"	
Bromomethane	"	ND	---	499	"	"	--	--	--	--	--	--	"	
2-Butanone (MEK)	"	ND	---	998	"	"	--	--	--	--	--	--	"	
n-Butylbenzene	"	ND	---	499	"	"	--	--	--	--	--	--	"	
sec-Butylbenzene	"	ND	---	99.8	"	"	--	--	--	--	--	--	"	
tert-Butylbenzene	"	ND	---	99.8	"	"	--	--	--	--	--	--	"	
Carbon disulfide	"	ND	---	998	"	"	--	--	--	--	--	--	"	
Carbon tetrachloride	"	ND	---	99.8	"	"	--	--	--	--	--	--	"	
Chlorobenzene	"	ND	---	99.8	"	"	--	--	--	--	--	--	"	
Chloroethane	"	ND	---	99.8	"	"	--	--	--	--	--	--	"	
Chloroform	"	ND	---	99.8	"	"	--	--	--	--	--	--	"	
Chloromethane	"	ND	---	499	"	"	--	--	--	--	--	--	"	
2-Chlorotoluene	"	ND	---	99.8	"	"	--	--	--	--	--	--	"	
4-Chlorotoluene	"	ND	---	99.8	"	"	--	--	--	--	--	--	"	
1,2-Dibromo-3-chloropropane	"	ND	---	499	"	"	--	--	--	--	--	--	"	
Dibromochloromethane	"	ND	---	99.8	"	"	--	--	--	--	--	--	"	
1,2-Dibromoethane	"	ND	---	99.8	"	"	--	--	--	--	--	--	"	
Dibromomethane	"	ND	---	99.8	"	"	--	--	--	--	--	--	"	
1,2-Dichlorobenzene	"	ND	---	99.8	"	"	--	--	--	--	--	--	"	
1,3-Dichlorobenzene	"	ND	---	99.8	"	"	--	--	--	--	--	--	"	
1,4-Dichlorobenzene	"	ND	---	99.8	"	"	--	--	--	--	--	--	"	
Dichlorodifluoromethane	"	ND	---	499	"	"	--	--	--	--	--	--	"	
1,1-Dichloroethane	"	ND	---	99.8	"	"	--	--	--	--	--	--	"	
1,2-Dichloroethane	"	ND	---	99.8	"	"	--	--	--	--	--	--	"	
1,1-Dichloroethene	"	ND	---	99.8	"	"	--	--	--	--	--	--	"	
cis-1,2-Dichloroethene	"	ND	---	99.8	"	"	--	--	--	--	--	--	"	
trans-1,2-Dichloroethene	"	ND	---	99.8	"	"	--	--	--	--	--	--	"	
1,2-Dichloropropane	"	ND	---	99.8	"	"	--	--	--	--	--	--	"	
1,3-Dichloropropane	"	ND	---	99.8	"	"	--	--	--	--	--	--	"	
2,2-Dichloropropane	"	ND	---	99.8	"	"	--	--	--	--	--	--	"	
1,1-Dichloropropene	"	ND	---	99.8	"	"	--	--	--	--	--	--	"	
cis-1,3-Dichloropropene	"	ND	---	99.8	"	"	--	--	--	--	--	--	"	
trans-1,3-Dichloropropene	"	ND	---	99.8	"	"	--	--	--	--	--	--	"	
Ethylbenzene	"	ND	---	99.8	"	"	--	--	--	--	--	--	"	

TestAmerica - Portland, OR

The results in this report apply to the samples analyzed in accordance with the chain of custody document. This analytical report must be reproduced in its entirety.

Sarah Rockwell

Sarah Rockwell, Project Manager



SLR-Portland	Project Name: Jeld Wen- Nord Door	Report Created:
1800 Blankenship Road Suite 440	Project Number: 008.0228.00013	05/25/06 18:22
West Linn, OR 97068	Project Manager: R. Scott Miller	

Volatile Organic Compounds per EPA Method 8260B - Laboratory Quality Control Results
TestAmerica - Portland, OR

QC Batch: 6050659 **Soil Preparation Method: EPA 5035 Modified**

Analyte	Method	Result	MDL*	MRL	Units	Dil	Source Result	Spike Amt	% REC	(Limits)	% RPD	(Limits)	Analyzed	Notes
---------	--------	--------	------	-----	-------	-----	---------------	-----------	-------	----------	-------	----------	----------	-------

Blank (6050659-BLK1)													Extracted: 05/15/06 09:15	
Hexachlorobutadiene	EPA 8260B	ND	---	399	ug/kg wet	1x	--	--	--	--	--	--	05/16/06 19:43	
2-Hexanone	"	ND	---	998	"	"	--	--	--	--	--	--	"	
Isopropylbenzene	"	ND	---	200	"	"	--	--	--	--	--	--	"	
p-Isopropyltoluene	"	ND	---	200	"	"	--	--	--	--	--	--	"	
4-Methyl-2-pentanone	"	ND	---	499	"	"	--	--	--	--	--	--	"	
Methyl tert-butyl ether	"	ND	---	99.8	"	"	--	--	--	--	--	--	"	
Methylene chloride	"	ND	---	499	"	"	--	--	--	--	--	--	"	
Naphthalene	"	ND	---	200	"	"	--	--	--	--	--	--	"	
n-Propylbenzene	"	ND	---	99.8	"	"	--	--	--	--	--	--	"	
Styrene	"	ND	---	99.8	"	"	--	--	--	--	--	--	"	
1,1,1,2-Tetrachloroethane	"	ND	---	99.8	"	"	--	--	--	--	--	--	"	
1,1,2,2-Tetrachloroethane	"	ND	---	99.8	"	"	--	--	--	--	--	--	"	
Tetrachloroethene	"	ND	---	99.8	"	"	--	--	--	--	--	--	"	
Toluene	"	ND	---	99.8	"	"	--	--	--	--	--	--	"	
1,2,3-Trichlorobenzene	"	ND	---	99.8	"	"	--	--	--	--	--	--	"	
1,2,4-Trichlorobenzene	"	ND	---	99.8	"	"	--	--	--	--	--	--	"	
1,1,1-Trichloroethane	"	ND	---	99.8	"	"	--	--	--	--	--	--	"	
1,1,2-Trichloroethane	"	ND	---	99.8	"	"	--	--	--	--	--	--	"	
Trichloroethene	"	ND	---	99.8	"	"	--	--	--	--	--	--	"	
Trichlorofluoromethane	"	ND	---	99.8	"	"	--	--	--	--	--	--	"	
1,2,3-Trichloropropane	"	ND	---	99.8	"	"	--	--	--	--	--	--	"	
1,2,4-Trimethylbenzene	"	ND	---	99.8	"	"	--	--	--	--	--	--	"	
1,3,5-Trimethylbenzene	"	ND	---	99.8	"	"	--	--	--	--	--	--	"	
Vinyl chloride	"	ND	---	99.8	"	"	--	--	--	--	--	--	"	
o-Xylene	"	ND	---	99.8	"	"	--	--	--	--	--	--	"	
m,p-Xylene	"	ND	---	200	"	"	--	--	--	--	--	--	"	
Surrogate(s): 4-BFB		Recovery: 108%		Limits: 75-125%	0.01x								05/16/06 19:43	
1,2-DCA-d4		96.5%		75-125%	"								"	
Dibromofluoromethane		98.5%		75-125%	"								"	
Toluene-d8		102%		75-125%	"								"	

Sarah Rockwell

Sarah Rockwell, Project Manager



SLR-Portland	Project Name: Jeld Wen- Nord Door	Report Created:
1800 Blankenship Road Suite 440	Project Number: 008.0228.00013	05/25/06 18:22
West Linn, OR 97068	Project Manager: R. Scott Miller	

Volatile Organic Compounds per EPA Method 8260B - Laboratory Quality Control Results
 TestAmerica - Portland, OR

QC Batch: 6050659 **Soil Preparation Method: EPA 5035 Modified**

Analyte	Method	Result	MDL*	MRL	Units	Dil	Source Result	Spike Amt	% REC	(Limits)	% RPD	(Limits)	Analyzed	Notes
LCS (6050659-BS1)													Extracted: 05/15/06 09:15	
Benzene	EPA 8260B	2080	---	19.9	ug/kg wet	1x	--	1990	105%	(81.9-125)	--	--	05/16/06 16:03	
Chlorobenzene	"	2030	---	99.4	"	"	--	"	102%	(79.2-125)	--	--	"	
1,1-Dichloroethene	"	2090	---	99.4	"	"	--	"	105%	(66.1-125)	--	--	"	
Toluene	"	2120	---	99.4	"	"	--	"	107%	(80-125)	--	--	"	
Trichloroethene	"	2030	---	99.4	"	"	--	"	102%	(76-125)	--	--	"	
<i>Surrogate(s): 4-BFB</i>		<i>Recovery:</i>	<i>110%</i>	<i>Limits: 75-125% 0.01x</i>									<i>05/16/06 16:03</i>	
<i>1,2-DCA-d4</i>			<i>112%</i>	<i>75-125% "</i>									<i>"</i>	
<i>Dibromofluoromethane</i>			<i>111%</i>	<i>75-125% "</i>									<i>"</i>	
<i>Toluene-d8</i>			<i>109%</i>	<i>75-125% "</i>									<i>"</i>	

Matrix Spike (6050659-MS1)													QC Source: PPE0248-01		Extracted: 05/15/06 09:15	
Benzene	EPA 8260B	2340	---	23.0	ug/kg dry	1x	ND	2300	102%	(68.5-125)	--	--	05/16/06 16:31			
Chlorobenzene	"	2240	---	115	"	"	ND	"	97.4%	(65.9-125)	--	--	"			
1,1-Dichloroethene	"	2330	---	115	"	"	ND	"	101%	(55.8-125)	--	--	"			
Toluene	"	2350	---	115	"	"	10.4	"	102%	(70.3-125)	--	--	"			
Trichloroethene	"	2280	---	115	"	"	ND	"	99.1%	(65.5-125)	--	--	"			
<i>Surrogate(s): 4-BFB</i>		<i>Recovery:</i>	<i>105%</i>	<i>Limits: 75-125% 0.01x</i>									<i>05/16/06 16:31</i>			
<i>1,2-DCA-d4</i>			<i>101%</i>	<i>75-125% "</i>									<i>"</i>			
<i>Dibromofluoromethane</i>			<i>99.6%</i>	<i>75-125% "</i>									<i>"</i>			
<i>Toluene-d8</i>			<i>102%</i>	<i>75-125% "</i>									<i>"</i>			

Matrix Spike Dup (6050659-MSD1)													QC Source: PPE0248-01		Extracted: 05/15/06 09:15	
Benzene	EPA 8260B	2250	---	23.0	ug/kg dry	1x	ND	2300	97.8%	(68.5-125)	3.92%	(25)	05/16/06 16:59			
Chlorobenzene	"	2200	---	115	"	"	ND	"	95.7%	(65.9-125)	1.80%	"	"			
1,1-Dichloroethene	"	2310	---	115	"	"	ND	"	100%	(55.8-125)	0.862%	"	"			
Toluene	"	2310	---	115	"	"	10.4	"	100%	(70.3-125)	1.72%	"	"			
Trichloroethene	"	2270	---	115	"	"	ND	"	98.7%	(65.5-125)	0.440%	"	"			
<i>Surrogate(s): 4-BFB</i>		<i>Recovery:</i>	<i>104%</i>	<i>Limits: 75-125% 0.01x</i>									<i>05/16/06 16:59</i>			
<i>1,2-DCA-d4</i>			<i>96.5%</i>	<i>75-125% "</i>									<i>"</i>			
<i>Dibromofluoromethane</i>			<i>99.1%</i>	<i>75-125% "</i>									<i>"</i>			
<i>Toluene-d8</i>			<i>101%</i>	<i>75-125% "</i>									<i>"</i>			

TestAmerica - Portland, OR

The results in this report apply to the samples analyzed in accordance with the chain of custody document. This analytical report must be reproduced in its entirety.

Sarah Rockwell

Sarah Rockwell, Project Manager



SLR-Portland	Project Name: Jeld Wen- Nord Door	Report Created:
1800 Blankenship Road Suite 440	Project Number: 008.0228.00013	05/25/06 18:22
West Linn, OR 97068	Project Manager: R. Scott Miller	

Semivolatile Organic Compounds per EPA Method 8270C - Laboratory Quality Control Results
 TestAmerica - Portland, OR

QC Batch: 6050299 **Water Preparation Method: EPA 3520/600 Series**

Analyte	Method	Result	MDL*	MRL	Units	Dil	Source Result	Spike Amt	% REC	(Limits)	% RPD	(Limits)	Analyzed	Notes
Blank (6050299-BLK1)										Extracted: 05/05/06 20:00				
1,2-Diphenylhydrazine (as Azobenzene)	EPA 8270C	ND	---	5.00	ug/l	1x	--	--	--	--	--	--	05/11/06 08:18	
Carbazole	"	ND	---	5.00	"	"	--	--	--	--	--	--		
Acenaphthene	"	ND	---	5.00	"	"	--	--	--	--	--	--		
Acenaphthylene	"	ND	---	5.00	"	"	--	--	--	--	--	--		
Anthracene	"	ND	---	5.00	"	"	--	--	--	--	--	--		
Benzo (a) anthracene	"	ND	---	5.00	"	"	--	--	--	--	--	--		
Benzo (a) pyrene	"	ND	---	5.00	"	"	--	--	--	--	--	--		
Benzo (b) fluoranthene	"	ND	---	5.00	"	"	--	--	--	--	--	--		
Benzo (ghi) perylene	"	ND	---	5.00	"	"	--	--	--	--	--	--		
Benzo (k) fluoranthene	"	ND	---	5.00	"	"	--	--	--	--	--	--		
Benzoic Acid	"	ND	---	50.0	"	"	--	--	--	--	--	--		
Benzyl alcohol	"	ND	---	10.0	"	"	--	--	--	--	--	--		
4-Bromophenyl phenyl ether	"	ND	---	5.00	"	"	--	--	--	--	--	--		
Butyl benzyl phthalate	"	ND	---	5.00	"	"	--	--	--	--	--	--		
4-Chloro-3-methylphenol	"	ND	---	5.00	"	"	--	--	--	--	--	--		
4-Chloroaniline	"	ND	---	20.0	"	"	--	--	--	--	--	--		
Bis(2-chloroethoxy)methane	"	ND	---	10.0	"	"	--	--	--	--	--	--		
Bis(2-chloroethyl)ether	"	ND	---	5.00	"	"	--	--	--	--	--	--		
Bis(2-chloroisopropyl)ether	"	ND	---	10.0	"	"	--	--	--	--	--	--		
2-Chloronaphthalene	"	ND	---	5.00	"	"	--	--	--	--	--	--		
2-Chlorophenol	"	ND	---	5.00	"	"	--	--	--	--	--	--		
4-Chlorophenyl phenyl ether	"	ND	---	5.00	"	"	--	--	--	--	--	--		
Chrysene	"	ND	---	5.00	"	"	--	--	--	--	--	--		
Di-n-butyl phthalate	"	ND	---	5.00	"	"	--	--	--	--	--	--		
Di-n-octyl phthalate	"	ND	---	5.00	"	"	--	--	--	--	--	--		
Dibenzo (a,h) anthracene	"	ND	---	5.00	"	"	--	--	--	--	--	--		
Dibenzofuran	"	ND	---	5.00	"	"	--	--	--	--	--	--		
1,2-Dichlorobenzene	"	ND	---	5.00	"	"	--	--	--	--	--	--		
1,3-Dichlorobenzene	"	ND	---	5.00	"	"	--	--	--	--	--	--		
1,4-Dichlorobenzene	"	ND	---	5.00	"	"	--	--	--	--	--	--		
3,3'-Dichlorobenzidine	"	ND	---	5.00	"	"	--	--	--	--	--	--		
2,4-Dichlorophenol	"	ND	---	5.00	"	"	--	--	--	--	--	--		
Diethyl phthalate	"	ND	---	5.00	"	"	--	--	--	--	--	--		
2,4-Dimethylphenol	"	ND	---	10.0	"	"	--	--	--	--	--	--		
Dimethyl phthalate	"	ND	---	5.00	"	"	--	--	--	--	--	--		
4,6-Dinitro-2-methylphenol	"	ND	---	10.0	"	"	--	--	--	--	--	--		
2,4-Dinitrophenol	"	ND	---	25.0	"	"	--	--	--	--	--	--		
2,4-Dinitrotoluene	"	ND	---	5.00	"	"	--	--	--	--	--	--		
2,6-Dinitrotoluene	"	ND	---	5.00	"	"	--	--	--	--	--	--		

TestAmerica - Portland, OR

The results in this report apply to the samples analyzed in accordance with the chain of custody document. This analytical report must be reproduced in its entirety.

Sarah Rockwell

Sarah Rockwell, Project Manager



SLR-Portland	Project Name: Jeld Wen- Nord Door	Report Created:
1800 Blankenship Road Suite 440	Project Number: 008.0228.00013	05/25/06 18:22
West Linn, OR 97068	Project Manager: R. Scott Miller	

Semivolatile Organic Compounds per EPA Method 8270C - Laboratory Quality Control Results
TestAmerica - Portland, OR

QC Batch: 6050299 **Water Preparation Method: EPA 3520/600 Series**

Analyte	Method	Result	MDL*	MRL	Units	Dil	Source Result	Spike Amt	% REC	(Limits)	% RPD	(Limits)	Analyzed	Notes
Blank (6050299-BLK1)										Extracted: 05/05/06 20:00				
Bis(2-ethylhexyl)phthalate	EPA 8270C	ND	---	10.0	ug/l	1x	--	--	--	--	--	--	05/11/06 08:18	
Fluoranthene	"	ND	---	5.00	"	"	--	--	--	--	--	--	"	
Fluorene	"	ND	---	5.00	"	"	--	--	--	--	--	--	"	
Hexachlorobenzene	"	ND	---	5.00	"	"	--	--	--	--	--	--	"	
Hexachlorobutadiene	"	ND	---	10.0	"	"	--	--	--	--	--	--	"	
Hexachlorocyclopentadiene	"	ND	---	10.0	"	"	--	--	--	--	--	--	"	
Hexachloroethane	"	ND	---	10.0	"	"	--	--	--	--	--	--	"	
Indeno (1,2,3-cd) pyrene	"	ND	---	5.00	"	"	--	--	--	--	--	--	"	
Isophorone	"	ND	---	5.00	"	"	--	--	--	--	--	--	"	
2-Methylnaphthalene	"	ND	---	5.00	"	"	--	--	--	--	--	--	"	
2-Methylphenol	"	ND	---	10.0	"	"	--	--	--	--	--	--	"	
3-,4-Methylphenol	"	ND	---	5.00	"	"	--	--	--	--	--	--	"	
Naphthalene	"	ND	---	5.00	"	"	--	--	--	--	--	--	"	
2-Nitroaniline	"	ND	---	5.00	"	"	--	--	--	--	--	--	"	
3-Nitroaniline	"	ND	---	10.0	"	"	--	--	--	--	--	--	"	
4-Nitroaniline	"	ND	---	10.0	"	"	--	--	--	--	--	--	"	
Nitrobenzene	"	ND	---	5.00	"	"	--	--	--	--	--	--	"	
2-Nitrophenol	"	ND	---	5.00	"	"	--	--	--	--	--	--	"	
4-Nitrophenol	"	ND	---	25.0	"	"	--	--	--	--	--	--	"	
N-Nitrosodi-n-propylamine	"	ND	---	10.0	"	"	--	--	--	--	--	--	"	
N-Nitrosodiphenylamine	"	ND	---	5.00	"	"	--	--	--	--	--	--	"	
Pentachlorophenol	"	ND	---	10.0	"	"	--	--	--	--	--	--	"	
Phenanthrene	"	ND	---	5.00	"	"	--	--	--	--	--	--	"	
Phenol	"	ND	---	5.00	"	"	--	--	--	--	--	--	"	
Pyrene	"	ND	---	5.00	"	"	--	--	--	--	--	--	"	
1,2,4-Trichlorobenzene	"	ND	---	5.00	"	"	--	--	--	--	--	--	"	
2,4,5-Trichlorophenol	"	ND	---	5.00	"	"	--	--	--	--	--	--	"	
2,4,6-Trichlorophenol	"	ND	---	5.00	"	"	--	--	--	--	--	--	"	
<i>Surrogate(s):</i>	<i>2-Fluorobiphenyl</i>	<i>Recovery:</i>	<i>68.0%</i>	<i>Limits:</i>	<i>28-118%</i>	<i>"</i>							<i>05/11/06 08:18</i>	
	<i>2-Fluorophenol</i>		<i>55.3%</i>		<i>12-100%</i>	<i>"</i>							<i>"</i>	
	<i>Nitrobenzene-d5</i>		<i>83.9%</i>		<i>37-124%</i>	<i>"</i>							<i>"</i>	
	<i>Phenol-d6</i>		<i>45.9%</i>		<i>4-105%</i>	<i>"</i>							<i>"</i>	
	<i>p-Terphenyl-d14</i>		<i>101%</i>		<i>44-140%</i>	<i>"</i>							<i>"</i>	
	<i>2,4,6-Tribromophenol</i>		<i>82.7%</i>		<i>31-142%</i>	<i>"</i>							<i>"</i>	

TestAmerica - Portland, OR

The results in this report apply to the samples analyzed in accordance with the chain of custody document. This analytical report must be reproduced in its entirety.

Sarah Rockwell

Sarah Rockwell, Project Manager



SLR-Portland	Project Name: Jeld Wen- Nord Door	Report Created:
1800 Blankenship Road Suite 440	Project Number: 008.0228.00013	05/25/06 18:22
West Linn, OR 97068	Project Manager: R. Scott Miller	

Semivolatile Organic Compounds per EPA Method 8270C - Laboratory Quality Control Results
 TestAmerica - Portland, OR

QC Batch: 6050299 **Water Preparation Method: EPA 3520/600 Series**

Analyte	Method	Result	MDL*	MRL	Units	Dil	Source Result	Spike Amt	% REC	(Limits)	% RPD	(Limits)	Analyzed	Notes
LCS (6050299-BS1)													Extracted: 05/05/06 20:00	
Acenaphthene	EPA 8270C	60.2	---	5.00	ug/l	1x	--	75.0	80.3%	(47-145)	--	--	05/11/06 09:01	
4-Chloro-3-methylphenol	"	127	---	5.00	"	"	--	150	84.7%	(22-147)	--	--	"	
2-Chlorophenol	"	134	---	5.00	"	"	--	"	89.3%	(23-134)	--	--	"	
1,4-Dichlorobenzene	"	38.3	---	5.00	"	"	--	75.0	51.1%	(8-124)	--	--	"	
2,4-Dinitrotoluene	"	66.6	---	5.00	"	"	--	"	88.8%	(39-139)	--	--	"	
4-Nitrophenol	"	108	---	25.0	"	"	--	150	72.0%	(1-132)	--	--	"	
N-Nitrosodi-n-propylamine	"	61.8	---	10.0	"	"	--	75.0	82.4%	(1-230)	--	--	"	
Pentachlorophenol	"	112	---	10.0	"	"	--	150	74.7%	(14-176)	--	--	"	
Phenol	"	105	---	5.00	"	"	--	"	70.0%	(5-112)	--	--	"	
Pyrene	"	67.4	---	5.00	"	"	--	75.0	89.9%	(52-122)	--	--	"	
1,2,4-Trichlorobenzene	"	42.0	---	5.00	"	"	--	"	56.0%	(11-142)	--	--	"	
<i>Surrogate(s):</i>														
2-Fluorobiphenyl		<i>Recovery:</i>	76.7%		<i>Limits:</i>	28-118%	"						05/11/06 09:01	
2-Fluorophenol			85.3%			12-100%	"						"	
Nitrobenzene-d5			86.5%			37-124%	"						"	
Phenol-d6			70.7%			4-105%	"						"	
p-Terphenyl-d14			100%			44-140%	"						"	
2,4,6-Tribromophenol			102%			31-142%	"						"	

LCS Dup (6050299-BSD1)													Extracted: 05/05/06 20:00	
Acenaphthene	EPA 8270C	62.4	---	5.00	ug/l	1x	--	75.0	83.2%	(47-145)	3.59%	(50)	05/11/06 09:44	
4-Chloro-3-methylphenol	"	123	---	5.00	"	"	--	150	82.0%	(22-147)	3.20%	"	"	
2-Chlorophenol	"	118	---	5.00	"	"	--	"	78.7%	(23-134)	12.7%	"	"	
1,4-Dichlorobenzene	"	35.2	---	5.00	"	"	--	75.0	46.9%	(8-124)	8.44%	"	"	
2,4-Dinitrotoluene	"	67.3	---	5.00	"	"	--	"	89.7%	(39-139)	1.05%	"	"	
4-Nitrophenol	"	85.7	---	25.0	"	"	--	150	57.1%	(1-132)	23.0%	"	"	
N-Nitrosodi-n-propylamine	"	59.6	---	10.0	"	"	--	75.0	79.5%	(1-230)	3.62%	"	"	
Pentachlorophenol	"	108	---	10.0	"	"	--	150	72.0%	(14-176)	3.64%	"	"	
Phenol	"	77.3	---	5.00	"	"	--	"	51.5%	(5-112)	30.4%	"	"	
Pyrene	"	70.4	---	5.00	"	"	--	75.0	93.9%	(52-122)	4.35%	"	"	
1,2,4-Trichlorobenzene	"	43.1	---	5.00	"	"	--	"	57.5%	(11-142)	2.59%	"	"	
<i>Surrogate(s):</i>														
2-Fluorobiphenyl		<i>Recovery:</i>	78.3%		<i>Limits:</i>	28-118%	"						05/11/06 09:44	
2-Fluorophenol			65.2%			12-100%	"						"	
Nitrobenzene-d5			89.5%			37-124%	"						"	
Phenol-d6			54.3%			4-105%	"						"	
p-Terphenyl-d14			104%			44-140%	"						"	
2,4,6-Tribromophenol			101%			31-142%	"						"	

TestAmerica - Portland, OR

The results in this report apply to the samples analyzed in accordance with the chain of custody document. This analytical report must be reproduced in its entirety.

Sarah Rockwell

Sarah Rockwell, Project Manager



SLR-Portland	Project Name: Jeld Wen- Nord Door	Report Created:
1800 Blankenship Road Suite 440	Project Number: 008.0228.00013	05/25/06 18:22
West Linn, OR 97068	Project Manager: R. Scott Miller	

Polynuclear Aromatic Compounds per EPA 8270M-SIM - Laboratory Quality Control Results
 TestAmerica - Portland, OR

QC Batch: 6050287 **Water Preparation Method: EPA 3520/600 Series**

Analyte	Method	Result	MDL*	MRL	Units	Dil	Source Result	Spike Amt	% REC	(Limits)	% RPD	(Limits)	Analyzed	Notes
Blank (6050287-BLK1)													Extracted: 05/05/06 16:20	
Acenaphthene	EPA 8270m	ND	---	0.100	ug/l	1x	--	--	--	--	--	--	05/09/06 19:10	
Acenaphthylene	"	ND	---	0.100	"	"	--	--	--	--	--	--	"	
Anthracene	"	ND	---	0.100	"	"	--	--	--	--	--	--	"	
Benzo (a) anthracene	"	ND	---	0.100	"	"	--	--	--	--	--	--	"	
Benzo (a) pyrene	"	ND	---	0.100	"	"	--	--	--	--	--	--	"	
Benzo (b) fluoranthene	"	ND	---	0.100	"	"	--	--	--	--	--	--	"	
Benzo (ghi) perylene	"	ND	---	0.100	"	"	--	--	--	--	--	--	"	
Benzo (k) fluoranthene	"	ND	---	0.100	"	"	--	--	--	--	--	--	"	
Chrysene	"	ND	---	0.100	"	"	--	--	--	--	--	--	"	
Dibenzo (a,h) anthracene	"	ND	---	0.200	"	"	--	--	--	--	--	--	"	
Fluoranthene	"	ND	---	0.100	"	"	--	--	--	--	--	--	"	
Fluorene	"	ND	---	0.100	"	"	--	--	--	--	--	--	"	
Indeno (1,2,3-cd) pyrene	"	ND	---	0.100	"	"	--	--	--	--	--	--	"	
Naphthalene	"	ND	---	0.100	"	"	--	--	--	--	--	--	"	
Phenanthrene	"	ND	---	0.100	"	"	--	--	--	--	--	--	"	
Pyrene	"	ND	---	0.100	"	"	--	--	--	--	--	--	"	
<i>Surrogate(s): Fluorene-d10</i>		<i>Recovery:</i>	<i>70.0%</i>	<i>Limits:</i>	<i>25-125%</i>	<i>"</i>							<i>05/09/06 19:10</i>	
<i>Pyrene-d10</i>			<i>72.4%</i>		<i>23-150%</i>	<i>"</i>							<i>"</i>	
<i>Benzo (a) pyrene-d12</i>			<i>70.4%</i>		<i>10-125%</i>	<i>"</i>							<i>"</i>	

LCS (6050287-BS1)													Extracted: 05/05/06 16:20	
Acenaphthene	EPA 8270m	1.85	---	0.100	ug/l	1x	--	2.50	74.0%	(26-135)	--	--	05/09/06 19:43	
Benzo (a) pyrene	"	2.03	---	0.100	"	"	--	"	81.2%	(38-137)	--	--	"	
Pyrene	"	2.00	---	0.100	"	"	--	"	80.0%	(33-133)	--	--	"	
<i>Surrogate(s): Fluorene-d10</i>		<i>Recovery:</i>	<i>76.8%</i>	<i>Limits:</i>	<i>25-125%</i>	<i>"</i>							<i>05/09/06 19:43</i>	
<i>Pyrene-d10</i>			<i>75.2%</i>		<i>23-150%</i>	<i>"</i>							<i>"</i>	
<i>Benzo (a) pyrene-d12</i>			<i>79.6%</i>		<i>10-125%</i>	<i>"</i>							<i>"</i>	

LCS Dup (6050287-BSD1)													Extracted: 05/05/06 16:20	
Acenaphthene	EPA 8270m	1.77	---	0.100	ug/l	1x	--	2.50	70.8%	(26-135)	4.42% (60)		05/09/06 20:16	
Benzo (a) pyrene	"	1.93	---	0.100	"	"	--	"	77.2%	(38-137)	5.05%	"	"	
Pyrene	"	1.95	---	0.100	"	"	--	"	78.0%	(33-133)	2.53%	"	"	
<i>Surrogate(s): Fluorene-d10</i>		<i>Recovery:</i>	<i>75.6%</i>	<i>Limits:</i>	<i>25-125%</i>	<i>"</i>							<i>05/09/06 20:16</i>	
<i>Pyrene-d10</i>			<i>74.4%</i>		<i>23-150%</i>	<i>"</i>							<i>"</i>	
<i>Benzo (a) pyrene-d12</i>			<i>76.8%</i>		<i>10-125%</i>	<i>"</i>							<i>"</i>	

TestAmerica - Portland, OR

The results in this report apply to the samples analyzed in accordance with the chain of custody document. This analytical report must be reproduced in its entirety.

Sarah Rockwell

Sarah Rockwell, Project Manager



SLR-Portland	Project Name: Jeld Wen- Nord Door	Report Created:
1800 Blankenship Road Suite 440	Project Number: 008.0228.00013	05/25/06 18:22
West Linn, OR 97068	Project Manager: R. Scott Miller	

Polynuclear Aromatic Compounds and Pentachlorophenol per EPA 8270M-SIM - Laboratory Quality Control Results
 TestAmerica - Portland, OR

QC Batch: 6050660 **Soil Preparation Method: EPA 3550**

Analyte	Method	Result	MDL*	MRL	Units	Dil	Source Result	Spike Amt	% REC	(Limits)	% RPD	(Limits)	Analyzed	Notes		
Blank (6050660-BLK1)													Extracted: 05/15/06 08:39			
Acenaphthene	EPA 8270m	ND	---	13.3	ug/kg wet	1x	--	--	--	--	--	--	05/19/06 15:52			
Acenaphthylene	"	ND	---	13.3	"	"	--	--	--	--	--	--	"			
Anthracene	"	ND	---	13.3	"	"	--	--	--	--	--	--	"			
Benzo (a) anthracene	"	ND	---	13.3	"	"	--	--	--	--	--	--	"			
Benzo (a) pyrene	"	ND	---	13.3	"	"	--	--	--	--	--	--	"			
Benzo (b) fluoranthene	"	ND	---	13.3	"	"	--	--	--	--	--	--	"			
Benzo (k) fluoranthene	"	ND	---	13.3	"	"	--	--	--	--	--	--	"			
Benzo (ghi) perylene	"	ND	---	13.3	"	"	--	--	--	--	--	--	"			
Chrysene	"	ND	---	13.3	"	"	--	--	--	--	--	--	"			
Dibenzo (a,h) anthracene	"	ND	---	13.3	"	"	--	--	--	--	--	--	"			
Fluoranthene	"	ND	---	13.3	"	"	--	--	--	--	--	--	"			
Fluorene	"	ND	---	13.3	"	"	--	--	--	--	--	--	"			
Indeno (1,2,3-cd) pyrene	"	ND	---	13.3	"	"	--	--	--	--	--	--	"			
Naphthalene	"	ND	---	13.3	"	"	--	--	--	--	--	--	"			
Pentachlorophenol	"	ND	---	66.7	"	"	--	--	--	--	--	--	"			
Phenanthrene	"	ND	---	13.3	"	"	--	--	--	--	--	--	"			
Pyrene	"	ND	---	13.3	"	"	--	--	--	--	--	--	"			
<i>Surrogate(s): Fluorene-d10</i>													<i>Recovery: 76.8%</i>	<i>Limits: 32-134%</i>	<i>"</i>	<i>05/19/06 15:52</i>
<i>2,4,6-Tribromophenol</i>													<i>69.7%</i>	<i>10-150%</i>	<i>"</i>	<i>"</i>
<i>Pyrene-d10</i>													<i>84.2%</i>	<i>41-152%</i>	<i>"</i>	<i>"</i>
<i>Benzo (a) pyrene-d12</i>													<i>97.7%</i>	<i>36-145%</i>	<i>"</i>	<i>"</i>

LCS (6050660-BS1)													Extracted: 05/15/06 08:39			
Acenaphthene	EPA 8270m	124	---	13.2	ug/kg wet	1x	--	165	75.2%	(33-139)	--	--	05/18/06 19:36			
Benzo (a) pyrene	"	165	---	13.2	"	"	--	"	100%	(45-149)	--	--	"			
Pentachlorophenol	"	192	---	66.2	"	"	--	329	58.4%	(14-176)	--	--	"			
Pyrene	"	134	---	13.2	"	"	--	165	81.2%	(39-138)	--	--	"			
<i>Surrogate(s): Fluorene-d10</i>													<i>Recovery: 78.7%</i>	<i>Limits: 32-134%</i>	<i>"</i>	<i>05/18/06 19:36</i>
<i>2,4,6-Tribromophenol</i>													<i>90.2%</i>	<i>10-150%</i>	<i>"</i>	<i>"</i>
<i>Pyrene-d10</i>													<i>77.9%</i>	<i>41-152%</i>	<i>"</i>	<i>"</i>
<i>Benzo (a) pyrene-d12</i>													<i>92.8%</i>	<i>36-145%</i>	<i>"</i>	<i>"</i>

TestAmerica - Portland, OR

The results in this report apply to the samples analyzed in accordance with the chain of custody document. This analytical report must be reproduced in its entirety.

Sarah Rockwell

Sarah Rockwell, Project Manager



SLR-Portland	Project Name: Jeld Wen- Nord Door	
1800 Blankenship Road Suite 440	Project Number: 008.0228.00013	Report Created:
West Linn, OR 97068	Project Manager: R. Scott Miller	05/25/06 18:22

Polynuclear Aromatic Compounds and Pentachlorophenol per EPA 8270M-SIM - Laboratory Quality Control Results
 TestAmerica - Portland, OR

QC Batch: 6050660 **Soil Preparation Method: EPA 3550**

Analyte	Method	Result	MDL*	MRL	Units	Dil	Source Result	Spike Amt	% REC	(Limits)	% RPD	(Limits)	Analyzed	Notes
Matrix Spike (6050660-MS1)			QC Source: PPE0193-11				Extracted: 05/15/06 08:39							
Acenaphthene	EPA 8270m	170	---	65.4	ug/kg dry	4x	ND	203	83.7%	(33-139)	--	--	05/18/06 23:13	
Benzo (a) pyrene	"	208	---	65.4	"	"	9.12	"	98.0%	(45-149)	--	--	"	
Pentachlorophenol	"	258	---	327	"	"	ND	407	63.4%	(14-176)	--	--	"	
Pyrene	"	351	---	65.4	"	"	72.1	203	137%	(39-138)	--	--	"	
<i>Surrogate(s): Fluorene-d10</i>		<i>Recovery:</i>	<i>85.1%</i>	<i>Limits: 32-134%</i>		<i>"</i>							<i>05/18/06 23:13</i>	
<i>2,4,6-Tribromophenol</i>			<i>96.1%</i>	<i>10-150%</i>		<i>"</i>							<i>"</i>	
<i>Pyrene-d10</i>			<i>81.2%</i>	<i>41-152%</i>		<i>"</i>							<i>"</i>	
<i>Benzo (a) pyrene-d12</i>			<i>95.6%</i>	<i>36-145%</i>		<i>"</i>							<i>"</i>	

Matrix Spike Dup (6050660-MSD1)			QC Source: PPE0193-11				Extracted: 05/15/06 08:39							
Acenaphthene	EPA 8270m	166	---	65.4	ug/kg dry	4x	ND	203	81.8%	(33-139)	2.38%	(50)	05/18/06 23:44	
Benzo (a) pyrene	"	221	---	65.4	"	"	9.12	"	104%	(45-149)	6.06%	"	"	
Pentachlorophenol	"	239	---	327	"	"	ND	407	58.7%	(14-176)	7.65%	(60)	"	
Pyrene	"	343	---	65.4	"	"	72.1	203	133%	(39-138)	2.31%	(50)	"	
<i>Surrogate(s): Fluorene-d10</i>		<i>Recovery:</i>	<i>85.9%</i>	<i>Limits: 32-134%</i>		<i>"</i>							<i>05/18/06 23:44</i>	
<i>2,4,6-Tribromophenol</i>			<i>98.0%</i>	<i>10-150%</i>		<i>"</i>							<i>"</i>	
<i>Pyrene-d10</i>			<i>85.0%</i>	<i>41-152%</i>		<i>"</i>							<i>"</i>	
<i>Benzo (a) pyrene-d12</i>			<i>96.9%</i>	<i>36-145%</i>		<i>"</i>							<i>"</i>	

TestAmerica - Portland, OR

The results in this report apply to the samples analyzed in accordance with the chain of custody document. This analytical report must be reproduced in its entirety.

Sarah Rockwell

Sarah Rockwell, Project Manager



SLR-Portland	Project Name: Jeld Wen- Nord Door	
1800 Blankenship Road Suite 440	Project Number: 008.0228.00013	Report Created:
West Linn, OR 97068	Project Manager: R. Scott Miller	05/25/06 18:22

Percent Dry Weight (Solids) per Standard Methods - Laboratory Quality Control Results
TestAmerica - Portland, OR

QC Batch: 6050481 **Soil Preparation Method: Dry Weight**

Analyte	Method	Result	MDL*	MRL	Units	Dil	Source Result	Spike Amt	% REC	(Limits)	% RPD	(Limits)	Analyzed	Notes
Duplicate (6050481-DUP1)			QC Source: PPE0255-10				Extracted: 05/10/06 14:58							
% Solids	NCA SOP	95.6	---	1.00	% by Weight	1x	96.0	--	--	--	0.418% (20)		05/11/06 10:39	

Sarah Rockwell

Sarah Rockwell, Project Manager



SLR-Portland	Project Name: Jeld Wen- Nord Door	Report Created:
1800 Blankenship Road Suite 440	Project Number: 008.0228.00013	05/25/06 18:22
West Linn, OR 97068	Project Manager: R. Scott Miller	

Notes and Definitions

Report Specific Notes:

- A-01 - Detected hydrocarbons appear to be due to heavily weathered diesel, oil range overlap, and possibly biogenic interference.
- A-02 - This compound is present in creosote.
- A-03 - Detected hydrocarbons appear to be due to weathered diesel as well as oil overlap.
- A-04 - Detected hydrocarbons appear to be due to heavy oil as well as biogenic interference.
- A-05 - Detected hydrocarbons appear to be due mainly to overlap from the heavy/oil range; however, there is weathered diesel detected.
- A-09 - Reporting limits are elevated due to acidic extract requiring dilution during extraction.
- D-09 - Detected hydrocarbons in the diesel range appear to be due to overlap of heavy/oil range hydrocarbons.
- D-10 - Detected hydrocarbons in the gasoline range appear to be due to overlap of diesel range hydrocarbons.
- D-19 - Detected hydrocarbons do not have pattern and range consistent with typical petroleum products and may be due to biogenic interference.
- Q-01 - The matrix spike recovery, and/or RPD, for this QC sample is outside of established control limits. Failure of a matrix spike QC sample does not represent an out-of-control condition for the batch.
- R-05 - Reporting limits raised due to dilution necessary for analysis. Sample contains high levels of reported analyte, non-target analyte, and/or matrix interference.
- R-08 - Due to matrix unable to resolve Benzo(a)fluoranthene isomers. Value reported only in Benzo(b) category represents Total Benzo(b+k)fluoranthene.
- S-01 - The surrogate recovery for this sample is not available due to sample dilution required from high analyte concentration and/or matrix interferences.
- S-02 - The surrogate recovery for this sample cannot be accurately quantified due to interference from coeluting organic compounds present.

Laboratory Reporting Conventions:

- DET - Analyte DETECTED at or above the Reporting Limit. Qualitative Analyses only.
- ND - Analyte NOT DETECTED at or above the reporting limit (MDL or MRL, as appropriate).
- NR/NA - Not Reported / Not Available
- dry - Sample results reported on a Dry Weight Basis. Results and Reporting Limits have been corrected for Percent Dry Weight.
- wet - Sample results and reporting limits reported on a Wet Weight Basis (as received). Results with neither 'wet' nor 'dry' are reported on a Wet Weight Basis.
- RPD - RELATIVE PERCENT DIFFERENCE (RPDs calculated using Results, not Percent Recoveries).
- MRL - METHOD REPORTING LIMIT. Reporting Level at, or above, the lowest level standard of the Calibration Table.
- MDL* - METHOD DETECTION LIMIT. Reporting Level at, or above, the statistically derived limit based on 40CFR, Part 136, Appendix B. *MDLs are listed on the report only if the data has been evaluated below the MRL. Results between the MDL and MRL are reported as Estimated Results.
- Dil - Dilutions are calculated based on deviations from the standard dilution performed for an analysis, and may not represent the dilution found on the analytical raw data.
- Reporting Limits - Reporting limits (MDLs and MRLs) are adjusted based on variations in sample preparation amounts, analytical dilutions and percent solids, where applicable.

Sarah Rockwell

Sarah Rockwell, Project Manager



SLR-Portland

1800 Blankenship Road Suite 440
West Linn, OR 97068

Project Name: **Jeld Wen- Nord Door**
Project Number: 008.0228.00013
Project Manager: R. Scott Miller

Report Created:
05/25/06 18:22

Electronic Signature - Electronic Signature added in accordance with TestAmerica's *Electronic Reporting and Electronic Signatures Policy*.
Application of electronic signature indicates that the report has been reviewed and approved for release by the laboratory.
Electronic signature is intended to be the legally binding equivalent of a traditionally handwritten signature.

TestAmerica - Portland, OR

The results in this report apply to the samples analyzed in accordance with the chain of custody document. This analytical report must be reproduced in its entirety.

Sarah Rockwell

Sarah Rockwell, Project Manager



May 26, 2006

R. Scott Miller
SLR-Portland
1800 Blankenship Road Suite 440
West Linn, OR 97068

RE: Jeld Wen- Nord Door

Enclosed are the results of analyses for samples received by the laboratory on 05/04/06 13:00.
The following list is a summary of the Work Orders contained in this report, generated on 05/26/06
17:52.

If you have any questions concerning this report, please feel free to contact me.

<u>Work Order</u>	<u>Project</u>	<u>ProjectNumber</u>
PPE0193	Jeld Wen- Nord Door	008.228.00013



SLR-Portland 1800 Blankenship Road Suite 440 West Linn, OR 97068	Project Name:	Jeld Wen- Nord Door	Report Created:
	Project Number:	008.228.00013	05/26/06 17:52
	Project Manager:	R. Scott Miller	

ANALYTICAL REPORT FOR SAMPLES

Sample ID	Laboratory ID	Matrix	Date Sampled	Date Received
GP13-11.5	PPE0193-01	Soil	05/01/06 09:10	05/04/06 13:00
GP13-GW	PPE0193-02	Water	05/01/06 09:18	05/04/06 13:00
GP14-6	PPE0193-03	Soil	05/01/06 09:40	05/04/06 13:00
GP14-GW	PPE0193-04	Water	05/01/06 09:44	05/04/06 13:00
GP19-10	PPE0193-05	Soil	05/01/06 10:35	05/04/06 13:00
GP19-GW	PPE0193-06	Water	05/01/06 10:40	05/04/06 13:00
GP23-6	PPE0193-07	Soil	05/01/06 11:15	05/04/06 13:00
GP23-GW	PPE0193-08	Water	05/01/06 11:30	05/04/06 13:00
GP17-5	PPE0193-09	Soil	05/01/06 12:45	05/04/06 13:00
GP17-GW	PPE0193-10	Water	05/01/06 12:16	05/04/06 13:00
GP18-8	PPE0193-11	Soil	05/01/06 13:20	05/04/06 13:00
GP18-GW	PPE0193-12	Water	05/01/06 12:44	05/04/06 13:00
GP15-10	PPE0193-13	Soil	05/01/06 13:50	05/04/06 13:00
GP15-GW	PPE0193-14	Water	05/01/06 13:15	05/04/06 13:00
GP9-6	PPE0193-15	Soil	05/01/06 14:25	05/04/06 13:00
GP9-12	PPE0193-16	Soil	05/01/06 14:35	05/04/06 13:00
GP9-GW	PPE0193-17	Water	05/01/06 13:55	05/04/06 13:00
GP10-3	PPE0193-18	Soil	05/01/06 15:00	05/04/06 13:00
GP10-11	PPE0193-19	Soil	05/01/06 15:10	05/04/06 13:00
GP10-GW	PPE0193-20	Water	05/01/06 14:45	05/04/06 13:00
GP16-8	PPE0193-21	Soil	05/01/06 15:55	05/04/06 13:00
GP16-GW	PPE0193-22	Water	05/01/06 15:34	05/04/06 13:00
GP7-5	PPE0193-23	Soil	05/02/06 08:10	05/04/06 13:00
GP7-GW	PPE0193-24	Water	05/02/06 08:20	05/04/06 13:00
GP8-5	PPE0193-25	Soil	05/02/06 09:05	05/04/06 13:00
GP8-GW	PPE0193-26	Water	05/02/06 09:15	05/04/06 13:00
GP6-5	PPE0193-27	Soil	05/02/06 10:25	05/04/06 13:00
GP6-GW	PPE0193-28	Water	05/02/06 10:35	05/04/06 13:00
GP37-8	PPE0193-29	Soil	05/02/06 11:20	05/04/06 13:00
GP37-GW	PPE0193-30	Water	05/02/06 11:30	05/04/06 13:00
GP39-9	PPE0193-31	Soil	05/02/06 11:45	05/04/06 13:00
GP39-GW	PPE0193-32	Water	05/02/06 12:15	05/04/06 13:00
GP42-8	PPE0193-33	Soil	05/02/06 12:05	05/04/06 13:00
GP42-GW	PPE0193-34	Water	05/02/06 12:55	05/04/06 13:00
GP38-8	PPE0193-35	Soil	05/02/06 12:40	05/04/06 13:00

TestAmerica - Portland, OR

The results in this report apply to the samples analyzed in accordance with the chain of custody document. This analytical report must be reproduced in its entirety.

Sarah Rockwell

Sarah Rockwell, Project Manager



SLR-Portland	Project Name: Jeld Wen- Nord Door	Report Created:
1800 Blankenship Road Suite 440	Project Number: 008.228.00013	05/26/06 17:52
West Linn, OR 97068	Project Manager: R. Scott Miller	

ANALYTICAL REPORT FOR SAMPLES

Sample ID	Laboratory ID	Matrix	Date Sampled	Date Received
GP38-GW	PPE0193-36	Water	05/02/06 13:25	05/04/06 13:00
GP12-8	PPE0193-37	Soil	05/02/06 15:30	05/04/06 13:00
GP12-GW	PPE0193-38	Water	05/02/06 15:45	05/04/06 13:00
GP40-8	PPE0193-39	Soil	05/02/06 13:45	05/04/06 13:00
GP40-GW	PPE0193-40	Water	05/02/06 14:05	05/04/06 13:00
GP41-8	PPE0193-41	Soil	05/02/06 14:40	05/04/06 13:00
GP41-GW	PPE0193-42	Water	05/02/06 15:00	05/04/06 13:00

Sarah Rockwell

Sarah Rockwell, Project Manager



SLR-Portland	Project Name: Jeld Wen- Nord Door	Report Created:
1800 Blankenship Road Suite 440	Project Number: 008.228.00013	05/26/06 17:52
West Linn, OR 97068	Project Manager: R. Scott Miller	

Hydrocarbon Identification per NW-TPH Methodology
 TestAmerica - Portland, OR

Analyte	Method	Result	MDL*	MRL	Units	Dil	Batch	Prepared	Analyzed	Notes
PPE0193-01 (GP13-11.5)		Soil			Sampled: 05/01/06 09:10					
Gasoline Range Hydrocarbons	NWTPH HCID	ND	----	21.0	mg/kg dry	1x	6050383	05/09/06 10:45	05/10/06 21:13	
Diesel Range Hydrocarbons	"	ND	----	52.4	"	"	"	"	"	
Heavy Oil Range Hydrocarbons	"	DET	----	105	"	"	"	"	"	
<i>Surrogate(s): 1-Chlorooctadecane</i>			87.7%		50 - 150 %		"			
PPE0193-02 (GP13-GW)		Water			Sampled: 05/01/06 09:18					
Gasoline Range Hydrocarbons	NWTPH HCID	DET	----	0.236	mg/l	1x	6050306	05/06/06 13:55	05/07/06 12:41	
Diesel Range Hydrocarbons	"	DET	----	0.594	"	"	"	"	"	A-01
Heavy Oil Range Hydrocarbons	"	DET	----	0.594	"	"	"	"	"	A-01
<i>Surrogate(s): 1-Chlorooctadecane</i>			73.8%		50 - 150 %		"			
PPE0193-03 (GP14-6)		Soil			Sampled: 05/01/06 09:40					
Gasoline Range Hydrocarbons	NWTPH HCID	DET	----	21.0	mg/kg dry	1x	6050383	05/09/06 10:45	05/10/06 18:36	A-01
Diesel Range Hydrocarbons	"	DET	----	52.5	"	"	"	"	"	A-01
Heavy Oil Range Hydrocarbons	"	DET	----	105	"	"	"	"	"	A-01
<i>Surrogate(s): 1-Chlorooctadecane</i>			60.7%		50 - 150 %		"			
PPE0193-04 (GP14-GW)		Water			Sampled: 05/01/06 09:44					
Gasoline Range Hydrocarbons	NWTPH HCID	DET	----	0.236	mg/l	1x	6050306	05/06/06 13:55	05/07/06 13:14	A-01
Diesel Range Hydrocarbons	"	DET	----	0.594	"	"	"	"	"	A-01
Heavy Oil Range Hydrocarbons	"	DET	----	0.594	"	"	"	"	"	A-01
<i>Surrogate(s): 1-Chlorooctadecane</i>			69.1%		50 - 150 %		"			
PPE0193-05 (GP19-10)		Soil			Sampled: 05/01/06 10:35					
Gasoline Range Hydrocarbons	NWTPH HCID	ND	----	17.8	mg/kg dry	1x	6050383	05/09/06 10:45	05/10/06 17:00	
Diesel Range Hydrocarbons	"	ND	----	44.6	"	"	"	"	"	
Heavy Oil Range Hydrocarbons	"	ND	----	89.2	"	"	"	"	"	
<i>Surrogate(s): 1-Chlorooctadecane</i>			102%		50 - 150 %		"			
PPE0193-06 (GP19-GW)		Water			Sampled: 05/01/06 10:40					
Gasoline Range Hydrocarbons	NWTPH HCID	ND	----	0.236	mg/l	1x	6050306	05/06/06 13:55	05/07/06 13:47	
Diesel Range Hydrocarbons	"	ND	----	0.594	"	"	"	"	"	
Heavy Oil Range Hydrocarbons	"	ND	----	0.594	"	"	"	"	"	
<i>Surrogate(s): 1-Chlorooctadecane</i>			78.7%		50 - 150 %		"			

TestAmerica - Portland, OR

The results in this report apply to the samples analyzed in accordance with the chain of custody document. This analytical report must be reproduced in its entirety.

Sarah Rockwell

Sarah Rockwell, Project Manager



SLR-Portland	Project Name: Jeld Wen- Nord Door	Report Created:
1800 Blankenship Road Suite 440	Project Number: 008.228.00013	05/26/06 17:52
West Linn, OR 97068	Project Manager: R. Scott Miller	

Hydrocarbon Identification per NW-TPH Methodology
 TestAmerica - Portland, OR

Analyte	Method	Result	MDL*	MRL	Units	Dil	Batch	Prepared	Analyzed	Notes
PPE0193-07 (GP23-6)		Soil			Sampled: 05/01/06 11:15					
Gasoline Range Hydrocarbons	NWTPH HCID	ND	----	17.9	mg/kg dry	1x	6050383	05/09/06 10:45	05/10/06 18:04	
Diesel Range Hydrocarbons	"	ND	----	44.7	"	"	"	"	"	
Heavy Oil Range Hydrocarbons	"	ND	----	89.3	"	"	"	"	"	
<i>Surrogate(s): 1-Chlorooctadecane</i>		90.1%			50 - 150 %		"		"	
PPE0193-08 (GP23-GW)		Water			Sampled: 05/01/06 11:30					
Gasoline Range Hydrocarbons	NWTPH HCID	ND	----	0.236	mg/l	1x	6050306	05/06/06 13:55	05/07/06 14:20	
Diesel Range Hydrocarbons	"	ND	----	0.594	"	"	"	"	"	
Heavy Oil Range Hydrocarbons	"	ND	----	0.594	"	"	"	"	"	
<i>Surrogate(s): 1-Chlorooctadecane</i>		76.3%			50 - 150 %		"		"	
PPE0193-09 (GP17-5)		Soil			Sampled: 05/01/06 12:45					
Gasoline Range Hydrocarbons	NWTPH HCID	ND	----	20.3	mg/kg dry	1x	6050383	05/09/06 10:45	05/10/06 22:16	
Diesel Range Hydrocarbons	"	ND	----	50.8	"	"	"	"	"	
Heavy Oil Range Hydrocarbons	"	DET	----	102	"	"	"	"	"	
<i>Surrogate(s): 1-Chlorooctadecane</i>		97.6%			50 - 150 %		"		"	
PPE0193-10 (GP17-GW)		Water			Sampled: 05/01/06 12:16					
Gasoline Range Hydrocarbons	NWTPH HCID	ND	----	0.236	mg/l	1x	6050306	05/06/06 13:55	05/07/06 14:53	
Diesel Range Hydrocarbons	"	DET	----	0.594	"	"	"	"	"	A-01
Heavy Oil Range Hydrocarbons	"	ND	----	0.594	"	"	"	"	"	
<i>Surrogate(s): 1-Chlorooctadecane</i>		75.6%			50 - 150 %		"		"	
PPE0193-11 (GP18-8)		Soil			Sampled: 05/01/06 13:20					
Gasoline Range Hydrocarbons	NWTPH HCID	ND	----	24.3	mg/kg dry	1x	6050383	05/09/06 10:45	05/10/06 17:32	
Diesel Range Hydrocarbons	"	ND	----	60.7	"	"	"	"	"	
Heavy Oil Range Hydrocarbons	"	ND	----	121	"	"	"	"	"	
<i>Surrogate(s): 1-Chlorooctadecane</i>		98.3%			50 - 150 %		"		"	
PPE0193-12 (GP18-GW)		Water			Sampled: 05/01/06 12:44					
Gasoline Range Hydrocarbons	NWTPH HCID	ND	----	0.236	mg/l	1x	6050306	05/06/06 13:55	05/07/06 15:26	
Diesel Range Hydrocarbons	"	ND	----	0.594	"	"	"	"	"	
Heavy Oil Range Hydrocarbons	"	ND	----	0.594	"	"	"	"	"	
<i>Surrogate(s): 1-Chlorooctadecane</i>		74.0%			50 - 150 %		"		"	

TestAmerica - Portland, OR

The results in this report apply to the samples analyzed in accordance with the chain of custody document. This analytical report must be reproduced in its entirety.

Sarah Rockwell

Sarah Rockwell, Project Manager



SLR-Portland	Project Name: Jeld Wen- Nord Door	Report Created:
1800 Blankenship Road Suite 440	Project Number: 008.228.00013	05/26/06 17:52
West Linn, OR 97068	Project Manager: R. Scott Miller	

Hydrocarbon Identification per NW-TPH Methodology
 TestAmerica - Portland, OR

Analyte	Method	Result	MDL*	MRL	Units	Dil	Batch	Prepared	Analyzed	Notes
PPE0193-13 (GP15-10)		Soil			Sampled: 05/01/06 13:50					
Gasoline Range Hydrocarbons	NWTPH HCID	ND	----	23.5	mg/kg dry	1x	6050383	05/09/06 10:45	05/10/06 20:10	
Diesel Range Hydrocarbons	"	ND	----	58.8	"	"	"	"	"	
Heavy Oil Range Hydrocarbons	"	ND	----	118	"	"	"	"	"	
<i>Surrogate(s): 1-Chlorooctadecane</i>			98.2%		50 - 150 %	"				
PPE0193-14 (GP15-GW)		Water			Sampled: 05/01/06 13:15					
Gasoline Range Hydrocarbons	NWTPH HCID	DET	----	0.236	mg/l	1x	6050306	05/06/06 13:55	05/07/06 15:59	
Diesel Range Hydrocarbons	"	DET	----	0.594	"	"	"	"	"	A-01
Heavy Oil Range Hydrocarbons	"	ND	----	0.594	"	"	"	"	"	
<i>Surrogate(s): 1-Chlorooctadecane</i>			70.4%		50 - 150 %	"				
PPE0193-16 (GP9-12)		Soil			Sampled: 05/01/06 14:35					
Gasoline Range Hydrocarbons	NWTPH HCID	DET	----	22.9	mg/kg dry	1x	6050383	05/09/06 10:45	05/10/06 19:39	A-01
Diesel Range Hydrocarbons	"	DET	----	57.2	"	"	"	"	"	A-01
Heavy Oil Range Hydrocarbons	"	DET	----	114	"	"	"	"	"	A-01
<i>Surrogate(s): 1-Chlorooctadecane</i>			50.7%		50 - 150 %	"				
PPE0193-17 (GP9-GW)		Water			Sampled: 05/01/06 13:55					
Gasoline Range Hydrocarbons	NWTPH HCID	DET	----	0.236	mg/l	1x	6050306	05/06/06 13:55	05/07/06 16:32	A-01
Diesel Range Hydrocarbons	"	DET	----	0.594	"	"	"	"	"	A-01
Heavy Oil Range Hydrocarbons	"	DET	----	0.594	"	"	"	"	"	A-01
<i>Surrogate(s): 1-Chlorooctadecane</i>			292%		50 - 150 %	"				S-02
PPE0193-19 (GP10-11)		Soil			Sampled: 05/01/06 15:10					
Gasoline Range Hydrocarbons	NWTPH HCID	DET	----	21.0	mg/kg dry	1x	6050383	05/09/06 10:45	05/10/06 21:13	A-01
Diesel Range Hydrocarbons	"	DET	----	52.6	"	"	"	"	"	A-01
Heavy Oil Range Hydrocarbons	"	DET	----	105	"	"	"	"	"	A-01
<i>Surrogate(s): 1-Chlorooctadecane</i>			43.5%		50 - 150 %	"				S-02
PPE0193-20 (GP10-GW)		Water			Sampled: 05/01/06 14:45					
Gasoline Range Hydrocarbons	NWTPH HCID	DET	----	0.236	mg/l	1x	6050306	05/06/06 13:55	05/07/06 17:05	A-01
Diesel Range Hydrocarbons	"	DET	----	0.594	"	"	"	"	"	A-01
Heavy Oil Range Hydrocarbons	"	DET	----	0.594	"	"	"	"	"	A-01
<i>Surrogate(s): 1-Chlorooctadecane</i>			NR		50 - 150 %	"				S-12

TestAmerica - Portland, OR

The results in this report apply to the samples analyzed in accordance with the chain of custody document. This analytical report must be reproduced in its entirety.

Sarah Rockwell

Sarah Rockwell, Project Manager



SLR-Portland	Project Name: Jeld Wen- Nord Door	Report Created:
1800 Blankenship Road Suite 440	Project Number: 008.228.00013	05/26/06 17:52
West Linn, OR 97068	Project Manager: R. Scott Miller	

Hydrocarbon Identification per NW-TPH Methodology
 TestAmerica - Portland, OR

Analyte	Method	Result	MDL*	MRL	Units	Dil	Batch	Prepared	Analyzed	Notes
PPE0193-21 (GP16-8)		Soil			Sampled: 05/01/06 15:55					
Gasoline Range Hydrocarbons	NWTPH HCID	ND	----	20.9	mg/kg dry	1x	6050383	05/09/06 10:45	05/10/06 19:07	
Diesel Range Hydrocarbons	"	ND	----	52.3	"	"	"	"	"	
Heavy Oil Range Hydrocarbons	"	ND	----	105	"	"	"	"	"	
<i>Surrogate(s): 1-Chlorooctadecane</i>			76.5%		50 - 150 %		"			"
PPE0193-22 (GP16-GW)		Water			Sampled: 05/01/06 15:34					
Gasoline Range Hydrocarbons	NWTPH HCID	DET	----	0.236	mg/l	1x	6050306	05/06/06 13:55	05/07/06 12:08	
Diesel Range Hydrocarbons	"	DET	----	0.594	"	"	"	"	"	A-01
Heavy Oil Range Hydrocarbons	"	ND	----	0.594	"	"	"	"	"	
<i>Surrogate(s): 1-Chlorooctadecane</i>			65.8%		50 - 150 %		"			"
PPE0193-23 (GP7-5)		Soil			Sampled: 05/02/06 08:10					
Gasoline Range Hydrocarbons	NWTPH HCID	ND	----	21.6	mg/kg dry	1x	6050383	05/09/06 10:45	05/10/06 20:42	
Diesel Range Hydrocarbons	"	ND	----	54.1	"	"	"	"	"	
Heavy Oil Range Hydrocarbons	"	ND	----	108	"	"	"	"	"	
<i>Surrogate(s): 1-Chlorooctadecane</i>			93.9%		50 - 150 %		"			"
PPE0193-24 (GP7-GW)		Water			Sampled: 05/02/06 08:20					
Gasoline Range Hydrocarbons	NWTPH HCID	ND	----	0.238	mg/l	1x	6050306	05/06/06 13:55	05/07/06 12:41	
Diesel Range Hydrocarbons	"	ND	----	0.600	"	"	"	"	"	
Heavy Oil Range Hydrocarbons	"	ND	----	0.600	"	"	"	"	"	
<i>Surrogate(s): 1-Chlorooctadecane</i>			77.1%		50 - 150 %		"			"
PPE0193-25 (GP8-5)		Soil			Sampled: 05/02/06 09:05					
Gasoline Range Hydrocarbons	NWTPH HCID	ND	----	22.2	mg/kg dry	1x	6050384	05/09/06 12:30	05/10/06 07:02	
Diesel Range Hydrocarbons	"	ND	----	55.4	"	"	"	"	"	
Heavy Oil Range Hydrocarbons	"	ND	----	111	"	"	"	"	"	
<i>Surrogate(s): 1-Chlorooctadecane</i>			99.1%		50 - 150 %		"			"
PPE0193-26 (GP8-GW)		Water			Sampled: 05/02/06 09:15					
Gasoline Range Hydrocarbons	NWTPH HCID	ND	----	0.236	mg/l	1x	6050306	05/06/06 13:55	05/07/06 13:14	
Diesel Range Hydrocarbons	"	ND	----	0.594	"	"	"	"	"	
Heavy Oil Range Hydrocarbons	"	ND	----	0.594	"	"	"	"	"	
<i>Surrogate(s): 1-Chlorooctadecane</i>			74.1%		50 - 150 %		"			"

TestAmerica - Portland, OR

The results in this report apply to the samples analyzed in accordance with the chain of custody document. This analytical report must be reproduced in its entirety.

Sarah Rockwell

Sarah Rockwell, Project Manager



SLR-Portland	Project Name: Jeld Wen- Nord Door	Report Created:
1800 Blankenship Road Suite 440	Project Number: 008.228.00013	05/26/06 17:52
West Linn, OR 97068	Project Manager: R. Scott Miller	

Hydrocarbon Identification per NW-TPH Methodology
 TestAmerica - Portland, OR

Analyte	Method	Result	MDL*	MRL	Units	Dil	Batch	Prepared	Analyzed	Notes
PPE0193-27 (GP6-5)		Soil			Sampled: 05/02/06 10:25					
Gasoline Range Hydrocarbons	NWTPH HCID	ND	----	13.6	mg/kg dry	1x	6050384	05/09/06 12:30	05/10/06 07:35	
Diesel Range Hydrocarbons	"	ND	----	34.1	"	"	"	"	"	
Heavy Oil Range Hydrocarbons	"	ND	----	68.2	"	"	"	"	"	
<i>Surrogate(s): 1-Chlorooctadecane</i>		96.5%			50 - 150 % "					
PPE0193-28 (GP6-GW)		Water			Sampled: 05/02/06 10:35					
Gasoline Range Hydrocarbons	NWTPH HCID	ND	----	0.238	mg/l	1x	6050306	05/06/06 13:55	05/07/06 13:47	
Diesel Range Hydrocarbons	"	ND	----	0.600	"	"	"	"	"	
Heavy Oil Range Hydrocarbons	"	ND	----	0.600	"	"	"	"	"	
<i>Surrogate(s): 1-Chlorooctadecane</i>		66.8%			50 - 150 % "					
PPE0193-29 (GP37-8)		Soil			Sampled: 05/02/06 11:20					
Gasoline Range Hydrocarbons	NWTPH HCID	ND	----	18.5	mg/kg dry	1x	6050384	05/09/06 12:30	05/10/06 08:08	
Diesel Range Hydrocarbons	"	ND	----	46.3	"	"	"	"	"	
Heavy Oil Range Hydrocarbons	"	DET	----	92.6	"	"	"	"	"	
<i>Surrogate(s): 1-Chlorooctadecane</i>		121%			50 - 150 % "					
PPE0193-30 (GP37-GW)		Water			Sampled: 05/02/06 11:30					
Gasoline Range Hydrocarbons	NWTPH HCID	ND	----	0.236	mg/l	1x	6050306	05/06/06 13:55	05/07/06 14:20	
Diesel Range Hydrocarbons	"	ND	----	0.594	"	"	"	"	"	
Heavy Oil Range Hydrocarbons	"	ND	----	0.594	"	"	"	"	"	
<i>Surrogate(s): 1-Chlorooctadecane</i>		66.7%			50 - 150 % "					
PPE0193-31 (GP39-9)		Soil			Sampled: 05/02/06 11:45					
Gasoline Range Hydrocarbons	NWTPH HCID	ND	----	19.0	mg/kg dry	1x	6050384	05/09/06 12:30	05/10/06 08:42	
Diesel Range Hydrocarbons	"	ND	----	47.6	"	"	"	"	"	
Heavy Oil Range Hydrocarbons	"	DET	----	95.2	"	"	"	"	"	
<i>Surrogate(s): 1-Chlorooctadecane</i>		94.5%			50 - 150 % "					
PPE0193-32 (GP39-GW)		Water			Sampled: 05/02/06 12:15					
Gasoline Range Hydrocarbons	NWTPH HCID	ND	----	0.236	mg/l	1x	6050306	05/06/06 13:55	05/07/06 14:53	
Diesel Range Hydrocarbons	"	ND	----	0.594	"	"	"	"	"	
Heavy Oil Range Hydrocarbons	"	ND	----	0.594	"	"	"	"	"	
<i>Surrogate(s): 1-Chlorooctadecane</i>		69.5%			50 - 150 % "					

TestAmerica - Portland, OR

The results in this report apply to the samples analyzed in accordance with the chain of custody document. This analytical report must be reproduced in its entirety.

Sarah Rockwell

Sarah Rockwell, Project Manager



SLR-Portland	Project Name: Jeld Wen- Nord Door	Report Created:
1800 Blankenship Road Suite 440	Project Number: 008.228.00013	05/26/06 17:52
West Linn, OR 97068	Project Manager: R. Scott Miller	

Hydrocarbon Identification per NW-TPH Methodology
 TestAmerica - Portland, OR

Analyte	Method	Result	MDL*	MRL	Units	Dil	Batch	Prepared	Analyzed	Notes
PPE0193-33 (GP42-8)		Soil			Sampled: 05/02/06 12:05					
Gasoline Range Hydrocarbons	NWTPH HCID	ND	----	19.6	mg/kg dry	1x	6050384	05/09/06 12:30	05/10/06 09:15	
Diesel Range Hydrocarbons	"	ND	----	49.0	"	"	"	"	"	
Heavy Oil Range Hydrocarbons	"	DET	----	97.9	"	"	"	"	"	
<i>Surrogate(s): 1-Chlorooctadecane</i>		99.1%			50 - 150 %		"		"	
PPE0193-34 (GP42-GW)		Water			Sampled: 05/02/06 12:55					
Gasoline Range Hydrocarbons	NWTPH HCID	ND	----	0.236	mg/l	1x	6050306	05/06/06 13:55	05/07/06 15:26	
Diesel Range Hydrocarbons	"	ND	----	0.594	"	"	"	"	"	
Heavy Oil Range Hydrocarbons	"	ND	----	0.594	"	"	"	"	"	
<i>Surrogate(s): 1-Chlorooctadecane</i>		64.0%			50 - 150 %		"		"	
PPE0193-35 (GP38-8)		Soil			Sampled: 05/02/06 12:40					
Gasoline Range Hydrocarbons	NWTPH HCID	ND	----	21.8	mg/kg dry	1x	6050384	05/09/06 12:30	05/10/06 14:43	
Diesel Range Hydrocarbons	"	ND	----	54.6	"	"	"	"	"	
Heavy Oil Range Hydrocarbons	"	ND	----	109	"	"	"	"	"	
<i>Surrogate(s): 1-Chlorooctadecane</i>		110%			50 - 150 %		"		"	
PPE0193-36 (GP38-GW)		Water			Sampled: 05/02/06 13:25					
Gasoline Range Hydrocarbons	NWTPH HCID	ND	----	0.236	mg/l	1x	6050306	05/06/06 13:55	05/07/06 15:59	
Diesel Range Hydrocarbons	"	ND	----	0.594	"	"	"	"	"	
Heavy Oil Range Hydrocarbons	"	ND	----	0.594	"	"	"	"	"	
<i>Surrogate(s): 1-Chlorooctadecane</i>		64.0%			50 - 150 %		"		"	
PPE0193-37 (GP12-8)		Soil			Sampled: 05/02/06 15:30					
Gasoline Range Hydrocarbons	NWTPH HCID	DET	----	23.2	mg/kg dry	1x	6050384	05/09/06 12:30	05/10/06 15:15	A-01
Diesel Range Hydrocarbons	"	DET	----	58.1	"	"	"	"	"	A-01
Heavy Oil Range Hydrocarbons	"	DET	----	116	"	"	"	"	"	A-01
<i>Surrogate(s): 1-Chlorooctadecane</i>		NR			50 - 150 %		"		" S-02	
PPE0193-38 (GP12-GW)		Water			Sampled: 05/02/06 15:45					
Gasoline Range Hydrocarbons	NWTPH HCID	ND	----	0.236	mg/l	1x	6050306	05/06/06 13:55	05/07/06 16:32	
Diesel Range Hydrocarbons	"	DET	----	0.594	"	"	"	"	"	A-01
Heavy Oil Range Hydrocarbons	"	ND	----	0.594	"	"	"	"	"	
<i>Surrogate(s): 1-Chlorooctadecane</i>		58.1%			50 - 150 %		"		"	

TestAmerica - Portland, OR

The results in this report apply to the samples analyzed in accordance with the chain of custody document. This analytical report must be reproduced in its entirety.

Sarah Rockwell

Sarah Rockwell, Project Manager



SLR-Portland	Project Name: Jeld Wen- Nord Door	Report Created:
1800 Blankenship Road Suite 440	Project Number: 008.228.00013	05/26/06 17:52
West Linn, OR 97068	Project Manager: R. Scott Miller	

Hydrocarbon Identification per NW-TPH Methodology
TestAmerica - Portland, OR

Analyte	Method	Result	MDL*	MRL	Units	Dil	Batch	Prepared	Analyzed	Notes
PPE0193-39 (GP40-8)		Soil		Sampled: 05/02/06 13:45						
Gasoline Range Hydrocarbons	NWTPH HCID	ND	----	17.6	mg/kg dry	1x	6050384	05/09/06 12:30	05/10/06 16:31	
Diesel Range Hydrocarbons	"	ND	----	44.1	"	"	"	"	"	
Heavy Oil Range Hydrocarbons	"	ND	----	88.2	"	"	"	"	"	
<i>Surrogate(s): 1-Chlorooctadecane</i>		<i>113%</i>		<i>50 - 150 % "</i>						
PPE0193-40 (GP40-GW)		Water		Sampled: 05/02/06 14:05						
Gasoline Range Hydrocarbons	NWTPH HCID	ND	----	0.236	mg/l	1x	6050306	05/06/06 13:55	05/07/06 17:05	
Diesel Range Hydrocarbons	"	ND	----	0.594	"	"	"	"	"	
Heavy Oil Range Hydrocarbons	"	ND	----	0.594	"	"	"	"	"	
<i>Surrogate(s): 1-Chlorooctadecane</i>		<i>68.9%</i>		<i>50 - 150 % "</i>						
PPE0193-41 (GP41-8)		Soil		Sampled: 05/02/06 14:40						
Gasoline Range Hydrocarbons	NWTPH HCID	ND	----	19.3	mg/kg dry	1x	6050384	05/09/06 12:30	05/10/06 21:45	
Diesel Range Hydrocarbons	"	ND	----	48.3	"	"	"	"	"	
Heavy Oil Range Hydrocarbons	"	DET	----	96.6	"	"	"	"	"	
<i>Surrogate(s): 1-Chlorooctadecane</i>		<i>110%</i>		<i>50 - 150 % "</i>						
PPE0193-42 (GP41-GW)		Water		Sampled: 05/02/06 15:00						
Gasoline Range Hydrocarbons	NWTPH HCID	ND	----	0.236	mg/l	1x	6050306	05/06/06 13:55	05/07/06 17:39	
Diesel Range Hydrocarbons	"	ND	----	0.594	"	"	"	"	"	
Heavy Oil Range Hydrocarbons	"	ND	----	0.594	"	"	"	"	"	
<i>Surrogate(s): 1-Chlorooctadecane</i>		<i>71.3%</i>		<i>50 - 150 % "</i>						

TestAmerica - Portland, OR

The results in this report apply to the samples analyzed in accordance with the chain of custody document. This analytical report must be reproduced in its entirety.

Sarah Rockwell

Sarah Rockwell, Project Manager



SLR-Portland	Project Name: Jeld Wen- Nord Door	Report Created:
1800 Blankenship Road Suite 440	Project Number: 008.228.00013	05/26/06 17:52
West Linn, OR 97068	Project Manager: R. Scott Miller	

Gasoline Hydrocarbons per NW TPH-Gx Method
TestAmerica - Portland, OR

Analyte	Method	Result	MDL*	MRL	Units	Dil	Batch	Prepared	Analyzed	Notes
PPE0193-02 (GP13-GW)		Water			Sampled: 05/01/06 09:18					
Gasoline Range Hydrocarbons	NW TPH-Gx	179	----	80.0	ug/l	1x	6050345	05/08/06 12:14	05/09/06 01:53	
Surrogate(s): 4-BFB		97.4%			50 - 150 %		"		"	
PPE0193-03 (GP14-6)		Soil			Sampled: 05/01/06 09:40					
Gasoline Range Hydrocarbons	NW TPH-Gx	14.2	----	5.04	mg/kg dry	1x	6050603	05/12/06 14:45	05/15/06 16:04	
Surrogate(s): a,a,a-TFT		61.3%			50 - 150 %		"		"	
PPE0193-04RE1 (GP14-GW)		Water			Sampled: 05/01/06 09:44					
Gasoline Range Hydrocarbons	NW TPH-Gx	292	----	80.0	ug/l	1x	6050468	05/10/06 11:30	05/10/06 14:47	
Surrogate(s): 4-BFB		56.2%			50 - 150 %		"		"	
PPE0193-16 (GP9-12)		Soil			Sampled: 05/01/06 14:35					
Gasoline Range Hydrocarbons	NW TPH-Gx	24.9	----	4.68	mg/kg dry	1x	6050603	05/12/06 14:45	05/15/06 16:36	
Surrogate(s): a,a,a-TFT		66.8%			50 - 150 %		"		"	
PPE0193-17RE1 (GP9-GW)		Water			Sampled: 05/01/06 13:55					
Gasoline Range Hydrocarbons	NW TPH-Gx	6710	----	800	ug/l	10x	6050468	05/10/06 11:30	05/10/06 15:17	
Surrogate(s): 4-BFB		76.6%			50 - 150 %		1x		"	
PPE0193-19 (GP10-11)		Soil			Sampled: 05/01/06 15:10					
Gasoline Range Hydrocarbons	NW TPH-Gx	45.3	----	4.97	mg/kg dry	1x	6050603	05/12/06 14:45	05/15/06 17:06	
Surrogate(s): a,a,a-TFT		62.3%			50 - 150 %		"		"	
PPE0193-20 (GP10-GW)		Water			Sampled: 05/01/06 14:45					
Gasoline Range Hydrocarbons	NW TPH-Gx	9140	----	800	ug/l	10x	6050468	05/10/06 11:30	05/10/06 16:18	
Surrogate(s): 4-BFB		94.0%			50 - 150 %		1x		"	
PPE0193-37 (GP12-8)		Soil			Sampled: 05/02/06 15:30					
Gasoline Range Hydrocarbons	NW TPH-Gx	ND	----	4.88	mg/kg dry	1x	6050603	05/12/06 14:45	05/15/06 17:37	
Surrogate(s): a,a,a-TFT		62.0%			50 - 150 %		"		"	

TestAmerica - Portland, OR

The results in this report apply to the samples analyzed in accordance with the chain of custody document. This analytical report must be reproduced in its entirety.

Sarah Rockwell

Sarah Rockwell, Project Manager



SLR-Portland	Project Name: Jeld Wen- Nord Door	Report Created:
1800 Blankenship Road Suite 440	Project Number: 008.228.00013	05/26/06 17:52
West Linn, OR 97068	Project Manager: R. Scott Miller	

Diesel and Heavy Range Hydrocarbons per NWTPH-Dx Method
TestAmerica - Portland, OR

Analyte	Method	Result	MDL*	MRL	Units	Dil	Batch	Prepared	Analyzed	Notes
PPE0193-15 (GP9-6)		Soil		Sampled: 05/01/06 14:25						
Diesel Range Organics	NWTPH-Dx	12100	----	348	mg/kg dry	20x	6050381	05/09/06 14:00	05/14/06 07:39	A-01
Heavy Oil Range Hydrocarbons	"	2700	----	697	"	"	"	"	"	A-01
<i>Surrogate(s): 1-Chlorooctadecane</i>			NR		50 - 150 %	"				S-02
PPE0193-18 (GP10-3)		Soil		Sampled: 05/01/06 15:00						
Diesel Range Organics	NWTPH-Dx	440	----	296	mg/kg dry	20x	6050381	05/09/06 14:00	05/14/06 08:13	A-01
Heavy Oil Range Hydrocarbons	"	1660	----	593	"	"	"	"	"	A-01
<i>Surrogate(s): 1-Chlorooctadecane</i>			NR		50 - 150 %	"				S-01

Sarah Rockwell

Sarah Rockwell, Project Manager



SLR-Portland	Project Name: Jeld Wen- Nord Door	Report Created:
1800 Blankenship Road Suite 440	Project Number: 008.228.00013	05/26/06 17:52
West Linn, OR 97068	Project Manager: R. Scott Miller	

Diesel and Heavy Range Hydrocarbons per NWTPH-Dx Method with Acid/Silica Gel Cleanup
 TestAmerica - Portland, OR

Analyte	Method	Result	MDL*	MRL	Units	Dil	Batch	Prepared	Analyzed	Notes
PPE0193-01 (GP13-11.5)		Soil			Sampled: 05/01/06 09:10					O-07
Diesel Range Organics	NWTPH-Dx	ND	----	15.6	mg/kg dry	1x	6050717	05/16/06 16:00	05/18/06 04:11	
Heavy Oil Range Hydrocarbons	"	ND	----	31.3	"	"	"	"	"	
<i>Surrogate(s): 1-Chlorooctadecane</i>		115%			50 - 150 %			"		"
PPE0193-02 (GP13-GW)		Water			Sampled: 05/01/06 09:18					
Diesel Range Organics	NWTPH-Dx	ND	----	0.472	mg/l	1x	6050306	05/06/06 13:55	05/16/06 18:49	
Heavy Oil Range Hydrocarbons	"	ND	----	0.943	"	"	"	"	"	
<i>Surrogate(s): 1-Chlorooctadecane</i>		85.9%			50 - 150 %			"		"
PPE0193-03 (GP14-6)		Soil			Sampled: 05/01/06 09:40					O-07
Diesel Range Organics	NWTPH-Dx	1460	----	82.5	mg/kg dry	5x	6050717	05/16/06 16:00	05/18/06 11:25	A-05
Heavy Oil Range Hydrocarbons	"	284	----	165	"	"	"	"	"	A-05
<i>Surrogate(s): 1-Chlorooctadecane</i>		92.7%			50 - 150 %			"		"
PPE0193-04 (GP14-GW)		Water			Sampled: 05/01/06 09:44					
Diesel Range Organics	NWTPH-Dx	10.9	----	0.472	mg/l	1x	6050306	05/06/06 13:55	05/16/06 19:22	
Heavy Oil Range Hydrocarbons	"	1.24	----	0.943	"	"	"	"	"	
<i>Surrogate(s): 1-Chlorooctadecane</i>		NR			50 - 150 %			"		S-02
PPE0193-09 (GP17-5)		Soil			Sampled: 05/01/06 12:45					O-07
Diesel Range Organics	NWTPH-Dx	41.0	----	27.7	mg/kg dry	2x	6050717	05/16/06 16:00	05/18/06 13:42	D-09
Heavy Oil Range Hydrocarbons	"	639	----	55.4	"	"	"	"	"	
<i>Surrogate(s): 1-Chlorooctadecane</i>		93.8%			50 - 150 %			"		"
PPE0193-10 (GP17-GW)		Water			Sampled: 05/01/06 12:16					
Diesel Range Organics	NWTPH-Dx	ND	----	0.472	mg/l	1x	6050306	05/06/06 13:55	05/16/06 19:55	
Heavy Oil Range Hydrocarbons	"	ND	----	0.943	"	"	"	"	"	
<i>Surrogate(s): 1-Chlorooctadecane</i>		86.1%			50 - 150 %			"		"
PPE0193-14 (GP15-GW)		Water			Sampled: 05/01/06 13:15					
Diesel Range Organics	NWTPH-Dx	1.33	----	0.472	mg/l	1x	6050306	05/06/06 13:55	05/16/06 20:27	
Heavy Oil Range Hydrocarbons	"	ND	----	0.943	"	"	"	"	"	
<i>Surrogate(s): 1-Chlorooctadecane</i>		97.0%			50 - 150 %			"		"

TestAmerica - Portland, OR

The results in this report apply to the samples analyzed in accordance with the chain of custody document. This analytical report must be reproduced in its entirety.

Sarah Rockwell

Sarah Rockwell, Project Manager



SLR-Portland	Project Name: Jeld Wen- Nord Door	Report Created:
1800 Blankenship Road Suite 440	Project Number: 008.228.00013	05/26/06 17:52
West Linn, OR 97068	Project Manager: R. Scott Miller	

Diesel and Heavy Range Hydrocarbons per NWTPH-Dx Method with Acid/Silica Gel Cleanup
 TestAmerica - Portland, OR

Analyte	Method	Result	MDL*	MRL	Units	Dil	Batch	Prepared	Analyzed	Notes	
PPE0193-16 (GP9-12)		Soil			Sampled: 05/01/06 14:35						O-07
Diesel Range Organics	NWTPH-Dx	1580	----	31.0	mg/kg dry	2x	6050717	05/16/06 16:00	05/18/06 14:17	A-05	
Heavy Oil Range Hydrocarbons	"	371	----	62.0	"	"	"	"	"	A-05	
Surrogate(s): 1-Chlorooctadecane		36.7%			50 - 150 %		"		" S-02		
PPE0193-17 (GP9-GW)		Water			Sampled: 05/01/06 13:55						
Diesel Range Organics	NWTPH-Dx	23.1	----	0.472	mg/l	1x	6050306	05/06/06 13:55	05/16/06 21:00		
Heavy Oil Range Hydrocarbons	"	ND	----	0.943	"	"	"	"	"		
Surrogate(s): 1-Chlorooctadecane		392%			50 - 150 %		"		" S-02		
PPE0193-19 (GP10-11)		Soil			Sampled: 05/01/06 15:10						O-07
Diesel Range Organics	NWTPH-Dx	14600	----	162	mg/kg dry	10x	6050717	05/16/06 16:00	05/18/06 14:52	A-05	
Heavy Oil Range Hydrocarbons	"	3020	----	324	"	"	"	"	"	A-05	
Surrogate(s): 1-Chlorooctadecane		NR			50 - 150 %		"		" S-02		
PPE0193-20 (GP10-GW)		Water			Sampled: 05/01/06 14:45						
Diesel Range Organics	NWTPH-Dx	41.8	----	0.472	mg/l	1x	6050306	05/06/06 13:55	05/16/06 21:32		
Heavy Oil Range Hydrocarbons	"	5.94	----	0.943	"	"	"	"	"		
Surrogate(s): 1-Chlorooctadecane		NR			50 - 150 %		"		" S-02		
PPE0193-22 (GP16-GW)		Water			Sampled: 05/01/06 15:34						
Diesel Range Organics	NWTPH-Dx	0.492	----	0.472	mg/l	1x	6050306	05/06/06 13:55	05/16/06 22:04		
Heavy Oil Range Hydrocarbons	"	ND	----	0.943	"	"	"	"	"		
Surrogate(s): 1-Chlorooctadecane		82.7%			50 - 150 %		"		" S-02		
PPE0193-29 (GP37-8)		Soil			Sampled: 05/02/06 11:20						
Diesel Range Organics	NWTPH-Dx	ND	----	15.4	mg/kg dry	1x	6050717	05/16/06 16:00	05/18/06 11:59		
Heavy Oil Range Hydrocarbons	"	63.7	----	30.8	"	"	"	"	"		
Surrogate(s): 1-Chlorooctadecane		106%			50 - 150 %		"		" S-02		
PPE0193-31 (GP39-9)		Soil			Sampled: 05/02/06 11:45						
Diesel Range Organics	NWTPH-Dx	ND	----	69.0	mg/kg dry	5x	6050717	05/16/06 16:00	05/18/06 12:33	R-05	
Heavy Oil Range Hydrocarbons	"	290	----	138	"	"	"	"	"		
Surrogate(s): 1-Chlorooctadecane		84.3%			50 - 150 %		"		" S-02		

TestAmerica - Portland, OR

The results in this report apply to the samples analyzed in accordance with the chain of custody document. This analytical report must be reproduced in its entirety.

Sarah Rockwell

Sarah Rockwell, Project Manager



SLR-Portland	Project Name: Jeld Wen- Nord Door	Report Created:
1800 Blankenship Road Suite 440	Project Number: 008.228.00013	05/26/06 17:52
West Linn, OR 97068	Project Manager: R. Scott Miller	

Diesel and Heavy Range Hydrocarbons per NWTPH-Dx Method with Acid/Silica Gel Cleanup
 TestAmerica - Portland, OR

Analyte	Method	Result	MDL*	MRL	Units	Dil	Batch	Prepared	Analyzed	Notes
PPE0193-33 (GP42-8)		Soil		Sampled: 05/02/06 12:05						
Diesel Range Organics	NWTPH-Dx	ND	----	12.9	mg/kg dry	1x	6050717	05/16/06 16:00	05/18/06 13:08	
Heavy Oil Range Hydrocarbons	"	70.0	----	25.9	"	"	"	"	"	
<i>Surrogate(s): 1-Chlorooctadecane</i>		<i>108%</i>		<i>50 - 150 % "</i>						
PPE0193-37 (GP12-8)		Soil		Sampled: 05/02/06 15:30						
Diesel Range Organics	NWTPH-Dx	2380	----	160	mg/kg dry	10x	6050717	05/16/06 16:00	05/19/06 08:00	A-05
Heavy Oil Range Hydrocarbons	"	801	----	320	"	"	"	"	"	A-05
<i>Surrogate(s): 1-Chlorooctadecane</i>		<i>93.5%</i>		<i>50 - 150 % "</i>						
PPE0193-38 (GP12-GW)		Water		Sampled: 05/02/06 15:45						
Diesel Range Organics	NWTPH-Dx	ND	----	0.472	mg/l	1x	6050306	05/06/06 13:55	05/16/06 23:41	
Heavy Oil Range Hydrocarbons	"	ND	----	0.943	"	"	"	"	"	
<i>Surrogate(s): 1-Chlorooctadecane</i>		<i>116%</i>		<i>50 - 150 % "</i>						
PPE0193-41 (GP41-8)		Soil		Sampled: 05/02/06 14:40						
Diesel Range Organics	NWTPH-Dx	ND	----	28.0	mg/kg dry	2x	6050717	05/16/06 16:00	05/19/06 08:34	R-05
Heavy Oil Range Hydrocarbons	"	85.5	----	56.0	"	"	"	"	"	
<i>Surrogate(s): 1-Chlorooctadecane</i>		<i>95.0%</i>		<i>50 - 150 % "</i>						

Sarah Rockwell

Sarah Rockwell, Project Manager



SLR-Portland	Project Name: Jeld Wen- Nord Door	Report Created:
1800 Blankenship Road Suite 440	Project Number: 008.228.00013	05/26/06 17:52
West Linn, OR 97068	Project Manager: R. Scott Miller	

Volatile Organic Compounds per EPA Method 8260B
TestAmerica - Portland, OR

Analyte	Method	Result	MDL*	MRL	Units	Dil	Batch	Prepared	Analyzed	Notes
PPE0193-02 (GP13-GW)		Water			Sampled: 05/01/06 09:18					
Acetone	EPA 8260B	ND	----	25.0	ug/l	1x	6050582	05/12/06 08:41	05/12/06 17:00	
Benzene	"	ND	----	1.00	"	"	"	"	"	
Bromobenzene	"	ND	----	1.00	"	"	"	"	"	
Bromochloromethane	"	ND	----	1.00	"	"	"	"	"	
Bromodichloromethane	"	ND	----	1.00	"	"	"	"	"	
Bromoform	"	ND	----	1.00	"	"	"	"	"	
Bromomethane	"	ND	----	5.00	"	"	"	"	"	
2-Butanone (MEK)	"	ND	----	10.0	"	"	"	"	"	
n-Butylbenzene	"	ND	----	5.00	"	"	"	"	"	
sec-Butylbenzene	"	ND	----	1.00	"	"	"	"	"	
tert-Butylbenzene	"	ND	----	1.00	"	"	"	"	"	
Carbon disulfide	"	ND	----	10.0	"	"	"	"	"	
Carbon tetrachloride	"	ND	----	1.00	"	"	"	"	"	
Chlorobenzene	"	ND	----	1.00	"	"	"	"	"	
Chloroethane	"	ND	----	1.00	"	"	"	"	"	
Chloroform	"	ND	----	1.00	"	"	"	"	"	
Chloromethane	"	ND	----	5.00	"	"	"	"	"	
2-Chlorotoluene	"	ND	----	1.00	"	"	"	"	"	
4-Chlorotoluene	"	ND	----	1.00	"	"	"	"	"	
1,2-Dibromo-3-chloropropane	"	ND	----	5.00	"	"	"	"	"	
Dibromochloromethane	"	ND	----	1.00	"	"	"	"	"	
1,2-Dibromoethane	"	ND	----	1.00	"	"	"	"	"	
Dibromomethane	"	ND	----	1.00	"	"	"	"	"	
1,2-Dichlorobenzene	"	ND	----	1.00	"	"	"	"	"	
1,3-Dichlorobenzene	"	ND	----	1.00	"	"	"	"	"	
1,4-Dichlorobenzene	"	ND	----	1.00	"	"	"	"	"	
Dichlorodifluoromethane	"	ND	----	5.00	"	"	"	"	"	
1,1-Dichloroethane	"	ND	----	1.00	"	"	"	"	"	
1,2-Dichloroethane	"	ND	----	1.00	"	"	"	"	"	
1,1-Dichloroethene	"	ND	----	1.00	"	"	"	"	"	
cis-1,2-Dichloroethene	"	ND	----	1.00	"	"	"	"	"	
trans-1,2-Dichloroethene	"	ND	----	1.00	"	"	"	"	"	
1,2-Dichloropropane	"	ND	----	1.00	"	"	"	"	"	
1,3-Dichloropropane	"	ND	----	1.00	"	"	"	"	"	
2,2-Dichloropropane	"	ND	----	1.00	"	"	"	"	"	
1,1-Dichloropropene	"	ND	----	1.00	"	"	"	"	"	
cis-1,3-Dichloropropene	"	ND	----	1.00	"	"	"	"	"	
trans-1,3-Dichloropropene	"	ND	----	1.00	"	"	"	"	"	

TestAmerica - Portland, OR

The results in this report apply to the samples analyzed in accordance with the chain of custody document. This analytical report must be reproduced in its entirety.

Sarah Rockwell

Sarah Rockwell, Project Manager



SLR-Portland	Project Name: Jeld Wen- Nord Door	Report Created:
1800 Blankenship Road Suite 440	Project Number: 008.228.00013	05/26/06 17:52
West Linn, OR 97068	Project Manager: R. Scott Miller	

Volatile Organic Compounds per EPA Method 8260B
 TestAmerica - Portland, OR

Analyte	Method	Result	MDL*	MRL	Units	Dil	Batch	Prepared	Analyzed	Notes
PPE0193-02 (GP13-GW)		Water				Sampled: 05/01/06 09:18				
Ethylbenzene	EPA 8260B	ND	----	1.00	ug/l	1x	6050582	05/12/06 08:41	05/12/06 17:00	
Hexachlorobutadiene	"	ND	----	4.00	"	"	"	"	"	"
2-Hexanone	"	ND	----	10.0	"	"	"	"	"	"
Isopropylbenzene	"	ND	----	2.00	"	"	"	"	"	"
p-Isopropyltoluene	"	ND	----	2.00	"	"	"	"	"	"
4-Methyl-2-pentanone	"	ND	----	5.00	"	"	"	"	"	"
Methyl tert-butyl ether	"	ND	----	1.00	"	"	"	"	"	"
Methylene chloride	"	ND	----	5.00	"	"	"	"	"	"
Naphthalene	"	ND	----	2.00	"	"	"	"	"	"
n-Propylbenzene	"	ND	----	1.00	"	"	"	"	"	"
Styrene	"	ND	----	1.00	"	"	"	"	"	"
1,1,1,2-Tetrachloroethane	"	ND	----	1.00	"	"	"	"	"	"
1,1,2,2-Tetrachloroethane	"	ND	----	1.00	"	"	"	"	"	"
Tetrachloroethene	"	ND	----	1.00	"	"	"	"	"	"
Toluene	"	ND	----	1.00	"	"	"	"	"	"
1,2,3-Trichlorobenzene	"	ND	----	1.00	"	"	"	"	"	"
1,2,4-Trichlorobenzene	"	ND	----	1.00	"	"	"	"	"	"
1,1,1-Trichloroethane	"	ND	----	1.00	"	"	"	"	"	"
1,1,2-Trichloroethane	"	ND	----	1.00	"	"	"	"	"	"
Trichloroethene	"	ND	----	1.00	"	"	"	"	"	"
Trichlorofluoromethane	"	ND	----	1.00	"	"	"	"	"	"
1,2,3-Trichloropropane	"	ND	----	1.00	"	"	"	"	"	"
1,2,4-Trimethylbenzene	"	ND	----	1.00	"	"	"	"	"	"
1,3,5-Trimethylbenzene	"	ND	----	1.00	"	"	"	"	"	"
Vinyl chloride	"	ND	----	1.00	"	"	"	"	"	"
o-Xylene	"	ND	----	1.00	"	"	"	"	"	"
m,p-Xylene	"	ND	----	2.00	"	"	"	"	"	"
<i>Surrogate(s): 4-BFB</i>			<i>94.5%</i>			<i>80 - 120 %</i>	<i>"</i>			<i>"</i>
<i>1,2-DCA-d4</i>			<i>120%</i>			<i>80 - 120 %</i>	<i>"</i>			<i>"</i>
<i>Dibromofluoromethane</i>			<i>119%</i>			<i>80 - 120 %</i>	<i>"</i>			<i>"</i>
<i>Toluene-d8</i>			<i>107%</i>			<i>80 - 120 %</i>	<i>"</i>			<i>"</i>

Sarah Rockwell

Sarah Rockwell, Project Manager



SLR-Portland	Project Name: Jeld Wen- Nord Door	Report Created:
1800 Blankenship Road Suite 440	Project Number: 008.228.00013	05/26/06 17:52
West Linn, OR 97068	Project Manager: R. Scott Miller	

Volatile Organic Compounds per EPA Method 8260B
TestAmerica - Portland, OR

Analyte	Method	Result	MDL*	MRL	Units	Dil	Batch	Prepared	Analyzed	Notes
PPE0193-03 (GP14-6)		Soil			Sampled: 05/01/06 09:40					
Acetone	EPA 8260B	ND	----	15600	ug/kg dry	5x	6050659	05/15/06 09:15	05/15/06 22:45	
Benzene	"	ND	----	125	"	"	"	"	"	
Bromobenzene	"	ND	----	624	"	"	"	"	"	A-07
Bromochloromethane	"	ND	----	624	"	"	"	"	"	
Bromodichloromethane	"	ND	----	624	"	"	"	"	"	
Bromoform	"	ND	----	624	"	"	"	"	"	A-07
Bromomethane	"	ND	----	3120	"	"	"	"	"	
2-Butanone (MEK)	"	ND	----	6240	"	"	"	"	"	
n-Butylbenzene	"	ND	----	3120	"	"	"	"	"	A-07
sec-Butylbenzene	"	ND	----	624	"	"	"	"	"	A-07
tert-Butylbenzene	"	ND	----	624	"	"	"	"	"	A-07
Carbon disulfide	"	ND	----	6240	"	"	"	"	"	
Carbon tetrachloride	"	ND	----	624	"	"	"	"	"	
Chlorobenzene	"	ND	----	624	"	"	"	"	"	
Chloroethane	"	ND	----	624	"	"	"	"	"	
Chloroform	"	ND	----	624	"	"	"	"	"	
Chloromethane	"	ND	----	3120	"	"	"	"	"	
2-Chlorotoluene	"	ND	----	624	"	"	"	"	"	A-07
4-Chlorotoluene	"	ND	----	624	"	"	"	"	"	A-07
1,2-Dibromo-3-chloropropane	"	ND	----	3120	"	"	"	"	"	
Dibromochloromethane	"	ND	----	624	"	"	"	"	"	
1,2-Dibromoethane	"	ND	----	624	"	"	"	"	"	
Dibromomethane	"	ND	----	624	"	"	"	"	"	
1,2-Dichlorobenzene	"	ND	----	624	"	"	"	"	"	A-07
1,3-Dichlorobenzene	"	ND	----	624	"	"	"	"	"	A-07
1,4-Dichlorobenzene	"	ND	----	624	"	"	"	"	"	A-07
Dichlorodifluoromethane	"	ND	----	3120	"	"	"	"	"	
1,1-Dichloroethane	"	ND	----	624	"	"	"	"	"	
1,2-Dichloroethane	"	ND	----	624	"	"	"	"	"	
1,1-Dichloroethene	"	ND	----	624	"	"	"	"	"	
cis-1,2-Dichloroethene	"	ND	----	624	"	"	"	"	"	
trans-1,2-Dichloroethene	"	ND	----	624	"	"	"	"	"	
1,2-Dichloropropane	"	ND	----	624	"	"	"	"	"	
1,3-Dichloropropane	"	ND	----	624	"	"	"	"	"	
2,2-Dichloropropane	"	ND	----	624	"	"	"	"	"	
1,1-Dichloropropene	"	ND	----	624	"	"	"	"	"	
cis-1,3-Dichloropropene	"	ND	----	624	"	"	"	"	"	
trans-1,3-Dichloropropene	"	ND	----	624	"	"	"	"	"	

TestAmerica - Portland, OR

The results in this report apply to the samples analyzed in accordance with the chain of custody document. This analytical report must be reproduced in its entirety.

Sarah Rockwell

Sarah Rockwell, Project Manager



SLR-Portland	Project Name: Jeld Wen- Nord Door	Report Created:
1800 Blankenship Road Suite 440	Project Number: 008.228.00013	05/26/06 17:52
West Linn, OR 97068	Project Manager: R. Scott Miller	

Volatile Organic Compounds per EPA Method 8260B
 TestAmerica - Portland, OR

Analyte	Method	Result	MDL*	MRL	Units	Dil	Batch	Prepared	Analyzed	Notes
PPE0193-03 (GP14-6)		Soil			Sampled: 05/01/06 09:40					
Ethylbenzene	EPA 8260B	ND	----	624	ug/kg dry	5x	6050659	05/15/06 09:15	05/15/06 22:45	A-07
Hexachlorobutadiene	"	ND	----	2500	"	"	"	"	"	A-07
2-Hexanone	"	ND	----	6240	"	"	"	"	"	
Isopropylbenzene	"	ND	----	1250	"	"	"	"	"	A-07
p-Isopropyltoluene	"	ND	----	1250	"	"	"	"	"	A-07
4-Methyl-2-pentanone	"	ND	----	3120	"	"	"	"	"	
Methyl tert-butyl ether	"	ND	----	624	"	"	"	"	"	
Methylene chloride	"	ND	----	3120	"	"	"	"	"	
Naphthalene	"	58600	----	1250	"	"	"	"	"	A-07
n-Propylbenzene	"	ND	----	624	"	"	"	"	"	A-07
Styrene	"	ND	----	624	"	"	"	"	"	A-07
1,1,1,2-Tetrachloroethane	"	ND	----	624	"	"	"	"	"	
1,1,2,2-Tetrachloroethane	"	ND	----	624	"	"	"	"	"	A-07
Tetrachloroethene	"	ND	----	624	"	"	"	"	"	
Toluene	"	ND	----	624	"	"	"	"	"	
1,2,3-Trichlorobenzene	"	ND	----	624	"	"	"	"	"	A-07
1,2,4-Trichlorobenzene	"	ND	----	624	"	"	"	"	"	A-07
1,1,1-Trichloroethane	"	ND	----	624	"	"	"	"	"	
1,1,2-Trichloroethane	"	ND	----	624	"	"	"	"	"	
Trichloroethene	"	ND	----	624	"	"	"	"	"	
Trichlorofluoromethane	"	ND	----	624	"	"	"	"	"	
1,2,3-Trichloropropane	"	ND	----	624	"	"	"	"	"	A-07
1,2,4-Trimethylbenzene	"	ND	----	624	"	"	"	"	"	A-07
1,3,5-Trimethylbenzene	"	ND	----	624	"	"	"	"	"	A-07
Vinyl chloride	"	ND	----	624	"	"	"	"	"	
o-Xylene	"	ND	----	624	"	"	"	"	"	A-07
m,p-Xylene	"	ND	----	1250	"	"	"	"	"	A-07
<i>Surrogate(s): 4-BFB</i>				<i>102%</i>		<i>75 - 125 %</i>	<i>0.01x</i>			"
<i>1,2-DCA-d4</i>				<i>96.4%</i>		<i>75 - 125 %</i>	<i>"</i>			"
<i>Dibromofluoromethane</i>				<i>94.0%</i>		<i>75 - 125 %</i>	<i>"</i>			"
<i>Toluene-d8</i>				<i>117%</i>		<i>75 - 125 %</i>	<i>"</i>			"

Sarah Rockwell

Sarah Rockwell, Project Manager



SLR-Portland	Project Name: Jeld Wen- Nord Door	Report Created:
1800 Blankenship Road Suite 440	Project Number: 008.228.00013	05/26/06 17:52
West Linn, OR 97068	Project Manager: R. Scott Miller	

Volatile Organic Compounds per EPA Method 8260B
TestAmerica - Portland, OR

Analyte	Method	Result	MDL*	MRL	Units	Dil	Batch	Prepared	Analyzed	Notes
PPE0193-04RE1 (GP14-GW)		Water				Sampled: 05/01/06 09:44				R-16
Acetone	EPA 8260B	ND	----	125	ug/l	5x	6050651	05/15/06 08:50	05/15/06 18:02	
Benzene	"	ND	----	5.00	"	"	"	"	"	
Bromobenzene	"	ND	----	5.00	"	"	"	"	"	
Bromochloromethane	"	ND	----	5.00	"	"	"	"	"	
Bromodichloromethane	"	ND	----	5.00	"	"	"	"	"	
Bromoform	"	ND	----	5.00	"	"	"	"	"	
Bromomethane	"	ND	----	25.0	"	"	"	"	"	
2-Butanone (MEK)	"	ND	----	50.0	"	"	"	"	"	
n-Butylbenzene	"	ND	----	25.0	"	"	"	"	"	
sec-Butylbenzene	"	ND	----	5.00	"	"	"	"	"	
tert-Butylbenzene	"	ND	----	5.00	"	"	"	"	"	
Carbon disulfide	"	ND	----	50.0	"	"	"	"	"	
Carbon tetrachloride	"	ND	----	5.00	"	"	"	"	"	
Chlorobenzene	"	ND	----	5.00	"	"	"	"	"	
Chloroethane	"	ND	----	5.00	"	"	"	"	"	
Chloroform	"	ND	----	5.00	"	"	"	"	"	
Chloromethane	"	ND	----	25.0	"	"	"	"	"	
2-Chlorotoluene	"	ND	----	5.00	"	"	"	"	"	
4-Chlorotoluene	"	ND	----	5.00	"	"	"	"	"	
1,2-Dibromo-3-chloropropane	"	ND	----	25.0	"	"	"	"	"	
Dibromochloromethane	"	ND	----	5.00	"	"	"	"	"	
1,2-Dibromoethane	"	ND	----	5.00	"	"	"	"	"	
Dibromomethane	"	ND	----	5.00	"	"	"	"	"	
1,2-Dichlorobenzene	"	ND	----	5.00	"	"	"	"	"	
1,3-Dichlorobenzene	"	ND	----	5.00	"	"	"	"	"	
1,4-Dichlorobenzene	"	ND	----	5.00	"	"	"	"	"	
Dichlorodifluoromethane	"	ND	----	25.0	"	"	"	"	"	
1,1-Dichloroethane	"	ND	----	5.00	"	"	"	"	"	
1,2-Dichloroethane	"	ND	----	5.00	"	"	"	"	"	
1,1-Dichloroethene	"	ND	----	5.00	"	"	"	"	"	
cis-1,2-Dichloroethene	"	ND	----	5.00	"	"	"	"	"	
trans-1,2-Dichloroethene	"	ND	----	5.00	"	"	"	"	"	
1,2-Dichloropropane	"	ND	----	5.00	"	"	"	"	"	
1,3-Dichloropropane	"	ND	----	5.00	"	"	"	"	"	
2,2-Dichloropropane	"	ND	----	5.00	"	"	"	"	"	
1,1-Dichloropropene	"	ND	----	5.00	"	"	"	"	"	
cis-1,3-Dichloropropene	"	ND	----	5.00	"	"	"	"	"	
trans-1,3-Dichloropropene	"	ND	----	5.00	"	"	"	"	"	

TestAmerica - Portland, OR

The results in this report apply to the samples analyzed in accordance with the chain of custody document. This analytical report must be reproduced in its entirety.

Sarah Rockwell

Sarah Rockwell, Project Manager



SLR-Portland	Project Name: Jeld Wen- Nord Door	Report Created:
1800 Blankenship Road Suite 440	Project Number: 008.228.00013	05/26/06 17:52
West Linn, OR 97068	Project Manager: R. Scott Miller	

Volatile Organic Compounds per EPA Method 8260B
TestAmerica - Portland, OR

Analyte	Method	Result	MDL*	MRL	Units	Dil	Batch	Prepared	Analyzed	Notes
PPE0193-04RE1 (GP14-GW)		Water				Sampled: 05/01/06 09:44				R-16
Ethylbenzene	EPA 8260B	ND	----	5.00	ug/l	5x	6050651	05/15/06 08:50	05/15/06 18:02	
Hexachlorobutadiene	"	ND	----	20.0	"	"	"	"	"	
2-Hexanone	"	ND	----	50.0	"	"	"	"	"	
Isopropylbenzene	"	ND	----	10.0	"	"	"	"	"	
p-Isopropyltoluene	"	ND	----	10.0	"	"	"	"	"	
4-Methyl-2-pentanone	"	ND	----	25.0	"	"	"	"	"	
Methyl tert-butyl ether	"	ND	----	5.00	"	"	"	"	"	
Methylene chloride	"	ND	----	25.0	"	"	"	"	"	
Naphthalene	"	800	----	10.0	"	"	"	"	"	
n-Propylbenzene	"	ND	----	5.00	"	"	"	"	"	
Styrene	"	ND	----	5.00	"	"	"	"	"	
1,1,1,2-Tetrachloroethane	"	ND	----	5.00	"	"	"	"	"	
1,1,2,2-Tetrachloroethane	"	ND	----	5.00	"	"	"	"	"	
Tetrachloroethene	"	ND	----	5.00	"	"	"	"	"	
Toluene	"	ND	----	5.00	"	"	"	"	"	
1,2,3-Trichlorobenzene	"	ND	----	5.00	"	"	"	"	"	
1,2,4-Trichlorobenzene	"	ND	----	5.00	"	"	"	"	"	
1,1,1-Trichloroethane	"	ND	----	5.00	"	"	"	"	"	
1,1,2-Trichloroethane	"	ND	----	5.00	"	"	"	"	"	
Trichloroethene	"	ND	----	5.00	"	"	"	"	"	
Trichlorofluoromethane	"	ND	----	5.00	"	"	"	"	"	
1,2,3-Trichloropropane	"	ND	----	5.00	"	"	"	"	"	
1,2,4-Trimethylbenzene	"	ND	----	5.00	"	"	"	"	"	
1,3,5-Trimethylbenzene	"	ND	----	5.00	"	"	"	"	"	
Vinyl chloride	"	ND	----	5.00	"	"	"	"	"	
o-Xylene	"	ND	----	5.00	"	"	"	"	"	
m,p-Xylene	"	ND	----	10.0	"	"	"	"	"	
<i>Surrogate(s): 4-BFB</i>			<i>92.0%</i>			<i>80 - 120 %</i>	<i>1x</i>			<i>"</i>
<i>1,2-DCA-d4</i>			<i>110%</i>			<i>80 - 120 %</i>	<i>"</i>			<i>"</i>
<i>Dibromofluoromethane</i>			<i>106%</i>			<i>80 - 120 %</i>	<i>"</i>			<i>"</i>
<i>Toluene-d8</i>			<i>99.0%</i>			<i>80 - 120 %</i>	<i>"</i>			<i>"</i>

Sarah Rockwell

Sarah Rockwell, Project Manager



SLR-Portland	Project Name: Jeld Wen- Nord Door	Report Created:
1800 Blankenship Road Suite 440	Project Number: 008.228.00013	05/26/06 17:52
West Linn, OR 97068	Project Manager: R. Scott Miller	

Volatile Organic Compounds per EPA Method 8260B
TestAmerica - Portland, OR

Analyte	Method	Result	MDL*	MRL	Units	Dil	Batch	Prepared	Analyzed	Notes
PPE0193-06 (GP19-GW)		Water			Sampled: 05/01/06 10:40					
Acetone	EPA 8260B	ND	----	25.0	ug/l	1x	6050348	05/08/06 12:19	05/08/06 20:18	
Benzene	"	ND	----	1.00	"	"	"	"	"	
Bromobenzene	"	ND	----	1.00	"	"	"	"	"	
Bromochloromethane	"	ND	----	1.00	"	"	"	"	"	
Bromodichloromethane	"	ND	----	1.00	"	"	"	"	"	
Bromoform	"	ND	----	1.00	"	"	"	"	"	
Bromomethane	"	ND	----	5.00	"	"	"	"	"	
2-Butanone (MEK)	"	ND	----	10.0	"	"	"	"	"	
n-Butylbenzene	"	ND	----	5.00	"	"	"	"	"	
sec-Butylbenzene	"	ND	----	1.00	"	"	"	"	"	
tert-Butylbenzene	"	ND	----	1.00	"	"	"	"	"	
Carbon disulfide	"	ND	----	10.0	"	"	"	"	"	
Carbon tetrachloride	"	ND	----	1.00	"	"	"	"	"	
Chlorobenzene	"	ND	----	1.00	"	"	"	"	"	
Chloroethane	"	ND	----	1.00	"	"	"	"	"	
Chloroform	"	ND	----	1.00	"	"	"	"	"	
Chloromethane	"	ND	----	5.00	"	"	"	"	"	
2-Chlorotoluene	"	ND	----	1.00	"	"	"	"	"	
4-Chlorotoluene	"	ND	----	1.00	"	"	"	"	"	
1,2-Dibromo-3-chloropropane	"	ND	----	5.00	"	"	"	"	"	
Dibromochloromethane	"	ND	----	1.00	"	"	"	"	"	
1,2-Dibromoethane	"	ND	----	1.00	"	"	"	"	"	
Dibromomethane	"	ND	----	1.00	"	"	"	"	"	
1,2-Dichlorobenzene	"	ND	----	1.00	"	"	"	"	"	
1,3-Dichlorobenzene	"	ND	----	1.00	"	"	"	"	"	
1,4-Dichlorobenzene	"	ND	----	1.00	"	"	"	"	"	
Dichlorodifluoromethane	"	ND	----	5.00	"	"	"	"	"	
1,1-Dichloroethane	"	ND	----	1.00	"	"	"	"	"	
1,2-Dichloroethane	"	ND	----	1.00	"	"	"	"	"	
1,1-Dichloroethene	"	ND	----	1.00	"	"	"	"	"	
cis-1,2-Dichloroethene	"	ND	----	1.00	"	"	"	"	"	
trans-1,2-Dichloroethene	"	ND	----	1.00	"	"	"	"	"	
1,2-Dichloropropane	"	ND	----	1.00	"	"	"	"	"	
1,3-Dichloropropane	"	ND	----	1.00	"	"	"	"	"	
2,2-Dichloropropane	"	ND	----	1.00	"	"	"	"	"	
1,1-Dichloropropene	"	ND	----	1.00	"	"	"	"	"	
cis-1,3-Dichloropropene	"	ND	----	1.00	"	"	"	"	"	
trans-1,3-Dichloropropene	"	ND	----	1.00	"	"	"	"	"	

TestAmerica - Portland, OR

The results in this report apply to the samples analyzed in accordance with the chain of custody document. This analytical report must be reproduced in its entirety.

Sarah Rockwell

Sarah Rockwell, Project Manager



SLR-Portland	Project Name: Jeld Wen- Nord Door	Report Created:
1800 Blankenship Road Suite 440	Project Number: 008.228.00013	05/26/06 17:52
West Linn, OR 97068	Project Manager: R. Scott Miller	

Volatile Organic Compounds per EPA Method 8260B
TestAmerica - Portland, OR

Analyte	Method	Result	MDL*	MRL	Units	Dil	Batch	Prepared	Analyzed	Notes
PPE0193-06 (GP19-GW)		Water				Sampled: 05/01/06 10:40				
Ethylbenzene	EPA 8260B	ND	----	1.00	ug/l	1x	6050348	05/08/06 12:19	05/08/06 20:18	
Hexachlorobutadiene	"	ND	----	4.00	"	"	"	"	"	"
2-Hexanone	"	ND	----	10.0	"	"	"	"	"	"
Isopropylbenzene	"	ND	----	2.00	"	"	"	"	"	"
p-Isopropyltoluene	"	ND	----	2.00	"	"	"	"	"	"
4-Methyl-2-pentanone	"	ND	----	5.00	"	"	"	"	"	"
Methyl tert-butyl ether	"	ND	----	1.00	"	"	"	"	"	"
Methylene chloride	"	ND	----	5.00	"	"	"	"	"	"
Naphthalene	"	ND	----	2.00	"	"	"	"	"	"
n-Propylbenzene	"	ND	----	1.00	"	"	"	"	"	"
Styrene	"	ND	----	1.00	"	"	"	"	"	"
1,1,1,2-Tetrachloroethane	"	ND	----	1.00	"	"	"	"	"	"
1,1,2,2-Tetrachloroethane	"	ND	----	1.00	"	"	"	"	"	"
Tetrachloroethene	"	ND	----	1.00	"	"	"	"	"	"
Toluene	"	ND	----	1.00	"	"	"	"	"	"
1,2,3-Trichlorobenzene	"	ND	----	1.00	"	"	"	"	"	"
1,2,4-Trichlorobenzene	"	ND	----	1.00	"	"	"	"	"	"
1,1,1-Trichloroethane	"	ND	----	1.00	"	"	"	"	"	"
1,1,2-Trichloroethane	"	ND	----	1.00	"	"	"	"	"	"
Trichloroethene	"	ND	----	1.00	"	"	"	"	"	"
Trichlorofluoromethane	"	ND	----	1.00	"	"	"	"	"	"
1,2,3-Trichloropropane	"	ND	----	1.00	"	"	"	"	"	"
1,2,4-Trimethylbenzene	"	ND	----	1.00	"	"	"	"	"	"
1,3,5-Trimethylbenzene	"	ND	----	1.00	"	"	"	"	"	"
Vinyl chloride	"	ND	----	1.00	"	"	"	"	"	"
o-Xylene	"	ND	----	1.00	"	"	"	"	"	"
m,p-Xylene	"	ND	----	2.00	"	"	"	"	"	"
<i>Surrogate(s): 4-BFB</i>				87.0%		80 - 120 %	"			"
<i>1,2-DCA-d4</i>				99.5%		80 - 120 %	"			"
<i>Dibromofluoromethane</i>				97.5%		80 - 120 %	"			"
<i>Toluene-d8</i>				89.5%		80 - 120 %	"			"

Sarah Rockwell

Sarah Rockwell, Project Manager



SLR-Portland	Project Name: Jeld Wen- Nord Door	Report Created:
1800 Blankenship Road Suite 440	Project Number: 008.228.00013	05/26/06 17:52
West Linn, OR 97068	Project Manager: R. Scott Miller	

Volatile Organic Compounds per EPA Method 8260B
TestAmerica - Portland, OR

Analyte	Method	Result	MDL*	MRL	Units	Dil	Batch	Prepared	Analyzed	Notes
PPE0193-08 (GP23-GW)		Water			Sampled: 05/01/06 11:30					
Acetone	EPA 8260B	ND	----	25.0	ug/l	1x	6050348	05/08/06 12:19	05/08/06 19:51	
Benzene	"	ND	----	1.00	"	"	"	"	"	
Bromobenzene	"	ND	----	1.00	"	"	"	"	"	
Bromochloromethane	"	ND	----	1.00	"	"	"	"	"	
Bromodichloromethane	"	ND	----	1.00	"	"	"	"	"	
Bromoform	"	ND	----	1.00	"	"	"	"	"	
Bromomethane	"	ND	----	5.00	"	"	"	"	"	
2-Butanone (MEK)	"	ND	----	10.0	"	"	"	"	"	
n-Butylbenzene	"	ND	----	5.00	"	"	"	"	"	
sec-Butylbenzene	"	ND	----	1.00	"	"	"	"	"	
tert-Butylbenzene	"	ND	----	1.00	"	"	"	"	"	
Carbon disulfide	"	ND	----	10.0	"	"	"	"	"	
Carbon tetrachloride	"	ND	----	1.00	"	"	"	"	"	
Chlorobenzene	"	ND	----	1.00	"	"	"	"	"	
Chloroethane	"	ND	----	1.00	"	"	"	"	"	
Chloroform	"	ND	----	1.00	"	"	"	"	"	
Chloromethane	"	ND	----	5.00	"	"	"	"	"	
2-Chlorotoluene	"	ND	----	1.00	"	"	"	"	"	
4-Chlorotoluene	"	ND	----	1.00	"	"	"	"	"	
1,2-Dibromo-3-chloropropane	"	ND	----	5.00	"	"	"	"	"	
Dibromochloromethane	"	ND	----	1.00	"	"	"	"	"	
1,2-Dibromoethane	"	ND	----	1.00	"	"	"	"	"	
Dibromomethane	"	ND	----	1.00	"	"	"	"	"	
1,2-Dichlorobenzene	"	ND	----	1.00	"	"	"	"	"	
1,3-Dichlorobenzene	"	ND	----	1.00	"	"	"	"	"	
1,4-Dichlorobenzene	"	ND	----	1.00	"	"	"	"	"	
Dichlorodifluoromethane	"	ND	----	5.00	"	"	"	"	"	
1,1-Dichloroethane	"	ND	----	1.00	"	"	"	"	"	
1,2-Dichloroethane	"	ND	----	1.00	"	"	"	"	"	
1,1-Dichloroethene	"	ND	----	1.00	"	"	"	"	"	
cis-1,2-Dichloroethene	"	ND	----	1.00	"	"	"	"	"	
trans-1,2-Dichloroethene	"	ND	----	1.00	"	"	"	"	"	
1,2-Dichloropropane	"	ND	----	1.00	"	"	"	"	"	
1,3-Dichloropropane	"	ND	----	1.00	"	"	"	"	"	
2,2-Dichloropropane	"	ND	----	1.00	"	"	"	"	"	
1,1-Dichloropropene	"	ND	----	1.00	"	"	"	"	"	
cis-1,3-Dichloropropene	"	ND	----	1.00	"	"	"	"	"	
trans-1,3-Dichloropropene	"	ND	----	1.00	"	"	"	"	"	

TestAmerica - Portland, OR

The results in this report apply to the samples analyzed in accordance with the chain of custody document. This analytical report must be reproduced in its entirety.

Sarah Rockwell

Sarah Rockwell, Project Manager



SLR-Portland	Project Name: Jeld Wen- Nord Door	Report Created:
1800 Blankenship Road Suite 440	Project Number: 008.228.00013	05/26/06 17:52
West Linn, OR 97068	Project Manager: R. Scott Miller	

Volatile Organic Compounds per EPA Method 8260B
TestAmerica - Portland, OR

Analyte	Method	Result	MDL*	MRL	Units	Dil	Batch	Prepared	Analyzed	Notes
PPE0193-08 (GP23-GW)		Water				Sampled: 05/01/06 11:30				
Ethylbenzene	EPA 8260B	ND	----	1.00	ug/l	1x	6050348	05/08/06 12:19	05/08/06 19:51	
Hexachlorobutadiene	"	ND	----	4.00	"	"	"	"	"	"
2-Hexanone	"	ND	----	10.0	"	"	"	"	"	"
Isopropylbenzene	"	ND	----	2.00	"	"	"	"	"	"
p-Isopropyltoluene	"	ND	----	2.00	"	"	"	"	"	"
4-Methyl-2-pentanone	"	ND	----	5.00	"	"	"	"	"	"
Methyl tert-butyl ether	"	ND	----	1.00	"	"	"	"	"	"
Methylene chloride	"	ND	----	5.00	"	"	"	"	"	"
Naphthalene	"	ND	----	2.00	"	"	"	"	"	"
n-Propylbenzene	"	ND	----	1.00	"	"	"	"	"	"
Styrene	"	ND	----	1.00	"	"	"	"	"	"
1,1,1,2-Tetrachloroethane	"	ND	----	1.00	"	"	"	"	"	"
1,1,2,2-Tetrachloroethane	"	ND	----	1.00	"	"	"	"	"	"
Tetrachloroethene	"	ND	----	1.00	"	"	"	"	"	"
Toluene	"	ND	----	1.00	"	"	"	"	"	"
1,2,3-Trichlorobenzene	"	ND	----	1.00	"	"	"	"	"	"
1,2,4-Trichlorobenzene	"	ND	----	1.00	"	"	"	"	"	"
1,1,1-Trichloroethane	"	ND	----	1.00	"	"	"	"	"	"
1,1,2-Trichloroethane	"	ND	----	1.00	"	"	"	"	"	"
Trichloroethene	"	ND	----	1.00	"	"	"	"	"	"
Trichlorofluoromethane	"	ND	----	1.00	"	"	"	"	"	"
1,2,3-Trichloropropane	"	ND	----	1.00	"	"	"	"	"	"
1,2,4-Trimethylbenzene	"	ND	----	1.00	"	"	"	"	"	"
1,3,5-Trimethylbenzene	"	ND	----	1.00	"	"	"	"	"	"
Vinyl chloride	"	ND	----	1.00	"	"	"	"	"	"
o-Xylene	"	ND	----	1.00	"	"	"	"	"	"
m,p-Xylene	"	ND	----	2.00	"	"	"	"	"	"
<i>Surrogate(s): 4-BFB</i>			86.5%			80 - 120 %	"			"
<i>1,2-DCA-d4</i>			97.0%			80 - 120 %	"			"
<i>Dibromofluoromethane</i>			96.0%			80 - 120 %	"			"
<i>Toluene-d8</i>			95.5%			80 - 120 %	"			"

Sarah Rockwell

Sarah Rockwell, Project Manager



SLR-Portland	Project Name: Jeld Wen- Nord Door	Report Created:
1800 Blankenship Road Suite 440	Project Number: 008.228.00013	05/26/06 17:52
West Linn, OR 97068	Project Manager: R. Scott Miller	

Volatile Organic Compounds per EPA Method 8260B
TestAmerica - Portland, OR

Analyte	Method	Result	MDL*	MRL	Units	Dil	Batch	Prepared	Analyzed	Notes
PPE0193-17RE1 (GP9-GW)		Water				Sampled: 05/01/06 13:55				R-16
Acetone	EPA 8260B	ND	----	2500	ug/l	100x	6050651	05/15/06 08:50	05/15/06 18:29	
Benzene	"	ND	----	100	"	"	"	"	"	
Bromobenzene	"	ND	----	100	"	"	"	"	"	
Bromochloromethane	"	ND	----	100	"	"	"	"	"	
Bromodichloromethane	"	ND	----	100	"	"	"	"	"	
Bromoform	"	ND	----	100	"	"	"	"	"	
Bromomethane	"	ND	----	500	"	"	"	"	"	
2-Butanone (MEK)	"	ND	----	1000	"	"	"	"	"	
n-Butylbenzene	"	ND	----	500	"	"	"	"	"	
sec-Butylbenzene	"	ND	----	100	"	"	"	"	"	
tert-Butylbenzene	"	ND	----	100	"	"	"	"	"	
Carbon disulfide	"	ND	----	1000	"	"	"	"	"	
Carbon tetrachloride	"	ND	----	100	"	"	"	"	"	
Chlorobenzene	"	ND	----	100	"	"	"	"	"	
Chloroethane	"	ND	----	100	"	"	"	"	"	
Chloroform	"	ND	----	100	"	"	"	"	"	
Chloromethane	"	ND	----	500	"	"	"	"	"	
2-Chlorotoluene	"	ND	----	100	"	"	"	"	"	
4-Chlorotoluene	"	ND	----	100	"	"	"	"	"	
1,2-Dibromo-3-chloropropane	"	ND	----	500	"	"	"	"	"	
Dibromochloromethane	"	ND	----	100	"	"	"	"	"	
1,2-Dibromoethane	"	ND	----	100	"	"	"	"	"	
Dibromomethane	"	ND	----	100	"	"	"	"	"	
1,2-Dichlorobenzene	"	ND	----	100	"	"	"	"	"	
1,3-Dichlorobenzene	"	ND	----	100	"	"	"	"	"	
1,4-Dichlorobenzene	"	ND	----	100	"	"	"	"	"	
Dichlorodifluoromethane	"	ND	----	500	"	"	"	"	"	
1,1-Dichloroethane	"	ND	----	100	"	"	"	"	"	
1,2-Dichloroethane	"	ND	----	100	"	"	"	"	"	
1,1-Dichloroethene	"	ND	----	100	"	"	"	"	"	
cis-1,2-Dichloroethene	"	ND	----	100	"	"	"	"	"	
trans-1,2-Dichloroethene	"	ND	----	100	"	"	"	"	"	
1,2-Dichloropropane	"	ND	----	100	"	"	"	"	"	
1,3-Dichloropropane	"	ND	----	100	"	"	"	"	"	
2,2-Dichloropropane	"	ND	----	100	"	"	"	"	"	
1,1-Dichloropropene	"	ND	----	100	"	"	"	"	"	
cis-1,3-Dichloropropene	"	ND	----	100	"	"	"	"	"	
trans-1,3-Dichloropropene	"	ND	----	100	"	"	"	"	"	

TestAmerica - Portland, OR

The results in this report apply to the samples analyzed in accordance with the chain of custody document. This analytical report must be reproduced in its entirety.

Sarah Rockwell

Sarah Rockwell, Project Manager



SLR-Portland	Project Name: Jeld Wen- Nord Door	Report Created:
1800 Blankenship Road Suite 440	Project Number: 008.228.00013	05/26/06 17:52
West Linn, OR 97068	Project Manager: R. Scott Miller	

Volatile Organic Compounds per EPA Method 8260B
 TestAmerica - Portland, OR

Analyte	Method	Result	MDL*	MRL	Units	Dil	Batch	Prepared	Analyzed	Notes
PPE0193-17RE1 (GP9-GW)		Water				Sampled: 05/01/06 13:55				R-16
Ethylbenzene	EPA 8260B	ND	----	100	ug/l	100x	6050651	05/15/06 08:50	05/15/06 18:29	
Hexachlorobutadiene	"	ND	----	400	"	"	"	"	"	
2-Hexanone	"	ND	----	1000	"	"	"	"	"	
Isopropylbenzene	"	ND	----	200	"	"	"	"	"	
p-Isopropyltoluene	"	ND	----	200	"	"	"	"	"	
4-Methyl-2-pentanone	"	ND	----	500	"	"	"	"	"	
Methyl tert-butyl ether	"	ND	----	100	"	"	"	"	"	
Methylene chloride	"	ND	----	500	"	"	"	"	"	
Naphthalene	"	17400	----	200	"	"	"	"	"	
n-Propylbenzene	"	ND	----	100	"	"	"	"	"	
Styrene	"	ND	----	100	"	"	"	"	"	
1,1,1,2-Tetrachloroethane	"	ND	----	100	"	"	"	"	"	
1,1,2,2-Tetrachloroethane	"	ND	----	100	"	"	"	"	"	
Tetrachloroethene	"	ND	----	100	"	"	"	"	"	
Toluene	"	125	----	100	"	"	"	"	"	
1,2,3-Trichlorobenzene	"	ND	----	100	"	"	"	"	"	
1,2,4-Trichlorobenzene	"	ND	----	100	"	"	"	"	"	
1,1,1-Trichloroethane	"	ND	----	100	"	"	"	"	"	
1,1,2-Trichloroethane	"	ND	----	100	"	"	"	"	"	
Trichloroethene	"	ND	----	100	"	"	"	"	"	
Trichlorofluoromethane	"	ND	----	100	"	"	"	"	"	
1,2,3-Trichloropropane	"	ND	----	100	"	"	"	"	"	
1,2,4-Trimethylbenzene	"	ND	----	100	"	"	"	"	"	
1,3,5-Trimethylbenzene	"	ND	----	100	"	"	"	"	"	
Vinyl chloride	"	ND	----	100	"	"	"	"	"	
o-Xylene	"	ND	----	100	"	"	"	"	"	
m,p-Xylene	"	ND	----	200	"	"	"	"	"	
<i>Surrogate(s):</i>	<i>4-BFB</i>		<i>94.0%</i>			<i>80 - 120 %</i>	<i>1x</i>			<i>"</i>
	<i>1,2-DCA-d4</i>		<i>108%</i>			<i>80 - 120 %</i>	<i>"</i>			<i>"</i>
	<i>Dibromofluoromethane</i>		<i>105%</i>			<i>80 - 120 %</i>	<i>"</i>			<i>"</i>
	<i>Toluene-d8</i>		<i>98.5%</i>			<i>80 - 120 %</i>	<i>"</i>			<i>"</i>

Sarah Rockwell

Sarah Rockwell, Project Manager



SLR-Portland	Project Name: Jeld Wen- Nord Door	Report Created:
1800 Blankenship Road Suite 440	Project Number: 008.228.00013	05/26/06 17:52
West Linn, OR 97068	Project Manager: R. Scott Miller	

Volatile Organic Compounds per EPA Method 8260B
TestAmerica - Portland, OR

Analyte	Method	Result	MDL*	MRL	Units	Dil	Batch	Prepared	Analyzed	Notes
PPE0193-20RE1 (GP10-GW)		Water				Sampled: 05/01/06 14:45				R-16
Acetone	EPA 8260B	ND	----	2500	ug/l	100x	6050651	05/15/06 08:50	05/15/06 18:56	
Benzene	"	103	----	100	"	"	"	"	"	
Bromobenzene	"	ND	----	100	"	"	"	"	"	
Bromochloromethane	"	ND	----	100	"	"	"	"	"	
Bromodichloromethane	"	ND	----	100	"	"	"	"	"	
Bromoform	"	ND	----	100	"	"	"	"	"	
Bromomethane	"	ND	----	500	"	"	"	"	"	
2-Butanone (MEK)	"	ND	----	1000	"	"	"	"	"	
n-Butylbenzene	"	ND	----	500	"	"	"	"	"	
sec-Butylbenzene	"	ND	----	100	"	"	"	"	"	
tert-Butylbenzene	"	ND	----	100	"	"	"	"	"	
Carbon disulfide	"	ND	----	1000	"	"	"	"	"	
Carbon tetrachloride	"	ND	----	100	"	"	"	"	"	
Chlorobenzene	"	ND	----	100	"	"	"	"	"	
Chloroethane	"	ND	----	100	"	"	"	"	"	
Chloroform	"	ND	----	100	"	"	"	"	"	
Chloromethane	"	ND	----	500	"	"	"	"	"	
2-Chlorotoluene	"	ND	----	100	"	"	"	"	"	
4-Chlorotoluene	"	ND	----	100	"	"	"	"	"	
1,2-Dibromo-3-chloropropane	"	ND	----	500	"	"	"	"	"	
Dibromochloromethane	"	ND	----	100	"	"	"	"	"	
1,2-Dibromoethane	"	ND	----	100	"	"	"	"	"	
Dibromomethane	"	ND	----	100	"	"	"	"	"	
1,2-Dichlorobenzene	"	ND	----	100	"	"	"	"	"	
1,3-Dichlorobenzene	"	ND	----	100	"	"	"	"	"	
1,4-Dichlorobenzene	"	ND	----	100	"	"	"	"	"	
Dichlorodifluoromethane	"	ND	----	500	"	"	"	"	"	
1,1-Dichloroethane	"	ND	----	100	"	"	"	"	"	
1,2-Dichloroethane	"	ND	----	100	"	"	"	"	"	
1,1-Dichloroethene	"	ND	----	100	"	"	"	"	"	
cis-1,2-Dichloroethene	"	ND	----	100	"	"	"	"	"	
trans-1,2-Dichloroethene	"	ND	----	100	"	"	"	"	"	
1,2-Dichloropropane	"	ND	----	100	"	"	"	"	"	
1,3-Dichloropropane	"	ND	----	100	"	"	"	"	"	
2,2-Dichloropropane	"	ND	----	100	"	"	"	"	"	
1,1-Dichloropropene	"	ND	----	100	"	"	"	"	"	
cis-1,3-Dichloropropene	"	ND	----	100	"	"	"	"	"	
trans-1,3-Dichloropropene	"	ND	----	100	"	"	"	"	"	

TestAmerica - Portland, OR

The results in this report apply to the samples analyzed in accordance with the chain of custody document. This analytical report must be reproduced in its entirety.

Sarah Rockwell

Sarah Rockwell, Project Manager



SLR-Portland	Project Name: Jeld Wen- Nord Door	Report Created:
1800 Blankenship Road Suite 440	Project Number: 008.228.00013	05/26/06 17:52
West Linn, OR 97068	Project Manager: R. Scott Miller	

Volatile Organic Compounds per EPA Method 8260B
TestAmerica - Portland, OR

Analyte	Method	Result	MDL*	MRL	Units	Dil	Batch	Prepared	Analyzed	Notes
---------	--------	--------	------	-----	-------	-----	-------	----------	----------	-------

PPE0193-20RE1 (GP10-GW)		Water		Sampled: 05/01/06 14:45							R-16
Ethylbenzene	EPA 8260B	ND	----	100	ug/l	100x	6050651	05/15/06 08:50	05/15/06 18:56		
Hexachlorobutadiene	"	ND	----	400	"	"	"	"	"		
2-Hexanone	"	ND	----	1000	"	"	"	"	"		
Isopropylbenzene	"	ND	----	200	"	"	"	"	"		
p-Isopropyltoluene	"	ND	----	200	"	"	"	"	"		
4-Methyl-2-pentanone	"	ND	----	500	"	"	"	"	"		
Methyl tert-butyl ether	"	ND	----	100	"	"	"	"	"		
Methylene chloride	"	ND	----	500	"	"	"	"	"		
Naphthalene	"	13800	----	200	"	"	"	"	"		
n-Propylbenzene	"	ND	----	100	"	"	"	"	"		
Styrene	"	ND	----	100	"	"	"	"	"		
1,1,1,2-Tetrachloroethane	"	ND	----	100	"	"	"	"	"		
1,1,2,2-Tetrachloroethane	"	ND	----	100	"	"	"	"	"		
Tetrachloroethene	"	ND	----	100	"	"	"	"	"		
Toluene	"	125	----	100	"	"	"	"	"		
1,2,3-Trichlorobenzene	"	ND	----	100	"	"	"	"	"		
1,2,4-Trichlorobenzene	"	ND	----	100	"	"	"	"	"		
1,1,1-Trichloroethane	"	ND	----	100	"	"	"	"	"		
1,1,2-Trichloroethane	"	ND	----	100	"	"	"	"	"		
Trichloroethene	"	ND	----	100	"	"	"	"	"		
Trichlorofluoromethane	"	ND	----	100	"	"	"	"	"		
1,2,3-Trichloropropane	"	ND	----	100	"	"	"	"	"		
1,2,4-Trimethylbenzene	"	ND	----	100	"	"	"	"	"		
1,3,5-Trimethylbenzene	"	ND	----	100	"	"	"	"	"		
Vinyl chloride	"	ND	----	100	"	"	"	"	"		
o-Xylene	"	ND	----	100	"	"	"	"	"		
m,p-Xylene	"	ND	----	200	"	"	"	"	"		

Surrogate(s):	4-BFB	93.5%	80 - 120 %	1x	"
	1,2-DCA-d4	108%	80 - 120 %	"	"
	Dibromofluoromethane	106%	80 - 120 %	"	"
	Toluene-d8	99.0%	80 - 120 %	"	"

Sarah Rockwell

Sarah Rockwell, Project Manager



SLR-Portland	Project Name: Jeld Wen- Nord Door	Report Created:
1800 Blankenship Road Suite 440	Project Number: 008.228.00013	05/26/06 17:52
West Linn, OR 97068	Project Manager: R. Scott Miller	

Volatile Organic Compounds per EPA Method 8260B
TestAmerica - Portland, OR

Analyte	Method	Result	MDL*	MRL	Units	Dil	Batch	Prepared	Analyzed	Notes
PPE0193-34 (GP42-GW)		Water			Sampled: 05/02/06 12:55					
Acetone	EPA 8260B	ND	----	25.0	ug/l	1x	6050582	05/12/06 08:41	05/12/06 16:02	
Benzene	"	ND	----	1.00	"	"	"	"	"	
Bromobenzene	"	ND	----	1.00	"	"	"	"	"	
Bromochloromethane	"	ND	----	1.00	"	"	"	"	"	
Bromodichloromethane	"	ND	----	1.00	"	"	"	"	"	
Bromoform	"	ND	----	1.00	"	"	"	"	"	
Bromomethane	"	ND	----	5.00	"	"	"	"	"	
2-Butanone (MEK)	"	ND	----	10.0	"	"	"	"	"	
n-Butylbenzene	"	ND	----	5.00	"	"	"	"	"	
sec-Butylbenzene	"	ND	----	1.00	"	"	"	"	"	
tert-Butylbenzene	"	ND	----	1.00	"	"	"	"	"	
Carbon disulfide	"	ND	----	10.0	"	"	"	"	"	
Carbon tetrachloride	"	ND	----	1.00	"	"	"	"	"	
Chlorobenzene	"	ND	----	1.00	"	"	"	"	"	
Chloroethane	"	ND	----	1.00	"	"	"	"	"	
Chloroform	"	ND	----	1.00	"	"	"	"	"	
Chloromethane	"	ND	----	5.00	"	"	"	"	"	
2-Chlorotoluene	"	ND	----	1.00	"	"	"	"	"	
4-Chlorotoluene	"	ND	----	1.00	"	"	"	"	"	
1,2-Dibromo-3-chloropropane	"	ND	----	5.00	"	"	"	"	"	
Dibromochloromethane	"	ND	----	1.00	"	"	"	"	"	
1,2-Dibromoethane	"	ND	----	1.00	"	"	"	"	"	
Dibromomethane	"	ND	----	1.00	"	"	"	"	"	
1,2-Dichlorobenzene	"	ND	----	1.00	"	"	"	"	"	
1,3-Dichlorobenzene	"	ND	----	1.00	"	"	"	"	"	
1,4-Dichlorobenzene	"	ND	----	1.00	"	"	"	"	"	
Dichlorodifluoromethane	"	ND	----	5.00	"	"	"	"	"	
1,1-Dichloroethane	"	ND	----	1.00	"	"	"	"	"	
1,2-Dichloroethane	"	ND	----	1.00	"	"	"	"	"	
1,1-Dichloroethene	"	ND	----	1.00	"	"	"	"	"	
cis-1,2-Dichloroethene	"	ND	----	1.00	"	"	"	"	"	
trans-1,2-Dichloroethene	"	ND	----	1.00	"	"	"	"	"	
1,2-Dichloropropane	"	ND	----	1.00	"	"	"	"	"	
1,3-Dichloropropane	"	ND	----	1.00	"	"	"	"	"	
2,2-Dichloropropane	"	ND	----	1.00	"	"	"	"	"	
1,1-Dichloropropene	"	ND	----	1.00	"	"	"	"	"	
cis-1,3-Dichloropropene	"	ND	----	1.00	"	"	"	"	"	
trans-1,3-Dichloropropene	"	ND	----	1.00	"	"	"	"	"	

TestAmerica - Portland, OR

The results in this report apply to the samples analyzed in accordance with the chain of custody document. This analytical report must be reproduced in its entirety.

Sarah Rockwell

Sarah Rockwell, Project Manager



SLR-Portland	Project Name: Jeld Wen- Nord Door	Report Created:
1800 Blankenship Road Suite 440	Project Number: 008.228.00013	05/26/06 17:52
West Linn, OR 97068	Project Manager: R. Scott Miller	

Volatile Organic Compounds per EPA Method 8260B
TestAmerica - Portland, OR

Analyte	Method	Result	MDL*	MRL	Units	Dil	Batch	Prepared	Analyzed	Notes
PPE0193-34 (GP42-GW)		Water				Sampled: 05/02/06 12:55				
Ethylbenzene	EPA 8260B	ND	----	1.00	ug/l	1x	6050582	05/12/06 08:41	05/12/06 16:02	
Hexachlorobutadiene	"	ND	----	4.00	"	"	"	"	"	
2-Hexanone	"	ND	----	10.0	"	"	"	"	"	
Isopropylbenzene	"	ND	----	2.00	"	"	"	"	"	
p-Isopropyltoluene	"	ND	----	2.00	"	"	"	"	"	
4-Methyl-2-pentanone	"	ND	----	5.00	"	"	"	"	"	
Methyl tert-butyl ether	"	ND	----	1.00	"	"	"	"	"	
Methylene chloride	"	ND	----	5.00	"	"	"	"	"	
Naphthalene	"	ND	----	2.00	"	"	"	"	"	
n-Propylbenzene	"	ND	----	1.00	"	"	"	"	"	
Styrene	"	ND	----	1.00	"	"	"	"	"	
1,1,1,2-Tetrachloroethane	"	ND	----	1.00	"	"	"	"	"	
1,1,2,2-Tetrachloroethane	"	ND	----	1.00	"	"	"	"	"	
Tetrachloroethene	"	ND	----	1.00	"	"	"	"	"	
Toluene	"	ND	----	1.00	"	"	"	"	"	
1,2,3-Trichlorobenzene	"	ND	----	1.00	"	"	"	"	"	
1,2,4-Trichlorobenzene	"	ND	----	1.00	"	"	"	"	"	
1,1,1-Trichloroethane	"	ND	----	1.00	"	"	"	"	"	
1,1,2-Trichloroethane	"	ND	----	1.00	"	"	"	"	"	
Trichloroethene	"	ND	----	1.00	"	"	"	"	"	
Trichlorofluoromethane	"	ND	----	1.00	"	"	"	"	"	
1,2,3-Trichloropropane	"	ND	----	1.00	"	"	"	"	"	
1,2,4-Trimethylbenzene	"	ND	----	1.00	"	"	"	"	"	
1,3,5-Trimethylbenzene	"	ND	----	1.00	"	"	"	"	"	
Vinyl chloride	"	ND	----	1.00	"	"	"	"	"	
o-Xylene	"	ND	----	1.00	"	"	"	"	"	
m,p-Xylene	"	ND	----	2.00	"	"	"	"	"	
<i>Surrogate(s): 4-BFB</i>				82.5%		80 - 120 %	"			
<i>1,2-DCA-d4</i>				122%		80 - 120 %	"			SR-3
<i>Dibromofluoromethane</i>				116%		80 - 120 %	"			
<i>Toluene-d8</i>				102%		80 - 120 %	"			

Sarah Rockwell

Sarah Rockwell, Project Manager



SLR-Portland	Project Name: Jeld Wen- Nord Door	Report Created:
1800 Blankenship Road Suite 440	Project Number: 008.228.00013	05/26/06 17:52
West Linn, OR 97068	Project Manager: R. Scott Miller	

Volatile Organic Compounds per EPA Method 8260B
TestAmerica - Portland, OR

Analyte	Method	Result	MDL*	MRL	Units	Dil	Batch	Prepared	Analyzed	Notes
PPE0193-38 (GP12-GW)		Water			Sampled: 05/02/06 15:45					
Acetone	EPA 8260B	ND	----	25.0	ug/l	1x	6050348	05/08/06 12:19	05/08/06 20:45	
Benzene	"	ND	----	1.00	"	"	"	"	"	
Bromobenzene	"	ND	----	1.00	"	"	"	"	"	
Bromochloromethane	"	ND	----	1.00	"	"	"	"	"	
Bromodichloromethane	"	ND	----	1.00	"	"	"	"	"	
Bromoform	"	ND	----	1.00	"	"	"	"	"	
Bromomethane	"	ND	----	5.00	"	"	"	"	"	
2-Butanone (MEK)	"	ND	----	10.0	"	"	"	"	"	
n-Butylbenzene	"	ND	----	5.00	"	"	"	"	"	
sec-Butylbenzene	"	ND	----	1.00	"	"	"	"	"	
tert-Butylbenzene	"	ND	----	1.00	"	"	"	"	"	
Carbon disulfide	"	ND	----	10.0	"	"	"	"	"	
Carbon tetrachloride	"	ND	----	1.00	"	"	"	"	"	
Chlorobenzene	"	ND	----	1.00	"	"	"	"	"	
Chloroethane	"	ND	----	1.00	"	"	"	"	"	
Chloroform	"	ND	----	1.00	"	"	"	"	"	
Chloromethane	"	ND	----	5.00	"	"	"	"	"	
2-Chlorotoluene	"	ND	----	1.00	"	"	"	"	"	
4-Chlorotoluene	"	ND	----	1.00	"	"	"	"	"	
1,2-Dibromo-3-chloropropane	"	ND	----	5.00	"	"	"	"	"	
Dibromochloromethane	"	ND	----	1.00	"	"	"	"	"	
1,2-Dibromoethane	"	ND	----	1.00	"	"	"	"	"	
Dibromomethane	"	ND	----	1.00	"	"	"	"	"	
1,2-Dichlorobenzene	"	ND	----	1.00	"	"	"	"	"	
1,3-Dichlorobenzene	"	ND	----	1.00	"	"	"	"	"	
1,4-Dichlorobenzene	"	ND	----	1.00	"	"	"	"	"	
Dichlorodifluoromethane	"	ND	----	5.00	"	"	"	"	"	
1,1-Dichloroethane	"	ND	----	1.00	"	"	"	"	"	
1,2-Dichloroethane	"	ND	----	1.00	"	"	"	"	"	
1,1-Dichloroethene	"	ND	----	1.00	"	"	"	"	"	
cis-1,2-Dichloroethene	"	ND	----	1.00	"	"	"	"	"	
trans-1,2-Dichloroethene	"	ND	----	1.00	"	"	"	"	"	
1,2-Dichloropropane	"	ND	----	1.00	"	"	"	"	"	
1,3-Dichloropropane	"	ND	----	1.00	"	"	"	"	"	
2,2-Dichloropropane	"	ND	----	1.00	"	"	"	"	"	
1,1-Dichloropropene	"	ND	----	1.00	"	"	"	"	"	
cis-1,3-Dichloropropene	"	ND	----	1.00	"	"	"	"	"	
trans-1,3-Dichloropropene	"	ND	----	1.00	"	"	"	"	"	

TestAmerica - Portland, OR

The results in this report apply to the samples analyzed in accordance with the chain of custody document. This analytical report must be reproduced in its entirety.

Sarah Rockwell

Sarah Rockwell, Project Manager



SLR-Portland	Project Name: Jeld Wen- Nord Door	Report Created:
1800 Blankenship Road Suite 440	Project Number: 008.228.00013	05/26/06 17:52
West Linn, OR 97068	Project Manager: R. Scott Miller	

Volatile Organic Compounds per EPA Method 8260B
TestAmerica - Portland, OR

Analyte	Method	Result	MDL*	MRL	Units	Dil	Batch	Prepared	Analyzed	Notes
PPE0193-38 (GP12-GW)		Water								
		Sampled: 05/02/06 15:45								
Ethylbenzene	EPA 8260B	ND	----	1.00	ug/l	1x	6050348	05/08/06 12:19	05/08/06 20:45	
Hexachlorobutadiene	"	ND	----	4.00	"	"	"	"	"	"
2-Hexanone	"	ND	----	10.0	"	"	"	"	"	"
Isopropylbenzene	"	ND	----	2.00	"	"	"	"	"	"
p-Isopropyltoluene	"	ND	----	2.00	"	"	"	"	"	"
4-Methyl-2-pentanone	"	ND	----	5.00	"	"	"	"	"	"
Methyl tert-butyl ether	"	ND	----	1.00	"	"	"	"	"	"
Methylene chloride	"	ND	----	5.00	"	"	"	"	"	"
Naphthalene	"	ND	----	2.00	"	"	"	"	"	"
n-Propylbenzene	"	ND	----	1.00	"	"	"	"	"	"
Styrene	"	ND	----	1.00	"	"	"	"	"	"
1,1,1,2-Tetrachloroethane	"	ND	----	1.00	"	"	"	"	"	"
1,1,2,2-Tetrachloroethane	"	ND	----	1.00	"	"	"	"	"	"
Tetrachloroethene	"	ND	----	1.00	"	"	"	"	"	"
Toluene	"	ND	----	1.00	"	"	"	"	"	"
1,2,3-Trichlorobenzene	"	ND	----	1.00	"	"	"	"	"	"
1,2,4-Trichlorobenzene	"	ND	----	1.00	"	"	"	"	"	"
1,1,1-Trichloroethane	"	ND	----	1.00	"	"	"	"	"	"
1,1,2-Trichloroethane	"	ND	----	1.00	"	"	"	"	"	"
Trichloroethene	"	ND	----	1.00	"	"	"	"	"	"
Trichlorofluoromethane	"	ND	----	1.00	"	"	"	"	"	"
1,2,3-Trichloropropane	"	ND	----	1.00	"	"	"	"	"	"
1,2,4-Trimethylbenzene	"	ND	----	1.00	"	"	"	"	"	"
1,3,5-Trimethylbenzene	"	ND	----	1.00	"	"	"	"	"	"
Vinyl chloride	"	ND	----	1.00	"	"	"	"	"	"
o-Xylene	"	ND	----	1.00	"	"	"	"	"	"
m,p-Xylene	"	ND	----	2.00	"	"	"	"	"	"
<i>Surrogate(s): 4-BFB</i>			89.0%			80 - 120 %	"			"
<i>1,2-DCA-d4</i>			99.0%			80 - 120 %	"			"
<i>Dibromofluoromethane</i>			97.0%			80 - 120 %	"			"
<i>Toluene-d8</i>			93.0%			80 - 120 %	"			"

Sarah Rockwell

Sarah Rockwell, Project Manager



SLR-Portland	Project Name: Jeld Wen- Nord Door	Report Created:
1800 Blankenship Road Suite 440	Project Number: 008.228.00013	05/26/06 17:52
West Linn, OR 97068	Project Manager: R. Scott Miller	

Volatile Organic Compounds per EPA Method 8260B
TestAmerica - Portland, OR

Analyte	Method	Result	MDL*	MRL	Units	Dil	Batch	Prepared	Analyzed	Notes
PPE0193-42 (GP41-GW)		Water			Sampled: 05/02/06 15:00					
Acetone	EPA 8260B	ND	----	25.0	ug/l	1x	6050582	05/12/06 08:41	05/12/06 16:31	
Benzene	"	ND	----	1.00	"	"	"	"	"	
Bromobenzene	"	ND	----	1.00	"	"	"	"	"	
Bromochloromethane	"	ND	----	1.00	"	"	"	"	"	
Bromodichloromethane	"	ND	----	1.00	"	"	"	"	"	
Bromoform	"	ND	----	1.00	"	"	"	"	"	
Bromomethane	"	ND	----	5.00	"	"	"	"	"	
2-Butanone (MEK)	"	ND	----	10.0	"	"	"	"	"	
n-Butylbenzene	"	ND	----	5.00	"	"	"	"	"	
sec-Butylbenzene	"	ND	----	1.00	"	"	"	"	"	
tert-Butylbenzene	"	ND	----	1.00	"	"	"	"	"	
Carbon disulfide	"	ND	----	10.0	"	"	"	"	"	
Carbon tetrachloride	"	ND	----	1.00	"	"	"	"	"	
Chlorobenzene	"	ND	----	1.00	"	"	"	"	"	
Chloroethane	"	ND	----	1.00	"	"	"	"	"	
Chloroform	"	ND	----	1.00	"	"	"	"	"	
Chloromethane	"	ND	----	5.00	"	"	"	"	"	
2-Chlorotoluene	"	ND	----	1.00	"	"	"	"	"	
4-Chlorotoluene	"	ND	----	1.00	"	"	"	"	"	
1,2-Dibromo-3-chloropropane	"	ND	----	5.00	"	"	"	"	"	
Dibromochloromethane	"	ND	----	1.00	"	"	"	"	"	
1,2-Dibromoethane	"	ND	----	1.00	"	"	"	"	"	
Dibromomethane	"	ND	----	1.00	"	"	"	"	"	
1,2-Dichlorobenzene	"	ND	----	1.00	"	"	"	"	"	
1,3-Dichlorobenzene	"	ND	----	1.00	"	"	"	"	"	
1,4-Dichlorobenzene	"	ND	----	1.00	"	"	"	"	"	
Dichlorodifluoromethane	"	ND	----	5.00	"	"	"	"	"	
1,1-Dichloroethane	"	ND	----	1.00	"	"	"	"	"	
1,2-Dichloroethane	"	ND	----	1.00	"	"	"	"	"	
1,1-Dichloroethene	"	ND	----	1.00	"	"	"	"	"	
cis-1,2-Dichloroethene	"	ND	----	1.00	"	"	"	"	"	
trans-1,2-Dichloroethene	"	ND	----	1.00	"	"	"	"	"	
1,2-Dichloropropane	"	ND	----	1.00	"	"	"	"	"	
1,3-Dichloropropane	"	ND	----	1.00	"	"	"	"	"	
2,2-Dichloropropane	"	ND	----	1.00	"	"	"	"	"	
1,1-Dichloropropene	"	ND	----	1.00	"	"	"	"	"	
cis-1,3-Dichloropropene	"	ND	----	1.00	"	"	"	"	"	
trans-1,3-Dichloropropene	"	ND	----	1.00	"	"	"	"	"	

TestAmerica - Portland, OR

The results in this report apply to the samples analyzed in accordance with the chain of custody document. This analytical report must be reproduced in its entirety.

Sarah Rockwell

Sarah Rockwell, Project Manager



SLR-Portland	Project Name: Jeld Wen- Nord Door	Report Created:
1800 Blankenship Road Suite 440	Project Number: 008.228.00013	05/26/06 17:52
West Linn, OR 97068	Project Manager: R. Scott Miller	

Volatile Organic Compounds per EPA Method 8260B
TestAmerica - Portland, OR

Analyte	Method	Result	MDL*	MRL	Units	Dil	Batch	Prepared	Analyzed	Notes
---------	--------	--------	------	-----	-------	-----	-------	----------	----------	-------

PPE0193-42 (GP41-GW)		Water			Sampled: 05/02/06 15:00					
Ethylbenzene	EPA 8260B	ND	----	1.00	ug/l	1x	6050582	05/12/06 08:41	05/12/06 16:31	
Hexachlorobutadiene	"	ND	----	4.00	"	"	"	"	"	
2-Hexanone	"	ND	----	10.0	"	"	"	"	"	
Isopropylbenzene	"	ND	----	2.00	"	"	"	"	"	
p-Isopropyltoluene	"	ND	----	2.00	"	"	"	"	"	
4-Methyl-2-pentanone	"	ND	----	5.00	"	"	"	"	"	
Methyl tert-butyl ether	"	ND	----	1.00	"	"	"	"	"	
Methylene chloride	"	ND	----	5.00	"	"	"	"	"	
Naphthalene	"	ND	----	2.00	"	"	"	"	"	
n-Propylbenzene	"	ND	----	1.00	"	"	"	"	"	
Styrene	"	ND	----	1.00	"	"	"	"	"	
1,1,1,2-Tetrachloroethane	"	ND	----	1.00	"	"	"	"	"	
1,1,2,2-Tetrachloroethane	"	ND	----	1.00	"	"	"	"	"	
Tetrachloroethene	"	ND	----	1.00	"	"	"	"	"	
Toluene	"	ND	----	1.00	"	"	"	"	"	
1,2,3-Trichlorobenzene	"	ND	----	1.00	"	"	"	"	"	
1,2,4-Trichlorobenzene	"	ND	----	1.00	"	"	"	"	"	
1,1,1-Trichloroethane	"	ND	----	1.00	"	"	"	"	"	
1,1,2-Trichloroethane	"	ND	----	1.00	"	"	"	"	"	
Trichloroethene	"	ND	----	1.00	"	"	"	"	"	
Trichlorofluoromethane	"	ND	----	1.00	"	"	"	"	"	
1,2,3-Trichloropropane	"	ND	----	1.00	"	"	"	"	"	
1,2,4-Trimethylbenzene	"	ND	----	1.00	"	"	"	"	"	
1,3,5-Trimethylbenzene	"	ND	----	1.00	"	"	"	"	"	
Vinyl chloride	"	ND	----	1.00	"	"	"	"	"	
o-Xylene	"	ND	----	1.00	"	"	"	"	"	
m,p-Xylene	"	ND	----	2.00	"	"	"	"	"	

Surrogate(s):	4-BFB	86.0%	80 - 120 %	"	"
	1,2-DCA-d4	124%	80 - 120 %	"	SR-3
	Dibromofluoromethane	121%	80 - 120 %	"	SR-3
	Toluene-d8	105%	80 - 120 %	"	"

Sarah Rockwell

Sarah Rockwell, Project Manager



SLR-Portland	Project Name: Jeld Wen- Nord Door	Report Created:
1800 Blankenship Road Suite 440	Project Number: 008.228.00013	05/26/06 17:52
West Linn, OR 97068	Project Manager: R. Scott Miller	

Semivolatile Organic Compounds per EPA Method 8270C
TestAmerica - Portland, OR

Analyte	Method	Result	MDL*	MRL	Units	Dil	Batch	Prepared	Analyzed	Notes
PPE0193-01 (GP13-11.5)		Soil			Sampled: 05/01/06 09:10					
Carbazole	EPA 8270C	ND	----	0.404	mg/kg dry	1x	6050448	05/10/06 11:30	05/19/06 01:46	A-02
Acenaphthene	"	ND	----	0.404	"	"	"	"	"	A-02
Acenaphthylene	"	ND	----	0.404	"	"	"	"	"	A-02
Anthracene	"	ND	----	0.404	"	"	"	"	"	A-02
Benzo (a) anthracene	"	ND	----	0.404	"	"	"	"	"	A-02
Benzo (a) pyrene	"	ND	----	0.404	"	"	"	"	"	A-02
Benzo (b) fluoranthene	"	ND	----	0.404	"	"	"	"	"	A-02
Benzo (ghi) perylene	"	ND	----	0.404	"	"	"	"	"	A-02
Benzo (k) fluoranthene	"	ND	----	0.404	"	"	"	"	"	A-02
Benzoic Acid	"	ND	----	1.22	"	"	"	"	"	
Benzyl alcohol	"	ND	----	1.22	"	"	"	"	"	
4-Bromophenyl phenyl ether	"	ND	----	0.404	"	"	"	"	"	
Butyl benzyl phthalate	"	ND	----	0.404	"	"	"	"	"	
4-Chloro-3-methylphenol	"	ND	----	0.404	"	"	"	"	"	
4-Chloroaniline	"	ND	----	2.45	"	"	"	"	"	
Bis(2-chloroethoxy)methane	"	ND	----	0.404	"	"	"	"	"	
Bis(2-chloroethyl)ether	"	ND	----	0.404	"	"	"	"	"	
Bis(2-chloroisopropyl)ether	"	ND	----	0.404	"	"	"	"	"	
2-Chloronaphthalene	"	ND	----	0.404	"	"	"	"	"	
2-Chlorophenol	"	ND	----	0.404	"	"	"	"	"	
4-Chlorophenyl phenyl ether	"	ND	----	0.404	"	"	"	"	"	
Chrysene	"	ND	----	0.404	"	"	"	"	"	A-02
Di-n-butyl phthalate	"	ND	----	1.22	"	"	"	"	"	
Di-n-octyl phthalate	"	ND	----	0.404	"	"	"	"	"	
Dibenzo (a,h) anthracene	"	ND	----	0.404	"	"	"	"	"	A-02
Dibenzofuran	"	ND	----	0.404	"	"	"	"	"	A-02
1,2-Dichlorobenzene	"	ND	----	1.22	"	"	"	"	"	
1,3-Dichlorobenzene	"	ND	----	1.22	"	"	"	"	"	
1,4-Dichlorobenzene	"	ND	----	1.22	"	"	"	"	"	
3,3'-Dichlorobenzidine	"	ND	----	1.22	"	"	"	"	"	
2,4-Dichlorophenol	"	ND	----	0.404	"	"	"	"	"	
Diethyl phthalate	"	ND	----	0.404	"	"	"	"	"	
2,4-Dimethylphenol	"	ND	----	1.22	"	"	"	"	"	A-02
Dimethyl phthalate	"	ND	----	0.404	"	"	"	"	"	
4,6-Dinitro-2-methylphenol	"	ND	----	1.22	"	"	"	"	"	
2,4-Dinitrophenol	"	ND	----	2.45	"	"	"	"	"	
2,4-Dinitrotoluene	"	ND	----	0.612	"	"	"	"	"	
2,6-Dinitrotoluene	"	ND	----	0.612	"	"	"	"	"	

TestAmerica - Portland, OR

The results in this report apply to the samples analyzed in accordance with the chain of custody document. This analytical report must be reproduced in its entirety.

Sarah Rockwell

Sarah Rockwell, Project Manager



SLR-Portland	Project Name: Jeld Wen- Nord Door	Report Created:
1800 Blankenship Road Suite 440	Project Number: 008.228.00013	05/26/06 17:52
West Linn, OR 97068	Project Manager: R. Scott Miller	

Semivolatile Organic Compounds per EPA Method 8270C
TestAmerica - Portland, OR

Analyte	Method	Result	MDL*	MRL	Units	Dil	Batch	Prepared	Analyzed	Notes
PPE0193-01 (GP13-11.5)		Soil			Sampled: 05/01/06 09:10					
Bis(2-ethylhexyl)phthalate	EPA 8270C	ND	----	2.45	mg/kg dry	1x	6050448	05/10/06 11:30	05/19/06 01:46	
Fluoranthene	"	ND	----	0.404	"	"	"	"	"	A-02
Fluorene	"	ND	----	0.404	"	"	"	"	"	A-02
Hexachlorobenzene	"	ND	----	0.404	"	"	"	"	"	
Hexachlorobutadiene	"	ND	----	1.22	"	"	"	"	"	
Hexachlorocyclopentadiene	"	ND	----	1.22	"	"	"	"	"	
Hexachloroethane	"	ND	----	1.22	"	"	"	"	"	
Indeno (1,2,3-cd) pyrene	"	ND	----	0.404	"	"	"	"	"	A-02
Isophorone	"	ND	----	0.404	"	"	"	"	"	A-02
2-Methylnaphthalene	"	ND	----	0.404	"	"	"	"	"	A-02
2-Methylphenol	"	ND	----	0.404	"	"	"	"	"	A-02
3-,4-Methylphenol	"	ND	----	0.404	"	"	"	"	"	A-02
Naphthalene	"	ND	----	0.404	"	"	"	"	"	A-02
2-Nitroaniline	"	ND	----	0.404	"	"	"	"	"	
3-Nitroaniline	"	ND	----	1.22	"	"	"	"	"	
4-Nitroaniline	"	ND	----	0.404	"	"	"	"	"	
Nitrobenzene	"	ND	----	0.404	"	"	"	"	"	
2-Nitrophenol	"	ND	----	0.404	"	"	"	"	"	
4-Nitrophenol	"	ND	----	1.22	"	"	"	"	"	
N-Nitrosodi-n-propylamine	"	ND	----	0.404	"	"	"	"	"	
N-Nitrosodiphenylamine	"	ND	----	0.404	"	"	"	"	"	
Pentachlorophenol	"	ND	----	1.22	"	"	"	"	"	A-02
Phenanthrene	"	ND	----	0.404	"	"	"	"	"	A-02
Phenol	"	ND	----	0.404	"	"	"	"	"	A-02
Pyrene	"	ND	----	0.404	"	"	"	"	"	A-02
1,2,4-Trichlorobenzene	"	ND	----	1.22	"	"	"	"	"	
2,4,5-Trichlorophenol	"	ND	----	0.404	"	"	"	"	"	
2,4,6-Trichlorophenol	"	ND	----	0.404	"	"	"	"	"	
<i>Surrogate(s):</i>										
	2-Fluorobiphenyl		76.5%		44 - 146 %	"			"	
	2-Fluorophenol		74.2%		42 - 126 %	"			"	
	Nitrobenzene-d5		71.9%		42 - 126 %	"			"	
	Phenol-d6		71.9%		42 - 131 %	"			"	
	p-Terphenyl-d14		84.0%		49 - 150 %	"			"	
	2,4,6-Tribromophenol		76.0%		48 - 119 %	"			"	

Sarah Rockwell

Sarah Rockwell, Project Manager



SLR-Portland	Project Name: Jeld Wen- Nord Door	Report Created:
1800 Blankenship Road Suite 440	Project Number: 008.228.00013	05/26/06 17:52
West Linn, OR 97068	Project Manager: R. Scott Miller	

Semivolatile Organic Compounds per EPA Method 8270C
TestAmerica - Portland, OR

Analyte	Method	Result	MDL*	MRL	Units	Dil	Batch	Prepared	Analyzed	Notes
PPE0193-02 (GP13-GW)		Water			Sampled: 05/01/06 09:18					
Carbazole	EPA 8270C	9.57	----	4.76	ug/l	1x	6050299	05/05/06 20:00	05/18/06 05:25	A-02
Acenaphthene	"	60.2	----	4.76	"	"	"	"	"	A-02
Acenaphthylene	"	ND	----	4.76	"	"	"	"	"	A-02
Anthracene	"	ND	----	4.76	"	"	"	"	"	A-02
Benzo (a) anthracene	"	ND	----	4.76	"	"	"	"	"	A-02
Benzo (a) pyrene	"	ND	----	4.76	"	"	"	"	"	A-02
Benzo (b) fluoranthene	"	ND	----	4.76	"	"	"	"	"	A-02
Benzo (ghi) perylene	"	ND	----	4.76	"	"	"	"	"	A-02
Benzo (k) fluoranthene	"	ND	----	4.76	"	"	"	"	"	A-02
Benzoic Acid	"	ND	----	47.6	"	"	"	"	"	
Benzyl alcohol	"	ND	----	9.52	"	"	"	"	"	
4-Bromophenyl phenyl ether	"	ND	----	4.76	"	"	"	"	"	
Butyl benzyl phthalate	"	ND	----	4.76	"	"	"	"	"	
4-Chloro-3-methylphenol	"	ND	----	4.76	"	"	"	"	"	
4-Chloroaniline	"	ND	----	19.0	"	"	"	"	"	
Bis(2-chloroethoxy)methane	"	ND	----	9.52	"	"	"	"	"	
Bis(2-chloroethyl)ether	"	ND	----	4.76	"	"	"	"	"	
Bis(2-chloroisopropyl)ether	"	ND	----	9.52	"	"	"	"	"	
2-Chloronaphthalene	"	ND	----	4.76	"	"	"	"	"	
2-Chlorophenol	"	ND	----	4.76	"	"	"	"	"	
4-Chlorophenyl phenyl ether	"	ND	----	4.76	"	"	"	"	"	
Chrysene	"	ND	----	4.76	"	"	"	"	"	A-02
Di-n-butyl phthalate	"	ND	----	4.76	"	"	"	"	"	
Di-n-octyl phthalate	"	ND	----	4.76	"	"	"	"	"	
Dibenzo (a,h) anthracene	"	ND	----	4.76	"	"	"	"	"	A-02
Dibenzofuran	"	ND	----	4.76	"	"	"	"	"	A-02
1,2-Dichlorobenzene	"	ND	----	4.76	"	"	"	"	"	
1,3-Dichlorobenzene	"	ND	----	4.76	"	"	"	"	"	
1,4-Dichlorobenzene	"	ND	----	4.76	"	"	"	"	"	
3,3'-Dichlorobenzidine	"	ND	----	4.76	"	"	"	"	"	
2,4-Dichlorophenol	"	ND	----	4.76	"	"	"	"	"	
Diethyl phthalate	"	ND	----	4.76	"	"	"	"	"	
2,4-Dimethylphenol	"	ND	----	9.52	"	"	"	"	"	A-02
Dimethyl phthalate	"	ND	----	4.76	"	"	"	"	"	
4,6-Dinitro-2-methylphenol	"	ND	----	9.52	"	"	"	"	"	
2,4-Dinitrophenol	"	ND	----	23.8	"	"	"	"	"	
2,4-Dinitrotoluene	"	ND	----	4.76	"	"	"	"	"	
2,6-Dinitrotoluene	"	ND	----	4.76	"	"	"	"	"	

TestAmerica - Portland, OR

The results in this report apply to the samples analyzed in accordance with the chain of custody document. This analytical report must be reproduced in its entirety.

Sarah Rockwell

Sarah Rockwell, Project Manager



SLR-Portland	Project Name: Jeld Wen- Nord Door	Report Created:
1800 Blankenship Road Suite 440	Project Number: 008.228.00013	05/26/06 17:52
West Linn, OR 97068	Project Manager: R. Scott Miller	

Semivolatile Organic Compounds per EPA Method 8270C
TestAmerica - Portland, OR

Analyte	Method	Result	MDL*	MRL	Units	Dil	Batch	Prepared	Analyzed	Notes
PPE0193-02 (GP13-GW)		Water								
		Sampled: 05/01/06 09:18								
Bis(2-ethylhexyl)phthalate	EPA 8270C	ND	----	9.52	ug/l	1x	6050299	05/05/06 20:00	05/18/06 05:25	
Fluoranthene	"	ND	----	4.76	"	"	"	"	"	A-02
Fluorene	"	10.0	----	4.76	"	"	"	"	"	A-02
Hexachlorobenzene	"	ND	----	4.76	"	"	"	"	"	
Hexachlorobutadiene	"	ND	----	9.52	"	"	"	"	"	
Hexachlorocyclopentadiene	"	ND	----	9.52	"	"	"	"	"	
Hexachloroethane	"	ND	----	9.52	"	"	"	"	"	
Indeno (1,2,3-cd) pyrene	"	ND	----	4.76	"	"	"	"	"	A-02
Isophorone	"	ND	----	4.76	"	"	"	"	"	A-02
2-Methylnaphthalene	"	ND	----	4.76	"	"	"	"	"	A-02
2-Methylphenol	"	ND	----	9.52	"	"	"	"	"	A-02
3-,4-Methylphenol	"	ND	----	4.76	"	"	"	"	"	A-02
Naphthalene	"	ND	----	4.76	"	"	"	"	"	A-02
2-Nitroaniline	"	ND	----	4.76	"	"	"	"	"	
3-Nitroaniline	"	ND	----	9.52	"	"	"	"	"	
4-Nitroaniline	"	ND	----	9.52	"	"	"	"	"	
Nitrobenzene	"	ND	----	4.76	"	"	"	"	"	
2-Nitrophenol	"	ND	----	4.76	"	"	"	"	"	
4-Nitrophenol	"	ND	----	23.8	"	"	"	"	"	
N-Nitrosodi-n-propylamine	"	ND	----	9.52	"	"	"	"	"	
N-Nitrosodiphenylamine	"	ND	----	4.76	"	"	"	"	"	
Pentachlorophenol	"	ND	----	9.52	"	"	"	"	"	A-02
Phenanthrene	"	ND	----	4.76	"	"	"	"	"	A-02
Phenol	"	ND	----	4.76	"	"	"	"	"	A-02
Pyrene	"	ND	----	4.76	"	"	"	"	"	A-02
1,2,4-Trichlorobenzene	"	ND	----	4.76	"	"	"	"	"	
2,4,5-Trichlorophenol	"	ND	----	4.76	"	"	"	"	"	
2,4,6-Trichlorophenol	"	ND	----	4.76	"	"	"	"	"	
<i>Surrogate(s):</i>	<i>2-Fluorobiphenyl</i>			<i>77.0%</i>		<i>28 - 118 %</i>	<i>"</i>		<i>"</i>	
	<i>2-Fluorophenol</i>			<i>56.4%</i>		<i>12 - 100 %</i>	<i>"</i>		<i>"</i>	
	<i>Nitrobenzene-d5</i>			<i>74.2%</i>		<i>37 - 124 %</i>	<i>"</i>		<i>"</i>	
	<i>Phenol-d6</i>			<i>48.5%</i>		<i>4 - 105 %</i>	<i>"</i>		<i>"</i>	
	<i>p-Terphenyl-d14</i>			<i>96.2%</i>		<i>44 - 140 %</i>	<i>"</i>		<i>"</i>	
	<i>2,4,6-Tribromophenol</i>			<i>76.2%</i>		<i>31 - 142 %</i>	<i>"</i>		<i>"</i>	

TestAmerica - Portland, OR

The results in this report apply to the samples analyzed in accordance with the chain of custody document. This analytical report must be reproduced in its entirety.

Sarah Rockwell

Sarah Rockwell, Project Manager



SLR-Portland	Project Name: Jeld Wen- Nord Door	Report Created:
1800 Blankenship Road Suite 440	Project Number: 008.228.00013	05/26/06 17:52
West Linn, OR 97068	Project Manager: R. Scott Miller	

Semivolatile Organic Compounds per EPA Method 8270C
TestAmerica - Portland, OR

Analyte	Method	Result	MDL*	MRL	Units	Dil	Batch	Prepared	Analyzed	Notes
PPE0193-03 (GP14-6)										R-05
		Soil								
		Sampled: 05/01/06 09:40								
Carbazole	EPA 8270C	8.14	----	4.25	mg/kg dry	10x	6050448	05/10/06 11:30	05/18/06 01:47	A-02
Acenaphthene	"	26.6	----	4.25	"	"	"	"	"	A-02
Acenaphthylene	"	ND	----	4.25	"	"	"	"	"	A-02
Anthracene	"	21.9	----	4.25	"	"	"	"	"	A-02
Benzo (a) anthracene	"	6.77	----	4.25	"	"	"	"	"	A-02
Benzo (a) pyrene	"	ND	----	4.25	"	"	"	"	"	A-02
Benzo (b) fluoranthene	"	ND	----	4.25	"	"	"	"	"	A-02
Benzo (ghi) perylene	"	ND	----	4.25	"	"	"	"	"	A-02
Benzo (k) fluoranthene	"	ND	----	4.25	"	"	"	"	"	A-02
Benzoic Acid	"	ND	----	12.9	"	"	"	"	"	
Benzyl alcohol	"	ND	----	12.9	"	"	"	"	"	
4-Bromophenyl phenyl ether	"	ND	----	4.25	"	"	"	"	"	
Butyl benzyl phthalate	"	ND	----	4.25	"	"	"	"	"	
4-Chloro-3-methylphenol	"	ND	----	4.25	"	"	"	"	"	
4-Chloroaniline	"	ND	----	25.8	"	"	"	"	"	
Bis(2-chloroethoxy)methane	"	ND	----	4.25	"	"	"	"	"	
Bis(2-chloroethyl)ether	"	ND	----	4.25	"	"	"	"	"	
Bis(2-chloroisopropyl)ether	"	ND	----	4.25	"	"	"	"	"	
2-Chloronaphthalene	"	ND	----	4.25	"	"	"	"	"	
2-Chlorophenol	"	ND	----	4.25	"	"	"	"	"	
4-Chlorophenyl phenyl ether	"	ND	----	4.25	"	"	"	"	"	
Chrysene	"	7.83	----	4.25	"	"	"	"	"	A-02
Di-n-butyl phthalate	"	ND	----	12.9	"	"	"	"	"	
Di-n-octyl phthalate	"	ND	----	4.25	"	"	"	"	"	
Dibenzo (a,h) anthracene	"	ND	----	4.25	"	"	"	"	"	A-02
Dibenzofuran	"	15.6	----	4.25	"	"	"	"	"	A-02
1,2-Dichlorobenzene	"	ND	----	12.9	"	"	"	"	"	
1,3-Dichlorobenzene	"	ND	----	12.9	"	"	"	"	"	
1,4-Dichlorobenzene	"	ND	----	12.9	"	"	"	"	"	
3,3'-Dichlorobenzidine	"	ND	----	12.9	"	"	"	"	"	
2,4-Dichlorophenol	"	ND	----	4.25	"	"	"	"	"	
Diethyl phthalate	"	ND	----	4.25	"	"	"	"	"	
2,4-Dimethylphenol	"	ND	----	12.9	"	"	"	"	"	A-02
Dimethyl phthalate	"	ND	----	4.25	"	"	"	"	"	
4,6-Dinitro-2-methylphenol	"	ND	----	12.9	"	"	"	"	"	
2,4-Dinitrophenol	"	ND	----	25.8	"	"	"	"	"	
2,4-Dinitrotoluene	"	ND	----	6.44	"	"	"	"	"	
2,6-Dinitrotoluene	"	ND	----	6.44	"	"	"	"	"	

TestAmerica - Portland, OR

The results in this report apply to the samples analyzed in accordance with the chain of custody document. This analytical report must be reproduced in its entirety.

Sarah Rockwell

Sarah Rockwell, Project Manager



SLR-Portland	Project Name: Jeld Wen- Nord Door	Report Created:
1800 Blankenship Road Suite 440	Project Number: 008.228.00013	05/26/06 17:52
West Linn, OR 97068	Project Manager: R. Scott Miller	

Semivolatile Organic Compounds per EPA Method 8270C
TestAmerica - Portland, OR

Analyte	Method	Result	MDL*	MRL	Units	Dil	Batch	Prepared	Analyzed	Notes
PPE0193-03 (GP14-6)										R-05
		Soil					Sampled: 05/01/06 09:40			
Bis(2-ethylhexyl)phthalate	EPA 8270C	ND	----	25.8	mg/kg dry	10x	6050448	05/10/06 11:30	05/18/06 01:47	
Fluoranthene	"	32.8	----	4.25	"	"	"	"	"	A-02
Fluorene	"	24.4	----	4.25	"	"	"	"	"	A-02
Hexachlorobenzene	"	ND	----	4.25	"	"	"	"	"	
Hexachlorobutadiene	"	ND	----	12.9	"	"	"	"	"	
Hexachlorocyclopentadiene	"	ND	----	12.9	"	"	"	"	"	
Hexachloroethane	"	ND	----	12.9	"	"	"	"	"	
Indeno (1,2,3-cd) pyrene	"	ND	----	4.25	"	"	"	"	"	A-02
Isophorone	"	ND	----	4.25	"	"	"	"	"	A-02
2-Methylnaphthalene	"	14.8	----	4.25	"	"	"	"	"	A-02
2-Methylphenol	"	ND	----	4.25	"	"	"	"	"	A-02
3-,4-Methylphenol	"	ND	----	4.25	"	"	"	"	"	A-02
Naphthalene	"	38.0	----	4.25	"	"	"	"	"	A-02
2-Nitroaniline	"	ND	----	4.25	"	"	"	"	"	
3-Nitroaniline	"	ND	----	12.9	"	"	"	"	"	
4-Nitroaniline	"	ND	----	4.25	"	"	"	"	"	
Nitrobenzene	"	ND	----	4.25	"	"	"	"	"	
2-Nitrophenol	"	ND	----	4.25	"	"	"	"	"	
4-Nitrophenol	"	ND	----	12.9	"	"	"	"	"	
N-Nitrosodi-n-propylamine	"	ND	----	4.25	"	"	"	"	"	
N-Nitrosodiphenylamine	"	ND	----	4.25	"	"	"	"	"	
Pentachlorophenol	"	ND	----	12.9	"	"	"	"	"	A-02
Phenanthrene	"	59.9	----	4.25	"	"	"	"	"	A-02
Phenol	"	ND	----	4.25	"	"	"	"	"	A-02
Pyrene	"	24.0	----	4.25	"	"	"	"	"	A-02
1,2,4-Trichlorobenzene	"	ND	----	12.9	"	"	"	"	"	
2,4,5-Trichlorophenol	"	ND	----	4.25	"	"	"	"	"	
2,4,6-Trichlorophenol	"	ND	----	4.25	"	"	"	"	"	

<i>Surrogate(s):</i>	<i>2-Fluorobiphenyl</i>	<i>77.3%</i>	<i>44 - 146 %</i>	<i>"</i>	<i>"</i>	<i>"</i>
	<i>2-Fluorophenol</i>	<i>58.5%</i>	<i>42 - 126 %</i>	<i>"</i>	<i>"</i>	<i>"</i>
	<i>Nitrobenzene-d5</i>	<i>60.2%</i>	<i>42 - 126 %</i>	<i>"</i>	<i>"</i>	<i>"</i>
	<i>Phenol-d6</i>	<i>61.6%</i>	<i>42 - 131 %</i>	<i>"</i>	<i>"</i>	<i>"</i>
	<i>p-Terphenyl-d14</i>	<i>89.1%</i>	<i>49 - 150 %</i>	<i>"</i>	<i>"</i>	<i>"</i>
	<i>2,4,6-Tribromophenol</i>	<i>74.5%</i>	<i>48 - 119 %</i>	<i>"</i>	<i>"</i>	<i>"</i>

Sarah Rockwell

Sarah Rockwell, Project Manager



SLR-Portland	Project Name: Jeld Wen- Nord Door	Report Created:
1800 Blankenship Road Suite 440	Project Number: 008.228.00013	05/26/06 17:52
West Linn, OR 97068	Project Manager: R. Scott Miller	

Semivolatile Organic Compounds per EPA Method 8270C
TestAmerica - Portland, OR

Analyte	Method	Result	MDL*	MRL	Units	Dil	Batch	Prepared	Analyzed	Notes
PPE0193-04 (GP14-GW)		Water				Sampled: 05/01/06 09:44				R-05
Carbazole	EPA 8270C	54.1	----	47.6	ug/l	10x	6050299	05/05/06 20:00	05/11/06 15:25	A-02
Acenaphthene	"	401	----	47.6	"	"	"	"	"	A-02
Acenaphthylene	"	ND	----	47.6	"	"	"	"	"	A-02
Anthracene	"	ND	----	47.6	"	"	"	"	"	A-02
Benzo (a) anthracene	"	ND	----	47.6	"	"	"	"	"	A-02
Benzo (a) pyrene	"	ND	----	47.6	"	"	"	"	"	A-02
Benzo (b) fluoranthene	"	ND	----	47.6	"	"	"	"	"	A-02
Benzo (ghi) perylene	"	ND	----	47.6	"	"	"	"	"	A-02
Benzo (k) fluoranthene	"	ND	----	47.6	"	"	"	"	"	A-02
Benzoic Acid	"	ND	----	47.6	"	"	"	"	"	
Benzyl alcohol	"	ND	----	95.2	"	"	"	"	"	
4-Bromophenyl phenyl ether	"	ND	----	47.6	"	"	"	"	"	
Butyl benzyl phthalate	"	ND	----	47.6	"	"	"	"	"	
4-Chloro-3-methylphenol	"	ND	----	47.6	"	"	"	"	"	
4-Chloroaniline	"	ND	----	190	"	"	"	"	"	
Bis(2-chloroethoxy)methane	"	ND	----	95.2	"	"	"	"	"	
Bis(2-chloroethyl)ether	"	ND	----	47.6	"	"	"	"	"	
Bis(2-chloroisopropyl)ether	"	ND	----	95.2	"	"	"	"	"	
2-Chloronaphthalene	"	ND	----	47.6	"	"	"	"	"	
2-Chlorophenol	"	ND	----	47.6	"	"	"	"	"	
4-Chlorophenyl phenyl ether	"	ND	----	47.6	"	"	"	"	"	
Chrysene	"	ND	----	47.6	"	"	"	"	"	A-02
Di-n-butyl phthalate	"	ND	----	47.6	"	"	"	"	"	
Di-n-octyl phthalate	"	ND	----	47.6	"	"	"	"	"	
Dibenzo (a,h) anthracene	"	ND	----	47.6	"	"	"	"	"	A-02
Dibenzofuran	"	127	----	47.6	"	"	"	"	"	A-02
1,2-Dichlorobenzene	"	ND	----	47.6	"	"	"	"	"	
1,3-Dichlorobenzene	"	ND	----	47.6	"	"	"	"	"	
1,4-Dichlorobenzene	"	ND	----	47.6	"	"	"	"	"	
3,3'-Dichlorobenzidine	"	ND	----	47.6	"	"	"	"	"	
2,4-Dichlorophenol	"	ND	----	47.6	"	"	"	"	"	
Diethyl phthalate	"	ND	----	47.6	"	"	"	"	"	
2,4-Dimethylphenol	"	ND	----	95.2	"	"	"	"	"	A-02
Dimethyl phthalate	"	ND	----	47.6	"	"	"	"	"	
4,6-Dinitro-2-methylphenol	"	ND	----	95.2	"	"	"	"	"	
2,4-Dinitrophenol	"	ND	----	238	"	"	"	"	"	
2,4-Dinitrotoluene	"	ND	----	47.6	"	"	"	"	"	
2,6-Dinitrotoluene	"	ND	----	47.6	"	"	"	"	"	

TestAmerica - Portland, OR

The results in this report apply to the samples analyzed in accordance with the chain of custody document. This analytical report must be reproduced in its entirety.

Sarah Rockwell

Sarah Rockwell, Project Manager



SLR-Portland	Project Name: Jeld Wen- Nord Door	Report Created:
1800 Blankenship Road Suite 440	Project Number: 008.228.00013	05/26/06 17:52
West Linn, OR 97068	Project Manager: R. Scott Miller	

Semivolatile Organic Compounds per EPA Method 8270C
 TestAmerica - Portland, OR

Analyte	Method	Result	MDL*	MRL	Units	Dil	Batch	Prepared	Analyzed	Notes
PPE0193-04 (GP14-GW)		Water				Sampled: 05/01/06 09:44				R-05
Bis(2-ethylhexyl)phthalate	EPA 8270C	ND	----	95.2	ug/l	10x	6050299	05/05/06 20:00	05/11/06 15:25	
Fluoranthene	"	89.2	----	47.6	"	"	"	"	"	A-02
Fluorene	"	166	----	47.6	"	"	"	"	"	A-02
Hexachlorobenzene	"	ND	----	47.6	"	"	"	"	"	
Hexachlorobutadiene	"	ND	----	95.2	"	"	"	"	"	
Hexachlorocyclopentadiene	"	ND	----	95.2	"	"	"	"	"	
Hexachloroethane	"	ND	----	95.2	"	"	"	"	"	
Indeno (1,2,3-cd) pyrene	"	ND	----	47.6	"	"	"	"	"	A-02
Isophorone	"	ND	----	47.6	"	"	"	"	"	A-02
2-Methylnaphthalene	"	184	----	47.6	"	"	"	"	"	A-02
2-Methylphenol	"	ND	----	95.2	"	"	"	"	"	A-02
3-,4-Methylphenol	"	ND	----	47.6	"	"	"	"	"	A-02
Naphthalene	"	948	----	47.6	"	"	"	"	"	A-02
2-Nitroaniline	"	ND	----	47.6	"	"	"	"	"	
3-Nitroaniline	"	ND	----	95.2	"	"	"	"	"	
4-Nitroaniline	"	ND	----	95.2	"	"	"	"	"	
Nitrobenzene	"	ND	----	47.6	"	"	"	"	"	
2-Nitrophenol	"	ND	----	47.6	"	"	"	"	"	
4-Nitrophenol	"	ND	----	238	"	"	"	"	"	
N-Nitrosodi-n-propylamine	"	ND	----	95.2	"	"	"	"	"	
N-Nitrosodiphenylamine	"	ND	----	47.6	"	"	"	"	"	
Pentachlorophenol	"	ND	----	95.2	"	"	"	"	"	A-02
Phenanthrene	"	306	----	47.6	"	"	"	"	"	A-02
Phenol	"	ND	----	47.6	"	"	"	"	"	A-02
Pyrene	"	59.2	----	47.6	"	"	"	"	"	A-02
1,2,4-Trichlorobenzene	"	ND	----	47.6	"	"	"	"	"	
2,4,5-Trichlorophenol	"	ND	----	47.6	"	"	"	"	"	
2,4,6-Trichlorophenol	"	ND	----	47.6	"	"	"	"	"	

<i>Surrogate(s):</i>	<i>2-Fluorobiphenyl</i>	<i>75.5%</i>	<i>28 - 118 %</i>	<i>"</i>	<i>"</i>
	<i>2-Fluorophenol</i>	<i>75.5%</i>	<i>12 - 100 %</i>	<i>"</i>	<i>"</i>
	<i>Nitrobenzene-d5</i>	<i>77.6%</i>	<i>37 - 124 %</i>	<i>"</i>	<i>"</i>
	<i>Phenol-d6</i>	<i>72.0%</i>	<i>4 - 105 %</i>	<i>"</i>	<i>"</i>
	<i>p-Terphenyl-d14</i>	<i>91.9%</i>	<i>44 - 140 %</i>	<i>"</i>	<i>"</i>
	<i>2,4,6-Tribromophenol</i>	<i>88.8%</i>	<i>31 - 142 %</i>	<i>"</i>	<i>"</i>

Sarah Rockwell

Sarah Rockwell, Project Manager



SLR-Portland	Project Name: Jeld Wen- Nord Door	Report Created:
1800 Blankenship Road Suite 440	Project Number: 008.228.00013	05/26/06 17:52
West Linn, OR 97068	Project Manager: R. Scott Miller	

Semivolatile Organic Compounds per EPA Method 8270C
TestAmerica - Portland, OR

Analyte	Method	Result	MDL*	MRL	Units	Dil	Batch	Prepared	Analyzed	Notes
PPE0193-06 (GP19-GW)		Water			Sampled: 05/01/06 10:40					
Carbazole	EPA 8270C	ND	----	4.76	ug/l	1x	6050299	05/05/06 20:00	05/11/06 16:07	A-02
Acenaphthene	"	ND	----	4.76	"	"	"	"	"	A-02
Acenaphthylene	"	ND	----	4.76	"	"	"	"	"	A-02
Anthracene	"	ND	----	4.76	"	"	"	"	"	A-02
Benzo (a) anthracene	"	ND	----	4.76	"	"	"	"	"	A-02
Benzo (a) pyrene	"	ND	----	4.76	"	"	"	"	"	A-02
Benzo (b) fluoranthene	"	ND	----	4.76	"	"	"	"	"	A-02
Benzo (ghi) perylene	"	ND	----	4.76	"	"	"	"	"	A-02
Benzo (k) fluoranthene	"	ND	----	4.76	"	"	"	"	"	A-02
Benzoic Acid	"	ND	----	47.6	"	"	"	"	"	
Benzyl alcohol	"	ND	----	9.52	"	"	"	"	"	
4-Bromophenyl phenyl ether	"	ND	----	4.76	"	"	"	"	"	
Butyl benzyl phthalate	"	ND	----	4.76	"	"	"	"	"	
4-Chloro-3-methylphenol	"	ND	----	4.76	"	"	"	"	"	
4-Chloroaniline	"	ND	----	19.0	"	"	"	"	"	
Bis(2-chloroethoxy)methane	"	ND	----	9.52	"	"	"	"	"	
Bis(2-chloroethyl)ether	"	ND	----	4.76	"	"	"	"	"	
Bis(2-chloroisopropyl)ether	"	ND	----	9.52	"	"	"	"	"	
2-Chloronaphthalene	"	ND	----	4.76	"	"	"	"	"	
2-Chlorophenol	"	ND	----	4.76	"	"	"	"	"	
4-Chlorophenyl phenyl ether	"	ND	----	4.76	"	"	"	"	"	
Chrysene	"	ND	----	4.76	"	"	"	"	"	A-02
Di-n-butyl phthalate	"	ND	----	4.76	"	"	"	"	"	
Di-n-octyl phthalate	"	ND	----	4.76	"	"	"	"	"	
Dibenzo (a,h) anthracene	"	ND	----	4.76	"	"	"	"	"	A-02
Dibenzofuran	"	ND	----	4.76	"	"	"	"	"	A-02
1,2-Dichlorobenzene	"	ND	----	4.76	"	"	"	"	"	
1,3-Dichlorobenzene	"	ND	----	4.76	"	"	"	"	"	
1,4-Dichlorobenzene	"	ND	----	4.76	"	"	"	"	"	
3,3'-Dichlorobenzidine	"	ND	----	4.76	"	"	"	"	"	
2,4-Dichlorophenol	"	ND	----	4.76	"	"	"	"	"	
Diethyl phthalate	"	ND	----	4.76	"	"	"	"	"	
2,4-Dimethylphenol	"	ND	----	9.52	"	"	"	"	"	A-02
Dimethyl phthalate	"	ND	----	4.76	"	"	"	"	"	
4,6-Dinitro-2-methylphenol	"	ND	----	9.52	"	"	"	"	"	
2,4-Dinitrophenol	"	ND	----	23.8	"	"	"	"	"	
2,4-Dinitrotoluene	"	ND	----	4.76	"	"	"	"	"	
2,6-Dinitrotoluene	"	ND	----	4.76	"	"	"	"	"	

TestAmerica - Portland, OR

The results in this report apply to the samples analyzed in accordance with the chain of custody document. This analytical report must be reproduced in its entirety.

Sarah Rockwell

Sarah Rockwell, Project Manager



SLR-Portland	Project Name: Jeld Wen- Nord Door	Report Created:
1800 Blankenship Road Suite 440	Project Number: 008.228.00013	05/26/06 17:52
West Linn, OR 97068	Project Manager: R. Scott Miller	

Semivolatile Organic Compounds per EPA Method 8270C
 TestAmerica - Portland, OR

Analyte	Method	Result	MDL*	MRL	Units	Dil	Batch	Prepared	Analyzed	Notes
PPE0193-06 (GP19-GW)		Water		Sampled: 05/01/06 10:40						
Bis(2-ethylhexyl)phthalate	EPA 8270C	ND	----	9.52	ug/l	1x	6050299	05/05/06 20:00	05/11/06 16:07	
Fluoranthene	"	ND	----	4.76	"	"	"	"	"	A-02
Fluorene	"	ND	----	4.76	"	"	"	"	"	A-02
Hexachlorobenzene	"	ND	----	4.76	"	"	"	"	"	
Hexachlorobutadiene	"	ND	----	9.52	"	"	"	"	"	
Hexachlorocyclopentadiene	"	ND	----	9.52	"	"	"	"	"	
Hexachloroethane	"	ND	----	9.52	"	"	"	"	"	
Indeno (1,2,3-cd) pyrene	"	ND	----	4.76	"	"	"	"	"	A-02
Isophorone	"	ND	----	4.76	"	"	"	"	"	A-02
2-Methylnaphthalene	"	ND	----	4.76	"	"	"	"	"	A-02
2-Methylphenol	"	ND	----	9.52	"	"	"	"	"	A-02
3-,4-Methylphenol	"	ND	----	4.76	"	"	"	"	"	A-02
Naphthalene	"	ND	----	4.76	"	"	"	"	"	A-02
2-Nitroaniline	"	ND	----	4.76	"	"	"	"	"	
3-Nitroaniline	"	ND	----	9.52	"	"	"	"	"	
4-Nitroaniline	"	ND	----	9.52	"	"	"	"	"	
Nitrobenzene	"	ND	----	4.76	"	"	"	"	"	
2-Nitrophenol	"	ND	----	4.76	"	"	"	"	"	
4-Nitrophenol	"	ND	----	23.8	"	"	"	"	"	
N-Nitrosodi-n-propylamine	"	ND	----	9.52	"	"	"	"	"	
N-Nitrosodiphenylamine	"	ND	----	4.76	"	"	"	"	"	
Pentachlorophenol	"	ND	----	9.52	"	"	"	"	"	A-02
Phenanthrene	"	ND	----	4.76	"	"	"	"	"	A-02
Phenol	"	ND	----	4.76	"	"	"	"	"	A-02
Pyrene	"	ND	----	4.76	"	"	"	"	"	A-02
1,2,4-Trichlorobenzene	"	ND	----	4.76	"	"	"	"	"	
2,4,5-Trichlorophenol	"	ND	----	4.76	"	"	"	"	"	
2,4,6-Trichlorophenol	"	ND	----	4.76	"	"	"	"	"	
<i>Surrogate(s):</i>										
	<i>2-Fluorobiphenyl</i>		<i>74.8%</i>			<i>28 - 118 %</i>	<i>"</i>		<i>"</i>	
	<i>2-Fluorophenol</i>		<i>93.7%</i>			<i>12 - 100 %</i>	<i>"</i>		<i>"</i>	
	<i>Nitrobenzene-d5</i>		<i>86.6%</i>			<i>37 - 124 %</i>	<i>"</i>		<i>"</i>	
	<i>Phenol-d6</i>		<i>80.4%</i>			<i>4 - 105 %</i>	<i>"</i>		<i>"</i>	
	<i>p-Terphenyl-d14</i>		<i>106%</i>			<i>44 - 140 %</i>	<i>"</i>		<i>"</i>	
	<i>2,4,6-Tribromophenol</i>		<i>96.5%</i>			<i>31 - 142 %</i>	<i>"</i>		<i>"</i>	

TestAmerica - Portland, OR

The results in this report apply to the samples analyzed in accordance with the chain of custody document. This analytical report must be reproduced in its entirety.

Sarah Rockwell

Sarah Rockwell, Project Manager



SLR-Portland	Project Name: Jeld Wen- Nord Door	Report Created:
1800 Blankenship Road Suite 440	Project Number: 008.228.00013	05/26/06 17:52
West Linn, OR 97068	Project Manager: R. Scott Miller	

Semivolatile Organic Compounds per EPA Method 8270C
TestAmerica - Portland, OR

Analyte	Method	Result	MDL*	MRL	Units	Dil	Batch	Prepared	Analyzed	Notes
PPE0193-08 (GP23-GW)		Water			Sampled: 05/01/06 11:30					
Carbazole	EPA 8270C	ND	----	4.76	ug/l	1x	6050299	05/05/06 20:00	05/11/06 16:50	A-02
Acenaphthene	"	ND	----	4.76	"	"	"	"	"	A-02
Acenaphthylene	"	ND	----	4.76	"	"	"	"	"	A-02
Anthracene	"	ND	----	4.76	"	"	"	"	"	A-02
Benzo (a) anthracene	"	ND	----	4.76	"	"	"	"	"	A-02
Benzo (a) pyrene	"	ND	----	4.76	"	"	"	"	"	A-02
Benzo (b) fluoranthene	"	ND	----	4.76	"	"	"	"	"	A-02
Benzo (ghi) perylene	"	ND	----	4.76	"	"	"	"	"	A-02
Benzo (k) fluoranthene	"	ND	----	4.76	"	"	"	"	"	A-02
Benzoic Acid	"	ND	----	47.6	"	"	"	"	"	
Benzyl alcohol	"	ND	----	9.52	"	"	"	"	"	
4-Bromophenyl phenyl ether	"	ND	----	4.76	"	"	"	"	"	
Butyl benzyl phthalate	"	ND	----	4.76	"	"	"	"	"	
4-Chloro-3-methylphenol	"	ND	----	4.76	"	"	"	"	"	
4-Chloroaniline	"	ND	----	19.0	"	"	"	"	"	
Bis(2-chloroethoxy)methane	"	ND	----	9.52	"	"	"	"	"	
Bis(2-chloroethyl)ether	"	ND	----	4.76	"	"	"	"	"	
Bis(2-chloroisopropyl)ether	"	ND	----	9.52	"	"	"	"	"	
2-Chloronaphthalene	"	ND	----	4.76	"	"	"	"	"	
2-Chlorophenol	"	ND	----	4.76	"	"	"	"	"	
4-Chlorophenyl phenyl ether	"	ND	----	4.76	"	"	"	"	"	
Chrysene	"	ND	----	4.76	"	"	"	"	"	A-02
Di-n-butyl phthalate	"	ND	----	4.76	"	"	"	"	"	
Di-n-octyl phthalate	"	ND	----	4.76	"	"	"	"	"	
Dibenzo (a,h) anthracene	"	ND	----	4.76	"	"	"	"	"	A-02
Dibenzofuran	"	ND	----	4.76	"	"	"	"	"	A-02
1,2-Dichlorobenzene	"	ND	----	4.76	"	"	"	"	"	
1,3-Dichlorobenzene	"	ND	----	4.76	"	"	"	"	"	
1,4-Dichlorobenzene	"	ND	----	4.76	"	"	"	"	"	
3,3'-Dichlorobenzidine	"	ND	----	4.76	"	"	"	"	"	
2,4-Dichlorophenol	"	ND	----	4.76	"	"	"	"	"	
Diethyl phthalate	"	ND	----	4.76	"	"	"	"	"	
2,4-Dimethylphenol	"	ND	----	9.52	"	"	"	"	"	A-02
Dimethyl phthalate	"	ND	----	4.76	"	"	"	"	"	
4,6-Dinitro-2-methylphenol	"	ND	----	9.52	"	"	"	"	"	
2,4-Dinitrophenol	"	ND	----	23.8	"	"	"	"	"	
2,4-Dinitrotoluene	"	ND	----	4.76	"	"	"	"	"	
2,6-Dinitrotoluene	"	ND	----	4.76	"	"	"	"	"	

TestAmerica - Portland, OR

The results in this report apply to the samples analyzed in accordance with the chain of custody document. This analytical report must be reproduced in its entirety.

Sarah Rockwell

Sarah Rockwell, Project Manager



SLR-Portland	Project Name: Jeld Wen- Nord Door	Report Created:
1800 Blankenship Road Suite 440	Project Number: 008.228.00013	05/26/06 17:52
West Linn, OR 97068	Project Manager: R. Scott Miller	

Semivolatile Organic Compounds per EPA Method 8270C
TestAmerica - Portland, OR

Analyte	Method	Result	MDL*	MRL	Units	Dil	Batch	Prepared	Analyzed	Notes
PPE0193-08 (GP23-GW)		Water			Sampled: 05/01/06 11:30					
Bis(2-ethylhexyl)phthalate	EPA 8270C	ND	----	9.52	ug/l	1x	6050299	05/05/06 20:00	05/11/06 16:50	
Fluoranthene	"	ND	----	4.76	"	"	"	"	"	A-02
Fluorene	"	ND	----	4.76	"	"	"	"	"	A-02
Hexachlorobenzene	"	ND	----	4.76	"	"	"	"	"	
Hexachlorobutadiene	"	ND	----	9.52	"	"	"	"	"	
Hexachlorocyclopentadiene	"	ND	----	9.52	"	"	"	"	"	
Hexachloroethane	"	ND	----	9.52	"	"	"	"	"	
Indeno (1,2,3-cd) pyrene	"	ND	----	4.76	"	"	"	"	"	A-02
Isophorone	"	ND	----	4.76	"	"	"	"	"	A-02
2-Methylnaphthalene	"	ND	----	4.76	"	"	"	"	"	A-02
2-Methylphenol	"	ND	----	9.52	"	"	"	"	"	A-02
3-,4-Methylphenol	"	ND	----	4.76	"	"	"	"	"	A-02
Naphthalene	"	ND	----	4.76	"	"	"	"	"	A-02
2-Nitroaniline	"	ND	----	4.76	"	"	"	"	"	
3-Nitroaniline	"	ND	----	9.52	"	"	"	"	"	
4-Nitroaniline	"	ND	----	9.52	"	"	"	"	"	
Nitrobenzene	"	ND	----	4.76	"	"	"	"	"	
2-Nitrophenol	"	ND	----	4.76	"	"	"	"	"	
4-Nitrophenol	"	ND	----	23.8	"	"	"	"	"	
N-Nitrosodi-n-propylamine	"	ND	----	9.52	"	"	"	"	"	
N-Nitrosodiphenylamine	"	ND	----	4.76	"	"	"	"	"	
Pentachlorophenol	"	ND	----	9.52	"	"	"	"	"	A-02
Phenanthrene	"	ND	----	4.76	"	"	"	"	"	A-02
Phenol	"	ND	----	4.76	"	"	"	"	"	A-02
Pyrene	"	ND	----	4.76	"	"	"	"	"	A-02
1,2,4-Trichlorobenzene	"	ND	----	4.76	"	"	"	"	"	
2,4,5-Trichlorophenol	"	ND	----	4.76	"	"	"	"	"	
2,4,6-Trichlorophenol	"	ND	----	4.76	"	"	"	"	"	
<i>Surrogate(s):</i>										
	2-Fluorobiphenyl		78.2%			28 - 118 %	"		"	
	2-Fluorophenol		97.2%			12 - 100 %	"		"	
	Nitrobenzene-d5		86.3%			37 - 124 %	"		"	
	Phenol-d6		82.5%			4 - 105 %	"		"	
	p-Terphenyl-d14		106%			44 - 140 %	"		"	
	2,4,6-Tribromophenol		101%			31 - 142 %	"		"	

Sarah Rockwell

Sarah Rockwell, Project Manager



SLR-Portland	Project Name: Jeld Wen- Nord Door	Report Created:
1800 Blankenship Road Suite 440	Project Number: 008.228.00013	05/26/06 17:52
West Linn, OR 97068	Project Manager: R. Scott Miller	

Semivolatile Organic Compounds per EPA Method 8270C
TestAmerica - Portland, OR

Analyte	Method	Result	MDL*	MRL	Units	Dil	Batch	Prepared	Analyzed	Notes
PPE0193-09 (GP17-5)		Soil			Sampled: 05/01/06 12:45					R-05
Carbazole	EPA 8270C	ND	----	0.734	mg/kg dry	1x	6050448	05/10/06 11:30	05/18/06 01:03	A-02
Acenaphthene	"	ND	----	0.734	"	"	"	"	"	A-02
Acenaphthylene	"	ND	----	0.734	"	"	"	"	"	A-02
Anthracene	"	ND	----	0.734	"	"	"	"	"	A-02
Benzo (a) anthracene	"	ND	----	0.734	"	"	"	"	"	A-02
Benzo (a) pyrene	"	ND	----	0.734	"	"	"	"	"	A-02
Benzo (b) fluoranthene	"	ND	----	0.734	"	"	"	"	"	A-02
Benzo (ghi) perylene	"	ND	----	0.734	"	"	"	"	"	A-02
Benzo (k) fluoranthene	"	ND	----	0.734	"	"	"	"	"	A-02
Benzoic Acid	"	ND	----	2.22	"	"	"	"	"	
Benzyl alcohol	"	ND	----	2.22	"	"	"	"	"	
4-Bromophenyl phenyl ether	"	ND	----	0.734	"	"	"	"	"	
Butyl benzyl phthalate	"	ND	----	0.734	"	"	"	"	"	
4-Chloro-3-methylphenol	"	ND	----	0.734	"	"	"	"	"	
4-Chloroaniline	"	ND	----	4.45	"	"	"	"	"	
Bis(2-chloroethoxy)methane	"	ND	----	0.734	"	"	"	"	"	
Bis(2-chloroethyl)ether	"	ND	----	0.734	"	"	"	"	"	
Bis(2-chloroisopropyl)ether	"	ND	----	0.734	"	"	"	"	"	
2-Chloronaphthalene	"	ND	----	0.734	"	"	"	"	"	
2-Chlorophenol	"	ND	----	0.734	"	"	"	"	"	
4-Chlorophenyl phenyl ether	"	ND	----	0.734	"	"	"	"	"	
Chrysene	"	ND	----	0.734	"	"	"	"	"	A-02
Di-n-butyl phthalate	"	ND	----	2.22	"	"	"	"	"	
Di-n-octyl phthalate	"	ND	----	0.734	"	"	"	"	"	
Dibenzo (a,h) anthracene	"	ND	----	0.734	"	"	"	"	"	A-02
Dibenzofuran	"	ND	----	0.734	"	"	"	"	"	A-02
1,2-Dichlorobenzene	"	ND	----	2.22	"	"	"	"	"	
1,3-Dichlorobenzene	"	ND	----	2.22	"	"	"	"	"	
1,4-Dichlorobenzene	"	ND	----	2.22	"	"	"	"	"	
3,3'-Dichlorobenzidine	"	ND	----	2.22	"	"	"	"	"	
2,4-Dichlorophenol	"	ND	----	0.734	"	"	"	"	"	
Diethyl phthalate	"	ND	----	0.734	"	"	"	"	"	
2,4-Dimethylphenol	"	ND	----	2.22	"	"	"	"	"	A-02
Dimethyl phthalate	"	ND	----	0.734	"	"	"	"	"	
4,6-Dinitro-2-methylphenol	"	ND	----	2.22	"	"	"	"	"	
2,4-Dinitrophenol	"	ND	----	4.45	"	"	"	"	"	
2,4-Dinitrotoluene	"	ND	----	1.11	"	"	"	"	"	
2,6-Dinitrotoluene	"	ND	----	1.11	"	"	"	"	"	

TestAmerica - Portland, OR

The results in this report apply to the samples analyzed in accordance with the chain of custody document. This analytical report must be reproduced in its entirety.

Sarah Rockwell

Sarah Rockwell, Project Manager



SLR-Portland	Project Name: Jeld Wen- Nord Door	Report Created:
1800 Blankenship Road Suite 440	Project Number: 008.228.00013	05/26/06 17:52
West Linn, OR 97068	Project Manager: R. Scott Miller	

Semivolatile Organic Compounds per EPA Method 8270C
TestAmerica - Portland, OR

Analyte	Method	Result	MDL*	MRL	Units	Dil	Batch	Prepared	Analyzed	Notes
PPE0193-09 (GP17-5)		Soil			Sampled: 05/01/06 12:45					R-05
Bis(2-ethylhexyl)phthalate	EPA 8270C	ND	----	4.45	mg/kg dry	1x	6050448	05/10/06 11:30	05/18/06 01:03	
Fluoranthene	"	ND	----	0.734	"	"	"	"	"	A-02
Fluorene	"	ND	----	0.734	"	"	"	"	"	A-02
Hexachlorobenzene	"	ND	----	0.734	"	"	"	"	"	
Hexachlorobutadiene	"	ND	----	2.22	"	"	"	"	"	
Hexachlorocyclopentadiene	"	ND	----	2.22	"	"	"	"	"	
Hexachloroethane	"	ND	----	2.22	"	"	"	"	"	
Indeno (1,2,3-cd) pyrene	"	ND	----	0.734	"	"	"	"	"	A-02
Isophorone	"	ND	----	0.734	"	"	"	"	"	A-02
2-Methylnaphthalene	"	ND	----	0.734	"	"	"	"	"	A-02
2-Methylphenol	"	ND	----	0.734	"	"	"	"	"	A-02
3-,4-Methylphenol	"	ND	----	0.734	"	"	"	"	"	A-02
Naphthalene	"	ND	----	0.734	"	"	"	"	"	A-02
2-Nitroaniline	"	ND	----	0.734	"	"	"	"	"	
3-Nitroaniline	"	ND	----	2.22	"	"	"	"	"	
4-Nitroaniline	"	ND	----	0.734	"	"	"	"	"	
Nitrobenzene	"	ND	----	0.734	"	"	"	"	"	
2-Nitrophenol	"	ND	----	0.734	"	"	"	"	"	
4-Nitrophenol	"	ND	----	2.22	"	"	"	"	"	
N-Nitrosodi-n-propylamine	"	ND	----	0.734	"	"	"	"	"	
N-Nitrosodiphenylamine	"	ND	----	0.734	"	"	"	"	"	
Pentachlorophenol	"	ND	----	2.22	"	"	"	"	"	A-02
Phenanthrene	"	ND	----	0.734	"	"	"	"	"	A-02
Phenol	"	ND	----	0.734	"	"	"	"	"	A-02
Pyrene	"	ND	----	0.734	"	"	"	"	"	A-02
1,2,4-Trichlorobenzene	"	ND	----	2.22	"	"	"	"	"	
2,4,5-Trichlorophenol	"	ND	----	0.734	"	"	"	"	"	
2,4,6-Trichlorophenol	"	ND	----	0.734	"	"	"	"	"	
<i>Surrogate(s):</i>										
	2-Fluorobiphenyl		93.5%		44 - 146 %	"			"	
	2-Fluorophenol		80.8%		42 - 126 %	"			"	
	Nitrobenzene-d5		77.7%		42 - 126 %	"			"	
	Phenol-d6		81.7%		42 - 131 %	"			"	
	p-Terphenyl-d14		116%		49 - 150 %	"			"	
	2,4,6-Tribromophenol		96.0%		48 - 119 %	"			"	

Sarah Rockwell

Sarah Rockwell, Project Manager



SLR-Portland	Project Name: Jeld Wen- Nord Door	Report Created:
1800 Blankenship Road Suite 440	Project Number: 008.228.00013	05/26/06 17:52
West Linn, OR 97068	Project Manager: R. Scott Miller	

Semivolatile Organic Compounds per EPA Method 8270C
TestAmerica - Portland, OR

Analyte	Method	Result	MDL*	MRL	Units	Dil	Batch	Prepared	Analyzed	Notes
PPE0193-10 (GP17-GW)		Water			Sampled: 05/01/06 12:16					
Carbazole	EPA 8270C	ND	----	4.72	ug/l	1x	6050299	05/05/06 20:00	05/11/06 17:33	A-02
Acenaphthene	"	52.4	----	4.72	"	"	"	"	"	A-02
Acenaphthylene	"	ND	----	4.72	"	"	"	"	"	A-02
Anthracene	"	ND	----	4.72	"	"	"	"	"	A-02
Benzo (a) anthracene	"	ND	----	4.72	"	"	"	"	"	A-02
Benzo (a) pyrene	"	ND	----	4.72	"	"	"	"	"	A-02
Benzo (b) fluoranthene	"	ND	----	4.72	"	"	"	"	"	A-02
Benzo (ghi) perylene	"	ND	----	4.72	"	"	"	"	"	A-02
Benzo (k) fluoranthene	"	ND	----	4.72	"	"	"	"	"	A-02
Benzoic Acid	"	ND	----	47.2	"	"	"	"	"	
Benzyl alcohol	"	ND	----	9.43	"	"	"	"	"	
4-Bromophenyl phenyl ether	"	ND	----	4.72	"	"	"	"	"	
Butyl benzyl phthalate	"	ND	----	4.72	"	"	"	"	"	
4-Chloro-3-methylphenol	"	ND	----	4.72	"	"	"	"	"	
4-Chloroaniline	"	ND	----	18.9	"	"	"	"	"	
Bis(2-chloroethoxy)methane	"	ND	----	9.43	"	"	"	"	"	
Bis(2-chloroethyl)ether	"	ND	----	4.72	"	"	"	"	"	
Bis(2-chloroisopropyl)ether	"	ND	----	9.43	"	"	"	"	"	
2-Chloronaphthalene	"	ND	----	4.72	"	"	"	"	"	
2-Chlorophenol	"	ND	----	4.72	"	"	"	"	"	
4-Chlorophenyl phenyl ether	"	ND	----	4.72	"	"	"	"	"	
Chrysene	"	ND	----	4.72	"	"	"	"	"	A-02
Di-n-butyl phthalate	"	ND	----	4.72	"	"	"	"	"	
Di-n-octyl phthalate	"	ND	----	4.72	"	"	"	"	"	
Dibenzo (a,h) anthracene	"	ND	----	4.72	"	"	"	"	"	A-02
Dibenzofuran	"	ND	----	4.72	"	"	"	"	"	A-02
1,2-Dichlorobenzene	"	ND	----	4.72	"	"	"	"	"	
1,3-Dichlorobenzene	"	ND	----	4.72	"	"	"	"	"	
1,4-Dichlorobenzene	"	ND	----	4.72	"	"	"	"	"	
3,3'-Dichlorobenzidine	"	ND	----	4.72	"	"	"	"	"	
2,4-Dichlorophenol	"	ND	----	4.72	"	"	"	"	"	
Diethyl phthalate	"	ND	----	4.72	"	"	"	"	"	
2,4-Dimethylphenol	"	ND	----	9.43	"	"	"	"	"	A-02
Dimethyl phthalate	"	ND	----	4.72	"	"	"	"	"	
4,6-Dinitro-2-methylphenol	"	ND	----	9.43	"	"	"	"	"	
2,4-Dinitrophenol	"	ND	----	23.6	"	"	"	"	"	
2,4-Dinitrotoluene	"	ND	----	4.72	"	"	"	"	"	
2,6-Dinitrotoluene	"	ND	----	4.72	"	"	"	"	"	

TestAmerica - Portland, OR

The results in this report apply to the samples analyzed in accordance with the chain of custody document. This analytical report must be reproduced in its entirety.

Sarah Rockwell

Sarah Rockwell, Project Manager



SLR-Portland	Project Name: Jeld Wen- Nord Door	Report Created:
1800 Blankenship Road Suite 440	Project Number: 008.228.00013	05/26/06 17:52
West Linn, OR 97068	Project Manager: R. Scott Miller	

Semivolatile Organic Compounds per EPA Method 8270C
 TestAmerica - Portland, OR

Analyte	Method	Result	MDL*	MRL	Units	Dil	Batch	Prepared	Analyzed	Notes
PPE0193-10 (GP17-GW)		Water								
		Sampled: 05/01/06 12:16								
Bis(2-ethylhexyl)phthalate	EPA 8270C	ND	----	9.43	ug/l	1x	6050299	05/05/06 20:00	05/11/06 17:33	
Fluoranthene	"	ND	----	4.72	"	"	"	"	"	A-02
Fluorene	"	8.62	----	4.72	"	"	"	"	"	A-02
Hexachlorobenzene	"	ND	----	4.72	"	"	"	"	"	
Hexachlorobutadiene	"	ND	----	9.43	"	"	"	"	"	
Hexachlorocyclopentadiene	"	ND	----	9.43	"	"	"	"	"	
Hexachloroethane	"	ND	----	9.43	"	"	"	"	"	
Indeno (1,2,3-cd) pyrene	"	ND	----	4.72	"	"	"	"	"	A-02
Isophorone	"	ND	----	4.72	"	"	"	"	"	A-02
2-Methylnaphthalene	"	8.55	----	4.72	"	"	"	"	"	A-02
2-Methylphenol	"	ND	----	9.43	"	"	"	"	"	A-02
3-,4-Methylphenol	"	ND	----	4.72	"	"	"	"	"	A-02
Naphthalene	"	ND	----	4.72	"	"	"	"	"	A-02
2-Nitroaniline	"	ND	----	4.72	"	"	"	"	"	
3-Nitroaniline	"	ND	----	9.43	"	"	"	"	"	
4-Nitroaniline	"	ND	----	9.43	"	"	"	"	"	
Nitrobenzene	"	ND	----	4.72	"	"	"	"	"	
2-Nitrophenol	"	ND	----	4.72	"	"	"	"	"	
4-Nitrophenol	"	ND	----	23.6	"	"	"	"	"	
N-Nitrosodi-n-propylamine	"	ND	----	9.43	"	"	"	"	"	
N-Nitrosodiphenylamine	"	ND	----	4.72	"	"	"	"	"	
Pentachlorophenol	"	ND	----	9.43	"	"	"	"	"	A-02
Phenanthrene	"	ND	----	4.72	"	"	"	"	"	A-02
Phenol	"	ND	----	4.72	"	"	"	"	"	A-02
Pyrene	"	ND	----	4.72	"	"	"	"	"	A-02
1,2,4-Trichlorobenzene	"	ND	----	4.72	"	"	"	"	"	
2,4,5-Trichlorophenol	"	ND	----	4.72	"	"	"	"	"	
2,4,6-Trichlorophenol	"	ND	----	4.72	"	"	"	"	"	
<i>Surrogate(s):</i>										
	<i>2-Fluorobiphenyl</i>		83.6%			28 - 118 %	"		"	
	<i>2-Fluorophenol</i>		83.8%			12 - 100 %	"		"	
	<i>Nitrobenzene-d5</i>		91.2%			37 - 124 %	"		"	
	<i>Phenol-d6</i>		72.5%			4 - 105 %	"		"	
	<i>p-Terphenyl-d14</i>		99.4%			44 - 140 %	"		"	
	<i>2,4,6-Tribromophenol</i>		105%			31 - 142 %	"		"	

Sarah Rockwell

Sarah Rockwell, Project Manager



SLR-Portland	Project Name: Jeld Wen- Nord Door	Report Created:
1800 Blankenship Road Suite 440	Project Number: 008.228.00013	05/26/06 17:52
West Linn, OR 97068	Project Manager: R. Scott Miller	

Semivolatile Organic Compounds per EPA Method 8270C
TestAmerica - Portland, OR

Analyte	Method	Result	MDL*	MRL	Units	Dil	Batch	Prepared	Analyzed	Notes
PPE0193-13 (GP15-10)		Soil			Sampled: 05/01/06 13:50					
Carbazole	EPA 8270C	3.34	----	0.388	mg/kg dry	1x	6050448	05/10/06 11:30	05/18/06 22:05	A-02
Acenaphthene	"	1.28	----	0.388	"	"	"	"	"	A-02
Acenaphthylene	"	ND	----	0.388	"	"	"	"	"	A-02
Anthracene	"	ND	----	0.388	"	"	"	"	"	A-02
Benzo (a) anthracene	"	ND	----	0.388	"	"	"	"	"	A-02
Benzo (a) pyrene	"	ND	----	0.388	"	"	"	"	"	A-02
Benzo (b) fluoranthene	"	ND	----	0.388	"	"	"	"	"	A-02
Benzo (ghi) perylene	"	ND	----	0.388	"	"	"	"	"	A-02
Benzo (k) fluoranthene	"	ND	----	0.388	"	"	"	"	"	A-02
Benzoic Acid	"	ND	----	1.18	"	"	"	"	"	
Benzyl alcohol	"	ND	----	1.18	"	"	"	"	"	
4-Bromophenyl phenyl ether	"	ND	----	0.388	"	"	"	"	"	
Butyl benzyl phthalate	"	ND	----	0.388	"	"	"	"	"	
4-Chloro-3-methylphenol	"	ND	----	0.388	"	"	"	"	"	
4-Chloroaniline	"	ND	----	2.35	"	"	"	"	"	
Bis(2-chloroethoxy)methane	"	ND	----	0.388	"	"	"	"	"	
Bis(2-chloroethyl)ether	"	ND	----	0.388	"	"	"	"	"	
Bis(2-chloroisopropyl)ether	"	ND	----	0.388	"	"	"	"	"	
2-Chloronaphthalene	"	ND	----	0.388	"	"	"	"	"	
2-Chlorophenol	"	ND	----	0.388	"	"	"	"	"	
4-Chlorophenyl phenyl ether	"	ND	----	0.388	"	"	"	"	"	
Chrysene	"	ND	----	0.388	"	"	"	"	"	A-02
Di-n-butyl phthalate	"	ND	----	1.18	"	"	"	"	"	
Di-n-octyl phthalate	"	ND	----	0.388	"	"	"	"	"	
Dibenzo (a,h) anthracene	"	ND	----	0.388	"	"	"	"	"	A-02
Dibenzofuran	"	1.52	----	0.388	"	"	"	"	"	A-02
1,2-Dichlorobenzene	"	ND	----	1.18	"	"	"	"	"	
1,3-Dichlorobenzene	"	ND	----	1.18	"	"	"	"	"	
1,4-Dichlorobenzene	"	ND	----	1.18	"	"	"	"	"	
3,3'-Dichlorobenzidine	"	ND	----	1.18	"	"	"	"	"	
2,4-Dichlorophenol	"	ND	----	0.388	"	"	"	"	"	
Diethyl phthalate	"	ND	----	0.388	"	"	"	"	"	
2,4-Dimethylphenol	"	ND	----	1.18	"	"	"	"	"	A-02
Dimethyl phthalate	"	ND	----	0.388	"	"	"	"	"	
4,6-Dinitro-2-methylphenol	"	ND	----	1.18	"	"	"	"	"	
2,4-Dinitrophenol	"	ND	----	2.35	"	"	"	"	"	
2,4-Dinitrotoluene	"	ND	----	0.588	"	"	"	"	"	
2,6-Dinitrotoluene	"	ND	----	0.588	"	"	"	"	"	

TestAmerica - Portland, OR

The results in this report apply to the samples analyzed in accordance with the chain of custody document. This analytical report must be reproduced in its entirety.

Sarah Rockwell

Sarah Rockwell, Project Manager



SLR-Portland	Project Name: Jeld Wen- Nord Door	Report Created:
1800 Blankenship Road Suite 440	Project Number: 008.228.00013	05/26/06 17:52
West Linn, OR 97068	Project Manager: R. Scott Miller	

Semivolatile Organic Compounds per EPA Method 8270C
 TestAmerica - Portland, OR

Analyte	Method	Result	MDL*	MRL	Units	Dil	Batch	Prepared	Analyzed	Notes
PPE0193-13 (GP15-10)		Soil			Sampled: 05/01/06 13:50					
Bis(2-ethylhexyl)phthalate	EPA 8270C	ND	----	2.35	mg/kg dry	1x	6050448	05/10/06 11:30	05/18/06 22:05	
Fluoranthene	"	0.937	----	0.388	"	"	"	"	"	A-02
Fluorene	"	2.83	----	0.388	"	"	"	"	"	A-02
Hexachlorobenzene	"	ND	----	0.388	"	"	"	"	"	
Hexachlorobutadiene	"	ND	----	1.18	"	"	"	"	"	
Hexachlorocyclopentadiene	"	ND	----	1.18	"	"	"	"	"	
Hexachloroethane	"	ND	----	1.18	"	"	"	"	"	
Indeno (1,2,3-cd) pyrene	"	ND	----	0.388	"	"	"	"	"	A-02
Isophorone	"	ND	----	0.388	"	"	"	"	"	A-02
2-Methylnaphthalene	"	ND	----	0.388	"	"	"	"	"	A-02
2-Methylphenol	"	ND	----	0.388	"	"	"	"	"	A-02
3-,4-Methylphenol	"	ND	----	0.388	"	"	"	"	"	A-02
Naphthalene	"	0.447	----	0.388	"	"	"	"	"	A-02
2-Nitroaniline	"	ND	----	0.388	"	"	"	"	"	
3-Nitroaniline	"	ND	----	1.18	"	"	"	"	"	
4-Nitroaniline	"	ND	----	0.388	"	"	"	"	"	
Nitrobenzene	"	ND	----	0.388	"	"	"	"	"	
2-Nitrophenol	"	ND	----	0.388	"	"	"	"	"	
4-Nitrophenol	"	ND	----	1.18	"	"	"	"	"	
N-Nitrosodi-n-propylamine	"	ND	----	0.388	"	"	"	"	"	
N-Nitrosodiphenylamine	"	ND	----	0.388	"	"	"	"	"	
Pentachlorophenol	"	ND	----	1.18	"	"	"	"	"	A-02
Phenanthrene	"	1.83	----	0.388	"	"	"	"	"	A-02
Phenol	"	ND	----	0.388	"	"	"	"	"	A-02
Pyrene	"	0.660	----	0.388	"	"	"	"	"	A-02
1,2,4-Trichlorobenzene	"	ND	----	1.18	"	"	"	"	"	
2,4,5-Trichlorophenol	"	ND	----	0.388	"	"	"	"	"	
2,4,6-Trichlorophenol	"	ND	----	0.388	"	"	"	"	"	

<i>Surrogate(s):</i>	<i>2-Fluorobiphenyl</i>	<i>83.7%</i>	<i>44 - 146 %</i>	<i>"</i>	<i>"</i>
	<i>2-Fluorophenol</i>	<i>79.9%</i>	<i>42 - 126 %</i>	<i>"</i>	<i>"</i>
	<i>Nitrobenzene-d5</i>	<i>74.8%</i>	<i>42 - 126 %</i>	<i>"</i>	<i>"</i>
	<i>Phenol-d6</i>	<i>77.0%</i>	<i>42 - 131 %</i>	<i>"</i>	<i>"</i>
	<i>p-Terphenyl-d14</i>	<i>95.6%</i>	<i>49 - 150 %</i>	<i>"</i>	<i>"</i>
	<i>2,4,6-Tribromophenol</i>	<i>92.9%</i>	<i>48 - 119 %</i>	<i>"</i>	<i>"</i>

Sarah Rockwell

Sarah Rockwell, Project Manager



SLR-Portland	Project Name: Jeld Wen- Nord Door	Report Created:
1800 Blankenship Road Suite 440	Project Number: 008.228.00013	05/26/06 17:52
West Linn, OR 97068	Project Manager: R. Scott Miller	

Semivolatile Organic Compounds per EPA Method 8270C
TestAmerica - Portland, OR

Analyte	Method	Result	MDL*	MRL	Units	Dil	Batch	Prepared	Analyzed	Notes
PPE0193-14 (GP15-GW)		Water			Sampled: 05/01/06 13:15					
Carbazole	EPA 8270C	163	----	23.6	ug/l	5x	6050299	05/05/06 20:00	05/18/06 03:15	A-02
Acenaphthene	"	517	----	23.6	"	"	"	"	"	A-02
Acenaphthylene	"	ND	----	4.72	"	1x	"	"	05/16/06 22:30	A-02
Anthracene	"	6.18	----	4.72	"	"	"	"	"	A-02
Benzo (a) anthracene	"	ND	----	4.72	"	"	"	"	"	A-02
Benzo (a) pyrene	"	ND	----	4.72	"	"	"	"	"	A-02
Benzo (b) fluoranthene	"	ND	----	4.72	"	"	"	"	"	A-02
Benzo (ghi) perylene	"	ND	----	4.72	"	"	"	"	"	A-02
Benzo (k) fluoranthene	"	ND	----	4.72	"	"	"	"	"	A-02
Benzoic Acid	"	ND	----	47.2	"	"	"	"	"	
Benzyl alcohol	"	ND	----	9.43	"	"	"	"	"	
4-Bromophenyl phenyl ether	"	ND	----	4.72	"	"	"	"	"	
Butyl benzyl phthalate	"	ND	----	4.72	"	"	"	"	"	
4-Chloro-3-methylphenol	"	ND	----	4.72	"	"	"	"	"	
4-Chloroaniline	"	ND	----	18.9	"	"	"	"	"	
Bis(2-chloroethoxy)methane	"	ND	----	9.43	"	"	"	"	"	
Bis(2-chloroethyl)ether	"	ND	----	4.72	"	"	"	"	"	
Bis(2-chloroisopropyl)ether	"	ND	----	9.43	"	"	"	"	"	
2-Chloronaphthalene	"	ND	----	4.72	"	"	"	"	"	
2-Chlorophenol	"	ND	----	4.72	"	"	"	"	"	
4-Chlorophenyl phenyl ether	"	ND	----	4.72	"	"	"	"	"	
Chrysene	"	ND	----	4.72	"	"	"	"	"	A-02
Di-n-butyl phthalate	"	ND	----	4.72	"	"	"	"	"	
Di-n-octyl phthalate	"	ND	----	4.72	"	"	"	"	"	
Dibenzo (a,h) anthracene	"	ND	----	4.72	"	"	"	"	"	A-02
Dibenzofuran	"	206	----	23.6	"	5x	"	"	05/18/06 03:15	A-02
1,2-Dichlorobenzene	"	ND	----	4.72	"	1x	"	"	05/16/06 22:30	
1,3-Dichlorobenzene	"	ND	----	4.72	"	"	"	"	"	
1,4-Dichlorobenzene	"	ND	----	4.72	"	"	"	"	"	
3,3'-Dichlorobenzidine	"	ND	----	4.72	"	"	"	"	"	
2,4-Dichlorophenol	"	ND	----	4.72	"	"	"	"	"	
Diethyl phthalate	"	ND	----	4.72	"	"	"	"	"	
2,4-Dimethylphenol	"	ND	----	9.43	"	"	"	"	"	A-02
Dimethyl phthalate	"	ND	----	4.72	"	"	"	"	"	
4,6-Dinitro-2-methylphenol	"	ND	----	9.43	"	"	"	"	"	
2,4-Dinitrophenol	"	ND	----	23.6	"	"	"	"	"	
2,4-Dinitrotoluene	"	ND	----	4.72	"	"	"	"	"	
2,6-Dinitrotoluene	"	ND	----	4.72	"	"	"	"	"	

TestAmerica - Portland, OR

The results in this report apply to the samples analyzed in accordance with the chain of custody document. This analytical report must be reproduced in its entirety.

Sarah Rockwell

Sarah Rockwell, Project Manager



SLR-Portland	Project Name: Jeld Wen- Nord Door	Report Created:
1800 Blankenship Road Suite 440	Project Number: 008.228.00013	05/26/06 17:52
West Linn, OR 97068	Project Manager: R. Scott Miller	

Semivolatile Organic Compounds per EPA Method 8270C
 TestAmerica - Portland, OR

Analyte	Method	Result	MDL*	MRL	Units	Dil	Batch	Prepared	Analyzed	Notes
PPE0193-14 (GP15-GW)		Water								
		Sampled: 05/01/06 13:15								
Bis(2-ethylhexyl)phthalate	EPA 8270C	ND	----	9.43	ug/l	1x	6050299	05/05/06 20:00	05/16/06 22:30	
Fluoranthene	"	12.2	----	4.72	"	"	"	"	"	A-02
Fluorene	"	200	----	23.6	"	5x	"	"	05/18/06 03:15	A-02
Hexachlorobenzene	"	ND	----	4.72	"	1x	"	"	05/16/06 22:30	
Hexachlorobutadiene	"	ND	----	9.43	"	"	"	"	"	
Hexachlorocyclopentadiene	"	ND	----	9.43	"	"	"	"	"	
Hexachloroethane	"	ND	----	9.43	"	"	"	"	"	
Indeno (1,2,3-cd) pyrene	"	ND	----	4.72	"	"	"	"	"	A-02
Isophorone	"	ND	----	4.72	"	"	"	"	"	A-02
2-Methylnaphthalene	"	55.2	----	4.72	"	"	"	"	"	A-02
2-Methylphenol	"	ND	----	9.43	"	"	"	"	"	A-02
3-,4-Methylphenol	"	ND	----	4.72	"	"	"	"	"	A-02
Naphthalene	"	7.88	----	4.72	"	"	"	"	"	A-02
2-Nitroaniline	"	ND	----	4.72	"	"	"	"	"	
3-Nitroaniline	"	ND	----	9.43	"	"	"	"	"	
4-Nitroaniline	"	ND	----	9.43	"	"	"	"	"	
Nitrobenzene	"	ND	----	4.72	"	"	"	"	"	
2-Nitrophenol	"	ND	----	4.72	"	"	"	"	"	
4-Nitrophenol	"	ND	----	23.6	"	"	"	"	"	
N-Nitrosodi-n-propylamine	"	ND	----	9.43	"	"	"	"	"	
N-Nitrosodiphenylamine	"	ND	----	4.72	"	"	"	"	"	
Pentachlorophenol	"	ND	----	9.43	"	"	"	"	"	A-02
Phenanthrene	"	84.4	----	4.72	"	"	"	"	"	A-02
Phenol	"	ND	----	4.72	"	"	"	"	"	A-02
Pyrene	"	7.04	----	4.72	"	"	"	"	"	A-02
1,2,4-Trichlorobenzene	"	ND	----	4.72	"	"	"	"	"	
2,4,5-Trichlorophenol	"	ND	----	4.72	"	"	"	"	"	
2,4,6-Trichlorophenol	"	ND	----	4.72	"	"	"	"	"	

<i>Surrogate(s):</i>	<i>2-Fluorobiphenyl</i>	<i>87.0%</i>	<i>28 - 118 %</i>	<i>"</i>	<i>"</i>
	<i>2-Fluorophenol</i>	<i>90.8%</i>	<i>12 - 100 %</i>	<i>"</i>	<i>"</i>
	<i>Nitrobenzene-d5</i>	<i>85.6%</i>	<i>37 - 124 %</i>	<i>"</i>	<i>"</i>
	<i>Phenol-d6</i>	<i>85.9%</i>	<i>4 - 105 %</i>	<i>"</i>	<i>"</i>
	<i>p-Terphenyl-d14</i>	<i>110%</i>	<i>44 - 140 %</i>	<i>"</i>	<i>"</i>
	<i>2,4,6-Tribromophenol</i>	<i>106%</i>	<i>31 - 142 %</i>	<i>"</i>	<i>"</i>

Sarah Rockwell

Sarah Rockwell, Project Manager



SLR-Portland	Project Name: Jeld Wen- Nord Door	Report Created:
1800 Blankenship Road Suite 440	Project Number: 008.228.00013	05/26/06 17:52
West Linn, OR 97068	Project Manager: R. Scott Miller	

Semivolatile Organic Compounds per EPA Method 8270C
TestAmerica - Portland, OR

Analyte	Method	Result	MDL*	MRL	Units	Dil	Batch	Prepared	Analyzed	Notes
PPE0193-15 (GP9-6)		Soil								R-05
		Sampled: 05/01/06 14:25								
Carbazole	EPA 8270C	232	----	88.8	mg/kg dry	100x	6050448	05/10/06 11:30	05/18/06 23:34	A-02, A-03
Acenaphthene	"	499	----	88.8	"	"	"	"	"	A-02
Acenaphthylene	"	ND	----	88.8	"	"	"	"	"	A-02
Anthracene	"	460	----	88.8	"	"	"	"	"	A-02
Benzo (a) anthracene	"	137	----	88.8	"	"	"	"	"	A-02
Benzo (a) pyrene	"	ND	----	88.8	"	"	"	"	"	A-02
Benzo (b) fluoranthene	"	ND	----	88.8	"	"	"	"	"	A-02
Benzo (ghi) perylene	"	ND	----	88.8	"	"	"	"	"	A-02
Benzo (k) fluoranthene	"	ND	----	88.8	"	"	"	"	"	A-02
Benzoic Acid	"	ND	----	269	"	"	"	"	"	
Benzyl alcohol	"	ND	----	269	"	"	"	"	"	
4-Bromophenyl phenyl ether	"	ND	----	88.8	"	"	"	"	"	
Butyl benzyl phthalate	"	ND	----	88.8	"	"	"	"	"	
4-Chloro-3-methylphenol	"	ND	----	88.8	"	"	"	"	"	
4-Chloroaniline	"	ND	----	538	"	"	"	"	"	
Bis(2-chloroethoxy)methane	"	ND	----	88.8	"	"	"	"	"	
Bis(2-chloroethyl)ether	"	ND	----	88.8	"	"	"	"	"	
Bis(2-chloroisopropyl)ether	"	ND	----	88.8	"	"	"	"	"	
2-Chloronaphthalene	"	ND	----	88.8	"	"	"	"	"	
2-Chlorophenol	"	ND	----	88.8	"	"	"	"	"	
4-Chlorophenyl phenyl ether	"	ND	----	88.8	"	"	"	"	"	
Chrysene	"	201	----	88.8	"	"	"	"	"	A-02
Di-n-butyl phthalate	"	ND	----	269	"	"	"	"	"	
Di-n-octyl phthalate	"	ND	----	88.8	"	"	"	"	"	
Dibenzo (a,h) anthracene	"	ND	----	88.8	"	"	"	"	"	A-02
Dibenzofuran	"	276	----	88.8	"	"	"	"	"	A-02
1,2-Dichlorobenzene	"	ND	----	269	"	"	"	"	"	
1,3-Dichlorobenzene	"	ND	----	269	"	"	"	"	"	
1,4-Dichlorobenzene	"	ND	----	269	"	"	"	"	"	
3,3'-Dichlorobenzidine	"	ND	----	269	"	"	"	"	"	
2,4-Dichlorophenol	"	ND	----	88.8	"	"	"	"	"	
Diethyl phthalate	"	ND	----	88.8	"	"	"	"	"	
2,4-Dimethylphenol	"	ND	----	269	"	"	"	"	"	A-02
Dimethyl phthalate	"	ND	----	88.8	"	"	"	"	"	
4,6-Dinitro-2-methylphenol	"	ND	----	269	"	"	"	"	"	
2,4-Dinitrophenol	"	ND	----	538	"	"	"	"	"	
2,4-Dinitrotoluene	"	ND	----	134	"	"	"	"	"	
2,6-Dinitrotoluene	"	ND	----	134	"	"	"	"	"	

TestAmerica - Portland, OR

The results in this report apply to the samples analyzed in accordance with the chain of custody document. This analytical report must be reproduced in its entirety.

Sarah Rockwell

Sarah Rockwell, Project Manager



SLR-Portland	Project Name: Jeld Wen- Nord Door	Report Created:
1800 Blankenship Road Suite 440	Project Number: 008.228.00013	05/26/06 17:52
West Linn, OR 97068	Project Manager: R. Scott Miller	

Semivolatile Organic Compounds per EPA Method 8270C
TestAmerica - Portland, OR

Analyte	Method	Result	MDL*	MRL	Units	Dil	Batch	Prepared	Analyzed	Notes
PPE0193-15 (GP9-6)		Soil								R-05
		Sampled: 05/01/06 14:25								
Bis(2-ethylhexyl)phthalate	EPA 8270C	ND	----	538	mg/kg dry	100x	6050448	05/10/06 11:30	05/18/06 23:34	
Fluoranthene	"	577	----	88.8	"	"	"	"	"	A-02
Fluorene	"	421	----	88.8	"	"	"	"	"	A-02
Hexachlorobenzene	"	ND	----	88.8	"	"	"	"	"	
Hexachlorobutadiene	"	ND	----	269	"	"	"	"	"	
Hexachlorocyclopentadiene	"	ND	----	269	"	"	"	"	"	
Hexachloroethane	"	ND	----	269	"	"	"	"	"	
Indeno (1,2,3-cd) pyrene	"	ND	----	88.8	"	"	"	"	"	A-02
Isophorone	"	ND	----	88.8	"	"	"	"	"	A-02
2-Methylnaphthalene	"	362	----	88.8	"	"	"	"	"	A-02
2-Methylphenol	"	ND	----	88.8	"	"	"	"	"	A-02
3-,4-Methylphenol	"	ND	----	88.8	"	"	"	"	"	A-02
Naphthalene	"	1060	----	88.8	"	"	"	"	"	A-02
2-Nitroaniline	"	ND	----	88.8	"	"	"	"	"	
3-Nitroaniline	"	ND	----	269	"	"	"	"	"	
4-Nitroaniline	"	ND	----	88.8	"	"	"	"	"	
Nitrobenzene	"	ND	----	88.8	"	"	"	"	"	
2-Nitrophenol	"	ND	----	88.8	"	"	"	"	"	
4-Nitrophenol	"	ND	----	269	"	"	"	"	"	
N-Nitrosodi-n-propylamine	"	ND	----	88.8	"	"	"	"	"	
N-Nitrosodiphenylamine	"	ND	----	88.8	"	"	"	"	"	
Pentachlorophenol	"	ND	----	269	"	"	"	"	"	A-02
Phenanthrene	"	1080	----	88.8	"	"	"	"	"	A-02, A-03
Phenol	"	ND	----	88.8	"	"	"	"	"	A-02
Pyrene	"	496	----	88.8	"	"	"	"	"	A-02
1,2,4-Trichlorobenzene	"	ND	----	269	"	"	"	"	"	
2,4,5-Trichlorophenol	"	ND	----	88.8	"	"	"	"	"	
2,4,6-Trichlorophenol	"	ND	----	88.8	"	"	"	"	"	

<i>Surrogate(s):</i>	<i>2-Fluorobiphenyl</i>	<i>NR</i>	<i>44 - 146 %</i>	<i>"</i>	<i>"</i>	<i>S-01</i>
	<i>2-Fluorophenol</i>	<i>NR</i>	<i>42 - 126 %</i>	<i>"</i>	<i>"</i>	<i>S-01</i>
	<i>Nitrobenzene-d5</i>	<i>NR</i>	<i>42 - 126 %</i>	<i>"</i>	<i>"</i>	<i>S-01</i>
	<i>Phenol-d6</i>	<i>NR</i>	<i>42 - 131 %</i>	<i>"</i>	<i>"</i>	<i>S-01</i>
	<i>p-Terphenyl-d14</i>	<i>NR</i>	<i>49 - 150 %</i>	<i>"</i>	<i>"</i>	<i>S-01</i>
	<i>2,4,6-Tribromophenol</i>	<i>NR</i>	<i>48 - 119 %</i>	<i>"</i>	<i>"</i>	<i>S-01</i>

Sarah Rockwell

Sarah Rockwell, Project Manager



SLR-Portland	Project Name: Jeld Wen- Nord Door	Report Created:
1800 Blankenship Road Suite 440	Project Number: 008.228.00013	05/26/06 17:52
West Linn, OR 97068	Project Manager: R. Scott Miller	

Semivolatile Organic Compounds per EPA Method 8270C
TestAmerica - Portland, OR

Analyte	Method	Result	MDL*	MRL	Units	Dil	Batch	Prepared	Analyzed	Notes
PPE0193-17 (GP9-GW)		Water				Sampled: 05/01/06 13:55				R-05
Carbazole	EPA 8270C	681	----	47.2	ug/l	10x	6050299	05/05/06 20:00	05/16/06 23:14	A-03, A-02
Acenaphthene	"	859	----	47.2	"	"	"	"	"	A-02
Acenaphthylene	"	ND	----	47.2	"	"	"	"	"	A-02
Anthracene	"	271	----	47.2	"	"	"	"	"	A-02
Benzo (a) anthracene	"	100	----	47.2	"	"	"	"	"	A-02
Benzo (a) pyrene	"	61.6	----	47.2	"	"	"	"	"	A-02
Benzo (b) fluoranthene	"	59.4	----	47.2	"	"	"	"	"	A-02
Benzo (ghi) perylene	"	ND	----	47.2	"	"	"	"	"	A-02
Benzo (k) fluoranthene	"	56.3	----	47.2	"	"	"	"	"	A-02
Benzoic Acid	"	ND	----	47.2	"	"	"	"	"	
Benzyl alcohol	"	ND	----	94.3	"	"	"	"	"	
4-Bromophenyl phenyl ether	"	ND	----	47.2	"	"	"	"	"	
Butyl benzyl phthalate	"	ND	----	47.2	"	"	"	"	"	
4-Chloro-3-methylphenol	"	ND	----	47.2	"	"	"	"	"	
4-Chloroaniline	"	ND	----	189	"	"	"	"	"	
Bis(2-chloroethoxy)methane	"	ND	----	94.3	"	"	"	"	"	
Bis(2-chloroethyl)ether	"	ND	----	47.2	"	"	"	"	"	
Bis(2-chloroisopropyl)ether	"	ND	----	94.3	"	"	"	"	"	
2-Chloronaphthalene	"	ND	----	47.2	"	"	"	"	"	
2-Chlorophenol	"	ND	----	47.2	"	"	"	"	"	
4-Chlorophenyl phenyl ether	"	ND	----	47.2	"	"	"	"	"	
Chrysene	"	167	----	47.2	"	"	"	"	"	A-02
Di-n-butyl phthalate	"	ND	----	47.2	"	"	"	"	"	
Di-n-octyl phthalate	"	ND	----	47.2	"	"	"	"	"	
Dibenzo (a,h) anthracene	"	ND	----	47.2	"	"	"	"	"	A-02
Dibenzofuran	"	425	----	47.2	"	"	"	"	"	A-02
1,2-Dichlorobenzene	"	ND	----	47.2	"	"	"	"	"	
1,3-Dichlorobenzene	"	ND	----	47.2	"	"	"	"	"	
1,4-Dichlorobenzene	"	ND	----	47.2	"	"	"	"	"	
3,3'-Dichlorobenzidine	"	ND	----	47.2	"	"	"	"	"	
2,4-Dichlorophenol	"	ND	----	47.2	"	"	"	"	"	
Diethyl phthalate	"	ND	----	47.2	"	"	"	"	"	
2,4-Dimethylphenol	"	3890	----	943	"	100x	"	"	05/18/06 03:59	A-02
Dimethyl phthalate	"	ND	----	47.2	"	10x	"	"	05/16/06 23:14	
4,6-Dinitro-2-methylphenol	"	ND	----	94.3	"	"	"	"	"	
2,4-Dinitrophenol	"	ND	----	236	"	"	"	"	"	
2,4-Dinitrotoluene	"	ND	----	47.2	"	"	"	"	"	
2,6-Dinitrotoluene	"	ND	----	47.2	"	"	"	"	"	
Bis(2-ethylhexyl)phthalate	"	ND	----	94.3	"	"	"	"	"	

TestAmerica - Portland, OR

The results in this report apply to the samples analyzed in accordance with the chain of custody document. This analytical report must be reproduced in its entirety.

Sarah Rockwell

Sarah Rockwell, Project Manager



SLR-Portland	Project Name: Jeld Wen- Nord Door	Report Created:
1800 Blankenship Road Suite 440	Project Number: 008.228.00013	05/26/06 17:52
West Linn, OR 97068	Project Manager: R. Scott Miller	

Semivolatile Organic Compounds per EPA Method 8270C
 TestAmerica - Portland, OR

Analyte	Method	Result	MDL*	MRL	Units	Dil	Batch	Prepared	Analyzed	Notes
PPE0193-17 (GP9-GW)		Water				Sampled: 05/01/06 13:55				R-05
Fluoranthene	EPA 8270C	469	----	47.2	ug/l	10x	6050299	05/05/06 20:00	05/16/06 23:14	A-02
Fluorene	"	504	----	47.2	"	"	"	"	"	A-02
Hexachlorobenzene	"	ND	----	47.2	"	"	"	"	"	
Hexachlorobutadiene	"	ND	----	94.3	"	"	"	"	"	
Hexachlorocyclopentadiene	"	ND	----	94.3	"	"	"	"	"	
Hexachloroethane	"	ND	----	94.3	"	"	"	"	"	
Indeno (1,2,3-cd) pyrene	"	ND	----	47.2	"	"	"	"	"	A-02
Isophorone	"	ND	----	47.2	"	"	"	"	"	A-02
2-Methylnaphthalene	"	1250	----	47.2	"	"	"	"	"	A-02
2-Methylphenol	"	331	----	94.3	"	"	"	"	"	A-02
3-,4-Methylphenol	"	492	----	47.2	"	"	"	"	"	A-02
Naphthalene	"	13900	----	47.2	"	100x	"	"	05/18/06 03:59	A-02
2-Nitroaniline	"	ND	----	47.2	"	10x	"	"	05/16/06 23:14	
3-Nitroaniline	"	ND	----	94.3	"	"	"	"	"	
4-Nitroaniline	"	ND	----	94.3	"	"	"	"	"	
Nitrobenzene	"	ND	----	47.2	"	"	"	"	"	
2-Nitrophenol	"	ND	----	47.2	"	"	"	"	"	
4-Nitrophenol	"	ND	----	236	"	"	"	"	"	
N-Nitrosodi-n-propylamine	"	ND	----	94.3	"	"	"	"	"	
N-Nitrosodiphenylamine	"	ND	----	47.2	"	"	"	"	"	
Pentachlorophenol	"	ND	----	94.3	"	"	"	"	"	A-02
Phenanthrene	"	1090	----	47.2	"	"	"	"	"	A-02, A-03
Phenol	"	251	----	47.2	"	"	"	"	"	A-02
Pyrene	"	423	----	47.2	"	"	"	"	"	A-02
1,2,4-Trichlorobenzene	"	ND	----	47.2	"	"	"	"	"	
2,4,5-Trichlorophenol	"	ND	----	47.2	"	"	"	"	"	
2,4,6-Trichlorophenol	"	ND	----	47.2	"	"	"	"	"	

<i>Surrogate(s):</i>	<i>2-Fluorobiphenyl</i>	<i>74.2%</i>	<i>28 - 118 %</i>	<i>"</i>	<i>"</i>
	<i>2-Fluorophenol</i>	<i>56.1%</i>	<i>12 - 100 %</i>	<i>"</i>	<i>"</i>
	<i>Nitrobenzene-d5</i>	<i>88.4%</i>	<i>37 - 124 %</i>	<i>"</i>	<i>"</i>
	<i>Phenol-d6</i>	<i>60.4%</i>	<i>4 - 105 %</i>	<i>"</i>	<i>"</i>
	<i>p-Terphenyl-d14</i>	<i>86.9%</i>	<i>44 - 140 %</i>	<i>"</i>	<i>"</i>
	<i>2,4,6-Tribromophenol</i>	<i>77.5%</i>	<i>31 - 142 %</i>	<i>"</i>	<i>"</i>

Sarah Rockwell

Sarah Rockwell, Project Manager



SLR-Portland	Project Name: Jeld Wen- Nord Door	Report Created:
1800 Blankenship Road Suite 440	Project Number: 008.228.00013	05/26/06 17:52
West Linn, OR 97068	Project Manager: R. Scott Miller	

Semivolatile Organic Compounds per EPA Method 8270C
TestAmerica - Portland, OR

Analyte	Method	Result	MDL*	MRL	Units	Dil	Batch	Prepared	Analyzed	Notes
PPE0193-18 (GP10-3)		Soil			Sampled: 05/01/06 15:00					R-05
Carbazole	EPA 8270C	47.0	----	15.3	mg/kg dry	20x	6050448	05/10/06 11:30	05/18/06 02:31	A-02
Acenaphthene	"	ND	----	15.3	"	"	"	"	"	A-02
Acenaphthylene	"	ND	----	15.3	"	"	"	"	"	A-02
Anthracene	"	156	----	15.3	"	"	"	"	"	A-02
Benzo (a) anthracene	"	18.7	----	15.3	"	"	"	"	"	A-02
Benzo (a) pyrene	"	48.5	----	15.3	"	"	"	"	"	A-02
Benzo (b) fluoranthene	"	53.2	----	15.3	"	"	"	"	"	A-02
Benzo (ghi) perylene	"	39.8	----	15.3	"	"	"	"	"	A-02
Benzo (k) fluoranthene	"	40.8	----	15.3	"	"	"	"	"	A-02
Benzoic Acid	"	ND	----	46.4	"	"	"	"	"	
Benzyl alcohol	"	ND	----	46.4	"	"	"	"	"	
4-Bromophenyl phenyl ether	"	ND	----	15.3	"	"	"	"	"	
Butyl benzyl phthalate	"	ND	----	15.3	"	"	"	"	"	
4-Chloro-3-methylphenol	"	ND	----	15.3	"	"	"	"	"	
4-Chloroaniline	"	ND	----	92.8	"	"	"	"	"	
Bis(2-chloroethoxy)methane	"	ND	----	15.3	"	"	"	"	"	
Bis(2-chloroethyl)ether	"	ND	----	15.3	"	"	"	"	"	
Bis(2-chloroisopropyl)ether	"	ND	----	15.3	"	"	"	"	"	
2-Chloronaphthalene	"	ND	----	15.3	"	"	"	"	"	
2-Chlorophenol	"	ND	----	15.3	"	"	"	"	"	
4-Chlorophenyl phenyl ether	"	ND	----	15.3	"	"	"	"	"	
Chrysene	"	59.1	----	15.3	"	"	"	"	"	A-02
Di-n-butyl phthalate	"	ND	----	46.4	"	"	"	"	"	
Di-n-octyl phthalate	"	ND	----	15.3	"	"	"	"	"	
Dibenzo (a,h) anthracene	"	ND	----	15.3	"	"	"	"	"	A-02
Dibenzofuran	"	ND	----	15.3	"	"	"	"	"	A-02
1,2-Dichlorobenzene	"	ND	----	46.4	"	"	"	"	"	
1,3-Dichlorobenzene	"	ND	----	46.4	"	"	"	"	"	
1,4-Dichlorobenzene	"	ND	----	46.4	"	"	"	"	"	
3,3'-Dichlorobenzidine	"	ND	----	46.4	"	"	"	"	"	
2,4-Dichlorophenol	"	ND	----	15.3	"	"	"	"	"	
Diethyl phthalate	"	ND	----	15.3	"	"	"	"	"	
2,4-Dimethylphenol	"	ND	----	46.4	"	"	"	"	"	A-02
Dimethyl phthalate	"	ND	----	15.3	"	"	"	"	"	
4,6-Dinitro-2-methylphenol	"	ND	----	46.4	"	"	"	"	"	
2,4-Dinitrophenol	"	ND	----	92.8	"	"	"	"	"	
2,4-Dinitrotoluene	"	ND	----	23.2	"	"	"	"	"	
2,6-Dinitrotoluene	"	ND	----	23.2	"	"	"	"	"	
Bis(2-ethylhexyl)phthalate	"	ND	----	92.8	"	"	"	"	"	

TestAmerica - Portland, OR

The results in this report apply to the samples analyzed in accordance with the chain of custody document. This analytical report must be reproduced in its entirety.

Sarah Rockwell

Sarah Rockwell, Project Manager



SLR-Portland	Project Name: Jeld Wen- Nord Door	Report Created:
1800 Blankenship Road Suite 440	Project Number: 008.228.00013	05/26/06 17:52
West Linn, OR 97068	Project Manager: R. Scott Miller	

Semivolatile Organic Compounds per EPA Method 8270C
TestAmerica - Portland, OR

Analyte	Method	Result	MDL*	MRL	Units	Dil	Batch	Prepared	Analyzed	Notes
PPE0193-18 (GP10-3)		Soil			Sampled: 05/01/06 15:00					R-05
Fluoranthene	"	19.6	----	15.3	"	"	"	"	"	A-02
Fluorene	"	ND	----	15.3	"	"	"	"	"	A-02
Hexachlorobenzene	"	ND	----	15.3	"	"	"	"	"	
Hexachlorobutadiene	"	ND	----	46.4	"	"	"	"	"	
Hexachlorocyclopentadiene	"	ND	----	46.4	"	"	"	"	"	
Hexachloroethane	"	ND	----	46.4	"	"	"	"	"	
Indeno (1,2,3-cd) pyrene	"	30.0	----	15.3	"	"	"	"	"	A-02
Isophorone	"	ND	----	15.3	"	"	"	"	"	A-02
2-Methylnaphthalene	"	ND	----	15.3	"	"	"	"	"	A-02
2-Methylphenol	"	ND	----	15.3	"	"	"	"	"	A-02
3-,4-Methylphenol	"	ND	----	15.3	"	"	"	"	"	A-02
Naphthalene	"	ND	----	15.3	"	"	"	"	"	A-02
2-Nitroaniline	"	ND	----	15.3	"	"	"	"	"	
3-Nitroaniline	"	ND	----	46.4	"	"	"	"	"	
4-Nitroaniline	"	ND	----	15.3	"	"	"	"	"	
Nitrobenzene	"	ND	----	15.3	"	"	"	"	"	
2-Nitrophenol	"	ND	----	15.3	"	"	"	"	"	
4-Nitrophenol	"	ND	----	46.4	"	"	"	"	"	
N-Nitrosodi-n-propylamine	"	ND	----	15.3	"	"	"	"	"	
N-Nitrosodiphenylamine	"	ND	----	15.3	"	"	"	"	"	
Pentachlorophenol	"	ND	----	46.4	"	"	"	"	"	A-02
Phenanthrene	"	24.3	----	15.3	"	"	"	"	"	A-02
Phenol	"	ND	----	15.3	"	"	"	"	"	A-02
Pyrene	"	30.4	----	15.3	"	"	"	"	"	A-02
1,2,4-Trichlorobenzene	"	ND	----	46.4	"	"	"	"	"	
2,4,5-Trichlorophenol	"	ND	----	15.3	"	"	"	"	"	
2,4,6-Trichlorophenol	"	ND	----	15.3	"	"	"	"	"	
<i>Surrogate(s):</i>	<i>2-Fluorobiphenyl</i>	<i>86.9%</i>			<i>44 - 146 %</i>	<i>"</i>			<i>"</i>	<i>J</i>
	<i>2-Fluorophenol</i>	<i>66.2%</i>			<i>42 - 126 %</i>	<i>"</i>			<i>"</i>	<i>J</i>
	<i>Nitrobenzene-d5</i>	<i>70.0%</i>			<i>42 - 126 %</i>	<i>"</i>			<i>"</i>	<i>J</i>
	<i>Phenol-d6</i>	<i>67.8%</i>			<i>42 - 131 %</i>	<i>"</i>			<i>"</i>	<i>J</i>
	<i>p-Terphenyl-d14</i>	<i>106%</i>			<i>49 - 150 %</i>	<i>"</i>			<i>"</i>	<i>J</i>
	<i>2,4,6-Tribromophenol</i>	<i>73.1%</i>			<i>48 - 119 %</i>	<i>"</i>			<i>"</i>	<i>J</i>

Sarah Rockwell

Sarah Rockwell, Project Manager



SLR-Portland	Project Name: Jeld Wen- Nord Door	Report Created:
1800 Blankenship Road Suite 440	Project Number: 008.228.00013	05/26/06 17:52
West Linn, OR 97068	Project Manager: R. Scott Miller	

Semivolatile Organic Compounds per EPA Method 8270C
TestAmerica - Portland, OR

Analyte	Method	Result	MDL*	MRL	Units	Dil	Batch	Prepared	Analyzed	Notes
PPE0193-20RE1 (GP10-GW)										Water
										Sampled: 05/01/06 14:45
										O-07, R-05, A-10
Carbazole	EPA 8270C	499	----	94.3	ug/l	20x	6050900	05/18/06 21:00	05/22/06 22:22	A-02, A-03
Acenaphthene	"	1130	----	94.3	"	"	"	"	"	A-02
Acenaphthylene	"	ND	----	94.3	"	"	"	"	"	A-02
Anthracene	"	221	----	94.3	"	"	"	"	"	A-02
Benzo (a) anthracene	"	226	----	94.3	"	"	"	"	"	A-02
Benzo (a) pyrene	"	163	----	94.3	"	"	"	"	"	A-02
Benzo (b) fluoranthene	"	157	----	94.3	"	"	"	"	"	A-02
Benzo (ghi) perylene	"	ND	----	94.3	"	"	"	"	"	A-02
Benzo (k) fluoranthene	"	149	----	94.3	"	"	"	"	"	A-02
Benzoic Acid	"	ND	----	94.3	"	"	"	"	"	
Benzyl alcohol	"	ND	----	189	"	"	"	"	"	
4-Bromophenyl phenyl ether	"	ND	----	94.3	"	"	"	"	"	
Butyl benzyl phthalate	"	ND	----	94.3	"	"	"	"	"	
4-Chloro-3-methylphenol	"	ND	----	94.3	"	"	"	"	"	
4-Chloroaniline	"	ND	----	377	"	"	"	"	"	
Bis(2-chloroethoxy)methane	"	ND	----	189	"	"	"	"	"	
Bis(2-chloroethyl)ether	"	ND	----	94.3	"	"	"	"	"	
Bis(2-chloroisopropyl)ether	"	ND	----	189	"	"	"	"	"	
2-Chloronaphthalene	"	ND	----	94.3	"	"	"	"	"	
2-Chlorophenol	"	ND	----	94.3	"	"	"	"	"	
4-Chlorophenyl phenyl ether	"	ND	----	94.3	"	"	"	"	"	
Chrysene	"	178	----	94.3	"	"	"	"	"	A-02
Di-n-butyl phthalate	"	ND	----	94.3	"	"	"	"	"	
Di-n-octyl phthalate	"	ND	----	94.3	"	"	"	"	"	
Dibenzo (a,h) anthracene	"	ND	----	94.3	"	"	"	"	"	A-02
Dibenzofuran	"	599	----	94.3	"	"	"	"	"	A-02
1,2-Dichlorobenzene	"	ND	----	94.3	"	"	"	"	"	
1,3-Dichlorobenzene	"	ND	----	94.3	"	"	"	"	"	
1,4-Dichlorobenzene	"	ND	----	94.3	"	"	"	"	"	
3,3'-Dichlorobenzidine	"	ND	----	94.3	"	"	"	"	"	
2,4-Dichlorophenol	"	ND	----	94.3	"	"	"	"	"	
Diethyl phthalate	"	ND	----	94.3	"	"	"	"	"	
2,4-Dimethylphenol	"	10300	----	94.3	"	100x	"	"	05/23/06 06:24	A-02
Dimethyl phthalate	"	ND	----	94.3	"	20x	"	"	05/22/06 22:22	
4,6-Dinitro-2-methylphenol	"	ND	----	189	"	"	"	"	"	
2,4-Dinitrophenol	"	ND	----	472	"	"	"	"	"	
2,4-Dinitrotoluene	"	ND	----	94.3	"	"	"	"	"	
2,6-Dinitrotoluene	"	ND	----	94.3	"	"	"	"	"	
Bis(2-ethylhexyl)phthalate	"	ND	----	189	"	"	"	"	"	

TestAmerica - Portland, OR

The results in this report apply to the samples analyzed in accordance with the chain of custody document. This analytical report must be reproduced in its entirety.

Sarah Rockwell

Sarah Rockwell, Project Manager



SLR-Portland	Project Name: Jeld Wen- Nord Door	Report Created:
1800 Blankenship Road Suite 440	Project Number: 008.228.00013	05/26/06 17:52
West Linn, OR 97068	Project Manager: R. Scott Miller	

Semivolatile Organic Compounds per EPA Method 8270C
 TestAmerica - Portland, OR

Analyte	Method	Result	MDL*	MRL	Units	Dil	Batch	Prepared	Analyzed	Notes
PPE0193-20RE1 (GP10-GW)		Water				Sampled: 05/01/06 14:45			O-07, R-05, A-10	
Fluoranthene	EPA 8270C	1050	----	94.3	ug/l	20x	6050900	05/18/06 21:00	05/22/06 22:22	A-02
Fluorene	"	779	----	94.3	"	"	"	"	"	A-02
Hexachlorobenzene	"	ND	----	94.3	"	"	"	"	"	
Hexachlorobutadiene	"	ND	----	189	"	"	"	"	"	
Hexachlorocyclopentadiene	"	ND	----	189	"	"	"	"	"	
Hexachloroethane	"	ND	----	189	"	"	"	"	"	
Indeno (1,2,3-cd) pyrene	"	ND	----	94.3	"	"	"	"	"	A-02
Isophorone	"	ND	----	94.3	"	"	"	"	"	A-02
2-Methylnaphthalene	"	1100	----	94.3	"	"	"	"	"	A-02
2-Methylphenol	"	ND	----	189	"	"	"	"	"	A-02
3-,4-Methylphenol	"	228	----	94.3	"	"	"	"	"	A-02
Naphthalene	"	12200	----	472	"	100x	"	"	05/23/06 06:24	A-02
2-Nitroaniline	"	ND	----	94.3	"	20x	"	"	05/22/06 22:22	
3-Nitroaniline	"	ND	----	189	"	"	"	"	"	
4-Nitroaniline	"	ND	----	189	"	"	"	"	"	
Nitrobenzene	"	ND	----	94.3	"	"	"	"	"	
2-Nitrophenol	"	ND	----	94.3	"	"	"	"	"	
4-Nitrophenol	"	ND	----	472	"	"	"	"	"	
N-Nitrosodi-n-propylamine	"	ND	----	189	"	"	"	"	"	
N-Nitrosodiphenylamine	"	ND	----	94.3	"	"	"	"	"	
Pentachlorophenol	"	ND	----	189	"	"	"	"	"	A-02
Phenanthrene	"	2090	----	94.3	"	"	"	"	"	A-02, A-03
Phenol	"	ND	----	94.3	"	"	"	"	"	A-02
Pyrene	"	883	----	94.3	"	"	"	"	"	A-02
1,2,4-Trichlorobenzene	"	ND	----	94.3	"	"	"	"	"	
2,4,5-Trichlorophenol	"	ND	----	94.3	"	"	"	"	"	
2,4,6-Trichlorophenol	"	ND	----	94.3	"	"	"	"	"	

<i>Surrogate(s):</i>	<i>2-Fluorobiphenyl</i>	<i>66.4%</i>	<i>28 - 118 %</i>	<i>"</i>	<i>"</i>	<i>J</i>
	<i>2-Fluorophenol</i>	<i>37.9%</i>	<i>12 - 100 %</i>	<i>"</i>	<i>"</i>	<i>J</i>
	<i>Nitrobenzene-d5</i>	<i>65.5%</i>	<i>37 - 124 %</i>	<i>"</i>	<i>"</i>	<i>J</i>
	<i>Phenol-d6</i>	<i>23.7%</i>	<i>4 - 105 %</i>	<i>"</i>	<i>"</i>	<i>J</i>
	<i>p-Terphenyl-d14</i>	<i>66.9%</i>	<i>44 - 140 %</i>	<i>"</i>	<i>"</i>	<i>J</i>
	<i>2,4,6-Tribromophenol</i>	<i>60.4%</i>	<i>31 - 142 %</i>	<i>"</i>	<i>"</i>	<i>J</i>

Sarah Rockwell

Sarah Rockwell, Project Manager



SLR-Portland	Project Name: Jeld Wen- Nord Door	Report Created:
1800 Blankenship Road Suite 440	Project Number: 008.228.00013	05/26/06 17:52
West Linn, OR 97068	Project Manager: R. Scott Miller	

Semivolatile Organic Compounds per EPA Method 8270C
TestAmerica - Portland, OR

Analyte	Method	Result	MDL*	MRL	Units	Dil	Batch	Prepared	Analyzed	Notes
PPE0193-21 (GP16-8)		Soil			Sampled: 05/01/06 15:55					R-05
Carbazole	EPA 8270C	ND	----	0.823	mg/kg dry	1x	6050448	05/10/06 11:30	05/19/06 02:30	A-02
Acenaphthene	"	ND	----	0.823	"	"	"	"	"	A-02
Acenaphthylene	"	ND	----	0.823	"	"	"	"	"	A-02
Anthracene	"	ND	----	0.823	"	"	"	"	"	A-02
Benzo (a) anthracene	"	ND	----	0.823	"	"	"	"	"	A-02
Benzo (a) pyrene	"	ND	----	0.823	"	"	"	"	"	A-02
Benzo (b) fluoranthene	"	ND	----	0.823	"	"	"	"	"	A-02
Benzo (ghi) perylene	"	ND	----	0.823	"	"	"	"	"	A-02
Benzo (k) fluoranthene	"	ND	----	0.823	"	"	"	"	"	A-02
Benzoic Acid	"	ND	----	2.49	"	"	"	"	"	
Benzyl alcohol	"	ND	----	2.49	"	"	"	"	"	
4-Bromophenyl phenyl ether	"	ND	----	0.823	"	"	"	"	"	
Butyl benzyl phthalate	"	ND	----	0.823	"	"	"	"	"	
4-Chloro-3-methylphenol	"	ND	----	0.823	"	"	"	"	"	
4-Chloroaniline	"	ND	----	4.99	"	"	"	"	"	
Bis(2-chloroethoxy)methane	"	ND	----	0.823	"	"	"	"	"	
Bis(2-chloroethyl)ether	"	ND	----	0.823	"	"	"	"	"	
Bis(2-chloroisopropyl)ether	"	ND	----	0.823	"	"	"	"	"	
2-Chloronaphthalene	"	ND	----	0.823	"	"	"	"	"	
2-Chlorophenol	"	ND	----	0.823	"	"	"	"	"	
4-Chlorophenyl phenyl ether	"	ND	----	0.823	"	"	"	"	"	
Chrysene	"	ND	----	0.823	"	"	"	"	"	A-02
Di-n-butyl phthalate	"	ND	----	2.49	"	"	"	"	"	
Di-n-octyl phthalate	"	ND	----	0.823	"	"	"	"	"	
Dibenzo (a,h) anthracene	"	ND	----	0.823	"	"	"	"	"	A-02
Dibenzofuran	"	ND	----	0.823	"	"	"	"	"	A-02
1,2-Dichlorobenzene	"	ND	----	2.49	"	"	"	"	"	
1,3-Dichlorobenzene	"	ND	----	2.49	"	"	"	"	"	
1,4-Dichlorobenzene	"	ND	----	2.49	"	"	"	"	"	
3,3'-Dichlorobenzidine	"	ND	----	2.49	"	"	"	"	"	
2,4-Dichlorophenol	"	ND	----	0.823	"	"	"	"	"	
Diethyl phthalate	"	ND	----	0.823	"	"	"	"	"	
2,4-Dimethylphenol	"	ND	----	2.49	"	"	"	"	"	A-02
Dimethyl phthalate	"	ND	----	0.823	"	"	"	"	"	
4,6-Dinitro-2-methylphenol	"	ND	----	2.49	"	"	"	"	"	
2,4-Dinitrophenol	"	ND	----	4.99	"	"	"	"	"	
2,4-Dinitrotoluene	"	ND	----	1.25	"	"	"	"	"	
2,6-Dinitrotoluene	"	ND	----	1.25	"	"	"	"	"	

TestAmerica - Portland, OR

The results in this report apply to the samples analyzed in accordance with the chain of custody document. This analytical report must be reproduced in its entirety.

Sarah Rockwell

Sarah Rockwell, Project Manager



SLR-Portland	Project Name: Jeld Wen- Nord Door	Report Created:
1800 Blankenship Road Suite 440	Project Number: 008.228.00013	05/26/06 17:52
West Linn, OR 97068	Project Manager: R. Scott Miller	

Semivolatile Organic Compounds per EPA Method 8270C
TestAmerica - Portland, OR

Analyte	Method	Result	MDL*	MRL	Units	Dil	Batch	Prepared	Analyzed	Notes
PPE0193-21 (GP16-8)		Soil			Sampled: 05/01/06 15:55					R-05
Bis(2-ethylhexyl)phthalate	EPA 8270C	ND	----	4.99	mg/kg dry	1x	6050448	05/10/06 11:30	05/19/06 02:30	
Fluoranthene	"	ND	----	0.823	"	"	"	"	"	A-02
Fluorene	"	ND	----	0.823	"	"	"	"	"	A-02
Hexachlorobenzene	"	ND	----	0.823	"	"	"	"	"	
Hexachlorobutadiene	"	ND	----	2.49	"	"	"	"	"	
Hexachlorocyclopentadiene	"	ND	----	2.49	"	"	"	"	"	
Hexachloroethane	"	ND	----	2.49	"	"	"	"	"	
Indeno (1,2,3-cd) pyrene	"	ND	----	0.823	"	"	"	"	"	A-02
Isophorone	"	ND	----	0.823	"	"	"	"	"	A-02
2-Methylnaphthalene	"	ND	----	0.823	"	"	"	"	"	A-02
2-Methylphenol	"	ND	----	0.823	"	"	"	"	"	A-02
3-,4-Methylphenol	"	ND	----	0.823	"	"	"	"	"	A-02
Naphthalene	"	ND	----	0.823	"	"	"	"	"	A-02
2-Nitroaniline	"	ND	----	0.823	"	"	"	"	"	
3-Nitroaniline	"	ND	----	2.49	"	"	"	"	"	
4-Nitroaniline	"	ND	----	0.823	"	"	"	"	"	
Nitrobenzene	"	ND	----	0.823	"	"	"	"	"	
2-Nitrophenol	"	ND	----	0.823	"	"	"	"	"	
4-Nitrophenol	"	ND	----	2.49	"	"	"	"	"	
N-Nitrosodi-n-propylamine	"	ND	----	0.823	"	"	"	"	"	
N-Nitrosodiphenylamine	"	ND	----	0.823	"	"	"	"	"	
Pentachlorophenol	"	ND	----	2.49	"	"	"	"	"	A-02
Phenanthrene	"	ND	----	0.823	"	"	"	"	"	A-02
Phenol	"	ND	----	0.823	"	"	"	"	"	A-02
Pyrene	"	ND	----	0.823	"	"	"	"	"	A-02
1,2,4-Trichlorobenzene	"	ND	----	2.49	"	"	"	"	"	
2,4,5-Trichlorophenol	"	ND	----	0.823	"	"	"	"	"	
2,4,6-Trichlorophenol	"	ND	----	0.823	"	"	"	"	"	
<i>Surrogate(s):</i>										
	2-Fluorobiphenyl		84.3%		44 - 146 %	"			"	
	2-Fluorophenol		67.8%		42 - 126 %	"			"	
	Nitrobenzene-d5		61.2%		42 - 126 %	"			"	
	Phenol-d6		71.0%		42 - 131 %	"			"	
	p-Terphenyl-d14		108%		49 - 150 %	"			"	
	2,4,6-Tribromophenol		87.3%		48 - 119 %	"			"	

Sarah Rockwell

Sarah Rockwell, Project Manager



SLR-Portland	Project Name: Jeld Wen- Nord Door	Report Created:
1800 Blankenship Road Suite 440	Project Number: 008.228.00013	05/26/06 17:52
West Linn, OR 97068	Project Manager: R. Scott Miller	

Semivolatile Organic Compounds per EPA Method 8270C
TestAmerica - Portland, OR

Analyte	Method	Result	MDL*	MRL	Units	Dil	Batch	Prepared	Analyzed	Notes
PPE0193-22 (GP16-GW)		Water			Sampled: 05/01/06 15:34					
Carbazole	EPA 8270C	ND	----	4.72	ug/l	1x	6050299	05/05/06 20:00	05/18/06 06:09	A-02
Acenaphthene	"	252	----	23.6	"	5x	"	"	05/18/06 22:50	A-02
Acenaphthylene	"	ND	----	4.72	"	1x	"	"	05/18/06 06:09	A-02
Anthracene	"	ND	----	4.72	"	"	"	"	"	A-02
Benzo (a) anthracene	"	ND	----	4.72	"	"	"	"	"	A-02
Benzo (a) pyrene	"	ND	----	4.72	"	"	"	"	"	A-02
Benzo (b) fluoranthene	"	ND	----	4.72	"	"	"	"	"	A-02
Benzo (ghi) perylene	"	ND	----	4.72	"	"	"	"	"	A-02
Benzo (k) fluoranthene	"	ND	----	4.72	"	"	"	"	"	A-02
Benzoic Acid	"	ND	----	47.2	"	"	"	"	"	
Benzyl alcohol	"	ND	----	9.43	"	"	"	"	"	
4-Bromophenyl phenyl ether	"	ND	----	4.72	"	"	"	"	"	
Butyl benzyl phthalate	"	ND	----	4.72	"	"	"	"	"	
4-Chloro-3-methylphenol	"	ND	----	4.72	"	"	"	"	"	
4-Chloroaniline	"	ND	----	18.9	"	"	"	"	"	
Bis(2-chloroethoxy)methane	"	ND	----	9.43	"	"	"	"	"	
Bis(2-chloroethyl)ether	"	ND	----	4.72	"	"	"	"	"	
Bis(2-chloroisopropyl)ether	"	ND	----	9.43	"	"	"	"	"	
2-Chloronaphthalene	"	ND	----	4.72	"	"	"	"	"	
2-Chlorophenol	"	ND	----	4.72	"	"	"	"	"	
4-Chlorophenyl phenyl ether	"	ND	----	4.72	"	"	"	"	"	
Chrysene	"	ND	----	4.72	"	"	"	"	"	A-02
Di-n-butyl phthalate	"	ND	----	4.72	"	"	"	"	"	
Di-n-octyl phthalate	"	ND	----	4.72	"	"	"	"	"	
Dibenzo (a,h) anthracene	"	ND	----	4.72	"	"	"	"	"	A-02
Dibenzofuran	"	12.3	----	4.72	"	"	"	"	"	A-02
1,2-Dichlorobenzene	"	ND	----	4.72	"	"	"	"	"	
1,3-Dichlorobenzene	"	ND	----	4.72	"	"	"	"	"	
1,4-Dichlorobenzene	"	ND	----	4.72	"	"	"	"	"	
3,3'-Dichlorobenzidine	"	ND	----	4.72	"	"	"	"	"	
2,4-Dichlorophenol	"	ND	----	4.72	"	"	"	"	"	
Diethyl phthalate	"	ND	----	4.72	"	"	"	"	"	
2,4-Dimethylphenol	"	ND	----	9.43	"	"	"	"	"	A-02
Dimethyl phthalate	"	ND	----	4.72	"	"	"	"	"	
4,6-Dinitro-2-methylphenol	"	ND	----	9.43	"	"	"	"	"	
2,4-Dinitrophenol	"	ND	----	23.6	"	"	"	"	"	
2,4-Dinitrotoluene	"	ND	----	4.72	"	"	"	"	"	
2,6-Dinitrotoluene	"	ND	----	4.72	"	"	"	"	"	

TestAmerica - Portland, OR

The results in this report apply to the samples analyzed in accordance with the chain of custody document. This analytical report must be reproduced in its entirety.

Sarah Rockwell

Sarah Rockwell, Project Manager



SLR-Portland	Project Name: Jeld Wen- Nord Door	Report Created:
1800 Blankenship Road Suite 440	Project Number: 008.228.00013	05/26/06 17:52
West Linn, OR 97068	Project Manager: R. Scott Miller	

Semivolatile Organic Compounds per EPA Method 8270C
TestAmerica - Portland, OR

Analyte	Method	Result	MDL*	MRL	Units	Dil	Batch	Prepared	Analyzed	Notes
PPE0193-22 (GP16-GW)		Water								
		Sampled: 05/01/06 15:34								
Bis(2-ethylhexyl)phthalate	EPA 8270C	ND	----	9.43	ug/l	1x	6050299	05/05/06 20:00	05/18/06 06:09	
Fluoranthene	"	ND	----	4.72	"	"	"	"	"	A-02
Fluorene	"	100	----	4.72	"	"	"	"	"	A-02
Hexachlorobenzene	"	ND	----	4.72	"	"	"	"	"	
Hexachlorobutadiene	"	ND	----	9.43	"	"	"	"	"	
Hexachlorocyclopentadiene	"	ND	----	9.43	"	"	"	"	"	
Hexachloroethane	"	ND	----	9.43	"	"	"	"	"	
Indeno (1,2,3-cd) pyrene	"	ND	----	4.72	"	"	"	"	"	A-02
Isophorone	"	ND	----	4.72	"	"	"	"	"	A-02
2-Methylnaphthalene	"	ND	----	4.72	"	"	"	"	"	A-02
2-Methylphenol	"	ND	----	9.43	"	"	"	"	"	A-02
3-,4-Methylphenol	"	ND	----	4.72	"	"	"	"	"	A-02
Naphthalene	"	ND	----	4.72	"	"	"	"	"	A-02
2-Nitroaniline	"	ND	----	4.72	"	"	"	"	"	
3-Nitroaniline	"	ND	----	9.43	"	"	"	"	"	
4-Nitroaniline	"	ND	----	9.43	"	"	"	"	"	
Nitrobenzene	"	ND	----	4.72	"	"	"	"	"	
2-Nitrophenol	"	ND	----	4.72	"	"	"	"	"	
4-Nitrophenol	"	ND	----	23.6	"	"	"	"	"	
N-Nitrosodi-n-propylamine	"	ND	----	9.43	"	"	"	"	"	
N-Nitrosodiphenylamine	"	ND	----	4.72	"	"	"	"	"	
Pentachlorophenol	"	ND	----	9.43	"	"	"	"	"	A-02
Phenanthrene	"	33.3	----	4.72	"	"	"	"	"	A-02
Phenol	"	ND	----	4.72	"	"	"	"	"	A-02
Pyrene	"	ND	----	4.72	"	"	"	"	"	A-02
1,2,4-Trichlorobenzene	"	ND	----	4.72	"	"	"	"	"	
2,4,5-Trichlorophenol	"	ND	----	4.72	"	"	"	"	"	
2,4,6-Trichlorophenol	"	ND	----	4.72	"	"	"	"	"	
<i>Surrogate(s):</i>	<i>2-Fluorobiphenyl</i>	<i>96.9%</i>		<i>28 - 118 %</i>		<i>"</i>			<i>"</i>	
	<i>2-Fluorophenol</i>	<i>85.2%</i>		<i>12 - 100 %</i>		<i>"</i>			<i>"</i>	
	<i>Nitrobenzene-d5</i>	<i>88.0%</i>		<i>37 - 124 %</i>		<i>"</i>			<i>"</i>	
	<i>Phenol-d6</i>	<i>82.4%</i>		<i>4 - 105 %</i>		<i>"</i>			<i>"</i>	
	<i>p-Terphenyl-d14</i>	<i>112%</i>		<i>44 - 140 %</i>		<i>"</i>			<i>"</i>	
	<i>2,4,6-Tribromophenol</i>	<i>103%</i>		<i>31 - 142 %</i>		<i>"</i>			<i>"</i>	

Sarah Rockwell

Sarah Rockwell, Project Manager



SLR-Portland	Project Name: Jeld Wen- Nord Door	Report Created:
1800 Blankenship Road Suite 440	Project Number: 008.228.00013	05/26/06 17:52
West Linn, OR 97068	Project Manager: R. Scott Miller	

Semivolatile Organic Compounds per EPA Method 8270C
TestAmerica - Portland, OR

Analyte	Method	Result	MDL*	MRL	Units	Dil	Batch	Prepared	Analyzed	Notes
PPE0193-24 (GP7-GW)		Water			Sampled: 05/02/06 08:20					
Carbazole	EPA 8270C	ND	----	4.76	ug/l	1x	6050299	05/05/06 20:00	05/17/06 01:25	A-02
Acenaphthene	"	ND	----	4.76	"	"	"	"	"	A-02
Acenaphthylene	"	ND	----	4.76	"	"	"	"	"	A-02
Anthracene	"	ND	----	4.76	"	"	"	"	"	A-02
Benzo (a) anthracene	"	ND	----	4.76	"	"	"	"	"	A-02
Benzo (a) pyrene	"	ND	----	4.76	"	"	"	"	"	A-02
Benzo (b) fluoranthene	"	ND	----	4.76	"	"	"	"	"	A-02
Benzo (ghi) perylene	"	ND	----	4.76	"	"	"	"	"	A-02
Benzo (k) fluoranthene	"	ND	----	4.76	"	"	"	"	"	A-02
Benzoic Acid	"	ND	----	47.6	"	"	"	"	"	
Benzyl alcohol	"	ND	----	9.52	"	"	"	"	"	
4-Bromophenyl phenyl ether	"	ND	----	4.76	"	"	"	"	"	
Butyl benzyl phthalate	"	ND	----	4.76	"	"	"	"	"	
4-Chloro-3-methylphenol	"	ND	----	4.76	"	"	"	"	"	
4-Chloroaniline	"	ND	----	19.0	"	"	"	"	"	
Bis(2-chloroethoxy)methane	"	ND	----	9.52	"	"	"	"	"	
Bis(2-chloroethyl)ether	"	ND	----	4.76	"	"	"	"	"	
Bis(2-chloroisopropyl)ether	"	ND	----	9.52	"	"	"	"	"	
2-Chloronaphthalene	"	ND	----	4.76	"	"	"	"	"	
2-Chlorophenol	"	ND	----	4.76	"	"	"	"	"	
4-Chlorophenyl phenyl ether	"	ND	----	4.76	"	"	"	"	"	
Chrysene	"	ND	----	4.76	"	"	"	"	"	A-02
Di-n-butyl phthalate	"	ND	----	4.76	"	"	"	"	"	
Di-n-octyl phthalate	"	ND	----	4.76	"	"	"	"	"	
Dibenzo (a,h) anthracene	"	ND	----	4.76	"	"	"	"	"	A-02
Dibenzofuran	"	ND	----	4.76	"	"	"	"	"	A-02
1,2-Dichlorobenzene	"	ND	----	4.76	"	"	"	"	"	
1,3-Dichlorobenzene	"	ND	----	4.76	"	"	"	"	"	
1,4-Dichlorobenzene	"	ND	----	4.76	"	"	"	"	"	
3,3'-Dichlorobenzidine	"	ND	----	4.76	"	"	"	"	"	
2,4-Dichlorophenol	"	ND	----	4.76	"	"	"	"	"	
Diethyl phthalate	"	ND	----	4.76	"	"	"	"	"	
2,4-Dimethylphenol	"	ND	----	9.52	"	"	"	"	"	A-02
Dimethyl phthalate	"	ND	----	4.76	"	"	"	"	"	
4,6-Dinitro-2-methylphenol	"	ND	----	9.52	"	"	"	"	"	
2,4-Dinitrophenol	"	ND	----	23.8	"	"	"	"	"	
2,4-Dinitrotoluene	"	ND	----	4.76	"	"	"	"	"	
2,6-Dinitrotoluene	"	ND	----	4.76	"	"	"	"	"	

TestAmerica - Portland, OR

The results in this report apply to the samples analyzed in accordance with the chain of custody document. This analytical report must be reproduced in its entirety.

Sarah Rockwell

Sarah Rockwell, Project Manager



SLR-Portland	Project Name: Jeld Wen- Nord Door	Report Created:
1800 Blankenship Road Suite 440	Project Number: 008.228.00013	05/26/06 17:52
West Linn, OR 97068	Project Manager: R. Scott Miller	

Semivolatile Organic Compounds per EPA Method 8270C
 TestAmerica - Portland, OR

Analyte	Method	Result	MDL*	MRL	Units	Dil	Batch	Prepared	Analyzed	Notes
PPE0193-24 (GP7-GW)		Water			Sampled: 05/02/06 08:20					
Bis(2-ethylhexyl)phthalate	EPA 8270C	ND	----	9.52	ug/l	1x	6050299	05/05/06 20:00	05/17/06 01:25	
Fluoranthene	"	ND	----	4.76	"	"	"	"	"	A-02
Fluorene	"	ND	----	4.76	"	"	"	"	"	A-02
Hexachlorobenzene	"	ND	----	4.76	"	"	"	"	"	
Hexachlorobutadiene	"	ND	----	9.52	"	"	"	"	"	
Hexachlorocyclopentadiene	"	ND	----	9.52	"	"	"	"	"	
Hexachloroethane	"	ND	----	9.52	"	"	"	"	"	
Indeno (1,2,3-cd) pyrene	"	ND	----	4.76	"	"	"	"	"	A-02
Isophorone	"	ND	----	4.76	"	"	"	"	"	A-02
2-Methylnaphthalene	"	ND	----	4.76	"	"	"	"	"	A-02
2-Methylphenol	"	ND	----	9.52	"	"	"	"	"	A-02
3-,4-Methylphenol	"	ND	----	4.76	"	"	"	"	"	A-02
Naphthalene	"	ND	----	4.76	"	"	"	"	"	A-02
2-Nitroaniline	"	ND	----	4.76	"	"	"	"	"	
3-Nitroaniline	"	ND	----	9.52	"	"	"	"	"	
4-Nitroaniline	"	ND	----	9.52	"	"	"	"	"	
Nitrobenzene	"	ND	----	4.76	"	"	"	"	"	
2-Nitrophenol	"	ND	----	4.76	"	"	"	"	"	
4-Nitrophenol	"	ND	----	23.8	"	"	"	"	"	
N-Nitrosodi-n-propylamine	"	ND	----	9.52	"	"	"	"	"	
N-Nitrosodiphenylamine	"	ND	----	4.76	"	"	"	"	"	
Pentachlorophenol	"	ND	----	9.52	"	"	"	"	"	A-02
Phenanthrene	"	ND	----	4.76	"	"	"	"	"	A-02
Phenol	"	ND	----	4.76	"	"	"	"	"	A-02
Pyrene	"	ND	----	4.76	"	"	"	"	"	A-02
1,2,4-Trichlorobenzene	"	ND	----	4.76	"	"	"	"	"	
2,4,5-Trichlorophenol	"	ND	----	4.76	"	"	"	"	"	
2,4,6-Trichlorophenol	"	ND	----	4.76	"	"	"	"	"	
<i>Surrogate(s):</i>										
	2-Fluorobiphenyl		85.2%			28 - 118 %	"		"	
	2-Fluorophenol		81.8%			12 - 100 %	"		"	
	Nitrobenzene-d5		79.4%			37 - 124 %	"		"	
	Phenol-d6		79.0%			4 - 105 %	"		"	
	p-Terphenyl-d14		109%			44 - 140 %	"		"	
	2,4,6-Tribromophenol		95.1%			31 - 142 %	"		"	

Sarah Rockwell

Sarah Rockwell, Project Manager



SLR-Portland	Project Name: Jeld Wen- Nord Door	Report Created:
1800 Blankenship Road Suite 440	Project Number: 008.228.00013	05/26/06 17:52
West Linn, OR 97068	Project Manager: R. Scott Miller	

Semivolatile Organic Compounds per EPA Method 8270C
TestAmerica - Portland, OR

Analyte	Method	Result	MDL*	MRL	Units	Dil	Batch	Prepared	Analyzed	Notes
PPE0193-34 (GP42-GW)		Water			Sampled: 05/02/06 12:55					
Carbazole	EPA 8270C	ND	----	4.76	ug/l	1x	6050299	05/05/06 20:00	05/17/06 02:09	A-02
Acenaphthene	"	ND	----	4.76	"	"	"	"	"	A-02
Acenaphthylene	"	ND	----	4.76	"	"	"	"	"	A-02
Anthracene	"	ND	----	4.76	"	"	"	"	"	A-02
Benzo (a) anthracene	"	ND	----	4.76	"	"	"	"	"	A-02
Benzo (a) pyrene	"	ND	----	4.76	"	"	"	"	"	A-02
Benzo (b) fluoranthene	"	ND	----	4.76	"	"	"	"	"	A-02
Benzo (ghi) perylene	"	ND	----	4.76	"	"	"	"	"	A-02
Benzo (k) fluoranthene	"	ND	----	4.76	"	"	"	"	"	A-02
Benzoic Acid	"	ND	----	47.6	"	"	"	"	"	
Benzyl alcohol	"	ND	----	9.52	"	"	"	"	"	
4-Bromophenyl phenyl ether	"	ND	----	4.76	"	"	"	"	"	
Butyl benzyl phthalate	"	ND	----	4.76	"	"	"	"	"	
4-Chloro-3-methylphenol	"	ND	----	4.76	"	"	"	"	"	
4-Chloroaniline	"	ND	----	19.0	"	"	"	"	"	
Bis(2-chloroethoxy)methane	"	ND	----	9.52	"	"	"	"	"	
Bis(2-chloroethyl)ether	"	ND	----	4.76	"	"	"	"	"	
Bis(2-chloroisopropyl)ether	"	ND	----	9.52	"	"	"	"	"	
2-Chloronaphthalene	"	ND	----	4.76	"	"	"	"	"	
2-Chlorophenol	"	ND	----	4.76	"	"	"	"	"	
4-Chlorophenyl phenyl ether	"	ND	----	4.76	"	"	"	"	"	
Chrysene	"	ND	----	4.76	"	"	"	"	"	A-02
Di-n-butyl phthalate	"	ND	----	4.76	"	"	"	"	"	
Di-n-octyl phthalate	"	ND	----	4.76	"	"	"	"	"	
Dibenzo (a,h) anthracene	"	ND	----	4.76	"	"	"	"	"	A-02
Dibenzofuran	"	ND	----	4.76	"	"	"	"	"	A-02
1,2-Dichlorobenzene	"	ND	----	4.76	"	"	"	"	"	
1,3-Dichlorobenzene	"	ND	----	4.76	"	"	"	"	"	
1,4-Dichlorobenzene	"	ND	----	4.76	"	"	"	"	"	
3,3'-Dichlorobenzidine	"	ND	----	4.76	"	"	"	"	"	
2,4-Dichlorophenol	"	ND	----	4.76	"	"	"	"	"	
Diethyl phthalate	"	ND	----	4.76	"	"	"	"	"	
2,4-Dimethylphenol	"	ND	----	9.52	"	"	"	"	"	A-02
Dimethyl phthalate	"	ND	----	4.76	"	"	"	"	"	
4,6-Dinitro-2-methylphenol	"	ND	----	9.52	"	"	"	"	"	
2,4-Dinitrophenol	"	ND	----	23.8	"	"	"	"	"	
2,4-Dinitrotoluene	"	ND	----	4.76	"	"	"	"	"	
2,6-Dinitrotoluene	"	ND	----	4.76	"	"	"	"	"	

TestAmerica - Portland, OR

The results in this report apply to the samples analyzed in accordance with the chain of custody document. This analytical report must be reproduced in its entirety.

Sarah Rockwell

Sarah Rockwell, Project Manager



SLR-Portland	Project Name: Jeld Wen- Nord Door	Report Created:
1800 Blankenship Road Suite 440	Project Number: 008.228.00013	05/26/06 17:52
West Linn, OR 97068	Project Manager: R. Scott Miller	

Semivolatile Organic Compounds per EPA Method 8270C
TestAmerica - Portland, OR

Analyte	Method	Result	MDL*	MRL	Units	Dil	Batch	Prepared	Analyzed	Notes
PPE0193-34 (GP42-GW)		Water			Sampled: 05/02/06 12:55					
Bis(2-ethylhexyl)phthalate	EPA 8270C	ND	----	9.52	ug/l	1x	6050299	05/05/06 20:00	05/17/06 02:09	
Fluoranthene	"	ND	----	4.76	"	"	"	"	"	A-02
Fluorene	"	ND	----	4.76	"	"	"	"	"	A-02
Hexachlorobenzene	"	ND	----	4.76	"	"	"	"	"	
Hexachlorobutadiene	"	ND	----	9.52	"	"	"	"	"	
Hexachlorocyclopentadiene	"	ND	----	9.52	"	"	"	"	"	
Hexachloroethane	"	ND	----	9.52	"	"	"	"	"	
Indeno (1,2,3-cd) pyrene	"	ND	----	4.76	"	"	"	"	"	A-02
Isophorone	"	ND	----	4.76	"	"	"	"	"	A-02
2-Methylnaphthalene	"	ND	----	4.76	"	"	"	"	"	A-02
2-Methylphenol	"	ND	----	9.52	"	"	"	"	"	A-02
3-,4-Methylphenol	"	ND	----	4.76	"	"	"	"	"	A-02
Naphthalene	"	ND	----	4.76	"	"	"	"	"	A-02
2-Nitroaniline	"	ND	----	4.76	"	"	"	"	"	
3-Nitroaniline	"	ND	----	9.52	"	"	"	"	"	
4-Nitroaniline	"	ND	----	9.52	"	"	"	"	"	
Nitrobenzene	"	ND	----	4.76	"	"	"	"	"	
2-Nitrophenol	"	ND	----	4.76	"	"	"	"	"	
4-Nitrophenol	"	ND	----	23.8	"	"	"	"	"	
N-Nitrosodi-n-propylamine	"	ND	----	9.52	"	"	"	"	"	
N-Nitrosodiphenylamine	"	ND	----	4.76	"	"	"	"	"	
Pentachlorophenol	"	ND	----	9.52	"	"	"	"	"	A-02
Phenanthrene	"	ND	----	4.76	"	"	"	"	"	A-02
Phenol	"	ND	----	4.76	"	"	"	"	"	A-02
Pyrene	"	ND	----	4.76	"	"	"	"	"	A-02
1,2,4-Trichlorobenzene	"	ND	----	4.76	"	"	"	"	"	
2,4,5-Trichlorophenol	"	ND	----	4.76	"	"	"	"	"	
2,4,6-Trichlorophenol	"	ND	----	4.76	"	"	"	"	"	
<i>Surrogate(s): 2-Fluorobiphenyl</i>				83.2%		28 - 118 %	"		"	
<i>2-Fluorophenol</i>				89.5%		12 - 100 %	"		"	
<i>Nitrobenzene-d5</i>				85.4%		37 - 124 %	"		"	
<i>Phenol-d6</i>				86.7%		4 - 105 %	"		"	
<i>p-Terphenyl-d14</i>				110%		44 - 140 %	"		"	
<i>2,4,6-Tribromophenol</i>				93.7%		31 - 142 %	"		"	

TestAmerica - Portland, OR

The results in this report apply to the samples analyzed in accordance with the chain of custody document. This analytical report must be reproduced in its entirety.

Sarah Rockwell

Sarah Rockwell, Project Manager



SLR-Portland	Project Name: Jeld Wen- Nord Door	Report Created:
1800 Blankenship Road Suite 440	Project Number: 008.228.00013	05/26/06 17:52
West Linn, OR 97068	Project Manager: R. Scott Miller	

Semivolatile Organic Compounds per EPA Method 8270C
 TestAmerica - Portland, OR

Analyte	Method	Result	MDL*	MRL	Units	Dil	Batch	Prepared	Analyzed	Notes
PPE0193-37 (GP12-8)		Soil			Sampled: 05/02/06 15:30					R-05
Carbazole	EPA 8270C	ND	----	84.2	mg/kg dry	100x	6050448	05/10/06 11:30	05/18/06 04:42	A-02
Acenaphthene	"	287	----	84.2	"	"	"	"	"	A-02
Acenaphthylene	"	ND	----	84.2	"	"	"	"	"	A-02
Anthracene	"	185	----	84.2	"	"	"	"	"	A-02
Benzo (a) anthracene	"	152	----	84.2	"	"	"	"	"	A-02
Benzo (a) pyrene	"	104	----	84.2	"	"	"	"	"	A-02
Benzo (b) fluoranthene	"	92.8	----	84.2	"	"	"	"	"	A-02
Benzo (ghi) perylene	"	ND	----	84.2	"	"	"	"	"	A-02
Benzo (k) fluoranthene	"	102	----	84.2	"	"	"	"	"	A-02
Benzoic Acid	"	ND	----	255	"	"	"	"	"	
Benzyl alcohol	"	ND	----	255	"	"	"	"	"	
4-Bromophenyl phenyl ether	"	ND	----	84.2	"	"	"	"	"	
Butyl benzyl phthalate	"	ND	----	84.2	"	"	"	"	"	
4-Chloro-3-methylphenol	"	ND	----	84.2	"	"	"	"	"	
4-Chloroaniline	"	ND	----	510	"	"	"	"	"	
Bis(2-chloroethoxy)methane	"	ND	----	84.2	"	"	"	"	"	
Bis(2-chloroethyl)ether	"	ND	----	84.2	"	"	"	"	"	
Bis(2-chloroisopropyl)ether	"	ND	----	84.2	"	"	"	"	"	
2-Chloronaphthalene	"	ND	----	84.2	"	"	"	"	"	
2-Chlorophenol	"	ND	----	84.2	"	"	"	"	"	
4-Chlorophenyl phenyl ether	"	ND	----	84.2	"	"	"	"	"	
Chrysene	"	261	----	84.2	"	"	"	"	"	A-02
Di-n-butyl phthalate	"	ND	----	255	"	"	"	"	"	
Di-n-octyl phthalate	"	ND	----	84.2	"	"	"	"	"	
Dibenzo (a,h) anthracene	"	ND	----	84.2	"	"	"	"	"	A-02
Dibenzofuran	"	143	----	84.2	"	"	"	"	"	A-02
1,2-Dichlorobenzene	"	ND	----	255	"	"	"	"	"	
1,3-Dichlorobenzene	"	ND	----	255	"	"	"	"	"	
1,4-Dichlorobenzene	"	ND	----	255	"	"	"	"	"	
3,3'-Dichlorobenzidine	"	ND	----	255	"	"	"	"	"	
2,4-Dichlorophenol	"	ND	----	84.2	"	"	"	"	"	
Diethyl phthalate	"	ND	----	84.2	"	"	"	"	"	
2,4-Dimethylphenol	"	ND	----	255	"	"	"	"	"	A-02
Dimethyl phthalate	"	ND	----	84.2	"	"	"	"	"	
4,6-Dinitro-2-methylphenol	"	ND	----	255	"	"	"	"	"	
2,4-Dinitrophenol	"	ND	----	510	"	"	"	"	"	
2,4-Dinitrotoluene	"	ND	----	128	"	"	"	"	"	
2,6-Dinitrotoluene	"	ND	----	128	"	"	"	"	"	
Bis(2-ethylhexyl)phthalate	"	ND	----	510	"	"	"	"	"	

TestAmerica - Portland, OR

The results in this report apply to the samples analyzed in accordance with the chain of custody document. This analytical report must be reproduced in its entirety.

Sarah Rockwell

Sarah Rockwell, Project Manager



SLR-Portland	Project Name: Jeld Wen- Nord Door	Report Created:
1800 Blankenship Road Suite 440	Project Number: 008.228.00013	05/26/06 17:52
West Linn, OR 97068	Project Manager: R. Scott Miller	

Semivolatile Organic Compounds per EPA Method 8270C
TestAmerica - Portland, OR

Analyte	Method	Result	MDL*	MRL	Units	Dil	Batch	Prepared	Analyzed	Notes
PPE0193-37 (GP12-8)		Soil			Sampled: 05/02/06 15:30					R-05
Fluoranthene	"	629	----	84.2	"	"	"	"	"	A-02
Fluorene	"	271	----	84.2	"	"	"	"	"	A-02
Hexachlorobenzene	"	ND	----	84.2	"	"	"	"	"	
Hexachlorobutadiene	"	ND	----	255	"	"	"	"	"	
Hexachlorocyclopentadiene	"	ND	----	255	"	"	"	"	"	
Hexachloroethane	"	ND	----	255	"	"	"	"	"	
Indeno (1,2,3-cd) pyrene	"	ND	----	84.2	"	"	"	"	"	A-02
Isophorone	"	ND	----	84.2	"	"	"	"	"	A-02
2-Methylnaphthalene	"	ND	----	84.2	"	"	"	"	"	A-02
2-Methylphenol	"	ND	----	84.2	"	"	"	"	"	A-02
3-,4-Methylphenol	"	ND	----	84.2	"	"	"	"	"	A-02
Naphthalene	"	ND	----	84.2	"	"	"	"	"	A-02
2-Nitroaniline	"	ND	----	84.2	"	"	"	"	"	
3-Nitroaniline	"	ND	----	255	"	"	"	"	"	
4-Nitroaniline	"	ND	----	84.2	"	"	"	"	"	
Nitrobenzene	"	ND	----	84.2	"	"	"	"	"	
2-Nitrophenol	"	ND	----	84.2	"	"	"	"	"	
4-Nitrophenol	"	ND	----	255	"	"	"	"	"	
N-Nitrosodi-n-propylamine	"	ND	----	84.2	"	"	"	"	"	
N-Nitrosodiphenylamine	"	ND	----	84.2	"	"	"	"	"	
Pentachlorophenol	"	ND	----	255	"	"	"	"	"	A-02
Phenanthrene	"	705	----	84.2	"	"	"	"	"	A-02
Phenol	"	ND	----	84.2	"	"	"	"	"	A-02
Pyrene	"	577	----	84.2	"	"	"	"	"	A-02
1,2,4-Trichlorobenzene	"	ND	----	255	"	"	"	"	"	
2,4,5-Trichlorophenol	"	ND	----	84.2	"	"	"	"	"	
2,4,6-Trichlorophenol	"	ND	----	84.2	"	"	"	"	"	
<i>Surrogate(s): 2-Fluorobiphenyl</i>			NR		44 - 146 %	"				S-01
<i>2-Fluorophenol</i>			NR		42 - 126 %	"				S-01
<i>Nitrobenzene-d5</i>			NR		42 - 126 %	"				S-01
<i>Phenol-d6</i>			NR		42 - 131 %	"				S-01
<i>p-Terphenyl-d14</i>			NR		49 - 150 %	"				S-01
<i>2,4,6-Tribromophenol</i>			NR		48 - 119 %	"				S-01

Sarah Rockwell

Sarah Rockwell, Project Manager



SLR-Portland	Project Name: Jeld Wen- Nord Door	Report Created:
1800 Blankenship Road Suite 440	Project Number: 008.228.00013	05/26/06 17:52
West Linn, OR 97068	Project Manager: R. Scott Miller	

Semivolatile Organic Compounds per EPA Method 8270C
TestAmerica - Portland, OR

Analyte	Method	Result	MDL*	MRL	Units	Dil	Batch	Prepared	Analyzed	Notes
PPE0193-38 (GP12-GW)		Water			Sampled: 05/02/06 15:45					
Carbazole	EPA 8270C	5.35	----	4.72	ug/l	1x	6050299	05/05/06 20:00	05/17/06 04:20	A-02, A-03
Acenaphthene	"	63.3	----	4.72	"	"	"	"	"	A-02
Acenaphthylene	"	ND	----	4.72	"	"	"	"	"	A-02
Anthracene	"	ND	----	4.72	"	"	"	"	"	A-02
Benzo (a) anthracene	"	ND	----	4.72	"	"	"	"	"	A-02
Benzo (a) pyrene	"	ND	----	4.72	"	"	"	"	"	A-02
Benzo (b) fluoranthene	"	ND	----	4.72	"	"	"	"	"	A-02
Benzo (ghi) perylene	"	ND	----	4.72	"	"	"	"	"	A-02
Benzo (k) fluoranthene	"	ND	----	4.72	"	"	"	"	"	A-02
Benzoic Acid	"	ND	----	47.2	"	"	"	"	"	
Benzyl alcohol	"	ND	----	9.43	"	"	"	"	"	
4-Bromophenyl phenyl ether	"	ND	----	4.72	"	"	"	"	"	
Butyl benzyl phthalate	"	ND	----	4.72	"	"	"	"	"	
4-Chloro-3-methylphenol	"	ND	----	4.72	"	"	"	"	"	
4-Chloroaniline	"	ND	----	18.9	"	"	"	"	"	
Bis(2-chloroethoxy)methane	"	ND	----	9.43	"	"	"	"	"	
Bis(2-chloroethyl)ether	"	ND	----	4.72	"	"	"	"	"	
Bis(2-chloroisopropyl)ether	"	ND	----	9.43	"	"	"	"	"	
2-Chloronaphthalene	"	ND	----	4.72	"	"	"	"	"	
2-Chlorophenol	"	ND	----	4.72	"	"	"	"	"	
4-Chlorophenyl phenyl ether	"	ND	----	4.72	"	"	"	"	"	
Chrysene	"	ND	----	4.72	"	"	"	"	"	A-02
Di-n-butyl phthalate	"	ND	----	4.72	"	"	"	"	"	
Di-n-octyl phthalate	"	ND	----	4.72	"	"	"	"	"	
Dibenzo (a,h) anthracene	"	ND	----	4.72	"	"	"	"	"	A-02
Dibenzofuran	"	22.4	----	4.72	"	"	"	"	"	A-02
1,2-Dichlorobenzene	"	ND	----	4.72	"	"	"	"	"	
1,3-Dichlorobenzene	"	ND	----	4.72	"	"	"	"	"	
1,4-Dichlorobenzene	"	ND	----	4.72	"	"	"	"	"	
3,3'-Dichlorobenzidine	"	ND	----	4.72	"	"	"	"	"	
2,4-Dichlorophenol	"	ND	----	4.72	"	"	"	"	"	
Diethyl phthalate	"	ND	----	4.72	"	"	"	"	"	
2,4-Dimethylphenol	"	ND	----	9.43	"	"	"	"	"	A-02
Dimethyl phthalate	"	ND	----	4.72	"	"	"	"	"	
4,6-Dinitro-2-methylphenol	"	ND	----	9.43	"	"	"	"	"	
2,4-Dinitrophenol	"	ND	----	23.6	"	"	"	"	"	
2,4-Dinitrotoluene	"	ND	----	4.72	"	"	"	"	"	
2,6-Dinitrotoluene	"	ND	----	4.72	"	"	"	"	"	

TestAmerica - Portland, OR

The results in this report apply to the samples analyzed in accordance with the chain of custody document. This analytical report must be reproduced in its entirety.

Sarah Rockwell

Sarah Rockwell, Project Manager



SLR-Portland	Project Name: Jeld Wen- Nord Door	Report Created:
1800 Blankenship Road Suite 440	Project Number: 008.228.00013	05/26/06 17:52
West Linn, OR 97068	Project Manager: R. Scott Miller	

Semivolatile Organic Compounds per EPA Method 8270C
 TestAmerica - Portland, OR

Analyte	Method	Result	MDL*	MRL	Units	Dil	Batch	Prepared	Analyzed	Notes
PPE0193-38 (GP12-GW)		Water								
		Sampled: 05/02/06 15:45								
Bis(2-ethylhexyl)phthalate	EPA 8270C	ND	----	9.43	ug/l	1x	6050299	05/05/06 20:00	05/17/06 04:20	
Fluoranthene	"	16.2	----	4.72	"	"	"	"	"	A-02
Fluorene	"	35.5	----	4.72	"	"	"	"	"	A-02
Hexachlorobenzene	"	ND	----	4.72	"	"	"	"	"	
Hexachlorobutadiene	"	ND	----	9.43	"	"	"	"	"	
Hexachlorocyclopentadiene	"	ND	----	9.43	"	"	"	"	"	
Hexachloroethane	"	ND	----	9.43	"	"	"	"	"	
Indeno (1,2,3-cd) pyrene	"	ND	----	4.72	"	"	"	"	"	A-02
Isophorone	"	ND	----	4.72	"	"	"	"	"	A-02
2-Methylnaphthalene	"	ND	----	4.72	"	"	"	"	"	A-02
2-Methylphenol	"	ND	----	9.43	"	"	"	"	"	A-02
3-,4-Methylphenol	"	ND	----	4.72	"	"	"	"	"	A-02
Naphthalene	"	ND	----	4.72	"	"	"	"	"	A-02
2-Nitroaniline	"	ND	----	4.72	"	"	"	"	"	
3-Nitroaniline	"	ND	----	9.43	"	"	"	"	"	
4-Nitroaniline	"	ND	----	9.43	"	"	"	"	"	
Nitrobenzene	"	ND	----	4.72	"	"	"	"	"	
2-Nitrophenol	"	ND	----	4.72	"	"	"	"	"	
4-Nitrophenol	"	ND	----	23.6	"	"	"	"	"	
N-Nitrosodi-n-propylamine	"	ND	----	9.43	"	"	"	"	"	
N-Nitrosodiphenylamine	"	ND	----	4.72	"	"	"	"	"	
Pentachlorophenol	"	ND	----	9.43	"	"	"	"	"	A-02
Phenanthrene	"	24.4	----	4.72	"	"	"	"	"	A-02, A-03
Phenol	"	ND	----	4.72	"	"	"	"	"	A-02
Pyrene	"	15.5	----	4.72	"	"	"	"	"	A-02
1,2,4-Trichlorobenzene	"	ND	----	4.72	"	"	"	"	"	
2,4,5-Trichlorophenol	"	ND	----	4.72	"	"	"	"	"	
2,4,6-Trichlorophenol	"	ND	----	4.72	"	"	"	"	"	

<i>Surrogate(s):</i>	<i>2-Fluorobiphenyl</i>	<i>83.8%</i>	<i>28 - 118 %</i>	<i>"</i>	<i>"</i>
	<i>2-Fluorophenol</i>	<i>78.2%</i>	<i>12 - 100 %</i>	<i>"</i>	<i>"</i>
	<i>Nitrobenzene-d5</i>	<i>75.3%</i>	<i>37 - 124 %</i>	<i>"</i>	<i>"</i>
	<i>Phenol-d6</i>	<i>72.5%</i>	<i>4 - 105 %</i>	<i>"</i>	<i>"</i>
	<i>p-Terphenyl-d14</i>	<i>106%</i>	<i>44 - 140 %</i>	<i>"</i>	<i>"</i>
	<i>2,4,6-Tribromophenol</i>	<i>94.4%</i>	<i>31 - 142 %</i>	<i>"</i>	<i>"</i>

TestAmerica - Portland, OR

The results in this report apply to the samples analyzed in accordance with the chain of custody document. This analytical report must be reproduced in its entirety.

Sarah Rockwell

Sarah Rockwell, Project Manager



SLR-Portland	Project Name: Jeld Wen- Nord Door	Report Created:
1800 Blankenship Road Suite 440	Project Number: 008.228.00013	05/26/06 17:52
West Linn, OR 97068	Project Manager: R. Scott Miller	

Semivolatile Organic Compounds per EPA Method 8270C
TestAmerica - Portland, OR

Analyte	Method	Result	MDL*	MRL	Units	Dil	Batch	Prepared	Analyzed	Notes
PPE0193-42 (GP41-GW)		Water			Sampled: 05/02/06 15:00					
Carbazole	EPA 8270C	ND	----	4.76	ug/l	1x	6050299	05/05/06 20:00	05/17/06 03:37	A-02
Acenaphthene	"	ND	----	4.76	"	"	"	"	"	A-02
Acenaphthylene	"	ND	----	4.76	"	"	"	"	"	A-02
Anthracene	"	ND	----	4.76	"	"	"	"	"	A-02
Benzo (a) anthracene	"	ND	----	4.76	"	"	"	"	"	A-02
Benzo (a) pyrene	"	ND	----	4.76	"	"	"	"	"	A-02
Benzo (b) fluoranthene	"	ND	----	4.76	"	"	"	"	"	A-02
Benzo (ghi) perylene	"	ND	----	4.76	"	"	"	"	"	A-02
Benzo (k) fluoranthene	"	ND	----	4.76	"	"	"	"	"	A-02
Benzoic Acid	"	ND	----	47.6	"	"	"	"	"	
Benzyl alcohol	"	ND	----	9.52	"	"	"	"	"	
4-Bromophenyl phenyl ether	"	ND	----	4.76	"	"	"	"	"	
Butyl benzyl phthalate	"	ND	----	4.76	"	"	"	"	"	
4-Chloro-3-methylphenol	"	ND	----	4.76	"	"	"	"	"	
4-Chloroaniline	"	ND	----	19.0	"	"	"	"	"	
Bis(2-chloroethoxy)methane	"	ND	----	9.52	"	"	"	"	"	
Bis(2-chloroethyl)ether	"	ND	----	4.76	"	"	"	"	"	
Bis(2-chloroisopropyl)ether	"	ND	----	9.52	"	"	"	"	"	
2-Chloronaphthalene	"	ND	----	4.76	"	"	"	"	"	
2-Chlorophenol	"	ND	----	4.76	"	"	"	"	"	
4-Chlorophenyl phenyl ether	"	ND	----	4.76	"	"	"	"	"	
Chrysene	"	ND	----	4.76	"	"	"	"	"	A-02
Di-n-butyl phthalate	"	ND	----	4.76	"	"	"	"	"	
Di-n-octyl phthalate	"	ND	----	4.76	"	"	"	"	"	
Dibenzo (a,h) anthracene	"	ND	----	4.76	"	"	"	"	"	A-02
Dibenzofuran	"	ND	----	4.76	"	"	"	"	"	A-02
1,2-Dichlorobenzene	"	ND	----	4.76	"	"	"	"	"	
1,3-Dichlorobenzene	"	ND	----	4.76	"	"	"	"	"	
1,4-Dichlorobenzene	"	ND	----	4.76	"	"	"	"	"	
3,3'-Dichlorobenzidine	"	ND	----	4.76	"	"	"	"	"	
2,4-Dichlorophenol	"	ND	----	4.76	"	"	"	"	"	
Diethyl phthalate	"	ND	----	4.76	"	"	"	"	"	
2,4-Dimethylphenol	"	ND	----	9.52	"	"	"	"	"	A-02
Dimethyl phthalate	"	ND	----	4.76	"	"	"	"	"	
4,6-Dinitro-2-methylphenol	"	ND	----	9.52	"	"	"	"	"	
2,4-Dinitrophenol	"	ND	----	23.8	"	"	"	"	"	
2,4-Dinitrotoluene	"	ND	----	4.76	"	"	"	"	"	
2,6-Dinitrotoluene	"	ND	----	4.76	"	"	"	"	"	

TestAmerica - Portland, OR

The results in this report apply to the samples analyzed in accordance with the chain of custody document. This analytical report must be reproduced in its entirety.

Sarah Rockwell

Sarah Rockwell, Project Manager



SLR-Portland	Project Name: Jeld Wen- Nord Door	Report Created:
1800 Blankenship Road Suite 440	Project Number: 008.228.00013	05/26/06 17:52
West Linn, OR 97068	Project Manager: R. Scott Miller	

Semivolatile Organic Compounds per EPA Method 8270C
TestAmerica - Portland, OR

Analyte	Method	Result	MDL*	MRL	Units	Dil	Batch	Prepared	Analyzed	Notes
PPE0193-42 (GP41-GW)		Water			Sampled: 05/02/06 15:00					
Bis(2-ethylhexyl)phthalate	EPA 8270C	ND	----	9.52	ug/l	1x	6050299	05/05/06 20:00	05/17/06 03:37	
Fluoranthene	"	ND	----	4.76	"	"	"	"	"	A-02
Fluorene	"	ND	----	4.76	"	"	"	"	"	A-02
Hexachlorobenzene	"	ND	----	4.76	"	"	"	"	"	
Hexachlorobutadiene	"	ND	----	9.52	"	"	"	"	"	
Hexachlorocyclopentadiene	"	ND	----	9.52	"	"	"	"	"	
Hexachloroethane	"	ND	----	9.52	"	"	"	"	"	
Indeno (1,2,3-cd) pyrene	"	ND	----	4.76	"	"	"	"	"	A-02
Isophorone	"	ND	----	4.76	"	"	"	"	"	A-02
2-Methylnaphthalene	"	ND	----	4.76	"	"	"	"	"	A-02
2-Methylphenol	"	ND	----	9.52	"	"	"	"	"	A-02
3-,4-Methylphenol	"	ND	----	4.76	"	"	"	"	"	A-02
Naphthalene	"	ND	----	4.76	"	"	"	"	"	A-02
2-Nitroaniline	"	ND	----	4.76	"	"	"	"	"	
3-Nitroaniline	"	ND	----	9.52	"	"	"	"	"	
4-Nitroaniline	"	ND	----	9.52	"	"	"	"	"	
Nitrobenzene	"	ND	----	4.76	"	"	"	"	"	
2-Nitrophenol	"	ND	----	4.76	"	"	"	"	"	
4-Nitrophenol	"	ND	----	23.8	"	"	"	"	"	
N-Nitrosodi-n-propylamine	"	ND	----	9.52	"	"	"	"	"	
N-Nitrosodiphenylamine	"	ND	----	4.76	"	"	"	"	"	
Pentachlorophenol	"	ND	----	9.52	"	"	"	"	"	A-02
Phenanthrene	"	ND	----	4.76	"	"	"	"	"	A-02
Phenol	"	ND	----	4.76	"	"	"	"	"	A-02
Pyrene	"	ND	----	4.76	"	"	"	"	"	A-02
1,2,4-Trichlorobenzene	"	ND	----	4.76	"	"	"	"	"	
2,4,5-Trichlorophenol	"	ND	----	4.76	"	"	"	"	"	
2,4,6-Trichlorophenol	"	ND	----	4.76	"	"	"	"	"	
<i>Surrogate(s):</i>										
	2-Fluorobiphenyl		71.8%			28 - 118 %	"		"	
	2-Fluorophenol		60.1%			12 - 100 %	"		"	
	Nitrobenzene-d5		69.5%			37 - 124 %	"		"	
	Phenol-d6		58.2%			4 - 105 %	"		"	
	p-Terphenyl-d14		107%			44 - 140 %	"		"	
	2,4,6-Tribromophenol		73.4%			31 - 142 %	"		"	

Sarah Rockwell

Sarah Rockwell, Project Manager



SLR-Portland	Project Name: Jeld Wen- Nord Door	
1800 Blankenship Road Suite 440	Project Number: 008.228.00013	Report Created:
West Linn, OR 97068	Project Manager: R. Scott Miller	05/26/06 17:52

Polynuclear Aromatic Compounds per EPA 8270M-SIM
TestAmerica - Portland, OR

Analyte	Method	Result	MDL*	MRL	Units	Dil	Batch	Prepared	Analyzed	Notes
PPE0193-12 (GP18-GW)		Water			Sampled: 05/01/06 12:44					
Acenaphthene	EPA 8270m	ND	----	0.0943	ug/l	1x	6050287	05/05/06 16:20	05/09/06 18:38	
Acenaphthylene	"	ND	----	0.0943	"	"	"	"	"	
Anthracene	"	ND	----	0.0943	"	"	"	"	"	
Benzo (a) anthracene	"	ND	----	0.0943	"	"	"	"	"	
Benzo (a) pyrene	"	ND	----	0.0943	"	"	"	"	"	
Benzo (b) fluoranthene	"	ND	----	0.0943	"	"	"	"	"	
Benzo (ghi) perylene	"	ND	----	0.0943	"	"	"	"	"	
Benzo (k) fluoranthene	"	ND	----	0.0943	"	"	"	"	"	
Chrysene	"	ND	----	0.0943	"	"	"	"	"	
Dibenzo (a,h) anthracene	"	ND	----	0.189	"	"	"	"	"	
Fluoranthene	"	0.185	----	0.0943	"	"	"	"	"	
Fluorene	"	ND	----	0.0943	"	"	"	"	"	
Indeno (1,2,3-cd) pyrene	"	ND	----	0.0943	"	"	"	"	"	
Naphthalene	"	0.0960	----	0.0943	"	"	"	"	"	
Phenanthrene	"	0.119	----	0.0943	"	"	"	"	"	
Pyrene	"	1.31	----	0.0943	"	"	"	"	"	
<i>Surrogate(s): Fluorene-d10</i>				<i>64.4%</i>		<i>25 - 125 %</i>	<i>"</i>			<i>"</i>
<i>Pyrene-d10</i>				<i>73.3%</i>		<i>23 - 150 %</i>	<i>"</i>			<i>"</i>
<i>Benzo (a) pyrene-d12</i>				<i>69.5%</i>		<i>10 - 125 %</i>	<i>"</i>			<i>"</i>

Sarah Rockwell

Sarah Rockwell, Project Manager



SLR-Portland	Project Name: Jeld Wen- Nord Door	Report Created:
1800 Blankenship Road Suite 440	Project Number: 008.228.00013	05/26/06 17:52
West Linn, OR 97068	Project Manager: R. Scott Miller	

Polynuclear Aromatic Compounds and Pentachlorophenol per EPA 8270M-SIM
TestAmerica - Portland, OR

Analyte	Method	Result	MDL*	MRL	Units	Dil	Batch	Prepared	Analyzed	Notes
PPE0193-11 (GP18-8)		Soil			Sampled: 05/01/06 13:20					
Acenaphthene	EPA 8270m	ND	----	16.2	ug/kg dry	1x	6050660	05/15/06 08:39	05/19/06 01:14	
Acenaphthylene	"	ND	----	16.2	"	"	"	"	"	
Anthracene	"	ND	----	16.2	"	"	"	"	"	
Benzo (a) anthracene	"	ND	----	16.2	"	"	"	"	"	
Benzo (a) pyrene	"	ND	----	16.2	"	"	"	"	"	
Benzo (b) fluoranthene	"	25.0	----	16.2	"	"	"	"	"	R-08
Benzo (k) fluoranthene	"	ND	----	16.2	"	"	"	"	"	R-08
Benzo (ghi) perylene	"	ND	----	16.2	"	"	"	"	"	
Chrysene	"	16.4	----	16.2	"	"	"	"	"	
Dibenzo (a,h) anthracene	"	ND	----	16.2	"	"	"	"	"	
Fluoranthene	"	29.2	----	16.2	"	"	"	"	"	
Fluorene	"	ND	----	16.2	"	"	"	"	"	
Indeno (1,2,3-cd) pyrene	"	ND	----	16.2	"	"	"	"	"	
Naphthalene	"	ND	----	16.2	"	"	"	"	"	
Pentachlorophenol	"	ND	----	81.2	"	"	"	"	"	
Phenanthrene	"	ND	----	16.2	"	"	"	"	"	
Pyrene	"	72.1	----	16.2	"	"	"	"	"	
<i>Surrogate(s): Fluorene-d10</i>			<i>79.1%</i>		<i>32 - 134 %</i>	<i>"</i>			<i>"</i>	
<i>2,4,6-Tribromophenol</i>			<i>110%</i>		<i>10 - 150 %</i>	<i>"</i>			<i>"</i>	
<i>Pyrene-d10</i>			<i>74.9%</i>		<i>41 - 152 %</i>	<i>"</i>			<i>"</i>	
<i>Benzo (a) pyrene-d12</i>			<i>92.1%</i>		<i>36 - 145 %</i>	<i>"</i>			<i>"</i>	

PPE0193-16 (GP9-12)		Soil			Sampled: 05/01/06 14:35						R-05
Acenaphthene	EPA 8270m	118000	----	6470	ug/kg dry	400x	6050660	05/15/06 08:39	05/18/06 22:12		
Acenaphthylene	"	ND	----	6470	"	"	"	"	"		
Anthracene	"	31800	----	6470	"	"	"	"	"		
Benzo (a) anthracene	"	40100	----	6470	"	"	"	"	"		
Benzo (a) pyrene	"	26300	----	6470	"	"	"	"	"		
Benzo (b) fluoranthene	"	30600	----	6470	"	"	"	"	"		
Benzo (k) fluoranthene	"	17700	----	6470	"	"	"	"	"		
Benzo (ghi) perylene	"	11000	----	6470	"	"	"	"	"		
Chrysene	"	30200	----	6470	"	"	"	"	"		
Dibenzo (a,h) anthracene	"	ND	----	6470	"	"	"	"	"		
Fluoranthene	"	171000	----	6470	"	"	"	"	"		
Fluorene	"	99600	----	6470	"	"	"	"	"		
Indeno (1,2,3-cd) pyrene	"	10100	----	6470	"	"	"	"	"		
Naphthalene	"	294000	----	6470	"	"	"	"	"		
Pentachlorophenol	"	ND	----	32400	"	"	"	"	"		
Phenanthrene	"	318000	----	6470	"	"	"	"	"		

TestAmerica - Portland, OR

The results in this report apply to the samples analyzed in accordance with the chain of custody document. This analytical report must be reproduced in its entirety.

Sarah Rockwell

Sarah Rockwell, Project Manager



SLR-Portland	Project Name: Jeld Wen- Nord Door	Report Created:
1800 Blankenship Road Suite 440	Project Number: 008.228.00013	05/26/06 17:52
West Linn, OR 97068	Project Manager: R. Scott Miller	

Polynuclear Aromatic Compounds and Pentachlorophenol per EPA 8270M-SIM
 TestAmerica - Portland, OR

Analyte	Method	Result	MDL*	MRL	Units	Dil	Batch	Prepared	Analyzed	Notes
PPE0193-16 (GP9-12)		Soil			Sampled: 05/01/06 14:35					R-05
Pyrene	EPA 8270m	119000	----	6470	ug/kg dry	400x	6050660	05/15/06 08:39	05/18/06 22:12	
<i>Surrogate(s): Fluorene-d10</i>			NR		32 - 134 %	"			"	S-01
<i>2,4,6-Tribromophenol</i>			NR		10 - 150 %	"			"	S-01
<i>Pyrene-d10</i>			NR		41 - 152 %	"			"	S-01
<i>Benzo (a) pyrene-d12</i>			NR		36 - 145 %	"			"	S-01
PPE0193-19 (GP10-11)		Soil			Sampled: 05/01/06 15:10					R-05
Acenaphthene	EPA 8270m	101000	----	6940	ug/kg dry	400x	6050660	05/15/06 08:39	05/18/06 22:43	
Acenaphthylene	"	ND	----	6940	"	"	"	"	"	
Anthracene	"	31900	----	6940	"	"	"	"	"	
Benzo (a) anthracene	"	34500	----	6940	"	"	"	"	"	
Benzo (a) pyrene	"	20900	----	6940	"	"	"	"	"	
Benzo (b) fluoranthene	"	25000	----	6940	"	"	"	"	"	
Benzo (k) fluoranthene	"	13800	----	6940	"	"	"	"	"	
Benzo (ghi) perylene	"	8010	----	6940	"	"	"	"	"	
Chrysene	"	35400	----	6940	"	"	"	"	"	
Dibenzo (a,h) anthracene	"	ND	----	6940	"	"	"	"	"	
Fluoranthene	"	155000	----	6940	"	"	"	"	"	
Fluorene	"	90100	----	6940	"	"	"	"	"	
Indeno (1,2,3-cd) pyrene	"	7140	----	6940	"	"	"	"	"	
Naphthalene	"	238000	----	6940	"	"	"	"	"	
Pentachlorophenol	"	ND	----	34700	"	"	"	"	"	
Phenanthrene	"	301000	----	6940	"	"	"	"	"	
Pyrene	"	115000	----	6940	"	"	"	"	"	
<i>Surrogate(s): Fluorene-d10</i>			NR		32 - 134 %	"			"	S-01
<i>2,4,6-Tribromophenol</i>			NR		10 - 150 %	"			"	S-01
<i>Pyrene-d10</i>			NR		41 - 152 %	"			"	S-01
<i>Benzo (a) pyrene-d12</i>			NR		36 - 145 %	"			"	S-01
PPE0193-28 (GP6-GW)		Water			Sampled: 05/02/06 10:35					
Acenaphthene	EPA 8270m	ND	----	0.0952	ug/l	1x	6050420	05/09/06 16:10	05/11/06 18:49	
Acenaphthylene	"	ND	----	0.0952	"	"	"	"	"	
Anthracene	"	ND	----	0.0952	"	"	"	"	"	
Benzo (a) anthracene	"	ND	----	0.0952	"	"	"	"	"	
Benzo (a) pyrene	"	ND	----	0.0952	"	"	"	"	"	
Benzo (b) fluoranthene	"	ND	----	0.0952	"	"	"	"	"	
Benzo (k) fluoranthene	"	ND	----	0.0952	"	"	"	"	"	
Benzo (ghi) perylene	"	ND	----	0.0952	"	"	"	"	"	
Chrysene	"	ND	----	0.0952	"	"	"	"	"	

TestAmerica - Portland, OR

The results in this report apply to the samples analyzed in accordance with the chain of custody document. This analytical report must be reproduced in its entirety.

Sarah Rockwell

Sarah Rockwell, Project Manager



SLR-Portland	Project Name: Jeld Wen- Nord Door	Report Created:
1800 Blankenship Road Suite 440	Project Number: 008.228.00013	05/26/06 17:52
West Linn, OR 97068	Project Manager: R. Scott Miller	

Polynuclear Aromatic Compounds and Pentachlorophenol per EPA 8270M-SIM
TestAmerica - Portland, OR

Analyte	Method	Result	MDL*	MRL	Units	Dil	Batch	Prepared	Analyzed	Notes
PPE0193-28 (GP6-GW)		Water				Sampled: 05/02/06 10:35				
Dibenzo (a,h) anthracene	EPA 8270m	ND	----	0.190	ug/l	1x	6050420	05/09/06 16:10	05/11/06 18:49	
Fluoranthene	"	ND	----	0.0952	"	"	"	"	"	
Fluorene	"	ND	----	0.0952	"	"	"	"	"	
Indeno (1,2,3-cd) pyrene	"	ND	----	0.0952	"	"	"	"	"	
Naphthalene	"	ND	----	0.0952	"	"	"	"	"	
Pentachlorophenol	"	ND	----	0.952	"	"	"	"	"	
Phenanthrene	"	ND	----	0.0952	"	"	"	"	"	
Pyrene	"	ND	----	0.0952	"	"	"	"	"	
<i>Surrogate(s): Fluorene-d10</i>				<i>60.9%</i>		<i>25 - 125 %</i>	<i>"</i>			<i>"</i>
<i>2,4,6-Tribromophenol</i>				<i>80.3%</i>		<i>5 - 157 %</i>	<i>"</i>			<i>"</i>
<i>Pyrene-d10</i>				<i>58.8%</i>		<i>23 - 150 %</i>	<i>"</i>			<i>"</i>
<i>Benzo (a) pyrene-d12</i>				<i>42.9%</i>		<i>10 - 125 %</i>	<i>"</i>			<i>"</i>
PPE0193-29 (GP37-8)		Soil				Sampled: 05/02/06 11:20				
Acenaphthene	EPA 8270m	ND	----	33.5	ug/kg dry	2x	6050660	05/15/06 08:39	05/20/06 00:58	
Acenaphthylene	"	ND	----	33.5	"	"	"	"	"	
Anthracene	"	ND	----	33.5	"	"	"	"	"	
Benzo (a) anthracene	"	ND	----	33.5	"	"	"	"	"	
Benzo (a) pyrene	"	ND	----	33.5	"	"	"	"	"	
Benzo (b) fluoranthene	"	ND	----	33.5	"	"	"	"	"	
Benzo (k) fluoranthene	"	ND	----	33.5	"	"	"	"	"	
Benzo (ghi) perylene	"	ND	----	33.5	"	"	"	"	"	
Chrysene	"	ND	----	33.5	"	"	"	"	"	
Dibenzo (a,h) anthracene	"	ND	----	33.5	"	"	"	"	"	
Fluoranthene	"	ND	----	33.5	"	"	"	"	"	
Fluorene	"	ND	----	33.5	"	"	"	"	"	
Indeno (1,2,3-cd) pyrene	"	ND	----	33.5	"	"	"	"	"	
Naphthalene	"	35.5	----	33.5	"	"	"	"	"	
Pentachlorophenol	"	ND	----	167	"	"	"	"	"	
Phenanthrene	"	41.0	----	33.5	"	"	"	"	"	
Pyrene	"	ND	----	33.5	"	"	"	"	"	
<i>Surrogate(s): Fluorene-d10</i>				<i>86.2%</i>		<i>32 - 134 %</i>	<i>"</i>			<i>"</i>
<i>2,4,6-Tribromophenol</i>				<i>102%</i>		<i>10 - 150 %</i>	<i>"</i>			<i>"</i>
<i>Pyrene-d10</i>				<i>93.3%</i>		<i>41 - 152 %</i>	<i>"</i>			<i>"</i>
<i>Benzo (a) pyrene-d12</i>				<i>97.1%</i>		<i>36 - 145 %</i>	<i>"</i>			<i>"</i>

Sarah Rockwell

Sarah Rockwell, Project Manager



SLR-Portland	Project Name: Jeld Wen- Nord Door	Report Created:
1800 Blankenship Road Suite 440	Project Number: 008.228.00013	05/26/06 17:52
West Linn, OR 97068	Project Manager: R. Scott Miller	

Polynuclear Aromatic Compounds and Pentachlorophenol per EPA 8270M-SIM
 TestAmerica - Portland, OR

Analyte	Method	Result	MDL*	MRL	Units	Dil	Batch	Prepared	Analyzed	Notes
PPE0193-31 (GP39-9)		Soil			Sampled: 05/02/06 11:45					R-05
Acenaphthene	EPA 8270m	ND	----	29.6	ug/kg dry	2x	6050660	05/15/06 08:39	05/20/06 01:29	
Acenaphthylene	"	ND	----	29.6	"	"	"	"	"	
Anthracene	"	ND	----	29.6	"	"	"	"	"	
Benzo (a) anthracene	"	ND	----	29.6	"	"	"	"	"	
Benzo (a) pyrene	"	ND	----	29.6	"	"	"	"	"	
Benzo (b) fluoranthene	"	ND	----	29.6	"	"	"	"	"	
Benzo (k) fluoranthene	"	ND	----	29.6	"	"	"	"	"	
Benzo (ghi) perylene	"	ND	----	29.6	"	"	"	"	"	
Chrysene	"	ND	----	29.6	"	"	"	"	"	
Dibenzo (a,h) anthracene	"	ND	----	29.6	"	"	"	"	"	
Fluoranthene	"	ND	----	29.6	"	"	"	"	"	
Fluorene	"	ND	----	29.6	"	"	"	"	"	
Indeno (1,2,3-cd) pyrene	"	ND	----	29.6	"	"	"	"	"	
Naphthalene	"	ND	----	29.6	"	"	"	"	"	
Pentachlorophenol	"	ND	----	148	"	"	"	"	"	
Phenanthrene	"	ND	----	29.6	"	"	"	"	"	
Pyrene	"	ND	----	29.6	"	"	"	"	"	
<i>Surrogate(s): Fluorene-d10</i>			85.4%		32 - 134 %	"			"	
<i>2,4,6-Tribromophenol</i>			97.6%		10 - 150 %	"			"	
<i>Pyrene-d10</i>			86.7%		41 - 152 %	"			"	
<i>Benzo (a) pyrene-d12</i>			94.2%		36 - 145 %	"			"	

PPE0193-33 (GP42-8)		Soil			Sampled: 05/02/06 12:05					R-05
Acenaphthene	EPA 8270m	ND	----	70.5	ug/kg dry	2x	6050660	05/15/06 08:39	05/20/06 01:59	
Acenaphthylene	"	ND	----	70.5	"	"	"	"	"	
Anthracene	"	ND	----	70.5	"	"	"	"	"	
Benzo (a) anthracene	"	ND	----	70.5	"	"	"	"	"	
Benzo (a) pyrene	"	ND	----	70.5	"	"	"	"	"	
Benzo (b) fluoranthene	"	ND	----	70.5	"	"	"	"	"	
Benzo (k) fluoranthene	"	ND	----	70.5	"	"	"	"	"	
Benzo (ghi) perylene	"	ND	----	70.5	"	"	"	"	"	
Chrysene	"	ND	----	70.5	"	"	"	"	"	
Dibenzo (a,h) anthracene	"	ND	----	70.5	"	"	"	"	"	
Fluoranthene	"	ND	----	70.5	"	"	"	"	"	
Fluorene	"	ND	----	70.5	"	"	"	"	"	
Indeno (1,2,3-cd) pyrene	"	ND	----	70.5	"	"	"	"	"	
Naphthalene	"	ND	----	70.5	"	"	"	"	"	
Pentachlorophenol	"	ND	----	352	"	"	"	"	"	

TestAmerica - Portland, OR

The results in this report apply to the samples analyzed in accordance with the chain of custody document. This analytical report must be reproduced in its entirety.

Sarah Rockwell

Sarah Rockwell, Project Manager



SLR-Portland	Project Name: Jeld Wen- Nord Door	Report Created:
1800 Blankenship Road Suite 440	Project Number: 008.228.00013	05/26/06 17:52
West Linn, OR 97068	Project Manager: R. Scott Miller	

Polynuclear Aromatic Compounds and Pentachlorophenol per EPA 8270M-SIM
TestAmerica - Portland, OR

Analyte	Method	Result	MDL*	MRL	Units	Dil	Batch	Prepared	Analyzed	Notes
---------	--------	--------	------	-----	-------	-----	-------	----------	----------	-------

PPE0193-33 (GP42-8)	Soil		Sampled: 05/02/06 12:05								R-05
Phenanthrene	EPA 8270m	ND	----	70.5	ug/kg dry	2x	6050660	05/15/06 08:39	05/20/06 01:59		
Pyrene	"	ND	----	70.5	"	"	"	"	"		
<i>Surrogate(s): Fluorene-d10</i>			92.4%			32 - 134 %	"			"	
<i>2,4,6-Tribromophenol</i>			104%			10 - 150 %	"			"	
<i>Pyrene-d10</i>			95.1%			41 - 152 %	"			"	
<i>Benzo (a) pyrene-d12</i>			100%			36 - 145 %	"			"	

PPE0193-41 (GP41-8)	Soil		Sampled: 05/02/06 14:40								R-05
Acenaphthene	EPA 8270m	ND	----	74.9	ug/kg dry	2x	6050660	05/15/06 08:39	05/20/06 02:29		
Acenaphthylene	"	ND	----	74.9	"	"	"	"	"		
Anthracene	"	ND	----	74.9	"	"	"	"	"		
Benzo (a) anthracene	"	ND	----	74.9	"	"	"	"	"		
Benzo (a) pyrene	"	ND	----	74.9	"	"	"	"	"		
Benzo (b) fluoranthene	"	ND	----	74.9	"	"	"	"	"		
Benzo (k) fluoranthene	"	ND	----	74.9	"	"	"	"	"		
Benzo (ghi) perylene	"	ND	----	74.9	"	"	"	"	"		
Chrysene	"	ND	----	74.9	"	"	"	"	"		
Dibenzo (a,h) anthracene	"	ND	----	74.9	"	"	"	"	"		
Fluoranthene	"	ND	----	74.9	"	"	"	"	"		
Fluorene	"	ND	----	74.9	"	"	"	"	"		
Indeno (1,2,3-cd) pyrene	"	ND	----	74.9	"	"	"	"	"		
Naphthalene	"	ND	----	74.9	"	"	"	"	"		
Pentachlorophenol	"	ND	----	374	"	"	"	"	"		
Phenanthrene	"	ND	----	74.9	"	"	"	"	"		
Pyrene	"	ND	----	74.9	"	"	"	"	"		
<i>Surrogate(s): Fluorene-d10</i>			88.7%			32 - 134 %	"			"	
<i>2,4,6-Tribromophenol</i>			104%			10 - 150 %	"			"	
<i>Pyrene-d10</i>			90.7%			41 - 152 %	"			"	
<i>Benzo (a) pyrene-d12</i>			91.6%			36 - 145 %	"			"	

TestAmerica - Portland, OR

The results in this report apply to the samples analyzed in accordance with the chain of custody document. This analytical report must be reproduced in its entirety.

Sarah Rockwell

Sarah Rockwell, Project Manager



SLR-Portland	Project Name: Jeld Wen- Nord Door	Report Created:
1800 Blankenship Road Suite 440	Project Number: 008.228.00013	05/26/06 17:52
West Linn, OR 97068	Project Manager: R. Scott Miller	

Percent Dry Weight (Solids) per Standard Methods
 TestAmerica - Portland, OR

Analyte	Method	Result	MDL*	MRL	Units	Dil	Batch	Prepared	Analyzed	Notes
PPE0193-01 (GP13-11.5)		Soil								Sampled: 05/01/06 09:10
% Solids	NCA SOP	80.9	----	1.00	% by Weight	1x	6050309	05/06/06 10:18	05/06/06 15:43	
PPE0193-03 (GP14-6)		Soil								Sampled: 05/01/06 09:40
% Solids	NCA SOP	77.1	----	1.00	% by Weight	1x	6050416	05/09/06 12:04	05/10/06 10:01	
PPE0193-05 (GP19-10)		Soil								Sampled: 05/01/06 10:35
% Solids	NCA SOP	89.4	----	1.00	% by Weight	1x	6050416	05/09/06 12:04	05/10/06 10:01	
PPE0193-07 (GP23-6)		Soil								Sampled: 05/01/06 11:15
% Solids	NCA SOP	85.8	----	1.00	% by Weight	1x	6050416	05/09/06 12:04	05/10/06 10:01	
PPE0193-09 (GP17-5)		Soil								Sampled: 05/01/06 12:45
% Solids	NCA SOP	89.3	----	1.00	% by Weight	1x	6050416	05/09/06 12:04	05/10/06 10:01	
PPE0193-11 (GP18-8)		Soil								Sampled: 05/01/06 13:20
% Solids	NCA SOP	81.7	----	1.00	% by Weight	1x	6050416	05/09/06 12:04	05/10/06 10:01	
PPE0193-13 (GP15-10)		Soil								Sampled: 05/01/06 13:50
% Solids	NCA SOP	83.8	----	1.00	% by Weight	1x	6050416	05/09/06 12:04	05/10/06 10:01	
PPE0193-15 (GP9-6)		Soil								Sampled: 05/01/06 14:25
% Solids	NCA SOP	73.4	----	1.00	% by Weight	1x	6050416	05/09/06 12:04	05/10/06 10:01	
PPE0193-16 (GP9-12)		Soil								Sampled: 05/01/06 14:35
% Solids	NCA SOP	81.5	----	1.00	% by Weight	1x	6050416	05/09/06 12:04	05/10/06 10:01	
PPE0193-18 (GP10-3)		Soil								Sampled: 05/01/06 15:00
% Solids	NCA SOP	86.1	----	1.00	% by Weight	1x	6050416	05/09/06 12:04	05/10/06 10:01	
PPE0193-19 (GP10-11)		Soil								Sampled: 05/01/06 15:10

TestAmerica - Portland, OR

The results in this report apply to the samples analyzed in accordance with the chain of custody document. This analytical report must be reproduced in its entirety.

Sarah Rockwell

Sarah Rockwell, Project Manager



SLR-Portland	Project Name: Jeld Wen- Nord Door	Report Created:
1800 Blankenship Road Suite 440	Project Number: 008.228.00013	05/26/06 17:52
West Linn, OR 97068	Project Manager: R. Scott Miller	

Percent Dry Weight (Solids) per Standard Methods
 TestAmerica - Portland, OR

Analyte	Method	Result	MDL*	MRL	Units	Dil	Batch	Prepared	Analyzed	Notes
PPE0193-19 (GP10-11)		Soil								Sampled: 05/01/06 15:10
% Solids	NCA SOP	77.0	----	1.00	% by Weight	1x	6050416	05/09/06 12:04	05/10/06 10:01	
PPE0193-21 (GP16-8)		Soil								Sampled: 05/01/06 15:55
% Solids	NCA SOP	79.4	----	1.00	% by Weight	1x	6050416	05/09/06 12:04	05/10/06 10:01	
PPE0193-23 (GP7-5)		Soil								Sampled: 05/02/06 08:10
% Solids	NCA SOP	81.8	----	1.00	% by Weight	1x	6050416	05/09/06 12:04	05/10/06 10:01	
PPE0193-25 (GP8-5)		Soil								Sampled: 05/02/06 09:05
% Solids	NCA SOP	73.1	----	1.00	% by Weight	1x	6050416	05/09/06 12:04	05/10/06 10:01	
PPE0193-27 (GP6-5)		Soil								Sampled: 05/02/06 10:25
% Solids	NCA SOP	87.6	----	1.00	% by Weight	1x	6050416	05/09/06 12:04	05/10/06 10:01	
PPE0193-29 (GP37-8)		Soil								Sampled: 05/02/06 11:20
% Solids	NCA SOP	79.7	----	1.00	% by Weight	1x	6050416	05/09/06 12:04	05/10/06 10:01	
PPE0193-31 (GP39-9)		Soil								Sampled: 05/02/06 11:45
% Solids	NCA SOP	90.6	----	1.00	% by Weight	1x	6050416	05/09/06 12:04	05/10/06 10:01	
PPE0193-33 (GP42-8)		Soil								Sampled: 05/02/06 12:05
% Solids	NCA SOP	94.8	----	1.00	% by Weight	1x	6050416	05/09/06 12:04	05/10/06 10:01	
PPE0193-35 (GP38-8)		Soil								Sampled: 05/02/06 12:40
% Solids	NCA SOP	90.1	----	1.00	% by Weight	1x	6050416	05/09/06 12:04	05/10/06 10:01	
PPE0193-37 (GP12-8)		Soil								Sampled: 05/02/06 15:30
% Solids	NCA SOP	78.2	----	1.00	% by Weight	1x	6050416	05/09/06 12:04	05/10/06 10:01	
PPE0193-39 (GP40-8)		Soil								Sampled: 05/02/06 13:45

TestAmerica - Portland, OR

The results in this report apply to the samples analyzed in accordance with the chain of custody document. This analytical report must be reproduced in its entirety.

Sarah Rockwell

Sarah Rockwell, Project Manager



SLR-Portland	Project Name: Jeld Wen- Nord Door	Report Created:
1800 Blankenship Road Suite 440	Project Number: 008.228.00013	05/26/06 17:52
West Linn, OR 97068	Project Manager: R. Scott Miller	

Percent Dry Weight (Solids) per Standard Methods
TestAmerica - Portland, OR

Analyte	Method	Result	MDL*	MRL	Units	Dil	Batch	Prepared	Analyzed	Notes
PPE0193-39 (GP40-8)		Soil			Sampled: 05/02/06 13:45					
% Solids	NCA SOP	93.4	----	1.00	% by Weight	1x	6050416	05/09/06 12:04	05/10/06 10:01	
PPE0193-41 (GP41-8)		Soil			Sampled: 05/02/06 14:40					
% Solids	NCA SOP	89.5	----	1.00	% by Weight	1x	6050416	05/09/06 12:04	05/10/06 10:01	

TestAmerica - Portland, OR

The results in this report apply to the samples analyzed in accordance with the chain of custody document. This analytical report must be reproduced in its entirety.

Sarah Rockwell

Sarah Rockwell, Project Manager



SLR-Portland	Project Name: Jeld Wen- Nord Door	Report Created:
1800 Blankenship Road Suite 440	Project Number: 008.228.00013	05/26/06 17:52
West Linn, OR 97068	Project Manager: R. Scott Miller	

Hydrocarbon Identification per NW-TPH Methodology - Laboratory Quality Control Results
 TestAmerica - Portland, OR

QC Batch: 6050306 **Water Preparation Method: EPA 3510 Fuels**

Analyte	Method	Result	MDL*	MRL	Units	Dil	Source Result	Spike Amt	% REC	(Limits)	% RPD	(Limits)	Analyzed	Notes
Blank (6050306-BLK1)										Extracted: 05/06/06 13:55				
Gasoline Range Hydrocarbons	NWTPH HCID	ND	---	0.250	mg/l	1x	--	--	--	--	--	--	05/07/06 12:08	
Diesel Range Hydrocarbons	"	ND	---	0.630	"	"	--	--	--	--	--	--	"	
Heavy Oil Range Hydrocarbons	"	ND	---	0.630	"	"	--	--	--	--	--	--	"	
Surrogate(s): 1-Chlorooctadecane		Recovery: 83.9%		Limits: 50-150%		"						05/07/06 12:08		

QC Batch: 6050383 **Soil Preparation Method: EPA 3550 Fuels**

Analyte	Method	Result	MDL*	MRL	Units	Dil	Source Result	Spike Amt	% REC	(Limits)	% RPD	(Limits)	Analyzed	Notes
Blank (6050383-BLK1)										Extracted: 05/09/06 10:45				
Gasoline Range Hydrocarbons	NWTPH HCID	ND	---	20.0	mg/kg wet	1x	--	--	--	--	--	--	05/10/06 19:39	
Diesel Range Hydrocarbons	"	ND	---	50.0	"	"	--	--	--	--	--	--	"	
Heavy Oil Range Hydrocarbons	"	ND	---	100	"	"	--	--	--	--	--	--	"	
Surrogate(s): 1-Chlorooctadecane		Recovery: 114%		Limits: 50-150%		"						05/10/06 19:39		

Duplicate (6050383-DUP1)										QC Source: PPE0193-01	Extracted: 05/09/06 10:45				
Gasoline Range Hydrocarbons	NWTPH HCID	ND	---	21.5	mg/kg dry	1x	ND	--	--	--	32.5% (50)		05/10/06 20:42		
Diesel Range Hydrocarbons	"	ND	---	53.7	"	"	ND	--	--	--	24.9%	"	"		
Heavy Oil Range Hydrocarbons	"	DET	---	107	"	"	442	--	--	--	14.6%	"	"		
Surrogate(s): 1-Chlorooctadecane		Recovery: 110%		Limits: 50-150%		"						05/10/06 20:42			

Duplicate (6050383-DUP2)										QC Source: PPE0193-03	Extracted: 05/09/06 10:45				
Gasoline Range Hydrocarbons	NWTPH HCID	DET	---	23.6	mg/kg dry	1x	130	--	--	--	94.5% (50)		05/10/06 20:10	Q-14	
Diesel Range Hydrocarbons	"	DET	---	59.1	"	"	502	--	--	--	113%	"	"	Q-14	
Heavy Oil Range Hydrocarbons	"	DET	---	118	"	"	186	--	--	--	109%	"	"	Q-14	
Surrogate(s): 1-Chlorooctadecane		Recovery: 46.7%		Limits: 50-150%		"						05/10/06 20:10		S-02	

TestAmerica - Portland, OR

The results in this report apply to the samples analyzed in accordance with the chain of custody document. This analytical report must be reproduced in its entirety.

Sarah Rockwell

Sarah Rockwell, Project Manager



SLR-Portland	Project Name: Jeld Wen- Nord Door	Report Created:
1800 Blankenship Road Suite 440	Project Number: 008.228.00013	05/26/06 17:52
West Linn, OR 97068	Project Manager: R. Scott Miller	

Hydrocarbon Identification per NW-TPH Methodology - Laboratory Quality Control Results
 TestAmerica - Portland, OR

QC Batch: 6050384 **Soil Preparation Method: EPA 3550 Fuels**

Analyte	Method	Result	MDL*	MRL	Units	Dil	Source Result	Spike Amt	% REC	(Limits)	% RPD	(Limits)	Analyzed	Notes
---------	--------	--------	------	-----	-------	-----	---------------	-----------	-------	----------	-------	----------	----------	-------

Blank (6050384-BLK1)

Extracted: 05/09/06 12:30

Gasoline Range Hydrocarbons	NWTPH HCID	ND	---	20.0	mg/kg wet	1x	--	--	--	--	--	--	05/10/06 05:23	
Diesel Range Hydrocarbons	"	ND	---	50.0	"	"	--	--	--	--	--	--	"	
Heavy Oil Range Hydrocarbons	"	ND	---	100	"	"	--	--	--	--	--	--	"	
<i>Surrogate(s): 1-Chlorooctadecane</i>		<i>Recovery: 97.9%</i>		<i>Limits: 50-150%</i>		<i>"</i>						<i>05/10/06 05:23</i>		

Duplicate (6050384-DUP1)

QC Source: PPE0193-25

Extracted: 05/09/06 12:30

Gasoline Range Hydrocarbons	NWTPH HCID	ND	---	23.6	mg/kg dry	1x	ND	--	--	--	NR (50)		05/10/06 05:56	
Diesel Range Hydrocarbons	"	ND	---	59.0	"	"	ND	--	--	--	NR	"	"	
Heavy Oil Range Hydrocarbons	"	ND	---	118	"	"	ND	--	--	--	NR	"	"	
<i>Surrogate(s): 1-Chlorooctadecane</i>		<i>Recovery: 98.2%</i>		<i>Limits: 50-150%</i>		<i>"</i>						<i>05/10/06 05:56</i>		

Duplicate (6050384-DUP2)

QC Source: PPE0193-27

Extracted: 05/09/06 12:30

Gasoline Range Hydrocarbons	NWTPH HCID	ND	---	13.7	mg/kg dry	1x	ND	--	--	--	NR (50)		05/10/06 06:29	
Diesel Range Hydrocarbons	"	ND	---	34.2	"	"	ND	--	--	--	NR	"	"	
Heavy Oil Range Hydrocarbons	"	ND	---	68.4	"	"	ND	--	--	--	NR	"	"	
<i>Surrogate(s): 1-Chlorooctadecane</i>		<i>Recovery: 96.3%</i>		<i>Limits: 50-150%</i>		<i>"</i>						<i>05/10/06 06:29</i>		

TestAmerica - Portland, OR

The results in this report apply to the samples analyzed in accordance with the chain of custody document. This analytical report must be reproduced in its entirety.

Sarah Rockwell

Sarah Rockwell, Project Manager



SLR-Portland	Project Name: Jeld Wen- Nord Door	Report Created:
1800 Blankenship Road Suite 440	Project Number: 008.228.00013	05/26/06 17:52
West Linn, OR 97068	Project Manager: R. Scott Miller	

Gasoline Hydrocarbons per NW TPH-Gx Method - Laboratory Quality Control Results
 TestAmerica - Portland, OR

QC Batch: 6050345 Water Preparation Method: EPA 5030B

Analyte	Method	Result	MDL*	MRL	Units	Dil	Source Result	Spike Amt	% REC	(Limits)	% RPD	(Limits)	Analyzed	Notes
Blank (6050345-BLK1)													Extracted: 05/08/06 12:14	
Gasoline Range Hydrocarbons	NW TPH-Gx	ND	---	80.0	ug/l	1x	--	--	--	--	--	--	05/08/06 14:27	
Surrogate(s): 4-BFB		Recovery: 82.6%	Limits: 50-150%		"									05/08/06 14:27
LCS (6050345-BS1)													Extracted: 05/08/06 12:14	
Gasoline Range Hydrocarbons	NW TPH-Gx	412	---	80.0	ug/l	1x	--	500	82.4%	(70-130)	--	--	05/08/06 13:27	
Surrogate(s): 4-BFB		Recovery: 80.4%	Limits: 50-150%		"									05/08/06 13:27
LCS Dup (6050345-BSD1)													Extracted: 05/08/06 12:14	
Gasoline Range Hydrocarbons	NW TPH-Gx	431	---	80.0	ug/l	1x	--	500	86.2%	(70-130)	4.51% (40)		05/08/06 13:57	
Surrogate(s): 4-BFB		Recovery: 90.0%	Limits: 50-150%		"									05/08/06 13:57
Duplicate (6050345-DUP1)													QC Source: PPE0141-02	Extracted: 05/08/06 12:14
Gasoline Range Hydrocarbons	NW TPH-Gx	ND	---	80.0	ug/l	1x	ND	--	--	--	19.2% (40)		05/08/06 15:59	
Surrogate(s): 4-BFB		Recovery: 65.6%	Limits: 50-150%		"									05/08/06 15:59
Duplicate (6050345-DUP2)													QC Source: PPE0235-09	Extracted: 05/08/06 12:14
Gasoline Range Hydrocarbons	NW TPH-Gx	13300	---	4000	ug/l	50x	14800	--	--	--	10.7% (40)		05/08/06 23:55	
Surrogate(s): 4-BFB		Recovery: 94.8%	Limits: 50-150%		1x									05/08/06 23:55

QC Batch: 6050468 Water Preparation Method: EPA 5030B

Analyte	Method	Result	MDL*	MRL	Units	Dil	Source Result	Spike Amt	% REC	(Limits)	% RPD	(Limits)	Analyzed	Notes
Blank (6050468-BLK1)													Extracted: 05/10/06 11:30	
Gasoline Range Hydrocarbons	NW TPH-Gx	ND	---	80.0	ug/l	1x	--	--	--	--	--	--	05/10/06 12:45	
Surrogate(s): 4-BFB		Recovery: 87.0%	Limits: 50-150%		"									05/10/06 12:45
LCS (6050468-BS1)													Extracted: 05/10/06 11:30	
Gasoline Range Hydrocarbons	NW TPH-Gx	426	---	80.0	ug/l	1x	--	500	85.2%	(70-130)	--	--	05/10/06 13:15	
Surrogate(s): 4-BFB		Recovery: 94.8%	Limits: 50-150%		"									05/10/06 13:15
LCS Dup (6050468-BSD1)													Extracted: 05/10/06 11:31	
Gasoline Range Hydrocarbons	NW TPH-Gx	434	---	80.0	ug/l	1x	--	500	86.8%	(70-130)	1.86% (40)		05/10/06 13:46	
Surrogate(s): 4-BFB		Recovery: 97.4%	Limits: 50-150%		"									05/10/06 13:46
Duplicate (6050468-DUP1)													QC Source: PPE0193-17RE1	Extracted: 05/10/06 11:30
Gasoline Range Hydrocarbons	NW TPH-Gx	8470	---	800	ug/l	10x	6710	--	--	--	23.2% (40)		05/10/06 15:48	
Surrogate(s): 4-BFB		Recovery: 88.4%	Limits: 50-150%		1x									05/10/06 15:48

TestAmerica - Portland, OR

The results in this report apply to the samples analyzed in accordance with the chain of custody document. This analytical report must be reproduced in its entirety.

Sarah Rockwell

Sarah Rockwell, Project Manager



SLR-Portland	Project Name: Jeld Wen- Nord Door	Report Created:
1800 Blankenship Road Suite 440	Project Number: 008.228.00013	05/26/06 17:52
West Linn, OR 97068	Project Manager: R. Scott Miller	

Gasoline Hydrocarbons per NW TPH-Gx Method - Laboratory Quality Control Results
 TestAmerica - Portland, OR

QC Batch: 6050603 **Soil Preparation Method: EPA 5035 Modified**

Analyte	Method	Result	MDL*	MRL	Units	Dil	Source Result	Spike Amt	% REC	(Limits)	% RPD	(Limits)	Analyzed	Notes		
Blank (6050603-BLK1)													Extracted: 05/12/06 13:22			
Gasoline Range Hydrocarbons	NW TPH-Gx	ND	---	3.87	mg/kg wet	1x	--	--	--	--	--	--	05/12/06 14:13			
<i>Surrogate(s): a,a,a-TFT</i>		<i>Recovery: 74.0%</i>		<i>Limits: 50-150%</i>	<i>"</i>								<i>05/12/06 14:13</i>			
LCS (6050603-BS1)													Extracted: 05/12/06 13:22			
Gasoline Range Hydrocarbons	NW TPH-Gx	39.8	---	3.70	mg/kg wet	1x	--	46.2	86.1%	(70-130)	--	--	05/12/06 14:41			
<i>Surrogate(s): a,a,a-TFT</i>		<i>Recovery: 81.4%</i>		<i>Limits: 50-150%</i>	<i>"</i>								<i>05/12/06 14:41</i>			
Duplicate (6050603-DUP1)													QC Source: PPE0356-06		Extracted: 05/12/06 13:22	
Gasoline Range Hydrocarbons	NW TPH-Gx	1010	---	56.1	mg/kg dry	10x	1010	--	--	--	0.00%	(40)	05/12/06 19:17			
<i>Surrogate(s): a,a,a-TFT</i>		<i>Recovery: 167%</i>		<i>Limits: 50-150%</i>	<i>"</i>								<i>05/12/06 19:17</i>	<i>S-02</i>		
Duplicate (6050603-DUP2)													QC Source: PPE0255-17		Extracted: 05/12/06 13:22	
Gasoline Range Hydrocarbons	NW TPH-Gx	ND	---	4.35	mg/kg dry	1x	ND	--	--	--	8.41%	(40)	05/12/06 22:29			
<i>Surrogate(s): a,a,a-TFT</i>		<i>Recovery: 68.8%</i>		<i>Limits: 50-150%</i>	<i>"</i>								<i>05/12/06 22:29</i>			
Matrix Spike (6050603-MS1)													QC Source: PPE0356-09		Extracted: 05/12/06 13:22	
Gasoline Range Hydrocarbons	NW TPH-Gx	262	---	4.81	mg/kg dry	1x	222	60.1	66.6%	(65-130)	--	--	05/12/06 17:00	Q-01		
<i>Surrogate(s): a,a,a-TFT</i>		<i>Recovery: 74.3%</i>		<i>Limits: 50-150%</i>	<i>"</i>								<i>05/12/06 17:00</i>			

TestAmerica - Portland, OR

The results in this report apply to the samples analyzed in accordance with the chain of custody document. This analytical report must be reproduced in its entirety.

Sarah Rockwell

Sarah Rockwell, Project Manager



SLR-Portland	Project Name: Jeld Wen- Nord Door	Report Created:
1800 Blankenship Road Suite 440	Project Number: 008.228.00013	05/26/06 17:52
West Linn, OR 97068	Project Manager: R. Scott Miller	

Diesel and Heavy Range Hydrocarbons per NWTPH-Dx Method - Laboratory Quality Control Results
 TestAmerica - Portland, OR

QC Batch: 6050381 **Soil Preparation Method: EPA 3550 Fuels**

Analyte	Method	Result	MDL*	MRL	Units	Dil	Source Result	Spike Amt	% REC	(Limits)	% RPD	(Limits)	Analyzed	Notes	
Blank (6050381-BLK1)										Extracted: 05/09/06 14:00					
Diesel Range Organics	NWTPH-Dx	ND	---	12.5	mg/kg wet	1x	--	--	--	--	--	--	05/10/06 21:38		
Heavy Oil Range Hydrocarbons	"	ND	---	25.0	"	"	--	--	--	--	--	--	"		
<i>Surrogate(s): 1-Chlorooctadecane</i>		<i>Recovery: 93.5%</i>		<i>Limits: 50-150%</i>	<i>"</i>								<i>05/10/06 21:38</i>		
LCS (6050381-BS1)										Extracted: 05/09/06 14:00					
Diesel Range Organics	NWTPH-Dx	130	---	12.5	mg/kg wet	1x	--	126	103%	(50-150)	--	--	05/10/06 21:04		
Heavy Oil Range Hydrocarbons	"	78.9	---	25.0	"	"	--	76.5	103%	"	--	--	"		
<i>Surrogate(s): 1-Chlorooctadecane</i>		<i>Recovery: 104%</i>		<i>Limits: 50-150%</i>	<i>"</i>								<i>05/10/06 21:04</i>		
Duplicate (6050381-DUP1)										QC Source: PPE0120-01			Extracted: 05/09/06 14:00		
Diesel Range Organics	NWTPH-Dx	28.9	---	16.2	mg/kg dry	1x	35.0	--	--	--	19.1% (50)		05/14/06 04:50	D-09	
Heavy Oil Range Hydrocarbons	"	57.8	---	32.4	"	"	71.1	--	--	--	20.6%	"	"		
<i>Surrogate(s): 1-Chlorooctadecane</i>		<i>Recovery: 97.1%</i>		<i>Limits: 50-150%</i>	<i>"</i>								<i>05/14/06 04:50</i>		
Duplicate (6050381-DUP2)										QC Source: PPE0223-16			Extracted: 05/09/06 14:00		
Diesel Range Organics	NWTPH-Dx	ND	---	13.8	mg/kg dry	1x	ND	--	--	--	NR (50)		05/11/06 17:07		
Heavy Oil Range Hydrocarbons	"	582	---	27.7	"	"	167	--	--	--	111%	"	"	Q-14	
<i>Surrogate(s): 1-Chlorooctadecane</i>		<i>Recovery: 107%</i>		<i>Limits: 50-150%</i>	<i>"</i>								<i>05/11/06 17:07</i>		

TestAmerica - Portland, OR

The results in this report apply to the samples analyzed in accordance with the chain of custody document. This analytical report must be reproduced in its entirety.

Sarah Rockwell

Sarah Rockwell, Project Manager



SLR-Portland	Project Name: Jeld Wen- Nord Door	Report Created:
1800 Blankenship Road Suite 440	Project Number: 008.228.00013	05/26/06 17:52
West Linn, OR 97068	Project Manager: R. Scott Miller	

Diesel and Heavy Range Hydrocarbons per NWTPH-Dx Method with Acid/Silica Gel Cleanup - Laboratory Quality Control Results
 TestAmerica - Portland, OR

QC Batch: 6050306 **Water Preparation Method: EPA 3510 Fuels**

Analyte	Method	Result	MDL*	MRL	Units	Dil	Source Result	Spike Amt	% REC	(Limits)	% RPD	(Limits)	Analyzed	Notes
Blank (6050306-BLK1)													Extracted: 05/06/06 13:55	
Diesel Range Organics	NWTPH-Dx	ND	---	0.500	mg/l	1x	--	--	--	--	--	--	05/16/06 17:09	
Heavy Oil Range Hydrocarbons	"	ND	---	1.00	"	"	--	--	--	--	--	--	"	
<i>Surrogate(s): 1-Chlorooctadecane</i>		<i>Recovery: 93.9%</i>		<i>Limits: 50-150%</i>	<i>"</i>								<i>05/16/06 17:09</i>	

LCS (6050306-BS1)													Extracted: 05/06/06 13:55	
Diesel Range Organics	NWTPH-Dx	2.40	---	0.500	mg/l	1x	--	2.51	95.6%	(50-150)	--	--	05/16/06 17:42	
Heavy Oil Range Hydrocarbons	"	1.59	---	1.00	"	"	--	1.53	104%	"	--	--	"	
<i>Surrogate(s): 1-Chlorooctadecane</i>		<i>Recovery: 105%</i>		<i>Limits: 50-150%</i>	<i>"</i>								<i>05/16/06 17:42</i>	

LCS Dup (6050306-BSD1)													Extracted: 05/06/06 13:55	
Diesel Range Organics	NWTPH-Dx	2.40	---	0.500	mg/l	1x	--	2.51	95.6%	(50-150)	0.00% (50)		05/16/06 18:15	
Heavy Oil Range Hydrocarbons	"	1.61	---	1.00	"	"	--	1.53	105%	"	1.25%	"	"	
<i>Surrogate(s): 1-Chlorooctadecane</i>		<i>Recovery: 96.7%</i>		<i>Limits: 50-150%</i>	<i>"</i>								<i>05/16/06 18:15</i>	

QC Batch: 6050717 **Soil Preparation Method: EPA 3550 Fuels**

Analyte	Method	Result	MDL*	MRL	Units	Dil	Source Result	Spike Amt	% REC	(Limits)	% RPD	(Limits)	Analyzed	Notes
Blank (6050717-BLK1)													Extracted: 05/16/06 16:00	
Diesel Range Organics	NWTPH-Dx	ND	---	12.5	mg/kg wet	1x	--	--	--	--	--	--	05/18/06 00:26	
Heavy Oil Range Hydrocarbons	"	ND	---	25.0	"	"	--	--	--	--	--	--	"	
<i>Surrogate(s): 1-Chlorooctadecane</i>		<i>Recovery: 61.5%</i>		<i>Limits: 50-150%</i>	<i>"</i>								<i>05/18/06 00:26</i>	

LCS (6050717-BS1)													Extracted: 05/16/06 16:00	
Diesel Range Organics	NWTPH-Dx	126	---	12.5	mg/kg wet	1x	--	126	100%	(50-150)	--	--	05/18/06 00:59	
Heavy Oil Range Hydrocarbons	"	85.3	---	25.0	"	"	--	76.5	112%	"	--	--	"	
<i>Surrogate(s): 1-Chlorooctadecane</i>		<i>Recovery: 118%</i>		<i>Limits: 50-150%</i>	<i>"</i>								<i>05/18/06 00:59</i>	

Duplicate (6050717-DUP1)													QC Source: PPE0193-29		Extracted: 05/16/06 16:00	
Diesel Range Organics	NWTPH-Dx	22.7	---	15.6	mg/kg dry	1x	ND	--	--	--		(50)	05/18/06 10:16	D-09		
Heavy Oil Range Hydrocarbons	"	86.1	---	31.1	"	"	63.7	--	--	--	29.9%	"	"			
<i>Surrogate(s): 1-Chlorooctadecane</i>		<i>Recovery: 109%</i>		<i>Limits: 50-150%</i>	<i>"</i>								<i>05/18/06 10:16</i>			

Duplicate (6050717-DUP2)													QC Source: PPE0193-31		Extracted: 05/16/06 16:00	
Diesel Range Organics	NWTPH-Dx	ND	---	69.6	mg/kg dry	5x	ND	--	--	--	NR	(50)	05/18/06 10:50	R-05		
Heavy Oil Range Hydrocarbons	"	221	---	139	"	"	290	--	--	--	27.0%	"	"			
<i>Surrogate(s): 1-Chlorooctadecane</i>		<i>Recovery: 79.1%</i>		<i>Limits: 50-150%</i>	<i>"</i>								<i>05/18/06 10:50</i>			

TestAmerica - Portland, OR

The results in this report apply to the samples analyzed in accordance with the chain of custody document. This analytical report must be reproduced in its entirety.

Sarah Rockwell

Sarah Rockwell, Project Manager



SLR-Portland	Project Name: Jeld Wen- Nord Door	Report Created:
1800 Blankenship Road Suite 440	Project Number: 008.228.00013	05/26/06 17:52
West Linn, OR 97068	Project Manager: R. Scott Miller	

Volatile Organic Compounds per EPA Method 8260B - Laboratory Quality Control Results
TestAmerica - Portland, OR

QC Batch: 6050348 **Water Preparation Method: EPA 5030B**

Analyte	Method	Result	MDL*	MRL	Units	Dil	Source Result	Spike Amt	% REC	(Limits)	% RPD	(Limits)	Analyzed	Notes
Blank (6050348-BLK1)										Extracted: 05/08/06 12:19				
Acetone	EPA 8260B	ND	---	25.0	ug/l	1x	--	--	--	--	--	--	05/08/06 19:25	
Benzene	"	ND	---	1.00	"	"	--	--	--	--	--	--	"	
Bromobenzene	"	ND	---	1.00	"	"	--	--	--	--	--	--	"	
Bromochloromethane	"	ND	---	1.00	"	"	--	--	--	--	--	--	"	
Bromodichloromethane	"	ND	---	1.00	"	"	--	--	--	--	--	--	"	
Bromoform	"	ND	---	1.00	"	"	--	--	--	--	--	--	"	
Bromomethane	"	ND	---	5.00	"	"	--	--	--	--	--	--	"	
2-Butanone (MEK)	"	ND	---	10.0	"	"	--	--	--	--	--	--	"	
n-Butylbenzene	"	ND	---	5.00	"	"	--	--	--	--	--	--	"	
sec-Butylbenzene	"	ND	---	1.00	"	"	--	--	--	--	--	--	"	
tert-Butylbenzene	"	ND	---	1.00	"	"	--	--	--	--	--	--	"	
Carbon disulfide	"	ND	---	10.0	"	"	--	--	--	--	--	--	"	
Carbon tetrachloride	"	ND	---	1.00	"	"	--	--	--	--	--	--	"	
Chlorobenzene	"	ND	---	1.00	"	"	--	--	--	--	--	--	"	
Chloroethane	"	ND	---	1.00	"	"	--	--	--	--	--	--	"	
Chloroform	"	ND	---	1.00	"	"	--	--	--	--	--	--	"	
Chloromethane	"	ND	---	5.00	"	"	--	--	--	--	--	--	"	
2-Chlorotoluene	"	ND	---	1.00	"	"	--	--	--	--	--	--	"	
4-Chlorotoluene	"	ND	---	1.00	"	"	--	--	--	--	--	--	"	
1,2-Dibromo-3-chloropropane	"	ND	---	5.00	"	"	--	--	--	--	--	--	"	
Dibromochloromethane	"	ND	---	1.00	"	"	--	--	--	--	--	--	"	
1,2-Dibromoethane	"	ND	---	1.00	"	"	--	--	--	--	--	--	"	
Dibromomethane	"	ND	---	1.00	"	"	--	--	--	--	--	--	"	
1,2-Dichlorobenzene	"	ND	---	1.00	"	"	--	--	--	--	--	--	"	
1,3-Dichlorobenzene	"	ND	---	1.00	"	"	--	--	--	--	--	--	"	
1,4-Dichlorobenzene	"	ND	---	1.00	"	"	--	--	--	--	--	--	"	
Dichlorodifluoromethane	"	ND	---	5.00	"	"	--	--	--	--	--	--	"	
1,1-Dichloroethane	"	ND	---	1.00	"	"	--	--	--	--	--	--	"	
1,2-Dichloroethane	"	ND	---	1.00	"	"	--	--	--	--	--	--	"	
1,1-Dichloroethene	"	ND	---	1.00	"	"	--	--	--	--	--	--	"	
cis-1,2-Dichloroethene	"	ND	---	1.00	"	"	--	--	--	--	--	--	"	
trans-1,2-Dichloroethene	"	ND	---	1.00	"	"	--	--	--	--	--	--	"	
1,2-Dichloropropane	"	ND	---	1.00	"	"	--	--	--	--	--	--	"	
1,3-Dichloropropane	"	ND	---	1.00	"	"	--	--	--	--	--	--	"	
2,2-Dichloropropane	"	ND	---	1.00	"	"	--	--	--	--	--	--	"	
1,1-Dichloropropene	"	ND	---	1.00	"	"	--	--	--	--	--	--	"	
cis-1,3-Dichloropropene	"	ND	---	1.00	"	"	--	--	--	--	--	--	"	
trans-1,3-Dichloropropene	"	ND	---	1.00	"	"	--	--	--	--	--	--	"	
Ethylbenzene	"	ND	---	1.00	"	"	--	--	--	--	--	--	"	

TestAmerica - Portland, OR

The results in this report apply to the samples analyzed in accordance with the chain of custody document. This analytical report must be reproduced in its entirety.

Sarah Rockwell

Sarah Rockwell, Project Manager



SLR-Portland	Project Name: Jeld Wen- Nord Door	Report Created:
1800 Blankenship Road Suite 440	Project Number: 008.228.00013	05/26/06 17:52
West Linn, OR 97068	Project Manager: R. Scott Miller	

Volatile Organic Compounds per EPA Method 8260B - Laboratory Quality Control Results
 TestAmerica - Portland, OR

QC Batch: 6050348 **Water Preparation Method: EPA 5030B**

Analyte	Method	Result	MDL*	MRL	Units	Dil	Source Result	Spike Amt	% REC	(Limits)	% RPD	(Limits)	Analyzed	Notes
---------	--------	--------	------	-----	-------	-----	---------------	-----------	-------	----------	-------	----------	----------	-------

Blank (6050348-BLK1)													Extracted: 05/08/06 12:19			
Hexachlorobutadiene	EPA 8260B	ND	---	4.00	ug/l	1x	--	--	--	--	--	--	05/08/06 19:25			
2-Hexanone	"	ND	---	10.0	"	"	--	--	--	--	--	--	"			
Isopropylbenzene	"	ND	---	2.00	"	"	--	--	--	--	--	--	"			
p-Isopropyltoluene	"	ND	---	2.00	"	"	--	--	--	--	--	--	"			
4-Methyl-2-pentanone	"	ND	---	5.00	"	"	--	--	--	--	--	--	"			
Methyl tert-butyl ether	"	ND	---	1.00	"	"	--	--	--	--	--	--	"			
Methylene chloride	"	ND	---	5.00	"	"	--	--	--	--	--	--	"			
Naphthalene	"	ND	---	2.00	"	"	--	--	--	--	--	--	"			
n-Propylbenzene	"	ND	---	1.00	"	"	--	--	--	--	--	--	"			
Styrene	"	ND	---	1.00	"	"	--	--	--	--	--	--	"			
1,1,1,2-Tetrachloroethane	"	ND	---	1.00	"	"	--	--	--	--	--	--	"			
1,1,2,2-Tetrachloroethane	"	ND	---	1.00	"	"	--	--	--	--	--	--	"			
Tetrachloroethene	"	ND	---	1.00	"	"	--	--	--	--	--	--	"			
Toluene	"	ND	---	1.00	"	"	--	--	--	--	--	--	"			
1,2,3-Trichlorobenzene	"	ND	---	1.00	"	"	--	--	--	--	--	--	"			
1,2,4-Trichlorobenzene	"	ND	---	1.00	"	"	--	--	--	--	--	--	"			
1,1,1-Trichloroethane	"	ND	---	1.00	"	"	--	--	--	--	--	--	"			
1,1,2-Trichloroethane	"	ND	---	1.00	"	"	--	--	--	--	--	--	"			
Trichloroethene	"	ND	---	1.00	"	"	--	--	--	--	--	--	"			
Trichlorofluoromethane	"	ND	---	1.00	"	"	--	--	--	--	--	--	"			
1,2,3-Trichloropropane	"	ND	---	1.00	"	"	--	--	--	--	--	--	"			
1,2,4-Trimethylbenzene	"	ND	---	1.00	"	"	--	--	--	--	--	--	"			
1,3,5-Trimethylbenzene	"	ND	---	1.00	"	"	--	--	--	--	--	--	"			
Vinyl chloride	"	ND	---	1.00	"	"	--	--	--	--	--	--	"			
o-Xylene	"	ND	---	1.00	"	"	--	--	--	--	--	--	"			
m,p-Xylene	"	ND	---	2.00	"	"	--	--	--	--	--	--	"			
<i>Surrogate(s): 4-BFB</i>													<i>Recovery: 91.0%</i>	<i>Limits: 80-120%</i>	<i>"</i>	<i>05/08/06 19:25</i>
<i>1,2-DCA-d4</i>													<i>96.5%</i>	<i>80-120%</i>	<i>"</i>	<i>"</i>
<i>Dibromofluoromethane</i>													<i>95.5%</i>	<i>80-120%</i>	<i>"</i>	<i>"</i>
<i>Toluene-d8</i>													<i>96.5%</i>	<i>80-120%</i>	<i>"</i>	<i>"</i>

Sarah Rockwell

Sarah Rockwell, Project Manager



SLR-Portland	Project Name: Jeld Wen- Nord Door	Report Created:
1800 Blankenship Road Suite 440	Project Number: 008.228.00013	05/26/06 17:52
West Linn, OR 97068	Project Manager: R. Scott Miller	

Volatile Organic Compounds per EPA Method 8260B - Laboratory Quality Control Results
 TestAmerica - Portland, OR

QC Batch: 6050348 **Water Preparation Method: EPA 5030B**

Analyte	Method	Result	MDL*	MRL	Units	Dil	Source Result	Spike Amt	% REC	(Limits)	% RPD	(Limits)	Analyzed	Notes
LCS (6050348-BS1)													Extracted: 05/08/06 12:19	
Benzene	EPA 8260B	21.3	---	1.00	ug/l	1x	--	20.0	106%	(80-120)	--	--	05/08/06 17:38	
Chlorobenzene	"	20.4	---	1.00	"	"	--	"	102%	(80-124)	--	--	"	
1,1-Dichloroethene	"	21.4	---	1.00	"	"	--	"	107%	(78-120)	--	--	"	
Toluene	"	20.9	---	1.00	"	"	--	"	104%	(80-124)	--	--	"	
Trichloroethene	"	22.0	---	1.00	"	"	--	"	110%	(80-132)	--	--	"	
<i>Surrogate(s): 4-BFB</i>		<i>Recovery: 107%</i>		<i>Limits: 80-120%</i>		<i>"</i>						<i>05/08/06 17:38</i>		
<i>1,2-DCA-d4</i>		<i>94.5%</i>		<i>80-120%</i>		<i>"</i>						<i>"</i>		
<i>Dibromofluoromethane</i>		<i>97.5%</i>		<i>80-120%</i>		<i>"</i>						<i>"</i>		
<i>Toluene-d8</i>		<i>101%</i>		<i>80-120%</i>		<i>"</i>						<i>"</i>		

Matrix Spike (6050348-MS1)													QC Source: PPE0193-08		Extracted: 05/08/06 12:19	
Benzene	EPA 8260B	20.7	---	1.00	ug/l	1x	ND	20.0	104%	(80-124)	--	--	05/08/06 18:05			
Chlorobenzene	"	19.9	---	1.00	"	"	ND	"	99.5%	(72.9-134)	--	--	"			
1,1-Dichloroethene	"	20.7	---	1.00	"	"	ND	"	104%	(79.3-127)	--	--	"			
Toluene	"	20.3	---	1.00	"	"	ND	"	102%	(79.7-131)	--	--	"			
Trichloroethene	"	19.8	---	1.00	"	"	ND	"	99.0%	(68.4-130)	--	--	"			
<i>Surrogate(s): 4-BFB</i>		<i>Recovery: 102%</i>		<i>Limits: 80-120%</i>		<i>"</i>						<i>05/08/06 18:05</i>				
<i>1,2-DCA-d4</i>		<i>94.0%</i>		<i>80-120%</i>		<i>"</i>						<i>"</i>				
<i>Dibromofluoromethane</i>		<i>97.0%</i>		<i>80-120%</i>		<i>"</i>						<i>"</i>				
<i>Toluene-d8</i>		<i>100%</i>		<i>80-120%</i>		<i>"</i>						<i>"</i>				

Matrix Spike Dup (6050348-MSD1)													QC Source: PPE0193-08		Extracted: 05/08/06 12:19	
Benzene	EPA 8260B	21.7	---	1.00	ug/l	1x	ND	20.0	108%	(80-124)	4.72% (25)		05/08/06 18:31			
Chlorobenzene	"	20.9	---	1.00	"	"	ND	"	104%	(72.9-134)	4.90%	"	"			
1,1-Dichloroethene	"	21.5	---	1.00	"	"	ND	"	108%	(79.3-127)	3.79%	"	"			
Toluene	"	21.1	---	1.00	"	"	ND	"	106%	(79.7-131)	3.86%	"	"			
Trichloroethene	"	20.7	---	1.00	"	"	ND	"	104%	(68.4-130)	4.44%	"	"			
<i>Surrogate(s): 4-BFB</i>		<i>Recovery: 104%</i>		<i>Limits: 80-120%</i>		<i>"</i>						<i>05/08/06 18:31</i>				
<i>1,2-DCA-d4</i>		<i>94.0%</i>		<i>80-120%</i>		<i>"</i>						<i>"</i>				
<i>Dibromofluoromethane</i>		<i>96.5%</i>		<i>80-120%</i>		<i>"</i>						<i>"</i>				
<i>Toluene-d8</i>		<i>99.5%</i>		<i>80-120%</i>		<i>"</i>						<i>"</i>				

TestAmerica - Portland, OR

The results in this report apply to the samples analyzed in accordance with the chain of custody document. This analytical report must be reproduced in its entirety.

Sarah Rockwell

Sarah Rockwell, Project Manager



SLR-Portland	Project Name: Jeld Wen- Nord Door	Report Created:
1800 Blankenship Road Suite 440	Project Number: 008.228.00013	05/26/06 17:52
West Linn, OR 97068	Project Manager: R. Scott Miller	

Volatile Organic Compounds per EPA Method 8260B - Laboratory Quality Control Results
TestAmerica - Portland, OR

QC Batch: 6050582 **Water Preparation Method: EPA 5030B**

Analyte	Method	Result	MDL*	MRL	Units	Dil	Source Result	Spike Amt	% REC	(Limits)	% RPD	(Limits)	Analyzed	Notes
Blank (6050582-BLK1)										Extracted: 05/12/06 08:41				
Acetone	EPA 8260B	ND	---	25.0	ug/l	1x	--	--	--	--	--	--	05/12/06 13:07	
Benzene	"	ND	---	1.00	"	"	--	--	--	--	--	--	"	
Bromobenzene	"	ND	---	1.00	"	"	--	--	--	--	--	--	"	
Bromochloromethane	"	ND	---	1.00	"	"	--	--	--	--	--	--	"	
Bromodichloromethane	"	ND	---	1.00	"	"	--	--	--	--	--	--	"	
Bromoform	"	ND	---	1.00	"	"	--	--	--	--	--	--	"	
Bromomethane	"	ND	---	5.00	"	"	--	--	--	--	--	--	"	
2-Butanone (MEK)	"	ND	---	10.0	"	"	--	--	--	--	--	--	"	
n-Butylbenzene	"	ND	---	5.00	"	"	--	--	--	--	--	--	"	
sec-Butylbenzene	"	ND	---	1.00	"	"	--	--	--	--	--	--	"	
tert-Butylbenzene	"	ND	---	1.00	"	"	--	--	--	--	--	--	"	
Carbon disulfide	"	ND	---	10.0	"	"	--	--	--	--	--	--	"	
Carbon tetrachloride	"	ND	---	1.00	"	"	--	--	--	--	--	--	"	
Chlorobenzene	"	ND	---	1.00	"	"	--	--	--	--	--	--	"	
Chloroethane	"	ND	---	1.00	"	"	--	--	--	--	--	--	"	
Chloroform	"	ND	---	1.00	"	"	--	--	--	--	--	--	"	
Chloromethane	"	ND	---	5.00	"	"	--	--	--	--	--	--	"	
2-Chlorotoluene	"	ND	---	1.00	"	"	--	--	--	--	--	--	"	
4-Chlorotoluene	"	ND	---	1.00	"	"	--	--	--	--	--	--	"	
1,2-Dibromo-3-chloropropane	"	ND	---	5.00	"	"	--	--	--	--	--	--	"	
Dibromochloromethane	"	ND	---	1.00	"	"	--	--	--	--	--	--	"	
1,2-Dibromoethane	"	ND	---	1.00	"	"	--	--	--	--	--	--	"	
Dibromomethane	"	ND	---	1.00	"	"	--	--	--	--	--	--	"	
1,2-Dichlorobenzene	"	ND	---	1.00	"	"	--	--	--	--	--	--	"	
1,3-Dichlorobenzene	"	ND	---	1.00	"	"	--	--	--	--	--	--	"	
1,4-Dichlorobenzene	"	ND	---	1.00	"	"	--	--	--	--	--	--	"	
Dichlorodifluoromethane	"	ND	---	5.00	"	"	--	--	--	--	--	--	"	
1,1-Dichloroethane	"	ND	---	1.00	"	"	--	--	--	--	--	--	"	
1,2-Dichloroethane	"	ND	---	1.00	"	"	--	--	--	--	--	--	"	
1,1-Dichloroethene	"	ND	---	1.00	"	"	--	--	--	--	--	--	"	
cis-1,2-Dichloroethene	"	ND	---	1.00	"	"	--	--	--	--	--	--	"	
trans-1,2-Dichloroethene	"	ND	---	1.00	"	"	--	--	--	--	--	--	"	
1,2-Dichloropropane	"	ND	---	1.00	"	"	--	--	--	--	--	--	"	
1,3-Dichloropropane	"	ND	---	1.00	"	"	--	--	--	--	--	--	"	
2,2-Dichloropropane	"	ND	---	1.00	"	"	--	--	--	--	--	--	"	
1,1-Dichloropropene	"	ND	---	1.00	"	"	--	--	--	--	--	--	"	
cis-1,3-Dichloropropene	"	ND	---	1.00	"	"	--	--	--	--	--	--	"	
trans-1,3-Dichloropropene	"	ND	---	1.00	"	"	--	--	--	--	--	--	"	
Ethylbenzene	"	ND	---	1.00	"	"	--	--	--	--	--	--	"	

TestAmerica - Portland, OR

The results in this report apply to the samples analyzed in accordance with the chain of custody document. This analytical report must be reproduced in its entirety.

Sarah Rockwell

Sarah Rockwell, Project Manager



SLR-Portland	Project Name: Jeld Wen- Nord Door	Report Created:
1800 Blankenship Road Suite 440	Project Number: 008.228.00013	05/26/06 17:52
West Linn, OR 97068	Project Manager: R. Scott Miller	

Volatile Organic Compounds per EPA Method 8260B - Laboratory Quality Control Results
 TestAmerica - Portland, OR

QC Batch: 6050582 **Water Preparation Method: EPA 5030B**

Analyte	Method	Result	MDL*	MRL	Units	Dil	Source Result	Spike Amt	% REC	(Limits)	% RPD	(Limits)	Analyzed	Notes
---------	--------	--------	------	-----	-------	-----	---------------	-----------	-------	----------	-------	----------	----------	-------

Blank (6050582-BLK1)

Extracted: 05/12/06 08:41

Hexachlorobutadiene	EPA 8260B	ND	---	4.00	ug/l	1x	--	--	--	--	--	--	05/12/06 13:07	
2-Hexanone	"	ND	---	10.0	"	"	--	--	--	--	--	--	"	
Isopropylbenzene	"	ND	---	2.00	"	"	--	--	--	--	--	--	"	
p-Isopropyltoluene	"	ND	---	2.00	"	"	--	--	--	--	--	--	"	
4-Methyl-2-pentanone	"	ND	---	5.00	"	"	--	--	--	--	--	--	"	
Methyl tert-butyl ether	"	ND	---	1.00	"	"	--	--	--	--	--	--	"	
Methylene chloride	"	ND	---	5.00	"	"	--	--	--	--	--	--	"	
Naphthalene	"	ND	---	2.00	"	"	--	--	--	--	--	--	"	
n-Propylbenzene	"	ND	---	1.00	"	"	--	--	--	--	--	--	"	
Styrene	"	ND	---	1.00	"	"	--	--	--	--	--	--	"	
1,1,1,2-Tetrachloroethane	"	ND	---	1.00	"	"	--	--	--	--	--	--	"	
1,1,2,2-Tetrachloroethane	"	ND	---	1.00	"	"	--	--	--	--	--	--	"	
Tetrachloroethene	"	ND	---	1.00	"	"	--	--	--	--	--	--	"	
Toluene	"	ND	---	1.00	"	"	--	--	--	--	--	--	"	
1,2,3-Trichlorobenzene	"	ND	---	1.00	"	"	--	--	--	--	--	--	"	
1,2,4-Trichlorobenzene	"	ND	---	1.00	"	"	--	--	--	--	--	--	"	
1,1,1-Trichloroethane	"	ND	---	1.00	"	"	--	--	--	--	--	--	"	
1,1,2-Trichloroethane	"	ND	---	1.00	"	"	--	--	--	--	--	--	"	
Trichloroethene	"	ND	---	1.00	"	"	--	--	--	--	--	--	"	
Trichlorofluoromethane	"	ND	---	1.00	"	"	--	--	--	--	--	--	"	
1,2,3-Trichloropropane	"	ND	---	1.00	"	"	--	--	--	--	--	--	"	
1,2,4-Trimethylbenzene	"	ND	---	1.00	"	"	--	--	--	--	--	--	"	
1,3,5-Trimethylbenzene	"	ND	---	1.00	"	"	--	--	--	--	--	--	"	
Vinyl chloride	"	ND	---	1.00	"	"	--	--	--	--	--	--	"	
o-Xylene	"	ND	---	1.00	"	"	--	--	--	--	--	--	"	
m,p-Xylene	"	ND	---	2.00	"	"	--	--	--	--	--	--	"	

Surrogate(s): 4-BFB	Recovery: 91.0%	Limits: 80-120%	"	05/12/06 13:07
1,2-DCA-d4	117%	80-120%	"	"
Dibromofluoromethane	114%	80-120%	"	"
Toluene-d8	106%	80-120%	"	"

TestAmerica - Portland, OR

The results in this report apply to the samples analyzed in accordance with the chain of custody document. This analytical report must be reproduced in its entirety.

Sarah Rockwell

Sarah Rockwell, Project Manager



SLR-Portland	Project Name: Jeld Wen- Nord Door	Report Created:
1800 Blankenship Road Suite 440	Project Number: 008.228.00013	05/26/06 17:52
West Linn, OR 97068	Project Manager: R. Scott Miller	

Volatile Organic Compounds per EPA Method 8260B - Laboratory Quality Control Results
 TestAmerica - Portland, OR

QC Batch: 6050582 **Water Preparation Method: EPA 5030B**

Analyte	Method	Result	MDL*	MRL	Units	Dil	Source Result	Spike Amt	% REC	(Limits)	% RPD	(Limits)	Analyzed	Notes
LCS (6050582-BS1)													Extracted: 05/12/06 08:41	
Benzene	EPA 8260B	22.5	---	1.00	ug/l	1x	--	20.0	112%	(80-120)	--	--	05/12/06 10:40	
Chlorobenzene	"	23.0	---	1.00	"	"	--	"	115%	(80-124)	--	--	"	
1,1-Dichloroethene	"	20.5	---	1.00	"	"	--	"	102%	(78-120)	--	--	"	
Toluene	"	22.4	---	1.00	"	"	--	"	112%	(80-124)	--	--	"	
Trichloroethene	"	22.4	---	1.00	"	"	--	"	112%	(80-132)	--	--	"	
<i>Surrogate(s): 4-BFB</i>		<i>Recovery: 104%</i>		<i>Limits: 80-120%</i>		<i>"</i>						<i>05/12/06 10:40</i>		
<i>1,2-DCA-d4</i>		<i>113%</i>		<i>80-120%</i>		<i>"</i>						<i>"</i>		
<i>Dibromofluoromethane</i>		<i>112%</i>		<i>80-120%</i>		<i>"</i>						<i>"</i>		
<i>Toluene-d8</i>		<i>110%</i>		<i>80-120%</i>		<i>"</i>						<i>"</i>		

Matrix Spike (6050582-MS1)													QC Source: PPE0489-01		Extracted: 05/12/06 08:41	
Benzene	EPA 8260B	23.5	---	1.00	ug/l	1x	ND	20.0	118%	(80-124)	--	--	05/12/06 11:12			
Chlorobenzene	"	23.5	---	1.00	"	"	ND	"	118%	(72.9-134)	--	--	"			
1,1-Dichloroethene	"	20.8	---	1.00	"	"	ND	"	104%	(79.3-127)	--	--	"			
Toluene	"	20.0	---	1.00	"	"	ND	"	100%	(79.7-131)	--	--	"			
Trichloroethene	"	22.1	---	1.00	"	"	ND	"	110%	(68.4-130)	--	--	"			
<i>Surrogate(s): 4-BFB</i>		<i>Recovery: 95.0%</i>		<i>Limits: 80-120%</i>		<i>"</i>						<i>05/12/06 11:12</i>				
<i>1,2-DCA-d4</i>		<i>111%</i>		<i>80-120%</i>		<i>"</i>						<i>"</i>				
<i>Dibromofluoromethane</i>		<i>114%</i>		<i>80-120%</i>		<i>"</i>						<i>"</i>				
<i>Toluene-d8</i>		<i>99.0%</i>		<i>80-120%</i>		<i>"</i>						<i>"</i>				

Matrix Spike Dup (6050582-MSD1)													QC Source: PPE0489-01		Extracted: 05/12/06 08:41	
Benzene	EPA 8260B	24.0	---	1.00	ug/l	1x	ND	20.0	120%	(80-124)	2.11% (25)		05/12/06 11:41			
Chlorobenzene	"	23.7	---	1.00	"	"	ND	"	118%	(72.9-134)	0.847%	"	"			
1,1-Dichloroethene	"	20.5	---	1.00	"	"	ND	"	102%	(79.3-127)	1.45%	"	"			
Toluene	"	19.3	---	1.00	"	"	ND	"	96.5%	(79.7-131)	3.56%	"	"			
Trichloroethene	"	22.7	---	1.00	"	"	ND	"	114%	(68.4-130)	2.68%	"	"			
<i>Surrogate(s): 4-BFB</i>		<i>Recovery: 99.5%</i>		<i>Limits: 80-120%</i>		<i>"</i>						<i>05/12/06 11:41</i>				
<i>1,2-DCA-d4</i>		<i>113%</i>		<i>80-120%</i>		<i>"</i>						<i>"</i>				
<i>Dibromofluoromethane</i>		<i>112%</i>		<i>80-120%</i>		<i>"</i>						<i>"</i>				
<i>Toluene-d8</i>		<i>98.0%</i>		<i>80-120%</i>		<i>"</i>						<i>"</i>				

TestAmerica - Portland, OR

The results in this report apply to the samples analyzed in accordance with the chain of custody document. This analytical report must be reproduced in its entirety.

Sarah Rockwell

Sarah Rockwell, Project Manager



SLR-Portland	Project Name: Jeld Wen- Nord Door	Report Created:
1800 Blankenship Road Suite 440	Project Number: 008.228.00013	05/26/06 17:52
West Linn, OR 97068	Project Manager: R. Scott Miller	

Volatile Organic Compounds per EPA Method 8260B - Laboratory Quality Control Results
TestAmerica - Portland, OR

QC Batch: 6050651 **Water Preparation Method: EPA 5030B**

Analyte	Method	Result	MDL*	MRL	Units	Dil	Source Result	Spike Amt	% REC	(Limits)	% RPD	(Limits)	Analyzed	Notes
Blank (6050651-BLK1)										Extracted: 05/15/06 08:50				
Acetone	EPA 8260B	ND	---	25.0	ug/l	1x	--	--	--	--	--	--	05/15/06 15:19	
Benzene	"	ND	---	1.00	"	"	--	--	--	--	--	--	"	
Bromobenzene	"	ND	---	1.00	"	"	--	--	--	--	--	--	"	
Bromochloromethane	"	ND	---	1.00	"	"	--	--	--	--	--	--	"	
Bromodichloromethane	"	ND	---	1.00	"	"	--	--	--	--	--	--	"	
Bromoform	"	ND	---	1.00	"	"	--	--	--	--	--	--	"	
Bromomethane	"	ND	---	5.00	"	"	--	--	--	--	--	--	"	
2-Butanone (MEK)	"	ND	---	10.0	"	"	--	--	--	--	--	--	"	
n-Butylbenzene	"	ND	---	5.00	"	"	--	--	--	--	--	--	"	
sec-Butylbenzene	"	ND	---	1.00	"	"	--	--	--	--	--	--	"	
tert-Butylbenzene	"	ND	---	1.00	"	"	--	--	--	--	--	--	"	
Carbon disulfide	"	ND	---	10.0	"	"	--	--	--	--	--	--	"	
Carbon tetrachloride	"	ND	---	1.00	"	"	--	--	--	--	--	--	"	
Chlorobenzene	"	ND	---	1.00	"	"	--	--	--	--	--	--	"	
Chloroethane	"	ND	---	1.00	"	"	--	--	--	--	--	--	"	
Chloroform	"	ND	---	1.00	"	"	--	--	--	--	--	--	"	
Chloromethane	"	ND	---	5.00	"	"	--	--	--	--	--	--	"	
2-Chlorotoluene	"	ND	---	1.00	"	"	--	--	--	--	--	--	"	
4-Chlorotoluene	"	ND	---	1.00	"	"	--	--	--	--	--	--	"	
1,2-Dibromo-3-chloropropane	"	ND	---	5.00	"	"	--	--	--	--	--	--	"	
Dibromochloromethane	"	ND	---	1.00	"	"	--	--	--	--	--	--	"	
1,2-Dibromoethane	"	ND	---	1.00	"	"	--	--	--	--	--	--	"	
Dibromomethane	"	ND	---	1.00	"	"	--	--	--	--	--	--	"	
1,2-Dichlorobenzene	"	ND	---	1.00	"	"	--	--	--	--	--	--	"	
1,3-Dichlorobenzene	"	ND	---	1.00	"	"	--	--	--	--	--	--	"	
1,4-Dichlorobenzene	"	ND	---	1.00	"	"	--	--	--	--	--	--	"	
Dichlorodifluoromethane	"	ND	---	5.00	"	"	--	--	--	--	--	--	"	
1,1-Dichloroethane	"	ND	---	1.00	"	"	--	--	--	--	--	--	"	
1,2-Dichloroethane	"	ND	---	1.00	"	"	--	--	--	--	--	--	"	
1,1-Dichloroethene	"	ND	---	1.00	"	"	--	--	--	--	--	--	"	
cis-1,2-Dichloroethene	"	ND	---	1.00	"	"	--	--	--	--	--	--	"	
trans-1,2-Dichloroethene	"	ND	---	1.00	"	"	--	--	--	--	--	--	"	
1,2-Dichloropropane	"	ND	---	1.00	"	"	--	--	--	--	--	--	"	
1,3-Dichloropropane	"	ND	---	1.00	"	"	--	--	--	--	--	--	"	
2,2-Dichloropropane	"	ND	---	1.00	"	"	--	--	--	--	--	--	"	
1,1-Dichloropropene	"	ND	---	1.00	"	"	--	--	--	--	--	--	"	
cis-1,3-Dichloropropene	"	ND	---	1.00	"	"	--	--	--	--	--	--	"	
trans-1,3-Dichloropropene	"	ND	---	1.00	"	"	--	--	--	--	--	--	"	
Ethylbenzene	"	ND	---	1.00	"	"	--	--	--	--	--	--	"	

TestAmerica - Portland, OR

The results in this report apply to the samples analyzed in accordance with the chain of custody document. This analytical report must be reproduced in its entirety.

Sarah Rockwell

Sarah Rockwell, Project Manager



SLR-Portland	Project Name: Jeld Wen- Nord Door	Report Created:
1800 Blankenship Road Suite 440	Project Number: 008.228.00013	05/26/06 17:52
West Linn, OR 97068	Project Manager: R. Scott Miller	

Volatile Organic Compounds per EPA Method 8260B - Laboratory Quality Control Results
 TestAmerica - Portland, OR

QC Batch: 6050651 **Water Preparation Method: EPA 5030B**

Analyte	Method	Result	MDL*	MRL	Units	Dil	Source Result	Spike Amt	% REC	(Limits)	% RPD	(Limits)	Analyzed	Notes
---------	--------	--------	------	-----	-------	-----	---------------	-----------	-------	----------	-------	----------	----------	-------

Blank (6050651-BLK1)

Extracted: 05/15/06 08:50

Hexachlorobutadiene	EPA 8260B	ND	---	4.00	ug/l	1x	--	--	--	--	--	--	05/15/06 15:19	
2-Hexanone	"	ND	---	10.0	"	"	--	--	--	--	--	--	"	
Isopropylbenzene	"	ND	---	2.00	"	"	--	--	--	--	--	--	"	
p-Isopropyltoluene	"	ND	---	2.00	"	"	--	--	--	--	--	--	"	
4-Methyl-2-pentanone	"	ND	---	5.00	"	"	--	--	--	--	--	--	"	
Methyl tert-butyl ether	"	ND	---	1.00	"	"	--	--	--	--	--	--	"	
Methylene chloride	"	ND	---	5.00	"	"	--	--	--	--	--	--	"	
Naphthalene	"	ND	---	2.00	"	"	--	--	--	--	--	--	"	
n-Propylbenzene	"	ND	---	1.00	"	"	--	--	--	--	--	--	"	
Styrene	"	ND	---	1.00	"	"	--	--	--	--	--	--	"	
1,1,1,2-Tetrachloroethane	"	ND	---	1.00	"	"	--	--	--	--	--	--	"	
1,1,2,2-Tetrachloroethane	"	ND	---	1.00	"	"	--	--	--	--	--	--	"	
Tetrachloroethene	"	ND	---	1.00	"	"	--	--	--	--	--	--	"	
Toluene	"	ND	---	1.00	"	"	--	--	--	--	--	--	"	
1,2,3-Trichlorobenzene	"	ND	---	1.00	"	"	--	--	--	--	--	--	"	
1,2,4-Trichlorobenzene	"	ND	---	1.00	"	"	--	--	--	--	--	--	"	
1,1,1-Trichloroethane	"	ND	---	1.00	"	"	--	--	--	--	--	--	"	
1,1,2-Trichloroethane	"	ND	---	1.00	"	"	--	--	--	--	--	--	"	
Trichloroethene	"	ND	---	1.00	"	"	--	--	--	--	--	--	"	
Trichlorofluoromethane	"	ND	---	1.00	"	"	--	--	--	--	--	--	"	
1,2,3-Trichloropropane	"	ND	---	1.00	"	"	--	--	--	--	--	--	"	
1,2,4-Trimethylbenzene	"	ND	---	1.00	"	"	--	--	--	--	--	--	"	
1,3,5-Trimethylbenzene	"	ND	---	1.00	"	"	--	--	--	--	--	--	"	
Vinyl chloride	"	ND	---	1.00	"	"	--	--	--	--	--	--	"	
o-Xylene	"	ND	---	1.00	"	"	--	--	--	--	--	--	"	
m,p-Xylene	"	ND	---	2.00	"	"	--	--	--	--	--	--	"	

Surrogate(s): 4-BFB	Recovery: 91.5%	Limits: 80-120%	"	05/15/06 15:19
1,2-DCA-d4	108%	80-120%	"	"
Dibromofluoromethane	104%	80-120%	"	"
Toluene-d8	100%	80-120%	"	"

TestAmerica - Portland, OR

The results in this report apply to the samples analyzed in accordance with the chain of custody document. This analytical report must be reproduced in its entirety.

Sarah Rockwell

Sarah Rockwell, Project Manager



SLR-Portland	Project Name: Jeld Wen- Nord Door	Report Created:
1800 Blankenship Road Suite 440	Project Number: 008.228.00013	05/26/06 17:52
West Linn, OR 97068	Project Manager: R. Scott Miller	

Volatile Organic Compounds per EPA Method 8260B - Laboratory Quality Control Results
 TestAmerica - Portland, OR

QC Batch: 6050651 **Water Preparation Method: EPA 5030B**

Analyte	Method	Result	MDL*	MRL	Units	Dil	Source Result	Spike Amt	% REC	(Limits)	% RPD	(Limits)	Analyzed	Notes
LCS (6050651-BS1)													Extracted: 05/15/06 08:50	
Benzene	EPA 8260B	21.7	---	1.00	ug/l	1x	--	20.0	108%	(80-120)	--	--	05/15/06 13:30	
Chlorobenzene	"	20.9	---	1.00	"	"	--	"	104%	(80-124)	--	--	"	
1,1-Dichloroethene	"	20.9	---	1.00	"	"	--	"	104%	(78-120)	--	--	"	
Toluene	"	21.3	---	1.00	"	"	--	"	106%	(80-124)	--	--	"	
Trichloroethene	"	24.6	---	1.00	"	"	--	"	123%	(80-132)	--	--	"	
<i>Surrogate(s): 4-BFB</i>		<i>Recovery: 116%</i>		<i>Limits: 80-120%</i>		<i>"</i>						<i>05/15/06 13:30</i>		
<i>1,2-DCA-d4</i>		<i>106%</i>		<i>80-120%</i>		<i>"</i>						<i>"</i>		
<i>Dibromofluoromethane</i>		<i>103%</i>		<i>80-120%</i>		<i>"</i>						<i>"</i>		
<i>Toluene-d8</i>		<i>106%</i>		<i>80-120%</i>		<i>"</i>						<i>"</i>		

Matrix Spike (6050651-MS1)													QC Source: PPE0530-01		Extracted: 05/15/06 08:50	
Benzene	EPA 8260B	20.7	---	1.00	ug/l	1x	ND	20.0	104%	(80-124)	--	--	05/15/06 13:57			
Chlorobenzene	"	19.9	---	1.00	"	"	ND	"	99.5%	(72.9-134)	--	--	"			
1,1-Dichloroethene	"	19.4	---	1.00	"	"	ND	"	97.0%	(79.3-127)	--	--	"			
Toluene	"	17.4	---	1.00	"	"	ND	"	87.0%	(79.7-131)	--	--	"			
Trichloroethene	"	19.8	---	1.00	"	"	ND	"	99.0%	(68.4-130)	--	--	"			
<i>Surrogate(s): 4-BFB</i>		<i>Recovery: 106%</i>		<i>Limits: 80-120%</i>		<i>"</i>						<i>05/15/06 13:57</i>				
<i>1,2-DCA-d4</i>		<i>102%</i>		<i>80-120%</i>		<i>"</i>						<i>"</i>				
<i>Dibromofluoromethane</i>		<i>101%</i>		<i>80-120%</i>		<i>"</i>						<i>"</i>				
<i>Toluene-d8</i>		<i>96.0%</i>		<i>80-120%</i>		<i>"</i>						<i>"</i>				

Matrix Spike Dup (6050651-MSD1)													QC Source: PPE0530-01		Extracted: 05/15/06 08:50	
Benzene	EPA 8260B	21.9	---	1.00	ug/l	1x	ND	20.0	110%	(80-124)	5.63%	(25)	05/15/06 14:24			
Chlorobenzene	"	21.3	---	1.00	"	"	ND	"	106%	(72.9-134)	6.80%	"	"			
1,1-Dichloroethene	"	20.1	---	1.00	"	"	ND	"	100%	(79.3-127)	3.54%	"	"			
Toluene	"	17.9	---	1.00	"	"	ND	"	89.5%	(79.7-131)	2.83%	"	"			
Trichloroethene	"	20.9	---	1.00	"	"	ND	"	104%	(68.4-130)	5.41%	"	"			
<i>Surrogate(s): 4-BFB</i>		<i>Recovery: 110%</i>		<i>Limits: 80-120%</i>		<i>"</i>						<i>05/15/06 14:24</i>				
<i>1,2-DCA-d4</i>		<i>102%</i>		<i>80-120%</i>		<i>"</i>						<i>"</i>				
<i>Dibromofluoromethane</i>		<i>102%</i>		<i>80-120%</i>		<i>"</i>						<i>"</i>				
<i>Toluene-d8</i>		<i>96.0%</i>		<i>80-120%</i>		<i>"</i>						<i>"</i>				

TestAmerica - Portland, OR

The results in this report apply to the samples analyzed in accordance with the chain of custody document. This analytical report must be reproduced in its entirety.

Sarah Rockwell

Sarah Rockwell, Project Manager



SLR-Portland	Project Name: Jeld Wen- Nord Door	Report Created:
1800 Blankenship Road Suite 440	Project Number: 008.228.00013	05/26/06 17:52
West Linn, OR 97068	Project Manager: R. Scott Miller	

Volatile Organic Compounds per EPA Method 8260B - Laboratory Quality Control Results
 TestAmerica - Portland, OR

QC Batch: 6050659 **Soil Preparation Method: EPA 5035 Modified**

Analyte	Method	Result	MDL*	MRL	Units	Dil	Source Result	Spike Amt	% REC	(Limits)	% RPD	(Limits)	Analyzed	Notes
Blank (6050659-BLK1)										Extracted: 05/15/06 09:15				
Acetone	EPA 8260B	ND	---	2500	ug/kg wet	1x	--	--	--	--	--	--	05/16/06 19:43	
Benzene	"	ND	---	20.0	"	"	--	--	--	--	--	--	"	
Bromobenzene	"	ND	---	99.8	"	"	--	--	--	--	--	--	"	
Bromochloromethane	"	ND	---	99.8	"	"	--	--	--	--	--	--	"	
Bromodichloromethane	"	ND	---	99.8	"	"	--	--	--	--	--	--	"	
Bromoform	"	ND	---	99.8	"	"	--	--	--	--	--	--	"	
Bromomethane	"	ND	---	499	"	"	--	--	--	--	--	--	"	
2-Butanone (MEK)	"	ND	---	998	"	"	--	--	--	--	--	--	"	
n-Butylbenzene	"	ND	---	499	"	"	--	--	--	--	--	--	"	
sec-Butylbenzene	"	ND	---	99.8	"	"	--	--	--	--	--	--	"	
tert-Butylbenzene	"	ND	---	99.8	"	"	--	--	--	--	--	--	"	
Carbon disulfide	"	ND	---	998	"	"	--	--	--	--	--	--	"	
Carbon tetrachloride	"	ND	---	99.8	"	"	--	--	--	--	--	--	"	
Chlorobenzene	"	ND	---	99.8	"	"	--	--	--	--	--	--	"	
Chloroethane	"	ND	---	99.8	"	"	--	--	--	--	--	--	"	
Chloroform	"	ND	---	99.8	"	"	--	--	--	--	--	--	"	
Chloromethane	"	ND	---	499	"	"	--	--	--	--	--	--	"	
2-Chlorotoluene	"	ND	---	99.8	"	"	--	--	--	--	--	--	"	
4-Chlorotoluene	"	ND	---	99.8	"	"	--	--	--	--	--	--	"	
1,2-Dibromo-3-chloropropane	"	ND	---	499	"	"	--	--	--	--	--	--	"	
Dibromochloromethane	"	ND	---	99.8	"	"	--	--	--	--	--	--	"	
1,2-Dibromoethane	"	ND	---	99.8	"	"	--	--	--	--	--	--	"	
Dibromomethane	"	ND	---	99.8	"	"	--	--	--	--	--	--	"	
1,2-Dichlorobenzene	"	ND	---	99.8	"	"	--	--	--	--	--	--	"	
1,3-Dichlorobenzene	"	ND	---	99.8	"	"	--	--	--	--	--	--	"	
1,4-Dichlorobenzene	"	ND	---	99.8	"	"	--	--	--	--	--	--	"	
Dichlorodifluoromethane	"	ND	---	499	"	"	--	--	--	--	--	--	"	
1,1-Dichloroethane	"	ND	---	99.8	"	"	--	--	--	--	--	--	"	
1,2-Dichloroethane	"	ND	---	99.8	"	"	--	--	--	--	--	--	"	
1,1-Dichloroethene	"	ND	---	99.8	"	"	--	--	--	--	--	--	"	
cis-1,2-Dichloroethene	"	ND	---	99.8	"	"	--	--	--	--	--	--	"	
trans-1,2-Dichloroethene	"	ND	---	99.8	"	"	--	--	--	--	--	--	"	
1,2-Dichloropropane	"	ND	---	99.8	"	"	--	--	--	--	--	--	"	
1,3-Dichloropropane	"	ND	---	99.8	"	"	--	--	--	--	--	--	"	
2,2-Dichloropropane	"	ND	---	99.8	"	"	--	--	--	--	--	--	"	
1,1-Dichloropropene	"	ND	---	99.8	"	"	--	--	--	--	--	--	"	
cis-1,3-Dichloropropene	"	ND	---	99.8	"	"	--	--	--	--	--	--	"	
trans-1,3-Dichloropropene	"	ND	---	99.8	"	"	--	--	--	--	--	--	"	
Ethylbenzene	"	ND	---	99.8	"	"	--	--	--	--	--	--	"	

TestAmerica - Portland, OR

The results in this report apply to the samples analyzed in accordance with the chain of custody document. This analytical report must be reproduced in its entirety.

Sarah Rockwell

Sarah Rockwell, Project Manager



SLR-Portland	Project Name: Jeld Wen- Nord Door	Report Created:
1800 Blankenship Road Suite 440	Project Number: 008.228.00013	05/26/06 17:52
West Linn, OR 97068	Project Manager: R. Scott Miller	

Volatile Organic Compounds per EPA Method 8260B - Laboratory Quality Control Results
 TestAmerica - Portland, OR

QC Batch: 6050659 **Soil Preparation Method: EPA 5035 Modified**

Analyte	Method	Result	MDL*	MRL	Units	Dil	Source Result	Spike Amt	% REC	(Limits)	% RPD	(Limits)	Analyzed	Notes
---------	--------	--------	------	-----	-------	-----	---------------	-----------	-------	----------	-------	----------	----------	-------

Blank (6050659-BLK1)													Extracted: 05/15/06 09:15			
Hexachlorobutadiene	EPA 8260B	ND	---	399	ug/kg wet	1x	--	--	--	--	--	--	05/16/06 19:43			
2-Hexanone	"	ND	---	998	"	"	--	--	--	--	--	--	"			
Isopropylbenzene	"	ND	---	200	"	"	--	--	--	--	--	--	"			
p-Isopropyltoluene	"	ND	---	200	"	"	--	--	--	--	--	--	"			
4-Methyl-2-pentanone	"	ND	---	499	"	"	--	--	--	--	--	--	"			
Methyl tert-butyl ether	"	ND	---	99.8	"	"	--	--	--	--	--	--	"			
Methylene chloride	"	ND	---	499	"	"	--	--	--	--	--	--	"			
Naphthalene	"	ND	---	200	"	"	--	--	--	--	--	--	"			
n-Propylbenzene	"	ND	---	99.8	"	"	--	--	--	--	--	--	"			
Styrene	"	ND	---	99.8	"	"	--	--	--	--	--	--	"			
1,1,1,2-Tetrachloroethane	"	ND	---	99.8	"	"	--	--	--	--	--	--	"			
1,1,2,2-Tetrachloroethane	"	ND	---	99.8	"	"	--	--	--	--	--	--	"			
Tetrachloroethene	"	ND	---	99.8	"	"	--	--	--	--	--	--	"			
Toluene	"	ND	---	99.8	"	"	--	--	--	--	--	--	"			
1,2,3-Trichlorobenzene	"	ND	---	99.8	"	"	--	--	--	--	--	--	"			
1,2,4-Trichlorobenzene	"	ND	---	99.8	"	"	--	--	--	--	--	--	"			
1,1,1-Trichloroethane	"	ND	---	99.8	"	"	--	--	--	--	--	--	"			
1,1,2-Trichloroethane	"	ND	---	99.8	"	"	--	--	--	--	--	--	"			
Trichloroethene	"	ND	---	99.8	"	"	--	--	--	--	--	--	"			
Trichlorofluoromethane	"	ND	---	99.8	"	"	--	--	--	--	--	--	"			
1,2,3-Trichloropropane	"	ND	---	99.8	"	"	--	--	--	--	--	--	"			
1,2,4-Trimethylbenzene	"	ND	---	99.8	"	"	--	--	--	--	--	--	"			
1,3,5-Trimethylbenzene	"	ND	---	99.8	"	"	--	--	--	--	--	--	"			
Vinyl chloride	"	ND	---	99.8	"	"	--	--	--	--	--	--	"			
o-Xylene	"	ND	---	99.8	"	"	--	--	--	--	--	--	"			
m,p-Xylene	"	ND	---	200	"	"	--	--	--	--	--	--	"			
<i>Surrogate(s): 4-BFB</i>													<i>Recovery: 108%</i>	<i>Limits: 75-125% 0.01x</i>	<i>05/16/06 19:43</i>	
<i>1,2-DCA-d4</i>													<i>96.5%</i>	<i>75-125%</i>	<i>"</i>	<i>"</i>
<i>Dibromofluoromethane</i>													<i>98.5%</i>	<i>75-125%</i>	<i>"</i>	<i>"</i>
<i>Toluene-d8</i>													<i>102%</i>	<i>75-125%</i>	<i>"</i>	<i>"</i>

TestAmerica - Portland, OR

The results in this report apply to the samples analyzed in accordance with the chain of custody document. This analytical report must be reproduced in its entirety.

Sarah Rockwell

Sarah Rockwell, Project Manager



SLR-Portland	Project Name: Jeld Wen- Nord Door	Report Created:
1800 Blankenship Road Suite 440	Project Number: 008.228.00013	05/26/06 17:52
West Linn, OR 97068	Project Manager: R. Scott Miller	

Volatile Organic Compounds per EPA Method 8260B - Laboratory Quality Control Results
 TestAmerica - Portland, OR

QC Batch: 6050659 **Soil Preparation Method: EPA 5035 Modified**

Analyte	Method	Result	MDL*	MRL	Units	Dil	Source Result	Spike Amt	% REC	(Limits)	% RPD	(Limits)	Analyzed	Notes
LCS (6050659-BS1)													Extracted: 05/15/06 09:15	
Benzene	EPA 8260B	2080	---	19.9	ug/kg wet	1x	--	1990	105%	(81.9-125)	--	--	05/16/06 16:03	
Chlorobenzene	"	2030	---	99.4	"	"	--	"	102%	(79.2-125)	--	--	"	
1,1-Dichloroethene	"	2090	---	99.4	"	"	--	"	105%	(66.1-125)	--	--	"	
Toluene	"	2120	---	99.4	"	"	--	"	107%	(80-125)	--	--	"	
Trichloroethene	"	2030	---	99.4	"	"	--	"	102%	(76-125)	--	--	"	
<i>Surrogate(s): 4-BFB</i>		<i>Recovery:</i>	<i>110%</i>	<i>Limits: 75-125%</i>		<i>0.01x</i>							<i>05/16/06 16:03</i>	
<i>1,2-DCA-d4</i>			<i>112%</i>	<i>75-125%</i>		<i>"</i>							<i>"</i>	
<i>Dibromofluoromethane</i>			<i>111%</i>	<i>75-125%</i>		<i>"</i>							<i>"</i>	
<i>Toluene-d8</i>			<i>109%</i>	<i>75-125%</i>		<i>"</i>							<i>"</i>	

Matrix Spike (6050659-MS1)													QC Source: PPE0248-01		Extracted: 05/15/06 09:15	
Benzene	EPA 8260B	2340	---	23.0	ug/kg dry	1x	ND	2300	102%	(68.5-125)	--	--	05/16/06 16:31			
Chlorobenzene	"	2240	---	115	"	"	ND	"	97.4%	(65.9-125)	--	--	"			
1,1-Dichloroethene	"	2330	---	115	"	"	ND	"	101%	(55.8-125)	--	--	"			
Toluene	"	2350	---	115	"	"	10.4	"	102%	(70.3-125)	--	--	"			
Trichloroethene	"	2280	---	115	"	"	ND	"	99.1%	(65.5-125)	--	--	"			
<i>Surrogate(s): 4-BFB</i>		<i>Recovery:</i>	<i>105%</i>	<i>Limits: 75-125%</i>		<i>0.01x</i>							<i>05/16/06 16:31</i>			
<i>1,2-DCA-d4</i>			<i>101%</i>	<i>75-125%</i>		<i>"</i>							<i>"</i>			
<i>Dibromofluoromethane</i>			<i>99.6%</i>	<i>75-125%</i>		<i>"</i>							<i>"</i>			
<i>Toluene-d8</i>			<i>102%</i>	<i>75-125%</i>		<i>"</i>							<i>"</i>			

Matrix Spike Dup (6050659-MSD1)													QC Source: PPE0248-01		Extracted: 05/15/06 09:15	
Benzene	EPA 8260B	2250	---	23.0	ug/kg dry	1x	ND	2300	97.8%	(68.5-125)	3.92%	(25)	05/16/06 16:59			
Chlorobenzene	"	2200	---	115	"	"	ND	"	95.7%	(65.9-125)	1.80%	"	"			
1,1-Dichloroethene	"	2310	---	115	"	"	ND	"	100%	(55.8-125)	0.862%	"	"			
Toluene	"	2310	---	115	"	"	10.4	"	100%	(70.3-125)	1.72%	"	"			
Trichloroethene	"	2270	---	115	"	"	ND	"	98.7%	(65.5-125)	0.440%	"	"			
<i>Surrogate(s): 4-BFB</i>		<i>Recovery:</i>	<i>104%</i>	<i>Limits: 75-125%</i>		<i>0.01x</i>							<i>05/16/06 16:59</i>			
<i>1,2-DCA-d4</i>			<i>96.5%</i>	<i>75-125%</i>		<i>"</i>							<i>"</i>			
<i>Dibromofluoromethane</i>			<i>99.1%</i>	<i>75-125%</i>		<i>"</i>							<i>"</i>			
<i>Toluene-d8</i>			<i>101%</i>	<i>75-125%</i>		<i>"</i>							<i>"</i>			

Sarah Rockwell

Sarah Rockwell, Project Manager



SLR-Portland	Project Name: Jeld Wen- Nord Door	Report Created:
1800 Blankenship Road Suite 440	Project Number: 008.228.00013	05/26/06 17:52
West Linn, OR 97068	Project Manager: R. Scott Miller	

Semivolatile Organic Compounds per EPA Method 8270C - Laboratory Quality Control Results
TestAmerica - Portland, OR

QC Batch: 6050299 **Water Preparation Method: EPA 3520/600 Series**

Analyte	Method	Result	MDL*	MRL	Units	Dil	Source Result	Spike Amt	% REC	(Limits)	% RPD	(Limits)	Analyzed	Notes
Blank (6050299-BLK1)										Extracted: 05/05/06 20:00				
1,2-Diphenylhydrazine (as Azobenzene)	EPA 8270C	ND	---	5.00	ug/l	1x	--	--	--	--	--	--	05/11/06 08:18	
Carbazole	"	ND	---	5.00	"	"	--	--	--	--	--	--		
Acenaphthene	"	ND	---	5.00	"	"	--	--	--	--	--	--		
Acenaphthylene	"	ND	---	5.00	"	"	--	--	--	--	--	--		
Anthracene	"	ND	---	5.00	"	"	--	--	--	--	--	--		
Benzo (a) anthracene	"	ND	---	5.00	"	"	--	--	--	--	--	--		
Benzo (a) pyrene	"	ND	---	5.00	"	"	--	--	--	--	--	--		
Benzo (b) fluoranthene	"	ND	---	5.00	"	"	--	--	--	--	--	--		
Benzo (ghi) perylene	"	ND	---	5.00	"	"	--	--	--	--	--	--		
Benzo (k) fluoranthene	"	ND	---	5.00	"	"	--	--	--	--	--	--		
Benzoic Acid	"	ND	---	50.0	"	"	--	--	--	--	--	--		
Benzyl alcohol	"	ND	---	10.0	"	"	--	--	--	--	--	--		
4-Bromophenyl phenyl ether	"	ND	---	5.00	"	"	--	--	--	--	--	--		
Butyl benzyl phthalate	"	ND	---	5.00	"	"	--	--	--	--	--	--		
4-Chloro-3-methylphenol	"	ND	---	5.00	"	"	--	--	--	--	--	--		
4-Chloroaniline	"	ND	---	20.0	"	"	--	--	--	--	--	--		
Bis(2-chloroethoxy)methane	"	ND	---	10.0	"	"	--	--	--	--	--	--		
Bis(2-chloroethyl)ether	"	ND	---	5.00	"	"	--	--	--	--	--	--		
Bis(2-chloroisopropyl)ether	"	ND	---	10.0	"	"	--	--	--	--	--	--		
2-Chloronaphthalene	"	ND	---	5.00	"	"	--	--	--	--	--	--		
2-Chlorophenol	"	ND	---	5.00	"	"	--	--	--	--	--	--		
4-Chlorophenyl phenyl ether	"	ND	---	5.00	"	"	--	--	--	--	--	--		
Chrysene	"	ND	---	5.00	"	"	--	--	--	--	--	--		
Di-n-butyl phthalate	"	ND	---	5.00	"	"	--	--	--	--	--	--		
Di-n-octyl phthalate	"	ND	---	5.00	"	"	--	--	--	--	--	--		
Dibenzo (a,h) anthracene	"	ND	---	5.00	"	"	--	--	--	--	--	--		
Dibenzofuran	"	ND	---	5.00	"	"	--	--	--	--	--	--		
1,2-Dichlorobenzene	"	ND	---	5.00	"	"	--	--	--	--	--	--		
1,3-Dichlorobenzene	"	ND	---	5.00	"	"	--	--	--	--	--	--		
1,4-Dichlorobenzene	"	ND	---	5.00	"	"	--	--	--	--	--	--		
3,3'-Dichlorobenzidine	"	ND	---	5.00	"	"	--	--	--	--	--	--		
2,4-Dichlorophenol	"	ND	---	5.00	"	"	--	--	--	--	--	--		
Diethyl phthalate	"	ND	---	5.00	"	"	--	--	--	--	--	--		
2,4-Dimethylphenol	"	ND	---	10.0	"	"	--	--	--	--	--	--		
Dimethyl phthalate	"	ND	---	5.00	"	"	--	--	--	--	--	--		
4,6-Dinitro-2-methylphenol	"	ND	---	10.0	"	"	--	--	--	--	--	--		
2,4-Dinitrophenol	"	ND	---	25.0	"	"	--	--	--	--	--	--		
2,4-Dinitrotoluene	"	ND	---	5.00	"	"	--	--	--	--	--	--		
2,6-Dinitrotoluene	"	ND	---	5.00	"	"	--	--	--	--	--	--		

TestAmerica - Portland, OR

The results in this report apply to the samples analyzed in accordance with the chain of custody document. This analytical report must be reproduced in its entirety.

Sarah Rockwell

Sarah Rockwell, Project Manager



SLR-Portland	Project Name: Jeld Wen- Nord Door	Report Created:
1800 Blankenship Road Suite 440	Project Number: 008.228.00013	05/26/06 17:52
West Linn, OR 97068	Project Manager: R. Scott Miller	

Semivolatile Organic Compounds per EPA Method 8270C - Laboratory Quality Control Results
TestAmerica - Portland, OR

QC Batch: 6050299 **Water Preparation Method: EPA 3520/600 Series**

Analyte	Method	Result	MDL*	MRL	Units	Dil	Source Result	Spike Amt	% REC	(Limits)	% RPD	(Limits)	Analyzed	Notes
Blank (6050299-BLK1)										Extracted: 05/05/06 20:00				
Bis(2-ethylhexyl)phthalate	EPA 8270C	ND	---	10.0	ug/l	1x	--	--	--	--	--	--	05/11/06 08:18	
Fluoranthene	"	ND	---	5.00	"	"	--	--	--	--	--	--	"	
Fluorene	"	ND	---	5.00	"	"	--	--	--	--	--	--	"	
Hexachlorobenzene	"	ND	---	5.00	"	"	--	--	--	--	--	--	"	
Hexachlorobutadiene	"	ND	---	10.0	"	"	--	--	--	--	--	--	"	
Hexachlorocyclopentadiene	"	ND	---	10.0	"	"	--	--	--	--	--	--	"	
Hexachloroethane	"	ND	---	10.0	"	"	--	--	--	--	--	--	"	
Indeno (1,2,3-cd) pyrene	"	ND	---	5.00	"	"	--	--	--	--	--	--	"	
Isophorone	"	ND	---	5.00	"	"	--	--	--	--	--	--	"	
2-Methylnaphthalene	"	ND	---	5.00	"	"	--	--	--	--	--	--	"	
2-Methylphenol	"	ND	---	10.0	"	"	--	--	--	--	--	--	"	
3-,4-Methylphenol	"	ND	---	5.00	"	"	--	--	--	--	--	--	"	
Naphthalene	"	ND	---	5.00	"	"	--	--	--	--	--	--	"	
2-Nitroaniline	"	ND	---	5.00	"	"	--	--	--	--	--	--	"	
3-Nitroaniline	"	ND	---	10.0	"	"	--	--	--	--	--	--	"	
4-Nitroaniline	"	ND	---	10.0	"	"	--	--	--	--	--	--	"	
Nitrobenzene	"	ND	---	5.00	"	"	--	--	--	--	--	--	"	
2-Nitrophenol	"	ND	---	5.00	"	"	--	--	--	--	--	--	"	
4-Nitrophenol	"	ND	---	25.0	"	"	--	--	--	--	--	--	"	
N-Nitrosodi-n-propylamine	"	ND	---	10.0	"	"	--	--	--	--	--	--	"	
N-Nitrosodiphenylamine	"	ND	---	5.00	"	"	--	--	--	--	--	--	"	
Pentachlorophenol	"	ND	---	10.0	"	"	--	--	--	--	--	--	"	
Phenanthrene	"	ND	---	5.00	"	"	--	--	--	--	--	--	"	
Phenol	"	ND	---	5.00	"	"	--	--	--	--	--	--	"	
Pyrene	"	ND	---	5.00	"	"	--	--	--	--	--	--	"	
1,2,4-Trichlorobenzene	"	ND	---	5.00	"	"	--	--	--	--	--	--	"	
2,4,5-Trichlorophenol	"	ND	---	5.00	"	"	--	--	--	--	--	--	"	
2,4,6-Trichlorophenol	"	ND	---	5.00	"	"	--	--	--	--	--	--	"	
<i>Surrogate(s):</i>	<i>2-Fluorobiphenyl</i>	<i>Recovery:</i>	<i>68.0%</i>	<i>Limits:</i>	<i>28-118%</i>	<i>"</i>							<i>05/11/06 08:18</i>	
	<i>2-Fluorophenol</i>		<i>55.3%</i>		<i>12-100%</i>	<i>"</i>							<i>"</i>	
	<i>Nitrobenzene-d5</i>		<i>83.9%</i>		<i>37-124%</i>	<i>"</i>							<i>"</i>	
	<i>Phenol-d6</i>		<i>45.9%</i>		<i>4-105%</i>	<i>"</i>							<i>"</i>	
	<i>p-Terphenyl-d14</i>		<i>101%</i>		<i>44-140%</i>	<i>"</i>							<i>"</i>	
	<i>2,4,6-Tribromophenol</i>		<i>82.7%</i>		<i>31-142%</i>	<i>"</i>							<i>"</i>	

TestAmerica - Portland, OR

The results in this report apply to the samples analyzed in accordance with the chain of custody document. This analytical report must be reproduced in its entirety.

Sarah Rockwell

Sarah Rockwell, Project Manager



SLR-Portland	Project Name: Jeld Wen- Nord Door	Report Created:
1800 Blankenship Road Suite 440	Project Number: 008.228.00013	05/26/06 17:52
West Linn, OR 97068	Project Manager: R. Scott Miller	

Semivolatile Organic Compounds per EPA Method 8270C - Laboratory Quality Control Results
TestAmerica - Portland, OR

QC Batch: 6050299 **Water Preparation Method: EPA 3520/600 Series**

Analyte	Method	Result	MDL*	MRL	Units	Dil	Source Result	Spike Amt	% REC	(Limits)	% RPD	(Limits)	Analyzed	Notes
LCS (6050299-BS1)													Extracted: 05/05/06 20:00	
Acenaphthene	EPA 8270C	60.2	---	5.00	ug/l	1x	--	75.0	80.3%	(47-145)	--	--	05/11/06 09:01	
4-Chloro-3-methylphenol	"	127	---	5.00	"	"	--	150	84.7%	(22-147)	--	--	"	
2-Chlorophenol	"	134	---	5.00	"	"	--	"	89.3%	(23-134)	--	--	"	
1,4-Dichlorobenzene	"	38.3	---	5.00	"	"	--	75.0	51.1%	(8-124)	--	--	"	
2,4-Dinitrotoluene	"	66.6	---	5.00	"	"	--	"	88.8%	(39-139)	--	--	"	
4-Nitrophenol	"	108	---	25.0	"	"	--	150	72.0%	(1-132)	--	--	"	
N-Nitrosodi-n-propylamine	"	61.8	---	10.0	"	"	--	75.0	82.4%	(1-230)	--	--	"	
Pentachlorophenol	"	112	---	10.0	"	"	--	150	74.7%	(14-176)	--	--	"	
Phenol	"	105	---	5.00	"	"	--	"	70.0%	(5-112)	--	--	"	
Pyrene	"	67.4	---	5.00	"	"	--	75.0	89.9%	(52-122)	--	--	"	
1,2,4-Trichlorobenzene	"	42.0	---	5.00	"	"	--	"	56.0%	(11-142)	--	--	"	
<i>Surrogate(s):</i>	<i>2-Fluorobiphenyl</i>	<i>Recovery:</i>	<i>76.7%</i>	<i>Limits:</i>	<i>28-118%</i>	<i>"</i>							<i>05/11/06 09:01</i>	
	<i>2-Fluorophenol</i>		<i>85.3%</i>		<i>12-100%</i>	<i>"</i>							<i>"</i>	
	<i>Nitrobenzene-d5</i>		<i>86.5%</i>		<i>37-124%</i>	<i>"</i>							<i>"</i>	
	<i>Phenol-d6</i>		<i>70.7%</i>		<i>4-105%</i>	<i>"</i>							<i>"</i>	
	<i>p-Terphenyl-d14</i>		<i>100%</i>		<i>44-140%</i>	<i>"</i>							<i>"</i>	
	<i>2,4,6-Tribromophenol</i>		<i>102%</i>		<i>31-142%</i>	<i>"</i>							<i>"</i>	

LCS Dup (6050299-BSD1)													Extracted: 05/05/06 20:00	
Acenaphthene	EPA 8270C	62.4	---	5.00	ug/l	1x	--	75.0	83.2%	(47-145)	3.59%	(50)	05/11/06 09:44	
4-Chloro-3-methylphenol	"	123	---	5.00	"	"	--	150	82.0%	(22-147)	3.20%	"	"	
2-Chlorophenol	"	118	---	5.00	"	"	--	"	78.7%	(23-134)	12.7%	"	"	
1,4-Dichlorobenzene	"	35.2	---	5.00	"	"	--	75.0	46.9%	(8-124)	8.44%	"	"	
2,4-Dinitrotoluene	"	67.3	---	5.00	"	"	--	"	89.7%	(39-139)	1.05%	"	"	
4-Nitrophenol	"	85.7	---	25.0	"	"	--	150	57.1%	(1-132)	23.0%	"	"	
N-Nitrosodi-n-propylamine	"	59.6	---	10.0	"	"	--	75.0	79.5%	(1-230)	3.62%	"	"	
Pentachlorophenol	"	108	---	10.0	"	"	--	150	72.0%	(14-176)	3.64%	"	"	
Phenol	"	77.3	---	5.00	"	"	--	"	51.5%	(5-112)	30.4%	"	"	
Pyrene	"	70.4	---	5.00	"	"	--	75.0	93.9%	(52-122)	4.35%	"	"	
1,2,4-Trichlorobenzene	"	43.1	---	5.00	"	"	--	"	57.5%	(11-142)	2.59%	"	"	
<i>Surrogate(s):</i>	<i>2-Fluorobiphenyl</i>	<i>Recovery:</i>	<i>78.3%</i>	<i>Limits:</i>	<i>28-118%</i>	<i>"</i>							<i>05/11/06 09:44</i>	
	<i>2-Fluorophenol</i>		<i>65.2%</i>		<i>12-100%</i>	<i>"</i>							<i>"</i>	
	<i>Nitrobenzene-d5</i>		<i>89.5%</i>		<i>37-124%</i>	<i>"</i>							<i>"</i>	
	<i>Phenol-d6</i>		<i>54.3%</i>		<i>4-105%</i>	<i>"</i>							<i>"</i>	
	<i>p-Terphenyl-d14</i>		<i>104%</i>		<i>44-140%</i>	<i>"</i>							<i>"</i>	
	<i>2,4,6-Tribromophenol</i>		<i>101%</i>		<i>31-142%</i>	<i>"</i>							<i>"</i>	

Sarah Rockwell

Sarah Rockwell, Project Manager



SLR-Portland	Project Name: Jeld Wen- Nord Door	Report Created:
1800 Blankenship Road Suite 440	Project Number: 008.228.00013	05/26/06 17:52
West Linn, OR 97068	Project Manager: R. Scott Miller	

Semivolatile Organic Compounds per EPA Method 8270C - Laboratory Quality Control Results
TestAmerica - Portland, OR

QC Batch: 6050448 **Soil Preparation Method: EPA 3550**

Analyte	Method	Result	MDL*	MRL	Units	Dil	Source Result	Spike Amt	% REC	(Limits)	% RPD	(Limits)	Analyzed	Notes
Blank (6050448-BLK1)										Extracted: 05/10/06 11:30				
Carbazole	EPA 8270C	ND	---	0.328	mg/kg wet	1x	--	--	--	--	--	--	05/16/06 19:32	
Acenaphthene	"	ND	---	0.328	"	"	--	--	--	--	--	--	"	
Acenaphthylene	"	ND	---	0.328	"	"	--	--	--	--	--	--	"	
Anthracene	"	ND	---	0.328	"	"	--	--	--	--	--	--	"	
Benzo (a) anthracene	"	ND	---	0.328	"	"	--	--	--	--	--	--	"	
Benzo (a) pyrene	"	ND	---	0.328	"	"	--	--	--	--	--	--	"	
Benzo (b) fluoranthene	"	ND	---	0.328	"	"	--	--	--	--	--	--	"	
Benzo (ghi) perylene	"	ND	---	0.328	"	"	--	--	--	--	--	--	"	
Benzo (k) fluoranthene	"	ND	---	0.328	"	"	--	--	--	--	--	--	"	
Benzoic Acid	"	ND	---	0.995	"	"	--	--	--	--	--	--	"	
Benzyl alcohol	"	ND	---	0.995	"	"	--	--	--	--	--	--	"	
4-Bromophenyl phenyl ether	"	ND	---	0.328	"	"	--	--	--	--	--	--	"	
Butyl benzyl phthalate	"	ND	---	0.328	"	"	--	--	--	--	--	--	"	
4-Chloro-3-methylphenol	"	ND	---	0.328	"	"	--	--	--	--	--	--	"	
4-Chloroaniline	"	ND	---	1.99	"	"	--	--	--	--	--	--	"	
Bis(2-chloroethoxy)methane	"	ND	---	0.328	"	"	--	--	--	--	--	--	"	
Bis(2-chloroethyl)ether	"	ND	---	0.328	"	"	--	--	--	--	--	--	"	
Bis(2-chloroisopropyl)ether	"	ND	---	0.328	"	"	--	--	--	--	--	--	"	
2-Chloronaphthalene	"	ND	---	0.328	"	"	--	--	--	--	--	--	"	
2-Chlorophenol	"	ND	---	0.328	"	"	--	--	--	--	--	--	"	
4-Chlorophenyl phenyl ether	"	ND	---	0.328	"	"	--	--	--	--	--	--	"	
Chrysene	"	ND	---	0.328	"	"	--	--	--	--	--	--	"	
Di-n-butyl phthalate	"	ND	---	0.995	"	"	--	--	--	--	--	--	"	
Di-n-octyl phthalate	"	ND	---	0.328	"	"	--	--	--	--	--	--	"	
Dibenzo (a,h) anthracene	"	ND	---	0.328	"	"	--	--	--	--	--	--	"	
Dibenzofuran	"	ND	---	0.328	"	"	--	--	--	--	--	--	"	
1,2-Dichlorobenzene	"	ND	---	0.995	"	"	--	--	--	--	--	--	"	
1,3-Dichlorobenzene	"	ND	---	0.995	"	"	--	--	--	--	--	--	"	
1,4-Dichlorobenzene	"	ND	---	0.995	"	"	--	--	--	--	--	--	"	
3,3'-Dichlorobenzidine	"	ND	---	0.995	"	"	--	--	--	--	--	--	"	
2,4-Dichlorophenol	"	ND	---	0.328	"	"	--	--	--	--	--	--	"	
Diethyl phthalate	"	ND	---	0.328	"	"	--	--	--	--	--	--	"	
2,4-Dimethylphenol	"	ND	---	0.995	"	"	--	--	--	--	--	--	"	
Dimethyl phthalate	"	ND	---	0.328	"	"	--	--	--	--	--	--	"	
4,6-Dinitro-2-methylphenol	"	ND	---	0.995	"	"	--	--	--	--	--	--	"	
2,4-Dinitrophenol	"	ND	---	1.99	"	"	--	--	--	--	--	--	"	
2,4-Dinitrotoluene	"	ND	---	0.498	"	"	--	--	--	--	--	--	"	
2,6-Dinitrotoluene	"	ND	---	0.498	"	"	--	--	--	--	--	--	"	
Bis(2-ethylhexyl)phthalate	"	ND	---	1.99	"	"	--	--	--	--	--	--	"	

TestAmerica - Portland, OR

The results in this report apply to the samples analyzed in accordance with the chain of custody document. This analytical report must be reproduced in its entirety.

Sarah Rockwell

Sarah Rockwell, Project Manager



SLR-Portland	Project Name: Jeld Wen- Nord Door	Report Created:
1800 Blankenship Road Suite 440	Project Number: 008.228.00013	05/26/06 17:52
West Linn, OR 97068	Project Manager: R. Scott Miller	

Semivolatile Organic Compounds per EPA Method 8270C - Laboratory Quality Control Results
 TestAmerica - Portland, OR

QC Batch: 6050448 **Soil Preparation Method: EPA 3550**

Analyte	Method	Result	MDL*	MRL	Units	Dil	Source Result	Spike Amt	% REC	(Limits)	% RPD	(Limits)	Analyzed	Notes
---------	--------	--------	------	-----	-------	-----	---------------	-----------	-------	----------	-------	----------	----------	-------

Blank (6050448-BLK1)													Extracted: 05/10/06 11:30	
Fluoranthene	EPA 8270C	ND	---	0.328	mg/kg wet	1x	--	--	--	--	--	--	05/16/06 19:32	
Fluorene	"	ND	---	0.328	"	"	--	--	--	--	--	--	"	
Hexachlorobenzene	"	ND	---	0.328	"	"	--	--	--	--	--	--	"	
Hexachlorobutadiene	"	ND	---	0.995	"	"	--	--	--	--	--	--	"	
Hexachlorocyclopentadiene	"	ND	---	0.995	"	"	--	--	--	--	--	--	"	
Hexachloroethane	"	ND	---	0.995	"	"	--	--	--	--	--	--	"	
Indeno (1,2,3-cd) pyrene	"	ND	---	0.328	"	"	--	--	--	--	--	--	"	
Isophorone	"	ND	---	0.328	"	"	--	--	--	--	--	--	"	
2-Methylnaphthalene	"	ND	---	0.328	"	"	--	--	--	--	--	--	"	
2-Methylphenol	"	ND	---	0.328	"	"	--	--	--	--	--	--	"	
3-,4-Methylphenol	"	ND	---	0.328	"	"	--	--	--	--	--	--	"	
Naphthalene	"	ND	---	0.328	"	"	--	--	--	--	--	--	"	
2-Nitroaniline	"	ND	---	0.328	"	"	--	--	--	--	--	--	"	
3-Nitroaniline	"	ND	---	0.995	"	"	--	--	--	--	--	--	"	
4-Nitroaniline	"	ND	---	0.328	"	"	--	--	--	--	--	--	"	
Nitrobenzene	"	ND	---	0.328	"	"	--	--	--	--	--	--	"	
2-Nitrophenol	"	ND	---	0.328	"	"	--	--	--	--	--	--	"	
4-Nitrophenol	"	ND	---	0.995	"	"	--	--	--	--	--	--	"	
N-Nitrosodi-n-propylamine	"	ND	---	0.328	"	"	--	--	--	--	--	--	"	
N-Nitrosodiphenylamine	"	ND	---	0.328	"	"	--	--	--	--	--	--	"	
Pentachlorophenol	"	ND	---	0.995	"	"	--	--	--	--	--	--	"	
Phenanthrene	"	ND	---	0.328	"	"	--	--	--	--	--	--	"	
Phenol	"	ND	---	0.328	"	"	--	--	--	--	--	--	"	
Pyrene	"	ND	---	0.328	"	"	--	--	--	--	--	--	"	
1,2,4-Trichlorobenzene	"	ND	---	0.995	"	"	--	--	--	--	--	--	"	
2,4,5-Trichlorophenol	"	ND	---	0.328	"	"	--	--	--	--	--	--	"	
2,4,6-Trichlorophenol	"	ND	---	0.328	"	"	--	--	--	--	--	--	"	
<i>Surrogate(s):</i>														
2-Fluorobiphenyl		<i>Recovery:</i>	83.5%										05/16/06 19:32	
2-Fluorophenol			78.3%										"	
Nitrobenzene-d5			77.1%										"	
Phenol-d6			76.1%										"	
p-Terphenyl-d14			94.0%										"	
2,4,6-Tribromophenol			82.1%										"	
<i>Limits:</i>														
			44-146%										"	
			42-126%										"	
			42-126%										"	
			42-131%										"	
			49-150%										"	
			48-119%										"	

TestAmerica - Portland, OR

The results in this report apply to the samples analyzed in accordance with the chain of custody document. This analytical report must be reproduced in its entirety.

Sarah Rockwell

Sarah Rockwell, Project Manager



SLR-Portland	Project Name: Jeld Wen- Nord Door	Report Created:
1800 Blankenship Road Suite 440	Project Number: 008.228.00013	05/26/06 17:52
West Linn, OR 97068	Project Manager: R. Scott Miller	

Semivolatile Organic Compounds per EPA Method 8270C - Laboratory Quality Control Results
 TestAmerica - Portland, OR

QC Batch: 6050448 **Soil Preparation Method: EPA 3550**

Analyte	Method	Result	MDL*	MRL	Units	Dil	Source Result	Spike Amt	% REC	(Limits)	% RPD	(Limits)	Analyzed	Notes
LCS (6050448-BS1)													Extracted: 05/10/06 11:30	
Acenaphthene	EPA 8270C	1.91	---	0.326	mg/kg wet	1x	--	2.47	77.3%	(30-115)	--	--	05/16/06 20:17	
4-Chloro-3-methylphenol	"	4.09	---	0.326	"	"	--	4.94	82.8%	(40-110)	--	--	"	
2-Chlorophenol	"	2.70	---	0.326	"	"	--	"	54.7%	(40-100)	--	--	"	
1,4-Dichlorobenzene	"	1.09	---	0.988	"	"	--	2.47	44.1%	(10-100)	--	--	"	
2,4-Dinitrotoluene	"	2.29	---	0.494	"	"	--	"	92.7%	(30-110)	--	--	"	
4-Nitrophenol	"	4.38	---	0.988	"	"	--	4.94	88.7%	(30-130)	--	--	"	
N-Nitrosodi-n-propylamine	"	1.73	---	0.326	"	"	--	2.47	70.0%	(30-110)	--	--	"	
Pentachlorophenol	"	3.07	---	0.988	"	"	--	4.94	62.1%	(14-120)	--	--	"	
Phenol	"	2.81	---	0.326	"	"	--	"	56.9%	(35-100)	--	--	"	
Pyrene	"	2.37	---	0.326	"	"	--	2.47	96.0%	(30-115)	--	--	"	
1,2,4-Trichlorobenzene	"	1.38	---	0.988	"	"	--	"	55.9%	(18-100)	--	--	"	
<i>Surrogate(s):</i>	<i>2-Fluorobiphenyl</i>	<i>Recovery:</i>	<i>92.7%</i>	<i>Limits:</i>	<i>44-146%</i>	<i>"</i>							<i>05/16/06 20:17</i>	
	<i>2-Fluorophenol</i>		<i>90.3%</i>		<i>42-126%</i>	<i>"</i>							<i>"</i>	
	<i>Nitrobenzene-d5</i>		<i>83.4%</i>		<i>42-126%</i>	<i>"</i>							<i>"</i>	
	<i>Phenol-d6</i>		<i>89.5%</i>		<i>42-131%</i>	<i>"</i>							<i>"</i>	
	<i>p-Terphenyl-d14</i>		<i>101%</i>		<i>49-150%</i>	<i>"</i>							<i>"</i>	
	<i>2,4,6-Tribromophenol</i>		<i>97.6%</i>		<i>48-119%</i>	<i>"</i>							<i>"</i>	

Matrix Spike (6050448-MS1)													QC Source: PPE0360-05		Extracted: 05/10/06 11:30	
Acenaphthene	EPA 8270C	1.76	---	0.417	mg/kg dry	1x	ND	3.16	55.7%	(40-110)	--	--	05/17/06 23:36			
4-Chloro-3-methylphenol	"	3.79	---	0.417	"	"	ND	6.32	60.0%	"	--	--	"			
2-Chlorophenol	"	3.01	---	0.417	"	"	ND	"	47.6%	(40-100)	--	--	"			
1,4-Dichlorobenzene	"	0.628	---	1.26	"	"	ND	3.16	19.9%	(10-100)	--	--	"			
2,4-Dinitrotoluene	"	2.08	---	0.632	"	"	ND	"	65.8%	(40-110)	--	--	"			
4-Nitrophenol	"	4.00	---	1.26	"	"	ND	6.32	63.3%	(40-125)	--	--	"			
N-Nitrosodi-n-propylamine	"	1.64	---	0.417	"	"	ND	3.16	51.9%	(30-110)	--	--	"			
Pentachlorophenol	"	3.07	---	1.26	"	"	ND	6.32	48.6%	(25-110)	--	--	"			
Phenol	"	2.97	---	0.417	"	"	ND	"	47.0%	(35-100)	--	--	"			
Pyrene	"	2.19	---	0.417	"	"	ND	3.16	69.3%	(40-110)	--	--	"			
1,2,4-Trichlorobenzene	"	1.05	---	1.26	"	"	ND	"	33.2%	(30-101)	--	--	"			
<i>Surrogate(s):</i>	<i>2-Fluorobiphenyl</i>	<i>Recovery:</i>	<i>65.5%</i>	<i>Limits:</i>	<i>44-146%</i>	<i>"</i>							<i>05/17/06 23:36</i>			
	<i>2-Fluorophenol</i>		<i>59.3%</i>		<i>42-126%</i>	<i>"</i>							<i>"</i>			
	<i>Nitrobenzene-d5</i>		<i>57.0%</i>		<i>42-126%</i>	<i>"</i>							<i>"</i>			
	<i>Phenol-d6</i>		<i>59.8%</i>		<i>42-131%</i>	<i>"</i>							<i>"</i>			
	<i>p-Terphenyl-d14</i>		<i>75.3%</i>		<i>49-150%</i>	<i>"</i>							<i>"</i>			
	<i>2,4,6-Tribromophenol</i>		<i>62.2%</i>		<i>48-119%</i>	<i>"</i>							<i>"</i>			

TestAmerica - Portland, OR

The results in this report apply to the samples analyzed in accordance with the chain of custody document. This analytical report must be reproduced in its entirety.

Sarah Rockwell

Sarah Rockwell, Project Manager



SLR-Portland	Project Name: Jeld Wen- Nord Door	Report Created:
1800 Blankenship Road Suite 440	Project Number: 008.228.00013	05/26/06 17:52
West Linn, OR 97068	Project Manager: R. Scott Miller	

Semivolatile Organic Compounds per EPA Method 8270C - Laboratory Quality Control Results
TestAmerica - Portland, OR

QC Batch: 6050448 **Soil Preparation Method: EPA 3550**

Analyte	Method	Result	MDL*	MRL	Units	Dil	Source Result	Spike Amt	% REC	(Limits)	% RPD	(Limits)	Analyzed	Notes	
Matrix Spike Dup (6050448-MSD1)			QC Source: PPE0360-05					Extracted: 05/10/06 11:30							
Acenaphthene	EPA 8270C	1.30	---	0.423	mg/kg dry	1x	ND	3.20	40.6%	(40-110)	30.1% (40)		05/18/06 00:20		
4-Chloro-3-methylphenol	"	2.68	---	0.423	"	"	ND	6.41	41.8%	"	34.3% "	"	"		
2-Chlorophenol	"	2.06	---	0.423	"	"	ND	"	32.1%	(40-100)	37.5% "	"	"	A-01a	
1,4-Dichlorobenzene	"	0.489	---	1.28	"	"	ND	3.20	15.3%	(10-100)	24.9% (60)	"	"		
2,4-Dinitrotoluene	"	1.57	---	0.641	"	"	ND	"	49.1%	(40-110)	27.9% (40)	"	"		
4-Nitrophenol	"	3.10	---	1.28	"	"	ND	6.41	48.4%	(40-125)	25.4% "	"	"		
N-Nitrosodi-n-propylamine	"	1.19	---	0.423	"	"	ND	3.20	37.2%	(30-110)	31.8% "	"	"		
Pentachlorophenol	"	2.30	---	1.28	"	"	ND	6.41	35.9%	(25-110)	28.7% (60)	"	"		
Phenol	"	2.08	---	0.423	"	"	ND	"	32.4%	(35-100)	35.2% (40)	"	"	A-01a	
Pyrene	"	1.60	---	0.423	"	"	ND	3.20	50.0%	(40-110)	31.1% "	"	"		
1,2,4-Trichlorobenzene	"	0.803	---	1.28	"	"	ND	"	25.1%	(30-101)	26.7% (60)	"	"	A-01a	
<i>Surrogate(s): 2-Fluorobiphenyl</i>		<i>Recovery:</i>	<i>48.1%</i>	<i>Limits: 44-146%</i>		<i>"</i>							<i>05/18/06 00:20</i>		
<i>2-Fluorophenol</i>			<i>39.9%</i>	<i>42-126%</i>		<i>"</i>							<i>"</i>	<i>A-01a</i>	
<i>Nitrobenzene-d5</i>			<i>41.2%</i>	<i>42-126%</i>		<i>"</i>							<i>"</i>	<i>A-01a</i>	
<i>Phenol-d6</i>			<i>40.9%</i>	<i>42-131%</i>		<i>"</i>							<i>"</i>	<i>A-01a</i>	
<i>p-Terphenyl-d14</i>			<i>55.0%</i>	<i>49-150%</i>		<i>"</i>							<i>"</i>		
<i>2,4,6-Tribromophenol</i>			<i>45.7%</i>	<i>48-119%</i>		<i>"</i>							<i>"</i>	<i>A-01a</i>	

Sarah Rockwell

Sarah Rockwell, Project Manager



SLR-Portland	Project Name: Jeld Wen- Nord Door	Report Created:
1800 Blankenship Road Suite 440	Project Number: 008.228.00013	05/26/06 17:52
West Linn, OR 97068	Project Manager: R. Scott Miller	

Semivolatile Organic Compounds per EPA Method 8270C - Laboratory Quality Control Results
TestAmerica - Portland, OR

QC Batch: 6050900 **Water Preparation Method: EPA 3510/600 Series**

Analyte	Method	Result	MDL*	MRL	Units	Dil	Source Result	Spike Amt	% REC	(Limits)	% RPD	(Limits)	Analyzed	Notes
Blank (6050900-BLK1)										Extracted: 05/18/06 21:00				
Carbazole	EPA 8270C	ND	---	5.00	ug/l	1x	--	--	--	--	--	--	05/22/06 23:06	
Acenaphthene	"	ND	---	5.00	"	"	--	--	--	--	--	--	"	
Acenaphthylene	"	ND	---	5.00	"	"	--	--	--	--	--	--	"	
Anthracene	"	ND	---	5.00	"	"	--	--	--	--	--	--	"	
Benzo (a) anthracene	"	ND	---	5.00	"	"	--	--	--	--	--	--	"	
Benzo (a) pyrene	"	ND	---	5.00	"	"	--	--	--	--	--	--	"	
Benzo (b) fluoranthene	"	ND	---	5.00	"	"	--	--	--	--	--	--	"	
Benzo (ghi) perylene	"	ND	---	5.00	"	"	--	--	--	--	--	--	"	
Benzo (k) fluoranthene	"	ND	---	5.00	"	"	--	--	--	--	--	--	"	
Benzoic Acid	"	ND	---	50.0	"	"	--	--	--	--	--	--	"	
Benzyl alcohol	"	ND	---	10.0	"	"	--	--	--	--	--	--	"	
4-Bromophenyl phenyl ether	"	ND	---	5.00	"	"	--	--	--	--	--	--	"	
Butyl benzyl phthalate	"	ND	---	5.00	"	"	--	--	--	--	--	--	"	
4-Chloro-3-methylphenol	"	ND	---	5.00	"	"	--	--	--	--	--	--	"	
4-Chloroaniline	"	ND	---	20.0	"	"	--	--	--	--	--	--	"	
Bis(2-chloroethoxy)methane	"	ND	---	10.0	"	"	--	--	--	--	--	--	"	
Bis(2-chloroethyl)ether	"	ND	---	5.00	"	"	--	--	--	--	--	--	"	
Bis(2-chloroisopropyl)ether	"	ND	---	10.0	"	"	--	--	--	--	--	--	"	
2-Chloronaphthalene	"	ND	---	5.00	"	"	--	--	--	--	--	--	"	
2-Chlorophenol	"	ND	---	5.00	"	"	--	--	--	--	--	--	"	
4-Chlorophenyl phenyl ether	"	ND	---	5.00	"	"	--	--	--	--	--	--	"	
Chrysene	"	ND	---	5.00	"	"	--	--	--	--	--	--	"	
Di-n-butyl phthalate	"	ND	---	5.00	"	"	--	--	--	--	--	--	"	
Di-n-octyl phthalate	"	ND	---	5.00	"	"	--	--	--	--	--	--	"	
Dibenzo (a,h) anthracene	"	ND	---	5.00	"	"	--	--	--	--	--	--	"	
Dibenzofuran	"	ND	---	5.00	"	"	--	--	--	--	--	--	"	
1,2-Dichlorobenzene	"	ND	---	5.00	"	"	--	--	--	--	--	--	"	
1,3-Dichlorobenzene	"	ND	---	5.00	"	"	--	--	--	--	--	--	"	
1,4-Dichlorobenzene	"	ND	---	5.00	"	"	--	--	--	--	--	--	"	
3,3'-Dichlorobenzidine	"	ND	---	5.00	"	"	--	--	--	--	--	--	"	
2,4-Dichlorophenol	"	ND	---	5.00	"	"	--	--	--	--	--	--	"	
Diethyl phthalate	"	ND	---	5.00	"	"	--	--	--	--	--	--	"	
2,4-Dimethylphenol	"	ND	---	10.0	"	"	--	--	--	--	--	--	"	
Dimethyl phthalate	"	ND	---	5.00	"	"	--	--	--	--	--	--	"	
4,6-Dinitro-2-methylphenol	"	ND	---	10.0	"	"	--	--	--	--	--	--	"	
2,4-Dinitrophenol	"	ND	---	25.0	"	"	--	--	--	--	--	--	"	
2,4-Dinitrotoluene	"	ND	---	5.00	"	"	--	--	--	--	--	--	"	
2,6-Dinitrotoluene	"	ND	---	5.00	"	"	--	--	--	--	--	--	"	
Bis(2-ethylhexyl)phthalate	"	ND	---	10.0	"	"	--	--	--	--	--	--	"	

TestAmerica - Portland, OR

The results in this report apply to the samples analyzed in accordance with the chain of custody document. This analytical report must be reproduced in its entirety.

Sarah Rockwell

Sarah Rockwell, Project Manager



SLR-Portland	Project Name: Jeld Wen- Nord Door	Report Created:
1800 Blankenship Road Suite 440	Project Number: 008.228.00013	05/26/06 17:52
West Linn, OR 97068	Project Manager: R. Scott Miller	

Semivolatile Organic Compounds per EPA Method 8270C - Laboratory Quality Control Results
 TestAmerica - Portland, OR

QC Batch: 6050900 **Water Preparation Method: EPA 3510/600 Series**

Analyte	Method	Result	MDL*	MRL	Units	Dil	Source Result	Spike Amt	% REC	(Limits)	% RPD	(Limits)	Analyzed	Notes
---------	--------	--------	------	-----	-------	-----	---------------	-----------	-------	----------	-------	----------	----------	-------

Blank (6050900-BLK1)													Extracted: 05/18/06 21:00			
Fluoranthene	EPA 8270C	ND	---	5.00	ug/l	1x	--	--	--	--	--	--	05/22/06 23:06			
Fluorene	"	ND	---	5.00	"	"	--	--	--	--	--	--	"			
Hexachlorobenzene	"	ND	---	5.00	"	"	--	--	--	--	--	--	"			
Hexachlorobutadiene	"	ND	---	10.0	"	"	--	--	--	--	--	--	"			
Hexachlorocyclopentadiene	"	ND	---	10.0	"	"	--	--	--	--	--	--	"			
Hexachloroethane	"	ND	---	10.0	"	"	--	--	--	--	--	--	"			
Indeno (1,2,3-cd) pyrene	"	ND	---	5.00	"	"	--	--	--	--	--	--	"			
Isophorone	"	ND	---	5.00	"	"	--	--	--	--	--	--	"			
2-Methylnaphthalene	"	ND	---	5.00	"	"	--	--	--	--	--	--	"			
2-Methylphenol	"	ND	---	10.0	"	"	--	--	--	--	--	--	"			
3-,4-Methylphenol	"	ND	---	5.00	"	"	--	--	--	--	--	--	"			
Naphthalene	"	ND	---	5.00	"	"	--	--	--	--	--	--	"			
2-Nitroaniline	"	ND	---	5.00	"	"	--	--	--	--	--	--	"			
3-Nitroaniline	"	ND	---	10.0	"	"	--	--	--	--	--	--	"			
4-Nitroaniline	"	ND	---	10.0	"	"	--	--	--	--	--	--	"			
Nitrobenzene	"	ND	---	5.00	"	"	--	--	--	--	--	--	"			
2-Nitrophenol	"	ND	---	5.00	"	"	--	--	--	--	--	--	"			
4-Nitrophenol	"	ND	---	25.0	"	"	--	--	--	--	--	--	"			
N-Nitrosodi-n-propylamine	"	ND	---	10.0	"	"	--	--	--	--	--	--	"			
N-Nitrosodiphenylamine	"	ND	---	5.00	"	"	--	--	--	--	--	--	"			
Pentachlorophenol	"	ND	---	10.0	"	"	--	--	--	--	--	--	"			
Phenanthrene	"	ND	---	5.00	"	"	--	--	--	--	--	--	"			
Phenol	"	ND	---	5.00	"	"	--	--	--	--	--	--	"			
Pyrene	"	ND	---	5.00	"	"	--	--	--	--	--	--	"			
1,2,4-Trichlorobenzene	"	ND	---	5.00	"	"	--	--	--	--	--	--	"			
2,4,5-Trichlorophenol	"	ND	---	5.00	"	"	--	--	--	--	--	--	"			
2,4,6-Trichlorophenol	"	ND	---	5.00	"	"	--	--	--	--	--	--	"			
<i>Surrogate(s):</i> 2-Fluorobiphenyl													<i>Recovery:</i> 82.9%	<i>Limits:</i> 28-118%	"	05/22/06 23:06
2-Fluorophenol													53.1%	12-100%	"	"
Nitrobenzene-d5													80.0%	37-124%	"	"
Phenol-d6													29.4%	4-105%	"	"
p-Terphenyl-d14													107%	44-140%	"	"
2,4,6-Tribromophenol													94.0%	31-142%	"	"

TestAmerica - Portland, OR

The results in this report apply to the samples analyzed in accordance with the chain of custody document. This analytical report must be reproduced in its entirety.

Sarah Rockwell

Sarah Rockwell, Project Manager



SLR-Portland	Project Name: Jeld Wen- Nord Door	Report Created:
1800 Blankenship Road Suite 440	Project Number: 008.228.00013	05/26/06 17:52
West Linn, OR 97068	Project Manager: R. Scott Miller	

Semivolatile Organic Compounds per EPA Method 8270C - Laboratory Quality Control Results
 TestAmerica - Portland, OR

QC Batch: 6050900 **Water Preparation Method: EPA 3510/600 Series**

Analyte	Method	Result	MDL*	MRL	Units	Dil	Source Result	Spike Amt	% REC	(Limits)	% RPD	(Limits)	Analyzed	Notes
LCS (6050900-BS1)													Extracted: 05/18/06 21:00	
Acenaphthene	EPA 8270C	64.9	---	5.00	ug/l	1x	--	75.0	86.5%	(47-145)	--	--	05/22/06 20:53	
4-Chloro-3-methylphenol	"	123	---	5.00	"	"	--	150	82.0%	(22-147)	--	--	"	
2-Chlorophenol	"	124	---	5.00	"	"	--	"	82.7%	(23-134)	--	--	"	
1,4-Dichlorobenzene	"	48.5	---	5.00	"	"	--	75.0	64.7%	(8-124)	--	--	"	
2,4-Dinitrotoluene	"	70.0	---	5.00	"	"	--	"	93.3%	(39-139)	--	--	"	
4-Nitrophenol	"	47.3	---	25.0	"	"	--	150	31.5%	(1-132)	--	--	"	
N-Nitrosodi-n-propylamine	"	54.8	---	10.0	"	"	--	75.0	73.1%	(1-230)	--	--	"	
Pentachlorophenol	"	110	---	10.0	"	"	--	150	73.3%	(14-176)	--	--	"	
Phenol	"	42.5	---	5.00	"	"	--	"	28.3%	(5-112)	--	--	"	
Pyrene	"	72.1	---	5.00	"	"	--	75.0	96.1%	(52-122)	--	--	"	
1,2,4-Trichlorobenzene	"	54.9	---	5.00	"	"	--	"	73.2%	(11-142)	--	--	"	
<i>Surrogate(s):</i>														
2-Fluorobiphenyl		Recovery:	84.0%	Limits:	28-118%	"							05/22/06 20:53	
2-Fluorophenol			54.8%		12-100%	"							"	
Nitrobenzene-d5			80.9%		37-124%	"							"	
Phenol-d6			30.7%		4-105%	"							"	
p-Terphenyl-d14			99.5%		44-140%	"							"	
2,4,6-Tribromophenol			93.3%		31-142%	"							"	

LCS Dup (6050900-BSD1)													Extracted: 05/18/06 21:00	
Acenaphthene	EPA 8270C	64.4	---	5.00	ug/l	1x	--	75.0	85.9%	(47-145)	0.773% (50)		05/22/06 21:37	
4-Chloro-3-methylphenol	"	123	---	5.00	"	"	--	150	82.0%	(22-147)	0.00%	"	"	
2-Chlorophenol	"	121	---	5.00	"	"	--	"	80.7%	(23-134)	2.45%	"	"	
1,4-Dichlorobenzene	"	47.9	---	5.00	"	"	--	75.0	63.9%	(8-124)	1.24%	"	"	
2,4-Dinitrotoluene	"	67.3	---	5.00	"	"	--	"	89.7%	(39-139)	3.93%	"	"	
4-Nitrophenol	"	47.4	---	25.0	"	"	--	150	31.6%	(1-132)	0.211%	"	"	
N-Nitrosodi-n-propylamine	"	55.8	---	10.0	"	"	--	75.0	74.4%	(1-230)	1.81%	"	"	
Pentachlorophenol	"	111	---	10.0	"	"	--	150	74.0%	(14-176)	0.905%	"	"	
Phenol	"	42.1	---	5.00	"	"	--	"	28.1%	(5-112)	0.946%	"	"	
Pyrene	"	74.0	---	5.00	"	"	--	75.0	98.7%	(52-122)	2.60%	"	"	
1,2,4-Trichlorobenzene	"	53.2	---	5.00	"	"	--	"	70.9%	(11-142)	3.15%	"	"	
<i>Surrogate(s):</i>														
2-Fluorobiphenyl		Recovery:	82.4%	Limits:	28-118%	"							05/22/06 21:37	
2-Fluorophenol			53.7%		12-100%	"							"	
Nitrobenzene-d5			80.4%		37-124%	"							"	
Phenol-d6			30.6%		4-105%	"							"	
p-Terphenyl-d14			102%		44-140%	"							"	
2,4,6-Tribromophenol			93.3%		31-142%	"							"	

TestAmerica - Portland, OR

The results in this report apply to the samples analyzed in accordance with the chain of custody document. This analytical report must be reproduced in its entirety.

Sarah Rockwell

Sarah Rockwell, Project Manager



SLR-Portland	Project Name: Jeld Wen- Nord Door	Report Created:
1800 Blankenship Road Suite 440	Project Number: 008.228.00013	05/26/06 17:52
West Linn, OR 97068	Project Manager: R. Scott Miller	

Polynuclear Aromatic Compounds per EPA 8270M-SIM - Laboratory Quality Control Results
 TestAmerica - Portland, OR

QC Batch: 6050287 **Water Preparation Method: EPA 3520/600 Series**

Analyte	Method	Result	MDL*	MRL	Units	Dil	Source Result	Spike Amt	% REC	(Limits)	% RPD	(Limits)	Analyzed	Notes
Blank (6050287-BLK1)													Extracted: 05/05/06 16:20	
Acenaphthene	EPA 8270m	ND	---	0.100	ug/l	1x	--	--	--	--	--	--	05/09/06 19:10	
Acenaphthylene	"	ND	---	0.100	"	"	--	--	--	--	--	--	"	
Anthracene	"	ND	---	0.100	"	"	--	--	--	--	--	--	"	
Benzo (a) anthracene	"	ND	---	0.100	"	"	--	--	--	--	--	--	"	
Benzo (a) pyrene	"	ND	---	0.100	"	"	--	--	--	--	--	--	"	
Benzo (b) fluoranthene	"	ND	---	0.100	"	"	--	--	--	--	--	--	"	
Benzo (ghi) perylene	"	ND	---	0.100	"	"	--	--	--	--	--	--	"	
Benzo (k) fluoranthene	"	ND	---	0.100	"	"	--	--	--	--	--	--	"	
Chrysene	"	ND	---	0.100	"	"	--	--	--	--	--	--	"	
Dibenzo (a,h) anthracene	"	ND	---	0.200	"	"	--	--	--	--	--	--	"	
Fluoranthene	"	ND	---	0.100	"	"	--	--	--	--	--	--	"	
Fluorene	"	ND	---	0.100	"	"	--	--	--	--	--	--	"	
Indeno (1,2,3-cd) pyrene	"	ND	---	0.100	"	"	--	--	--	--	--	--	"	
Naphthalene	"	ND	---	0.100	"	"	--	--	--	--	--	--	"	
Phenanthrene	"	ND	---	0.100	"	"	--	--	--	--	--	--	"	
Pyrene	"	ND	---	0.100	"	"	--	--	--	--	--	--	"	
<i>Surrogate(s): Fluorene-d10</i>		<i>Recovery:</i>	<i>70.0%</i>	<i>Limits:</i>	<i>25-125%</i>	<i>"</i>							<i>05/09/06 19:10</i>	
<i>Pyrene-d10</i>			<i>72.4%</i>		<i>23-150%</i>	<i>"</i>							<i>"</i>	
<i>Benzo (a) pyrene-d12</i>			<i>70.4%</i>		<i>10-125%</i>	<i>"</i>							<i>"</i>	

LCS (6050287-BS1)													Extracted: 05/05/06 16:20	
Acenaphthene	EPA 8270m	1.85	---	0.100	ug/l	1x	--	2.50	74.0%	(26-135)	--	--	05/09/06 19:43	
Benzo (a) pyrene	"	2.03	---	0.100	"	"	--	"	81.2%	(38-137)	--	--	"	
Pyrene	"	2.00	---	0.100	"	"	--	"	80.0%	(33-133)	--	--	"	
<i>Surrogate(s): Fluorene-d10</i>		<i>Recovery:</i>	<i>76.8%</i>	<i>Limits:</i>	<i>25-125%</i>	<i>"</i>							<i>05/09/06 19:43</i>	
<i>Pyrene-d10</i>			<i>75.2%</i>		<i>23-150%</i>	<i>"</i>							<i>"</i>	
<i>Benzo (a) pyrene-d12</i>			<i>79.6%</i>		<i>10-125%</i>	<i>"</i>							<i>"</i>	

LCS Dup (6050287-BSD1)													Extracted: 05/05/06 16:20	
Acenaphthene	EPA 8270m	1.77	---	0.100	ug/l	1x	--	2.50	70.8%	(26-135)	4.42% (60)		05/09/06 20:16	
Benzo (a) pyrene	"	1.93	---	0.100	"	"	--	"	77.2%	(38-137)	5.05%	"	"	
Pyrene	"	1.95	---	0.100	"	"	--	"	78.0%	(33-133)	2.53%	"	"	
<i>Surrogate(s): Fluorene-d10</i>		<i>Recovery:</i>	<i>75.6%</i>	<i>Limits:</i>	<i>25-125%</i>	<i>"</i>							<i>05/09/06 20:16</i>	
<i>Pyrene-d10</i>			<i>74.4%</i>		<i>23-150%</i>	<i>"</i>							<i>"</i>	
<i>Benzo (a) pyrene-d12</i>			<i>76.8%</i>		<i>10-125%</i>	<i>"</i>							<i>"</i>	

TestAmerica - Portland, OR

The results in this report apply to the samples analyzed in accordance with the chain of custody document. This analytical report must be reproduced in its entirety.

Sarah Rockwell

Sarah Rockwell, Project Manager



SLR-Portland	Project Name: Jeld Wen- Nord Door	Report Created:
1800 Blankenship Road Suite 440	Project Number: 008.228.00013	05/26/06 17:52
West Linn, OR 97068	Project Manager: R. Scott Miller	

Polynuclear Aromatic Compounds and Pentachlorophenol per EPA 8270M-SIM - Laboratory Quality Control Results
TestAmerica - Portland, OR

QC Batch: 6050420 **Water Preparation Method: EPA 3520/600 Series**

Analyte	Method	Result	MDL*	MRL	Units	Dil	Source Result	Spike Amt	% REC	(Limits)	% RPD	(Limits)	Analyzed	Notes		
Blank (6050420-BLK1)													Extracted: 05/09/06 16:10			
Acenaphthene	EPA 8270m	ND	---	0.100	ug/l	1x	--	--	--	--	--	--	05/11/06 16:50			
Acenaphthylene	"	ND	---	0.100	"	"	--	--	--	--	--	--	"			
Anthracene	"	ND	---	0.100	"	"	--	--	--	--	--	--	"			
Benzo (a) anthracene	"	ND	---	0.100	"	"	--	--	--	--	--	--	"			
Benzo (a) pyrene	"	ND	---	0.100	"	"	--	--	--	--	--	--	"			
Benzo (b) fluoranthene	"	ND	---	0.100	"	"	--	--	--	--	--	--	"			
Benzo (k) fluoranthene	"	ND	---	0.100	"	"	--	--	--	--	--	--	"			
Benzo (ghi) perylene	"	ND	---	0.100	"	"	--	--	--	--	--	--	"			
Chrysene	"	ND	---	0.100	"	"	--	--	--	--	--	--	"			
Dibenzo (a,h) anthracene	"	ND	---	0.200	"	"	--	--	--	--	--	--	"			
Fluoranthene	"	ND	---	0.100	"	"	--	--	--	--	--	--	"			
Fluorene	"	ND	---	0.100	"	"	--	--	--	--	--	--	"			
Indeno (1,2,3-cd) pyrene	"	ND	---	0.100	"	"	--	--	--	--	--	--	"			
Naphthalene	"	ND	---	0.100	"	"	--	--	--	--	--	--	"			
Pentachlorophenol	"	ND	---	1.00	"	"	--	--	--	--	--	--	"			
Phenanthrene	"	ND	---	0.100	"	"	--	--	--	--	--	--	"			
Pyrene	"	ND	---	0.100	"	"	--	--	--	--	--	--	"			
<i>Surrogate(s): Fluorene-d10</i>													<i>Recovery: 75.2%</i>	<i>Limits: 25-125%</i>	<i>"</i>	<i>05/11/06 16:50</i>
<i>2,4,6-Tribromophenol</i>													<i>71.2%</i>	<i>5-157%</i>	<i>"</i>	<i>"</i>
<i>Pyrene-d10</i>													<i>74.0%</i>	<i>23-150%</i>	<i>"</i>	<i>"</i>
<i>Benzo (a) pyrene-d12</i>													<i>81.2%</i>	<i>10-125%</i>	<i>"</i>	<i>"</i>

LCS (6050420-BS1)													Extracted: 05/09/06 16:10			
Acenaphthene	EPA 8270m	1.94	---	0.100	ug/l	1x	--	2.50	77.6%	(27-133)	--	--	05/11/06 17:20			
Benzo (a) pyrene	"	2.26	---	0.100	"	"	--	"	90.4%	(41-139)	--	--	"			
Pentachlorophenol	"	2.75	---	1.00	"	"	--	5.00	55.0%	(24-147)	--	--	"			
Pyrene	"	2.06	---	0.100	"	"	--	2.50	82.4%	(34-143)	--	--	"			
<i>Surrogate(s): Fluorene-d10</i>													<i>Recovery: 72.4%</i>	<i>Limits: 25-125%</i>	<i>"</i>	<i>05/11/06 17:20</i>
<i>2,4,6-Tribromophenol</i>													<i>83.6%</i>	<i>5-157%</i>	<i>"</i>	<i>"</i>
<i>Pyrene-d10</i>													<i>72.8%</i>	<i>23-150%</i>	<i>"</i>	<i>"</i>
<i>Benzo (a) pyrene-d12</i>													<i>80.0%</i>	<i>10-125%</i>	<i>"</i>	<i>"</i>

TestAmerica - Portland, OR

The results in this report apply to the samples analyzed in accordance with the chain of custody document. This analytical report must be reproduced in its entirety.

Sarah Rockwell

Sarah Rockwell, Project Manager



SLR-Portland	Project Name: Jeld Wen- Nord Door	
1800 Blankenship Road Suite 440	Project Number: 008.228.00013	Report Created:
West Linn, OR 97068	Project Manager: R. Scott Miller	05/26/06 17:52

Polynuclear Aromatic Compounds and Pentachlorophenol per EPA 8270M-SIM - Laboratory Quality Control Results
TestAmerica - Portland, OR

QC Batch: 6050420 **Water Preparation Method: EPA 3520/600 Series**

Analyte	Method	Result	MDL*	MRL	Units	Dil	Source Result	Spike Amt	% REC	(Limits)	% RPD	(Limits)	Analyzed	Notes
LCS Dup (6050420-BSD1)										Extracted: 05/09/06 16:10				
Acenaphthene	EPA 8270m	2.10	---	0.100	ug/l	1x	--	2.50	84.0%	(27-133)	7.92%	(50)	05/11/06 17:50	
Benzo (a) pyrene	"	2.48	---	0.100	"	"	--	"	99.2%	(41-139)	9.28%	"	"	
Pentachlorophenol	"	2.93	---	1.00	"	"	--	5.00	58.6%	(24-147)	6.34%	"	"	
Pyrene	"	2.25	---	0.100	"	"	--	2.50	90.0%	(34-143)	8.82%	"	"	
<i>Surrogate(s): Fluorene-d10</i>		<i>Recovery:</i>	<i>79.6%</i>	<i>Limits:</i>	<i>25-125%</i>	<i>"</i>							<i>05/11/06 17:50</i>	
<i>2,4,6-Tribromophenol</i>		<i>94.0%</i>		<i>5-157%</i>	<i>"</i>								<i>"</i>	
<i>Pyrene-d10</i>		<i>78.0%</i>		<i>23-150%</i>	<i>"</i>								<i>"</i>	
<i>Benzo (a) pyrene-d12</i>		<i>86.8%</i>		<i>10-125%</i>	<i>"</i>								<i>"</i>	

QC Batch: 6050660 **Soil Preparation Method: EPA 3550**

Analyte	Method	Result	MDL*	MRL	Units	Dil	Source Result	Spike Amt	% REC	(Limits)	% RPD	(Limits)	Analyzed	Notes
Blank (6050660-BLK1)										Extracted: 05/15/06 08:39				
Acenaphthene	EPA 8270m	ND	---	13.3	ug/kg wet	1x	--	--	--	--	--	--	05/19/06 15:52	
Acenaphthylene	"	ND	---	13.3	"	"	--	--	--	--	--	--	"	
Anthracene	"	ND	---	13.3	"	"	--	--	--	--	--	--	"	
Benzo (a) anthracene	"	ND	---	13.3	"	"	--	--	--	--	--	--	"	
Benzo (a) pyrene	"	ND	---	13.3	"	"	--	--	--	--	--	--	"	
Benzo (b) fluoranthene	"	ND	---	13.3	"	"	--	--	--	--	--	--	"	
Benzo (k) fluoranthene	"	ND	---	13.3	"	"	--	--	--	--	--	--	"	
Benzo (ghi) perylene	"	ND	---	13.3	"	"	--	--	--	--	--	--	"	
Chrysene	"	ND	---	13.3	"	"	--	--	--	--	--	--	"	
Dibenzo (a,h) anthracene	"	ND	---	13.3	"	"	--	--	--	--	--	--	"	
Fluoranthene	"	ND	---	13.3	"	"	--	--	--	--	--	--	"	
Fluorene	"	ND	---	13.3	"	"	--	--	--	--	--	--	"	
Indeno (1,2,3-cd) pyrene	"	ND	---	13.3	"	"	--	--	--	--	--	--	"	
Naphthalene	"	ND	---	13.3	"	"	--	--	--	--	--	--	"	
Pentachlorophenol	"	ND	---	66.7	"	"	--	--	--	--	--	--	"	
Phenanthrene	"	ND	---	13.3	"	"	--	--	--	--	--	--	"	
Pyrene	"	ND	---	13.3	"	"	--	--	--	--	--	--	"	
<i>Surrogate(s): Fluorene-d10</i>		<i>Recovery:</i>	<i>76.8%</i>	<i>Limits:</i>	<i>32-134%</i>	<i>"</i>							<i>05/19/06 15:52</i>	
<i>2,4,6-Tribromophenol</i>		<i>69.7%</i>		<i>10-150%</i>	<i>"</i>								<i>"</i>	
<i>Pyrene-d10</i>		<i>84.2%</i>		<i>41-152%</i>	<i>"</i>								<i>"</i>	
<i>Benzo (a) pyrene-d12</i>		<i>97.7%</i>		<i>36-145%</i>	<i>"</i>								<i>"</i>	

TestAmerica - Portland, OR

The results in this report apply to the samples analyzed in accordance with the chain of custody document. This analytical report must be reproduced in its entirety.

Sarah Rockwell

Sarah Rockwell, Project Manager



SLR-Portland	Project Name: Jeld Wen- Nord Door	Report Created:
1800 Blankenship Road Suite 440	Project Number: 008.228.00013	05/26/06 17:52
West Linn, OR 97068	Project Manager: R. Scott Miller	

Polynuclear Aromatic Compounds and Pentachlorophenol per EPA 8270M-SIM - Laboratory Quality Control Results
TestAmerica - Portland, OR

QC Batch: 6050660 Soil Preparation Method: EPA 3550

Analyte	Method	Result	MDL*	MRL	Units	Dil	Source Result	Spike Amt	% REC	(Limits)	% RPD	(Limits)	Analyzed	Notes
---------	--------	--------	------	-----	-------	-----	---------------	-----------	-------	----------	-------	----------	----------	-------

LCS (6050660-BS1)

Extracted: 05/15/06 08:39

Acenaphthene	EPA 8270m	124	---	13.2	ug/kg wet	1x	--	165	75.2%	(33-139)	--	--	05/18/06 19:36	
Benzo (a) pyrene	"	165	---	13.2	"	"	--	"	100%	(45-149)	--	--	"	
Pentachlorophenol	"	192	---	66.2	"	"	--	329	58.4%	(14-176)	--	--	"	
Pyrene	"	134	---	13.2	"	"	--	165	81.2%	(39-138)	--	--	"	
<i>Surrogate(s): Fluorene-d10</i>		<i>Recovery:</i>	<i>78.7%</i>	<i>Limits: 32-134%</i>		<i>"</i>						<i>05/18/06 19:36</i>		
<i>2,4,6-Tribromophenol</i>			<i>90.2%</i>	<i>10-150%</i>		<i>"</i>						<i>"</i>		
<i>Pyrene-d10</i>			<i>77.9%</i>	<i>41-152%</i>		<i>"</i>						<i>"</i>		
<i>Benzo (a) pyrene-d12</i>			<i>92.8%</i>	<i>36-145%</i>		<i>"</i>						<i>"</i>		

Matrix Spike (6050660-MS1)

QC Source: PPE0193-11

Extracted: 05/15/06 08:39

Acenaphthene	EPA 8270m	170	---	65.4	ug/kg dry	4x	ND	203	83.7%	(33-139)	--	--	05/18/06 23:13	
Benzo (a) pyrene	"	208	---	65.4	"	"	9.12	"	98.0%	(45-149)	--	--	"	
Pentachlorophenol	"	258	---	327	"	"	ND	407	63.4%	(14-176)	--	--	"	
Pyrene	"	351	---	65.4	"	"	72.1	203	137%	(39-138)	--	--	"	
<i>Surrogate(s): Fluorene-d10</i>		<i>Recovery:</i>	<i>85.1%</i>	<i>Limits: 32-134%</i>		<i>"</i>						<i>05/18/06 23:13</i>		
<i>2,4,6-Tribromophenol</i>			<i>96.1%</i>	<i>10-150%</i>		<i>"</i>						<i>"</i>		
<i>Pyrene-d10</i>			<i>81.2%</i>	<i>41-152%</i>		<i>"</i>						<i>"</i>		
<i>Benzo (a) pyrene-d12</i>			<i>95.6%</i>	<i>36-145%</i>		<i>"</i>						<i>"</i>		

Matrix Spike Dup (6050660-MSD1)

QC Source: PPE0193-11

Extracted: 05/15/06 08:39

Acenaphthene	EPA 8270m	166	---	65.4	ug/kg dry	4x	ND	203	81.8%	(33-139)	2.38%	(50)	05/18/06 23:44	
Benzo (a) pyrene	"	221	---	65.4	"	"	9.12	"	104%	(45-149)	6.06%	"	"	
Pentachlorophenol	"	239	---	327	"	"	ND	407	58.7%	(14-176)	7.65%	(60)	"	
Pyrene	"	343	---	65.4	"	"	72.1	203	133%	(39-138)	2.31%	(50)	"	
<i>Surrogate(s): Fluorene-d10</i>		<i>Recovery:</i>	<i>85.9%</i>	<i>Limits: 32-134%</i>		<i>"</i>						<i>05/18/06 23:44</i>		
<i>2,4,6-Tribromophenol</i>			<i>98.0%</i>	<i>10-150%</i>		<i>"</i>						<i>"</i>		
<i>Pyrene-d10</i>			<i>85.0%</i>	<i>41-152%</i>		<i>"</i>						<i>"</i>		
<i>Benzo (a) pyrene-d12</i>			<i>96.9%</i>	<i>36-145%</i>		<i>"</i>						<i>"</i>		

Sarah Rockwell

Sarah Rockwell, Project Manager



SLR-Portland	Project Name: Jeld Wen- Nord Door	Report Created:
1800 Blankenship Road Suite 440	Project Number: 008.228.00013	05/26/06 17:52
West Linn, OR 97068	Project Manager: R. Scott Miller	

Percent Dry Weight (Solids) per Standard Methods - Laboratory Quality Control Results
 TestAmerica - Portland, OR

QC Batch: 6050309 Soil Preparation Method: Dry Weight

Analyte	Method	Result	MDL*	MRL	Units	Dil	Source Result	Spike Amt	% REC	(Limits)	% RPD	(Limits)	Analyzed	Notes	
Duplicate (6050309-DUP1)			QC Source: PPE0282-01					Extracted: 05/06/06 10:18							
% Solids	NCA SOP	82.3	---	1.00	% by Weight	1x	82.8	--	--	--	0.606% (20)		05/06/06 15:43		

QC Batch: 6050416 Soil Preparation Method: Dry Weight

Analyte	Method	Result	MDL*	MRL	Units	Dil	Source Result	Spike Amt	% REC	(Limits)	% RPD	(Limits)	Analyzed	Notes	
Duplicate (6050416-DUP1)			QC Source: PPE0193-03					Extracted: 05/09/06 12:04							
% Solids	NCA SOP	87.1	---	1.00	% by Weight	1x	77.1	--	--	--	12.2% (20)		05/10/06 10:01		

Duplicate (6050416-DUP2)			QC Source: PPE0193-33					Extracted: 05/09/06 12:04							
% Solids	NCA SOP	93.9	---	1.00	% by Weight	1x	94.8	--	--	--	0.954% (20)		05/10/06 10:01		

TestAmerica - Portland, OR

The results in this report apply to the samples analyzed in accordance with the chain of custody document. This analytical report must be reproduced in its entirety.

Sarah Rockwell

Sarah Rockwell, Project Manager



SLR-Portland	Project Name: Jeld Wen- Nord Door	Report Created:
1800 Blankenship Road Suite 440	Project Number: 008.228.00013	05/26/06 17:52
West Linn, OR 97068	Project Manager: R. Scott Miller	

Notes and Definitions

Report Specific Notes:

- A-01 - Detected hydrocarbons have distinct peaks that have elution patterns similar to that of PAH's, as well as other extraneous peaks that may be due to biogenic interference.
- A-01a - This compound was below laboratory criteria. The low recovery is isolated to this sample and does not represent an out of control condition for the batch. See the LCS.
- A-02 - This compound is present in creosote.
- A-03 - Per USEPA, creosote is considered to be present when the level of phenanthrene is 1.4 to 5 times that of carbazole. This sample fits this criterion.
- A-05 - Detected hydrocarbons have distinct peaks that have elution patterns similar to that of PAH's.
- A-07 - Estimated value, the internal standard associated with this analyte was above normal acceptance criteria.
- A-10 - Sample extracted outside of hold time due to extraction problem in the laboratory.
- D-09 - Detected hydrocarbons in the diesel range appear to be due to overlap of heavy/oil range hydrocarbons.
- J - Estimated value.
- O-07 - This sample was extracted outside the EPA recommended holding time.
- Q-01 - The matrix spike recovery, and/or RPD, for this QC sample is outside of established control limits. Failure of a matrix spike QC sample does not represent an out-of-control condition for the batch.
- Q-14 - The matrix spike recovery, and/or RPD, for this QC sample is outside of control limits due to a non-homogeneous sample matrix.
- R-05 - Reporting limits raised due to dilution necessary for analysis. Sample contains high levels of reported analyte, non-target analyte, and/or matrix interference.
- R-08 - Due to matrix unable to resolve Benzo(a)fluoranthene isomers. Value reported only in Benzo(b) category represents Total Benzo(b+k)fluoranthene.
- R-16 - Estimated Value. Sample reported from a vial with headspace.
- S-01 - The surrogate recovery for this sample is not available due to sample dilution required from high analyte concentration and/or matrix interferences.
- S-02 - The surrogate recovery for this sample cannot be accurately quantified due to interference from coeluting organic compounds present.
- S-12 - Unable to calculate surrogate recovery due to high analyte concentration.
- SR-3 - Surrogate recovery was above the acceptance limits. Data not impacted.

Laboratory Reporting Conventions:

- DET - Analyte DETECTED at or above the Reporting Limit. Qualitative Analyses only.
- ND - Analyte NOT DETECTED at or above the reporting limit (MDL or MRL, as appropriate).
- NR/NA - Not Reported / Not Available
- dry - Sample results reported on a Dry Weight Basis. Results and Reporting Limits have been corrected for Percent Dry Weight.
- wet - Sample results and reporting limits reported on a Wet Weight Basis (as received). Results with neither 'wet' nor 'dry' are reported on a Wet Weight Basis.
- RPD - RELATIVE PERCENT DIFFERENCE (RPDs calculated using Results, not Percent Recoveries).
- MRL - METHOD REPORTING LIMIT. Reporting Level at, or above, the lowest level standard of the Calibration Table.

Sarah Rockwell

Sarah Rockwell, Project Manager



SLR-Portland

1800 Blankenship Road Suite 440
West Linn, OR 97068

Project Name: **Jeld Wen- Nord Door**
Project Number: 008.228.00013
Project Manager: R. Scott Miller

Report Created:
05/26/06 17:52

- MDL* - METHOD DETECTION LIMIT. Reporting Level at, or above, the statistically derived limit based on 40CFR, Part 136, Appendix B. *MDLs are listed on the report only if the data has been evaluated below the MRL. Results between the MDL and MRL are reported as Estimated Results.
- Dil - Dilutions are calculated based on deviations from the standard dilution performed for an analysis, and may not represent the dilution found on the analytical raw data.
- Reporting Limits - Reporting limits (MDLs and MRLs) are adjusted based on variations in sample preparation amounts, analytical dilutions and percent solids, where applicable.
- Electronic Signature - Electronic Signature added in accordance with TestAmerica's *Electronic Reporting and Electronic Signatures Policy*. Application of electronic signature indicates that the report has been reviewed and approved for release by the laboratory. Electronic signature is intended to be the legally binding equivalent of a traditionally handwritten signature.

Sarah Rockwell

Sarah Rockwell, Project Manager



May 31, 2006

R. Scott Miller
SLR-Portland
1800 Blankenship Road Suite 440
West Linn, OR 97068

RE: Jeld Wen- Nord Door

Enclosed are the results of analyses for samples received by the laboratory on 05/09/06 09:30.
The following list is a summary of the Work Orders contained in this report, generated on 05/31/06
17:47.

If you have any questions concerning this report, please feel free to contact me.

<u>Work Order</u>	<u>Project</u>	<u>ProjectNumber</u>
PPE0352	Jeld Wen- Nord Door	008.0228.00013

Sarah Rockwell

Sarah Rockwell, Project Manager



SLR-Portland	Project Name: Jeld Wen- Nord Door	
1800 Blankenship Road Suite 440	Project Number: 008.0228.00013	Report Created:
West Linn, OR 97068	Project Manager: R. Scott Miller	05/31/06 17:47

ANALYTICAL REPORT FOR SAMPLES

Sample ID	Laboratory ID	Matrix	Date Sampled	Date Received
GP1-6	PPE0352-01	Soil	05/04/06 08:20	05/09/06 09:30
GP1-10	PPE0352-02	Soil	05/04/06 08:30	05/09/06 09:30
GP1-GW	PPE0352-03	Water	05/04/06 10:35	05/09/06 09:30
GP2-5	PPE0352-04	Soil	05/04/06 08:55	05/09/06 09:30
GP2-GW	PPE0352-05	Water	05/04/06 14:55	05/09/06 09:30
GP3-9	PPE0352-07	Soil	05/04/06 09:50	05/09/06 09:30
GP3-GW	PPE0352-08	Water	05/04/06 15:20	05/09/06 09:30
GP22-6.5	PPE0352-09	Soil	05/04/06 10:15	05/09/06 09:30
GP22-GW	PPE0352-10	Water	05/04/06 12:45	05/09/06 09:30
GP20-GW	PPE0352-12	Water	05/04/06 12:10	05/09/06 09:30
GP21-5	PPE0352-13	Soil	05/04/06 12:25	05/09/06 09:30
GP21-GW	PPE0352-14	Water	05/04/06 13:10	05/09/06 09:30
GP35-7	PPE0352-15	Soil	05/04/06 13:15	05/09/06 09:30
GP35-GW	PPE0352-16	Water	05/04/06 14:30	05/09/06 09:30
GP5-6.5	PPE0352-17	Soil	05/04/06 13:45	05/09/06 09:30
GP5-12	PPE0352-18	Soil	05/04/06 14:00	05/09/06 09:30
GP5-GW	PPE0352-19	Water	05/04/06 13:50	05/09/06 09:30
GP11-6	PPE0352-20	Soil	05/04/06 14:20	05/09/06 09:30
GP11-12	PPE0352-21	Soil	05/04/06 14:30	05/09/06 09:30
GP11-GW	PPE0352-22	Water	05/04/06 15:45	05/09/06 09:30
GP29-8	PPE0352-23	Soil	05/04/06 14:55	05/09/06 09:30
GP29-GW	PPE0352-24	Water	05/04/06 15:45	05/09/06 09:30

Sarah Rockwell

Sarah Rockwell, Project Manager



SLR-Portland

1800 Blankenship Road Suite 440
West Linn, OR 97068

Project Name: **Jeld Wen- Nord Door**

Project Number: 008.0228.00013

Project Manager: R. Scott Miller

Report Created:

05/31/06 17:47

Analytical Case Narrative
North Creek Analytical - Portland

PPE0352

Semivolatile Organic Compound per EPA Method 8270C

The method blank surrogate recoveries of 2-fluorophenol, phenol-d6 and nitrobenzene-d5 in batch 6050711 are below acceptable limits. All recoveries for the blank spike are acceptable. The surrogate problem appears to be an isolated incident during the concentration of the extract. Corrective action required re-extraction of sample GP1-10. Re-extraction was done outside of recommended hold time. Both sets of data are reported.

Sarah Rockwell

Sarah Rockwell, Project Manager



SLR-Portland	Project Name: Jeld Wen- Nord Door	Report Created:
1800 Blankenship Road Suite 440	Project Number: 008.0228.00013	05/31/06 17:47
West Linn, OR 97068	Project Manager: R. Scott Miller	

Hydrocarbon Identification per NW-TPH Methodology
 TestAmerica - Portland, OR

Analyte	Method	Result	MDL*	MRL	Units	Dil	Batch	Prepared	Analyzed	Notes
PPE0352-01 (GP1-6)		Soil			Sampled: 05/04/06 08:20					
Gasoline Range Hydrocarbons	NWTPH HCID	ND	----	33.2	mg/kg dry	1x	6050449	05/10/06 12:00	05/11/06 01:25	
Diesel Range Hydrocarbons	"	ND	----	82.9	"	"	"	"	"	
Heavy Oil Range Hydrocarbons	"	DET	----	166	"	"	"	"	"	A-01
<i>Surrogate(s): 1-Chlorooctadecane</i>			80.5%		50 - 150 %	"			"	
PPE0352-02 (GP1-10)		Soil			Sampled: 05/04/06 08:30					
Gasoline Range Hydrocarbons	NWTPH HCID	ND	----	18.6	mg/kg dry	1x	6050449	05/10/06 12:00	05/11/06 10:25	
Diesel Range Hydrocarbons	"	DET	----	46.5	"	"	"	"	"	A-01
Heavy Oil Range Hydrocarbons	"	DET	----	93.1	"	"	"	"	"	
<i>Surrogate(s): 1-Chlorooctadecane</i>			78.2%		50 - 150 %	"			"	
PPE0352-03 (GP1-GW)		Water			Sampled: 05/04/06 10:35					
Gasoline Range Hydrocarbons	NWTPH HCID	ND	----	0.238	mg/l	1x	6050431	05/09/06 21:40	05/10/06 17:35	
Diesel Range Hydrocarbons	"	ND	----	0.600	"	"	"	"	"	
Heavy Oil Range Hydrocarbons	"	ND	----	0.600	"	"	"	"	"	
<i>Surrogate(s): 1-Chlorooctadecane</i>			85.7%		50 - 150 %	"			"	
PPE0352-04 (GP2-5)		Soil			Sampled: 05/04/06 08:55					
Gasoline Range Hydrocarbons	NWTPH HCID	ND	----	16.8	mg/kg dry	1x	6050449	05/10/06 12:00	05/11/06 06:46	
Diesel Range Hydrocarbons	"	ND	----	41.9	"	"	"	"	"	
Heavy Oil Range Hydrocarbons	"	ND	----	83.8	"	"	"	"	"	
<i>Surrogate(s): 1-Chlorooctadecane</i>			94.0%		50 - 150 %	"			"	
PPE0352-05 (GP2-GW)		Water			Sampled: 05/04/06 14:55					
Gasoline Range Hydrocarbons	NWTPH HCID	DET	----	0.238	mg/l	1x	6050431	05/09/06 21:40	05/10/06 18:06	
Diesel Range Hydrocarbons	"	ND	----	0.600	"	"	"	"	"	
Heavy Oil Range Hydrocarbons	"	ND	----	0.600	"	"	"	"	"	
<i>Surrogate(s): 1-Chlorooctadecane</i>			88.1%		50 - 150 %	"			"	
PPE0352-07 (GP3-9)		Soil			Sampled: 05/04/06 09:50					
Gasoline Range Hydrocarbons	NWTPH HCID	ND	----	21.6	mg/kg dry	1x	6050449	05/10/06 12:00	05/11/06 08:21	
Diesel Range Hydrocarbons	"	ND	----	54.0	"	"	"	"	"	
Heavy Oil Range Hydrocarbons	"	ND	----	108	"	"	"	"	"	
<i>Surrogate(s): 1-Chlorooctadecane</i>			94.3%		50 - 150 %	"			"	

TestAmerica - Portland, OR

The results in this report apply to the samples analyzed in accordance with the chain of custody document. This analytical report must be reproduced in its entirety.

Sarah Rockwell

Sarah Rockwell, Project Manager



SLR-Portland	Project Name: Jeld Wen- Nord Door	Report Created:
1800 Blankenship Road Suite 440	Project Number: 008.0228.00013	05/31/06 17:47
West Linn, OR 97068	Project Manager: R. Scott Miller	

Hydrocarbon Identification per NW-TPH Methodology
TestAmerica - Portland, OR

Analyte	Method	Result	MDL*	MRL	Units	Dil	Batch	Prepared	Analyzed	Notes
PPE0352-08 (GP3-GW)		Water			Sampled: 05/04/06 15:20					
Gasoline Range Hydrocarbons	NWTPH HCID	DET	----	0.238	mg/l	1x	6050431	05/09/06 21:40	05/10/06 18:38	
Diesel Range Hydrocarbons	"	ND	----	0.600	"	"	"	"	"	
Heavy Oil Range Hydrocarbons	"	ND	----	0.600	"	"	"	"	"	
Surrogate(s): 1-Chlorooctadecane		94.4%			50 - 150 % "					
PPE0352-09 (GP22-6.5)		Soil			Sampled: 05/04/06 10:15					
Gasoline Range Hydrocarbons	NWTPH HCID	ND	----	20.2	mg/kg dry	1x	6050449	05/10/06 12:00	05/11/06 07:18	
Diesel Range Hydrocarbons	"	ND	----	50.6	"	"	"	"	"	
Heavy Oil Range Hydrocarbons	"	DET	----	101	"	"	"	"	"	
Surrogate(s): 1-Chlorooctadecane		84.4%			50 - 150 % "					
PPE0352-10 (GP22-GW)		Water			Sampled: 05/04/06 12:45					
Gasoline Range Hydrocarbons	NWTPH HCID	ND	----	0.238	mg/l	1x	6050431	05/09/06 21:40	05/10/06 19:09	
Diesel Range Hydrocarbons	"	ND	----	0.600	"	"	"	"	"	
Heavy Oil Range Hydrocarbons	"	ND	----	0.600	"	"	"	"	"	
Surrogate(s): 1-Chlorooctadecane		88.2%			50 - 150 % "					
PPE0352-12 (GP20-GW)		Water			Sampled: 05/04/06 12:10					
Gasoline Range Hydrocarbons	NWTPH HCID	ND	----	0.238	mg/l	1x	6050875	05/18/06 17:30	05/19/06 04:22	
Diesel Range Hydrocarbons	"	ND	----	0.600	"	"	"	"	"	
Heavy Oil Range Hydrocarbons	"	DET	----	0.600	"	"	"	"	"	D-19
Surrogate(s): 1-Chlorooctadecane		71.8%			50 - 150 % "					
PPE0352-13 (GP21-5)		Soil			Sampled: 05/04/06 12:25					
Gasoline Range Hydrocarbons	NWTPH HCID	ND	----	17.7	mg/kg dry	1x	6050449	05/10/06 12:00	05/11/06 07:50	
Diesel Range Hydrocarbons	"	ND	----	44.3	"	"	"	"	"	
Heavy Oil Range Hydrocarbons	"	ND	----	88.5	"	"	"	"	"	
Surrogate(s): 1-Chlorooctadecane		95.8%			50 - 150 % "					
PPE0352-14 (GP21-GW)		Water			Sampled: 05/04/06 13:10					
Gasoline Range Hydrocarbons	NWTPH HCID	ND	----	0.238	mg/l	1x	6050431	05/09/06 21:40	05/10/06 19:40	
Diesel Range Hydrocarbons	"	ND	----	0.600	"	"	"	"	"	
Heavy Oil Range Hydrocarbons	"	ND	----	0.600	"	"	"	"	"	
Surrogate(s): 1-Chlorooctadecane		91.0%			50 - 150 % "					

TestAmerica - Portland, OR

The results in this report apply to the samples analyzed in accordance with the chain of custody document. This analytical report must be reproduced in its entirety.

Sarah Rockwell

Sarah Rockwell, Project Manager



SLR-Portland	Project Name: Jeld Wen- Nord Door	Report Created:
1800 Blankenship Road Suite 440	Project Number: 008.0228.00013	05/31/06 17:47
West Linn, OR 97068	Project Manager: R. Scott Miller	

Hydrocarbon Identification per NW-TPH Methodology
 TestAmerica - Portland, OR

Analyte	Method	Result	MDL*	MRL	Units	Dil	Batch	Prepared	Analyzed	Notes
PPE0352-15 (GP35-7)		Soil			Sampled: 05/04/06 13:15					
Gasoline Range Hydrocarbons	NWTPH HCID	ND	----	22.3	mg/kg dry	1x	6050449	05/10/06 12:00	05/11/06 09:24	
Diesel Range Hydrocarbons	"	ND	----	55.6	"	"	"	"	"	
Heavy Oil Range Hydrocarbons	"	ND	----	111	"	"	"	"	"	
<i>Surrogate(s): 1-Chlorooctadecane</i>			92.1%		50 - 150 %	"				
PPE0352-16 (GP35-GW)		Water			Sampled: 05/04/06 14:30					
Gasoline Range Hydrocarbons	NWTPH HCID	ND	----	0.238	mg/l	1x	6050431	05/09/06 21:40	05/10/06 20:11	
Diesel Range Hydrocarbons	"	ND	----	0.600	"	"	"	"	"	
Heavy Oil Range Hydrocarbons	"	ND	----	0.600	"	"	"	"	"	
<i>Surrogate(s): 1-Chlorooctadecane</i>			94.0%		50 - 150 %	"				
PPE0352-17 (GP5-6.5)		Soil			Sampled: 05/04/06 13:45					
Gasoline Range Hydrocarbons	NWTPH HCID	ND	----	17.8	mg/kg dry	1x	6050449	05/10/06 12:00	05/11/06 00:22	
Diesel Range Hydrocarbons	"	ND	----	44.6	"	"	"	"	"	
Heavy Oil Range Hydrocarbons	"	ND	----	89.2	"	"	"	"	"	
<i>Surrogate(s): 1-Chlorooctadecane</i>			96.7%		50 - 150 %	"				
PPE0352-18 (GP5-12)		Soil			Sampled: 05/04/06 14:00					
Gasoline Range Hydrocarbons	NWTPH HCID	ND	----	18.0	mg/kg dry	1x	6050449	05/10/06 12:00	05/11/06 00:53	
Diesel Range Hydrocarbons	"	ND	----	44.9	"	"	"	"	"	
Heavy Oil Range Hydrocarbons	"	ND	----	89.9	"	"	"	"	"	
<i>Surrogate(s): 1-Chlorooctadecane</i>			95.5%		50 - 150 %	"				
PPE0352-19 (GP5-GW)		Water			Sampled: 05/04/06 13:50					
Gasoline Range Hydrocarbons	NWTPH HCID	DET	----	0.238	mg/l	1x	6050431	05/09/06 21:40	05/10/06 20:43	A-01
Diesel Range Hydrocarbons	"	DET	----	0.600	"	"	"	"	"	A-01
Heavy Oil Range Hydrocarbons	"	ND	----	0.600	"	"	"	"	"	
<i>Surrogate(s): 1-Chlorooctadecane</i>			107%		50 - 150 %	"				
PPE0352-20 (GP11-6)		Soil			Sampled: 05/04/06 14:20					
Gasoline Range Hydrocarbons	NWTPH HCID	DET	----	36.1	mg/kg dry	1x	6050449	05/10/06 12:00	05/11/06 10:57	A-01
Diesel Range Hydrocarbons	"	DET	----	90.4	"	"	"	"	"	A-01
Heavy Oil Range Hydrocarbons	"	DET	----	181	"	"	"	"	"	A-01
<i>Surrogate(s): 1-Chlorooctadecane</i>			NR		50 - 150 %	"				S-02

Sarah Rockwell

Sarah Rockwell, Project Manager



SLR-Portland	Project Name: Jeld Wen- Nord Door	Report Created:
1800 Blankenship Road Suite 440	Project Number: 008.0228.00013	05/31/06 17:47
West Linn, OR 97068	Project Manager: R. Scott Miller	

Hydrocarbon Identification per NW-TPH Methodology
TestAmerica - Portland, OR

Analyte	Method	Result	MDL*	MRL	Units	Dil	Batch	Prepared	Analyzed	Notes
---------	--------	--------	------	-----	-------	-----	-------	----------	----------	-------

PPE0352-21 (GP11-12)	Soil			Sampled: 05/04/06 14:30						
Gasoline Range Hydrocarbons	NWTPH HCID	DET	----	26.7	mg/kg dry	1x	6050449	05/10/06 12:00	05/11/06 08:53	A-01
Diesel Range Hydrocarbons	"	DET	----	66.8	"	"	"	"	"	A-01
Heavy Oil Range Hydrocarbons	"	DET	----	134	"	"	"	"	"	A-01
Surrogate(s): 1-Chlorooctadecane			81.2%		50 - 150 %	"			"	

PPE0352-22 (GP11-GW)	Water			Sampled: 05/04/06 15:45						
Gasoline Range Hydrocarbons	NWTPH HCID	DET	----	0.240	mg/l	1x	6050431	05/09/06 21:40	05/10/06 21:14	A-01
Diesel Range Hydrocarbons	"	DET	----	0.606	"	"	"	"	"	A-01
Heavy Oil Range Hydrocarbons	"	DET	----	0.606	"	"	"	"	"	A-01
Surrogate(s): 1-Chlorooctadecane			NR		50 - 150 %	"			"	S-02

PPE0352-23 (GP29-8)	Soil			Sampled: 05/04/06 14:55						
Gasoline Range Hydrocarbons	NWTPH HCID	ND	----	20.7	mg/kg dry	1x	6050449	05/10/06 12:00	05/11/06 09:53	
Diesel Range Hydrocarbons	"	ND	----	51.9	"	"	"	"	"	
Heavy Oil Range Hydrocarbons	"	DET	----	104	"	"	"	"	"	
Surrogate(s): 1-Chlorooctadecane			83.7%		50 - 150 %	"			"	

PPE0352-24 (GP29-GW)	Water			Sampled: 05/04/06 15:45						
Gasoline Range Hydrocarbons	NWTPH HCID	ND	----	0.238	mg/l	1x	6050431	05/09/06 21:40	05/10/06 21:45	
Diesel Range Hydrocarbons	"	ND	----	0.600	"	"	"	"	"	
Heavy Oil Range Hydrocarbons	"	DET	----	0.600	"	"	"	"	"	D-19
Surrogate(s): 1-Chlorooctadecane			98.4%		50 - 150 %	"			"	

Sarah Rockwell

Sarah Rockwell, Project Manager



SLR-Portland	Project Name: Jeld Wen- Nord Door	Report Created:
1800 Blankenship Road Suite 440	Project Number: 008.0228.00013	05/31/06 17:47
West Linn, OR 97068	Project Manager: R. Scott Miller	

Gasoline Hydrocarbons per NW TPH-Gx Method
TestAmerica - Portland, OR

Analyte	Method	Result	MDL*	MRL	Units	Dil	Batch	Prepared	Analyzed	Notes
PPE0352-02 (GP1-10)		Soil			Sampled: 05/04/06 08:30					
Gasoline Range Hydrocarbons	NW TPH-Gx	ND	----	4.47	mg/kg dry	1x	6050603	05/12/06 14:45	05/13/06 01:42	
<i>Surrogate(s): a,a,a-TFT</i>		61.3%			50 - 150 %		"		"	
PPE0352-20 (GP11-6)		Soil			Sampled: 05/04/06 14:20					
Gasoline Range Hydrocarbons	NW TPH-Gx	57.5	----	7.43	mg/kg dry	1x	6050603	05/12/06 14:45	05/15/06 18:07	
<i>Surrogate(s): a,a,a-TFT</i>		44.7%			50 - 150 %		"		"	S-09
PPE0352-21 (GP11-12)		Soil			Sampled: 05/04/06 14:30					
Gasoline Range Hydrocarbons	NW TPH-Gx	11.0	----	5.91	mg/kg dry	1x	6050603	05/12/06 14:45	05/15/06 18:36	
<i>Surrogate(s): a,a,a-TFT</i>		55.0%			50 - 150 %		"		"	

Sarah Rockwell

Sarah Rockwell, Project Manager



SLR-Portland	Project Name: Jeld Wen- Nord Door	Report Created:
1800 Blankenship Road Suite 440	Project Number: 008.0228.00013	05/31/06 17:47
West Linn, OR 97068	Project Manager: R. Scott Miller	

Diesel and Heavy Range Hydrocarbons per NWTPH-Dx Method with Acid/Silica Gel Cleanup
TestAmerica - Portland, OR

Analyte	Method	Result	MDL*	MRL	Units	Dil	Batch	Prepared	Analyzed	Notes
PPE0352-09 (GP22-6.5)		Soil			Sampled: 05/04/06 10:15					
Diesel Range Organics	NWTPH-Dx	ND	----	14.7	mg/kg dry	1x	6050785	05/17/06 14:30	05/18/06 18:27	
Heavy Oil Range Hydrocarbons	"	37.5	----	29.3	"	"	"	"	"	
<i>Surrogate(s): 1-Chlorooctadecane</i>			<i>107%</i>			<i>50 - 150 %</i>	<i>"</i>			<i>"</i>
PPE0352-20 (GP11-6)		Soil			Sampled: 05/04/06 14:20					
Diesel Range Organics	NWTPH-Dx	60400	----	1190	mg/kg dry	50x	6050785	05/17/06 14:30	05/22/06 13:09	A-01a
Heavy Oil Range Hydrocarbons	"	15700	----	2380	"	"	"	"	"	A-01a
<i>Surrogate(s): 1-Chlorooctadecane</i>			<i>NR</i>			<i>50 - 150 %</i>	<i>"</i>			<i>S-01</i>
PPE0352-21 (GP11-12)		Soil			Sampled: 05/04/06 14:30					
Diesel Range Organics	NWTPH-Dx	225	----	19.7	mg/kg dry	1x	6050785	05/17/06 14:30	05/18/06 19:34	A-01a
Heavy Oil Range Hydrocarbons	"	47.4	----	39.3	"	"	"	"	"	A-01a
<i>Surrogate(s): 1-Chlorooctadecane</i>			<i>NR</i>			<i>50 - 150 %</i>	<i>"</i>			<i>S-02</i>
PPE0352-23 (GP29-8)		Soil			Sampled: 05/04/06 14:55					
Diesel Range Organics	NWTPH-Dx	ND	----	16.2	mg/kg dry	1x	6050785	05/17/06 14:30	05/18/06 20:07	
Heavy Oil Range Hydrocarbons	"	75.6	----	32.4	"	"	"	"	"	
<i>Surrogate(s): 1-Chlorooctadecane</i>			<i>114%</i>			<i>50 - 150 %</i>	<i>"</i>			<i>"</i>

TestAmerica - Portland, OR

The results in this report apply to the samples analyzed in accordance with the chain of custody document. This analytical report must be reproduced in its entirety.

Sarah Rockwell

Sarah Rockwell, Project Manager



SLR-Portland	Project Name: Jeld Wen- Nord Door	Report Created:
1800 Blankenship Road Suite 440	Project Number: 008.0228.00013	05/31/06 17:47
West Linn, OR 97068	Project Manager: R. Scott Miller	

Volatile Organic Compounds per EPA Method 8260B
 TestAmerica - Portland, OR

Analyte	Method	Result	MDL*	MRL	Units	Dil	Batch	Prepared	Analyzed	Notes
PPE0352-05 (GP2-GW)		Water				Sampled: 05/04/06 14:55				
Acetone	EPA 8260B	ND	----	25.0	ug/l	1x	6050441	05/10/06 13:37	05/10/06 21:53	
Benzene	"	ND	----	1.00	"	"	"	"	"	
Bromobenzene	"	ND	----	1.00	"	"	"	"	"	
Bromochloromethane	"	ND	----	1.00	"	"	"	"	"	
Bromodichloromethane	"	ND	----	1.00	"	"	"	"	"	
Bromoform	"	ND	----	1.00	"	"	"	"	"	
Bromomethane	"	ND	----	5.00	"	"	"	"	"	
2-Butanone (MEK)	"	ND	----	10.0	"	"	"	"	"	
n-Butylbenzene	"	ND	----	5.00	"	"	"	"	"	
sec-Butylbenzene	"	ND	----	1.00	"	"	"	"	"	
tert-Butylbenzene	"	ND	----	1.00	"	"	"	"	"	
Carbon disulfide	"	ND	----	10.0	"	"	"	"	"	
Carbon tetrachloride	"	ND	----	1.00	"	"	"	"	"	
Chlorobenzene	"	ND	----	1.00	"	"	"	"	"	
Chloroethane	"	ND	----	1.00	"	"	"	"	"	
Chloroform	"	ND	----	1.00	"	"	"	"	"	
Chloromethane	"	ND	----	5.00	"	"	"	"	"	
2-Chlorotoluene	"	ND	----	1.00	"	"	"	"	"	
4-Chlorotoluene	"	ND	----	1.00	"	"	"	"	"	
1,2-Dibromo-3-chloropropane	"	ND	----	5.00	"	"	"	"	"	
Dibromochloromethane	"	ND	----	1.00	"	"	"	"	"	
1,2-Dibromoethane	"	ND	----	1.00	"	"	"	"	"	
Dibromomethane	"	ND	----	1.00	"	"	"	"	"	
1,2-Dichlorobenzene	"	ND	----	1.00	"	"	"	"	"	
1,3-Dichlorobenzene	"	ND	----	1.00	"	"	"	"	"	
1,4-Dichlorobenzene	"	ND	----	1.00	"	"	"	"	"	
Dichlorodifluoromethane	"	ND	----	5.00	"	"	"	"	"	
1,1-Dichloroethane	"	ND	----	1.00	"	"	"	"	"	
1,2-Dichloroethane	"	ND	----	1.00	"	"	"	"	"	
1,1-Dichloroethene	"	ND	----	1.00	"	"	"	"	"	
cis-1,2-Dichloroethene	"	ND	----	1.00	"	"	"	"	"	
trans-1,2-Dichloroethene	"	ND	----	1.00	"	"	"	"	"	
1,2-Dichloropropane	"	ND	----	1.00	"	"	"	"	"	
1,3-Dichloropropane	"	ND	----	1.00	"	"	"	"	"	
2,2-Dichloropropane	"	ND	----	1.00	"	"	"	"	"	
1,1-Dichloropropene	"	ND	----	1.00	"	"	"	"	"	
cis-1,3-Dichloropropene	"	ND	----	1.00	"	"	"	"	"	
trans-1,3-Dichloropropene	"	ND	----	1.00	"	"	"	"	"	

TestAmerica - Portland, OR

The results in this report apply to the samples analyzed in accordance with the chain of custody document. This analytical report must be reproduced in its entirety.

Sarah Rockwell

Sarah Rockwell, Project Manager



SLR-Portland	Project Name: Jeld Wen- Nord Door	Report Created:
1800 Blankenship Road Suite 440	Project Number: 008.0228.00013	05/31/06 17:47
West Linn, OR 97068	Project Manager: R. Scott Miller	

Volatile Organic Compounds per EPA Method 8260B
 TestAmerica - Portland, OR

Analyte	Method	Result	MDL*	MRL	Units	Dil	Batch	Prepared	Analyzed	Notes
---------	--------	--------	------	-----	-------	-----	-------	----------	----------	-------

PPE0352-05 (GP2-GW)		Water			Sampled: 05/04/06 14:55					
Ethylbenzene	EPA 8260B	ND	----	1.00	ug/l	1x	6050441	05/10/06 13:37	05/10/06 21:53	
Hexachlorobutadiene	"	ND	----	4.00	"	"	"	"	"	
2-Hexanone	"	ND	----	10.0	"	"	"	"	"	
Isopropylbenzene	"	ND	----	2.00	"	"	"	"	"	
p-Isopropyltoluene	"	ND	----	2.00	"	"	"	"	"	
4-Methyl-2-pentanone	"	ND	----	5.00	"	"	"	"	"	
Methyl tert-butyl ether	"	ND	----	1.00	"	"	"	"	"	
Methylene chloride	"	ND	----	5.00	"	"	"	"	"	
Naphthalene	"	ND	----	2.00	"	"	"	"	"	
n-Propylbenzene	"	ND	----	1.00	"	"	"	"	"	
Styrene	"	ND	----	1.00	"	"	"	"	"	
1,1,1,2-Tetrachloroethane	"	ND	----	1.00	"	"	"	"	"	
1,1,2,2-Tetrachloroethane	"	ND	----	1.00	"	"	"	"	"	
Tetrachloroethene	"	ND	----	1.00	"	"	"	"	"	
Toluene	"	ND	----	1.00	"	"	"	"	"	
1,2,3-Trichlorobenzene	"	ND	----	1.00	"	"	"	"	"	
1,2,4-Trichlorobenzene	"	ND	----	1.00	"	"	"	"	"	
1,1,1-Trichloroethane	"	ND	----	1.00	"	"	"	"	"	
1,1,2-Trichloroethane	"	ND	----	1.00	"	"	"	"	"	
Trichloroethene	"	ND	----	1.00	"	"	"	"	"	
Trichlorofluoromethane	"	ND	----	1.00	"	"	"	"	"	
1,2,3-Trichloropropane	"	ND	----	1.00	"	"	"	"	"	
1,2,4-Trimethylbenzene	"	ND	----	1.00	"	"	"	"	"	
1,3,5-Trimethylbenzene	"	ND	----	1.00	"	"	"	"	"	
Vinyl chloride	"	ND	----	1.00	"	"	"	"	"	
o-Xylene	"	ND	----	1.00	"	"	"	"	"	
m,p-Xylene	"	ND	----	2.00	"	"	"	"	"	

Surrogate(s):	4-BFB	81.0%	80 - 120 %	"	"
	1,2-DCA-d4	102%	80 - 120 %	"	"
	Dibromofluoromethane	97.5%	80 - 120 %	"	"
	Toluene-d8	93.0%	80 - 120 %	"	"

TestAmerica - Portland, OR

The results in this report apply to the samples analyzed in accordance with the chain of custody document. This analytical report must be reproduced in its entirety.

Sarah Rockwell

Sarah Rockwell, Project Manager



SLR-Portland	Project Name: Jeld Wen- Nord Door	Report Created:
1800 Blankenship Road Suite 440	Project Number: 008.0228.00013	05/31/06 17:47
West Linn, OR 97068	Project Manager: R. Scott Miller	

Volatile Organic Compounds per EPA Method 8260B
TestAmerica - Portland, OR

Analyte	Method	Result	MDL*	MRL	Units	Dil	Batch	Prepared	Analyzed	Notes
PPE0352-07 (GP3-9)		Soil			Sampled: 05/04/06 09:50					
Acetone	EPA 8260B	ND	----	15600	ug/kg dry	5x	6050659	05/15/06 09:15	05/18/06 21:32	
Benzene	"	ND	----	125	"	"	"	"	"	
Bromobenzene	"	ND	----	623	"	"	"	"	"	
Bromochloromethane	"	ND	----	623	"	"	"	"	"	
Bromodichloromethane	"	ND	----	623	"	"	"	"	"	
Bromoform	"	ND	----	623	"	"	"	"	"	
Bromomethane	"	ND	----	3120	"	"	"	"	"	
2-Butanone (MEK)	"	ND	----	6230	"	"	"	"	"	
n-Butylbenzene	"	ND	----	3120	"	"	"	"	"	
sec-Butylbenzene	"	ND	----	623	"	"	"	"	"	
tert-Butylbenzene	"	ND	----	623	"	"	"	"	"	
Carbon disulfide	"	ND	----	6230	"	"	"	"	"	
Carbon tetrachloride	"	ND	----	623	"	"	"	"	"	
Chlorobenzene	"	ND	----	623	"	"	"	"	"	
Chloroethane	"	ND	----	623	"	"	"	"	"	
Chloroform	"	ND	----	623	"	"	"	"	"	
Chloromethane	"	ND	----	3120	"	"	"	"	"	
2-Chlorotoluene	"	ND	----	623	"	"	"	"	"	
4-Chlorotoluene	"	ND	----	623	"	"	"	"	"	
1,2-Dibromo-3-chloropropane	"	ND	----	3120	"	"	"	"	"	
Dibromochloromethane	"	ND	----	623	"	"	"	"	"	
1,2-Dibromoethane	"	ND	----	623	"	"	"	"	"	
Dibromomethane	"	ND	----	623	"	"	"	"	"	
1,2-Dichlorobenzene	"	ND	----	623	"	"	"	"	"	
1,3-Dichlorobenzene	"	ND	----	623	"	"	"	"	"	
1,4-Dichlorobenzene	"	ND	----	623	"	"	"	"	"	
Dichlorodifluoromethane	"	ND	----	3120	"	"	"	"	"	
1,1-Dichloroethane	"	ND	----	623	"	"	"	"	"	
1,2-Dichloroethane	"	ND	----	623	"	"	"	"	"	
1,1-Dichloroethene	"	ND	----	623	"	"	"	"	"	
cis-1,2-Dichloroethene	"	ND	----	623	"	"	"	"	"	
trans-1,2-Dichloroethene	"	ND	----	623	"	"	"	"	"	
1,2-Dichloropropane	"	ND	----	623	"	"	"	"	"	
1,3-Dichloropropane	"	ND	----	623	"	"	"	"	"	
2,2-Dichloropropane	"	ND	----	623	"	"	"	"	"	
1,1-Dichloropropene	"	ND	----	623	"	"	"	"	"	
cis-1,3-Dichloropropene	"	ND	----	623	"	"	"	"	"	
trans-1,3-Dichloropropene	"	ND	----	623	"	"	"	"	"	

TestAmerica - Portland, OR

The results in this report apply to the samples analyzed in accordance with the chain of custody document. This analytical report must be reproduced in its entirety.

Sarah Rockwell

Sarah Rockwell, Project Manager



SLR-Portland	Project Name: Jeld Wen- Nord Door	Report Created:
1800 Blankenship Road Suite 440	Project Number: 008.0228.00013	05/31/06 17:47
West Linn, OR 97068	Project Manager: R. Scott Miller	

Volatile Organic Compounds per EPA Method 8260B
 TestAmerica - Portland, OR

Analyte	Method	Result	MDL*	MRL	Units	Dil	Batch	Prepared	Analyzed	Notes
PPE0352-07 (GP3-9)		Soil			Sampled: 05/04/06 09:50					
Ethylbenzene	EPA 8260B	ND	----	623	ug/kg dry	5x	6050659	05/15/06 09:15	05/18/06 21:32	
Hexachlorobutadiene	"	ND	----	2490	"	"	"	"	"	
2-Hexanone	"	ND	----	6230	"	"	"	"	"	
Isopropylbenzene	"	ND	----	1250	"	"	"	"	"	
p-Isopropyltoluene	"	ND	----	1250	"	"	"	"	"	
4-Methyl-2-pentanone	"	ND	----	3120	"	"	"	"	"	
Methyl tert-butyl ether	"	ND	----	623	"	"	"	"	"	
Methylene chloride	"	ND	----	3120	"	"	"	"	"	
Naphthalene	"	ND	----	1250	"	"	"	"	"	
n-Propylbenzene	"	ND	----	623	"	"	"	"	"	
Styrene	"	ND	----	623	"	"	"	"	"	
1,1,1,2-Tetrachloroethane	"	ND	----	623	"	"	"	"	"	
1,1,2,2-Tetrachloroethane	"	ND	----	623	"	"	"	"	"	
Tetrachloroethene	"	ND	----	623	"	"	"	"	"	
Toluene		71000	----	623	"	"	"	"	"	
1,2,3-Trichlorobenzene	"	ND	----	623	"	"	"	"	"	
1,2,4-Trichlorobenzene	"	ND	----	623	"	"	"	"	"	
1,1,1-Trichloroethane	"	ND	----	623	"	"	"	"	"	
1,1,2-Trichloroethane	"	ND	----	623	"	"	"	"	"	
Trichloroethene	"	ND	----	623	"	"	"	"	"	
Trichlorofluoromethane	"	ND	----	623	"	"	"	"	"	
1,2,3-Trichloropropane	"	ND	----	623	"	"	"	"	"	
1,2,4-Trimethylbenzene	"	ND	----	623	"	"	"	"	"	
1,3,5-Trimethylbenzene	"	ND	----	623	"	"	"	"	"	
Vinyl chloride	"	ND	----	623	"	"	"	"	"	
o-Xylene	"	ND	----	623	"	"	"	"	"	
m,p-Xylene	"	ND	----	1250	"	"	"	"	"	
<i>Surrogate(s): 4-BFB</i>				<i>99.6%</i>		<i>75 - 125 %</i>	<i>0.01x</i>			<i>"</i>
<i>1,2-DCA-d4</i>				<i>102%</i>		<i>75 - 125 %</i>	<i>"</i>			<i>"</i>
<i>Dibromofluoromethane</i>				<i>101%</i>		<i>75 - 125 %</i>	<i>"</i>			<i>"</i>
<i>Toluene-d8</i>				<i>105%</i>		<i>75 - 125 %</i>	<i>"</i>			<i>"</i>

Sarah Rockwell

Sarah Rockwell, Project Manager



SLR-Portland	Project Name: Jeld Wen- Nord Door	Report Created:
1800 Blankenship Road Suite 440	Project Number: 008.0228.00013	05/31/06 17:47
West Linn, OR 97068	Project Manager: R. Scott Miller	

Volatile Organic Compounds per EPA Method 8260B
TestAmerica - Portland, OR

Analyte	Method	Result	MDL*	MRL	Units	Dil	Batch	Prepared	Analyzed	Notes
PPE0352-08 (GP3-GW)		Water			Sampled: 05/04/06 15:20					
Acetone	EPA 8260B	ND	----	12500	ug/l	500x	6050441	05/10/06 13:37	05/10/06 22:20	
Benzene	"	ND	----	500	"	"	"	"	"	
Bromobenzene	"	ND	----	500	"	"	"	"	"	
Bromochloromethane	"	ND	----	500	"	"	"	"	"	
Bromodichloromethane	"	ND	----	500	"	"	"	"	"	
Bromoform	"	ND	----	500	"	"	"	"	"	
Bromomethane	"	ND	----	2500	"	"	"	"	"	
2-Butanone (MEK)	"	ND	----	5000	"	"	"	"	"	
n-Butylbenzene	"	ND	----	2500	"	"	"	"	"	
sec-Butylbenzene	"	ND	----	500	"	"	"	"	"	
tert-Butylbenzene	"	ND	----	500	"	"	"	"	"	
Carbon disulfide	"	ND	----	5000	"	"	"	"	"	
Carbon tetrachloride	"	ND	----	500	"	"	"	"	"	
Chlorobenzene	"	ND	----	500	"	"	"	"	"	
Chloroethane	"	ND	----	500	"	"	"	"	"	
Chloroform	"	ND	----	500	"	"	"	"	"	
Chloromethane	"	ND	----	2500	"	"	"	"	"	
2-Chlorotoluene	"	ND	----	500	"	"	"	"	"	
4-Chlorotoluene	"	ND	----	500	"	"	"	"	"	
1,2-Dibromo-3-chloropropane	"	ND	----	2500	"	"	"	"	"	
Dibromochloromethane	"	ND	----	500	"	"	"	"	"	
1,2-Dibromoethane	"	ND	----	500	"	"	"	"	"	
Dibromomethane	"	ND	----	500	"	"	"	"	"	
1,2-Dichlorobenzene	"	ND	----	500	"	"	"	"	"	
1,3-Dichlorobenzene	"	ND	----	500	"	"	"	"	"	
1,4-Dichlorobenzene	"	ND	----	500	"	"	"	"	"	
Dichlorodifluoromethane	"	ND	----	2500	"	"	"	"	"	
1,1-Dichloroethane	"	ND	----	500	"	"	"	"	"	
1,2-Dichloroethane	"	ND	----	500	"	"	"	"	"	
1,1-Dichloroethene	"	ND	----	500	"	"	"	"	"	
cis-1,2-Dichloroethene	"	ND	----	500	"	"	"	"	"	
trans-1,2-Dichloroethene	"	ND	----	500	"	"	"	"	"	
1,2-Dichloropropane	"	ND	----	500	"	"	"	"	"	
1,3-Dichloropropane	"	ND	----	500	"	"	"	"	"	
2,2-Dichloropropane	"	ND	----	500	"	"	"	"	"	
1,1-Dichloropropene	"	ND	----	500	"	"	"	"	"	
cis-1,3-Dichloropropene	"	ND	----	500	"	"	"	"	"	
trans-1,3-Dichloropropene	"	ND	----	500	"	"	"	"	"	

TestAmerica - Portland, OR

The results in this report apply to the samples analyzed in accordance with the chain of custody document. This analytical report must be reproduced in its entirety.

Sarah Rockwell

Sarah Rockwell, Project Manager



SLR-Portland	Project Name: Jeld Wen- Nord Door	Report Created:
1800 Blankenship Road Suite 440	Project Number: 008.0228.00013	05/31/06 17:47
West Linn, OR 97068	Project Manager: R. Scott Miller	

Volatile Organic Compounds per EPA Method 8260B
 TestAmerica - Portland, OR

Analyte	Method	Result	MDL*	MRL	Units	Dil	Batch	Prepared	Analyzed	Notes
PPE0352-08 (GP3-GW)		Water								
		Sampled: 05/04/06 15:20								
Ethylbenzene	EPA 8260B	ND	----	500	ug/l	500x	6050441	05/10/06 13:37	05/10/06 22:20	
Hexachlorobutadiene	"	ND	----	2000	"	"	"	"	"	"
2-Hexanone	"	ND	----	5000	"	"	"	"	"	"
Isopropylbenzene	"	ND	----	1000	"	"	"	"	"	"
p-Isopropyltoluene	"	ND	----	1000	"	"	"	"	"	"
4-Methyl-2-pentanone	"	ND	----	2500	"	"	"	"	"	"
Methyl tert-butyl ether	"	ND	----	500	"	"	"	"	"	"
Methylene chloride	"	ND	----	2500	"	"	"	"	"	"
Naphthalene	"	ND	----	1000	"	"	"	"	"	"
n-Propylbenzene	"	ND	----	500	"	"	"	"	"	"
Styrene	"	ND	----	500	"	"	"	"	"	"
1,1,1,2-Tetrachloroethane	"	ND	----	500	"	"	"	"	"	"
1,1,2,2-Tetrachloroethane	"	ND	----	500	"	"	"	"	"	"
Tetrachloroethene	"	ND	----	500	"	"	"	"	"	"
Toluene		60300	----	500	"	"	"	"	"	"
1,2,3-Trichlorobenzene	"	ND	----	500	"	"	"	"	"	"
1,2,4-Trichlorobenzene	"	ND	----	500	"	"	"	"	"	"
1,1,1-Trichloroethane	"	ND	----	500	"	"	"	"	"	"
1,1,2-Trichloroethane	"	ND	----	500	"	"	"	"	"	"
Trichloroethene	"	ND	----	500	"	"	"	"	"	"
Trichlorofluoromethane	"	ND	----	500	"	"	"	"	"	"
1,2,3-Trichloropropane	"	ND	----	500	"	"	"	"	"	"
1,2,4-Trimethylbenzene	"	ND	----	500	"	"	"	"	"	"
1,3,5-Trimethylbenzene	"	ND	----	500	"	"	"	"	"	"
Vinyl chloride	"	ND	----	500	"	"	"	"	"	"
o-Xylene	"	ND	----	500	"	"	"	"	"	"
m,p-Xylene	"	ND	----	1000	"	"	"	"	"	"
<i>Surrogate(s): 4-BFB</i>				<i>81.5%</i>		<i>80 - 120 %</i>	<i>1x</i>			<i>"</i>
<i>1,2-DCA-d4</i>				<i>105%</i>		<i>80 - 120 %</i>	<i>"</i>			<i>"</i>
<i>Dibromofluoromethane</i>				<i>99.0%</i>		<i>80 - 120 %</i>	<i>"</i>			<i>"</i>
<i>Toluene-d8</i>				<i>97.0%</i>		<i>80 - 120 %</i>	<i>"</i>			<i>"</i>

Sarah Rockwell

Sarah Rockwell, Project Manager



SLR-Portland	Project Name: Jeld Wen- Nord Door	Report Created:
1800 Blankenship Road Suite 440	Project Number: 008.0228.00013	05/31/06 17:47
West Linn, OR 97068	Project Manager: R. Scott Miller	

Volatile Organic Compounds per EPA Method 8260B
TestAmerica - Portland, OR

Analyte	Method	Result	MDL*	MRL	Units	Dil	Batch	Prepared	Analyzed	Notes
PPE0352-10RE1 (GP22-GW)		Water								
		Sampled: 05/04/06 12:45								
Acetone	EPA 8260B	ND	----	25.0	ug/l	1x	6050568	05/12/06 07:43	05/12/06 14:31	
Benzene	"	ND	----	1.00	"	"	"	"	"	
Bromobenzene	"	ND	----	1.00	"	"	"	"	"	
Bromochloromethane	"	ND	----	1.00	"	"	"	"	"	
Bromodichloromethane	"	ND	----	1.00	"	"	"	"	"	
Bromoform	"	ND	----	1.00	"	"	"	"	"	
Bromomethane	"	ND	----	5.00	"	"	"	"	"	
2-Butanone (MEK)	"	ND	----	10.0	"	"	"	"	"	
n-Butylbenzene	"	ND	----	5.00	"	"	"	"	"	
sec-Butylbenzene	"	ND	----	1.00	"	"	"	"	"	
tert-Butylbenzene	"	ND	----	1.00	"	"	"	"	"	
Carbon disulfide	"	ND	----	10.0	"	"	"	"	"	
Carbon tetrachloride	"	ND	----	1.00	"	"	"	"	"	
Chlorobenzene	"	ND	----	1.00	"	"	"	"	"	
Chloroethane	"	ND	----	1.00	"	"	"	"	"	
Chloroform	"	ND	----	1.00	"	"	"	"	"	
Chloromethane	"	ND	----	5.00	"	"	"	"	"	
2-Chlorotoluene	"	ND	----	1.00	"	"	"	"	"	
4-Chlorotoluene	"	ND	----	1.00	"	"	"	"	"	
1,2-Dibromo-3-chloropropane	"	ND	----	5.00	"	"	"	"	"	
Dibromochloromethane	"	ND	----	1.00	"	"	"	"	"	
1,2-Dibromoethane	"	ND	----	1.00	"	"	"	"	"	
Dibromomethane	"	ND	----	1.00	"	"	"	"	"	
1,2-Dichlorobenzene	"	ND	----	1.00	"	"	"	"	"	
1,3-Dichlorobenzene	"	ND	----	1.00	"	"	"	"	"	
1,4-Dichlorobenzene	"	ND	----	1.00	"	"	"	"	"	
Dichlorodifluoromethane	"	ND	----	5.00	"	"	"	"	"	
1,1-Dichloroethane	"	ND	----	1.00	"	"	"	"	"	
1,2-Dichloroethane	"	ND	----	1.00	"	"	"	"	"	
1,1-Dichloroethene	"	ND	----	1.00	"	"	"	"	"	
cis-1,2-Dichloroethene	"	ND	----	1.00	"	"	"	"	"	
trans-1,2-Dichloroethene	"	ND	----	1.00	"	"	"	"	"	
1,2-Dichloropropane	"	ND	----	1.00	"	"	"	"	"	
1,3-Dichloropropane	"	ND	----	1.00	"	"	"	"	"	
2,2-Dichloropropane	"	ND	----	1.00	"	"	"	"	"	
1,1-Dichloropropene	"	ND	----	1.00	"	"	"	"	"	
cis-1,3-Dichloropropene	"	ND	----	1.00	"	"	"	"	"	
trans-1,3-Dichloropropene	"	ND	----	1.00	"	"	"	"	"	

TestAmerica - Portland, OR

The results in this report apply to the samples analyzed in accordance with the chain of custody document. This analytical report must be reproduced in its entirety.

Sarah Rockwell

Sarah Rockwell, Project Manager



SLR-Portland	Project Name: Jeld Wen- Nord Door	Report Created:
1800 Blankenship Road Suite 440	Project Number: 008.0228.00013	05/31/06 17:47
West Linn, OR 97068	Project Manager: R. Scott Miller	

Volatile Organic Compounds per EPA Method 8260B
 TestAmerica - Portland, OR

Analyte	Method	Result	MDL*	MRL	Units	Dil	Batch	Prepared	Analyzed	Notes
---------	--------	--------	------	-----	-------	-----	-------	----------	----------	-------

PPE0352-10RE1 (GP22-GW)		Water		Sampled: 05/04/06 12:45						
Ethylbenzene	EPA 8260B	ND	----	1.00	ug/l	1x	6050568	05/12/06 07:43	05/12/06 14:31	
Hexachlorobutadiene	"	ND	----	4.00	"	"	"	"	"	
2-Hexanone	"	ND	----	10.0	"	"	"	"	"	
Isopropylbenzene	"	ND	----	2.00	"	"	"	"	"	
p-Isopropyltoluene	"	ND	----	2.00	"	"	"	"	"	
4-Methyl-2-pentanone	"	ND	----	5.00	"	"	"	"	"	
Methyl tert-butyl ether	"	ND	----	1.00	"	"	"	"	"	
Methylene chloride	"	ND	----	5.00	"	"	"	"	"	
Naphthalene	"	ND	----	2.00	"	"	"	"	"	
n-Propylbenzene	"	ND	----	1.00	"	"	"	"	"	
Styrene	"	ND	----	1.00	"	"	"	"	"	
1,1,1,2-Tetrachloroethane	"	ND	----	1.00	"	"	"	"	"	
1,1,2,2-Tetrachloroethane	"	ND	----	1.00	"	"	"	"	"	
Tetrachloroethene	"	ND	----	1.00	"	"	"	"	"	
Toluene	"	ND	----	1.00	"	"	"	"	"	
1,2,3-Trichlorobenzene	"	ND	----	1.00	"	"	"	"	"	
1,2,4-Trichlorobenzene	"	ND	----	1.00	"	"	"	"	"	
1,1,1-Trichloroethane	"	ND	----	1.00	"	"	"	"	"	
1,1,2-Trichloroethane	"	ND	----	1.00	"	"	"	"	"	
Trichloroethene	"	ND	----	1.00	"	"	"	"	"	
Trichlorofluoromethane	"	ND	----	1.00	"	"	"	"	"	
1,2,3-Trichloropropane	"	ND	----	1.00	"	"	"	"	"	
1,2,4-Trimethylbenzene	"	ND	----	1.00	"	"	"	"	"	
1,3,5-Trimethylbenzene	"	ND	----	1.00	"	"	"	"	"	
Vinyl chloride	"	ND	----	1.00	"	"	"	"	"	
o-Xylene	"	ND	----	1.00	"	"	"	"	"	
m,p-Xylene	"	ND	----	2.00	"	"	"	"	"	

Surrogate(s):	4-BFB	85.5%	80 - 120 %	"	"
	1,2-DCA-d4	100%	80 - 120 %	"	"
	Dibromofluoromethane	98.0%	80 - 120 %	"	"
	Toluene-d8	93.0%	80 - 120 %	"	"

TestAmerica - Portland, OR

The results in this report apply to the samples analyzed in accordance with the chain of custody document. This analytical report must be reproduced in its entirety.

Sarah Rockwell

Sarah Rockwell, Project Manager



SLR-Portland	Project Name: Jeld Wen- Nord Door	Report Created:
1800 Blankenship Road Suite 440	Project Number: 008.0228.00013	05/31/06 17:47
West Linn, OR 97068	Project Manager: R. Scott Miller	

Volatile Organic Compounds per EPA Method 8260B
TestAmerica - Portland, OR

Analyte	Method	Result	MDL*	MRL	Units	Dil	Batch	Prepared	Analyzed	Notes
PPE0352-14RE1 (GP21-GW)		Water		Sampled: 05/04/06 13:10						
Acetone	EPA 8260B	ND	----	25.0	ug/l	1x	6050568	05/12/06 07:43	05/12/06 14:57	
Benzene	"	ND	----	1.00	"	"	"	"	"	
Bromobenzene	"	ND	----	1.00	"	"	"	"	"	
Bromochloromethane	"	ND	----	1.00	"	"	"	"	"	
Bromodichloromethane	"	ND	----	1.00	"	"	"	"	"	
Bromoform	"	ND	----	1.00	"	"	"	"	"	
Bromomethane	"	ND	----	5.00	"	"	"	"	"	
2-Butanone (MEK)	"	ND	----	10.0	"	"	"	"	"	
n-Butylbenzene	"	ND	----	5.00	"	"	"	"	"	
sec-Butylbenzene	"	ND	----	1.00	"	"	"	"	"	
tert-Butylbenzene	"	ND	----	1.00	"	"	"	"	"	
Carbon disulfide	"	ND	----	10.0	"	"	"	"	"	
Carbon tetrachloride	"	ND	----	1.00	"	"	"	"	"	
Chlorobenzene	"	ND	----	1.00	"	"	"	"	"	
Chloroethane	"	ND	----	1.00	"	"	"	"	"	
Chloroform	"	ND	----	1.00	"	"	"	"	"	
Chloromethane	"	ND	----	5.00	"	"	"	"	"	
2-Chlorotoluene	"	ND	----	1.00	"	"	"	"	"	
4-Chlorotoluene	"	ND	----	1.00	"	"	"	"	"	
1,2-Dibromo-3-chloropropane	"	ND	----	5.00	"	"	"	"	"	
Dibromochloromethane	"	ND	----	1.00	"	"	"	"	"	
1,2-Dibromoethane	"	ND	----	1.00	"	"	"	"	"	
Dibromomethane	"	ND	----	1.00	"	"	"	"	"	
1,2-Dichlorobenzene	"	ND	----	1.00	"	"	"	"	"	
1,3-Dichlorobenzene	"	ND	----	1.00	"	"	"	"	"	
1,4-Dichlorobenzene	"	ND	----	1.00	"	"	"	"	"	
Dichlorodifluoromethane	"	ND	----	5.00	"	"	"	"	"	
1,1-Dichloroethane	"	ND	----	1.00	"	"	"	"	"	
1,2-Dichloroethane	"	ND	----	1.00	"	"	"	"	"	
1,1-Dichloroethene	"	ND	----	1.00	"	"	"	"	"	
cis-1,2-Dichloroethene	"	ND	----	1.00	"	"	"	"	"	
trans-1,2-Dichloroethene	"	ND	----	1.00	"	"	"	"	"	
1,2-Dichloropropane	"	ND	----	1.00	"	"	"	"	"	
1,3-Dichloropropane	"	ND	----	1.00	"	"	"	"	"	
2,2-Dichloropropane	"	ND	----	1.00	"	"	"	"	"	
1,1-Dichloropropene	"	ND	----	1.00	"	"	"	"	"	
cis-1,3-Dichloropropene	"	ND	----	1.00	"	"	"	"	"	
trans-1,3-Dichloropropene	"	ND	----	1.00	"	"	"	"	"	

TestAmerica - Portland, OR

The results in this report apply to the samples analyzed in accordance with the chain of custody document. This analytical report must be reproduced in its entirety.

Sarah Rockwell

Sarah Rockwell, Project Manager



SLR-Portland	Project Name: Jeld Wen- Nord Door	Report Created:
1800 Blankenship Road Suite 440	Project Number: 008.0228.00013	05/31/06 17:47
West Linn, OR 97068	Project Manager: R. Scott Miller	

Volatile Organic Compounds per EPA Method 8260B
 TestAmerica - Portland, OR

Analyte	Method	Result	MDL*	MRL	Units	Dil	Batch	Prepared	Analyzed	Notes
---------	--------	--------	------	-----	-------	-----	-------	----------	----------	-------

PPE0352-14RE1 (GP21-GW)		Water			Sampled: 05/04/06 13:10					
Ethylbenzene	EPA 8260B	ND	----	1.00	ug/l	1x	6050568	05/12/06 07:43	05/12/06 14:57	
Hexachlorobutadiene	"	ND	----	4.00	"	"	"	"	"	
2-Hexanone	"	ND	----	10.0	"	"	"	"	"	
Isopropylbenzene	"	ND	----	2.00	"	"	"	"	"	
p-Isopropyltoluene	"	ND	----	2.00	"	"	"	"	"	
4-Methyl-2-pentanone	"	ND	----	5.00	"	"	"	"	"	
Methyl tert-butyl ether	"	ND	----	1.00	"	"	"	"	"	
Methylene chloride	"	ND	----	5.00	"	"	"	"	"	
Naphthalene	"	ND	----	2.00	"	"	"	"	"	
n-Propylbenzene	"	ND	----	1.00	"	"	"	"	"	
Styrene	"	ND	----	1.00	"	"	"	"	"	
1,1,1,2-Tetrachloroethane	"	ND	----	1.00	"	"	"	"	"	
1,1,2,2-Tetrachloroethane	"	ND	----	1.00	"	"	"	"	"	
Tetrachloroethene	"	ND	----	1.00	"	"	"	"	"	
Toluene	"	ND	----	1.00	"	"	"	"	"	
1,2,3-Trichlorobenzene	"	ND	----	1.00	"	"	"	"	"	
1,2,4-Trichlorobenzene	"	ND	----	1.00	"	"	"	"	"	
1,1,1-Trichloroethane	"	ND	----	1.00	"	"	"	"	"	
1,1,2-Trichloroethane	"	ND	----	1.00	"	"	"	"	"	
Trichloroethene	"	ND	----	1.00	"	"	"	"	"	
Trichlorofluoromethane	"	ND	----	1.00	"	"	"	"	"	
1,2,3-Trichloropropane	"	ND	----	1.00	"	"	"	"	"	
1,2,4-Trimethylbenzene	"	ND	----	1.00	"	"	"	"	"	
1,3,5-Trimethylbenzene	"	ND	----	1.00	"	"	"	"	"	
Vinyl chloride	"	ND	----	1.00	"	"	"	"	"	
o-Xylene	"	ND	----	1.00	"	"	"	"	"	
m,p-Xylene	"	ND	----	2.00	"	"	"	"	"	

Surrogate(s):	4-BFB	85.0%	80 - 120 %	"	"
	1,2-DCA-d4	100%	80 - 120 %	"	"
	Dibromofluoromethane	99.0%	80 - 120 %	"	"
	Toluene-d8	94.0%	80 - 120 %	"	"

Sarah Rockwell

Sarah Rockwell, Project Manager



SLR-Portland	Project Name: Jeld Wen- Nord Door	Report Created:
1800 Blankenship Road Suite 440	Project Number: 008.0228.00013	05/31/06 17:47
West Linn, OR 97068	Project Manager: R. Scott Miller	

Volatile Organic Compounds per EPA Method 8260B
TestAmerica - Portland, OR

Analyte	Method	Result	MDL*	MRL	Units	Dil	Batch	Prepared	Analyzed	Notes
PPE0352-16RE1 (GP35-GW)		Water			Sampled: 05/04/06 14:30					
Acetone	EPA 8260B	ND	----	25.0	ug/l	1x	6050568	05/12/06 07:43	05/12/06 15:24	
Benzene	"	ND	----	1.00	"	"	"	"	"	
Bromobenzene	"	ND	----	1.00	"	"	"	"	"	
Bromochloromethane	"	ND	----	1.00	"	"	"	"	"	
Bromodichloromethane	"	ND	----	1.00	"	"	"	"	"	
Bromoform	"	ND	----	1.00	"	"	"	"	"	
Bromomethane	"	ND	----	5.00	"	"	"	"	"	
2-Butanone (MEK)	"	ND	----	10.0	"	"	"	"	"	
n-Butylbenzene	"	ND	----	5.00	"	"	"	"	"	
sec-Butylbenzene	"	ND	----	1.00	"	"	"	"	"	
tert-Butylbenzene	"	ND	----	1.00	"	"	"	"	"	
Carbon disulfide	"	ND	----	10.0	"	"	"	"	"	
Carbon tetrachloride	"	ND	----	1.00	"	"	"	"	"	
Chlorobenzene	"	ND	----	1.00	"	"	"	"	"	
Chloroethane	"	ND	----	1.00	"	"	"	"	"	
Chloroform	"	ND	----	1.00	"	"	"	"	"	
Chloromethane	"	ND	----	5.00	"	"	"	"	"	
2-Chlorotoluene	"	ND	----	1.00	"	"	"	"	"	
4-Chlorotoluene	"	ND	----	1.00	"	"	"	"	"	
1,2-Dibromo-3-chloropropane	"	ND	----	5.00	"	"	"	"	"	
Dibromochloromethane	"	ND	----	1.00	"	"	"	"	"	
1,2-Dibromoethane	"	ND	----	1.00	"	"	"	"	"	
Dibromomethane	"	ND	----	1.00	"	"	"	"	"	
1,2-Dichlorobenzene	"	ND	----	1.00	"	"	"	"	"	
1,3-Dichlorobenzene	"	ND	----	1.00	"	"	"	"	"	
1,4-Dichlorobenzene	"	ND	----	1.00	"	"	"	"	"	
Dichlorodifluoromethane	"	ND	----	5.00	"	"	"	"	"	
1,1-Dichloroethane	"	ND	----	1.00	"	"	"	"	"	
1,2-Dichloroethane	"	ND	----	1.00	"	"	"	"	"	
1,1-Dichloroethene	"	ND	----	1.00	"	"	"	"	"	
cis-1,2-Dichloroethene	"	ND	----	1.00	"	"	"	"	"	
trans-1,2-Dichloroethene	"	ND	----	1.00	"	"	"	"	"	
1,2-Dichloropropane	"	ND	----	1.00	"	"	"	"	"	
1,3-Dichloropropane	"	ND	----	1.00	"	"	"	"	"	
2,2-Dichloropropane	"	ND	----	1.00	"	"	"	"	"	
1,1-Dichloropropene	"	ND	----	1.00	"	"	"	"	"	
cis-1,3-Dichloropropene	"	ND	----	1.00	"	"	"	"	"	
trans-1,3-Dichloropropene	"	ND	----	1.00	"	"	"	"	"	

TestAmerica - Portland, OR

The results in this report apply to the samples analyzed in accordance with the chain of custody document. This analytical report must be reproduced in its entirety.

Sarah Rockwell

Sarah Rockwell, Project Manager



SLR-Portland	Project Name: Jeld Wen- Nord Door	Report Created:
1800 Blankenship Road Suite 440	Project Number: 008.0228.00013	05/31/06 17:47
West Linn, OR 97068	Project Manager: R. Scott Miller	

Volatile Organic Compounds per EPA Method 8260B
 TestAmerica - Portland, OR

Analyte	Method	Result	MDL*	MRL	Units	Dil	Batch	Prepared	Analyzed	Notes
PPE0352-16RE1 (GP35-GW)		Water								
		Sampled: 05/04/06 14:30								
Ethylbenzene	EPA 8260B	ND	----	1.00	ug/l	1x	6050568	05/12/06 07:43	05/12/06 15:24	
Hexachlorobutadiene	"	ND	----	4.00	"	"	"	"	"	
2-Hexanone	"	ND	----	10.0	"	"	"	"	"	
Isopropylbenzene	"	ND	----	2.00	"	"	"	"	"	
p-Isopropyltoluene	"	ND	----	2.00	"	"	"	"	"	
4-Methyl-2-pentanone	"	ND	----	5.00	"	"	"	"	"	
Methyl tert-butyl ether	"	ND	----	1.00	"	"	"	"	"	
Methylene chloride	"	ND	----	5.00	"	"	"	"	"	
Naphthalene	"	ND	----	2.00	"	"	"	"	"	
n-Propylbenzene	"	ND	----	1.00	"	"	"	"	"	
Styrene	"	ND	----	1.00	"	"	"	"	"	
1,1,1,2-Tetrachloroethane	"	ND	----	1.00	"	"	"	"	"	
1,1,2,2-Tetrachloroethane	"	ND	----	1.00	"	"	"	"	"	
Tetrachloroethene	"	ND	----	1.00	"	"	"	"	"	
Toluene	"	ND	----	1.00	"	"	"	"	"	
1,2,3-Trichlorobenzene	"	ND	----	1.00	"	"	"	"	"	
1,2,4-Trichlorobenzene	"	ND	----	1.00	"	"	"	"	"	
1,1,1-Trichloroethane	"	ND	----	1.00	"	"	"	"	"	
1,1,2-Trichloroethane	"	ND	----	1.00	"	"	"	"	"	
Trichloroethene	"	ND	----	1.00	"	"	"	"	"	
Trichlorofluoromethane	"	ND	----	1.00	"	"	"	"	"	
1,2,3-Trichloropropane	"	ND	----	1.00	"	"	"	"	"	
1,2,4-Trimethylbenzene	"	ND	----	1.00	"	"	"	"	"	
1,3,5-Trimethylbenzene	"	ND	----	1.00	"	"	"	"	"	
Vinyl chloride	"	ND	----	1.00	"	"	"	"	"	
o-Xylene	"	ND	----	1.00	"	"	"	"	"	
m,p-Xylene	"	ND	----	2.00	"	"	"	"	"	
<i>Surrogate(s): 4-BFB</i>				<i>86.0%</i>		<i>80 - 120 %</i>	<i>"</i>			<i>"</i>
<i>1,2-DCA-d4</i>				<i>100%</i>		<i>80 - 120 %</i>	<i>"</i>			<i>"</i>
<i>Dibromofluoromethane</i>				<i>100%</i>		<i>80 - 120 %</i>	<i>"</i>			<i>"</i>
<i>Toluene-d8</i>				<i>96.0%</i>		<i>80 - 120 %</i>	<i>"</i>			<i>"</i>

Sarah Rockwell

Sarah Rockwell, Project Manager



SLR-Portland	Project Name: Jeld Wen- Nord Door	Report Created:
1800 Blankenship Road Suite 440	Project Number: 008.0228.00013	05/31/06 17:47
West Linn, OR 97068	Project Manager: R. Scott Miller	

Volatile Organic Compounds per EPA Method 8260B
TestAmerica - Portland, OR

Analyte	Method	Result	MDL*	MRL	Units	Dil	Batch	Prepared	Analyzed	Notes
PPE0352-19RE1 (GP5-GW)		Water					Sampled: 05/04/06 13:50			
Acetone	EPA 8260B	ND	----	25.0	ug/l	1x	6050568	05/12/06 07:43	05/12/06 15:51	
Benzene	"	3.13	----	1.00	"	"	"	"	"	
Bromobenzene	"	ND	----	1.00	"	"	"	"	"	
Bromochloromethane	"	ND	----	1.00	"	"	"	"	"	
Bromodichloromethane	"	ND	----	1.00	"	"	"	"	"	
Bromoform	"	ND	----	1.00	"	"	"	"	"	
Bromomethane	"	ND	----	5.00	"	"	"	"	"	
2-Butanone (MEK)	"	ND	----	10.0	"	"	"	"	"	
n-Butylbenzene	"	ND	----	5.00	"	"	"	"	"	
sec-Butylbenzene	"	ND	----	1.00	"	"	"	"	"	
tert-Butylbenzene	"	ND	----	1.00	"	"	"	"	"	
Carbon disulfide	"	ND	----	10.0	"	"	"	"	"	
Carbon tetrachloride	"	ND	----	1.00	"	"	"	"	"	
Chlorobenzene	"	ND	----	1.00	"	"	"	"	"	
Chloroethane	"	ND	----	1.00	"	"	"	"	"	
Chloroform	"	ND	----	1.00	"	"	"	"	"	
Chloromethane	"	ND	----	5.00	"	"	"	"	"	
2-Chlorotoluene	"	ND	----	1.00	"	"	"	"	"	
4-Chlorotoluene	"	ND	----	1.00	"	"	"	"	"	
1,2-Dibromo-3-chloropropane	"	ND	----	5.00	"	"	"	"	"	
Dibromochloromethane	"	ND	----	1.00	"	"	"	"	"	
1,2-Dibromoethane	"	ND	----	1.00	"	"	"	"	"	
Dibromomethane	"	ND	----	1.00	"	"	"	"	"	
1,2-Dichlorobenzene	"	ND	----	1.00	"	"	"	"	"	
1,3-Dichlorobenzene	"	ND	----	1.00	"	"	"	"	"	
1,4-Dichlorobenzene	"	ND	----	1.00	"	"	"	"	"	
Dichlorodifluoromethane	"	ND	----	5.00	"	"	"	"	"	
1,1-Dichloroethane	"	ND	----	1.00	"	"	"	"	"	
1,2-Dichloroethane	"	ND	----	1.00	"	"	"	"	"	
1,1-Dichloroethene	"	ND	----	1.00	"	"	"	"	"	
cis-1,2-Dichloroethene	"	ND	----	1.00	"	"	"	"	"	
trans-1,2-Dichloroethene	"	ND	----	1.00	"	"	"	"	"	
1,2-Dichloropropane	"	ND	----	1.00	"	"	"	"	"	
1,3-Dichloropropane	"	ND	----	1.00	"	"	"	"	"	
2,2-Dichloropropane	"	ND	----	1.00	"	"	"	"	"	
1,1-Dichloropropene	"	ND	----	1.00	"	"	"	"	"	
cis-1,3-Dichloropropene	"	ND	----	1.00	"	"	"	"	"	
trans-1,3-Dichloropropene	"	ND	----	1.00	"	"	"	"	"	

TestAmerica - Portland, OR

The results in this report apply to the samples analyzed in accordance with the chain of custody document. This analytical report must be reproduced in its entirety.

Sarah Rockwell

Sarah Rockwell, Project Manager



SLR-Portland	Project Name: Jeld Wen- Nord Door	Report Created:
1800 Blankenship Road Suite 440	Project Number: 008.0228.00013	05/31/06 17:47
West Linn, OR 97068	Project Manager: R. Scott Miller	

Volatile Organic Compounds per EPA Method 8260B
 TestAmerica - Portland, OR

Analyte	Method	Result	MDL*	MRL	Units	Dil	Batch	Prepared	Analyzed	Notes
---------	--------	--------	------	-----	-------	-----	-------	----------	----------	-------

PPE0352-19RE1 (GP5-GW)		Water			Sampled: 05/04/06 13:50					
Ethylbenzene	EPA 8260B	4.21	----	1.00	ug/l	1x	6050568	05/12/06 07:43	05/12/06 15:51	
Hexachlorobutadiene	"	ND	----	4.00	"	"	"	"	"	
2-Hexanone	"	ND	----	10.0	"	"	"	"	"	
Isopropylbenzene	"	ND	----	2.00	"	"	"	"	"	
p-Isopropyltoluene	"	ND	----	2.00	"	"	"	"	"	
4-Methyl-2-pentanone	"	ND	----	5.00	"	"	"	"	"	
Methyl tert-butyl ether	"	ND	----	1.00	"	"	"	"	"	
Methylene chloride	"	ND	----	5.00	"	"	"	"	"	
Naphthalene	"	11.6	----	2.00	"	"	"	"	"	
n-Propylbenzene	"	ND	----	1.00	"	"	"	"	"	
Styrene	"	ND	----	1.00	"	"	"	"	"	
1,1,1,2-Tetrachloroethane	"	ND	----	1.00	"	"	"	"	"	
1,1,2,2-Tetrachloroethane	"	ND	----	1.00	"	"	"	"	"	
Tetrachloroethene	"	ND	----	1.00	"	"	"	"	"	
Toluene	"	ND	----	1.00	"	"	"	"	"	
1,2,3-Trichlorobenzene	"	ND	----	1.00	"	"	"	"	"	
1,2,4-Trichlorobenzene	"	ND	----	1.00	"	"	"	"	"	
1,1,1-Trichloroethane	"	ND	----	1.00	"	"	"	"	"	
1,1,2-Trichloroethane	"	ND	----	1.00	"	"	"	"	"	
Trichloroethene	"	ND	----	1.00	"	"	"	"	"	
Trichlorofluoromethane	"	ND	----	1.00	"	"	"	"	"	
1,2,3-Trichloropropane	"	ND	----	1.00	"	"	"	"	"	
1,2,4-Trimethylbenzene	"	1.95	----	1.00	"	"	"	"	"	
1,3,5-Trimethylbenzene	"	ND	----	1.00	"	"	"	"	"	
Vinyl chloride	"	ND	----	1.00	"	"	"	"	"	
o-Xylene	"	2.08	----	1.00	"	"	"	"	"	
m,p-Xylene	"	3.39	----	2.00	"	"	"	"	"	

Surrogate(s): 4-BFB	104%	80 - 120 %	"	"
1,2-DCA-d4	99.5%	80 - 120 %	"	"
Dibromofluoromethane	100%	80 - 120 %	"	"
Toluene-d8	95.0%	80 - 120 %	"	"

Sarah Rockwell

Sarah Rockwell, Project Manager



SLR-Portland	Project Name: Jeld Wen- Nord Door	Report Created:
1800 Blankenship Road Suite 440	Project Number: 008.0228.00013	05/31/06 17:47
West Linn, OR 97068	Project Manager: R. Scott Miller	

Volatile Organic Compounds per EPA Method 8260B
TestAmerica - Portland, OR

Analyte	Method	Result	MDL*	MRL	Units	Dil	Batch	Prepared	Analyzed	Notes
PPE0352-24 (GP29-GW)		Water			Sampled: 05/04/06 15:45					
Acetone	EPA 8260B	ND	----	25.0	ug/l	1x	6050441	05/10/06 13:37	05/11/06 00:07	
Benzene	"	ND	----	1.00	"	"	"	"	"	
Bromobenzene	"	ND	----	1.00	"	"	"	"	"	
Bromochloromethane	"	ND	----	1.00	"	"	"	"	"	
Bromodichloromethane	"	ND	----	1.00	"	"	"	"	"	
Bromoform	"	ND	----	1.00	"	"	"	"	"	
Bromomethane	"	ND	----	5.00	"	"	"	"	"	
2-Butanone (MEK)	"	ND	----	10.0	"	"	"	"	"	
n-Butylbenzene	"	ND	----	5.00	"	"	"	"	"	
sec-Butylbenzene	"	ND	----	1.00	"	"	"	"	"	
tert-Butylbenzene	"	ND	----	1.00	"	"	"	"	"	
Carbon disulfide	"	ND	----	10.0	"	"	"	"	"	
Carbon tetrachloride	"	ND	----	1.00	"	"	"	"	"	
Chlorobenzene	"	ND	----	1.00	"	"	"	"	"	
Chloroethane	"	ND	----	1.00	"	"	"	"	"	
Chloroform	"	ND	----	1.00	"	"	"	"	"	
Chloromethane	"	ND	----	5.00	"	"	"	"	"	
2-Chlorotoluene	"	ND	----	1.00	"	"	"	"	"	
4-Chlorotoluene	"	ND	----	1.00	"	"	"	"	"	
1,2-Dibromo-3-chloropropane	"	ND	----	5.00	"	"	"	"	"	
Dibromochloromethane	"	ND	----	1.00	"	"	"	"	"	
1,2-Dibromoethane	"	ND	----	1.00	"	"	"	"	"	
Dibromomethane	"	ND	----	1.00	"	"	"	"	"	
1,2-Dichlorobenzene	"	ND	----	1.00	"	"	"	"	"	
1,3-Dichlorobenzene	"	ND	----	1.00	"	"	"	"	"	
1,4-Dichlorobenzene	"	ND	----	1.00	"	"	"	"	"	
Dichlorodifluoromethane	"	ND	----	5.00	"	"	"	"	"	
1,1-Dichloroethane	"	ND	----	1.00	"	"	"	"	"	
1,2-Dichloroethane	"	ND	----	1.00	"	"	"	"	"	
1,1-Dichloroethene	"	ND	----	1.00	"	"	"	"	"	
cis-1,2-Dichloroethene	"	ND	----	1.00	"	"	"	"	"	
trans-1,2-Dichloroethene	"	ND	----	1.00	"	"	"	"	"	
1,2-Dichloropropane	"	ND	----	1.00	"	"	"	"	"	
1,3-Dichloropropane	"	ND	----	1.00	"	"	"	"	"	
2,2-Dichloropropane	"	ND	----	1.00	"	"	"	"	"	
1,1-Dichloropropene	"	ND	----	1.00	"	"	"	"	"	
cis-1,3-Dichloropropene	"	ND	----	1.00	"	"	"	"	"	
trans-1,3-Dichloropropene	"	ND	----	1.00	"	"	"	"	"	

TestAmerica - Portland, OR

The results in this report apply to the samples analyzed in accordance with the chain of custody document. This analytical report must be reproduced in its entirety.

Sarah Rockwell

Sarah Rockwell, Project Manager



SLR-Portland	Project Name: Jeld Wen- Nord Door	Report Created:
1800 Blankenship Road Suite 440	Project Number: 008.0228.00013	05/31/06 17:47
West Linn, OR 97068	Project Manager: R. Scott Miller	

Volatile Organic Compounds per EPA Method 8260B
TestAmerica - Portland, OR

Analyte	Method	Result	MDL*	MRL	Units	Dil	Batch	Prepared	Analyzed	Notes
PPE0352-24 (GP29-GW)		Water								
		Sampled: 05/04/06 15:45								
Ethylbenzene	EPA 8260B	ND	----	1.00	ug/l	1x	6050441	05/10/06 13:37	05/11/06 00:07	
Hexachlorobutadiene	"	ND	----	4.00	"	"	"	"	"	"
2-Hexanone	"	ND	----	10.0	"	"	"	"	"	"
Isopropylbenzene	"	ND	----	2.00	"	"	"	"	"	"
p-Isopropyltoluene	"	ND	----	2.00	"	"	"	"	"	"
4-Methyl-2-pentanone	"	ND	----	5.00	"	"	"	"	"	"
Methyl tert-butyl ether	"	ND	----	1.00	"	"	"	"	"	"
Methylene chloride	"	ND	----	5.00	"	"	"	"	"	"
Naphthalene	"	ND	----	2.00	"	"	"	"	"	"
n-Propylbenzene	"	ND	----	1.00	"	"	"	"	"	"
Styrene	"	ND	----	1.00	"	"	"	"	"	"
1,1,1,2-Tetrachloroethane	"	ND	----	1.00	"	"	"	"	"	"
1,1,2,2-Tetrachloroethane	"	ND	----	1.00	"	"	"	"	"	"
Tetrachloroethene	"	ND	----	1.00	"	"	"	"	"	"
Toluene	"	ND	----	1.00	"	"	"	"	"	"
1,2,3-Trichlorobenzene	"	ND	----	1.00	"	"	"	"	"	"
1,2,4-Trichlorobenzene	"	ND	----	1.00	"	"	"	"	"	"
1,1,1-Trichloroethane	"	ND	----	1.00	"	"	"	"	"	"
1,1,2-Trichloroethane	"	ND	----	1.00	"	"	"	"	"	"
Trichloroethene	"	ND	----	1.00	"	"	"	"	"	"
Trichlorofluoromethane	"	ND	----	1.00	"	"	"	"	"	"
1,2,3-Trichloropropane	"	ND	----	1.00	"	"	"	"	"	"
1,2,4-Trimethylbenzene	"	ND	----	1.00	"	"	"	"	"	"
1,3,5-Trimethylbenzene	"	ND	----	1.00	"	"	"	"	"	"
Vinyl chloride	"	ND	----	1.00	"	"	"	"	"	"
o-Xylene	"	ND	----	1.00	"	"	"	"	"	"
m,p-Xylene	"	ND	----	2.00	"	"	"	"	"	"
<i>Surrogate(s): 4-BFB</i>				80.0%		80 - 120 %	"			"
<i>1,2-DCA-d4</i>				108%		80 - 120 %	"			"
<i>Dibromofluoromethane</i>				101%		80 - 120 %	"			"
<i>Toluene-d8</i>				94.5%		80 - 120 %	"			"

Sarah Rockwell

Sarah Rockwell, Project Manager



SLR-Portland	Project Name: Jeld Wen- Nord Door	Report Created:
1800 Blankenship Road Suite 440	Project Number: 008.0228.00013	05/31/06 17:47
West Linn, OR 97068	Project Manager: R. Scott Miller	

Semivolatile Organic Compounds per EPA Method 8270C
TestAmerica - Portland, OR

Analyte	Method	Result	MDL*	MRL	Units	Dil	Batch	Prepared	Analyzed	Notes
PPE0352-02 (GP1-10)		Soil			Sampled: 05/04/06 08:30					R-05, X
Carbazole	EPA 8270C	ND	----	3.80	mg/kg dry	5x	6050711	05/15/06 20:00	05/24/06 06:19	A-08
Acenaphthene	"	6.96	----	3.80	"	"	"	"	"	A-08
Acenaphthylene	"	ND	----	3.80	"	"	"	"	"	A-08
Anthracene	"	ND	----	3.80	"	"	"	"	"	A-08
Benzo (a) anthracene	"	4.26	----	3.80	"	"	"	"	"	A-08
Benzo (a) pyrene	"	ND	----	3.80	"	"	"	"	"	A-08
Benzo (b) fluoranthene	"	ND	----	3.80	"	"	"	"	"	A-08
Benzo (ghi) perylene	"	ND	----	3.80	"	"	"	"	"	A-08
Benzo (k) fluoranthene	"	ND	----	3.80	"	"	"	"	"	A-08
Benzoic Acid	"	ND	----	11.5	"	"	"	"	"	
Benzyl alcohol	"	ND	----	11.5	"	"	"	"	"	
4-Bromophenyl phenyl ether	"	ND	----	3.80	"	"	"	"	"	
Butyl benzyl phthalate	"	ND	----	3.80	"	"	"	"	"	
4-Chloro-3-methylphenol	"	ND	----	3.80	"	"	"	"	"	
4-Chloroaniline	"	ND	----	23.0	"	"	"	"	"	
Bis(2-chloroethoxy)methane	"	ND	----	3.80	"	"	"	"	"	
Bis(2-chloroethyl)ether	"	ND	----	3.80	"	"	"	"	"	
Bis(2-chloroisopropyl)ether	"	ND	----	3.80	"	"	"	"	"	
2-Chloronaphthalene	"	ND	----	3.80	"	"	"	"	"	
2-Chlorophenol	"	ND	----	3.80	"	"	"	"	"	
4-Chlorophenyl phenyl ether	"	ND	----	3.80	"	"	"	"	"	
Chrysene	"	4.70	----	3.80	"	"	"	"	"	A-08
Di-n-butyl phthalate	"	ND	----	11.5	"	"	"	"	"	
Di-n-octyl phthalate	"	ND	----	3.80	"	"	"	"	"	
Dibenzo (a,h) anthracene	"	ND	----	3.80	"	"	"	"	"	A-08
Dibenzofuran	"	4.85	----	3.80	"	"	"	"	"	A-08
1,2-Dichlorobenzene	"	ND	----	11.5	"	"	"	"	"	
1,3-Dichlorobenzene	"	ND	----	11.5	"	"	"	"	"	
1,4-Dichlorobenzene	"	ND	----	11.5	"	"	"	"	"	
3,3'-Dichlorobenzidine	"	ND	----	11.5	"	"	"	"	"	
2,4-Dichlorophenol	"	ND	----	3.80	"	"	"	"	"	
Diethyl phthalate	"	ND	----	3.80	"	"	"	"	"	
2,4-Dimethylphenol	"	ND	----	11.5	"	"	"	"	"	A-08
Dimethyl phthalate	"	ND	----	3.80	"	"	"	"	"	
4,6-Dinitro-2-methylphenol	"	ND	----	11.5	"	"	"	"	"	
2,4-Dinitrophenol	"	ND	----	23.0	"	"	"	"	"	
2,4-Dinitrotoluene	"	ND	----	5.76	"	"	"	"	"	
2,6-Dinitrotoluene	"	ND	----	5.76	"	"	"	"	"	

TestAmerica - Portland, OR

The results in this report apply to the samples analyzed in accordance with the chain of custody document. This analytical report must be reproduced in its entirety.

Sarah Rockwell

Sarah Rockwell, Project Manager



SLR-Portland	Project Name: Jeld Wen- Nord Door	Report Created:
1800 Blankenship Road Suite 440	Project Number: 008.0228.00013	05/31/06 17:47
West Linn, OR 97068	Project Manager: R. Scott Miller	

Semivolatile Organic Compounds per EPA Method 8270C
 TestAmerica - Portland, OR

Analyte	Method	Result	MDL*	MRL	Units	Dil	Batch	Prepared	Analyzed	Notes
PPE0352-02 (GP1-10)										R-05, X
		Soil								
		Sampled: 05/04/06 08:30								
Bis(2-ethylhexyl)phthalate	EPA 8270C	ND	----	23.0	mg/kg dry	5x	6050711	05/15/06 20:00	05/24/06 06:19	
Fluoranthene	"	18.9	----	3.80	"	"	"	"	"	A-08
Fluorene	"	9.77	----	3.80	"	"	"	"	"	A-08
Hexachlorobenzene	"	ND	----	3.80	"	"	"	"	"	
Hexachlorobutadiene	"	ND	----	11.5	"	"	"	"	"	
Hexachlorocyclopentadiene	"	ND	----	11.5	"	"	"	"	"	
Hexachloroethane	"	ND	----	11.5	"	"	"	"	"	
Indeno (1,2,3-cd) pyrene	"	ND	----	3.80	"	"	"	"	"	A-08
Isophorone	"	ND	----	3.80	"	"	"	"	"	A-08
2-Methylnaphthalene	"	ND	----	3.80	"	"	"	"	"	A-08
2-Methylphenol	"	ND	----	3.80	"	"	"	"	"	A-08
3-,4-Methylphenol	"	ND	----	3.80	"	"	"	"	"	A-08
Naphthalene	"	ND	----	3.80	"	"	"	"	"	A-08
2-Nitroaniline	"	ND	----	3.80	"	"	"	"	"	
3-Nitroaniline	"	ND	----	11.5	"	"	"	"	"	
4-Nitroaniline	"	ND	----	3.80	"	"	"	"	"	
Nitrobenzene	"	ND	----	3.80	"	"	"	"	"	
2-Nitrophenol	"	ND	----	3.80	"	"	"	"	"	
4-Nitrophenol	"	ND	----	11.5	"	"	"	"	"	
N-Nitrosodi-n-propylamine	"	ND	----	3.80	"	"	"	"	"	
N-Nitrosodiphenylamine	"	ND	----	3.80	"	"	"	"	"	
Pentachlorophenol	"	ND	----	11.5	"	"	"	"	"	A-08
Phenanthrene	"	34.0	----	3.80	"	"	"	"	"	A-08
Phenol	"	ND	----	3.80	"	"	"	"	"	A-08
Pyrene	"	14.4	----	3.80	"	"	"	"	"	A-08
1,2,4-Trichlorobenzene	"	ND	----	11.5	"	"	"	"	"	
2,4,5-Trichlorophenol	"	ND	----	3.80	"	"	"	"	"	
2,4,6-Trichlorophenol	"	ND	----	3.80	"	"	"	"	"	

<i>Surrogate(s):</i>	<i>2-Fluorobiphenyl</i>	<i>87.5%</i>	<i>44 - 146 %</i>	<i>"</i>	<i>"</i>
	<i>2-Fluorophenol</i>	<i>70.8%</i>	<i>42 - 126 %</i>	<i>"</i>	<i>"</i>
	<i>Nitrobenzene-d5</i>	<i>68.8%</i>	<i>42 - 126 %</i>	<i>"</i>	<i>"</i>
	<i>Phenol-d6</i>	<i>83.0%</i>	<i>42 - 131 %</i>	<i>"</i>	<i>"</i>
	<i>p-Terphenyl-d14</i>	<i>102%</i>	<i>49 - 150 %</i>	<i>"</i>	<i>"</i>
	<i>2,4,6-Tribromophenol</i>	<i>80.2%</i>	<i>48 - 119 %</i>	<i>"</i>	<i>"</i>

Sarah Rockwell

Sarah Rockwell, Project Manager



SLR-Portland	Project Name: Jeld Wen- Nord Door	Report Created:
1800 Blankenship Road Suite 440	Project Number: 008.0228.00013	05/31/06 17:47
West Linn, OR 97068	Project Manager: R. Scott Miller	

Semivolatile Organic Compounds per EPA Method 8270C
TestAmerica - Portland, OR

Analyte	Method	Result	MDL*	MRL	Units	Dil	Batch	Prepared	Analyzed	Notes
PPE0352-02RE1 (GP1-10)										O-07, X, R-05
		Soil								
		Sampled: 05/04/06 08:30								
Carbazole	EPA 8270C	ND	----	3.82	mg/kg dry	10x	6051172	05/24/06 15:30	05/25/06 22:48	A-08
Acenaphthene	"	8.84	----	3.82	"	"	"	"	"	A-08
Acenaphthylene	"	ND	----	3.82	"	"	"	"	"	A-08
Anthracene	"	3.83	----	3.82	"	"	"	"	"	A-08
Benzo (a) anthracene	"	4.98	----	3.82	"	"	"	"	"	A-08
Benzo (a) pyrene	"	ND	----	3.82	"	"	"	"	"	A-08
Benzo (b) fluoranthene	"	ND	----	3.82	"	"	"	"	"	A-08
Benzo (ghi) perylene	"	ND	----	3.82	"	"	"	"	"	A-08
Benzo (k) fluoranthene	"	ND	----	3.82	"	"	"	"	"	A-08
Benzoic Acid	"	ND	----	11.6	"	"	"	"	"	
Benzyl alcohol	"	ND	----	11.6	"	"	"	"	"	
4-Bromophenyl phenyl ether	"	ND	----	3.82	"	"	"	"	"	
Butyl benzyl phthalate	"	ND	----	3.82	"	"	"	"	"	
4-Chloro-3-methylphenol	"	ND	----	3.82	"	"	"	"	"	
4-Chloroaniline	"	ND	----	23.2	"	"	"	"	"	
Bis(2-chloroethoxy)methane	"	ND	----	3.82	"	"	"	"	"	
Bis(2-chloroethyl)ether	"	ND	----	3.82	"	"	"	"	"	
Bis(2-chloroisopropyl)ether	"	ND	----	3.82	"	"	"	"	"	
2-Chloronaphthalene	"	ND	----	3.82	"	"	"	"	"	
2-Chlorophenol	"	ND	----	3.82	"	"	"	"	"	
4-Chlorophenyl phenyl ether	"	ND	----	3.82	"	"	"	"	"	
Chrysene	"	5.18	----	3.82	"	"	"	"	"	A-08
Di-n-butyl phthalate	"	ND	----	11.6	"	"	"	"	"	
Di-n-octyl phthalate	"	ND	----	3.82	"	"	"	"	"	
Dibenzo (a,h) anthracene	"	ND	----	3.82	"	"	"	"	"	A-08
Dibenzofuran	"	6.03	----	3.82	"	"	"	"	"	A-08
1,2-Dichlorobenzene	"	ND	----	11.6	"	"	"	"	"	
1,3-Dichlorobenzene	"	ND	----	11.6	"	"	"	"	"	
1,4-Dichlorobenzene	"	ND	----	11.6	"	"	"	"	"	
3,3'-Dichlorobenzidine	"	ND	----	11.6	"	"	"	"	"	
2,4-Dichlorophenol	"	ND	----	3.82	"	"	"	"	"	
Diethyl phthalate	"	ND	----	3.82	"	"	"	"	"	
2,4-Dimethylphenol	"	ND	----	11.6	"	"	"	"	"	A-08
Dimethyl phthalate	"	ND	----	3.82	"	"	"	"	"	
4,6-Dinitro-2-methylphenol	"	ND	----	11.6	"	"	"	"	"	
2,4-Dinitrophenol	"	ND	----	23.2	"	"	"	"	"	
2,4-Dinitrotoluene	"	ND	----	5.79	"	"	"	"	"	
2,6-Dinitrotoluene	"	ND	----	5.79	"	"	"	"	"	

TestAmerica - Portland, OR

The results in this report apply to the samples analyzed in accordance with the chain of custody document. This analytical report must be reproduced in its entirety.

Sarah Rockwell

Sarah Rockwell, Project Manager



SLR-Portland	Project Name: Jeld Wen- Nord Door	Report Created:
1800 Blankenship Road Suite 440	Project Number: 008.0228.00013	05/31/06 17:47
West Linn, OR 97068	Project Manager: R. Scott Miller	

Semivolatile Organic Compounds per EPA Method 8270C
 TestAmerica - Portland, OR

Analyte	Method	Result	MDL*	MRL	Units	Dil	Batch	Prepared	Analyzed	Notes	
PPE0352-02RE1 (GP1-10)		Soil			Sampled: 05/04/06 08:30					O-07, X, R-05	
Bis(2-ethylhexyl)phthalate	EPA 8270C	ND	----	23.2	mg/kg dry	10x	6051172	05/24/06 15:30	05/25/06 22:48		
Fluoranthene	"	21.8	----	3.82	"	"	"	"	"	A-08	
Fluorene	"	11.2	----	3.82	"	"	"	"	"	A-08	
Hexachlorobenzene	"	ND	----	3.82	"	"	"	"	"		
Hexachlorobutadiene	"	ND	----	11.6	"	"	"	"	"		
Hexachlorocyclopentadiene	"	ND	----	11.6	"	"	"	"	"		
Hexachloroethane	"	ND	----	11.6	"	"	"	"	"		
Indeno (1,2,3-cd) pyrene	"	ND	----	3.82	"	"	"	"	"	A-08	
Isophorone	"	ND	----	3.82	"	"	"	"	"	A-08	
2-Methylnaphthalene	"	ND	----	3.82	"	"	"	"	"	A-08	
2-Methylphenol	"	ND	----	3.82	"	"	"	"	"	A-08	
3-,4-Methylphenol	"	ND	----	3.82	"	"	"	"	"	A-08	
Naphthalene	"	ND	----	3.82	"	"	"	"	"	A-08	
2-Nitroaniline	"	ND	----	3.82	"	"	"	"	"		
3-Nitroaniline	"	ND	----	11.6	"	"	"	"	"		
4-Nitroaniline	"	ND	----	3.82	"	"	"	"	"		
Nitrobenzene	"	ND	----	3.82	"	"	"	"	"		
2-Nitrophenol	"	ND	----	3.82	"	"	"	"	"		
4-Nitrophenol	"	ND	----	11.6	"	"	"	"	"		
N-Nitrosodi-n-propylamine	"	ND	----	3.82	"	"	"	"	"		
N-Nitrosodiphenylamine	"	ND	----	3.82	"	"	"	"	"		
Pentachlorophenol	"	ND	----	11.6	"	"	"	"	"	A-08	
Phenanthrene	"	36.1	----	3.82	"	"	"	"	"	A-08	
Phenol	"	ND	----	3.82	"	"	"	"	"	A-08	
Pyrene	"	16.0	----	3.82	"	"	"	"	"	A-08	
1,2,4-Trichlorobenzene	"	ND	----	11.6	"	"	"	"	"		
2,4,5-Trichlorophenol	"	ND	----	3.82	"	"	"	"	"		
2,4,6-Trichlorophenol	"	ND	----	3.82	"	"	"	"	"		

<i>Surrogate(s):</i>	<i>2-Fluorobiphenyl</i>	<i>78.5%</i>	<i>44 - 146 %</i>	<i>"</i>	<i>"</i>
	<i>2-Fluorophenol</i>	<i>78.2%</i>	<i>42 - 126 %</i>	<i>"</i>	<i>"</i>
	<i>Nitrobenzene-d5</i>	<i>63.0%</i>	<i>42 - 126 %</i>	<i>"</i>	<i>J</i>
	<i>Phenol-d6</i>	<i>85.7%</i>	<i>42 - 131 %</i>	<i>"</i>	<i>"</i>
	<i>p-Terphenyl-d14</i>	<i>103%</i>	<i>49 - 150 %</i>	<i>"</i>	<i>"</i>
	<i>2,4,6-Tribromophenol</i>	<i>86.9%</i>	<i>48 - 119 %</i>	<i>"</i>	<i>"</i>

Sarah Rockwell

Sarah Rockwell, Project Manager



SLR-Portland	Project Name: Jeld Wen- Nord Door	Report Created:
1800 Blankenship Road Suite 440	Project Number: 008.0228.00013	05/31/06 17:47
West Linn, OR 97068	Project Manager: R. Scott Miller	

Semivolatile Organic Compounds per EPA Method 8270C
TestAmerica - Portland, OR

Analyte	Method	Result	MDL*	MRL	Units	Dil	Batch	Prepared	Analyzed	Notes
PPE0352-10 (GP22-GW)		Water			Sampled: 05/04/06 12:45					
Carbazole	EPA 8270C	ND	----	4.72	ug/l	1x	6050514	05/11/06 11:15	05/22/06 23:50	A-08
Acenaphthene	"	ND	----	4.72	"	"	"	"	"	A-08
Acenaphthylene	"	ND	----	4.72	"	"	"	"	"	A-08
Anthracene	"	ND	----	4.72	"	"	"	"	"	A-08
Benzo (a) anthracene	"	ND	----	4.72	"	"	"	"	"	A-08
Benzo (a) pyrene	"	ND	----	4.72	"	"	"	"	"	A-08
Benzo (b) fluoranthene	"	ND	----	4.72	"	"	"	"	"	A-08
Benzo (ghi) perylene	"	ND	----	4.72	"	"	"	"	"	A-08
Benzo (k) fluoranthene	"	ND	----	4.72	"	"	"	"	"	A-08
Benzoic Acid	"	ND	----	47.2	"	"	"	"	"	
Benzyl alcohol	"	ND	----	9.43	"	"	"	"	"	
4-Bromophenyl phenyl ether	"	ND	----	4.72	"	"	"	"	"	
Butyl benzyl phthalate	"	ND	----	4.72	"	"	"	"	"	
4-Chloro-3-methylphenol	"	ND	----	4.72	"	"	"	"	"	
4-Chloroaniline	"	ND	----	18.9	"	"	"	"	"	
Bis(2-chloroethoxy)methane	"	ND	----	9.43	"	"	"	"	"	
Bis(2-chloroethyl)ether	"	ND	----	4.72	"	"	"	"	"	
Bis(2-chloroisopropyl)ether	"	ND	----	9.43	"	"	"	"	"	
2-Chloronaphthalene	"	ND	----	4.72	"	"	"	"	"	
2-Chlorophenol	"	ND	----	4.72	"	"	"	"	"	
4-Chlorophenyl phenyl ether	"	ND	----	4.72	"	"	"	"	"	
Chrysene	"	ND	----	4.72	"	"	"	"	"	A-08
Di-n-butyl phthalate	"	ND	----	4.72	"	"	"	"	"	
Di-n-octyl phthalate	"	ND	----	4.72	"	"	"	"	"	
Dibenzo (a,h) anthracene	"	ND	----	4.72	"	"	"	"	"	A-08
Dibenzofuran	"	ND	----	4.72	"	"	"	"	"	A-08
1,2-Dichlorobenzene	"	ND	----	4.72	"	"	"	"	"	
1,3-Dichlorobenzene	"	ND	----	4.72	"	"	"	"	"	
1,4-Dichlorobenzene	"	ND	----	4.72	"	"	"	"	"	
3,3'-Dichlorobenzidine	"	ND	----	4.72	"	"	"	"	"	
2,4-Dichlorophenol	"	ND	----	4.72	"	"	"	"	"	
Diethyl phthalate	"	ND	----	4.72	"	"	"	"	"	
2,4-Dimethylphenol	"	ND	----	9.43	"	"	"	"	"	A-08
Dimethyl phthalate	"	ND	----	4.72	"	"	"	"	"	
4,6-Dinitro-2-methylphenol	"	ND	----	9.43	"	"	"	"	"	
2,4-Dinitrophenol	"	ND	----	23.6	"	"	"	"	"	
2,4-Dinitrotoluene	"	ND	----	4.72	"	"	"	"	"	
2,6-Dinitrotoluene	"	ND	----	4.72	"	"	"	"	"	

TestAmerica - Portland, OR

The results in this report apply to the samples analyzed in accordance with the chain of custody document. This analytical report must be reproduced in its entirety.

Sarah Rockwell

Sarah Rockwell, Project Manager



SLR-Portland	Project Name: Jeld Wen- Nord Door	Report Created:
1800 Blankenship Road Suite 440	Project Number: 008.0228.00013	05/31/06 17:47
West Linn, OR 97068	Project Manager: R. Scott Miller	

Semivolatile Organic Compounds per EPA Method 8270C
TestAmerica - Portland, OR

Analyte	Method	Result	MDL*	MRL	Units	Dil	Batch	Prepared	Analyzed	Notes
PPE0352-10 (GP22-GW)		Water			Sampled: 05/04/06 12:45					
Bis(2-ethylhexyl)phthalate	EPA 8270C	ND	----	9.43	ug/l	1x	6050514	05/11/06 11:15	05/22/06 23:50	
Fluoranthene	"	ND	----	4.72	"	"	"	"	"	A-08
Fluorene	"	ND	----	4.72	"	"	"	"	"	A-08
Hexachlorobenzene	"	ND	----	4.72	"	"	"	"	"	
Hexachlorobutadiene	"	ND	----	9.43	"	"	"	"	"	
Hexachlorocyclopentadiene	"	ND	----	9.43	"	"	"	"	"	
Hexachloroethane	"	ND	----	9.43	"	"	"	"	"	
Indeno (1,2,3-cd) pyrene	"	ND	----	4.72	"	"	"	"	"	A-08
Isophorone	"	ND	----	4.72	"	"	"	"	"	A-08
2-Methylnaphthalene	"	ND	----	4.72	"	"	"	"	"	A-08
2-Methylphenol	"	ND	----	9.43	"	"	"	"	"	A-08
3-,4-Methylphenol	"	ND	----	4.72	"	"	"	"	"	A-08
Naphthalene	"	ND	----	4.72	"	"	"	"	"	A-08
2-Nitroaniline	"	ND	----	4.72	"	"	"	"	"	
3-Nitroaniline	"	ND	----	9.43	"	"	"	"	"	
4-Nitroaniline	"	ND	----	9.43	"	"	"	"	"	
Nitrobenzene	"	ND	----	4.72	"	"	"	"	"	
2-Nitrophenol	"	ND	----	4.72	"	"	"	"	"	
4-Nitrophenol	"	ND	----	23.6	"	"	"	"	"	
N-Nitrosodi-n-propylamine	"	ND	----	9.43	"	"	"	"	"	
N-Nitrosodiphenylamine	"	ND	----	4.72	"	"	"	"	"	
Pentachlorophenol	"	ND	----	9.43	"	"	"	"	"	A-08
Phenanthrene	"	ND	----	4.72	"	"	"	"	"	A-08
Phenol	"	ND	----	4.72	"	"	"	"	"	A-08
Pyrene	"	ND	----	4.72	"	"	"	"	"	A-08
1,2,4-Trichlorobenzene	"	ND	----	4.72	"	"	"	"	"	
2,4,5-Trichlorophenol	"	ND	----	4.72	"	"	"	"	"	
2,4,6-Trichlorophenol	"	ND	----	4.72	"	"	"	"	"	
<i>Surrogate(s):</i>										
	2-Fluorobiphenyl		91.5%		28 - 118 %	"			"	
	2-Fluorophenol		91.5%		12 - 100 %	"			"	
	Nitrobenzene-d5		86.4%		37 - 124 %	"			"	
	Phenol-d6		85.2%		4 - 105 %	"			"	
	p-Terphenyl-d14		103%		44 - 140 %	"			"	
	2,4,6-Tribromophenol		102%		31 - 142 %	"			"	

TestAmerica - Portland, OR

The results in this report apply to the samples analyzed in accordance with the chain of custody document. This analytical report must be reproduced in its entirety.

Sarah Rockwell

Sarah Rockwell, Project Manager



SLR-Portland	Project Name: Jeld Wen- Nord Door	Report Created:
1800 Blankenship Road Suite 440	Project Number: 008.0228.00013	05/31/06 17:47
West Linn, OR 97068	Project Manager: R. Scott Miller	

Semivolatile Organic Compounds per EPA Method 8270C
TestAmerica - Portland, OR

Analyte	Method	Result	MDL*	MRL	Units	Dil	Batch	Prepared	Analyzed	Notes
PPE0352-24 (GP29-GW)		Water			Sampled: 05/04/06 15:45					
Carbazole	EPA 8270C	ND	----	4.72	ug/l	1x	6050514	05/11/06 11:15	05/24/06 02:39	A-08
Acenaphthene	"	11.7	----	4.72	"	"	"	"	"	A-08
Acenaphthylene	"	ND	----	4.72	"	"	"	"	"	A-08
Anthracene	"	ND	----	4.72	"	"	"	"	"	A-08
Benzo (a) anthracene	"	ND	----	4.72	"	"	"	"	"	A-08
Benzo (a) pyrene	"	ND	----	4.72	"	"	"	"	"	A-08
Benzo (b) fluoranthene	"	ND	----	4.72	"	"	"	"	"	A-08
Benzo (ghi) perylene	"	ND	----	4.72	"	"	"	"	"	A-08
Benzo (k) fluoranthene	"	ND	----	4.72	"	"	"	"	"	A-08
Benzoic Acid	"	ND	----	47.2	"	"	"	"	"	
Benzyl alcohol	"	ND	----	9.43	"	"	"	"	"	
4-Bromophenyl phenyl ether	"	ND	----	4.72	"	"	"	"	"	
Butyl benzyl phthalate	"	ND	----	4.72	"	"	"	"	"	
4-Chloro-3-methylphenol	"	ND	----	4.72	"	"	"	"	"	
4-Chloroaniline	"	ND	----	18.9	"	"	"	"	"	
Bis(2-chloroethoxy)methane	"	ND	----	9.43	"	"	"	"	"	
Bis(2-chloroethyl)ether	"	ND	----	4.72	"	"	"	"	"	
Bis(2-chloroisopropyl)ether	"	ND	----	9.43	"	"	"	"	"	
2-Chloronaphthalene	"	ND	----	4.72	"	"	"	"	"	
2-Chlorophenol	"	ND	----	4.72	"	"	"	"	"	
4-Chlorophenyl phenyl ether	"	ND	----	4.72	"	"	"	"	"	
Chrysene	"	ND	----	4.72	"	"	"	"	"	A-08
Di-n-butyl phthalate	"	ND	----	4.72	"	"	"	"	"	
Di-n-octyl phthalate	"	ND	----	4.72	"	"	"	"	"	
Dibenzo (a,h) anthracene	"	ND	----	4.72	"	"	"	"	"	A-08
Dibenzofuran	"	ND	----	4.72	"	"	"	"	"	A-08
1,2-Dichlorobenzene	"	ND	----	4.72	"	"	"	"	"	
1,3-Dichlorobenzene	"	ND	----	4.72	"	"	"	"	"	
1,4-Dichlorobenzene	"	ND	----	4.72	"	"	"	"	"	
3,3'-Dichlorobenzidine	"	ND	----	4.72	"	"	"	"	"	
2,4-Dichlorophenol	"	ND	----	4.72	"	"	"	"	"	
Diethyl phthalate	"	ND	----	4.72	"	"	"	"	"	
2,4-Dimethylphenol	"	ND	----	9.43	"	"	"	"	"	A-08
Dimethyl phthalate	"	ND	----	4.72	"	"	"	"	"	
4,6-Dinitro-2-methylphenol	"	ND	----	9.43	"	"	"	"	"	
2,4-Dinitrophenol	"	ND	----	23.6	"	"	"	"	"	
2,4-Dinitrotoluene	"	ND	----	4.72	"	"	"	"	"	
2,6-Dinitrotoluene	"	ND	----	4.72	"	"	"	"	"	

TestAmerica - Portland, OR

The results in this report apply to the samples analyzed in accordance with the chain of custody document. This analytical report must be reproduced in its entirety.

Sarah Rockwell

Sarah Rockwell, Project Manager



SLR-Portland	Project Name: Jeld Wen- Nord Door	Report Created:
1800 Blankenship Road Suite 440	Project Number: 008.0228.00013	05/31/06 17:47
West Linn, OR 97068	Project Manager: R. Scott Miller	

Semivolatile Organic Compounds per EPA Method 8270C
TestAmerica - Portland, OR

Analyte	Method	Result	MDL*	MRL	Units	Dil	Batch	Prepared	Analyzed	Notes
PPE0352-24 (GP29-GW)		Water								
		Sampled: 05/04/06 15:45								
Bis(2-ethylhexyl)phthalate	EPA 8270C	ND	----	9.43	ug/l	1x	6050514	05/11/06 11:15	05/24/06 02:39	
Fluoranthene	"	ND	----	4.72	"	"	"	"	"	A-08
Fluorene	"	ND	----	4.72	"	"	"	"	"	A-08
Hexachlorobenzene	"	ND	----	4.72	"	"	"	"	"	
Hexachlorobutadiene	"	ND	----	9.43	"	"	"	"	"	
Hexachlorocyclopentadiene	"	ND	----	9.43	"	"	"	"	"	
Hexachloroethane	"	ND	----	9.43	"	"	"	"	"	
Indeno (1,2,3-cd) pyrene	"	ND	----	4.72	"	"	"	"	"	A-08
Isophorone	"	ND	----	4.72	"	"	"	"	"	A-08
2-Methylnaphthalene	"	ND	----	4.72	"	"	"	"	"	A-08
2-Methylphenol	"	ND	----	9.43	"	"	"	"	"	A-08
3-,4-Methylphenol	"	ND	----	4.72	"	"	"	"	"	A-08
Naphthalene	"	ND	----	4.72	"	"	"	"	"	A-08
2-Nitroaniline	"	ND	----	4.72	"	"	"	"	"	
3-Nitroaniline	"	ND	----	9.43	"	"	"	"	"	
4-Nitroaniline	"	ND	----	9.43	"	"	"	"	"	
Nitrobenzene	"	ND	----	4.72	"	"	"	"	"	
2-Nitrophenol	"	ND	----	4.72	"	"	"	"	"	
4-Nitrophenol	"	ND	----	23.6	"	"	"	"	"	
N-Nitrosodi-n-propylamine	"	ND	----	9.43	"	"	"	"	"	
N-Nitrosodiphenylamine	"	ND	----	4.72	"	"	"	"	"	
Pentachlorophenol	"	ND	----	9.43	"	"	"	"	"	A-08
Phenanthrene	"	ND	----	4.72	"	"	"	"	"	A-08
Phenol	"	ND	----	4.72	"	"	"	"	"	A-08
Pyrene	"	ND	----	4.72	"	"	"	"	"	A-08
1,2,4-Trichlorobenzene	"	ND	----	4.72	"	"	"	"	"	
2,4,5-Trichlorophenol	"	ND	----	4.72	"	"	"	"	"	
2,4,6-Trichlorophenol	"	ND	----	4.72	"	"	"	"	"	
Surrogate(s):	2-Fluorobiphenyl		91.1%			28 - 118 %	"		"	
	2-Fluorophenol		101%			12 - 100 %	"		"	A-05
	Nitrobenzene-d5		96.2%			37 - 124 %	"		"	
	Phenol-d6		95.1%			4 - 105 %	"		"	
	p-Terphenyl-d14		98.3%			44 - 140 %	"		"	
	2,4,6-Tribromophenol		96.5%			31 - 142 %	"		"	

Sarah Rockwell

Sarah Rockwell, Project Manager



SLR-Portland	Project Name: Jeld Wen- Nord Door	Report Created:
1800 Blankenship Road Suite 440	Project Number: 008.0228.00013	05/31/06 17:47
West Linn, OR 97068	Project Manager: R. Scott Miller	

Polynuclear Aromatic Compounds per EPA 8270M-SIM
TestAmerica - Portland, OR

Analyte	Method	Result	MDL*	MRL	Units	Dil	Batch	Prepared	Analyzed	Notes
PPE0352-16 (GP35-GW)		Water				Sampled: 05/04/06 14:30				
Acenaphthene	EPA 8270m	ND	----	0.0943	ug/l	1x	6050420	05/09/06 16:10	05/12/06 23:26	
Acenaphthylene	"	ND	----	0.0943	"	"	"	"	"	
Anthracene	"	ND	----	0.0943	"	"	"	"	"	
Benzo (a) anthracene	"	ND	----	0.0943	"	"	"	"	"	
Benzo (a) pyrene	"	ND	----	0.0943	"	"	"	"	"	
Benzo (b) fluoranthene	"	ND	----	0.0943	"	"	"	"	"	
Benzo (ghi) perylene	"	ND	----	0.0943	"	"	"	"	"	
Benzo (k) fluoranthene	"	ND	----	0.0943	"	"	"	"	"	
Chrysene	"	ND	----	0.0943	"	"	"	"	"	
Dibenzo (a,h) anthracene	"	ND	----	0.189	"	"	"	"	"	
Fluoranthene	"	ND	----	0.0943	"	"	"	"	"	
Fluorene	"	ND	----	0.0943	"	"	"	"	"	
Indeno (1,2,3-cd) pyrene	"	ND	----	0.0943	"	"	"	"	"	
Naphthalene	"	0.397	----	0.0943	"	"	"	"	"	
Phenanthrene	"	ND	----	0.0943	"	"	"	"	"	
Pyrene	"	ND	----	0.0943	"	"	"	"	"	
<i>Surrogate(s): Fluorene-d10</i>				<i>65.3%</i>		<i>25 - 125 %</i>	<i>"</i>			<i>"</i>
<i>Pyrene-d10</i>				<i>66.9%</i>		<i>23 - 150 %</i>	<i>"</i>			<i>"</i>
<i>Benzo (a) pyrene-d12</i>				<i>55.1%</i>		<i>10 - 125 %</i>	<i>"</i>			<i>"</i>

PPE0352-22 (GP11-GW)		Water				Sampled: 05/04/06 15:45				
Acenaphthene	EPA 8270m	289	----	4.76	ug/l	50x	6050420	05/09/06 16:10	05/12/06 23:56	
Acenaphthylene	"	ND	----	7.14	"	"	"	"	"	R-03
Anthracene	"	56.6	----	4.76	"	"	"	"	"	
Benzo (a) anthracene	"	11.8	----	4.76	"	"	"	"	"	
Benzo (a) pyrene	"	6.65	----	4.76	"	"	"	"	"	
Benzo (b) fluoranthene	"	7.05	----	4.76	"	"	"	"	"	
Benzo (ghi) perylene	"	ND	----	4.76	"	"	"	"	"	
Benzo (k) fluoranthene	"	5.64	----	4.76	"	"	"	"	"	
Chrysene	"	22.8	----	4.76	"	"	"	"	"	
Dibenzo (a,h) anthracene	"	ND	----	9.52	"	"	"	"	"	
Fluoranthene	"	66.0	----	4.76	"	"	"	"	"	
Fluorene	"	154	----	4.76	"	"	"	"	"	
Indeno (1,2,3-cd) pyrene	"	ND	----	4.76	"	"	"	"	"	
Naphthalene	"	7920	----	238	"	2500x	"	"	05/15/06 13:41	
Phenanthrene	"	231	----	4.76	"	50x	"	"	05/12/06 23:56	
Pyrene	"	48.9	----	4.76	"	"	"	"	"	
<i>Surrogate(s): Fluorene-d10</i>				<i>NR</i>		<i>25 - 125 %</i>	<i>"</i>			<i>S-02</i>

TestAmerica - Portland, OR

The results in this report apply to the samples analyzed in accordance with the chain of custody document. This analytical report must be reproduced in its entirety.

Sarah Rockwell

Sarah Rockwell, Project Manager



SLR-Portland	Project Name: Jeld Wen- Nord Door	Report Created:
1800 Blankenship Road Suite 440	Project Number: 008.0228.00013	05/31/06 17:47
West Linn, OR 97068	Project Manager: R. Scott Miller	

Polynuclear Aromatic Compounds per EPA 8270M-SIM
TestAmerica - Portland, OR

Analyte	Method	Result	MDL*	MRL	Units	Dil	Batch	Prepared	Analyzed	Notes
PPE0352-22 (GP11-GW)		Water						Sampled: 05/04/06 15:45		
<i>Pyrene-d10</i>		57.1%				23 - 150 %	50x		05/12/06 23:56	J
<i>Benzo (a) pyrene-d12</i>		44.1%				10 - 125 %	"		"	J

TestAmerica - Portland, OR

The results in this report apply to the samples analyzed in accordance with the chain of custody document. This analytical report must be reproduced in its entirety.

Sarah Rockwell

Sarah Rockwell, Project Manager



SLR-Portland	Project Name: Jeld Wen- Nord Door	Report Created:
1800 Blankenship Road Suite 440	Project Number: 008.0228.00013	05/31/06 17:47
West Linn, OR 97068	Project Manager: R. Scott Miller	

Polynuclear Aromatic Compounds and Pentachlorophenol per EPA 8270M-SIM
 TestAmerica - Portland, OR

Analyte	Method	Result	MDL*	MRL	Units	Dil	Batch	Prepared	Analyzed	Notes
PPE0352-03 (GP1-GW)		Water			Sampled: 05/04/06 10:35					
Pentachlorophenol	EPA 8270m	ND	----	0.952	ug/l	1x	6050420	05/09/06 16:10	05/12/06 22:27	
<i>Surrogate(s): 2,4,6-Tribromophenol</i>		95.8%			5 - 157 %		"		"	
PPE0352-08 (GP3-GW)		Water			Sampled: 05/04/06 15:20					
Pentachlorophenol	EPA 8270m	ND	----	0.943	ug/l	1x	6050420	05/09/06 16:10	05/15/06 14:13	
<i>Surrogate(s): 2,4,6-Tribromophenol</i>		81.4%			5 - 157 %		"		"	
PPE0352-09 (GP22-6.5)		Soil			Sampled: 05/04/06 10:15					
Acenaphthene	EPA 8270m	ND	----	15.8	ug/kg dry	1x	6050660	05/15/06 08:39	05/23/06 22:54	
Acenaphthylene	"	37.3	----	15.8	"	"	"	"	"	
Anthracene	"	31.3	----	15.8	"	"	"	"	"	
Benzo (a) anthracene	"	125	----	15.8	"	"	"	"	"	
Benzo (a) pyrene	"	170	----	15.8	"	"	"	"	"	
Benzo (b) fluoranthene	"	194	----	15.8	"	"	"	"	"	
Benzo (k) fluoranthene	"	110	----	15.8	"	"	"	"	"	
Benzo (ghi) perylene	"	111	----	15.8	"	"	"	"	"	
Chrysene	"	140	----	15.8	"	"	"	"	"	
Dibenzo (a,h) anthracene	"	32.7	----	15.8	"	"	"	"	"	
Fluoranthene	"	354	----	15.8	"	"	"	"	"	
Fluorene	"	18.5	----	15.8	"	"	"	"	"	
Indeno (1,2,3-cd) pyrene	"	99.7	----	15.8	"	"	"	"	"	
Naphthalene	"	18.5	----	15.8	"	"	"	"	"	
Pentachlorophenol	"	ND	----	79.1	"	"	"	"	"	
Phenanthrene	"	120	----	15.8	"	"	"	"	"	
Pyrene	"	227	----	15.8	"	"	"	"	"	
<i>Surrogate(s): Fluorene-d10</i>		87.6%			32 - 134 %		"		"	
<i>2,4,6-Tribromophenol</i>		120%			10 - 150 %		"		"	
<i>Pyrene-d10</i>		69.5%			41 - 152 %		"		"	
<i>Benzo (a) pyrene-d12</i>		92.1%			36 - 145 %		"		"	

TestAmerica - Portland, OR

The results in this report apply to the samples analyzed in accordance with the chain of custody document. This analytical report must be reproduced in its entirety.

Sarah Rockwell

Sarah Rockwell, Project Manager



SLR-Portland	Project Name: Jeld Wen- Nord Door	Report Created:
1800 Blankenship Road Suite 440	Project Number: 008.0228.00013	05/31/06 17:47
West Linn, OR 97068	Project Manager: R. Scott Miller	

Polynuclear Aromatic Compounds and Pentachlorophenol per EPA 8270M-SIM
 TestAmerica - Portland, OR

Analyte	Method	Result	MDL*	MRL	Units	Dil	Batch	Prepared	Analyzed	Notes
PPE0352-17 (GP5-6.5)		Soil				Sampled: 05/04/06 13:45				R-05
Acenaphthene	EPA 8270m	1920	----	154	ug/kg dry	10x	6050660	05/15/06 08:39	05/23/06 23:24	
Acenaphthylene	"	ND	----	154	"	"	"	"	"	
Anthracene	"	279	----	154	"	"	"	"	"	
Benzo (a) anthracene	"	ND	----	154	"	"	"	"	"	
Benzo (a) pyrene	"	ND	----	154	"	"	"	"	"	
Benzo (b) fluoranthene	"	ND	----	154	"	"	"	"	"	
Benzo (k) fluoranthene	"	ND	----	154	"	"	"	"	"	
Benzo (ghi) perylene	"	ND	----	154	"	"	"	"	"	
Chrysene	"	ND	----	154	"	"	"	"	"	
Dibenzo (a,h) anthracene	"	ND	----	154	"	"	"	"	"	
Fluoranthene	"	873	----	154	"	"	"	"	"	
Fluorene	"	1570	----	154	"	"	"	"	"	
Indeno (1,2,3-cd) pyrene	"	ND	----	154	"	"	"	"	"	
Naphthalene	"	221	----	154	"	"	"	"	"	
Pentachlorophenol	"	ND	----	769	"	"	"	"	"	
Phenanthrene	"	4020	----	154	"	"	"	"	"	
Pyrene	"	422	----	154	"	"	"	"	"	

<i>Surrogate(s):</i>	<i>Fluorene-d10</i>	<i>91.4%</i>	<i>32 - 134 %</i>	<i>"</i>	<i>"</i>
	<i>2,4,6-Tribromophenol</i>	<i>137%</i>	<i>10 - 150 %</i>	<i>"</i>	<i>"</i>
	<i>Pyrene-d10</i>	<i>79.6%</i>	<i>41 - 152 %</i>	<i>"</i>	<i>"</i>
	<i>Benzo (a) pyrene-d12</i>	<i>103%</i>	<i>36 - 145 %</i>	<i>"</i>	<i>"</i>

PPE0352-21 (GP11-12)		Soil				Sampled: 05/04/06 14:30				R-05
Acenaphthene	EPA 8270m	113000	----	8360	ug/kg dry	400x	6050660	05/15/06 08:39	05/23/06 23:54	
Acenaphthylene	"	ND	----	8360	"	"	"	"	"	
Anthracene	"	28200	----	8360	"	"	"	"	"	
Benzo (a) anthracene	"	33600	----	8360	"	"	"	"	"	
Benzo (a) pyrene	"	20200	----	8360	"	"	"	"	"	
Benzo (b) fluoranthene	"	20200	----	8360	"	"	"	"	"	
Benzo (k) fluoranthene	"	17900	----	8360	"	"	"	"	"	
Benzo (ghi) perylene	"	ND	----	8360	"	"	"	"	"	
Chrysene	"	27000	----	8360	"	"	"	"	"	
Dibenzo (a,h) anthracene	"	ND	----	8360	"	"	"	"	"	
Fluoranthene	"	159000	----	8360	"	"	"	"	"	
Fluorene	"	91800	----	8360	"	"	"	"	"	
Indeno (1,2,3-cd) pyrene	"	ND	----	8360	"	"	"	"	"	
Naphthalene	"	292000	----	8360	"	"	"	"	"	
Pentachlorophenol	"	ND	----	41800	"	"	"	"	"	
Phenanthrene	"	294000	----	8360	"	"	"	"	"	

TestAmerica - Portland, OR

The results in this report apply to the samples analyzed in accordance with the chain of custody document. This analytical report must be reproduced in its entirety.

Sarah Rockwell

Sarah Rockwell, Project Manager



SLR-Portland	Project Name: Jeld Wen- Nord Door	Report Created:
1800 Blankenship Road Suite 440	Project Number: 008.0228.00013	05/31/06 17:47
West Linn, OR 97068	Project Manager: R. Scott Miller	

Polynuclear Aromatic Compounds and Pentachlorophenol per EPA 8270M-SIM
TestAmerica - Portland, OR

Analyte	Method	Result	MDL*	MRL	Units	Dil	Batch	Prepared	Analyzed	Notes
PPE0352-21 (GP11-12)		Soil			Sampled: 05/04/06 14:30					R-05
Pyrene	EPA 8270m	97300	----	8360	ug/kg dry	400x	6050660	05/15/06 08:39	05/23/06 23:54	
<i>Surrogate(s): Fluorene-d10</i>			NR		32 - 134 %	"			"	<i>S-01</i>
<i>2,4,6-Tribromophenol</i>			NR		10 - 150 %	"			"	<i>S-01</i>
<i>Pyrene-d10</i>			NR		41 - 152 %	"			"	<i>S-01</i>
<i>Benzo (a) pyrene-d12</i>			NR		36 - 145 %	"			"	<i>S-01</i>
PPE0352-23 (GP29-8)		Soil			Sampled: 05/04/06 14:55					
Acenaphthene	EPA 8270m	216	----	35.3	ug/kg dry	2x	6050660	05/15/06 08:39	05/24/06 00:24	
Acenaphthylene	"	58.9	----	35.3	"	"	"	"	"	
Anthracene	"	520	----	35.3	"	"	"	"	"	
Benzo (a) anthracene	"	459	----	35.3	"	"	"	"	"	
Benzo (a) pyrene	"	534	----	35.3	"	"	"	"	"	
Benzo (b) fluoranthene	"	681	----	35.3	"	"	"	"	"	
Benzo (k) fluoranthene	"	323	----	35.3	"	"	"	"	"	
Benzo (ghi) perylene	"	406	----	35.3	"	"	"	"	"	
Chrysene	"	626	----	35.3	"	"	"	"	"	
Dibenzo (a,h) anthracene	"	120	----	35.3	"	"	"	"	"	
Fluoranthene	"	1300	----	35.3	"	"	"	"	"	
Fluorene	"	253	----	35.3	"	"	"	"	"	
Indeno (1,2,3-cd) pyrene	"	347	----	35.3	"	"	"	"	"	
Naphthalene	"	360	----	35.3	"	"	"	"	"	
Pentachlorophenol	"	7400	----	3530	"	40x	"	"	05/24/06 13:26	
Phenanthrene	"	1270	----	35.3	"	2x	"	"	05/24/06 00:24	
Pyrene	"	856	----	35.3	"	"	"	"	"	
<i>Surrogate(s): Fluorene-d10</i>			94.5%		32 - 134 %	"			"	
<i>2,4,6-Tribromophenol</i>			130%		10 - 150 %	"			"	
<i>Pyrene-d10</i>			76.7%		41 - 152 %	"			"	
<i>Benzo (a) pyrene-d12</i>			90.5%		36 - 145 %	"			"	

TestAmerica - Portland, OR

The results in this report apply to the samples analyzed in accordance with the chain of custody document. This analytical report must be reproduced in its entirety.

Sarah Rockwell

Sarah Rockwell, Project Manager



SLR-Portland	Project Name: Jeld Wen- Nord Door	Report Created:
1800 Blankenship Road Suite 440	Project Number: 008.0228.00013	05/31/06 17:47
West Linn, OR 97068	Project Manager: R. Scott Miller	

Percent Dry Weight (Solids) per Standard Methods
 TestAmerica - Portland, OR

Analyte	Method	Result	MDL*	MRL	Units	Dil	Batch	Prepared	Analyzed	Notes
PPE0352-01 (GP1-6)		Soil			Sampled: 05/04/06 08:20					
% Solids	NCA SOP	45.6	----	1.00	% by Weight	1x	6050579	05/12/06 08:48	05/12/06 14:38	
PPE0352-02 (GP1-10)		Soil			Sampled: 05/04/06 08:30					
% Solids	NCA SOP	86.3	----	1.00	% by Weight	1x	6050579	05/12/06 08:48	05/12/06 14:38	
PPE0352-04 (GP2-5)		Soil			Sampled: 05/04/06 08:55					
% Solids	NCA SOP	89.8	----	1.00	% by Weight	1x	6050579	05/12/06 08:48	05/12/06 14:38	
PPE0352-07 (GP3-9)		Soil			Sampled: 05/04/06 09:50					
% Solids	NCA SOP	78.4	----	1.00	% by Weight	1x	6050579	05/12/06 08:48	05/12/06 14:38	
PPE0352-09 (GP22-6.5)		Soil			Sampled: 05/04/06 10:15					
% Solids	NCA SOP	83.4	----	1.00	% by Weight	1x	6050579	05/12/06 08:48	05/12/06 14:38	
PPE0352-13 (GP21-5)		Soil			Sampled: 05/04/06 12:25					
% Solids	NCA SOP	91.9	----	1.00	% by Weight	1x	6050579	05/12/06 08:48	05/12/06 14:38	
PPE0352-15 (GP35-7)		Soil			Sampled: 05/04/06 13:15					
% Solids	NCA SOP	89.6	----	1.00	% by Weight	1x	6050579	05/12/06 08:48	05/12/06 14:38	
PPE0352-17 (GP5-6.5)		Soil			Sampled: 05/04/06 13:45					
% Solids	NCA SOP	86.0	----	1.00	% by Weight	1x	6050579	05/12/06 08:48	05/12/06 14:38	
PPE0352-18 (GP5-12)		Soil			Sampled: 05/04/06 14:00					
% Solids	NCA SOP	85.5	----	1.00	% by Weight	1x	6050579	05/12/06 08:48	05/12/06 14:38	
PPE0352-20 (GP11-6)		Soil			Sampled: 05/04/06 14:20					
% Solids	NCA SOP	52.2	----	1.00	% by Weight	1x	6050579	05/12/06 08:48	05/12/06 14:38	
PPE0352-21 (GP11-12)		Soil			Sampled: 05/04/06 14:30					

TestAmerica - Portland, OR

The results in this report apply to the samples analyzed in accordance with the chain of custody document. This analytical report must be reproduced in its entirety.

Sarah Rockwell

Sarah Rockwell, Project Manager



SLR-Portland	Project Name: Jeld Wen- Nord Door	Report Created:
1800 Blankenship Road Suite 440	Project Number: 008.0228.00013	05/31/06 17:47
West Linn, OR 97068	Project Manager: R. Scott Miller	

Percent Dry Weight (Solids) per Standard Methods
TestAmerica - Portland, OR

Analyte	Method	Result	MDL*	MRL	Units	Dil	Batch	Prepared	Analyzed	Notes
PPE0352-21 (GP11-12)		Soil			Sampled: 05/04/06 14:30					
% Solids	NCA SOP	63.4	----	1.00	% by Weight	1x	6050579	05/12/06 08:48	05/12/06 14:38	
PPE0352-23 (GP29-8)		Soil			Sampled: 05/04/06 14:55					
% Solids	NCA SOP	75.6	----	1.00	% by Weight	1x	6050579	05/12/06 08:48	05/12/06 14:38	

TestAmerica - Portland, OR

The results in this report apply to the samples analyzed in accordance with the chain of custody document. This analytical report must be reproduced in its entirety.

Sarah Rockwell

Sarah Rockwell, Project Manager



SLR-Portland	Project Name: Jeld Wen- Nord Door	Report Created:
1800 Blankenship Road Suite 440	Project Number: 008.0228.00013	05/31/06 17:47
West Linn, OR 97068	Project Manager: R. Scott Miller	

Hydrocarbon Identification per NW-TPH Methodology - Laboratory Quality Control Results
 TestAmerica - Portland, OR

QC Batch: 6050431 **Water Preparation Method: EPA 3520/600 Series**

Analyte	Method	Result	MDL*	MRL	Units	Dil	Source Result	Spike Amt	% REC	(Limits)	% RPD	(Limits)	Analyzed	Notes
Blank (6050431-BLK1)										Extracted: 05/09/06 21:40				
Gasoline Range Hydrocarbons	NWTPH HCID	ND	---	0.250	mg/l	1x	--	--	--	--	--	--	05/10/06 17:03	
Diesel Range Hydrocarbons	"	ND	---	0.630	"	"	--	--	--	--	--	--	"	
Heavy Oil Range Hydrocarbons	"	ND	---	0.630	"	"	--	--	--	--	--	--	"	
Surrogate(s): 1-Chlorooctadecane		Recovery: 93.5%		Limits: 50-150%		"						05/10/06 17:03		

QC Batch: 6050449 **Soil Preparation Method: EPA 3550 Fuels**

Analyte	Method	Result	MDL*	MRL	Units	Dil	Source Result	Spike Amt	% REC	(Limits)	% RPD	(Limits)	Analyzed	Notes
Blank (6050449-BLK1)										Extracted: 05/10/06 12:00				
Gasoline Range Hydrocarbons	NWTPH HCID	ND	---	20.0	mg/kg wet	1x	--	--	--	--	--	--	05/11/06 00:22	
Diesel Range Hydrocarbons	"	ND	---	50.0	"	"	--	--	--	--	--	--	"	
Heavy Oil Range Hydrocarbons	"	ND	---	100	"	"	--	--	--	--	--	--	"	
Surrogate(s): 1-Chlorooctadecane		Recovery: 103%		Limits: 50-150%		"						05/11/06 00:22		

Duplicate (6050449-DUP1)										QC Source: PPE0352-01	Extracted: 05/10/06 12:00				
Gasoline Range Hydrocarbons	NWTPH HCID	ND	---	41.9	mg/kg dry	1x	ND	--	--	--	NR (50)		05/11/06 00:53		
Diesel Range Hydrocarbons	"	ND	---	105	"	"	ND	--	--	--	25.5%	"	"		
Heavy Oil Range Hydrocarbons	"	DET	---	209	"	"	237	--	--	--	0.840%	"	"	A-01	
Surrogate(s): 1-Chlorooctadecane		Recovery: 101%		Limits: 50-150%		"						05/11/06 00:53			

Duplicate (6050449-DUP2)										QC Source: PPE0352-02	Extracted: 05/10/06 12:00				
Gasoline Range Hydrocarbons	NWTPH HCID	DET	---	15.9	mg/kg dry	1x	16.7	--	--	--	23.7% (50)		05/11/06 09:53	A-01	
Diesel Range Hydrocarbons	"	DET	---	39.9	"	"	288	--	--	--	40.5%	"	"	A-01	
Heavy Oil Range Hydrocarbons	"	DET	---	79.7	"	"	1280	--	--	--	30.8%	"	"		
Surrogate(s): 1-Chlorooctadecane		Recovery: 84.5%		Limits: 50-150%		"						05/11/06 09:53			

TestAmerica - Portland, OR

The results in this report apply to the samples analyzed in accordance with the chain of custody document. This analytical report must be reproduced in its entirety.

Sarah Rockwell

Sarah Rockwell, Project Manager



SLR-Portland	Project Name: Jeld Wen- Nord Door	
1800 Blankenship Road Suite 440	Project Number: 008.0228.00013	Report Created:
West Linn, OR 97068	Project Manager: R. Scott Miller	05/31/06 17:47

Hydrocarbon Identification per NW-TPH Methodology - Laboratory Quality Control Results
TestAmerica - Portland, OR

QC Batch: 6050875 **Water Preparation Method: EPA 3510 Fuels**

Analyte	Method	Result	MDL*	MRL	Units	Dil	Source Result	Spike Amt	% REC	(Limits)	% RPD	(Limits)	Analyzed	Notes
Blank (6050875-BLK1)										Extracted: 05/18/06 17:30				
Gasoline Range Hydrocarbons	NWTPH HCID	ND	---	0.125	mg/l	1x	--	--	--	--	--	--	05/19/06 03:49	
Diesel Range Hydrocarbons	"	ND	---	0.315	"	"	--	--	--	--	--	--	"	
Heavy Oil Range Hydrocarbons	"	ND	---	0.315	"	"	--	--	--	--	--	--	"	
<i>Surrogate(s): 1-Chlorooctadecane</i>		<i>Recovery: 69.9%</i>		<i>Limits: 50-150%</i>		"						<i>05/19/06 03:49</i>		

TestAmerica - Portland, OR

The results in this report apply to the samples analyzed in accordance with the chain of custody document. This analytical report must be reproduced in its entirety.

Sarah Rockwell

Sarah Rockwell, Project Manager



SLR-Portland	Project Name: Jeld Wen- Nord Door	Report Created:
1800 Blankenship Road Suite 440	Project Number: 008.0228.00013	05/31/06 17:47
West Linn, OR 97068	Project Manager: R. Scott Miller	

Gasoline Hydrocarbons per NW TPH-Gx Method - Laboratory Quality Control Results
 TestAmerica - Portland, OR

QC Batch: 6050603 **Soil Preparation Method: EPA 5035 Modified**

Analyte	Method	Result	MDL*	MRL	Units	Dil	Source Result	Spike Amt	% REC	(Limits)	% RPD	(Limits)	Analyzed	Notes	
Blank (6050603-BLK1)							Extracted: 05/12/06 13:22								
Gasoline Range Hydrocarbons	NW TPH-Gx	ND	---	3.87	mg/kg wet	1x	--	--	--	--	--	--	05/12/06 14:13		
Surrogate(s): a,a,a-TFT		Recovery: 74.0%	Limits: 50-150%		"									05/12/06 14:13	
LCS (6050603-BS1)							Extracted: 05/12/06 13:22								
Gasoline Range Hydrocarbons	NW TPH-Gx	39.8	---	3.70	mg/kg wet	1x	--	46.2	86.1%	(70-130)	--	--	05/12/06 14:41		
Surrogate(s): a,a,a-TFT		Recovery: 81.4%	Limits: 50-150%		"									05/12/06 14:41	
Duplicate (6050603-DUP1)							QC Source: PPE0356-06		Extracted: 05/12/06 13:22						
Gasoline Range Hydrocarbons	NW TPH-Gx	1010	---	56.1	mg/kg dry	10x	1010	--	--	--	0.00% (40)		05/12/06 19:17		
Surrogate(s): a,a,a-TFT		Recovery: 167%	Limits: 50-150%		"									05/12/06 19:17	S-02
Duplicate (6050603-DUP2)							QC Source: PPE0255-17		Extracted: 05/12/06 13:22						
Gasoline Range Hydrocarbons	NW TPH-Gx	ND	---	4.35	mg/kg dry	1x	ND	--	--	--	8.41% (40)		05/12/06 22:29		
Surrogate(s): a,a,a-TFT		Recovery: 68.8%	Limits: 50-150%		"									05/12/06 22:29	
Matrix Spike (6050603-MS1)							QC Source: PPE0356-09		Extracted: 05/12/06 13:22						
Gasoline Range Hydrocarbons	NW TPH-Gx	262	---	4.81	mg/kg dry	1x	222	60.1	66.6%	(65-130)	--	--	05/12/06 17:00	Q-01	
Surrogate(s): a,a,a-TFT		Recovery: 74.3%	Limits: 50-150%		"									05/12/06 17:00	

TestAmerica - Portland, OR

The results in this report apply to the samples analyzed in accordance with the chain of custody document. This analytical report must be reproduced in its entirety.

Sarah Rockwell

Sarah Rockwell, Project Manager



SLR-Portland	Project Name: Jeld Wen- Nord Door	Report Created:
1800 Blankenship Road Suite 440	Project Number: 008.0228.00013	05/31/06 17:47
West Linn, OR 97068	Project Manager: R. Scott Miller	

Diesel and Heavy Range Hydrocarbons per NWTPH-Dx Method with Acid/Silica Gel Cleanup - Laboratory Quality Control Results
 TestAmerica - Portland, OR

QC Batch: 6050785 Soil Preparation Method: EPA 3550 Fuels

Analyte	Method	Result	MDL*	MRL	Units	Dil	Source Result	Spike Amt	% REC	(Limits)	% RPD	(Limits)	Analyzed	Notes
---------	--------	--------	------	-----	-------	-----	---------------	-----------	-------	----------	-------	----------	----------	-------

Blank (6050785-BLK1) Extracted: 05/17/06 14:30

Diesel Range Organics	NWTPH-Dx	ND	---	12.5	mg/kg wet	1x	--	--	--	(50-150)	--	--	05/18/06 15:08	
Heavy Oil Range Hydrocarbons	"	ND	---	25.0	"	"	--	--	--	"	--	--	"	
<i>Surrogate(s): 1-Chlorooctadecane</i>		<i>Recovery: 85.6%</i>		<i>Limits: 50-150%</i>		<i>"</i>							<i>05/18/06 15:08</i>	

LCS (6050785-BS1) Extracted: 05/17/06 14:30

Diesel Range Organics	NWTPH-Dx	125	---	12.5	mg/kg wet	1x	--	126	99.2%	(50-150)	--	--	05/18/06 15:41	
Heavy Oil Range Hydrocarbons	"	78.2	---	25.0	"	"	--	76.5	102%	"	--	--	"	
<i>Surrogate(s): 1-Chlorooctadecane</i>		<i>Recovery: 108%</i>		<i>Limits: 50-150%</i>		<i>"</i>							<i>05/18/06 15:41</i>	

Duplicate (6050785-DUP1) QC Source: PPE0352-09 Extracted: 05/17/06 14:30

Diesel Range Organics	NWTPH-Dx	ND	---	15.3	mg/kg dry	1x	ND	--	--	--	NR (50)		05/18/06 16:14	
Heavy Oil Range Hydrocarbons	"	ND	---	30.6	"	"	37.5	--	--	--	"		"	
<i>Surrogate(s): 1-Chlorooctadecane</i>		<i>Recovery: 114%</i>		<i>Limits: 50-150%</i>		<i>"</i>							<i>05/18/06 16:14</i>	

Duplicate (6050785-DUP2) QC Source: PPE0700-01 Extracted: 05/17/06 14:30

Diesel Range Organics	NWTPH-Dx	33.9	---	16.7	mg/kg dry	1x	23.8	--	--	--	35.0% (50)		05/18/06 16:47	
Heavy Oil Range Hydrocarbons	"	ND	---	33.4	"	"	ND	--	--	--	NR		"	
<i>Surrogate(s): 1-Chlorooctadecane</i>		<i>Recovery: 113%</i>		<i>Limits: 50-150%</i>		<i>"</i>							<i>05/18/06 16:47</i>	

Matrix Spike (6050785-MS1) QC Source: PPE0700-04 Extracted: 05/17/06 14:30

Diesel Range Organics	NWTPH-Dx	172	---	15.4	mg/kg dry	1x	ND	154	112%	(50-150)	--	--	05/18/06 17:21	
Heavy Oil Range Hydrocarbons	"	126	---	30.7	"	"	ND	94.0	134%	"	--	--	"	
<i>Surrogate(s): 1-Chlorooctadecane</i>		<i>Recovery: 118%</i>		<i>Limits: 50-150%</i>		<i>"</i>							<i>05/18/06 17:21</i>	

Matrix Spike Dup (6050785-MSD1) QC Source: PPE0700-04 Extracted: 05/17/06 14:30

Diesel Range Organics	NWTPH-Dx	169	---	15.5	mg/kg dry	1x	ND	156	108%	(50-150)	1.76% (50)		05/18/06 17:54	
Heavy Oil Range Hydrocarbons	"	132	---	31.0	"	"	ND	94.8	139%	"	4.65%	"	"	
<i>Surrogate(s): 1-Chlorooctadecane</i>		<i>Recovery: 113%</i>		<i>Limits: 50-150%</i>		<i>"</i>							<i>05/18/06 17:54</i>	

TestAmerica - Portland, OR

The results in this report apply to the samples analyzed in accordance with the chain of custody document. This analytical report must be reproduced in its entirety.

Sarah Rockwell

Sarah Rockwell, Project Manager



SLR-Portland	Project Name: Jeld Wen- Nord Door	Report Created:
1800 Blankenship Road Suite 440	Project Number: 008.0228.00013	05/31/06 17:47
West Linn, OR 97068	Project Manager: R. Scott Miller	

Volatile Organic Compounds per EPA Method 8260B - Laboratory Quality Control Results
 TestAmerica - Portland, OR

QC Batch: 6050441 **Water Preparation Method: EPA 5030B**

Analyte	Method	Result	MDL*	MRL	Units	Dil	Source Result	Spike Amt	% REC	(Limits)	% RPD	(Limits)	Analyzed	Notes
Blank (6050441-BLK1)													Extracted: 05/10/06 13:37	
Acetone	EPA 8260B	ND	---	25.0	ug/l	1x	--	--	--	--	--	--	05/10/06 17:00	
Benzene	"	ND	---	1.00	"	"	--	--	--	--	--	--	"	
Bromobenzene	"	ND	---	1.00	"	"	--	--	--	--	--	--	"	
Bromochloromethane	"	ND	---	1.00	"	"	--	--	--	--	--	--	"	
Bromodichloromethane	"	ND	---	1.00	"	"	--	--	--	--	--	--	"	
Bromoform	"	ND	---	1.00	"	"	--	--	--	--	--	--	"	
Bromomethane	"	ND	---	5.00	"	"	--	--	--	--	--	--	"	
2-Butanone (MEK)	"	ND	---	10.0	"	"	--	--	--	--	--	--	"	
n-Butylbenzene	"	ND	---	5.00	"	"	--	--	--	--	--	--	"	
sec-Butylbenzene	"	ND	---	1.00	"	"	--	--	--	--	--	--	"	
tert-Butylbenzene	"	ND	---	1.00	"	"	--	--	--	--	--	--	"	
Carbon disulfide	"	ND	---	10.0	"	"	--	--	--	--	--	--	"	
Carbon tetrachloride	"	ND	---	1.00	"	"	--	--	--	--	--	--	"	
Chlorobenzene	"	ND	---	1.00	"	"	--	--	--	--	--	--	"	
Chloroethane	"	ND	---	1.00	"	"	--	--	--	--	--	--	"	
Chloroform	"	ND	---	1.00	"	"	--	--	--	--	--	--	"	
Chloromethane	"	ND	---	5.00	"	"	--	--	--	--	--	--	"	
2-Chlorotoluene	"	ND	---	1.00	"	"	--	--	--	--	--	--	"	
4-Chlorotoluene	"	ND	---	1.00	"	"	--	--	--	--	--	--	"	
1,2-Dibromo-3-chloropropane	"	ND	---	5.00	"	"	--	--	--	--	--	--	"	
Dibromochloromethane	"	ND	---	1.00	"	"	--	--	--	--	--	--	"	
1,2-Dibromoethane	"	ND	---	1.00	"	"	--	--	--	--	--	--	"	
Dibromomethane	"	ND	---	1.00	"	"	--	--	--	--	--	--	"	
1,2-Dichlorobenzene	"	ND	---	1.00	"	"	--	--	--	--	--	--	"	
1,3-Dichlorobenzene	"	ND	---	1.00	"	"	--	--	--	--	--	--	"	
1,4-Dichlorobenzene	"	ND	---	1.00	"	"	--	--	--	--	--	--	"	
Dichlorodifluoromethane	"	ND	---	5.00	"	"	--	--	--	--	--	--	"	
1,1-Dichloroethane	"	ND	---	1.00	"	"	--	--	--	--	--	--	"	
1,2-Dichloroethane	"	ND	---	1.00	"	"	--	--	--	--	--	--	"	
1,1-Dichloroethene	"	ND	---	1.00	"	"	--	--	--	--	--	--	"	
cis-1,2-Dichloroethene	"	ND	---	1.00	"	"	--	--	--	--	--	--	"	
trans-1,2-Dichloroethene	"	ND	---	1.00	"	"	--	--	--	--	--	--	"	
1,2-Dichloropropane	"	ND	---	1.00	"	"	--	--	--	--	--	--	"	
1,3-Dichloropropane	"	ND	---	1.00	"	"	--	--	--	--	--	--	"	
2,2-Dichloropropane	"	ND	---	1.00	"	"	--	--	--	--	--	--	"	
1,1-Dichloropropene	"	ND	---	1.00	"	"	--	--	--	--	--	--	"	
cis-1,3-Dichloropropene	"	ND	---	1.00	"	"	--	--	--	--	--	--	"	
trans-1,3-Dichloropropene	"	ND	---	1.00	"	"	--	--	--	--	--	--	"	
Ethylbenzene	"	ND	---	1.00	"	"	--	--	--	--	--	--	"	

TestAmerica - Portland, OR

The results in this report apply to the samples analyzed in accordance with the chain of custody document. This analytical report must be reproduced in its entirety.

Sarah Rockwell

Sarah Rockwell, Project Manager



SLR-Portland	Project Name: Jeld Wen- Nord Door	Report Created:
1800 Blankenship Road Suite 440	Project Number: 008.0228.00013	05/31/06 17:47
West Linn, OR 97068	Project Manager: R. Scott Miller	

Volatile Organic Compounds per EPA Method 8260B - Laboratory Quality Control Results
 TestAmerica - Portland, OR

QC Batch: 6050441 **Water Preparation Method: EPA 5030B**

Analyte	Method	Result	MDL*	MRL	Units	Dil	Source Result	Spike Amt	% REC	(Limits)	% RPD	(Limits)	Analyzed	Notes
---------	--------	--------	------	-----	-------	-----	---------------	-----------	-------	----------	-------	----------	----------	-------

Blank (6050441-BLK1)													Extracted: 05/10/06 13:37	
Hexachlorobutadiene	EPA 8260B	ND	---	4.00	ug/l	1x	--	--	--	--	--	--	05/10/06 17:00	
2-Hexanone	"	ND	---	10.0	"	"	--	--	--	--	--	--	"	
Isopropylbenzene	"	ND	---	2.00	"	"	--	--	--	--	--	--	"	
p-Isopropyltoluene	"	ND	---	2.00	"	"	--	--	--	--	--	--	"	
4-Methyl-2-pentanone	"	ND	---	5.00	"	"	--	--	--	--	--	--	"	
Methyl tert-butyl ether	"	ND	---	1.00	"	"	--	--	--	--	--	--	"	
Methylene chloride	"	ND	---	5.00	"	"	--	--	--	--	--	--	"	
Naphthalene	"	ND	---	2.00	"	"	--	--	--	--	--	--	"	
n-Propylbenzene	"	ND	---	1.00	"	"	--	--	--	--	--	--	"	
Styrene	"	ND	---	1.00	"	"	--	--	--	--	--	--	"	
1,1,1,2-Tetrachloroethane	"	ND	---	1.00	"	"	--	--	--	--	--	--	"	
1,1,2,2-Tetrachloroethane	"	ND	---	1.00	"	"	--	--	--	--	--	--	"	
Tetrachloroethene	"	ND	---	1.00	"	"	--	--	--	--	--	--	"	
Toluene	"	ND	---	1.00	"	"	--	--	--	--	--	--	"	
1,2,3-Trichlorobenzene	"	ND	---	1.00	"	"	--	--	--	--	--	--	"	
1,2,4-Trichlorobenzene	"	ND	---	1.00	"	"	--	--	--	--	--	--	"	
1,1,1-Trichloroethane	"	ND	---	1.00	"	"	--	--	--	--	--	--	"	
1,1,2-Trichloroethane	"	ND	---	1.00	"	"	--	--	--	--	--	--	"	
Trichloroethene	"	ND	---	1.00	"	"	--	--	--	--	--	--	"	
Trichlorofluoromethane	"	ND	---	1.00	"	"	--	--	--	--	--	--	"	
1,2,3-Trichloropropane	"	ND	---	1.00	"	"	--	--	--	--	--	--	"	
1,2,4-Trimethylbenzene	"	ND	---	1.00	"	"	--	--	--	--	--	--	"	
1,3,5-Trimethylbenzene	"	ND	---	1.00	"	"	--	--	--	--	--	--	"	
Vinyl chloride	"	ND	---	1.00	"	"	--	--	--	--	--	--	"	
o-Xylene	"	ND	---	1.00	"	"	--	--	--	--	--	--	"	
m,p-Xylene	"	ND	---	2.00	"	"	--	--	--	--	--	--	"	
Surrogate(s): 4-BFB		Recovery: 85.0%		Limits: 80-120%		"							05/10/06 17:00	
1,2-DCA-d4		104%		80-120%		"							"	
Dibromofluoromethane		97.5%		80-120%		"							"	
Toluene-d8		96.0%		80-120%		"							"	

Sarah Rockwell

Sarah Rockwell, Project Manager



SLR-Portland	Project Name: Jeld Wen- Nord Door	Report Created:
1800 Blankenship Road Suite 440	Project Number: 008.0228.00013	05/31/06 17:47
West Linn, OR 97068	Project Manager: R. Scott Miller	

Volatile Organic Compounds per EPA Method 8260B - Laboratory Quality Control Results
TestAmerica - Portland, OR

QC Batch: 6050441 Water Preparation Method: EPA 5030B

Analyte	Method	Result	MDL*	MRL	Units	Dil	Source Result	Spike Amt	% REC	(Limits)	% RPD	(Limits)	Analyzed	Notes
LCS (6050441-BS1)													Extracted: 05/10/06 13:37	
Benzene	EPA 8260B	21.4	---	1.00	ug/l	1x	--	20.0	107%	(80-120)	--	--	05/10/06 15:14	
Chlorobenzene	"	19.8	---	1.00	"	"	--	"	99.0%	(80-124)	--	--	"	
1,1-Dichloroethene	"	20.6	---	1.00	"	"	--	"	103%	(78-120)	--	--	"	
Toluene	"	20.9	---	1.00	"	"	--	"	104%	(80-124)	--	--	"	
Trichloroethene	"	20.9	---	1.00	"	"	--	"	104%	(80-132)	--	--	"	
<i>Surrogate(s): 4-BFB</i>		<i>Recovery: 102%</i>		<i>Limits: 80-120%</i>		<i>"</i>						<i>05/10/06 15:14</i>		
<i>1,2-DCA-d4</i>		<i>98.5%</i>		<i>80-120%</i>		<i>"</i>						<i>"</i>		
<i>Dibromofluoromethane</i>		<i>96.5%</i>		<i>80-120%</i>		<i>"</i>						<i>"</i>		
<i>Toluene-d8</i>		<i>102%</i>		<i>80-120%</i>		<i>"</i>						<i>"</i>		

Matrix Spike (6050441-MS1)													QC Source: PPE0401-01		Extracted: 05/10/06 13:37	
Benzene	EPA 8260B	21.4	---	1.00	ug/l	1x	ND	20.0	107%	(80-124)	--	--	05/10/06 15:41			
Chlorobenzene	"	19.6	---	1.00	"	"	ND	"	98.0%	(72.9-134)	--	--	"			
1,1-Dichloroethene	"	21.1	---	1.00	"	"	ND	"	106%	(79.3-127)	--	--	"			
Toluene	"	20.0	---	1.00	"	"	ND	"	100%	(79.7-131)	--	--	"			
Trichloroethene	"	20.0	---	1.00	"	"	ND	"	100%	(68.4-130)	--	--	"			
<i>Surrogate(s): 4-BFB</i>		<i>Recovery: 99.0%</i>		<i>Limits: 80-120%</i>		<i>"</i>						<i>05/10/06 15:41</i>				
<i>1,2-DCA-d4</i>		<i>99.0%</i>		<i>80-120%</i>		<i>"</i>						<i>"</i>				
<i>Dibromofluoromethane</i>		<i>97.0%</i>		<i>80-120%</i>		<i>"</i>						<i>"</i>				
<i>Toluene-d8</i>		<i>98.0%</i>		<i>80-120%</i>		<i>"</i>						<i>"</i>				

Matrix Spike Dup (6050441-MSD1)													QC Source: PPE0401-01		Extracted: 05/10/06 13:37	
Benzene	EPA 8260B	21.6	---	1.00	ug/l	1x	ND	20.0	108%	(80-124)	0.930% (25)		05/10/06 16:07			
Chlorobenzene	"	20.0	---	1.00	"	"	ND	"	100%	(72.9-134)	2.02%	"	"			
1,1-Dichloroethene	"	20.9	---	1.00	"	"	ND	"	104%	(79.3-127)	0.952%	"	"			
Toluene	"	20.1	---	1.00	"	"	ND	"	100%	(79.7-131)	0.499%	"	"			
Trichloroethene	"	20.2	---	1.00	"	"	ND	"	101%	(68.4-130)	0.995%	"	"			
<i>Surrogate(s): 4-BFB</i>		<i>Recovery: 98.5%</i>		<i>Limits: 80-120%</i>		<i>"</i>						<i>05/10/06 16:07</i>				
<i>1,2-DCA-d4</i>		<i>98.5%</i>		<i>80-120%</i>		<i>"</i>						<i>"</i>				
<i>Dibromofluoromethane</i>		<i>96.5%</i>		<i>80-120%</i>		<i>"</i>						<i>"</i>				
<i>Toluene-d8</i>		<i>97.5%</i>		<i>80-120%</i>		<i>"</i>						<i>"</i>				

TestAmerica - Portland, OR

The results in this report apply to the samples analyzed in accordance with the chain of custody document. This analytical report must be reproduced in its entirety.

Sarah Rockwell

Sarah Rockwell, Project Manager



SLR-Portland	Project Name: Jeld Wen- Nord Door	Report Created:
1800 Blankenship Road Suite 440	Project Number: 008.0228.00013	05/31/06 17:47
West Linn, OR 97068	Project Manager: R. Scott Miller	

Volatile Organic Compounds per EPA Method 8260B - Laboratory Quality Control Results
 TestAmerica - Portland, OR

QC Batch: 6050568 **Water Preparation Method: EPA 5030B**

Analyte	Method	Result	MDL*	MRL	Units	Dil	Source Result	Spike Amt	% REC	(Limits)	% RPD	(Limits)	Analyzed	Notes
Blank (6050568-BLK1)										Extracted: 05/12/06 07:43				
Acetone	EPA 8260B	ND	---	25.0	ug/l	1x	--	--	--	--	--	--	05/12/06 10:31	
Benzene	"	ND	---	1.00	"	"	--	--	--	--	--	--	"	
Bromobenzene	"	ND	---	1.00	"	"	--	--	--	--	--	--	"	
Bromochloromethane	"	ND	---	1.00	"	"	--	--	--	--	--	--	"	
Bromodichloromethane	"	ND	---	1.00	"	"	--	--	--	--	--	--	"	
Bromoform	"	ND	---	1.00	"	"	--	--	--	--	--	--	"	
Bromomethane	"	ND	---	5.00	"	"	--	--	--	--	--	--	"	
2-Butanone (MEK)	"	ND	---	10.0	"	"	--	--	--	--	--	--	"	
n-Butylbenzene	"	ND	---	5.00	"	"	--	--	--	--	--	--	"	
sec-Butylbenzene	"	ND	---	1.00	"	"	--	--	--	--	--	--	"	
tert-Butylbenzene	"	ND	---	1.00	"	"	--	--	--	--	--	--	"	
Carbon disulfide	"	ND	---	10.0	"	"	--	--	--	--	--	--	"	
Carbon tetrachloride	"	ND	---	1.00	"	"	--	--	--	--	--	--	"	
Chlorobenzene	"	ND	---	1.00	"	"	--	--	--	--	--	--	"	
Chloroethane	"	ND	---	1.00	"	"	--	--	--	--	--	--	"	
Chloroform	"	ND	---	1.00	"	"	--	--	--	--	--	--	"	
Chloromethane	"	ND	---	5.00	"	"	--	--	--	--	--	--	"	
2-Chlorotoluene	"	ND	---	1.00	"	"	--	--	--	--	--	--	"	
4-Chlorotoluene	"	ND	---	1.00	"	"	--	--	--	--	--	--	"	
1,2-Dibromo-3-chloropropane	"	ND	---	5.00	"	"	--	--	--	--	--	--	"	
Dibromochloromethane	"	ND	---	1.00	"	"	--	--	--	--	--	--	"	
1,2-Dibromoethane	"	ND	---	1.00	"	"	--	--	--	--	--	--	"	
Dibromomethane	"	ND	---	1.00	"	"	--	--	--	--	--	--	"	
1,2-Dichlorobenzene	"	ND	---	1.00	"	"	--	--	--	--	--	--	"	
1,3-Dichlorobenzene	"	ND	---	1.00	"	"	--	--	--	--	--	--	"	
1,4-Dichlorobenzene	"	ND	---	1.00	"	"	--	--	--	--	--	--	"	
Dichlorodifluoromethane	"	ND	---	5.00	"	"	--	--	--	--	--	--	"	
1,1-Dichloroethane	"	ND	---	1.00	"	"	--	--	--	--	--	--	"	
1,2-Dichloroethane	"	ND	---	1.00	"	"	--	--	--	--	--	--	"	
1,1-Dichloroethene	"	ND	---	1.00	"	"	--	--	--	--	--	--	"	
cis-1,2-Dichloroethene	"	ND	---	1.00	"	"	--	--	--	--	--	--	"	
trans-1,2-Dichloroethene	"	ND	---	1.00	"	"	--	--	--	--	--	--	"	
1,2-Dichloropropane	"	ND	---	1.00	"	"	--	--	--	--	--	--	"	
1,3-Dichloropropane	"	ND	---	1.00	"	"	--	--	--	--	--	--	"	
2,2-Dichloropropane	"	ND	---	1.00	"	"	--	--	--	--	--	--	"	
1,1-Dichloropropene	"	ND	---	1.00	"	"	--	--	--	--	--	--	"	
cis-1,3-Dichloropropene	"	ND	---	1.00	"	"	--	--	--	--	--	--	"	
trans-1,3-Dichloropropene	"	ND	---	1.00	"	"	--	--	--	--	--	--	"	
Ethylbenzene	"	ND	---	1.00	"	"	--	--	--	--	--	--	"	

TestAmerica - Portland, OR

The results in this report apply to the samples analyzed in accordance with the chain of custody document. This analytical report must be reproduced in its entirety.

Sarah Rockwell

Sarah Rockwell, Project Manager



SLR-Portland	Project Name: Jeld Wen- Nord Door	Report Created:
1800 Blankenship Road Suite 440	Project Number: 008.0228.00013	05/31/06 17:47
West Linn, OR 97068	Project Manager: R. Scott Miller	

Volatile Organic Compounds per EPA Method 8260B - Laboratory Quality Control Results
 TestAmerica - Portland, OR

QC Batch: 6050568 **Water Preparation Method: EPA 5030B**

Analyte	Method	Result	MDL*	MRL	Units	Dil	Source Result	Spike Amt	% REC	(Limits)	% RPD	(Limits)	Analyzed	Notes
---------	--------	--------	------	-----	-------	-----	---------------	-----------	-------	----------	-------	----------	----------	-------

Blank (6050568-BLK1)													Extracted: 05/12/06 07:43	
Hexachlorobutadiene	EPA 8260B	ND	---	4.00	ug/l	1x	--	--	--	--	--	--	05/12/06 10:31	
2-Hexanone	"	ND	---	10.0	"	"	--	--	--	--	--	--	"	
Isopropylbenzene	"	ND	---	2.00	"	"	--	--	--	--	--	--	"	
p-Isopropyltoluene	"	ND	---	2.00	"	"	--	--	--	--	--	--	"	
4-Methyl-2-pentanone	"	ND	---	5.00	"	"	--	--	--	--	--	--	"	
Methyl tert-butyl ether	"	ND	---	1.00	"	"	--	--	--	--	--	--	"	
Methylene chloride	"	ND	---	5.00	"	"	--	--	--	--	--	--	"	
Naphthalene	"	ND	---	2.00	"	"	--	--	--	--	--	--	"	
n-Propylbenzene	"	ND	---	1.00	"	"	--	--	--	--	--	--	"	
Styrene	"	ND	---	1.00	"	"	--	--	--	--	--	--	"	
1,1,1,2-Tetrachloroethane	"	ND	---	1.00	"	"	--	--	--	--	--	--	"	
1,1,2,2-Tetrachloroethane	"	ND	---	1.00	"	"	--	--	--	--	--	--	"	
Tetrachloroethene	"	ND	---	1.00	"	"	--	--	--	--	--	--	"	
Toluene	"	ND	---	1.00	"	"	--	--	--	--	--	--	"	
1,2,3-Trichlorobenzene	"	ND	---	1.00	"	"	--	--	--	--	--	--	"	
1,2,4-Trichlorobenzene	"	ND	---	1.00	"	"	--	--	--	--	--	--	"	
1,1,1-Trichloroethane	"	ND	---	1.00	"	"	--	--	--	--	--	--	"	
1,1,2-Trichloroethane	"	ND	---	1.00	"	"	--	--	--	--	--	--	"	
Trichloroethene	"	ND	---	1.00	"	"	--	--	--	--	--	--	"	
Trichlorofluoromethane	"	ND	---	1.00	"	"	--	--	--	--	--	--	"	
1,2,3-Trichloropropane	"	ND	---	1.00	"	"	--	--	--	--	--	--	"	
1,2,4-Trimethylbenzene	"	ND	---	1.00	"	"	--	--	--	--	--	--	"	
1,3,5-Trimethylbenzene	"	ND	---	1.00	"	"	--	--	--	--	--	--	"	
Vinyl chloride	"	ND	---	1.00	"	"	--	--	--	--	--	--	"	
o-Xylene	"	ND	---	1.00	"	"	--	--	--	--	--	--	"	
m,p-Xylene	"	ND	---	2.00	"	"	--	--	--	--	--	--	"	
Surrogate(s): 4-BFB	Recovery:	90.0%	Limits:	80-120%	"								05/12/06 10:31	
1,2-DCA-d4	100%	80-120%	"										"	
Dibromofluoromethane	98.0%	80-120%	"										"	
Toluene-d8	97.0%	80-120%	"										"	

Sarah Rockwell

Sarah Rockwell, Project Manager



SLR-Portland	Project Name: Jeld Wen- Nord Door	Report Created:
1800 Blankenship Road Suite 440	Project Number: 008.0228.00013	05/31/06 17:47
West Linn, OR 97068	Project Manager: R. Scott Miller	

Volatile Organic Compounds per EPA Method 8260B - Laboratory Quality Control Results
 TestAmerica - Portland, OR

QC Batch: 6050568 **Water Preparation Method: EPA 5030B**

Analyte	Method	Result	MDL*	MRL	Units	Dil	Source Result	Spike Amt	% REC	(Limits)	% RPD	(Limits)	Analyzed	Notes
LCS (6050568-BS1)													Extracted: 05/12/06 07:43	
Benzene	EPA 8260B	21.1	---	1.00	ug/l	1x	--	20.0	106%	(80-120)	--	--	05/12/06 08:44	
Chlorobenzene	"	20.6	---	1.00	"	"	--	"	103%	(80-124)	--	--	"	
1,1-Dichloroethene	"	21.0	---	1.00	"	"	--	"	105%	(78-120)	--	--	"	
Toluene	"	21.3	---	1.00	"	"	--	"	106%	(80-124)	--	--	"	
Trichloroethene	"	20.3	---	1.00	"	"	--	"	102%	(80-132)	--	--	"	
<i>Surrogate(s): 4-BFB</i>		<i>Recovery: 109%</i>		<i>Limits: 80-120%</i>		<i>"</i>						<i>05/12/06 08:44</i>		
<i>1,2-DCA-d4</i>		<i>96.0%</i>		<i>80-120%</i>		<i>"</i>						<i>"</i>		
<i>Dibromofluoromethane</i>		<i>97.5%</i>		<i>80-120%</i>		<i>"</i>						<i>"</i>		
<i>Toluene-d8</i>		<i>101%</i>		<i>80-120%</i>		<i>"</i>						<i>"</i>		

Matrix Spike (6050568-MS1)													QC Source: PPE0416-01		Extracted: 05/12/06 07:43	
Benzene	EPA 8260B	21.2	---	1.00	ug/l	1x	0.620	20.0	103%	(80-124)	--	--	05/12/06 09:11			
Chlorobenzene	"	19.8	---	1.00	"	"	ND	"	99.0%	(72.9-134)	--	--	"			
1,1-Dichloroethene	"	19.7	---	1.00	"	"	ND	"	98.5%	(79.3-127)	--	--	"			
Toluene	"	18.6	---	1.00	"	"	ND	"	93.0%	(79.7-131)	--	--	"			
Trichloroethene	"	19.8	---	1.00	"	"	ND	"	99.0%	(68.4-130)	--	--	"			
<i>Surrogate(s): 4-BFB</i>		<i>Recovery: 104%</i>		<i>Limits: 80-120%</i>		<i>"</i>						<i>05/12/06 09:11</i>				
<i>1,2-DCA-d4</i>		<i>96.0%</i>		<i>80-120%</i>		<i>"</i>						<i>"</i>				
<i>Dibromofluoromethane</i>		<i>98.0%</i>		<i>80-120%</i>		<i>"</i>						<i>"</i>				
<i>Toluene-d8</i>		<i>96.5%</i>		<i>80-120%</i>		<i>"</i>						<i>"</i>				

Matrix Spike Dup (6050568-MSD1)													QC Source: PPE0416-01		Extracted: 05/12/06 07:43	
Benzene	EPA 8260B	21.9	---	1.00	ug/l	1x	0.620	20.0	106%	(80-124)	3.25% (25)		05/12/06 09:37			
Chlorobenzene	"	20.7	---	1.00	"	"	ND	"	104%	(72.9-134)	4.44%	"	"			
1,1-Dichloroethene	"	20.7	---	1.00	"	"	ND	"	104%	(79.3-127)	4.95%	"	"			
Toluene	"	19.7	---	1.00	"	"	ND	"	98.5%	(79.7-131)	5.74%	"	"			
Trichloroethene	"	20.3	---	1.00	"	"	ND	"	102%	(68.4-130)	2.49%	"	"			
<i>Surrogate(s): 4-BFB</i>		<i>Recovery: 103%</i>		<i>Limits: 80-120%</i>		<i>"</i>						<i>05/12/06 09:37</i>				
<i>1,2-DCA-d4</i>		<i>95.0%</i>		<i>80-120%</i>		<i>"</i>						<i>"</i>				
<i>Dibromofluoromethane</i>		<i>97.0%</i>		<i>80-120%</i>		<i>"</i>						<i>"</i>				
<i>Toluene-d8</i>		<i>97.5%</i>		<i>80-120%</i>		<i>"</i>						<i>"</i>				

TestAmerica - Portland, OR

The results in this report apply to the samples analyzed in accordance with the chain of custody document. This analytical report must be reproduced in its entirety.

Sarah Rockwell

Sarah Rockwell, Project Manager



SLR-Portland	Project Name: Jeld Wen- Nord Door	Report Created:
1800 Blankenship Road Suite 440	Project Number: 008.0228.00013	05/31/06 17:47
West Linn, OR 97068	Project Manager: R. Scott Miller	

Volatile Organic Compounds per EPA Method 8260B - Laboratory Quality Control Results
 TestAmerica - Portland, OR

QC Batch: 6050659 **Soil Preparation Method: EPA 5035 Modified**

Analyte	Method	Result	MDL*	MRL	Units	Dil	Source Result	Spike Amt	% REC	(Limits)	% RPD	(Limits)	Analyzed	Notes
Blank (6050659-BLK1)										Extracted: 05/15/06 09:15				
Acetone	EPA 8260B	ND	---	2500	ug/kg wet	1x	--	--	--	--	--	--	05/16/06 19:43	
Benzene	"	ND	---	20.0	"	"	--	--	--	--	--	--	"	
Bromobenzene	"	ND	---	99.8	"	"	--	--	--	--	--	--	"	
Bromochloromethane	"	ND	---	99.8	"	"	--	--	--	--	--	--	"	
Bromodichloromethane	"	ND	---	99.8	"	"	--	--	--	--	--	--	"	
Bromoform	"	ND	---	99.8	"	"	--	--	--	--	--	--	"	
Bromomethane	"	ND	---	499	"	"	--	--	--	--	--	--	"	
2-Butanone (MEK)	"	ND	---	998	"	"	--	--	--	--	--	--	"	
n-Butylbenzene	"	ND	---	499	"	"	--	--	--	--	--	--	"	
sec-Butylbenzene	"	ND	---	99.8	"	"	--	--	--	--	--	--	"	
tert-Butylbenzene	"	ND	---	99.8	"	"	--	--	--	--	--	--	"	
Carbon disulfide	"	ND	---	998	"	"	--	--	--	--	--	--	"	
Carbon tetrachloride	"	ND	---	99.8	"	"	--	--	--	--	--	--	"	
Chlorobenzene	"	ND	---	99.8	"	"	--	--	--	--	--	--	"	
Chloroethane	"	ND	---	99.8	"	"	--	--	--	--	--	--	"	
Chloroform	"	ND	---	99.8	"	"	--	--	--	--	--	--	"	
Chloromethane	"	ND	---	499	"	"	--	--	--	--	--	--	"	
2-Chlorotoluene	"	ND	---	99.8	"	"	--	--	--	--	--	--	"	
4-Chlorotoluene	"	ND	---	99.8	"	"	--	--	--	--	--	--	"	
1,2-Dibromo-3-chloropropane	"	ND	---	499	"	"	--	--	--	--	--	--	"	
Dibromochloromethane	"	ND	---	99.8	"	"	--	--	--	--	--	--	"	
1,2-Dibromoethane	"	ND	---	99.8	"	"	--	--	--	--	--	--	"	
Dibromomethane	"	ND	---	99.8	"	"	--	--	--	--	--	--	"	
1,2-Dichlorobenzene	"	ND	---	99.8	"	"	--	--	--	--	--	--	"	
1,3-Dichlorobenzene	"	ND	---	99.8	"	"	--	--	--	--	--	--	"	
1,4-Dichlorobenzene	"	ND	---	99.8	"	"	--	--	--	--	--	--	"	
Dichlorodifluoromethane	"	ND	---	499	"	"	--	--	--	--	--	--	"	
1,1-Dichloroethane	"	ND	---	99.8	"	"	--	--	--	--	--	--	"	
1,2-Dichloroethane	"	ND	---	99.8	"	"	--	--	--	--	--	--	"	
1,1-Dichloroethene	"	ND	---	99.8	"	"	--	--	--	--	--	--	"	
cis-1,2-Dichloroethene	"	ND	---	99.8	"	"	--	--	--	--	--	--	"	
trans-1,2-Dichloroethene	"	ND	---	99.8	"	"	--	--	--	--	--	--	"	
1,2-Dichloropropane	"	ND	---	99.8	"	"	--	--	--	--	--	--	"	
1,3-Dichloropropane	"	ND	---	99.8	"	"	--	--	--	--	--	--	"	
2,2-Dichloropropane	"	ND	---	99.8	"	"	--	--	--	--	--	--	"	
1,1-Dichloropropene	"	ND	---	99.8	"	"	--	--	--	--	--	--	"	
cis-1,3-Dichloropropene	"	ND	---	99.8	"	"	--	--	--	--	--	--	"	
trans-1,3-Dichloropropene	"	ND	---	99.8	"	"	--	--	--	--	--	--	"	
Ethylbenzene	"	ND	---	99.8	"	"	--	--	--	--	--	--	"	

TestAmerica - Portland, OR

The results in this report apply to the samples analyzed in accordance with the chain of custody document. This analytical report must be reproduced in its entirety.

Sarah Rockwell

Sarah Rockwell, Project Manager



SLR-Portland	Project Name: Jeld Wen- Nord Door	Report Created:
1800 Blankenship Road Suite 440	Project Number: 008.0228.00013	05/31/06 17:47
West Linn, OR 97068	Project Manager: R. Scott Miller	

Volatile Organic Compounds per EPA Method 8260B - Laboratory Quality Control Results
TestAmerica - Portland, OR

QC Batch: 6050659 **Soil Preparation Method: EPA 5035 Modified**

Analyte	Method	Result	MDL*	MRL	Units	Dil	Source Result	Spike Amt	% REC	(Limits)	% RPD	(Limits)	Analyzed	Notes
---------	--------	--------	------	-----	-------	-----	---------------	-----------	-------	----------	-------	----------	----------	-------

Blank (6050659-BLK1)

Extracted: 05/15/06 09:15

Hexachlorobutadiene	EPA 8260B	ND	---	399	ug/kg wet	1x	--	--	--	--	--	--	05/16/06 19:43	
2-Hexanone	"	ND	---	998	"	"	--	--	--	--	--	--	"	
Isopropylbenzene	"	ND	---	200	"	"	--	--	--	--	--	--	"	
p-Isopropyltoluene	"	ND	---	200	"	"	--	--	--	--	--	--	"	
4-Methyl-2-pentanone	"	ND	---	499	"	"	--	--	--	--	--	--	"	
Methyl tert-butyl ether	"	ND	---	99.8	"	"	--	--	--	--	--	--	"	
Methylene chloride	"	ND	---	499	"	"	--	--	--	--	--	--	"	
Naphthalene	"	ND	---	200	"	"	--	--	--	--	--	--	"	
n-Propylbenzene	"	ND	---	99.8	"	"	--	--	--	--	--	--	"	
Styrene	"	ND	---	99.8	"	"	--	--	--	--	--	--	"	
1,1,1,2-Tetrachloroethane	"	ND	---	99.8	"	"	--	--	--	--	--	--	"	
1,1,2,2-Tetrachloroethane	"	ND	---	99.8	"	"	--	--	--	--	--	--	"	
Tetrachloroethene	"	ND	---	99.8	"	"	--	--	--	--	--	--	"	
Toluene	"	ND	---	99.8	"	"	--	--	--	--	--	--	"	
1,2,3-Trichlorobenzene	"	ND	---	99.8	"	"	--	--	--	--	--	--	"	
1,2,4-Trichlorobenzene	"	ND	---	99.8	"	"	--	--	--	--	--	--	"	
1,1,1-Trichloroethane	"	ND	---	99.8	"	"	--	--	--	--	--	--	"	
1,1,2-Trichloroethane	"	ND	---	99.8	"	"	--	--	--	--	--	--	"	
Trichloroethene	"	ND	---	99.8	"	"	--	--	--	--	--	--	"	
Trichlorofluoromethane	"	ND	---	99.8	"	"	--	--	--	--	--	--	"	
1,2,3-Trichloropropane	"	ND	---	99.8	"	"	--	--	--	--	--	--	"	
1,2,4-Trimethylbenzene	"	ND	---	99.8	"	"	--	--	--	--	--	--	"	
1,3,5-Trimethylbenzene	"	ND	---	99.8	"	"	--	--	--	--	--	--	"	
Vinyl chloride	"	ND	---	99.8	"	"	--	--	--	--	--	--	"	
o-Xylene	"	ND	---	99.8	"	"	--	--	--	--	--	--	"	
m,p-Xylene	"	ND	---	200	"	"	--	--	--	--	--	--	"	

Surrogate(s): 4-BFB	Recovery: 108%	Limits: 75-125%	0.01x	05/16/06 19:43
1,2-DCA-d4	96.5%	75-125%	"	"
Dibromofluoromethane	98.5%	75-125%	"	"
Toluene-d8	102%	75-125%	"	"

TestAmerica - Portland, OR

The results in this report apply to the samples analyzed in accordance with the chain of custody document. This analytical report must be reproduced in its entirety.

Sarah Rockwell

Sarah Rockwell, Project Manager



SLR-Portland	Project Name: Jeld Wen- Nord Door	Report Created:
1800 Blankenship Road Suite 440	Project Number: 008.0228.00013	05/31/06 17:47
West Linn, OR 97068	Project Manager: R. Scott Miller	

Volatile Organic Compounds per EPA Method 8260B - Laboratory Quality Control Results
 TestAmerica - Portland, OR

QC Batch: 6050659 **Soil Preparation Method: EPA 5035 Modified**

Analyte	Method	Result	MDL*	MRL	Units	Dil	Source Result	Spike Amt	% REC	(Limits)	% RPD	(Limits)	Analyzed	Notes
LCS (6050659-BS1)													Extracted: 05/15/06 09:15	
Benzene	EPA 8260B	2080	---	19.9	ug/kg wet	1x	--	1990	105%	(81.9-125)	--	--	05/16/06 16:03	
Chlorobenzene	"	2030	---	99.4	"	"	--	"	102%	(79.2-125)	--	--	"	
1,1-Dichloroethene	"	2090	---	99.4	"	"	--	"	105%	(66.1-125)	--	--	"	
Toluene	"	2120	---	99.4	"	"	--	"	107%	(80-125)	--	--	"	
Trichloroethene	"	2030	---	99.4	"	"	--	"	102%	(76-125)	--	--	"	
<i>Surrogate(s): 4-BFB</i>		<i>Recovery:</i>	<i>110%</i>	<i>Limits: 75-125% 0.01x</i>								<i>05/16/06 16:03</i>		
<i>1,2-DCA-d4</i>			<i>112%</i>	<i>75-125% "</i>								<i>"</i>		
<i>Dibromofluoromethane</i>			<i>111%</i>	<i>75-125% "</i>								<i>"</i>		
<i>Toluene-d8</i>			<i>109%</i>	<i>75-125% "</i>								<i>"</i>		

Matrix Spike (6050659-MS1)													QC Source: PPE0248-01		Extracted: 05/15/06 09:15	
Benzene	EPA 8260B	2340	---	23.0	ug/kg dry	1x	ND	2300	102%	(68.5-125)	--	--	05/16/06 16:31			
Chlorobenzene	"	2240	---	115	"	"	ND	"	97.4%	(65.9-125)	--	--	"			
1,1-Dichloroethene	"	2330	---	115	"	"	ND	"	101%	(55.8-125)	--	--	"			
Toluene	"	2350	---	115	"	"	10.4	"	102%	(70.3-125)	--	--	"			
Trichloroethene	"	2280	---	115	"	"	ND	"	99.1%	(65.5-125)	--	--	"			
<i>Surrogate(s): 4-BFB</i>		<i>Recovery:</i>	<i>105%</i>	<i>Limits: 75-125% 0.01x</i>								<i>05/16/06 16:31</i>				
<i>1,2-DCA-d4</i>			<i>101%</i>	<i>75-125% "</i>								<i>"</i>				
<i>Dibromofluoromethane</i>			<i>99.6%</i>	<i>75-125% "</i>								<i>"</i>				
<i>Toluene-d8</i>			<i>102%</i>	<i>75-125% "</i>								<i>"</i>				

Matrix Spike Dup (6050659-MSD1)													QC Source: PPE0248-01		Extracted: 05/15/06 09:15	
Benzene	EPA 8260B	2250	---	23.0	ug/kg dry	1x	ND	2300	97.8%	(68.5-125)	3.92%	(25)	05/16/06 16:59			
Chlorobenzene	"	2200	---	115	"	"	ND	"	95.7%	(65.9-125)	1.80%	"	"			
1,1-Dichloroethene	"	2310	---	115	"	"	ND	"	100%	(55.8-125)	0.862%	"	"			
Toluene	"	2310	---	115	"	"	10.4	"	100%	(70.3-125)	1.72%	"	"			
Trichloroethene	"	2270	---	115	"	"	ND	"	98.7%	(65.5-125)	0.440%	"	"			
<i>Surrogate(s): 4-BFB</i>		<i>Recovery:</i>	<i>104%</i>	<i>Limits: 75-125% 0.01x</i>								<i>05/16/06 16:59</i>				
<i>1,2-DCA-d4</i>			<i>96.5%</i>	<i>75-125% "</i>								<i>"</i>				
<i>Dibromofluoromethane</i>			<i>99.1%</i>	<i>75-125% "</i>								<i>"</i>				
<i>Toluene-d8</i>			<i>101%</i>	<i>75-125% "</i>								<i>"</i>				

Sarah Rockwell

Sarah Rockwell, Project Manager



SLR-Portland	Project Name: Jeld Wen- Nord Door	Report Created:
1800 Blankenship Road Suite 440	Project Number: 008.0228.00013	05/31/06 17:47
West Linn, OR 97068	Project Manager: R. Scott Miller	

Semivolatile Organic Compounds per EPA Method 8270C - Laboratory Quality Control Results
TestAmerica - Portland, OR

QC Batch: 6050514 **Water Preparation Method: EPA 3520/600 Series**

Analyte	Method	Result	MDL*	MRL	Units	Dil	Source Result	Spike Amt	% REC	(Limits)	% RPD	(Limits)	Analyzed	Notes
Blank (6050514-BLK1)										Extracted: 05/11/06 11:15				
Carbazole	EPA 8270C	ND	---	5.00	ug/l	1x	--	--	--	--	--	--	05/24/06 00:27	
Acenaphthene	"	ND	---	5.00	"	"	--	--	--	--	--	--	"	
Acenaphthylene	"	ND	---	5.00	"	"	--	--	--	--	--	--	"	
Anthracene	"	ND	---	5.00	"	"	--	--	--	--	--	--	"	
Benzo (a) anthracene	"	ND	---	5.00	"	"	--	--	--	--	--	--	"	
Benzo (a) pyrene	"	ND	---	5.00	"	"	--	--	--	--	--	--	"	
Benzo (b) fluoranthene	"	ND	---	5.00	"	"	--	--	--	--	--	--	"	
Benzo (ghi) perylene	"	ND	---	5.00	"	"	--	--	--	--	--	--	"	
Benzo (k) fluoranthene	"	ND	---	5.00	"	"	--	--	--	--	--	--	"	
Benzoic Acid	"	ND	---	50.0	"	"	--	--	--	--	--	--	"	
Benzyl alcohol	"	ND	---	10.0	"	"	--	--	--	--	--	--	"	
4-Bromophenyl phenyl ether	"	ND	---	5.00	"	"	--	--	--	--	--	--	"	
Butyl benzyl phthalate	"	ND	---	5.00	"	"	--	--	--	--	--	--	"	
4-Chloro-3-methylphenol	"	ND	---	5.00	"	"	--	--	--	--	--	--	"	
4-Chloroaniline	"	ND	---	20.0	"	"	--	--	--	--	--	--	"	
Bis(2-chloroethoxy)methane	"	ND	---	10.0	"	"	--	--	--	--	--	--	"	
Bis(2-chloroethyl)ether	"	ND	---	5.00	"	"	--	--	--	--	--	--	"	
Bis(2-chloroisopropyl)ether	"	ND	---	10.0	"	"	--	--	--	--	--	--	"	
2-Chloronaphthalene	"	ND	---	5.00	"	"	--	--	--	--	--	--	"	
2-Chlorophenol	"	ND	---	5.00	"	"	--	--	--	--	--	--	"	
4-Chlorophenyl phenyl ether	"	ND	---	5.00	"	"	--	--	--	--	--	--	"	
Chrysene	"	ND	---	5.00	"	"	--	--	--	--	--	--	"	
Di-n-butyl phthalate	"	ND	---	5.00	"	"	--	--	--	--	--	--	"	
Di-n-octyl phthalate	"	ND	---	5.00	"	"	--	--	--	--	--	--	"	
Dibenzo (a,h) anthracene	"	ND	---	5.00	"	"	--	--	--	--	--	--	"	
Dibenzofuran	"	ND	---	5.00	"	"	--	--	--	--	--	--	"	
1,2-Dichlorobenzene	"	ND	---	5.00	"	"	--	--	--	--	--	--	"	
1,3-Dichlorobenzene	"	ND	---	5.00	"	"	--	--	--	--	--	--	"	
1,4-Dichlorobenzene	"	ND	---	5.00	"	"	--	--	--	--	--	--	"	
3,3'-Dichlorobenzidine	"	ND	---	5.00	"	"	--	--	--	--	--	--	"	
2,4-Dichlorophenol	"	ND	---	5.00	"	"	--	--	--	--	--	--	"	
Diethyl phthalate	"	ND	---	5.00	"	"	--	--	--	--	--	--	"	
2,4-Dimethylphenol	"	ND	---	10.0	"	"	--	--	--	--	--	--	"	
Dimethyl phthalate	"	ND	---	5.00	"	"	--	--	--	--	--	--	"	
4,6-Dinitro-2-methylphenol	"	ND	---	10.0	"	"	--	--	--	--	--	--	"	
2,4-Dinitrophenol	"	ND	---	25.0	"	"	--	--	--	--	--	--	"	
2,4-Dinitrotoluene	"	ND	---	5.00	"	"	--	--	--	--	--	--	"	
2,6-Dinitrotoluene	"	ND	---	5.00	"	"	--	--	--	--	--	--	"	
Bis(2-ethylhexyl)phthalate	"	ND	---	10.0	"	"	--	--	--	--	--	--	"	

TestAmerica - Portland, OR

The results in this report apply to the samples analyzed in accordance with the chain of custody document. This analytical report must be reproduced in its entirety.

Sarah Rockwell

Sarah Rockwell, Project Manager



SLR-Portland	Project Name: Jeld Wen- Nord Door	Report Created:
1800 Blankenship Road Suite 440	Project Number: 008.0228.00013	05/31/06 17:47
West Linn, OR 97068	Project Manager: R. Scott Miller	

Semivolatile Organic Compounds per EPA Method 8270C - Laboratory Quality Control Results
 TestAmerica - Portland, OR

QC Batch: 6050514 **Water Preparation Method: EPA 3520/600 Series**

Analyte	Method	Result	MDL*	MRL	Units	Dil	Source Result	Spike Amt	% REC	(Limits)	% RPD	(Limits)	Analyzed	Notes
---------	--------	--------	------	-----	-------	-----	---------------	-----------	-------	----------	-------	----------	----------	-------

Blank (6050514-BLK1)

Extracted: 05/11/06 11:15

Fluoranthene	EPA 8270C	ND	---	5.00	ug/l	1x	--	--	--	--	--	--	05/24/06 00:27	
Fluorene	"	ND	---	5.00	"	"	--	--	--	--	--	--	"	
Hexachlorobenzene	"	ND	---	5.00	"	"	--	--	--	--	--	--	"	
Hexachlorobutadiene	"	ND	---	10.0	"	"	--	--	--	--	--	--	"	
Hexachlorocyclopentadiene	"	ND	---	10.0	"	"	--	--	--	--	--	--	"	
Hexachloroethane	"	ND	---	10.0	"	"	--	--	--	--	--	--	"	
Indeno (1,2,3-cd) pyrene	"	ND	---	5.00	"	"	--	--	--	--	--	--	"	
Isophorone	"	ND	---	5.00	"	"	--	--	--	--	--	--	"	
2-Methylnaphthalene	"	ND	---	5.00	"	"	--	--	--	--	--	--	"	
2-Methylphenol	"	ND	---	10.0	"	"	--	--	--	--	--	--	"	
3-,4-Methylphenol	"	ND	---	5.00	"	"	--	--	--	--	--	--	"	
Naphthalene	"	ND	---	5.00	"	"	--	--	--	--	--	--	"	
2-Nitroaniline	"	ND	---	5.00	"	"	--	--	--	--	--	--	"	
3-Nitroaniline	"	ND	---	10.0	"	"	--	--	--	--	--	--	"	
4-Nitroaniline	"	ND	---	10.0	"	"	--	--	--	--	--	--	"	
Nitrobenzene	"	ND	---	5.00	"	"	--	--	--	--	--	--	"	
2-Nitrophenol	"	ND	---	5.00	"	"	--	--	--	--	--	--	"	
4-Nitrophenol	"	ND	---	25.0	"	"	--	--	--	--	--	--	"	
N-Nitrosodi-n-propylamine	"	ND	---	10.0	"	"	--	--	--	--	--	--	"	
N-Nitrosodiphenylamine	"	ND	---	5.00	"	"	--	--	--	--	--	--	"	
Pentachlorophenol	"	ND	---	10.0	"	"	--	--	--	--	--	--	"	
Phenanthrene	"	ND	---	5.00	"	"	--	--	--	--	--	--	"	
Phenol	"	ND	---	5.00	"	"	--	--	--	--	--	--	"	
Pyrene	"	ND	---	5.00	"	"	--	--	--	--	--	--	"	
1,2,4-Trichlorobenzene	"	ND	---	5.00	"	"	--	--	--	--	--	--	"	
2,4,5-Trichlorophenol	"	ND	---	5.00	"	"	--	--	--	--	--	--	"	
2,4,6-Trichlorophenol	"	ND	---	5.00	"	"	--	--	--	--	--	--	"	

<i>Surrogate(s):</i>	<i>2-Fluorobiphenyl</i>	<i>Recovery:</i>	<i>77.9%</i>	<i>Limits:</i>	<i>28-118%</i>	<i>"</i>	<i>05/24/06 00:27</i>
	<i>2-Fluorophenol</i>		<i>87.3%</i>		<i>12-100%</i>	<i>"</i>	<i>"</i>
	<i>Nitrobenzene-d5</i>		<i>92.4%</i>		<i>37-124%</i>	<i>"</i>	<i>"</i>
	<i>Phenol-d6</i>		<i>82.0%</i>		<i>4-105%</i>	<i>"</i>	<i>"</i>
	<i>p-Terphenyl-d14</i>		<i>92.3%</i>		<i>44-140%</i>	<i>"</i>	<i>"</i>
	<i>2,4,6-Tribromophenol</i>		<i>79.3%</i>		<i>31-142%</i>	<i>"</i>	<i>"</i>

TestAmerica - Portland, OR

The results in this report apply to the samples analyzed in accordance with the chain of custody document. This analytical report must be reproduced in its entirety.

Sarah Rockwell

Sarah Rockwell, Project Manager



SLR-Portland	Project Name: Jeld Wen- Nord Door	Report Created:
1800 Blankenship Road Suite 440	Project Number: 008.0228.00013	05/31/06 17:47
West Linn, OR 97068	Project Manager: R. Scott Miller	

Semivolatile Organic Compounds per EPA Method 8270C - Laboratory Quality Control Results
 TestAmerica - Portland, OR

QC Batch: 6050514 **Water Preparation Method: EPA 3520/600 Series**

Analyte	Method	Result	MDL*	MRL	Units	Dil	Source Result	Spike Amt	% REC	(Limits)	% RPD	(Limits)	Analyzed	Notes
LCS (6050514-BS1)													Extracted: 05/11/06 11:15	
Acenaphthene	EPA 8270C	44.8	---	5.00	ug/l	1x	--	50.0	89.6%	(47-145)	--	--	05/24/06 01:11	
4-Chloro-3-methylphenol	"	45.7	---	5.00	"	"	--	"	91.4%	(22-147)	--	--	"	
2-Chlorophenol	"	42.0	---	5.00	"	"	--	"	84.0%	(23-134)	--	--	"	
1,4-Dichlorobenzene	"	27.3	---	5.00	"	"	--	"	54.6%	(8-124)	--	--	"	
2,4-Dinitrotoluene	"	48.7	---	5.00	"	"	--	"	97.4%	(39-139)	--	--	"	
4-Nitrophenol	"	40.6	---	25.0	"	"	--	"	81.2%	(1-132)	--	--	"	
N-Nitrosodi-n-propylamine	"	50.1	---	10.0	"	"	--	"	100%	(1-230)	--	--	"	
Pentachlorophenol	"	35.2	---	10.0	"	"	--	"	70.4%	(14-176)	--	--	"	
Phenol	"	43.3	---	5.00	"	"	--	"	86.6%	(5-112)	--	--	"	
Pyrene	"	45.9	---	5.00	"	"	--	"	91.8%	(52-122)	--	--	"	
1,2,4-Trichlorobenzene	"	35.0	---	5.00	"	"	--	"	70.0%	(11-142)	--	--	"	
<i>Surrogate(s):</i>														
2-Fluorobiphenyl		<i>Recovery:</i>	89.9%		<i>Limits:</i>	28-118%	"						05/24/06 01:11	
2-Fluorophenol			96.7%			12-100%	"						"	
Nitrobenzene-d5			93.9%			37-124%	"						"	
Phenol-d6			94.7%			4-105%	"						"	
p-Terphenyl-d14			94.5%			44-140%	"						"	
2,4,6-Tribromophenol			86.7%			31-142%	"						"	

LCS Dup (6050514-BSD1)													Extracted: 05/11/06 11:15	
Acenaphthene	EPA 8270C	44.6	---	5.00	ug/l	1x	--	50.0	89.2%	(47-145)	0.447% (50)		05/24/06 01:55	
4-Chloro-3-methylphenol	"	46.3	---	5.00	"	"	--	"	92.6%	(22-147)	1.30%	"	"	
2-Chlorophenol	"	42.4	---	5.00	"	"	--	"	84.8%	(23-134)	0.948%	"	"	
1,4-Dichlorobenzene	"	27.8	---	5.00	"	"	--	"	55.6%	(8-124)	1.81%	"	"	
2,4-Dinitrotoluene	"	48.2	---	5.00	"	"	--	"	96.4%	(39-139)	1.03%	"	"	
4-Nitrophenol	"	41.4	---	25.0	"	"	--	"	82.8%	(1-132)	1.95%	"	"	
N-Nitrosodi-n-propylamine	"	51.0	---	10.0	"	"	--	"	102%	(1-230)	1.78%	"	"	
Pentachlorophenol	"	35.1	---	10.0	"	"	--	"	70.2%	(14-176)	0.285%	"	"	
Phenol	"	44.4	---	5.00	"	"	--	"	88.8%	(5-112)	2.51%	"	"	
Pyrene	"	47.1	---	5.00	"	"	--	"	94.2%	(52-122)	2.58%	"	"	
1,2,4-Trichlorobenzene	"	35.6	---	5.00	"	"	--	"	71.2%	(11-142)	1.70%	"	"	
<i>Surrogate(s):</i>														
2-Fluorobiphenyl		<i>Recovery:</i>	90.4%		<i>Limits:</i>	28-118%	"						05/24/06 01:55	
2-Fluorophenol			95.3%			12-100%	"						"	
Nitrobenzene-d5			95.3%			37-124%	"						"	
Phenol-d6			93.3%			4-105%	"						"	
p-Terphenyl-d14			94.7%			44-140%	"						"	
2,4,6-Tribromophenol			86.7%			31-142%	"						"	

Sarah Rockwell

Sarah Rockwell, Project Manager



SLR-Portland	Project Name: Jeld Wen- Nord Door	Report Created:
1800 Blankenship Road Suite 440	Project Number: 008.0228.00013	05/31/06 17:47
West Linn, OR 97068	Project Manager: R. Scott Miller	

Semivolatile Organic Compounds per EPA Method 8270C - Laboratory Quality Control Results
 TestAmerica - Portland, OR

QC Batch: 6050711 **Soil Preparation Method: EPA 3550**

Analyte	Method	Result	MDL*	MRL	Units	Dil	Source Result	Spike Amt	% REC	(Limits)	% RPD	(Limits)	Analyzed	Notes
Blank (6050711-BLK1)										Extracted: 05/15/06 20:00			X	
Carbazole	EPA 8270C	ND	---	0.329	mg/kg wet	1x	--	--	--	--	--	--	05/23/06 01:17	
Acenaphthene	"	ND	---	0.329	"	"	--	--	--	--	--	--	"	
Acenaphthylene	"	ND	---	0.329	"	"	--	--	--	--	--	--	"	
Anthracene	"	ND	---	0.329	"	"	--	--	--	--	--	--	"	
Benzo (a) anthracene	"	ND	---	0.329	"	"	--	--	--	--	--	--	"	
Benzo (a) pyrene	"	ND	---	0.329	"	"	--	--	--	--	--	--	"	
Benzo (b) fluoranthene	"	ND	---	0.329	"	"	--	--	--	--	--	--	"	
Benzo (ghi) perylene	"	ND	---	0.329	"	"	--	--	--	--	--	--	"	
Benzo (k) fluoranthene	"	ND	---	0.329	"	"	--	--	--	--	--	--	"	
Benzoic Acid	"	ND	---	0.997	"	"	--	--	--	--	--	--	"	
Benzyl alcohol	"	ND	---	0.997	"	"	--	--	--	--	--	--	"	
4-Bromophenyl phenyl ether	"	ND	---	0.329	"	"	--	--	--	--	--	--	"	
Butyl benzyl phthalate	"	ND	---	0.329	"	"	--	--	--	--	--	--	"	
4-Chloro-3-methylphenol	"	ND	---	0.329	"	"	--	--	--	--	--	--	"	
4-Chloroaniline	"	ND	---	1.99	"	"	--	--	--	--	--	--	"	
Bis(2-chloroethoxy)methane	"	ND	---	0.329	"	"	--	--	--	--	--	--	"	
Bis(2-chloroethyl)ether	"	ND	---	0.329	"	"	--	--	--	--	--	--	"	
Bis(2-chloroisopropyl)ether	"	ND	---	0.329	"	"	--	--	--	--	--	--	"	
2-Chloronaphthalene	"	ND	---	0.329	"	"	--	--	--	--	--	--	"	
2-Chlorophenol	"	ND	---	0.329	"	"	--	--	--	--	--	--	"	
4-Chlorophenyl phenyl ether	"	ND	---	0.329	"	"	--	--	--	--	--	--	"	
Chrysene	"	ND	---	0.329	"	"	--	--	--	--	--	--	"	
Di-n-butyl phthalate	"	ND	---	0.997	"	"	--	--	--	--	--	--	"	
Di-n-octyl phthalate	"	ND	---	0.329	"	"	--	--	--	--	--	--	"	
Dibenzo (a,h) anthracene	"	ND	---	0.329	"	"	--	--	--	--	--	--	"	
Dibenzofuran	"	ND	---	0.329	"	"	--	--	--	--	--	--	"	
1,2-Dichlorobenzene	"	ND	---	0.997	"	"	--	--	--	--	--	--	"	
1,3-Dichlorobenzene	"	ND	---	0.997	"	"	--	--	--	--	--	--	"	
1,4-Dichlorobenzene	"	ND	---	0.997	"	"	--	--	--	--	--	--	"	
3,3'-Dichlorobenzidine	"	ND	---	0.997	"	"	--	--	--	--	--	--	"	
2,4-Dichlorophenol	"	ND	---	0.329	"	"	--	--	--	--	--	--	"	
Diethyl phthalate	"	ND	---	0.329	"	"	--	--	--	--	--	--	"	
2,4-Dimethylphenol	"	ND	---	0.997	"	"	--	--	--	--	--	--	"	
Dimethyl phthalate	"	ND	---	0.329	"	"	--	--	--	--	--	--	"	
4,6-Dinitro-2-methylphenol	"	ND	---	0.997	"	"	--	--	--	--	--	--	"	
2,4-Dinitrophenol	"	ND	---	1.99	"	"	--	--	--	--	--	--	"	
2,4-Dinitrotoluene	"	ND	---	0.499	"	"	--	--	--	--	--	--	"	
2,6-Dinitrotoluene	"	ND	---	0.499	"	"	--	--	--	--	--	--	"	
Bis(2-ethylhexyl)phthalate	"	ND	---	1.99	"	"	--	--	--	--	--	--	"	

TestAmerica - Portland, OR

The results in this report apply to the samples analyzed in accordance with the chain of custody document. This analytical report must be reproduced in its entirety.

Sarah Rockwell

Sarah Rockwell, Project Manager



SLR-Portland	Project Name: Jeld Wen- Nord Door	Report Created:
1800 Blankenship Road Suite 440	Project Number: 008.0228.00013	05/31/06 17:47
West Linn, OR 97068	Project Manager: R. Scott Miller	

Semivolatile Organic Compounds per EPA Method 8270C - Laboratory Quality Control Results
 TestAmerica - Portland, OR

QC Batch: 6050711 **Soil Preparation Method: EPA 3550**

Analyte	Method	Result	MDL*	MRL	Units	Dil	Source Result	Spike Amt	% REC	(Limits)	% RPD	(Limits)	Analyzed	Notes
---------	--------	--------	------	-----	-------	-----	---------------	-----------	-------	----------	-------	----------	----------	-------

Blank (6050711-BLK1) Extracted: 05/15/06 20:00 X

Fluoranthene	EPA 8270C	ND	---	0.329	mg/kg wet	1x	--	--	--	--	--	--	05/23/06 01:17	
Fluorene	"	ND	---	0.329	"	"	--	--	--	--	--	--	"	
Hexachlorobenzene	"	ND	---	0.329	"	"	--	--	--	--	--	--	"	
Hexachlorobutadiene	"	ND	---	0.997	"	"	--	--	--	--	--	--	"	
Hexachlorocyclopentadiene	"	ND	---	0.997	"	"	--	--	--	--	--	--	"	
Hexachloroethane	"	ND	---	0.997	"	"	--	--	--	--	--	--	"	
Indeno (1,2,3-cd) pyrene	"	ND	---	0.329	"	"	--	--	--	--	--	--	"	
Isophorone	"	ND	---	0.329	"	"	--	--	--	--	--	--	"	
2-Methylnaphthalene	"	ND	---	0.329	"	"	--	--	--	--	--	--	"	
2-Methylphenol	"	ND	---	0.329	"	"	--	--	--	--	--	--	"	
3-,4-Methylphenol	"	ND	---	0.329	"	"	--	--	--	--	--	--	"	
Naphthalene	"	ND	---	0.329	"	"	--	--	--	--	--	--	"	
2-Nitroaniline	"	ND	---	0.329	"	"	--	--	--	--	--	--	"	
3-Nitroaniline	"	ND	---	0.997	"	"	--	--	--	--	--	--	"	
4-Nitroaniline	"	ND	---	0.329	"	"	--	--	--	--	--	--	"	
Nitrobenzene	"	ND	---	0.329	"	"	--	--	--	--	--	--	"	
2-Nitrophenol	"	ND	---	0.329	"	"	--	--	--	--	--	--	"	
4-Nitrophenol	"	ND	---	0.997	"	"	--	--	--	--	--	--	"	
N-Nitrosodi-n-propylamine	"	ND	---	0.329	"	"	--	--	--	--	--	--	"	
N-Nitrosodiphenylamine	"	ND	---	0.329	"	"	--	--	--	--	--	--	"	
Pentachlorophenol	"	ND	---	0.997	"	"	--	--	--	--	--	--	"	
Phenanthrene	"	ND	---	0.329	"	"	--	--	--	--	--	--	"	
Phenol	"	ND	---	0.329	"	"	--	--	--	--	--	--	"	
Pyrene	"	ND	---	0.329	"	"	--	--	--	--	--	--	"	
1,2,4-Trichlorobenzene	"	ND	---	0.997	"	"	--	--	--	--	--	--	"	
2,4,5-Trichlorophenol	"	ND	---	0.329	"	"	--	--	--	--	--	--	"	
2,4,6-Trichlorophenol	"	ND	---	0.329	"	"	--	--	--	--	--	--	"	

<i>Surrogate(s):</i>	<i>2-Fluorobiphenyl</i>	<i>Recovery:</i>	<i>53.8%</i>	<i>Limits:</i>	<i>44-146%</i>	<i>"</i>	<i>05/23/06 01:17</i>	
	<i>2-Fluorophenol</i>		<i>2.53%</i>		<i>42-126%</i>	<i>"</i>	<i>"</i>	<i>S-10, J</i>
	<i>Nitrobenzene-d5</i>		<i>12.6%</i>		<i>42-126%</i>	<i>"</i>	<i>"</i>	<i>S-10</i>
	<i>Phenol-d6</i>		<i>16.2%</i>		<i>42-131%</i>	<i>"</i>	<i>"</i>	<i>S-10</i>
	<i>p-Terphenyl-d14</i>		<i>106%</i>		<i>49-150%</i>	<i>"</i>	<i>"</i>	
	<i>2,4,6-Tribromophenol</i>		<i>79.0%</i>		<i>48-119%</i>	<i>"</i>	<i>"</i>	

TestAmerica - Portland, OR

The results in this report apply to the samples analyzed in accordance with the chain of custody document. This analytical report must be reproduced in its entirety.

Sarah Rockwell

Sarah Rockwell, Project Manager



SLR-Portland	Project Name: Jeld Wen- Nord Door	Report Created:
1800 Blankenship Road Suite 440	Project Number: 008.0228.00013	05/31/06 17:47
West Linn, OR 97068	Project Manager: R. Scott Miller	

Semivolatile Organic Compounds per EPA Method 8270C - Laboratory Quality Control Results
 TestAmerica - Portland, OR

QC Batch: 6050711 **Soil Preparation Method: EPA 3550**

Analyte	Method	Result	MDL*	MRL	Units	Dil	Source Result	Spike Amt	% REC	(Limits)	% RPD	(Limits)	Analyzed	Notes
LCS (6050711-BS1)													X	
Extracted: 05/15/06 20:00														
Acenaphthene	EPA 8270C	2.09	---	0.329	mg/kg wet	1x	--	2.50	83.6%	(30-115)	--	--	05/23/06 02:01	
4-Chloro-3-methylphenol	"	4.09	---	0.329	"	"	--	4.99	82.0%	(40-110)	--	--	"	
2-Chlorophenol	"	3.98	---	0.329	"	"	--	"	79.8%	(40-100)	--	--	"	
1,4-Dichlorobenzene	"	1.90	---	0.998	"	"	--	2.50	76.0%	(10-100)	--	--	"	
2,4-Dinitrotoluene	"	2.27	---	0.499	"	"	--	"	90.8%	(30-110)	--	--	"	
4-Nitrophenol	"	4.32	---	0.998	"	"	--	4.99	86.6%	(30-130)	--	--	"	
N-Nitrosodi-n-propylamine	"	1.81	---	0.329	"	"	--	2.50	72.4%	(30-110)	--	--	"	
Pentachlorophenol	"	3.47	---	0.998	"	"	--	4.99	69.5%	(14-120)	--	--	"	
Phenol	"	3.23	---	0.329	"	"	--	"	64.7%	(35-100)	--	--	"	
Pyrene	"	2.49	---	0.329	"	"	--	2.50	99.6%	(30-115)	--	--	"	
1,2,4-Trichlorobenzene	"	2.07	---	0.998	"	"	--	"	82.8%	(18-100)	--	--	"	
<i>Surrogate(s):</i>														
2-Fluorobiphenyl		Recovery: 95.6%		Limits: 44-146%	"								05/23/06 02:01	
2-Fluorophenol		87.8%		42-126%	"								"	
Nitrobenzene-d5		83.6%		42-126%	"								"	
Phenol-d6		82.0%		42-131%	"								"	
p-Terphenyl-d14		107%		49-150%	"								"	
2,4,6-Tribromophenol		94.4%		48-119%	"								"	

Matrix Spike (6050711-MS1)													R-05, X	
QC Source: PPE0352-02														
Extracted: 05/15/06 20:00														
Acenaphthene	EPA 8270C	10.7	---	3.82	mg/kg dry	5x	6.96	2.90	129%	(40-110)	--	--	05/24/06 07:03	MS-4
4-Chloro-3-methylphenol	"	4.99	---	3.82	"	"	ND	5.79	86.2%	"	--	--	"	
2-Chlorophenol	"	3.79	---	3.82	"	"	ND	"	65.5%	(40-100)	--	--	"	
1,4-Dichlorobenzene	"	1.49	---	11.6	"	"	ND	2.90	51.4%	(10-100)	--	--	"	
2,4-Dinitrotoluene	"	2.32	---	5.79	"	"	ND	"	80.0%	(40-110)	--	--	"	
4-Nitrophenol	"	4.14	---	11.6	"	"	ND	5.79	71.5%	(40-125)	--	--	"	
N-Nitrosodi-n-propylamine	"	2.25	---	3.82	"	"	ND	2.90	77.6%	(30-110)	--	--	"	
Pentachlorophenol	"	3.96	---	11.6	"	"	ND	5.79	68.4%	(25-110)	--	--	"	
Phenol	"	5.10	---	3.82	"	"	ND	"	88.1%	(35-100)	--	--	"	
Pyrene	"	20.0	---	3.82	"	"	14.4	2.90	193%	(40-110)	--	--	"	MS-4
1,2,4-Trichlorobenzene	"	1.71	---	11.6	"	"	ND	"	59.0%	(30-101)	--	--	"	
<i>Surrogate(s):</i>														
2-Fluorobiphenyl		Recovery: 78.3%		Limits: 44-146%	"								05/24/06 07:03	
2-Fluorophenol		72.4%		42-126%	"								"	
Nitrobenzene-d5		68.6%		42-126%	"								"	
Phenol-d6		81.0%		42-131%	"								"	
p-Terphenyl-d14		91.7%		49-150%	"								"	
2,4,6-Tribromophenol		72.5%		48-119%	"								"	

TestAmerica - Portland, OR

The results in this report apply to the samples analyzed in accordance with the chain of custody document. This analytical report must be reproduced in its entirety.

Sarah Rockwell

Sarah Rockwell, Project Manager



SLR-Portland	Project Name: Jeld Wen- Nord Door	
1800 Blankenship Road Suite 440	Project Number: 008.0228.00013	Report Created:
West Linn, OR 97068	Project Manager: R. Scott Miller	05/31/06 17:47

Semivolatile Organic Compounds per EPA Method 8270C - Laboratory Quality Control Results
TestAmerica - Portland, OR

QC Batch: 6050711 **Soil Preparation Method: EPA 3550**

Analyte	Method	Result	MDL*	MRL	Units	Dil	Source Result	Spike Amt	% REC	(Limits)	% RPD	(Limits)	Analyzed	Notes
Matrix Spike Dup (6050711-MSD1)				QC Source: PPE0352-02				Extracted: 05/15/06 20:00					R-05, X	
Acenaphthene	EPA 8270C	14.4	---	3.78	mg/kg dry	5x	6.96	2.87	259%	(40-110)	29.5% (40)		05/24/06 07:46	MS-4
4-Chloro-3-methylphenol	"	5.71	---	3.78	"	"	ND	5.73	99.7%	"	13.5%	"	"	
2-Chlorophenol	"	4.36	---	3.78	"	"	ND	"	76.1%	(40-100)	14.0%	"	"	
1,4-Dichlorobenzene	"	1.66	---	11.5	"	"	ND	2.87	57.8%	(10-100)	10.8% (60)	"	"	
2,4-Dinitrotoluene	"	2.79	---	5.73	"	"	ND	"	97.2%	(40-110)	18.4% (40)	"	"	
4-Nitrophenol	"	4.73	---	11.5	"	"	ND	5.73	82.5%	(40-125)	13.3%	"	"	
N-Nitrosodi-n-propylamine	"	2.59	---	3.78	"	"	ND	2.87	90.2%	(30-110)	14.0%	"	"	
Pentachlorophenol	"	4.72	---	11.5	"	"	ND	5.73	82.4%	(25-110)	17.5% (60)	"	"	
Phenol	"	5.77	---	3.78	"	"	ND	"	101%	(35-100)	12.3% (40)	"	"	Q-01
Pyrene	"	28.6	---	3.78	"	"	14.4	2.87	495%	(40-110)	35.4%	"	"	MS-4
1,2,4-Trichlorobenzene	"	2.02	---	11.5	"	"	ND	"	70.4%	(30-101)	16.6% (60)	"	"	
<i>Surrogate(s): 2-Fluorobiphenyl</i>		<i>Recovery:</i>	<i>93.0%</i>	<i>Limits: 44-146%</i>		<i>"</i>							<i>05/24/06 07:46</i>	
<i>2-Fluorophenol</i>			<i>87.8%</i>	<i>42-126%</i>		<i>"</i>							<i>"</i>	
<i>Nitrobenzene-d5</i>			<i>80.8%</i>	<i>42-126%</i>		<i>"</i>							<i>"</i>	
<i>Phenol-d6</i>			<i>93.5%</i>	<i>42-131%</i>		<i>"</i>							<i>"</i>	
<i>p-Terphenyl-d14</i>			<i>103%</i>	<i>49-150%</i>		<i>"</i>							<i>"</i>	
<i>2,4,6-Tribromophenol</i>			<i>83.4%</i>	<i>48-119%</i>		<i>"</i>							<i>"</i>	

Sarah Rockwell

Sarah Rockwell, Project Manager



SLR-Portland	Project Name: Jeld Wen- Nord Door	Report Created:
1800 Blankenship Road Suite 440	Project Number: 008.0228.00013	05/31/06 17:47
West Linn, OR 97068	Project Manager: R. Scott Miller	

Semivolatile Organic Compounds per EPA Method 8270C - Laboratory Quality Control Results
TestAmerica - Portland, OR

QC Batch: 6051172 **Soil Preparation Method: EPA 3550**

Analyte	Method	Result	MDL*	MRL	Units	Dil	Source Result	Spike Amt	% REC	(Limits)	% RPD	(Limits)	Analyzed	Notes
Blank (6051172-BLK1)										Extracted: 05/24/06 15:30				
Carbazole	EPA 8270C	ND	---	0.327	mg/kg wet	1x	--	--	--	--	--	--	05/25/06 20:39	
Acenaphthene	"	ND	---	0.327	"	"	--	--	--	--	--	--	"	
Acenaphthylene	"	ND	---	0.327	"	"	--	--	--	--	--	--	"	
Anthracene	"	ND	---	0.327	"	"	--	--	--	--	--	--	"	
Benzo (a) anthracene	"	ND	---	0.327	"	"	--	--	--	--	--	--	"	
Benzo (a) pyrene	"	ND	---	0.327	"	"	--	--	--	--	--	--	"	
Benzo (b) fluoranthene	"	ND	---	0.327	"	"	--	--	--	--	--	--	"	
Benzo (ghi) perylene	"	ND	---	0.327	"	"	--	--	--	--	--	--	"	
Benzo (k) fluoranthene	"	ND	---	0.327	"	"	--	--	--	--	--	--	"	
Benzoic Acid	"	ND	---	0.992	"	"	--	--	--	--	--	--	"	
Benzyl alcohol	"	ND	---	0.992	"	"	--	--	--	--	--	--	"	
4-Bromophenyl phenyl ether	"	ND	---	0.327	"	"	--	--	--	--	--	--	"	
Butyl benzyl phthalate	"	ND	---	0.327	"	"	--	--	--	--	--	--	"	
4-Chloro-3-methylphenol	"	ND	---	0.327	"	"	--	--	--	--	--	--	"	
4-Chloroaniline	"	ND	---	1.98	"	"	--	--	--	--	--	--	"	
Bis(2-chloroethoxy)methane	"	ND	---	0.327	"	"	--	--	--	--	--	--	"	
Bis(2-chloroethyl)ether	"	ND	---	0.327	"	"	--	--	--	--	--	--	"	
Bis(2-chloroisopropyl)ether	"	ND	---	0.327	"	"	--	--	--	--	--	--	"	
2-Chloronaphthalene	"	ND	---	0.327	"	"	--	--	--	--	--	--	"	
2-Chlorophenol	"	ND	---	0.327	"	"	--	--	--	--	--	--	"	
4-Chlorophenyl phenyl ether	"	ND	---	0.327	"	"	--	--	--	--	--	--	"	
Chrysene	"	ND	---	0.327	"	"	--	--	--	--	--	--	"	
Di-n-butyl phthalate	"	ND	---	0.992	"	"	--	--	--	--	--	--	"	
Di-n-octyl phthalate	"	ND	---	0.327	"	"	--	--	--	--	--	--	"	
Dibenzo (a,h) anthracene	"	ND	---	0.327	"	"	--	--	--	--	--	--	"	
Dibenzofuran	"	ND	---	0.327	"	"	--	--	--	--	--	--	"	
1,2-Dichlorobenzene	"	ND	---	0.992	"	"	--	--	--	--	--	--	"	
1,3-Dichlorobenzene	"	ND	---	0.992	"	"	--	--	--	--	--	--	"	
1,4-Dichlorobenzene	"	ND	---	0.992	"	"	--	--	--	--	--	--	"	
3,3'-Dichlorobenzidine	"	ND	---	0.992	"	"	--	--	--	--	--	--	"	
2,4-Dichlorophenol	"	ND	---	0.327	"	"	--	--	--	--	--	--	"	
Diethyl phthalate	"	ND	---	0.327	"	"	--	--	--	--	--	--	"	
2,4-Dimethylphenol	"	ND	---	0.992	"	"	--	--	--	--	--	--	"	
Dimethyl phthalate	"	ND	---	0.327	"	"	--	--	--	--	--	--	"	
4,6-Dinitro-2-methylphenol	"	ND	---	0.992	"	"	--	--	--	--	--	--	"	
2,4-Dinitrophenol	"	ND	---	1.98	"	"	--	--	--	--	--	--	"	
2,4-Dinitrotoluene	"	ND	---	0.496	"	"	--	--	--	--	--	--	"	
2,6-Dinitrotoluene	"	ND	---	0.496	"	"	--	--	--	--	--	--	"	
Bis(2-ethylhexyl)phthalate	"	ND	---	1.98	"	"	--	--	--	--	--	--	"	

TestAmerica - Portland, OR

The results in this report apply to the samples analyzed in accordance with the chain of custody document. This analytical report must be reproduced in its entirety.

Sarah Rockwell

Sarah Rockwell, Project Manager



SLR-Portland	Project Name: Jeld Wen- Nord Door	Report Created:
1800 Blankenship Road Suite 440	Project Number: 008.0228.00013	05/31/06 17:47
West Linn, OR 97068	Project Manager: R. Scott Miller	

Semivolatile Organic Compounds per EPA Method 8270C - Laboratory Quality Control Results
 TestAmerica - Portland, OR

QC Batch: 6051172 **Soil Preparation Method: EPA 3550**

Analyte	Method	Result	MDL*	MRL	Units	Dil	Source Result	Spike Amt	% REC	(Limits)	% RPD	(Limits)	Analyzed	Notes
---------	--------	--------	------	-----	-------	-----	---------------	-----------	-------	----------	-------	----------	----------	-------

Blank (6051172-BLK1)													Extracted: 05/24/06 15:30	
Fluoranthene	EPA 8270C	ND	---	0.327	mg/kg wet	1x	--	--	--	--	--	--	05/25/06 20:39	
Fluorene	"	ND	---	0.327	"	"	--	--	--	--	--	--	"	
Hexachlorobenzene	"	ND	---	0.327	"	"	--	--	--	--	--	--	"	
Hexachlorobutadiene	"	ND	---	0.992	"	"	--	--	--	--	--	--	"	
Hexachlorocyclopentadiene	"	ND	---	0.992	"	"	--	--	--	--	--	--	"	
Hexachloroethane	"	ND	---	0.992	"	"	--	--	--	--	--	--	"	
Indeno (1,2,3-cd) pyrene	"	ND	---	0.327	"	"	--	--	--	--	--	--	"	
Isophorone	"	ND	---	0.327	"	"	--	--	--	--	--	--	"	
2-Methylnaphthalene	"	ND	---	0.327	"	"	--	--	--	--	--	--	"	
2-Methylphenol	"	ND	---	0.327	"	"	--	--	--	--	--	--	"	
3-,4-Methylphenol	"	ND	---	0.327	"	"	--	--	--	--	--	--	"	
Naphthalene	"	ND	---	0.327	"	"	--	--	--	--	--	--	"	
2-Nitroaniline	"	ND	---	0.327	"	"	--	--	--	--	--	--	"	
3-Nitroaniline	"	ND	---	0.992	"	"	--	--	--	--	--	--	"	
4-Nitroaniline	"	ND	---	0.327	"	"	--	--	--	--	--	--	"	
Nitrobenzene	"	ND	---	0.327	"	"	--	--	--	--	--	--	"	
2-Nitrophenol	"	ND	---	0.327	"	"	--	--	--	--	--	--	"	
4-Nitrophenol	"	ND	---	0.992	"	"	--	--	--	--	--	--	"	
N-Nitrosodi-n-propylamine	"	ND	---	0.327	"	"	--	--	--	--	--	--	"	
N-Nitrosodiphenylamine	"	ND	---	0.327	"	"	--	--	--	--	--	--	"	
Pentachlorophenol	"	ND	---	0.992	"	"	--	--	--	--	--	--	"	
Phenanthrene	"	ND	---	0.327	"	"	--	--	--	--	--	--	"	
Phenol	"	ND	---	0.327	"	"	--	--	--	--	--	--	"	
Pyrene	"	ND	---	0.327	"	"	--	--	--	--	--	--	"	
1,2,4-Trichlorobenzene	"	ND	---	0.992	"	"	--	--	--	--	--	--	"	
2,4,5-Trichlorophenol	"	ND	---	0.327	"	"	--	--	--	--	--	--	"	
2,4,6-Trichlorophenol	"	ND	---	0.327	"	"	--	--	--	--	--	--	"	
Surrogate(s):	2-Fluorobiphenyl	Recovery:	72.6%	Limits:	44-146%	"							05/25/06 20:39	
	2-Fluorophenol		82.7%		42-126%	"							"	
	Nitrobenzene-d5		52.4%		42-126%	"							"	
	Phenol-d6		82.9%		42-131%	"							"	
	p-Terphenyl-d14		98.4%		49-150%	"							"	
	2,4,6-Tribromophenol		84.5%		48-119%	"							"	

Sarah Rockwell

Sarah Rockwell, Project Manager



SLR-Portland	Project Name: Jeld Wen- Nord Door	
1800 Blankenship Road Suite 440	Project Number: 008.0228.00013	Report Created:
West Linn, OR 97068	Project Manager: R. Scott Miller	05/31/06 17:47

Semivolatile Organic Compounds per EPA Method 8270C - Laboratory Quality Control Results
 TestAmerica - Portland, OR

QC Batch: 6051172 Soil Preparation Method: EPA 3550

Analyte	Method	Result	MDL*	MRL	Units	Dil	Source Result	Spike Amt	% REC	(Limits)	% RPD	(Limits)	Analyzed	Notes
LCS (6051172-BS1)										Extracted: 05/24/06 15:30			Q-32	
Acenaphthene	EPA 8270C	2.12	---	0.326	mg/kg wet	1x	--	2.47	85.8%	(30-115)	--	--	05/25/06 21:22	
4-Chloro-3-methylphenol	"	4.59	---	0.326	"	"	--	4.93	93.1%	(40-110)	--	--	"	
2-Chlorophenol	"	3.82	---	0.326	"	"	--	"	77.5%	(40-100)	--	--	"	
1,4-Dichlorobenzene	"	1.85	---	0.987	"	"	--	2.47	74.9%	(10-100)	--	--	"	
2,4-Dinitrotoluene	"	2.60	---	0.493	"	"	--	"	105%	(30-110)	--	--	"	
4-Nitrophenol	"	5.02	---	0.987	"	"	--	4.93	102%	(30-130)	--	--	"	
N-Nitrosodi-n-propylamine	"	2.34	---	0.326	"	"	--	2.47	94.7%	(30-110)	--	--	"	
Pentachlorophenol	"	3.63	---	0.987	"	"	--	4.93	73.6%	(14-120)	--	--	"	
Phenol	"	3.30	---	0.326	"	"	--	"	66.9%	(35-100)	--	--	"	
Pyrene	"	2.27	---	0.326	"	"	--	2.47	91.9%	(30-115)	--	--	"	
1,2,4-Trichlorobenzene	"	2.05	---	0.987	"	"	--	"	83.0%	(18-100)	--	--	"	
<i>Surrogate(s):</i>														
2-Fluorobiphenyl		<i>Recovery:</i>	88.7%		<i>Limits:</i>	44-146%	"						05/25/06 21:22	
2-Fluorophenol			89.7%			42-126%	"						"	
Nitrobenzene-d5			93.9%			42-126%	"						"	
Phenol-d6			84.6%			42-131%	"						"	
p-Terphenyl-d14			99.2%			49-150%	"						"	
2,4,6-Tribromophenol			94.5%			48-119%	"						"	

TestAmerica - Portland, OR

The results in this report apply to the samples analyzed in accordance with the chain of custody document. This analytical report must be reproduced in its entirety.

Sarah Rockwell

Sarah Rockwell, Project Manager



SLR-Portland	Project Name: Jeld Wen- Nord Door	Report Created:
1800 Blankenship Road Suite 440	Project Number: 008.0228.00013	05/31/06 17:47
West Linn, OR 97068	Project Manager: R. Scott Miller	

Polynuclear Aromatic Compounds per EPA 8270M-SIM - Laboratory Quality Control Results
 TestAmerica - Portland, OR

QC Batch: 6050420 **Water Preparation Method: EPA 3520/600 Series**

Analyte	Method	Result	MDL*	MRL	Units	Dil	Source Result	Spike Amt	% REC	(Limits)	% RPD	(Limits)	Analyzed	Notes
Blank (6050420-BLK1)													Extracted: 05/09/06 16:10	
Acenaphthene	EPA 8270m	ND	---	0.100	ug/l	1x	--	--	--	--	--	--	05/11/06 16:50	
Acenaphthylene	"	ND	---	0.100	"	"	--	--	--	--	--	--	"	
Anthracene	"	ND	---	0.100	"	"	--	--	--	--	--	--	"	
Benzo (a) anthracene	"	ND	---	0.100	"	"	--	--	--	--	--	--	"	
Benzo (a) pyrene	"	ND	---	0.100	"	"	--	--	--	--	--	--	"	
Benzo (b) fluoranthene	"	ND	---	0.100	"	"	--	--	--	--	--	--	"	
Benzo (ghi) perylene	"	ND	---	0.100	"	"	--	--	--	--	--	--	"	
Benzo (k) fluoranthene	"	ND	---	0.100	"	"	--	--	--	--	--	--	"	
Chrysene	"	ND	---	0.100	"	"	--	--	--	--	--	--	"	
Dibenzo (a,h) anthracene	"	ND	---	0.200	"	"	--	--	--	--	--	--	"	
Fluoranthene	"	ND	---	0.100	"	"	--	--	--	--	--	--	"	
Fluorene	"	ND	---	0.100	"	"	--	--	--	--	--	--	"	
Indeno (1,2,3-cd) pyrene	"	ND	---	0.100	"	"	--	--	--	--	--	--	"	
Naphthalene	"	ND	---	0.100	"	"	--	--	--	--	--	--	"	
Phenanthrene	"	ND	---	0.100	"	"	--	--	--	--	--	--	"	
Pyrene	"	ND	---	0.100	"	"	--	--	--	--	--	--	"	
<i>Surrogate(s): Fluorene-d10</i>		<i>Recovery:</i>	<i>75.2%</i>	<i>Limits: 25-125%</i>		<i>"</i>							<i>05/11/06 16:50</i>	
<i>Pyrene-d10</i>			<i>74.0%</i>	<i>23-150%</i>		<i>"</i>							<i>"</i>	
<i>Benzo (a) pyrene-d12</i>			<i>81.2%</i>	<i>10-125%</i>		<i>"</i>							<i>"</i>	

LCS (6050420-BS1)													Extracted: 05/09/06 16:10	
Acenaphthene	EPA 8270m	1.94	---	0.100	ug/l	1x	--	2.50	77.6%	(26-135)	--	--	05/11/06 17:20	
Benzo (a) pyrene	"	2.26	---	0.100	"	"	--	"	90.4%	(38-137)	--	--	"	
Pyrene	"	2.06	---	0.100	"	"	--	"	82.4%	(33-133)	--	--	"	
<i>Surrogate(s): Fluorene-d10</i>		<i>Recovery:</i>	<i>72.4%</i>	<i>Limits: 25-125%</i>		<i>"</i>							<i>05/11/06 17:20</i>	
<i>Pyrene-d10</i>			<i>72.8%</i>	<i>23-150%</i>		<i>"</i>							<i>"</i>	
<i>Benzo (a) pyrene-d12</i>			<i>80.0%</i>	<i>10-125%</i>		<i>"</i>							<i>"</i>	

LCS Dup (6050420-BSD1)													Extracted: 05/09/06 16:10	
Acenaphthene	EPA 8270m	2.10	---	0.100	ug/l	1x	--	2.50	84.0%	(26-135)	7.92%	(60)	05/11/06 17:50	
Benzo (a) pyrene	"	2.48	---	0.100	"	"	--	"	99.2%	(38-137)	9.28%	"	"	
Pyrene	"	2.25	---	0.100	"	"	--	"	90.0%	(33-133)	8.82%	"	"	
<i>Surrogate(s): Fluorene-d10</i>		<i>Recovery:</i>	<i>79.6%</i>	<i>Limits: 25-125%</i>		<i>"</i>							<i>05/11/06 17:50</i>	
<i>Pyrene-d10</i>			<i>78.0%</i>	<i>23-150%</i>		<i>"</i>							<i>"</i>	
<i>Benzo (a) pyrene-d12</i>			<i>86.8%</i>	<i>10-125%</i>		<i>"</i>							<i>"</i>	

Sarah Rockwell

Sarah Rockwell, Project Manager



SLR-Portland	Project Name: Jeld Wen- Nord Door	Report Created:
1800 Blankenship Road Suite 440	Project Number: 008.0228.00013	05/31/06 17:47
West Linn, OR 97068	Project Manager: R. Scott Miller	

Polynuclear Aromatic Compounds and Pentachlorophenol per EPA 8270M-SIM - Laboratory Quality Control Results
 TestAmerica - Portland, OR

QC Batch: 6050420 **Water Preparation Method: EPA 3520/600 Series**

Analyte	Method	Result	MDL*	MRL	Units	Dil	Source Result	Spike Amt	% REC	(Limits)	% RPD	(Limits)	Analyzed	Notes
Blank (6050420-BLK1)													Extracted: 05/09/06 16:10	
Pentachlorophenol	EPA 8270m	ND	---	1.00	ug/l	1x	--	--	--	--	--	--	05/11/06 16:50	
<i>Surrogate(s): 2,4,6-Tribromophenol</i>		<i>Recovery: 71.2%</i>		<i>Limits: 5-157%</i>	<i>"</i>								<i>05/11/06 16:50</i>	
LCS (6050420-BS1)													Extracted: 05/09/06 16:10	
Pentachlorophenol	EPA 8270m	2.75	---	1.00	ug/l	1x	--	5.00	55.0%	(24-147)	--	--	05/11/06 17:20	
<i>Surrogate(s): 2,4,6-Tribromophenol</i>		<i>Recovery: 83.6%</i>		<i>Limits: 5-157%</i>	<i>"</i>								<i>05/11/06 17:20</i>	
LCS Dup (6050420-BSD1)													Extracted: 05/09/06 16:10	
Pentachlorophenol	EPA 8270m	2.93	---	1.00	ug/l	1x	--	5.00	58.6%	(24-147)	6.34%	(50)	05/11/06 17:50	
<i>Surrogate(s): 2,4,6-Tribromophenol</i>		<i>Recovery: 94.0%</i>		<i>Limits: 5-157%</i>	<i>"</i>								<i>05/11/06 17:50</i>	

QC Batch: 6050660 **Soil Preparation Method: EPA 3550**

Analyte	Method	Result	MDL*	MRL	Units	Dil	Source Result	Spike Amt	% REC	(Limits)	% RPD	(Limits)	Analyzed	Notes
Blank (6050660-BLK1)													Extracted: 05/15/06 08:39	
Acenaphthene	EPA 8270m	ND	---	13.3	ug/kg wet	1x	--	--	--	--	--	--	05/19/06 15:52	
Acenaphthylene	"	ND	---	13.3	"	"	--	--	--	--	--	--	"	
Anthracene	"	ND	---	13.3	"	"	--	--	--	--	--	--	"	
Benzo (a) anthracene	"	ND	---	13.3	"	"	--	--	--	--	--	--	"	
Benzo (a) pyrene	"	ND	---	13.3	"	"	--	--	--	--	--	--	"	
Benzo (b) fluoranthene	"	ND	---	13.3	"	"	--	--	--	--	--	--	"	
Benzo (k) fluoranthene	"	ND	---	13.3	"	"	--	--	--	--	--	--	"	
Benzo (ghi) perylene	"	ND	---	13.3	"	"	--	--	--	--	--	--	"	
Chrysene	"	ND	---	13.3	"	"	--	--	--	--	--	--	"	
Dibenzo (a,h) anthracene	"	ND	---	13.3	"	"	--	--	--	--	--	--	"	
Fluoranthene	"	ND	---	13.3	"	"	--	--	--	--	--	--	"	
Fluorene	"	ND	---	13.3	"	"	--	--	--	--	--	--	"	
Indeno (1,2,3-cd) pyrene	"	ND	---	13.3	"	"	--	--	--	--	--	--	"	
Naphthalene	"	ND	---	13.3	"	"	--	--	--	--	--	--	"	
Pentachlorophenol	"	ND	---	66.7	"	"	--	--	--	--	--	--	"	
Phenanthrene	"	ND	---	13.3	"	"	--	--	--	--	--	--	"	
Pyrene	"	ND	---	13.3	"	"	--	--	--	--	--	--	"	
<i>Surrogate(s): Fluorene-d10</i>		<i>Recovery: 76.8%</i>		<i>Limits: 32-134%</i>	<i>"</i>								<i>05/19/06 15:52</i>	
<i>2,4,6-Tribromophenol</i>		<i>69.7%</i>		<i>10-150%</i>	<i>"</i>								<i>"</i>	
<i>Pyrene-d10</i>		<i>84.2%</i>		<i>41-152%</i>	<i>"</i>								<i>"</i>	
<i>Benzo (a) pyrene-d12</i>		<i>97.7%</i>		<i>36-145%</i>	<i>"</i>								<i>"</i>	

TestAmerica - Portland, OR

The results in this report apply to the samples analyzed in accordance with the chain of custody document. This analytical report must be reproduced in its entirety.

Sarah Rockwell

Sarah Rockwell, Project Manager



SLR-Portland	Project Name: Jeld Wen- Nord Door	Report Created:
1800 Blankenship Road Suite 440	Project Number: 008.0228.00013	05/31/06 17:47
West Linn, OR 97068	Project Manager: R. Scott Miller	

Polynuclear Aromatic Compounds and Pentachlorophenol per EPA 8270M-SIM - Laboratory Quality Control Results
TestAmerica - Portland, OR

QC Batch: 6050660 Soil Preparation Method: EPA 3550

Analyte	Method	Result	MDL*	MRL	Units	Dil	Source Result	Spike Amt	% REC	(Limits)	% RPD	(Limits)	Analyzed	Notes
---------	--------	--------	------	-----	-------	-----	---------------	-----------	-------	----------	-------	----------	----------	-------

LCS (6050660-BS1)

Extracted: 05/15/06 08:39

Acenaphthene	EPA 8270m	124	---	13.2	ug/kg wet	1x	--	165	75.2%	(33-139)	--	--	05/18/06 19:36	
Benzo (a) pyrene	"	165	---	13.2	"	"	--	"	100%	(45-149)	--	--	"	
Pentachlorophenol	"	192	---	66.2	"	"	--	329	58.4%	(14-176)	--	--	"	
Pyrene	"	134	---	13.2	"	"	--	165	81.2%	(39-138)	--	--	"	
<i>Surrogate(s): Fluorene-d10</i>		<i>Recovery:</i>	<i>78.7%</i>	<i>Limits: 32-134%</i>		<i>"</i>							<i>05/18/06 19:36</i>	
<i>2,4,6-Tribromophenol</i>			<i>90.2%</i>	<i>10-150%</i>		<i>"</i>							<i>"</i>	
<i>Pyrene-d10</i>			<i>77.9%</i>	<i>41-152%</i>		<i>"</i>							<i>"</i>	
<i>Benzo (a) pyrene-d12</i>			<i>92.8%</i>	<i>36-145%</i>		<i>"</i>							<i>"</i>	

Matrix Spike (6050660-MS1)

QC Source: PPE0193-11

Extracted: 05/15/06 08:39

Acenaphthene	EPA 8270m	170	---	65.4	ug/kg dry	4x	ND	203	83.7%	(33-139)	--	--	05/18/06 23:13	
Benzo (a) pyrene	"	208	---	65.4	"	"	9.12	"	98.0%	(45-149)	--	--	"	
Pentachlorophenol	"	258	---	327	"	"	ND	407	63.4%	(14-176)	--	--	"	
Pyrene	"	351	---	65.4	"	"	72.1	203	137%	(39-138)	--	--	"	
<i>Surrogate(s): Fluorene-d10</i>		<i>Recovery:</i>	<i>85.1%</i>	<i>Limits: 32-134%</i>		<i>"</i>							<i>05/18/06 23:13</i>	
<i>2,4,6-Tribromophenol</i>			<i>96.1%</i>	<i>10-150%</i>		<i>"</i>							<i>"</i>	
<i>Pyrene-d10</i>			<i>81.2%</i>	<i>41-152%</i>		<i>"</i>							<i>"</i>	
<i>Benzo (a) pyrene-d12</i>			<i>95.6%</i>	<i>36-145%</i>		<i>"</i>							<i>"</i>	

Matrix Spike Dup (6050660-MSD1)

QC Source: PPE0193-11

Extracted: 05/15/06 08:39

Acenaphthene	EPA 8270m	166	---	65.4	ug/kg dry	4x	ND	203	81.8%	(33-139)	2.38%	(50)	05/18/06 23:44	
Benzo (a) pyrene	"	221	---	65.4	"	"	9.12	"	104%	(45-149)	6.06%	"	"	
Pentachlorophenol	"	239	---	327	"	"	ND	407	58.7%	(14-176)	7.65%	(60)	"	
Pyrene	"	343	---	65.4	"	"	72.1	203	133%	(39-138)	2.31%	(50)	"	
<i>Surrogate(s): Fluorene-d10</i>		<i>Recovery:</i>	<i>85.9%</i>	<i>Limits: 32-134%</i>		<i>"</i>							<i>05/18/06 23:44</i>	
<i>2,4,6-Tribromophenol</i>			<i>98.0%</i>	<i>10-150%</i>		<i>"</i>							<i>"</i>	
<i>Pyrene-d10</i>			<i>85.0%</i>	<i>41-152%</i>		<i>"</i>							<i>"</i>	
<i>Benzo (a) pyrene-d12</i>			<i>96.9%</i>	<i>36-145%</i>		<i>"</i>							<i>"</i>	

Sarah Rockwell

Sarah Rockwell, Project Manager



SLR-Portland	Project Name: Jeld Wen- Nord Door	Report Created:
1800 Blankenship Road Suite 440	Project Number: 008.0228.00013	05/31/06 17:47
West Linn, OR 97068	Project Manager: R. Scott Miller	

Percent Dry Weight (Solids) per Standard Methods - Laboratory Quality Control Results
TestAmerica - Portland, OR

QC Batch: 6050579 **Soil Preparation Method: Dry Weight**

Analyte	Method	Result	MDL*	MRL	Units	Dil	Source Result	Spike Amt	% REC	(Limits)	% RPD	(Limits)	Analyzed	Notes	
Duplicate (6050579-DUP1)			QC Source: PPE0352-04					Extracted: 05/12/06 08:48							
% Solids	NCA SOP	89.8	---	1.00	% by Weight	1x	89.8	--	--	--	0.00% (20)		05/12/06 14:38		
Duplicate (6050579-DUP2)			QC Source: PPE0352-23					Extracted: 05/12/06 08:48							
% Solids	NCA SOP	68.3	---	1.00	% by Weight	1x	75.6	--	--	--	10.1% (20)		05/12/06 14:38		

TestAmerica - Portland, OR

The results in this report apply to the samples analyzed in accordance with the chain of custody document. This analytical report must be reproduced in its entirety.

Sarah Rockwell

Sarah Rockwell, Project Manager



SLR-Portland	Project Name: Jeld Wen- Nord Door	Report Created:
1800 Blankenship Road Suite 440	Project Number: 008.0228.00013	05/31/06 17:47
West Linn, OR 97068	Project Manager: R. Scott Miller	

Notes and Definitions

Report Specific Notes:

- A-01 - Detected hydrocarbons have distinct peaks that have elution patterns similar to that of PAH's, as well as other extraneous peaks that may be due to biogenic interference.
- A-01a - Detected hydrocarbons have distinct peaks that have elution patterns similar to that of PAH's.
- A-05 - Surrogate recovery is above control limits. Since no acid analytes were detected in the sample, the quality of the data has not been affected.
- A-08 - This compound is present in creosote.
- D-19 - Detected hydrocarbons do not have pattern and range consistent with typical petroleum products and may be due to biogenic interference.
- J - Estimated value.
- MS-4 - Due to high levels of analyte in the sample, the Matrix Spike/Matrix Spike Duplicate calculation does not provide useful spike recovery information. See Laboratory Control Sample.
- O-07 - This sample was extracted outside the EPA recommended holding time.
- Q-01 - The matrix spike recovery, and/or RPD, for this QC sample is outside of established control limits. Failure of a matrix spike QC sample does not represent an out-of-control condition for the batch.
- Q-32 - No results were reported for the MS and or MSD. The sample used for the MS/MSD required dilution due to the sample matrix. Because of this, the spike compounds were diluted below the detection limit.
- R-03 - The reporting limit for this analyte was raised due to matrix interference.
- R-05 - Reporting limits raised due to dilution necessary for analysis. Sample contains high levels of reported analyte, non-target analyte, and/or matrix interference.
- S-01 - The surrogate recovery for this sample is not available due to sample dilution required from high analyte concentration and/or matrix interferences.
- S-02 - The surrogate recovery for this sample cannot be accurately quantified due to interference from coeluting organic compounds present.
- S-09 - Surrogate recovery is outside control limits due to matrix interference.
- S-10 - The recovery for this parameter is outside acceptance limits. See case narrative.
- X - See case narrative.

Laboratory Reporting Conventions:

- DET - Analyte DETECTED at or above the Reporting Limit. Qualitative Analyses only.
- ND - Analyte NOT DETECTED at or above the reporting limit (MDL or MRL, as appropriate).
- NR/NA - Not Reported / Not Available
- dry - Sample results reported on a Dry Weight Basis. Results and Reporting Limits have been corrected for Percent Dry Weight.
- wet - Sample results and reporting limits reported on a Wet Weight Basis (as received). Results with neither 'wet' nor 'dry' are reported on a Wet Weight Basis.
- RPD - RELATIVE PERCENT DIFFERENCE (RPDs calculated using Results, not Percent Recoveries).
- MRL - METHOD REPORTING LIMIT. Reporting Level at, or above, the lowest level standard of the Calibration Table.

Sarah Rockwell

Sarah Rockwell, Project Manager



SLR-Portland

1800 Blankenship Road Suite 440
West Linn, OR 97068

Project Name: **Jeld Wen- Nord Door**
Project Number: 008.0228.00013
Project Manager: R. Scott Miller

Report Created:
05/31/06 17:47

- MDL* - METHOD DETECTION LIMIT. Reporting Level at, or above, the statistically derived limit based on 40CFR, Part 136, Appendix B. *MDLs are listed on the report only if the data has been evaluated below the MRL. Results between the MDL and MRL are reported as Estimated Results.
- Dil - Dilutions are calculated based on deviations from the standard dilution performed for an analysis, and may not represent the dilution found on the analytical raw data.
- Reporting Limits - Reporting limits (MDLs and MRLs) are adjusted based on variations in sample preparation amounts, analytical dilutions and percent solids, where applicable.
- Electronic Signature - Electronic Signature added in accordance with TestAmerica's *Electronic Reporting and Electronic Signatures Policy*. Application of electronic signature indicates that the report has been reviewed and approved for release by the laboratory. Electronic signature is intended to be the legally binding equivalent of a traditionally handwritten signature.

Sarah Rockwell

Sarah Rockwell, Project Manager



June 05, 2006

R. Scott Miller
SLR-Portland
1800 Blankenship Road Suite 440
West Linn, OR 97068

RE: Jeld Wen- Nord Door

Enclosed are the results of analyses for samples received by the laboratory on 05/12/06 09:15.
The following list is a summary of the Work Orders contained in this report, generated on 06/05/06
15:50.

If you have any questions concerning this report, please feel free to contact me.

<u>Work Order</u>	<u>Project</u>	<u>ProjectNumber</u>
PPE0586	Jeld Wen- Nord Door	008-0228.00013

Sarah Rockwell

Sarah Rockwell, Project Manager



SLR-Portland 1800 Blankenship Road Suite 440 West Linn, OR 97068	Project Name:	Jeld Wen- Nord Door	Report Created:
	Project Number:	008-0228.00013	06/05/06 15:50
	Project Manager:	R. Scott Miller	

ANALYTICAL REPORT FOR SAMPLES

Sample ID	Laboratory ID	Matrix	Date Sampled	Date Received
GP4-4.5	PPE0586-01	Soil	05/11/06 11:50	05/12/06 09:15
GP4-GW	PPE0586-02	Water	05/11/06 14:30	05/12/06 09:15

Sarah Rockwell

Sarah Rockwell, Project Manager



SLR-Portland	Project Name: Jeld Wen- Nord Door	
1800 Blankenship Road Suite 440	Project Number: 008-0228.00013	Report Created:
West Linn, OR 97068	Project Manager: R. Scott Miller	06/05/06 15:50

Hydrocarbon Identification per NW-TPH Methodology
TestAmerica - Portland, OR

Analyte	Method	Result	MDL*	MRL	Units	Dil	Batch	Prepared	Analyzed	Notes
PPE0586-01 (GP4-4.5)		Soil			Sampled: 05/11/06 11:50					
Gasoline Range Hydrocarbons	NWTPH HCID	DET	----	27.2	mg/kg dry	1x	6050765	05/16/06 18:00	05/17/06 01:49	
Diesel Range Hydrocarbons	"	ND	----	67.9	"	"	"	"	"	
Heavy Oil Range Hydrocarbons	"	ND	----	136	"	"	"	"	"	
<i>Surrogate(s): 1-Chlorooctadecane</i>			109%			50 - 150 %	"			"
PPE0586-02 (GP4-GW)		Water			Sampled: 05/11/06 14:30					
Gasoline Range Hydrocarbons	NWTPH HCID	DET	----	0.238	mg/l	1x	6050725	05/16/06 14:20	05/17/06 16:18	A-01
Diesel Range Hydrocarbons	"	DET	----	0.600	"	"	"	"	"	A-01
Heavy Oil Range Hydrocarbons	"	ND	----	0.600	"	"	"	"	"	
<i>Surrogate(s): 1-Chlorooctadecane</i>			77.0%			50 - 150 %	"			"

Sarah Rockwell

Sarah Rockwell, Project Manager



SLR-Portland	Project Name: Jeld Wen- Nord Door	Report Created:
1800 Blankenship Road Suite 440	Project Number: 008-0228.00013	06/05/06 15:50
West Linn, OR 97068	Project Manager: R. Scott Miller	

Gasoline Hydrocarbons per NW TPH-Gx Method
TestAmerica - Portland, OR

Analyte	Method	Result	MDL*	MRL	Units	Dil	Batch	Prepared	Analyzed	Notes
PPE0586-01 (GP4-4.5)		Soil			Sampled: 05/11/06 11:50					
Gasoline Range Hydrocarbons	NW TPH-Gx	47.0	----	6.32	mg/kg dry	1x	6050959	05/18/06 14:38	05/23/06 05:43	
<i>Surrogate(s): a,a,a-TFT</i>		82.0%			50 - 150 %		"		"	
PPE0586-02RE1 (GP4-GW)		Water			Sampled: 05/11/06 14:30					
Gasoline Range Hydrocarbons	NW TPH-Gx	372	----	80.0	ug/l	1x	6051048	05/22/06 14:04	05/22/06 15:18	
<i>Surrogate(s): 4-BFB</i>		244%			50 - 150 %		"		" S-02	

Sarah Rockwell

Sarah Rockwell, Project Manager



SLR-Portland	Project Name: Jeld Wen- Nord Door	Report Created:
1800 Blankenship Road Suite 440	Project Number: 008-0228.00013	06/05/06 15:50
West Linn, OR 97068	Project Manager: R. Scott Miller	

Diesel and Heavy Range Hydrocarbons per NWTPH-Dx Method with Acid/Silica Gel Cleanup
TestAmerica - Portland, OR

Analyte	Method	Result	MDL*	MRL	Units	Dil	Batch	Prepared	Analyzed	Notes
PPE0586-02 (GP4-GW)		Water			Sampled: 05/11/06 14:30					
Diesel Range Organics	NWTPH-Dx	ND	----	0.238	mg/l	1x	6050922	05/19/06 14:00	05/19/06 18:44	
Heavy Oil Range Hydrocarbons	"	ND	----	0.476	"	"	"	"	"	
<i>Surrogate(s): 1-Chlorooctadecane</i>			61.7%		50 - 150 %	"				"

TestAmerica - Portland, OR

The results in this report apply to the samples analyzed in accordance with the chain of custody document. This analytical report must be reproduced in its entirety.

Sarah Rockwell

Sarah Rockwell, Project Manager



SLR-Portland	Project Name: Jeld Wen- Nord Door	Report Created:
1800 Blankenship Road Suite 440	Project Number: 008-0228.00013	06/05/06 15:50
West Linn, OR 97068	Project Manager: R. Scott Miller	

Semivolatile Organic Compounds per EPA Method 8270C
TestAmerica - Portland, OR

Analyte	Method	Result	MDL*	MRL	Units	Dil	Batch	Prepared	Analyzed	Notes
PPE0586-02 (GP4-GW)		Water			Sampled: 05/11/06 14:30					
Carbazole	EPA 8270C	ND	----	4.72	ug/l	1x	6050900	05/18/06 21:00	05/23/06 07:07	A-08
Acenaphthene	"	ND	----	4.72	"	"	"	"	"	A-08
Acenaphthylene	"	ND	----	4.72	"	"	"	"	"	A-08
Anthracene	"	ND	----	4.72	"	"	"	"	"	A-08
Benzo (a) anthracene	"	ND	----	4.72	"	"	"	"	"	A-08
Benzo (a) pyrene	"	ND	----	4.72	"	"	"	"	"	A-08
Benzo (b) fluoranthene	"	ND	----	4.72	"	"	"	"	"	A-08
Benzo (ghi) perylene	"	ND	----	4.72	"	"	"	"	"	A-08
Benzo (k) fluoranthene	"	ND	----	4.72	"	"	"	"	"	A-08
Benzoic Acid	"	ND	----	47.2	"	"	"	"	"	
Benzyl alcohol	"	ND	----	9.43	"	"	"	"	"	
4-Bromophenyl phenyl ether	"	ND	----	4.72	"	"	"	"	"	
Butyl benzyl phthalate	"	ND	----	4.72	"	"	"	"	"	
4-Chloro-3-methylphenol	"	ND	----	4.72	"	"	"	"	"	
4-Chloroaniline	"	ND	----	18.9	"	"	"	"	"	
Bis(2-chloroethoxy)methane	"	ND	----	9.43	"	"	"	"	"	
Bis(2-chloroethyl)ether	"	ND	----	4.72	"	"	"	"	"	
Bis(2-chloroisopropyl)ether	"	ND	----	9.43	"	"	"	"	"	
2-Chloronaphthalene	"	ND	----	4.72	"	"	"	"	"	
2-Chlorophenol	"	ND	----	4.72	"	"	"	"	"	
4-Chlorophenyl phenyl ether	"	ND	----	4.72	"	"	"	"	"	
Chrysene	"	ND	----	4.72	"	"	"	"	"	A-08
Di-n-butyl phthalate	"	ND	----	4.72	"	"	"	"	"	
Di-n-octyl phthalate	"	ND	----	4.72	"	"	"	"	"	
Dibenzo (a,h) anthracene	"	ND	----	4.72	"	"	"	"	"	A-08
Dibenzofuran	"	ND	----	4.72	"	"	"	"	"	A-08
1,2-Dichlorobenzene	"	ND	----	4.72	"	"	"	"	"	
1,3-Dichlorobenzene	"	ND	----	4.72	"	"	"	"	"	
1,4-Dichlorobenzene	"	ND	----	4.72	"	"	"	"	"	
3,3'-Dichlorobenzidine	"	ND	----	4.72	"	"	"	"	"	
2,4-Dichlorophenol	"	ND	----	4.72	"	"	"	"	"	
Diethyl phthalate	"	ND	----	4.72	"	"	"	"	"	
2,4-Dimethylphenol	"	ND	----	9.43	"	"	"	"	"	A-08
Dimethyl phthalate	"	ND	----	4.72	"	"	"	"	"	
4,6-Dinitro-2-methylphenol	"	ND	----	9.43	"	"	"	"	"	
2,4-Dinitrophenol	"	ND	----	23.6	"	"	"	"	"	
2,4-Dinitrotoluene	"	ND	----	4.72	"	"	"	"	"	
2,6-Dinitrotoluene	"	ND	----	4.72	"	"	"	"	"	

TestAmerica - Portland, OR

The results in this report apply to the samples analyzed in accordance with the chain of custody document. This analytical report must be reproduced in its entirety.

Sarah Rockwell

Sarah Rockwell, Project Manager



SLR-Portland	Project Name: Jeld Wen- Nord Door	Report Created:
1800 Blankenship Road Suite 440	Project Number: 008-0228.00013	06/05/06 15:50
West Linn, OR 97068	Project Manager: R. Scott Miller	

Semivolatile Organic Compounds per EPA Method 8270C
 TestAmerica - Portland, OR

Analyte	Method	Result	MDL*	MRL	Units	Dil	Batch	Prepared	Analyzed	Notes
---------	--------	--------	------	-----	-------	-----	-------	----------	----------	-------

PPE0586-02 (GP4-GW)		Water			Sampled: 05/11/06 14:30					
Bis(2-ethylhexyl)phthalate	EPA 8270C	ND	----	9.43	ug/l	1x	6050900	05/18/06 21:00	05/23/06 07:07	
Fluoranthene	"	ND	----	4.72	"	"	"	"	"	A-08
Fluorene	"	ND	----	4.72	"	"	"	"	"	A-08
Hexachlorobenzene	"	ND	----	4.72	"	"	"	"	"	
Hexachlorobutadiene	"	ND	----	9.43	"	"	"	"	"	
Hexachlorocyclopentadiene	"	ND	----	9.43	"	"	"	"	"	
Hexachloroethane	"	ND	----	9.43	"	"	"	"	"	
Indeno (1,2,3-cd) pyrene	"	ND	----	4.72	"	"	"	"	"	A-08
Isophorone	"	ND	----	4.72	"	"	"	"	"	A-08
2-Methylnaphthalene	"	ND	----	4.72	"	"	"	"	"	A-08
2-Methylphenol	"	ND	----	9.43	"	"	"	"	"	A-08
3-,4-Methylphenol	"	ND	----	4.72	"	"	"	"	"	A-08
Naphthalene	"	ND	----	4.72	"	"	"	"	"	A-08
2-Nitroaniline	"	ND	----	4.72	"	"	"	"	"	
3-Nitroaniline	"	ND	----	9.43	"	"	"	"	"	
4-Nitroaniline	"	ND	----	9.43	"	"	"	"	"	
Nitrobenzene	"	ND	----	4.72	"	"	"	"	"	
2-Nitrophenol	"	ND	----	4.72	"	"	"	"	"	
4-Nitrophenol	"	ND	----	23.6	"	"	"	"	"	
N-Nitrosodi-n-propylamine	"	ND	----	9.43	"	"	"	"	"	
N-Nitrosodiphenylamine	"	ND	----	4.72	"	"	"	"	"	
Pentachlorophenol	"	ND	----	9.43	"	"	"	"	"	A-08
Phenanthrene	"	ND	----	4.72	"	"	"	"	"	A-08
Phenol	"	ND	----	4.72	"	"	"	"	"	A-08
Pyrene	"	ND	----	4.72	"	"	"	"	"	A-08
1,2,4-Trichlorobenzene	"	ND	----	4.72	"	"	"	"	"	
2,4,5-Trichlorophenol	"	ND	----	4.72	"	"	"	"	"	
2,4,6-Trichlorophenol	"	ND	----	4.72	"	"	"	"	"	

Surrogate(s):	2-Fluorobiphenyl	95.6%	28 - 118 %	"	"
	2-Fluorophenol	50.3%	12 - 100 %	"	"
	Nitrobenzene-d5	85.9%	37 - 124 %	"	"
	Phenol-d6	27.4%	4 - 105 %	"	"
	p-Terphenyl-d14	110%	44 - 140 %	"	"
	2,4,6-Tribromophenol	104%	31 - 142 %	"	"

TestAmerica - Portland, OR

The results in this report apply to the samples analyzed in accordance with the chain of custody document. This analytical report must be reproduced in its entirety.

Sarah Rockwell

Sarah Rockwell, Project Manager



SLR-Portland	Project Name: Jeld Wen- Nord Door	Report Created:
1800 Blankenship Road Suite 440	Project Number: 008-0228.00013	06/05/06 15:50
West Linn, OR 97068	Project Manager: R. Scott Miller	

Polynuclear Aromatic Compounds and Pentachlorophenol per EPA 8270M-SIM
 TestAmerica - Portland, OR

Analyte	Method	Result	MDL*	MRL	Units	Dil	Batch	Prepared	Analyzed	Notes
PPE0586-01 (GP4-4.5)		Soil			Sampled: 05/11/06 11:50					
Acenaphthene	EPA 8270m	38.9	----	21.4	ug/kg dry	1x	6051271	05/25/06 21:00	06/01/06 11:55	
Acenaphthylene	"	ND	----	21.4	"	"	"	"	"	"
Anthracene	"	ND	----	21.4	"	"	"	"	"	"
Benzo (a) anthracene	"	ND	----	21.4	"	"	"	"	"	"
Benzo (a) pyrene	"	ND	----	21.4	"	"	"	"	"	"
Benzo (b) fluoranthene	"	ND	----	21.4	"	"	"	"	"	"
Benzo (k) fluoranthene	"	ND	----	21.4	"	"	"	"	"	"
Benzo (ghi) perylene	"	ND	----	21.4	"	"	"	"	"	"
Chrysene	"	ND	----	21.4	"	"	"	"	"	"
Dibenzo (a,h) anthracene	"	ND	----	21.4	"	"	"	"	"	"
Fluoranthene	"	ND	----	21.4	"	"	"	"	"	"
Fluorene	"	ND	----	21.4	"	"	"	"	"	"
Indeno (1,2,3-cd) pyrene	"	ND	----	21.4	"	"	"	"	"	"
Naphthalene	"	ND	----	21.4	"	"	"	"	"	"
Pentachlorophenol	"	156	----	107	"	"	"	"	"	"
Phenanthrene	"	ND	----	21.4	"	"	"	"	"	"
Pyrene	"	ND	----	21.4	"	"	"	"	"	"
<i>Surrogate(s): Fluorene-d10</i>			<i>91.0%</i>		<i>32 - 134 %</i>	<i>"</i>				<i>"</i>
<i>2,4,6-Tribromophenol</i>			<i>92.5%</i>		<i>10 - 150 %</i>	<i>"</i>				<i>"</i>
<i>Pyrene-d10</i>			<i>98.5%</i>		<i>41 - 152 %</i>	<i>"</i>				<i>"</i>
<i>Benzo (a) pyrene-d12</i>			<i>82.7%</i>		<i>36 - 145 %</i>	<i>"</i>				<i>"</i>

Sarah Rockwell

Sarah Rockwell, Project Manager



SLR-Portland	Project Name: Jeld Wen- Nord Door	Report Created:
1800 Blankenship Road Suite 440	Project Number: 008-0228.00013	06/05/06 15:50
West Linn, OR 97068	Project Manager: R. Scott Miller	

Percent Dry Weight (Solids) per Standard Methods
TestAmerica - Portland, OR

Analyte	Method	Result	MDL*	MRL	Units	Dil	Batch	Prepared	Analyzed	Notes
PPE0586-01 (GP4-4.5)		Soil			Sampled: 05/11/06 11:50					
% Solids	NCA SOP	62.0	----	1.00	% by Weight	1x	6050791	05/17/06 08:48	05/18/06 09:28	

TestAmerica - Portland, OR

The results in this report apply to the samples analyzed in accordance with the chain of custody document. This analytical report must be reproduced in its entirety.

Sarah Rockwell

Sarah Rockwell, Project Manager



SLR-Portland	Project Name: Jeld Wen- Nord Door	Report Created:
1800 Blankenship Road Suite 440	Project Number: 008-0228.00013	06/05/06 15:50
West Linn, OR 97068	Project Manager: R. Scott Miller	

Hydrocarbon Identification per NW-TPH Methodology - Laboratory Quality Control Results
 TestAmerica - Portland, OR

QC Batch: 6050725 **Water Preparation Method: EPA 3510 Fuels**

Analyte	Method	Result	MDL*	MRL	Units	Dil	Source Result	Spike Amt	% REC	(Limits)	% RPD	(Limits)	Analyzed	Notes
Blank (6050725-BLK1)										Extracted: 05/16/06 14:20				
Gasoline Range Hydrocarbons	NWTPH HCID	ND	---	0.125	mg/l	1x	--	--	--	--	--	--	05/17/06 15:43	
Diesel Range Hydrocarbons	"	ND	---	0.315	"	"	--	--	--	--	--	--	"	
Heavy Oil Range Hydrocarbons	"	ND	---	0.315	"	"	--	--	--	--	--	--	"	
<i>Surrogate(s): 1-Chlorooctadecane</i>		<i>Recovery: 65.6%</i>		<i>Limits: 50-150%</i>		"						<i>05/17/06 15:43</i>		

QC Batch: 6050765 **Soil Preparation Method: EPA 3550 Fuels**

Analyte	Method	Result	MDL*	MRL	Units	Dil	Source Result	Spike Amt	% REC	(Limits)	% RPD	(Limits)	Analyzed	Notes
Blank (6050765-BLK1)										Extracted: 05/16/06 18:00				
Gasoline Range Hydrocarbons	NWTPH HCID	ND	---	20.0	mg/kg wet	1x	--	--	--	--	--	--	05/17/06 00:44	
Diesel Range Hydrocarbons	"	ND	---	50.0	"	"	--	--	--	--	--	--	"	
Heavy Oil Range Hydrocarbons	"	ND	---	100	"	"	--	--	--	--	--	--	"	
<i>Surrogate(s): 1-Chlorooctadecane</i>		<i>Recovery: 108%</i>		<i>Limits: 50-150%</i>		"						<i>05/17/06 00:44</i>		

Duplicate (6050765-DUP1)										QC Source: PPE0586-01		Extracted: 05/16/06 18:00			
Analyte	Method	Result	MDL*	MRL	Units	Dil	Source Result	Spike Amt	% REC	(Limits)	% RPD	(Limits)	Analyzed	Notes	
Gasoline Range Hydrocarbons	NWTPH HCID	DET	---	31.3	mg/kg dry	1x	37.0	--	--	--	82.8% (50)		05/17/06 01:17	Q-14	
Diesel Range Hydrocarbons	"	ND	---	78.4	"	"	ND	--	--	--	NR	"	"		
Heavy Oil Range Hydrocarbons	"	ND	---	157	"	"	ND	--	--	--	42.3%	"	"		
<i>Surrogate(s): 1-Chlorooctadecane</i>		<i>Recovery: 109%</i>		<i>Limits: 50-150%</i>		"						<i>05/17/06 01:17</i>			

TestAmerica - Portland, OR

The results in this report apply to the samples analyzed in accordance with the chain of custody document. This analytical report must be reproduced in its entirety.

Sarah Rockwell

Sarah Rockwell, Project Manager



SLR-Portland	Project Name: Jeld Wen- Nord Door	Report Created:
1800 Blankenship Road Suite 440	Project Number: 008-0228.00013	06/05/06 15:50
West Linn, OR 97068	Project Manager: R. Scott Miller	

Gasoline Hydrocarbons per NW TPH-Gx Method - Laboratory Quality Control Results
 TestAmerica - Portland, OR

QC Batch: 6050935 **Water Preparation Method: EPA 5030B**

Analyte	Method	Result	MDL*	MRL	Units	Dil	Source Result	Spike Amt	% REC	(Limits)	% RPD	(Limits)	Analyzed	Notes
Blank (6050935-BLK1)							Extracted: 05/19/06 11:04					A-02		
Gasoline Range Hydrocarbons	NW TPH-Gx	ND	---	80.0	ug/l	1x	--	--	--	--	--	--	05/19/06 12:48	
Surrogate(s): 4-BFB		Recovery: 75.4%	Limits: 50-150%		"		05/19/06 12:48							
LCS (6050935-BS1)							Extracted: 05/19/06 11:04					A-02		
Gasoline Range Hydrocarbons	NW TPH-Gx	415	---	80.0	ug/l	1x	--	500	83.0%	(70-130)	--	--	05/19/06 12:18	
Surrogate(s): 4-BFB		Recovery: 88.8%	Limits: 50-150%		"		05/19/06 12:18							
Duplicate (6050935-DUP1)							QC Source: PPE0691-04RE1					Extracted: 05/19/06 11:04		
Gasoline Range Hydrocarbons	NW TPH-Gx	1170	---	80.0	ug/l	1x	1210	--	--	--	3.36% (40)	--	05/19/06 14:41	
Surrogate(s): 4-BFB		Recovery: 99.4%	Limits: 50-150%		"		05/19/06 14:41							
Duplicate (6050935-DUP2)							QC Source: PPE0875-01					Extracted: 05/19/06 11:04		
Gasoline Range Hydrocarbons	NW TPH-Gx	1990	---	80.0	ug/l	1x	2000	--	--	--	0.501% (40)	--	05/19/06 15:46	
Surrogate(s): 4-BFB		Recovery: 97.8%	Limits: 50-150%		"		05/19/06 15:46							

QC Batch: 6050959 **Soil Preparation Method: EPA 5035 Modified**

Analyte	Method	Result	MDL*	MRL	Units	Dil	Source Result	Spike Amt	% REC	(Limits)	% RPD	(Limits)	Analyzed	Notes
Blank (6050959-BLK1)							Extracted: 05/19/06 15:14							
Gasoline Range Hydrocarbons	NW TPH-Gx	ND	---	3.70	mg/kg wet	1x	--	--	--	--	--	--	05/23/06 00:43	
Surrogate(s): a,a,a-TFT		Recovery: 102%	Limits: 50-150%		"		05/23/06 00:43							
LCS (6050959-BS1)							Extracted: 05/19/06 15:14							
Gasoline Range Hydrocarbons	NW TPH-Gx	36.1	---	3.73	mg/kg wet	1x	--	46.6	77.5%	(70-130)	--	--	05/23/06 10:54	
Surrogate(s): a,a,a-TFT		Recovery: 100%	Limits: 50-150%		"		05/23/06 10:54							
Duplicate (6050959-DUP1)							QC Source: PPE0586-01					Extracted: 05/19/06 15:14		
Gasoline Range Hydrocarbons	NW TPH-Gx	48.4	---	6.32	mg/kg dry	1x	47.0	--	--	--	2.94% (40)	--	05/23/06 06:12	
Surrogate(s): a,a,a-TFT		Recovery: 78.7%	Limits: 50-150%		"		05/23/06 06:12							
Matrix Spike (6050959-MS1)							QC Source: PPE0784-01					Extracted: 05/19/06 15:14		
Gasoline Range Hydrocarbons	NW TPH-Gx	42.5	---	5.30	mg/kg dry	1x	2.43	66.2	60.5%	(65-130)	--	--	05/23/06 02:14	Q-01
Surrogate(s): a,a,a-TFT		Recovery: 84.3%	Limits: 50-150%		"		05/23/06 02:14							

TestAmerica - Portland, OR

The results in this report apply to the samples analyzed in accordance with the chain of custody document. This analytical report must be reproduced in its entirety.

Sarah Rockwell

Sarah Rockwell, Project Manager



SLR-Portland	Project Name: Jeld Wen- Nord Door	Report Created:
1800 Blankenship Road Suite 440	Project Number: 008-0228.00013	06/05/06 15:50
West Linn, OR 97068	Project Manager: R. Scott Miller	

Gasoline Hydrocarbons per NW TPH-Gx Method - Laboratory Quality Control Results
 TestAmerica - Portland, OR

QC Batch: 6051048 **Water Preparation Method: EPA 5030B**

Analyte	Method	Result	MDL*	MRL	Units	Dil	Source Result	Spike Amt	% REC	(Limits)	% RPD	(Limits)	Analyzed	Notes		
Blank (6051048-BLK1)													Extracted: 05/22/06 11:13			
Gasoline Range Hydrocarbons	NW TPH-Gx	ND	---	80.0	ug/l	1x	--	--	--	--	--	--	05/22/06 14:22			
<i>Surrogate(s): 4-BFB</i>		<i>Recovery: 84.0%</i>		<i>Limits: 50-150%</i>	<i>"</i>								<i>05/22/06 14:22</i>			
LCS (6051048-BS1)													Extracted: 05/22/06 11:13			
Gasoline Range Hydrocarbons	NW TPH-Gx	481	---	80.0	ug/l	1x	--	500	96.2%	(70-130)	--	--	05/22/06 12:37			
<i>Surrogate(s): 4-BFB</i>		<i>Recovery: 89.4%</i>		<i>Limits: 50-150%</i>	<i>"</i>								<i>05/22/06 12:37</i>			
LCS Dup (6051048-BSD1)													Extracted: 05/22/06 11:13			
Gasoline Range Hydrocarbons	NW TPH-Gx	455	---	80.0	ug/l	1x	--	500	91.0%	(70-130)	5.56% (40)		05/22/06 13:07			
<i>Surrogate(s): 4-BFB</i>		<i>Recovery: 94.6%</i>		<i>Limits: 50-150%</i>	<i>"</i>								<i>05/22/06 13:07</i>			
Duplicate (6051048-DUP1)													QC Source: PPE0586-02RE1		Extracted: 05/22/06 11:13	
Gasoline Range Hydrocarbons	NW TPH-Gx	289	---	80.0	ug/l	1x	372	--	--	--	25.1% (40)		05/22/06 15:49			
<i>Surrogate(s): 4-BFB</i>		<i>Recovery: 208%</i>		<i>Limits: 50-150%</i>	<i>"</i>								<i>05/22/06 15:49</i>	<i>S-02</i>		
Matrix Spike (6051048-MS1)													QC Source: PPE0864-04RE1		Extracted: 05/22/06 11:13	
Gasoline Range Hydrocarbons	NW TPH-Gx	32600	---	4000	ug/l	50x	17000	25000	62.4%	(70-130)	--	--	05/22/06 21:11	Q-01		
<i>Surrogate(s): 4-BFB</i>		<i>Recovery: 87.2%</i>		<i>Limits: 50-150%</i>	<i>1x</i>								<i>05/22/06 21:11</i>			
Matrix Spike Dup (6051048-MSD1)													QC Source: PPE0864-04RE1		Extracted: 05/22/06 11:13	
Gasoline Range Hydrocarbons	NW TPH-Gx	30900	---	4000	ug/l	50x	17000	25000	55.6%	(70-130)	5.35% (30)		05/22/06 21:42	Q-01		
<i>Surrogate(s): 4-BFB</i>		<i>Recovery: 86.4%</i>		<i>Limits: 50-150%</i>	<i>1x</i>								<i>05/22/06 21:42</i>			

TestAmerica - Portland, OR

The results in this report apply to the samples analyzed in accordance with the chain of custody document. This analytical report must be reproduced in its entirety.

Sarah Rockwell

Sarah Rockwell, Project Manager



SLR-Portland	Project Name: Jeld Wen- Nord Door	Report Created:
1800 Blankenship Road Suite 440	Project Number: 008-0228.00013	06/05/06 15:50
West Linn, OR 97068	Project Manager: R. Scott Miller	

Diesel and Heavy Range Hydrocarbons per NWTPH-Dx Method with Acid/Silica Gel Cleanup - Laboratory Quality Control Results
 TestAmerica - Portland, OR

QC Batch: 6050922 Water Preparation Method: EPA 3510 Fuels

Analyte	Method	Result	MDL*	MRL	Units	Dil	Source Result	Spike Amt	% REC	(Limits)	% RPD	(Limits)	Analyzed	Notes
Blank (6050922-BLK1)								Extracted: 05/19/06 14:00						
Diesel Range Organics	NWTPH-Dx	ND	---	0.250	mg/l	1x	--	--	--	--	--	--	05/19/06 17:05	
Heavy Oil Range Hydrocarbons	"	ND	---	0.500	"	"	--	--	--	--	--	--	"	
<i>Surrogate(s): 1-Chlorooctadecane</i>		<i>Recovery: 79.4%</i>		<i>Limits: 50-150%</i>		<i>"</i>							<i>05/19/06 17:05</i>	
LCS (6050922-BS1)								Extracted: 05/19/06 14:00						
Diesel Range Organics	NWTPH-Dx	2.32	---	0.250	mg/l	1x	--	2.51	92.4%	(50-150)	--	--	05/19/06 17:36	
Heavy Oil Range Hydrocarbons	"	1.55	---	0.500	"	"	--	1.53	101%	"	--	--	"	
<i>Surrogate(s): 1-Chlorooctadecane</i>		<i>Recovery: 76.6%</i>		<i>Limits: 50-150%</i>		<i>"</i>							<i>05/19/06 17:36</i>	
LCS Dup (6050922-BSD1)								Extracted: 05/19/06 14:00						
Diesel Range Organics	NWTPH-Dx	2.43	---	0.250	mg/l	1x	--	2.51	96.8%	(50-150)	4.63% (50)		05/19/06 18:10	
Heavy Oil Range Hydrocarbons	"	1.61	---	0.500	"	"	--	1.53	105%	"	3.80%	"	"	
<i>Surrogate(s): 1-Chlorooctadecane</i>		<i>Recovery: 74.3%</i>		<i>Limits: 50-150%</i>		<i>"</i>							<i>05/19/06 18:10</i>	

TestAmerica - Portland, OR

The results in this report apply to the samples analyzed in accordance with the chain of custody document. This analytical report must be reproduced in its entirety.

Sarah Rockwell

Sarah Rockwell, Project Manager



SLR-Portland	Project Name: Jeld Wen- Nord Door	Report Created:
1800 Blankenship Road Suite 440	Project Number: 008-0228.00013	06/05/06 15:50
West Linn, OR 97068	Project Manager: R. Scott Miller	

Semivolatile Organic Compounds per EPA Method 8270C - Laboratory Quality Control Results
TestAmerica - Portland, OR

QC Batch: 6050900 **Water Preparation Method: EPA 3510/600 Series**

Analyte	Method	Result	MDL*	MRL	Units	Dil	Source Result	Spike Amt	% REC	(Limits)	% RPD	(Limits)	Analyzed	Notes
Blank (6050900-BLK1)													Extracted: 05/18/06 21:00	
Carbazole	EPA 8270C	ND	---	5.00	ug/l	1x	--	--	--	--	--	--	05/22/06 23:06	
Acenaphthene	"	ND	---	5.00	"	"	--	--	--	--	--	--	"	
Acenaphthylene	"	ND	---	5.00	"	"	--	--	--	--	--	--	"	
Anthracene	"	ND	---	5.00	"	"	--	--	--	--	--	--	"	
Benzo (a) anthracene	"	ND	---	5.00	"	"	--	--	--	--	--	--	"	
Benzo (a) pyrene	"	ND	---	5.00	"	"	--	--	--	--	--	--	"	
Benzo (b) fluoranthene	"	ND	---	5.00	"	"	--	--	--	--	--	--	"	
Benzo (ghi) perylene	"	ND	---	5.00	"	"	--	--	--	--	--	--	"	
Benzo (k) fluoranthene	"	ND	---	5.00	"	"	--	--	--	--	--	--	"	
Benzoic Acid	"	ND	---	50.0	"	"	--	--	--	--	--	--	"	
Benzyl alcohol	"	ND	---	10.0	"	"	--	--	--	--	--	--	"	
4-Bromophenyl phenyl ether	"	ND	---	5.00	"	"	--	--	--	--	--	--	"	
Butyl benzyl phthalate	"	ND	---	5.00	"	"	--	--	--	--	--	--	"	
4-Chloro-3-methylphenol	"	ND	---	5.00	"	"	--	--	--	--	--	--	"	
4-Chloroaniline	"	ND	---	20.0	"	"	--	--	--	--	--	--	"	
Bis(2-chloroethoxy)methane	"	ND	---	10.0	"	"	--	--	--	--	--	--	"	
Bis(2-chloroethyl)ether	"	ND	---	5.00	"	"	--	--	--	--	--	--	"	
Bis(2-chloroisopropyl)ether	"	ND	---	10.0	"	"	--	--	--	--	--	--	"	
2-Chloronaphthalene	"	ND	---	5.00	"	"	--	--	--	--	--	--	"	
2-Chlorophenol	"	ND	---	5.00	"	"	--	--	--	--	--	--	"	
4-Chlorophenyl phenyl ether	"	ND	---	5.00	"	"	--	--	--	--	--	--	"	
Chrysene	"	ND	---	5.00	"	"	--	--	--	--	--	--	"	
Di-n-butyl phthalate	"	ND	---	5.00	"	"	--	--	--	--	--	--	"	
Di-n-octyl phthalate	"	ND	---	5.00	"	"	--	--	--	--	--	--	"	
Dibenzo (a,h) anthracene	"	ND	---	5.00	"	"	--	--	--	--	--	--	"	
Dibenzofuran	"	ND	---	5.00	"	"	--	--	--	--	--	--	"	
1,2-Dichlorobenzene	"	ND	---	5.00	"	"	--	--	--	--	--	--	"	
1,3-Dichlorobenzene	"	ND	---	5.00	"	"	--	--	--	--	--	--	"	
1,4-Dichlorobenzene	"	ND	---	5.00	"	"	--	--	--	--	--	--	"	
3,3'-Dichlorobenzidine	"	ND	---	5.00	"	"	--	--	--	--	--	--	"	
2,4-Dichlorophenol	"	ND	---	5.00	"	"	--	--	--	--	--	--	"	
Diethyl phthalate	"	ND	---	5.00	"	"	--	--	--	--	--	--	"	
2,4-Dimethylphenol	"	ND	---	10.0	"	"	--	--	--	--	--	--	"	
Dimethyl phthalate	"	ND	---	5.00	"	"	--	--	--	--	--	--	"	
4,6-Dinitro-2-methylphenol	"	ND	---	10.0	"	"	--	--	--	--	--	--	"	
2,4-Dinitrophenol	"	ND	---	25.0	"	"	--	--	--	--	--	--	"	
2,4-Dinitrotoluene	"	ND	---	5.00	"	"	--	--	--	--	--	--	"	
2,6-Dinitrotoluene	"	ND	---	5.00	"	"	--	--	--	--	--	--	"	
Bis(2-ethylhexyl)phthalate	"	ND	---	10.0	"	"	--	--	--	--	--	--	"	

TestAmerica - Portland, OR

The results in this report apply to the samples analyzed in accordance with the chain of custody document. This analytical report must be reproduced in its entirety.

Sarah Rockwell

Sarah Rockwell, Project Manager



SLR-Portland	Project Name: Jeld Wen- Nord Door	Report Created:
1800 Blankenship Road Suite 440	Project Number: 008-0228.00013	06/05/06 15:50
West Linn, OR 97068	Project Manager: R. Scott Miller	

Semivolatile Organic Compounds per EPA Method 8270C - Laboratory Quality Control Results
 TestAmerica - Portland, OR

QC Batch: 6050900 **Water Preparation Method: EPA 3510/600 Series**

Analyte	Method	Result	MDL*	MRL	Units	Dil	Source Result	Spike Amt	% REC	(Limits)	% RPD	(Limits)	Analyzed	Notes
---------	--------	--------	------	-----	-------	-----	---------------	-----------	-------	----------	-------	----------	----------	-------

Blank (6050900-BLK1)													Extracted: 05/18/06 21:00			
Fluoranthene	EPA 8270C	ND	---	5.00	ug/l	1x	--	--	--	--	--	--	05/22/06 23:06			
Fluorene	"	ND	---	5.00	"	"	--	--	--	--	--	--	"			
Hexachlorobenzene	"	ND	---	5.00	"	"	--	--	--	--	--	--	"			
Hexachlorobutadiene	"	ND	---	10.0	"	"	--	--	--	--	--	--	"			
Hexachlorocyclopentadiene	"	ND	---	10.0	"	"	--	--	--	--	--	--	"			
Hexachloroethane	"	ND	---	10.0	"	"	--	--	--	--	--	--	"			
Indeno (1,2,3-cd) pyrene	"	ND	---	5.00	"	"	--	--	--	--	--	--	"			
Isophorone	"	ND	---	5.00	"	"	--	--	--	--	--	--	"			
2-Methylnaphthalene	"	ND	---	5.00	"	"	--	--	--	--	--	--	"			
2-Methylphenol	"	ND	---	10.0	"	"	--	--	--	--	--	--	"			
3-,4-Methylphenol	"	ND	---	5.00	"	"	--	--	--	--	--	--	"			
Naphthalene	"	ND	---	5.00	"	"	--	--	--	--	--	--	"			
2-Nitroaniline	"	ND	---	5.00	"	"	--	--	--	--	--	--	"			
3-Nitroaniline	"	ND	---	10.0	"	"	--	--	--	--	--	--	"			
4-Nitroaniline	"	ND	---	10.0	"	"	--	--	--	--	--	--	"			
Nitrobenzene	"	ND	---	5.00	"	"	--	--	--	--	--	--	"			
2-Nitrophenol	"	ND	---	5.00	"	"	--	--	--	--	--	--	"			
4-Nitrophenol	"	ND	---	25.0	"	"	--	--	--	--	--	--	"			
N-Nitrosodi-n-propylamine	"	ND	---	10.0	"	"	--	--	--	--	--	--	"			
N-Nitrosodiphenylamine	"	ND	---	5.00	"	"	--	--	--	--	--	--	"			
Pentachlorophenol	"	ND	---	10.0	"	"	--	--	--	--	--	--	"			
Phenanthrene	"	ND	---	5.00	"	"	--	--	--	--	--	--	"			
Phenol	"	ND	---	5.00	"	"	--	--	--	--	--	--	"			
Pyrene	"	ND	---	5.00	"	"	--	--	--	--	--	--	"			
1,2,4-Trichlorobenzene	"	ND	---	5.00	"	"	--	--	--	--	--	--	"			
2,4,5-Trichlorophenol	"	ND	---	5.00	"	"	--	--	--	--	--	--	"			
2,4,6-Trichlorophenol	"	ND	---	5.00	"	"	--	--	--	--	--	--	"			
<i>Surrogate(s):</i> 2-Fluorobiphenyl													<i>Recovery:</i> 82.9%	<i>Limits:</i> 28-118%	"	05/22/06 23:06
2-Fluorophenol													53.1%	12-100%	"	"
Nitrobenzene-d5													80.0%	37-124%	"	"
Phenol-d6													29.4%	4-105%	"	"
p-Terphenyl-d14													107%	44-140%	"	"
2,4,6-Tribromophenol													94.0%	31-142%	"	"

TestAmerica - Portland, OR

The results in this report apply to the samples analyzed in accordance with the chain of custody document. This analytical report must be reproduced in its entirety.

Sarah Rockwell

Sarah Rockwell, Project Manager



SLR-Portland	Project Name: Jeld Wen- Nord Door	Report Created:
1800 Blankenship Road Suite 440	Project Number: 008-0228.00013	06/05/06 15:50
West Linn, OR 97068	Project Manager: R. Scott Miller	

Semivolatile Organic Compounds per EPA Method 8270C - Laboratory Quality Control Results
 TestAmerica - Portland, OR

QC Batch: 6050900 **Water Preparation Method: EPA 3510/600 Series**

Analyte	Method	Result	MDL*	MRL	Units	Dil	Source Result	Spike Amt	% REC	(Limits)	% RPD	(Limits)	Analyzed	Notes
LCS (6050900-BS1)													Extracted: 05/18/06 21:00	
Acenaphthene	EPA 8270C	64.9	---	5.00	ug/l	1x	--	75.0	86.5%	(47-145)	--	--	05/22/06 20:53	
4-Chloro-3-methylphenol	"	123	---	5.00	"	"	--	150	82.0%	(22-147)	--	--	"	
2-Chlorophenol	"	124	---	5.00	"	"	--	"	82.7%	(23-134)	--	--	"	
1,4-Dichlorobenzene	"	48.5	---	5.00	"	"	--	75.0	64.7%	(8-124)	--	--	"	
2,4-Dinitrotoluene	"	70.0	---	5.00	"	"	--	"	93.3%	(39-139)	--	--	"	
4-Nitrophenol	"	47.3	---	25.0	"	"	--	150	31.5%	(1-132)	--	--	"	
N-Nitrosodi-n-propylamine	"	54.8	---	10.0	"	"	--	75.0	73.1%	(1-230)	--	--	"	
Pentachlorophenol	"	110	---	10.0	"	"	--	150	73.3%	(14-176)	--	--	"	
Phenol	"	42.5	---	5.00	"	"	--	"	28.3%	(5-112)	--	--	"	
Pyrene	"	72.1	---	5.00	"	"	--	75.0	96.1%	(52-122)	--	--	"	
1,2,4-Trichlorobenzene	"	54.9	---	5.00	"	"	--	"	73.2%	(11-142)	--	--	"	
<i>Surrogate(s):</i>														
2-Fluorobiphenyl		Recovery:	84.0%	Limits:	28-118%	"							05/22/06 20:53	
2-Fluorophenol			54.8%		12-100%	"							"	
Nitrobenzene-d5			80.9%		37-124%	"							"	
Phenol-d6			30.7%		4-105%	"							"	
p-Terphenyl-d14			99.5%		44-140%	"							"	
2,4,6-Tribromophenol			93.3%		31-142%	"							"	

LCS Dup (6050900-BSD1)													Extracted: 05/18/06 21:00	
Acenaphthene	EPA 8270C	64.4	---	5.00	ug/l	1x	--	75.0	85.9%	(47-145)	0.773% (50)		05/22/06 21:37	
4-Chloro-3-methylphenol	"	123	---	5.00	"	"	--	150	82.0%	(22-147)	0.00%	"	"	
2-Chlorophenol	"	121	---	5.00	"	"	--	"	80.7%	(23-134)	2.45%	"	"	
1,4-Dichlorobenzene	"	47.9	---	5.00	"	"	--	75.0	63.9%	(8-124)	1.24%	"	"	
2,4-Dinitrotoluene	"	67.3	---	5.00	"	"	--	"	89.7%	(39-139)	3.93%	"	"	
4-Nitrophenol	"	47.4	---	25.0	"	"	--	150	31.6%	(1-132)	0.211%	"	"	
N-Nitrosodi-n-propylamine	"	55.8	---	10.0	"	"	--	75.0	74.4%	(1-230)	1.81%	"	"	
Pentachlorophenol	"	111	---	10.0	"	"	--	150	74.0%	(14-176)	0.905%	"	"	
Phenol	"	42.1	---	5.00	"	"	--	"	28.1%	(5-112)	0.946%	"	"	
Pyrene	"	74.0	---	5.00	"	"	--	75.0	98.7%	(52-122)	2.60%	"	"	
1,2,4-Trichlorobenzene	"	53.2	---	5.00	"	"	--	"	70.9%	(11-142)	3.15%	"	"	
<i>Surrogate(s):</i>														
2-Fluorobiphenyl		Recovery:	82.4%	Limits:	28-118%	"							05/22/06 21:37	
2-Fluorophenol			53.7%		12-100%	"							"	
Nitrobenzene-d5			80.4%		37-124%	"							"	
Phenol-d6			30.6%		4-105%	"							"	
p-Terphenyl-d14			102%		44-140%	"							"	
2,4,6-Tribromophenol			93.3%		31-142%	"							"	

Sarah Rockwell

Sarah Rockwell, Project Manager



SLR-Portland	Project Name: Jeld Wen- Nord Door	Report Created:
1800 Blankenship Road Suite 440	Project Number: 008-0228.00013	06/05/06 15:50
West Linn, OR 97068	Project Manager: R. Scott Miller	

Polynuclear Aromatic Compounds and Pentachlorophenol per EPA 8270M-SIM - Laboratory Quality Control Results
 TestAmerica - Portland, OR

QC Batch: 6051271 **Soil Preparation Method: EPA 3550**

Analyte	Method	Result	MDL*	MRL	Units	Dil	Source Result	Spike Amt	% REC	(Limits)	% RPD	(Limits)	Analyzed	Notes		
Blank (6051271-BLK1)													Extracted: 05/25/06 21:00			
Acenaphthene	EPA 8270m	ND	---	13.4	ug/kg wet	1x	--	--	--	--	--	--	05/31/06 12:37			
Acenaphthylene	"	ND	---	13.4	"	"	--	--	--	--	--	--	"			
Anthracene	"	ND	---	13.4	"	"	--	--	--	--	--	--	"			
Benzo (a) anthracene	"	ND	---	13.4	"	"	--	--	--	--	--	--	"			
Benzo (a) pyrene	"	ND	---	13.4	"	"	--	--	--	--	--	--	"			
Benzo (b) fluoranthene	"	ND	---	13.4	"	"	--	--	--	--	--	--	"			
Benzo (k) fluoranthene	"	ND	---	13.4	"	"	--	--	--	--	--	--	"			
Benzo (ghi) perylene	"	ND	---	13.4	"	"	--	--	--	--	--	--	"			
Chrysene	"	ND	---	13.4	"	"	--	--	--	--	--	--	"			
Dibenzo (a,h) anthracene	"	ND	---	13.4	"	"	--	--	--	--	--	--	"			
Fluoranthene	"	ND	---	13.4	"	"	--	--	--	--	--	--	"			
Fluorene	"	ND	---	13.4	"	"	--	--	--	--	--	--	"			
Indeno (1,2,3-cd) pyrene	"	ND	---	13.4	"	"	--	--	--	--	--	--	"			
Naphthalene	"	ND	---	13.4	"	"	--	--	--	--	--	--	"			
Pentachlorophenol	"	ND	---	66.8	"	"	--	--	--	--	--	--	"			
Phenanthrene	"	ND	---	13.4	"	"	--	--	--	--	--	--	"			
Pyrene	"	ND	---	13.4	"	"	--	--	--	--	--	--	"			
<i>Surrogate(s): Fluorene-d10</i>													<i>Recovery: 87.4%</i>	<i>Limits: 32-134%</i>	<i>"</i>	<i>05/31/06 12:37</i>
<i>2,4,6-Tribromophenol</i>													<i>80.3%</i>	<i>10-150%</i>	<i>"</i>	<i>"</i>
<i>Pyrene-d10</i>													<i>105%</i>	<i>41-152%</i>	<i>"</i>	<i>"</i>
<i>Benzo (a) pyrene-d12</i>													<i>103%</i>	<i>36-145%</i>	<i>"</i>	<i>"</i>

LCS (6051271-BS1)													Extracted: 05/25/06 21:00			
Acenaphthene	EPA 8270m	152	---	13.3	ug/kg wet	1x	--	165	92.1%	(33-139)	--	--	05/31/06 13:38			
Benzo (a) pyrene	"	171	---	13.3	"	"	--	"	104%	(45-149)	--	--	"			
Pentachlorophenol	"	218	---	66.3	"	"	--	330	66.1%	(14-176)	--	--	"			
Pyrene	"	164	---	13.3	"	"	--	165	99.4%	(39-138)	--	--	"			
<i>Surrogate(s): Fluorene-d10</i>													<i>Recovery: 94.5%</i>	<i>Limits: 32-134%</i>	<i>"</i>	<i>05/31/06 13:38</i>
<i>2,4,6-Tribromophenol</i>													<i>101%</i>	<i>10-150%</i>	<i>"</i>	<i>"</i>
<i>Pyrene-d10</i>													<i>102%</i>	<i>41-152%</i>	<i>"</i>	<i>"</i>
<i>Benzo (a) pyrene-d12</i>													<i>107%</i>	<i>36-145%</i>	<i>"</i>	<i>"</i>

TestAmerica - Portland, OR

The results in this report apply to the samples analyzed in accordance with the chain of custody document. This analytical report must be reproduced in its entirety.

Sarah Rockwell

Sarah Rockwell, Project Manager



SLR-Portland	Project Name: Jeld Wen- Nord Door	
1800 Blankenship Road Suite 440	Project Number: 008-0228.00013	Report Created:
West Linn, OR 97068	Project Manager: R. Scott Miller	06/05/06 15:50

Polynuclear Aromatic Compounds and Pentachlorophenol per EPA 8270M-SIM - Laboratory Quality Control Results
 TestAmerica - Portland, OR

QC Batch: 6051271 Soil Preparation Method: EPA 3550

Analyte	Method	Result	MDL*	MRL	Units	Dil	Source Result	Spike Amt	% REC	(Limits)	% RPD	(Limits)	Analyzed	Notes
---------	--------	--------	------	-----	-------	-----	---------------	-----------	-------	----------	-------	----------	----------	-------

Matrix Spike (6051271-MS1)

QC Source: PPE0586-01

Extracted: 05/25/06 21:00

Acenaphthene	EPA 8270m	257	---	43.1	ug/kg dry	2x	38.9	268	81.4%	(33-139)	--	--	06/02/06 19:14	
Benzo (a) pyrene	"	212	---	43.1	"	"	ND	"	79.1%	(45-149)	--	--	"	
Pentachlorophenol	"	594	---	216	"	"	156	536	81.7%	(14-176)	--	--	"	
Pyrene	"	271	---	43.1	"	"	ND	268	101%	(39-138)	--	--	"	
<i>Surrogate(s): Fluorene-d10</i>		<i>Recovery:</i>	<i>94.8%</i>	<i>Limits: 32-134%</i>		<i>"</i>							<i>06/02/06 19:14</i>	
<i>2,4,6-Tribromophenol</i>			<i>109%</i>	<i>10-150%</i>		<i>"</i>							<i>"</i>	
<i>Pyrene-d10</i>			<i>104%</i>	<i>41-152%</i>		<i>"</i>							<i>"</i>	
<i>Benzo (a) pyrene-d12</i>			<i>85.8%</i>	<i>36-145%</i>		<i>"</i>							<i>"</i>	

Matrix Spike Dup (6051271-MSD1)

QC Source: PPE0586-01

Extracted: 05/25/06 21:00

Acenaphthene	EPA 8270m	254	---	43.2	ug/kg dry	2x	38.9	269	80.0%	(33-139)	1.17%	(50)	06/02/06 19:44	
Benzo (a) pyrene	"	217	---	43.2	"	"	ND	"	80.7%	(45-149)	2.33%	"	"	
Pentachlorophenol	"	497	---	216	"	"	156	537	63.5%	(14-176)	17.8%	(60)	"	
Pyrene	"	255	---	43.2	"	"	ND	269	94.8%	(39-138)	6.08%	(50)	"	
<i>Surrogate(s): Fluorene-d10</i>		<i>Recovery:</i>	<i>92.5%</i>	<i>Limits: 32-134%</i>		<i>"</i>							<i>06/02/06 19:44</i>	
<i>2,4,6-Tribromophenol</i>			<i>112%</i>	<i>10-150%</i>		<i>"</i>							<i>"</i>	
<i>Pyrene-d10</i>			<i>101%</i>	<i>41-152%</i>		<i>"</i>							<i>"</i>	
<i>Benzo (a) pyrene-d12</i>			<i>88.1%</i>	<i>36-145%</i>		<i>"</i>							<i>"</i>	

TestAmerica - Portland, OR

The results in this report apply to the samples analyzed in accordance with the chain of custody document. This analytical report must be reproduced in its entirety.

Sarah Rockwell

Sarah Rockwell, Project Manager



SLR-Portland	Project Name: Jeld Wen- Nord Door	Report Created:
1800 Blankenship Road Suite 440	Project Number: 008-0228.00013	06/05/06 15:50
West Linn, OR 97068	Project Manager: R. Scott Miller	

Percent Dry Weight (Solids) per Standard Methods - Laboratory Quality Control Results
TestAmerica - Portland, OR

QC Batch: 6050791 **Other dry Preparation Method: Dry Weight**

Analyte	Method	Result	MDL*	MRL	Units	Dil	Source Result	Spike Amt	% REC	(Limits)	% RPD	(Limits)	Analyzed	Notes
Duplicate (6050791-DUP1)			QC Source: PPE0584-45				Extracted: 05/17/06 08:48							
% Solids	NCA SOP	75.5	---	1.00	% by Weight	1x	77.7	--	--	--	2.87%	(20)	05/18/06 09:28	

TestAmerica - Portland, OR

The results in this report apply to the samples analyzed in accordance with the chain of custody document. This analytical report must be reproduced in its entirety.

Sarah Rockwell

Sarah Rockwell, Project Manager



SLR-Portland	Project Name: Jeld Wen- Nord Door	Report Created:
1800 Blankenship Road Suite 440	Project Number: 008-0228.00013	06/05/06 15:50
West Linn, OR 97068	Project Manager: R. Scott Miller	

Notes and Definitions

Report Specific Notes:

- A-01 - The detected hydrocarbons appear to be due to a mixture of heavy gas and light diesel components, as well as biogenic interference.
- A-02 - The MS/MSD was not bracketed by passing CCVs. These samples are being reported without MS/MSD QC data.
- A-08 - This compound is present in creosote.
- Q-01 - The matrix spike recovery, and/or RPD, for this QC sample is outside of established control limits. Failure of a matrix spike QC sample does not represent an out-of-control condition for the batch.
- Q-14 - The matrix spike recovery, and/or RPD, for this QC sample is outside of control limits due to a non-homogeneous sample matrix.
- S-02 - The surrogate recovery for this sample cannot be accurately quantified due to interference from coeluting organic compounds present.

Laboratory Reporting Conventions:

- DET - Analyte DETECTED at or above the Reporting Limit. Qualitative Analyses only.
- ND - Analyte NOT DETECTED at or above the reporting limit (MDL or MRL, as appropriate).
- NR/NA - Not Reported / Not Available
- dry - Sample results reported on a Dry Weight Basis. Results and Reporting Limits have been corrected for Percent Dry Weight.
- wet - Sample results and reporting limits reported on a Wet Weight Basis (as received). Results with neither 'wet' nor 'dry' are reported on a Wet Weight Basis.
- RPD - RELATIVE PERCENT DIFFERENCE (RPDs calculated using Results, not Percent Recoveries).
- MRL - METHOD REPORTING LIMIT. Reporting Level at, or above, the lowest level standard of the Calibration Table.
- MDL* - METHOD DETECTION LIMIT. Reporting Level at, or above, the statistically derived limit based on 40CFR, Part 136, Appendix B. *MDLs are listed on the report only if the data has been evaluated below the MRL. Results between the MDL and MRL are reported as Estimated Results.
- Dil - Dilutions are calculated based on deviations from the standard dilution performed for an analysis, and may not represent the dilution found on the analytical raw data.
- Reporting Limits - Reporting limits (MDLs and MRLs) are adjusted based on variations in sample preparation amounts, analytical dilutions and percent solids, where applicable.
- Electronic Signature - Electronic Signature added in accordance with TestAmerica's *Electronic Reporting and Electronic Signatures Policy*. Application of electronic signature indicates that the report has been reviewed and approved for release by the laboratory. Electronic signature is intended to be the legally binding equivalent of a traditionally handwritten signature.

Sarah Rockwell

Sarah Rockwell, Project Manager



October 06, 2006

R. Scott Miller
SLR-Portland
1800 Blankenship Road Suite 440
West Linn, OR 97068

RE: Jeld Wen- Nord Door

Enclosed are the results of analyses for samples received by the laboratory on 09/14/06 10:20.
The following list is a summary of the Work Orders contained in this report, generated on 10/06/06
17:09.

If you have any questions concerning this report, please feel free to contact me.

<u>Work Order</u>	<u>Project</u>	<u>ProjectNumber</u>
PPI0521	Jeld Wen- Nord Door	008.0228.00018

Sarah Rockwell

Sarah Rockwell, Project Manager



SLR-Portland	Project Name: Jeld Wen- Nord Door	
1800 Blankenship Road Suite 440	Project Number: 008.0228.00018	Report Created:
West Linn, OR 97068	Project Manager: R. Scott Miller	10/06/06 17:09

ANALYTICAL REPORT FOR SAMPLES

Sample ID	Laboratory ID	Matrix	Date Sampled	Date Received
GP201-4.5	PPI0521-01	Soil	09/11/06 11:45	09/14/06 10:20
GP202-7.5	PPI0521-02	Soil	09/11/06 12:55	09/14/06 10:20
GP203-5.5	PPI0521-03	Soil	09/11/06 13:25	09/14/06 10:20
GP204-7.5	PPI0521-04	Soil	09/11/06 14:45	09/14/06 10:20
GP205-3	PPI0521-05	Soil	09/12/06 11:45	09/14/06 10:20
GP206-4.5	PPI0521-06	Soil	09/12/06 13:20	09/14/06 10:20
GP206-8.5	PPI0521-07	Soil	09/12/06 13:30	09/14/06 10:20
GP207-3	PPI0521-08	Soil	09/12/06 14:00	09/14/06 10:20
GP207-9	PPI0521-09	Soil	09/12/06 14:15	09/14/06 10:20
GP209-3	PPI0521-10	Soil	09/12/06 16:40	09/14/06 10:20
GP210-4	PPI0521-11	Soil	09/12/06 17:00	09/14/06 10:20
GP211-3.5	PPI0521-12	Soil	09/11/06 15:55	09/14/06 10:20
GP212-3.5	PPI0521-13	Soil	09/11/06 16:50	09/14/06 10:20
GP213-3	PPI0521-14	Soil	09/12/06 09:20	09/14/06 10:20
GP214-6	PPI0521-16	Soil	09/12/06 10:20	09/14/06 10:20
GP215-4.5	PPI0521-17	Soil	09/11/06 10:45	09/14/06 10:20

Sarah Rockwell

Sarah Rockwell, Project Manager



SLR-Portland	Project Name: Jeld Wen- Nord Door	Report Created:
1800 Blankenship Road Suite 440	Project Number: 008.0228.00018	10/06/06 17:09
West Linn, OR 97068	Project Manager: R. Scott Miller	

Hydrocarbon Identification per NW-TPH Methodology
 TestAmerica - Portland, OR

Analyte	Method	Result	MDL*	MRL	Units	Dil	Batch	Prepared	Analyzed	Notes
PPI0521-01 (GP201-4.5)	Soil		Sampled: 09/11/06 11:45							
Gasoline Range Hydrocarbons	NWTPH HCID	ND	----	22.4	mg/kg dry	1x	6090686	09/18/06 14:00	09/18/06 19:57	
Diesel Range Hydrocarbons	"	ND	----	55.9	"	"	"	"	"	
Heavy Oil Range Hydrocarbons	"	ND	----	112	"	"	"	"	"	
<i>Surrogate(s): 1-Chlorooctadecane</i>			100%	50 - 150 %		"				"
PPI0521-10 (GP209-3)	Soil		Sampled: 09/12/06 16:40							
Gasoline Range Hydrocarbons	NWTPH HCID	ND	----	17.4	mg/kg dry	1x	6090686	09/18/06 14:00	09/18/06 20:28	
Diesel Range Hydrocarbons	"	ND	----	43.5	"	"	"	"	"	
Heavy Oil Range Hydrocarbons	"	ND	----	87.1	"	"	"	"	"	
<i>Surrogate(s): 1-Chlorooctadecane</i>			98.8%	50 - 150 %		"				"
PPI0521-11 (GP210-4)	Soil		Sampled: 09/12/06 17:00							
Gasoline Range Hydrocarbons	NWTPH HCID	ND	----	17.4	mg/kg dry	1x	6090686	09/18/06 14:00	09/18/06 20:59	
Diesel Range Hydrocarbons	"	ND	----	43.6	"	"	"	"	"	
Heavy Oil Range Hydrocarbons	"	ND	----	87.2	"	"	"	"	"	
<i>Surrogate(s): 1-Chlorooctadecane</i>			105%	50 - 150 %		"				"
PPI0521-12 (GP211-3.5)	Soil		Sampled: 09/11/06 15:55							
Gasoline Range Hydrocarbons	NWTPH HCID	ND	----	19.4	mg/kg dry	1x	6090686	09/18/06 14:00	09/19/06 01:00	
Diesel Range Hydrocarbons	"	ND	----	48.6	"	"	"	"	"	
Heavy Oil Range Hydrocarbons	"	ND	----	97.1	"	"	"	"	"	
<i>Surrogate(s): 1-Chlorooctadecane</i>			101%	50 - 150 %		"				"
PPI0521-13 (GP212-3.5)	Soil		Sampled: 09/11/06 16:50							
Gasoline Range Hydrocarbons	NWTPH HCID	ND	----	19.4	mg/kg dry	1x	6090686	09/18/06 14:00	09/18/06 22:55	
Diesel Range Hydrocarbons	"	ND	----	48.5	"	"	"	"	"	
Heavy Oil Range Hydrocarbons	"	ND	----	97.0	"	"	"	"	"	
<i>Surrogate(s): 1-Chlorooctadecane</i>			96.7%	50 - 150 %		"				"
PPI0521-14 (GP213-3)	Soil		Sampled: 09/12/06 09:20							
Gasoline Range Hydrocarbons	NWTPH HCID	DET	----	20.0	mg/kg dry	1x	6090686	09/18/06 14:00	09/18/06 23:57	D-19
Diesel Range Hydrocarbons	"	DET	----	50.0	"	"	"	"	"	D-19
Heavy Oil Range Hydrocarbons	"	DET	----	100	"	"	"	"	"	D-19
<i>Surrogate(s): 1-Chlorooctadecane</i>			72.1%	50 - 150 %		"				"

Sarah Rockwell

Sarah Rockwell, Project Manager



SLR-Portland	Project Name: Jeld Wen- Nord Door	Report Created:
1800 Blankenship Road Suite 440	Project Number: 008.0228.00018	10/06/06 17:09
West Linn, OR 97068	Project Manager: R. Scott Miller	

Hydrocarbon Identification per NW-TPH Methodology
TestAmerica - Portland, OR

Analyte	Method	Result	MDL*	MRL	Units	Dil	Batch	Prepared	Analyzed	Notes
PPI0521-17 (GP215-4.5)										
		Soil					Sampled: 09/11/06 10:45			
Gasoline Range Hydrocarbons	NWTPH HCID	ND	----	17.6	mg/kg dry	1x	6090686	09/18/06 14:00	09/18/06 23:26	
Diesel Range Hydrocarbons	"	ND	----	43.9	"	"	"	"	"	"
Heavy Oil Range Hydrocarbons	"	ND	----	87.8	"	"	"	"	"	"
<i>Surrogate(s): 1-Chlorooctadecane</i>			102%		50 - 150 %	"				"

Sarah Rockwell

Sarah Rockwell, Project Manager



SLR-Portland	Project Name: Jeld Wen- Nord Door	
1800 Blankenship Road Suite 440	Project Number: 008.0228.00018	Report Created:
West Linn, OR 97068	Project Manager: R. Scott Miller	10/06/06 17:09

Gasoline Hydrocarbons per NW TPH-Gx Method
TestAmerica - Portland, OR

Analyte	Method	Result	MDL*	MRL	Units	Dil	Batch	Prepared	Analyzed	Notes
PPI0521-14 (GP213-3)		Soil			Sampled: 09/12/06 09:20					
Gasoline Range Hydrocarbons	NW TPH-Gx	ND	----	4.35	mg/kg dry	1x	6090922	09/22/06 13:50	09/22/06 16:00	
<i>Surrogate(s): a,a,a-TFT</i>			73.2%		50 - 150 %	"				"

Sarah Rockwell

Sarah Rockwell, Project Manager



SLR-Portland	Project Name: Jeld Wen- Nord Door	Report Created:
1800 Blankenship Road Suite 440	Project Number: 008.0228.00018	10/06/06 17:09
West Linn, OR 97068	Project Manager: R. Scott Miller	

Diesel and Heavy Range Hydrocarbons per NWTPH-Dx Method
 TestAmerica - Portland, OR

Analyte	Method	Result	MDL*	MRL	Units	Dil	Batch	Prepared	Analyzed	Notes
PPI0521-02 (GP202-7.5)		Soil			Sampled: 09/11/06 12:55					
Diesel Range Organics	NWTPH-Dx	30200	----	306	mg/kg dry	20x	6090663	09/18/06 11:20	09/19/06 13:52	A-01
Heavy Oil Range Hydrocarbons	"	8220	----	612	"	"	"	"	"	A-01
<i>Surrogate(s): 1-Chlorooctadecane</i>			NR	50 - 150 %		"				S-01
PPI0521-03 (GP203-5.5)		Soil			Sampled: 09/11/06 13:25					
Diesel Range Organics	NWTPH-Dx	10400	----	356	mg/kg dry	20x	6090663	09/18/06 11:20	09/19/06 14:24	A-01
Heavy Oil Range Hydrocarbons	"	2820	----	711	"	"	"	"	"	A-01
<i>Surrogate(s): 1-Chlorooctadecane</i>			NR	50 - 150 %		"				S-01
PPI0521-04 (GP204-7.5)		Soil			Sampled: 09/11/06 14:45					
Diesel Range Organics	NWTPH-Dx	ND	----	23.0	mg/kg dry	1x	6090663	09/18/06 11:20	09/18/06 23:26	
Heavy Oil Range Hydrocarbons	"	ND	----	45.9	"	"	"	"	"	
<i>Surrogate(s): 1-Chlorooctadecane</i>			113%	50 - 150 %		"				
PPI0521-05 (GP205-3)		Soil			Sampled: 09/12/06 11:45					
Diesel Range Organics	NWTPH-Dx	ND	----	14.6	mg/kg dry	1x	6090663	09/18/06 11:20	09/19/06 05:50	
Heavy Oil Range Hydrocarbons	"	ND	----	29.2	"	"	"	"	"	
<i>Surrogate(s): 1-Chlorooctadecane</i>			82.7%	50 - 150 %		"				
PPI0521-06 (GP206-4.5)		Soil			Sampled: 09/12/06 13:20					
Diesel Range Organics	NWTPH-Dx	104	----	13.0	mg/kg dry	1x	6090663	09/18/06 11:20	09/19/06 12:56	A-02
Heavy Oil Range Hydrocarbons	"	389	----	26.1	"	"	"	"	"	
<i>Surrogate(s): 1-Chlorooctadecane</i>			103%	50 - 150 %		"				
PPI0521-07 (GP206-8.5)		Soil			Sampled: 09/12/06 13:30					
Diesel Range Organics	NWTPH-Dx	15500	----	463	mg/kg dry	20x	6090663	09/18/06 11:20	09/19/06 08:28	A-01
Heavy Oil Range Hydrocarbons	"	3620	----	926	"	"	"	"	"	A-01
<i>Surrogate(s): 1-Chlorooctadecane</i>			NR	50 - 150 %		"				S-01
PPI0521-08 (GP207-3)		Soil			Sampled: 09/12/06 14:00					
Diesel Range Organics	NWTPH-Dx	54.0	----	13.1	mg/kg dry	1x	6090663	09/18/06 11:20	09/19/06 11:48	A-02
Heavy Oil Range Hydrocarbons	"	411	----	26.2	"	"	"	"	"	
<i>Surrogate(s): 1-Chlorooctadecane</i>			98.0%	50 - 150 %		"				

TestAmerica - Portland, OR

The results in this report apply to the samples analyzed in accordance with the chain of custody document. This analytical report must be reproduced in its entirety.

Sarah Rockwell

Sarah Rockwell, Project Manager



SLR-Portland	Project Name: Jeld Wen- Nord Door	
1800 Blankenship Road Suite 440	Project Number: 008.0228.00018	Report Created:
West Linn, OR 97068	Project Manager: R. Scott Miller	10/06/06 17:09

Diesel and Heavy Range Hydrocarbons per NWTPH-Dx Method
TestAmerica - Portland, OR

Analyte	Method	Result	MDL*	MRL	Units	Dil	Batch	Prepared	Analyzed	Notes
PPI0521-09 (GP207-9)		Soil		Sampled: 09/12/06 14:15						
Diesel Range Organics	NWTPH-Dx	775	----	24.5	mg/kg dry	1x	6090663	09/18/06 11:20	09/19/06 06:55	A-01
Heavy Oil Range Hydrocarbons	"	ND	----	49.1	"	"	"	"	"	"
<i>Surrogate(s): 1-Chlorooctadecane</i>		<i>97.0%</i>		<i>50 - 150 %</i>						
PPI0521-16 (GP214-6)		Soil		Sampled: 09/12/06 10:20						
Diesel Range Organics	NWTPH-Dx	152	----	19.0	mg/kg dry	1x	6090663	09/18/06 11:20	09/19/06 07:26	A-01
Heavy Oil Range Hydrocarbons	"	ND	----	37.9	"	"	"	"	"	"
<i>Surrogate(s): 1-Chlorooctadecane</i>		<i>86.3%</i>		<i>50 - 150 %</i>						

Sarah Rockwell

Sarah Rockwell, Project Manager



SLR-Portland	Project Name: Jeld Wen- Nord Door	
1800 Blankenship Road Suite 440	Project Number: 008.0228.00018	Report Created:
West Linn, OR 97068	Project Manager: R. Scott Miller	10/06/06 17:09

Diesel and Heavy Range Hydrocarbons per NWTPH-Dx Method with Acid/Silica Gel Cleanup
TestAmerica - Portland, OR

Analyte	Method	Result	MDL*	MRL	Units	Dil	Batch	Prepared	Analyzed	Notes
PPI0521-14 (GP213-3)										
		Soil					Sampled: 09/12/06 09:20			
Diesel Range Organics	NWTPH-Dx	276	----	29.0	mg/kg dry	2x	6090899	09/22/06 11:10	09/25/06 00:40	A-01a
Heavy Oil Range Hydrocarbons	"	991	----	58.0	"	"	"	"	"	A-01a
<i>Surrogate(s): 1-Chlorooctadecane</i>			<i>117%</i>		<i>50 - 150 %</i>	<i>"</i>			<i>"</i>	

Sarah Rockwell

Sarah Rockwell, Project Manager



SLR-Portland	Project Name: Jeld Wen- Nord Door	Report Created:
1800 Blankenship Road Suite 440	Project Number: 008.0228.00018	10/06/06 17:09
West Linn, OR 97068	Project Manager: R. Scott Miller	

Volatile Organic Compounds per EPA Method 8260B
TestAmerica - Portland, OR

Analyte	Method	Result	MDL*	MRL	Units	Dil	Batch	Prepared	Analyzed	Notes
PPI0521-01 (GP201-4.5)		Soil			Sampled: 09/11/06 11:45					
Acetone	EPA 8260B	ND	----	2880	ug/kg dry	1x	6090657	09/15/06 12:30	09/17/06 22:58	
Benzene	"	ND	----	23.0	"	"	"	"	"	
Bromobenzene	"	ND	----	115	"	"	"	"	"	
Bromochloromethane	"	ND	----	115	"	"	"	"	"	
Bromodichloromethane	"	ND	----	115	"	"	"	"	"	
Bromoform	"	ND	----	115	"	"	"	"	"	
Bromomethane	"	ND	----	576	"	"	"	"	"	
2-Butanone (MEK)	"	ND	----	1150	"	"	"	"	"	
n-Butylbenzene	"	ND	----	576	"	"	"	"	"	
sec-Butylbenzene	"	ND	----	115	"	"	"	"	"	
tert-Butylbenzene	"	ND	----	115	"	"	"	"	"	
Carbon disulfide	"	ND	----	1150	"	"	"	"	"	
Carbon tetrachloride	"	ND	----	115	"	"	"	"	"	
Chlorobenzene	"	ND	----	115	"	"	"	"	"	
Chloroethane	"	ND	----	115	"	"	"	"	"	
Chloroform	"	ND	----	115	"	"	"	"	"	
Chloromethane	"	ND	----	576	"	"	"	"	"	
2-Chlorotoluene	"	ND	----	115	"	"	"	"	"	
4-Chlorotoluene	"	ND	----	115	"	"	"	"	"	
1,2-Dibromo-3-chloropropane	"	ND	----	576	"	"	"	"	"	
Dibromochloromethane	"	ND	----	115	"	"	"	"	"	
1,2-Dibromoethane	"	ND	----	115	"	"	"	"	"	
Dibromomethane	"	ND	----	115	"	"	"	"	"	
1,2-Dichlorobenzene	"	ND	----	115	"	"	"	"	"	
1,3-Dichlorobenzene	"	ND	----	115	"	"	"	"	"	
1,4-Dichlorobenzene	"	ND	----	115	"	"	"	"	"	
Dichlorodifluoromethane	"	ND	----	576	"	"	"	"	"	
1,1-Dichloroethane	"	ND	----	115	"	"	"	"	"	
1,2-Dichloroethane	"	ND	----	115	"	"	"	"	"	
1,1-Dichloroethene	"	ND	----	115	"	"	"	"	"	
cis-1,2-Dichloroethene	"	ND	----	115	"	"	"	"	"	
trans-1,2-Dichloroethene	"	ND	----	115	"	"	"	"	"	
1,2-Dichloropropane	"	ND	----	115	"	"	"	"	"	
1,3-Dichloropropane	"	ND	----	115	"	"	"	"	"	
2,2-Dichloropropane	"	ND	----	115	"	"	"	"	"	
1,1-Dichloropropene	"	ND	----	115	"	"	"	"	"	
cis-1,3-Dichloropropene	"	ND	----	115	"	"	"	"	"	
trans-1,3-Dichloropropene	"	ND	----	115	"	"	"	"	"	
Ethylbenzene	"	ND	----	115	"	"	"	"	"	
Hexachlorobutadiene	"	ND	----	460	"	"	"	"	"	
2-Hexanone	"	ND	----	1150	"	"	"	"	"	
Isopropylbenzene	"	ND	----	230	"	"	"	"	"	
p-Isopropyltoluene	"	ND	----	230	"	"	"	"	"	

TestAmerica - Portland, OR

The results in this report apply to the samples analyzed in accordance with the chain of custody document. This analytical report must be reproduced in its entirety.

Sarah Rockwell

Sarah Rockwell, Project Manager



SLR-Portland	Project Name: Jeld Wen- Nord Door	Report Created:
1800 Blankenship Road Suite 440	Project Number: 008.0228.00018	10/06/06 17:09
West Linn, OR 97068	Project Manager: R. Scott Miller	

Volatile Organic Compounds per EPA Method 8260B
 TestAmerica - Portland, OR

Analyte	Method	Result	MDL*	MRL	Units	Dil	Batch	Prepared	Analyzed	Notes
PPI0521-01 (GP201-4.5)		Soil			Sampled: 09/11/06 11:45					
4-Methyl-2-pentanone	EPA 8260B	ND	----	576	ug/kg dry	1x	6090657	09/15/06 12:30	09/17/06 22:58	
Methyl tert-butyl ether	"	ND	----	115	"	"	"	"	"	"
Methylene chloride	"	ND	----	576	"	"	"	"	"	"
Naphthalene	"	ND	----	230	"	"	"	"	"	"
n-Propylbenzene	"	ND	----	115	"	"	"	"	"	"
Styrene	"	ND	----	115	"	"	"	"	"	"
1,1,1,2-Tetrachloroethane	"	ND	----	115	"	"	"	"	"	"
1,1,2,2-Tetrachloroethane	"	ND	----	115	"	"	"	"	"	"
Tetrachloroethene	"	ND	----	115	"	"	"	"	"	"
Toluene	"	ND	----	115	"	"	"	"	"	"
1,2,3-Trichlorobenzene	"	ND	----	115	"	"	"	"	"	"
1,2,4-Trichlorobenzene	"	ND	----	115	"	"	"	"	"	"
1,1,1-Trichloroethane	"	ND	----	115	"	"	"	"	"	"
1,1,2-Trichloroethane	"	ND	----	115	"	"	"	"	"	"
Trichloroethene	"	ND	----	115	"	"	"	"	"	"
Trichlorofluoromethane	"	ND	----	115	"	"	"	"	"	"
1,2,3-Trichloropropane	"	ND	----	115	"	"	"	"	"	"
1,2,4-Trimethylbenzene	"	ND	----	115	"	"	"	"	"	"
1,3,5-Trimethylbenzene	"	ND	----	115	"	"	"	"	"	"
Vinyl chloride	"	ND	----	115	"	"	"	"	"	"
o-Xylene	"	ND	----	115	"	"	"	"	"	"
m,p-Xylene	"	ND	----	230	"	"	"	"	"	"
<i>Surrogate(s): 4-BFB</i>			88.3%		75 - 125 %	0.01x				"
<i>1,2-DCA-d4</i>			85.7%		75 - 125 %	"				"
<i>Dibromofluoromethane</i>			84.3%		75 - 125 %	"				"
<i>Toluene-d8</i>			90.9%		75 - 125 %	"				"

PPI0521-14 (GP213-3)		Soil			Sampled: 09/12/06 09:20					
Acetone	EPA 8260B	ND	----	2760	ug/kg dry	1x	6091034	09/25/06 15:45	09/26/06 12:39	
Benzene	"	53.0	----	22.1	"	"	"	"	"	
Bromobenzene	"	ND	----	110	"	"	"	"	"	
Bromochloromethane	"	ND	----	110	"	"	"	"	"	
Bromodichloromethane	"	ND	----	110	"	"	"	"	"	
Bromoform	"	ND	----	110	"	"	"	"	"	
Bromomethane	"	ND	----	552	"	"	"	"	"	
2-Butanone (MEK)	"	ND	----	1100	"	"	"	"	"	
n-Butylbenzene	"	ND	----	552	"	"	"	"	"	
sec-Butylbenzene	"	ND	----	110	"	"	"	"	"	
tert-Butylbenzene	"	ND	----	110	"	"	"	"	"	
Carbon disulfide	"	ND	----	1100	"	"	"	"	"	
Carbon tetrachloride	"	ND	----	110	"	"	"	"	"	
Chlorobenzene	"	ND	----	110	"	"	"	"	"	

TestAmerica - Portland, OR

The results in this report apply to the samples analyzed in accordance with the chain of custody document. This analytical report must be reproduced in its entirety.

Sarah Rockwell

Sarah Rockwell, Project Manager



SLR-Portland	Project Name: Jeld Wen- Nord Door	Report Created:
1800 Blankenship Road Suite 440	Project Number: 008.0228.00018	10/06/06 17:09
West Linn, OR 97068	Project Manager: R. Scott Miller	

Volatile Organic Compounds per EPA Method 8260B
TestAmerica - Portland, OR

Analyte	Method	Result	MDL*	MRL	Units	Dil	Batch	Prepared	Analyzed	Notes
PPI0521-14 (GP213-3)		Soil			Sampled: 09/12/06 09:20					
Chloroethane	EPA 8260B	ND	----	110	ug/kg dry	1x	6091034	09/25/06 15:45	09/26/06 12:39	
Chloroform	"	ND	----	110	"	"	"	"	"	
Chloromethane	"	ND	----	552	"	"	"	"	"	
2-Chlorotoluene	"	ND	----	110	"	"	"	"	"	
4-Chlorotoluene	"	ND	----	110	"	"	"	"	"	
1,2-Dibromo-3-chloropropane	"	ND	----	552	"	"	"	"	"	
Dibromochloromethane	"	ND	----	110	"	"	"	"	"	
1,2-Dibromoethane	"	ND	----	110	"	"	"	"	"	
Dibromomethane	"	ND	----	110	"	"	"	"	"	
1,2-Dichlorobenzene	"	ND	----	110	"	"	"	"	"	
1,3-Dichlorobenzene	"	ND	----	110	"	"	"	"	"	
1,4-Dichlorobenzene	"	ND	----	110	"	"	"	"	"	
Dichlorodifluoromethane	"	ND	----	552	"	"	"	"	"	
1,1-Dichloroethane	"	ND	----	110	"	"	"	"	"	
1,2-Dichloroethane	"	ND	----	110	"	"	"	"	"	
1,1-Dichloroethene	"	ND	----	110	"	"	"	"	"	
cis-1,2-Dichloroethene	"	ND	----	110	"	"	"	"	"	
trans-1,2-Dichloroethene	"	ND	----	110	"	"	"	"	"	
1,2-Dichloropropane	"	ND	----	110	"	"	"	"	"	
1,3-Dichloropropane	"	ND	----	110	"	"	"	"	"	
2,2-Dichloropropane	"	ND	----	110	"	"	"	"	"	
1,1-Dichloropropene	"	ND	----	110	"	"	"	"	"	
cis-1,3-Dichloropropene	"	ND	----	110	"	"	"	"	"	
trans-1,3-Dichloropropene	"	ND	----	110	"	"	"	"	"	
Ethylbenzene	"	ND	----	110	"	"	"	"	"	
Hexachlorobutadiene	"	ND	----	442	"	"	"	"	"	
2-Hexanone	"	ND	----	1100	"	"	"	"	"	
Isopropylbenzene	"	ND	----	221	"	"	"	"	"	
p-Isopropyltoluene	"	ND	----	221	"	"	"	"	"	
4-Methyl-2-pentanone	"	ND	----	552	"	"	"	"	"	
Methyl tert-butyl ether	"	ND	----	110	"	"	"	"	"	
Methylene chloride	"	ND	----	552	"	"	"	"	"	
Naphthalene	"	1120	----	221	"	"	"	"	"	
n-Propylbenzene	"	ND	----	110	"	"	"	"	"	
Styrene	"	ND	----	110	"	"	"	"	"	
1,1,1,2-Tetrachloroethane	"	ND	----	110	"	"	"	"	"	
1,1,2,2-Tetrachloroethane	"	ND	----	110	"	"	"	"	"	
Tetrachloroethene	"	ND	----	110	"	"	"	"	"	
Toluene	"	188	----	110	"	"	"	"	"	
1,2,3-Trichlorobenzene	"	ND	----	110	"	"	"	"	"	
1,2,4-Trichlorobenzene	"	ND	----	110	"	"	"	"	"	
1,1,1-Trichloroethane	"	ND	----	110	"	"	"	"	"	
1,1,2-Trichloroethane	"	ND	----	110	"	"	"	"	"	

TestAmerica - Portland, OR

The results in this report apply to the samples analyzed in accordance with the chain of custody document. This analytical report must be reproduced in its entirety.

Sarah Rockwell

Sarah Rockwell, Project Manager



SLR-Portland	Project Name: Jeld Wen- Nord Door	Report Created:
1800 Blankenship Road Suite 440	Project Number: 008.0228.00018	10/06/06 17:09
West Linn, OR 97068	Project Manager: R. Scott Miller	

Volatile Organic Compounds per EPA Method 8260B
 TestAmerica - Portland, OR

Analyte	Method	Result	MDL*	MRL	Units	Dil	Batch	Prepared	Analyzed	Notes
PPI0521-14 (GP213-3)		Soil								
		Sampled: 09/12/06 09:20								
Trichloroethene	EPA 8260B	ND	----	110	ug/kg dry	1x	6091034	09/25/06 15:45	09/26/06 12:39	
Trichlorofluoromethane	"	ND	----	110	"	"	"	"	"	
1,2,3-Trichloropropane	"	ND	----	110	"	"	"	"	"	
1,2,4-Trimethylbenzene	"	131	----	110	"	"	"	"	"	
1,3,5-Trimethylbenzene	"	ND	----	110	"	"	"	"	"	
Vinyl chloride	"	ND	----	110	"	"	"	"	"	
o-Xylene	"	148	----	110	"	"	"	"	"	
m,p-Xylene	"	ND	----	221	"	"	"	"	"	
<i>Surrogate(s): 4-BFB</i>			<i>114%</i>		<i>75 - 125 %</i>	<i>0.01x</i>				"
<i>1,2-DCA-d4</i>			<i>100%</i>		<i>75 - 125 %</i>					"
<i>Dibromofluoromethane</i>			<i>100%</i>		<i>75 - 125 %</i>					"
<i>Toluene-d8</i>			<i>109%</i>		<i>75 - 125 %</i>					"

PPI0521-16 (GP214-6)		Soil								
		Sampled: 09/12/06 10:20								
Acetone	EPA 8260B	ND	----	18600	ug/kg dry	5x	6090657	09/15/06 12:30	09/19/06 21:24	
Benzene	"	ND	----	148	"	"	"	"	"	
Bromobenzene	"	ND	----	742	"	"	"	"	"	
Bromochloromethane	"	ND	----	742	"	"	"	"	"	
Bromodichloromethane	"	ND	----	742	"	"	"	"	"	
Bromoform	"	ND	----	742	"	"	"	"	"	
Bromomethane	"	ND	----	3710	"	"	"	"	"	
2-Butanone (MEK)	"	ND	----	7420	"	"	"	"	"	
n-Butylbenzene	"	ND	----	3710	"	"	"	"	"	
sec-Butylbenzene	"	ND	----	742	"	"	"	"	"	
tert-Butylbenzene	"	ND	----	742	"	"	"	"	"	
Carbon disulfide	"	ND	----	7420	"	"	"	"	"	
Carbon tetrachloride	"	ND	----	742	"	"	"	"	"	
Chlorobenzene	"	ND	----	742	"	"	"	"	"	
Chloroethane	"	ND	----	742	"	"	"	"	"	
Chloroform	"	ND	----	742	"	"	"	"	"	
Chloromethane	"	ND	----	3710	"	"	"	"	"	
2-Chlorotoluene	"	ND	----	742	"	"	"	"	"	
4-Chlorotoluene	"	ND	----	742	"	"	"	"	"	
1,2-Dibromo-3-chloropropane	"	ND	----	3710	"	"	"	"	"	
Dibromochloromethane	"	ND	----	742	"	"	"	"	"	
1,2-Dibromoethane	"	ND	----	742	"	"	"	"	"	
Dibromomethane	"	ND	----	742	"	"	"	"	"	
1,2-Dichlorobenzene	"	ND	----	742	"	"	"	"	"	
1,3-Dichlorobenzene	"	ND	----	742	"	"	"	"	"	
1,4-Dichlorobenzene	"	ND	----	742	"	"	"	"	"	
Dichlorodifluoromethane	"	ND	----	3710	"	"	"	"	"	
1,1-Dichloroethane	"	ND	----	742	"	"	"	"	"	

TestAmerica - Portland, OR

The results in this report apply to the samples analyzed in accordance with the chain of custody document. This analytical report must be reproduced in its entirety.

Sarah Rockwell

Sarah Rockwell, Project Manager



SLR-Portland	Project Name: Jeld Wen- Nord Door	Report Created:
1800 Blankenship Road Suite 440	Project Number: 008.0228.00018	10/06/06 17:09
West Linn, OR 97068	Project Manager: R. Scott Miller	

Volatile Organic Compounds per EPA Method 8260B
 TestAmerica - Portland, OR

Analyte	Method	Result	MDL*	MRL	Units	Dil	Batch	Prepared	Analyzed	Notes
PPI0521-16 (GP214-6)		Soil		Sampled: 09/12/06 10:20						
1,2-Dichloroethane	EPA 8260B	ND	----	742	ug/kg dry	5x	6090657	09/15/06 12:30	09/19/06 21:24	
1,1-Dichloroethene	"	ND	----	742	"	"	"	"	"	
cis-1,2-Dichloroethene	"	ND	----	742	"	"	"	"	"	
trans-1,2-Dichloroethene	"	ND	----	742	"	"	"	"	"	
1,2-Dichloropropane	"	ND	----	742	"	"	"	"	"	
1,3-Dichloropropane	"	ND	----	742	"	"	"	"	"	
2,2-Dichloropropane	"	ND	----	742	"	"	"	"	"	
1,1-Dichloropropene	"	ND	----	742	"	"	"	"	"	
cis-1,3-Dichloropropene	"	ND	----	742	"	"	"	"	"	
trans-1,3-Dichloropropene	"	ND	----	742	"	"	"	"	"	
Ethylbenzene	"	ND	----	742	"	"	"	"	"	
Hexachlorobutadiene	"	ND	----	2970	"	"	"	"	"	
2-Hexanone	"	ND	----	7420	"	"	"	"	"	
Isopropylbenzene	"	ND	----	1480	"	"	"	"	"	
p-Isopropyltoluene	"	ND	----	1480	"	"	"	"	"	
4-Methyl-2-pentanone	"	ND	----	3710	"	"	"	"	"	
Methyl tert-butyl ether	"	ND	----	742	"	"	"	"	"	
Methylene chloride	"	ND	----	3710	"	"	"	"	"	
Naphthalene	"	73700	----	1480	"	"	"	"	"	
n-Propylbenzene	"	ND	----	742	"	"	"	"	"	
Styrene	"	ND	----	742	"	"	"	"	"	
1,1,1,2-Tetrachloroethane	"	ND	----	742	"	"	"	"	"	
1,1,2,2-Tetrachloroethane	"	ND	----	742	"	"	"	"	"	
Tetrachloroethene	"	ND	----	742	"	"	"	"	"	
Toluene	"	ND	----	742	"	"	"	"	"	
1,2,3-Trichlorobenzene	"	ND	----	742	"	"	"	"	"	
1,2,4-Trichlorobenzene	"	ND	----	742	"	"	"	"	"	
1,1,1-Trichloroethane	"	ND	----	742	"	"	"	"	"	
1,1,2-Trichloroethane	"	ND	----	742	"	"	"	"	"	
Trichloroethene	"	ND	----	742	"	"	"	"	"	
Trichlorofluoromethane	"	ND	----	742	"	"	"	"	"	
1,2,3-Trichloropropane	"	ND	----	742	"	"	"	"	"	
1,2,4-Trimethylbenzene	"	ND	----	742	"	"	"	"	"	
1,3,5-Trimethylbenzene	"	ND	----	742	"	"	"	"	"	
Vinyl chloride	"	ND	----	742	"	"	"	"	"	
o-Xylene	"	ND	----	742	"	"	"	"	"	
m,p-Xylene	"	ND	----	1480	"	"	"	"	"	
<i>Surrogate(s): 4-BFB</i>			93.3%		75 - 125 %	0.01x				"
<i>1,2-DCA-d4</i>			86.9%		75 - 125 %	"				"
<i>Dibromofluoromethane</i>			85.2%		75 - 125 %	"				"
<i>Toluene-d8</i>			90.9%		75 - 125 %	"				"

TestAmerica - Portland, OR

The results in this report apply to the samples analyzed in accordance with the chain of custody document. This analytical report must be reproduced in its entirety.

Sarah Rockwell

Sarah Rockwell, Project Manager



SLR-Portland	Project Name: Jeld Wen- Nord Door	Report Created:
1800 Blankenship Road Suite 440	Project Number: 008.0228.00018	10/06/06 17:09
West Linn, OR 97068	Project Manager: R. Scott Miller	

Volatile Organic Compounds per EPA Method 8260B
TestAmerica - Portland, OR

Analyte	Method	Result	MDL*	MRL	Units	Dil	Batch	Prepared	Analyzed	Notes
PPI0521-17 (GP215-4.5)		Soil			Sampled: 09/11/06 10:45					
Acetone	EPA 8260B	ND	----	2750	ug/kg dry	1x	6090657	09/15/06 12:30	09/17/06 23:25	
Benzene	"	ND	----	22.0	"	"	"	"	"	
Bromobenzene	"	ND	----	110	"	"	"	"	"	
Bromochloromethane	"	ND	----	110	"	"	"	"	"	
Bromodichloromethane	"	ND	----	110	"	"	"	"	"	
Bromoform	"	ND	----	110	"	"	"	"	"	
Bromomethane	"	ND	----	550	"	"	"	"	"	
2-Butanone (MEK)	"	ND	----	1100	"	"	"	"	"	
n-Butylbenzene	"	ND	----	550	"	"	"	"	"	
sec-Butylbenzene	"	ND	----	110	"	"	"	"	"	
tert-Butylbenzene	"	ND	----	110	"	"	"	"	"	
Carbon disulfide	"	ND	----	1100	"	"	"	"	"	
Carbon tetrachloride	"	ND	----	110	"	"	"	"	"	
Chlorobenzene	"	ND	----	110	"	"	"	"	"	
Chloroethane	"	ND	----	110	"	"	"	"	"	
Chloroform	"	ND	----	110	"	"	"	"	"	
Chloromethane	"	ND	----	550	"	"	"	"	"	
2-Chlorotoluene	"	ND	----	110	"	"	"	"	"	
4-Chlorotoluene	"	ND	----	110	"	"	"	"	"	
1,2-Dibromo-3-chloropropane	"	ND	----	550	"	"	"	"	"	
Dibromochloromethane	"	ND	----	110	"	"	"	"	"	
1,2-Dibromoethane	"	ND	----	110	"	"	"	"	"	
Dibromomethane	"	ND	----	110	"	"	"	"	"	
1,2-Dichlorobenzene	"	ND	----	110	"	"	"	"	"	
1,3-Dichlorobenzene	"	ND	----	110	"	"	"	"	"	
1,4-Dichlorobenzene	"	ND	----	110	"	"	"	"	"	
Dichlorodifluoromethane	"	ND	----	550	"	"	"	"	"	
1,1-Dichloroethane	"	ND	----	110	"	"	"	"	"	
1,2-Dichloroethane	"	ND	----	110	"	"	"	"	"	
1,1-Dichloroethene	"	ND	----	110	"	"	"	"	"	
cis-1,2-Dichloroethene	"	ND	----	110	"	"	"	"	"	
trans-1,2-Dichloroethene	"	ND	----	110	"	"	"	"	"	
1,2-Dichloropropane	"	ND	----	110	"	"	"	"	"	
1,3-Dichloropropane	"	ND	----	110	"	"	"	"	"	
2,2-Dichloropropane	"	ND	----	110	"	"	"	"	"	
1,1-Dichloropropene	"	ND	----	110	"	"	"	"	"	
cis-1,3-Dichloropropene	"	ND	----	110	"	"	"	"	"	
trans-1,3-Dichloropropene	"	ND	----	110	"	"	"	"	"	
Ethylbenzene	"	ND	----	110	"	"	"	"	"	
Hexachlorobutadiene	"	ND	----	440	"	"	"	"	"	
2-Hexanone	"	ND	----	1100	"	"	"	"	"	
Isopropylbenzene	"	ND	----	220	"	"	"	"	"	
p-Isopropyltoluene	"	ND	----	220	"	"	"	"	"	

TestAmerica - Portland, OR

The results in this report apply to the samples analyzed in accordance with the chain of custody document. This analytical report must be reproduced in its entirety.

Sarah Rockwell

Sarah Rockwell, Project Manager



SLR-Portland	Project Name: Jeld Wen- Nord Door	Report Created:
1800 Blankenship Road Suite 440	Project Number: 008.0228.00018	10/06/06 17:09
West Linn, OR 97068	Project Manager: R. Scott Miller	

Volatile Organic Compounds per EPA Method 8260B
TestAmerica - Portland, OR

Analyte	Method	Result	MDL*	MRL	Units	Dil	Batch	Prepared	Analyzed	Notes
PPI0521-17 (GP215-4.5)		Soil			Sampled: 09/11/06 10:45					
4-Methyl-2-pentanone	EPA 8260B	ND	----	550	ug/kg dry	1x	6090657	09/15/06 12:30	09/17/06 23:25	
Methyl tert-butyl ether	"	ND	----	110	"	"	"	"	"	"
Methylene chloride	"	ND	----	550	"	"	"	"	"	"
Naphthalene	"	ND	----	220	"	"	"	"	"	"
n-Propylbenzene	"	ND	----	110	"	"	"	"	"	"
Styrene	"	ND	----	110	"	"	"	"	"	"
1,1,1,2-Tetrachloroethane	"	ND	----	110	"	"	"	"	"	"
1,1,2,2-Tetrachloroethane	"	ND	----	110	"	"	"	"	"	"
Tetrachloroethene	"	ND	----	110	"	"	"	"	"	"
Toluene	"	ND	----	110	"	"	"	"	"	"
1,2,3-Trichlorobenzene	"	ND	----	110	"	"	"	"	"	"
1,2,4-Trichlorobenzene	"	ND	----	110	"	"	"	"	"	"
1,1,1-Trichloroethane	"	ND	----	110	"	"	"	"	"	"
1,1,2-Trichloroethane	"	ND	----	110	"	"	"	"	"	"
Trichloroethene	"	ND	----	110	"	"	"	"	"	"
Trichlorofluoromethane	"	ND	----	110	"	"	"	"	"	"
1,2,3-Trichloropropane	"	ND	----	110	"	"	"	"	"	"
1,2,4-Trimethylbenzene	"	ND	----	110	"	"	"	"	"	"
1,3,5-Trimethylbenzene	"	ND	----	110	"	"	"	"	"	"
Vinyl chloride	"	ND	----	110	"	"	"	"	"	"
o-Xylene	"	ND	----	110	"	"	"	"	"	"
m,p-Xylene	"	ND	----	220	"	"	"	"	"	"
<i>Surrogate(s):</i>	<i>4-BFB</i>		<i>90.0%</i>		<i>75 - 125 %</i>	<i>0.01x</i>				<i>"</i>
	<i>1,2-DCA-d4</i>		<i>82.3%</i>		<i>75 - 125 %</i>	<i>"</i>				<i>"</i>
	<i>Dibromofluoromethane</i>		<i>82.3%</i>		<i>75 - 125 %</i>	<i>"</i>				<i>"</i>
	<i>Toluene-d8</i>		<i>89.5%</i>		<i>75 - 125 %</i>	<i>"</i>				<i>"</i>

Sarah Rockwell

Sarah Rockwell, Project Manager



SLR-Portland	Project Name: Jeld Wen- Nord Door	Report Created:
1800 Blankenship Road Suite 440	Project Number: 008.0228.00018	10/06/06 17:09
West Linn, OR 97068	Project Manager: R. Scott Miller	

Semivolatile Organic Compounds per EPA Method 8270C
TestAmerica - Portland, OR

Analyte	Method	Result	MDL*	MRL	Units	Dil	Batch	Prepared	Analyzed	Notes
PPI0521-06 (GP206-4.5)		Soil			Sampled: 09/12/06 13:20					
Acenaphthene	EPA 8270C	ND	----	0.350	mg/kg dry	1x	6090913	09/22/06 10:18	09/26/06 20:52	
Acenaphthylene	"	ND	----	0.350	"	"	"	"	"	
Anthracene	"	ND	----	0.350	"	"	"	"	"	
Benzo (a) anthracene	"	ND	----	0.350	"	"	"	"	"	
Benzo (a) pyrene	"	ND	----	0.350	"	"	"	"	"	
Benzo (b) fluoranthene	"	ND	----	0.350	"	"	"	"	"	
Benzo (ghi) perylene	"	ND	----	0.350	"	"	"	"	"	
Benzo (k) fluoranthene	"	ND	----	0.350	"	"	"	"	"	
Benzoic Acid	"	ND	----	1.06	"	"	"	"	"	
Benzyl alcohol	"	ND	----	1.06	"	"	"	"	"	
4-Bromophenyl phenyl ether	"	ND	----	0.350	"	"	"	"	"	
Butyl benzyl phthalate	"	ND	----	0.350	"	"	"	"	"	
4-Chloro-3-methylphenol	"	ND	----	0.350	"	"	"	"	"	
4-Chloroaniline	"	ND	----	2.12	"	"	"	"	"	
Bis(2-chloroethoxy)methane	"	ND	----	0.350	"	"	"	"	"	
Bis(2-chloroethyl)ether	"	ND	----	0.350	"	"	"	"	"	
Bis(2-chloroisopropyl)ether	"	ND	----	0.350	"	"	"	"	"	
2-Chloronaphthalene	"	ND	----	0.350	"	"	"	"	"	
2-Chlorophenol	"	ND	----	0.350	"	"	"	"	"	
4-Chlorophenyl phenyl ether	"	ND	----	0.350	"	"	"	"	"	
Chrysene	"	ND	----	0.350	"	"	"	"	"	
Di-n-butyl phthalate	"	ND	----	1.06	"	"	"	"	"	
Di-n-octyl phthalate	"	ND	----	0.350	"	"	"	"	"	
Dibenzo (a,h) anthracene	"	ND	----	0.350	"	"	"	"	"	
Dibenzofuran	"	ND	----	0.350	"	"	"	"	"	
1,2-Dichlorobenzene	"	ND	----	1.06	"	"	"	"	"	
1,3-Dichlorobenzene	"	ND	----	1.06	"	"	"	"	"	
1,4-Dichlorobenzene	"	ND	----	1.06	"	"	"	"	"	
3,3'-Dichlorobenzidine	"	ND	----	1.06	"	"	"	"	"	
2,4-Dichlorophenol	"	ND	----	0.350	"	"	"	"	"	
Diethyl phthalate	"	ND	----	0.350	"	"	"	"	"	
2,4-Dimethylphenol	"	ND	----	1.06	"	"	"	"	"	
Dimethyl phthalate	"	ND	----	0.350	"	"	"	"	"	
4,6-Dinitro-2-methylphenol	"	ND	----	1.06	"	"	"	"	"	
2,4-Dinitrophenol	"	ND	----	2.12	"	"	"	"	"	
2,4-Dinitrotoluene	"	ND	----	0.530	"	"	"	"	"	
2,6-Dinitrotoluene	"	ND	----	0.530	"	"	"	"	"	
Bis(2-ethylhexyl)phthalate	"	ND	----	2.12	"	"	"	"	"	
Fluoranthene	"	ND	----	0.350	"	"	"	"	"	
Fluorene	"	ND	----	0.350	"	"	"	"	"	
Hexachlorobenzene	"	ND	----	0.350	"	"	"	"	"	
Hexachlorobutadiene	"	ND	----	1.06	"	"	"	"	"	
Hexachlorocyclopentadiene	"	ND	----	1.06	"	"	"	"	"	

TestAmerica - Portland, OR

The results in this report apply to the samples analyzed in accordance with the chain of custody document. This analytical report must be reproduced in its entirety.

Sarah Rockwell

Sarah Rockwell, Project Manager



SLR-Portland	Project Name: Jeld Wen- Nord Door	Report Created:
1800 Blankenship Road Suite 440	Project Number: 008.0228.00018	10/06/06 17:09
West Linn, OR 97068	Project Manager: R. Scott Miller	

Semivolatile Organic Compounds per EPA Method 8270C
 TestAmerica - Portland, OR

Analyte	Method	Result	MDL*	MRL	Units	Dil	Batch	Prepared	Analyzed	Notes
---------	--------	--------	------	-----	-------	-----	-------	----------	----------	-------

PPI0521-06 (GP206-4.5)		Soil	Sampled: 09/12/06 13:20							
Hexachloroethane	EPA 8270C	ND	----	1.06	mg/kg dry	1x	6090913	09/22/06 10:18	09/26/06 20:52	
Indeno (1,2,3-cd) pyrene	"	ND	----	0.350	"	"	"	"	"	
Isophorone	"	ND	----	0.350	"	"	"	"	"	
2-Methylnaphthalene	"	ND	----	0.350	"	"	"	"	"	
2-Methylphenol	"	ND	----	0.350	"	"	"	"	"	
3-,4-Methylphenol	"	ND	----	0.350	"	"	"	"	"	
Naphthalene	"	ND	----	0.350	"	"	"	"	"	
2-Nitroaniline	"	ND	----	0.350	"	"	"	"	"	
3-Nitroaniline	"	ND	----	1.06	"	"	"	"	"	
4-Nitroaniline	"	ND	----	0.350	"	"	"	"	"	
Nitrobenzene	"	ND	----	0.350	"	"	"	"	"	
2-Nitrophenol	"	ND	----	0.350	"	"	"	"	"	
4-Nitrophenol	"	ND	----	1.06	"	"	"	"	"	
N-Nitrosodi-n-propylamine	"	ND	----	0.350	"	"	"	"	"	
N-Nitrosodiphenylamine	"	ND	----	0.350	"	"	"	"	"	
Pentachlorophenol	"	ND	----	1.06	"	"	"	"	"	
Phenanthrene	"	ND	----	0.350	"	"	"	"	"	
Phenol	"	ND	----	0.350	"	"	"	"	"	
Pyrene	"	ND	----	0.350	"	"	"	"	"	
1,2,4-Trichlorobenzene	"	ND	----	1.06	"	"	"	"	"	
2,4,5-Trichlorophenol	"	ND	----	0.350	"	"	"	"	"	
2,4,6-Trichlorophenol	"	ND	----	0.350	"	"	"	"	"	
<i>Surrogate(s):</i>										
	<i>2-Fluorobiphenyl</i>		<i>87.9%</i>		<i>30 - 115 %</i>	<i>"</i>				<i>"</i>
	<i>2-Fluorophenol</i>		<i>62.3%</i>		<i>25 - 121 %</i>	<i>"</i>				<i>"</i>
	<i>Nitrobenzene-d5</i>		<i>77.0%</i>		<i>23 - 120 %</i>	<i>"</i>				<i>"</i>
	<i>Phenol-d6</i>		<i>75.3%</i>		<i>24 - 113 %</i>	<i>"</i>				<i>"</i>
	<i>p-Terphenyl-d14</i>		<i>92.1%</i>		<i>18 - 137 %</i>	<i>"</i>				<i>"</i>
	<i>2,4,6-Tribromophenol</i>		<i>84.3%</i>		<i>19 - 122 %</i>	<i>"</i>				<i>"</i>

PPI0521-07 (GP206-8.5)		Soil	Sampled: 09/12/06 13:30								R-05
Acenaphthene	EPA 8270C	1510	----	479	mg/kg dry	400x	6090913	09/22/06 10:18	09/27/06 03:41		
Acenaphthylene	"	ND	----	47.9	"	40x	"	"	09/28/06 20:54		
Anthracene	"	453	----	47.9	"	"	"	"	"		
Benzo (a) anthracene	"	453	----	47.9	"	"	"	"	"		
Benzo (a) pyrene	"	237	----	47.9	"	"	"	"	"		
Benzo (b) fluoranthene	"	229	----	47.9	"	"	"	"	"		
Benzo (ghi) perylene	"	96.5	----	47.9	"	"	"	"	"		
Benzo (k) fluoranthene	"	172	----	47.9	"	"	"	"	"		
Benzoic Acid	"	ND	----	145	"	"	"	"	"		
Benzyl alcohol	"	ND	----	145	"	"	"	"	"		
4-Bromophenyl phenyl ether	"	ND	----	47.9	"	"	"	"	"		
Butyl benzyl phthalate	"	ND	----	47.9	"	"	"	"	"		

TestAmerica - Portland, OR

The results in this report apply to the samples analyzed in accordance with the chain of custody document. This analytical report must be reproduced in its entirety.

Sarah Rockwell

Sarah Rockwell, Project Manager



SLR-Portland	Project Name: Jeld Wen- Nord Door	Report Created:
1800 Blankenship Road Suite 440	Project Number: 008.0228.00018	10/06/06 17:09
West Linn, OR 97068	Project Manager: R. Scott Miller	

Semivolatile Organic Compounds per EPA Method 8270C
TestAmerica - Portland, OR

Analyte	Method	Result	MDL*	MRL	Units	Dil	Batch	Prepared	Analyzed	Notes
PPI0521-07 (GP206-8.5)		Soil			Sampled: 09/12/06 13:30					R-05
4-Chloro-3-methylphenol	EPA 8270C	ND	----	47.9	mg/kg dry	40x	6090913	09/22/06 10:18	09/28/06 20:54	
4-Chloroaniline	"	ND	----	290	"	"	"	"	"	
Bis(2-chloroethoxy)methane	"	ND	----	47.9	"	"	"	"	"	
Bis(2-chloroethyl)ether	"	ND	----	47.9	"	"	"	"	"	
Bis(2-chloroisopropyl)ether	"	ND	----	47.9	"	"	"	"	"	
2-Chloronaphthalene	"	ND	----	47.9	"	"	"	"	"	
2-Chlorophenol	"	ND	----	47.9	"	"	"	"	"	
4-Chlorophenyl phenyl ether	"	ND	----	47.9	"	"	"	"	"	
Chrysene	"	411	----	47.9	"	"	"	"	"	
Di-n-butyl phthalate	"	ND	----	145	"	"	"	"	"	
Di-n-octyl phthalate	"	ND	----	47.9	"	"	"	"	"	
Dibenzo (a,h) anthracene	"	ND	----	47.9	"	"	"	"	"	
Dibenzofuran	"	937	----	47.9	"	400x	"	"	09/27/06 03:41	
1,2-Dichlorobenzene	"	ND	----	145	"	40x	"	"	09/28/06 20:54	
1,3-Dichlorobenzene	"	ND	----	145	"	"	"	"	"	
1,4-Dichlorobenzene	"	ND	----	145	"	"	"	"	"	
3,3'-Dichlorobenzidine	"	ND	----	145	"	"	"	"	"	
2,4-Dichlorophenol	"	ND	----	47.9	"	"	"	"	"	
Diethyl phthalate	"	ND	----	47.9	"	"	"	"	"	
2,4-Dimethylphenol	"	ND	----	145	"	"	"	"	"	
Dimethyl phthalate	"	ND	----	47.9	"	"	"	"	"	
4,6-Dinitro-2-methylphenol	"	ND	----	145	"	"	"	"	"	
2,4-Dinitrophenol	"	ND	----	290	"	"	"	"	"	
2,4-Dinitrotoluene	"	ND	----	72.6	"	"	"	"	"	
2,6-Dinitrotoluene	"	ND	----	72.6	"	"	"	"	"	
Bis(2-ethylhexyl)phthalate	"	ND	----	290	"	"	"	"	"	
Fluoranthene	"	2060	----	47.9	"	400x	"	"	09/27/06 03:41	
Fluorene	"	1450	----	47.9	"	"	"	"	"	
Hexachlorobenzene	"	ND	----	47.9	"	40x	"	"	09/28/06 20:54	
Hexachlorobutadiene	"	ND	----	145	"	"	"	"	"	
Hexachlorocyclopentadiene	"	ND	----	145	"	"	"	"	"	
Hexachloroethane	"	ND	----	145	"	"	"	"	"	
Indeno (1,2,3-cd) pyrene	"	83.1	----	47.9	"	"	"	"	"	
Isophorone	"	ND	----	47.9	"	"	"	"	"	
2-Methylnaphthalene	"	1410	----	47.9	"	400x	"	"	09/27/06 03:41	
2-Methylphenol	"	ND	----	47.9	"	40x	"	"	09/28/06 20:54	
3-,4-Methylphenol	"	ND	----	47.9	"	"	"	"	"	
Naphthalene	"	3860	----	47.9	"	400x	"	"	09/27/06 03:41	
2-Nitroaniline	"	ND	----	47.9	"	40x	"	"	09/28/06 20:54	
3-Nitroaniline	"	ND	----	145	"	"	"	"	"	
4-Nitroaniline	"	ND	----	47.9	"	"	"	"	"	
Nitrobenzene	"	ND	----	47.9	"	"	"	"	"	

TestAmerica - Portland, OR

The results in this report apply to the samples analyzed in accordance with the chain of custody document. This analytical report must be reproduced in its entirety.

Sarah Rockwell

Sarah Rockwell, Project Manager



SLR-Portland	Project Name: Jeld Wen- Nord Door	Report Created:
1800 Blankenship Road Suite 440	Project Number: 008.0228.00018	10/06/06 17:09
West Linn, OR 97068	Project Manager: R. Scott Miller	

Semivolatile Organic Compounds per EPA Method 8270C
TestAmerica - Portland, OR

Analyte	Method	Result	MDL*	MRL	Units	Dil	Batch	Prepared	Analyzed	Notes
PPI0521-07 (GP206-8.5)		Soil			Sampled: 09/12/06 13:30					R-05
2-Nitrophenol	EPA 8270C	ND	----	47.9	mg/kg dry	40x	6090913	09/22/06 10:18	09/28/06 20:54	
4-Nitrophenol	"	ND	----	145	"	"	"	"	"	
N-Nitrosodi-n-propylamine	"	ND	----	47.9	"	"	"	"	"	
N-Nitrosodiphenylamine	"	ND	----	47.9	"	"	"	"	"	
Pentachlorophenol	"	ND	----	145	"	"	"	"	"	
Phenanthrene	"	3770	----	479	"	400x	"	"	09/27/06 03:41	
Phenol	"	ND	----	47.9	"	40x	"	"	09/28/06 20:54	
Pyrene	"	1850	----	479	"	400x	"	"	09/27/06 03:41	
1,2,4-Trichlorobenzene	"	ND	----	145	"	40x	"	"	09/28/06 20:54	
2,4,5-Trichlorophenol	"	ND	----	47.9	"	"	"	"	"	
2,4,6-Trichlorophenol	"	ND	----	47.9	"	"	"	"	"	
<i>Surrogate(s):</i>	<i>2-Fluorobiphenyl</i>		<i>NR</i>		<i>30 - 115 %</i>	<i>"</i>			<i>"</i>	<i>S-01</i>
	<i>2-Fluorophenol</i>		<i>NR</i>		<i>25 - 121 %</i>	<i>"</i>			<i>"</i>	<i>S-01</i>
	<i>Nitrobenzene-d5</i>		<i>NR</i>		<i>23 - 120 %</i>	<i>"</i>			<i>"</i>	<i>S-01</i>
	<i>Phenol-d6</i>		<i>NR</i>		<i>24 - 113 %</i>	<i>"</i>			<i>"</i>	<i>S-01</i>
	<i>p-Terphenyl-d14</i>		<i>NR</i>		<i>18 - 137 %</i>	<i>"</i>			<i>"</i>	<i>S-01</i>
	<i>2,4,6-Tribromophenol</i>		<i>NR</i>		<i>19 - 122 %</i>	<i>"</i>			<i>"</i>	<i>S-01</i>

PPI0521-14 (GP213-3)		Soil			Sampled: 09/12/06 09:20					R-05
Acenaphthene	EPA 8270C	ND	----	1.87	mg/kg dry	5x	6090913	09/22/06 10:18	09/29/06 03:41	
Acenaphthylene	"	ND	----	1.87	"	"	"	"	"	
Anthracene	"	3.58	----	1.87	"	"	"	"	"	
Benzo (a) anthracene	"	5.24	----	1.87	"	"	"	"	"	
Benzo (a) pyrene	"	6.96	----	1.87	"	"	"	"	"	
Benzo (b) fluoranthene	"	5.07	----	1.87	"	"	"	"	"	
Benzo (ghi) perylene	"	13.0	----	1.87	"	"	"	"	"	
Benzo (k) fluoranthene	"	4.30	----	1.87	"	"	"	"	"	
Benzoic Acid	"	ND	----	5.67	"	"	"	"	"	
Benzyl alcohol	"	ND	----	5.67	"	"	"	"	"	
4-Bromophenyl phenyl ether	"	ND	----	1.87	"	"	"	"	"	
Butyl benzyl phthalate	"	ND	----	1.87	"	"	"	"	"	
4-Chloro-3-methylphenol	"	ND	----	1.87	"	"	"	"	"	
4-Chloroaniline	"	ND	----	11.3	"	"	"	"	"	
Bis(2-chloroethoxy)methane	"	ND	----	1.87	"	"	"	"	"	
Bis(2-chloroethyl)ether	"	ND	----	1.87	"	"	"	"	"	
Bis(2-chloroisopropyl)ether	"	ND	----	1.87	"	"	"	"	"	
2-Chloronaphthalene	"	ND	----	1.87	"	"	"	"	"	
2-Chlorophenol	"	ND	----	1.87	"	"	"	"	"	
4-Chlorophenyl phenyl ether	"	ND	----	1.87	"	"	"	"	"	
Chrysene	"	14.8	----	1.87	"	"	"	"	"	
Di-n-butyl phthalate	"	ND	----	5.67	"	"	"	"	"	

TestAmerica - Portland, OR

The results in this report apply to the samples analyzed in accordance with the chain of custody document. This analytical report must be reproduced in its entirety.

Sarah Rockwell

Sarah Rockwell, Project Manager



SLR-Portland	Project Name: Jeld Wen- Nord Door	Report Created:
1800 Blankenship Road Suite 440	Project Number: 008.0228.00018	10/06/06 17:09
West Linn, OR 97068	Project Manager: R. Scott Miller	

Semivolatile Organic Compounds per EPA Method 8270C
 TestAmerica - Portland, OR

Analyte	Method	Result	MDL*	MRL	Units	Dil	Batch	Prepared	Analyzed	Notes
PPI0521-14 (GP213-3)		Soil				Sampled: 09/12/06 09:20				R-05
Di-n-octyl phthalate	EPA 8270C	ND	----	1.87	mg/kg dry	5x	6090913	09/22/06 10:18	09/29/06 03:41	
Dibenzo (a,h) anthracene	"	3.34	----	1.87	"	"	"	"	"	
Dibenzofuran	"	2.25	----	1.87	"	"	"	"	"	
1,2-Dichlorobenzene	"	ND	----	5.67	"	"	"	"	"	
1,3-Dichlorobenzene	"	ND	----	5.67	"	"	"	"	"	
1,4-Dichlorobenzene	"	ND	----	5.67	"	"	"	"	"	
3,3'-Dichlorobenzidine	"	ND	----	5.67	"	"	"	"	"	
2,4-Dichlorophenol	"	ND	----	1.87	"	"	"	"	"	
Diethyl phthalate	"	ND	----	1.87	"	"	"	"	"	
2,4-Dimethylphenol	"	ND	----	5.67	"	"	"	"	"	
Dimethyl phthalate	"	ND	----	1.87	"	"	"	"	"	
4,6-Dinitro-2-methylphenol	"	ND	----	5.67	"	"	"	"	"	
2,4-Dinitrophenol	"	ND	----	11.3	"	"	"	"	"	
2,4-Dinitrotoluene	"	ND	----	2.83	"	"	"	"	"	
2,6-Dinitrotoluene	"	ND	----	2.83	"	"	"	"	"	
Bis(2-ethylhexyl)phthalate	"	ND	----	11.3	"	"	"	"	"	
Fluoranthene	"	6.56	----	1.87	"	"	"	"	"	
Fluorene	"	ND	----	1.87	"	"	"	"	"	
Hexachlorobenzene	"	ND	----	1.87	"	"	"	"	"	
Hexachlorobutadiene	"	ND	----	5.67	"	"	"	"	"	
Hexachlorocyclopentadiene	"	ND	----	5.67	"	"	"	"	"	
Hexachloroethane	"	ND	----	5.67	"	"	"	"	"	
Indeno (1,2,3-cd) pyrene	"	6.00	----	1.87	"	"	"	"	"	
Isophorone	"	ND	----	1.87	"	"	"	"	"	
2-Methylnaphthalene	"	4.05	----	1.87	"	"	"	"	"	
2-Methylphenol	"	ND	----	1.87	"	"	"	"	"	
3-,4-Methylphenol	"	ND	----	1.87	"	"	"	"	"	
Naphthalene	"	8.50	----	1.87	"	"	"	"	"	
2-Nitroaniline	"	ND	----	1.87	"	"	"	"	"	
3-Nitroaniline	"	ND	----	5.67	"	"	"	"	"	
4-Nitroaniline	"	ND	----	1.87	"	"	"	"	"	
Nitrobenzene	"	ND	----	1.87	"	"	"	"	"	
2-Nitrophenol	"	ND	----	1.87	"	"	"	"	"	
4-Nitrophenol	"	ND	----	5.67	"	"	"	"	"	
N-Nitrosodi-n-propylamine	"	ND	----	1.87	"	"	"	"	"	
N-Nitrosodiphenylamine	"	ND	----	1.87	"	"	"	"	"	
Pentachlorophenol	"	ND	----	5.67	"	"	"	"	"	
Phenanthrene	"	5.69	----	1.87	"	"	"	"	"	
Phenol	"	ND	----	1.87	"	"	"	"	"	
Pyrene	"	8.83	----	1.87	"	"	"	"	"	
1,2,4-Trichlorobenzene	"	ND	----	5.67	"	"	"	"	"	
2,4,5-Trichlorophenol	"	ND	----	1.87	"	"	"	"	"	

TestAmerica - Portland, OR

The results in this report apply to the samples analyzed in accordance with the chain of custody document. This analytical report must be reproduced in its entirety.

Sarah Rockwell

Sarah Rockwell, Project Manager



SLR-Portland	Project Name: Jeld Wen- Nord Door	
1800 Blankenship Road Suite 440	Project Number: 008.0228.00018	Report Created:
West Linn, OR 97068	Project Manager: R. Scott Miller	10/06/06 17:09

Semivolatile Organic Compounds per EPA Method 8270C
 TestAmerica - Portland, OR

Analyte	Method	Result	MDL*	MRL	Units	Dil	Batch	Prepared	Analyzed	Notes
---------	--------	--------	------	-----	-------	-----	-------	----------	----------	-------

PPI0521-14 (GP213-3) **Soil** **Sampled: 09/12/06 09:20** **R-05**

2,4,6-Trichlorophenol	EPA 8270C	ND	----	1.87	mg/kg dry	5x	6090913	09/22/06 10:18	09/29/06 03:41	
<i>Surrogate(s):</i>										
2-Fluorobiphenyl		84.1%		30 - 115 %		"				"
2-Fluorophenol		49.6%		25 - 121 %		"				"
Nitrobenzene-d5		65.4%		23 - 120 %		"				"
Phenol-d6		67.0%		24 - 113 %		"				"
p-Terphenyl-d14		101%		18 - 137 %		"				"
2,4,6-Tribromophenol		75.3%		19 - 122 %		"				"

PPI0521-16 (GP214-6) **Soil** **Sampled: 09/12/06 10:20**

Acenaphthene	EPA 8270C	21.3	----	5.01	mg/kg dry	10x	6090913	09/22/06 10:18	09/28/06 06:17	
Acenaphthylene	"	ND	----	0.501	"	1x	"	"	09/26/06 05:57	
Anthracene	"	4.94	----	0.501	"	"	"	"	"	
Benzo (a) anthracene	"	5.57	----	0.501	"	"	"	"	"	
Benzo (a) pyrene	"	4.27	----	0.501	"	"	"	"	"	
Benzo (b) fluoranthene	"	4.13	----	0.501	"	"	"	"	"	
Benzo (ghi) perylene	"	1.69	----	0.501	"	"	"	"	"	
Benzo (k) fluoranthene	"	2.70	----	0.501	"	"	"	"	"	
Benzoic Acid	"	ND	----	1.52	"	"	"	"	"	
Benzyl alcohol	"	ND	----	1.52	"	"	"	"	"	
4-Bromophenyl phenyl ether	"	ND	----	0.501	"	"	"	"	"	
Butyl benzyl phthalate	"	ND	----	0.501	"	"	"	"	"	
4-Chloro-3-methylphenol	"	ND	----	0.501	"	"	"	"	"	
4-Chloroaniline	"	ND	----	3.04	"	"	"	"	"	
Bis(2-chloroethoxy)methane	"	ND	----	0.501	"	"	"	"	"	
Bis(2-chloroethyl)ether	"	ND	----	0.501	"	"	"	"	"	
Bis(2-chloroisopropyl)ether	"	ND	----	0.501	"	"	"	"	"	
2-Chloronaphthalene	"	ND	----	0.501	"	"	"	"	"	
2-Chlorophenol	"	ND	----	0.501	"	"	"	"	"	
4-Chlorophenyl phenyl ether	"	ND	----	0.501	"	"	"	"	"	
Chrysene	"	4.74	----	0.501	"	"	"	"	"	
Di-n-butyl phthalate	"	ND	----	1.52	"	"	"	"	"	
Di-n-octyl phthalate	"	ND	----	0.501	"	"	"	"	"	
Dibenzo (a,h) anthracene	"	0.689	----	0.501	"	"	"	"	"	
Dibenzofuran	"	10.4	----	5.01	"	10x	"	"	09/28/06 06:17	
1,2-Dichlorobenzene	"	ND	----	1.52	"	1x	"	"	09/26/06 05:57	
1,3-Dichlorobenzene	"	ND	----	1.52	"	"	"	"	"	
1,4-Dichlorobenzene	"	ND	----	1.52	"	"	"	"	"	
3,3'-Dichlorobenzidine	"	ND	----	1.52	"	"	"	"	"	
2,4-Dichlorophenol	"	ND	----	0.501	"	"	"	"	"	
Diethyl phthalate	"	ND	----	0.501	"	"	"	"	"	
2,4-Dimethylphenol	"	ND	----	1.52	"	"	"	"	"	

TestAmerica - Portland, OR

The results in this report apply to the samples analyzed in accordance with the chain of custody document. This analytical report must be reproduced in its entirety.

Sarah Rockwell

Sarah Rockwell, Project Manager



SLR-Portland	Project Name: Jeld Wen- Nord Door	Report Created:
1800 Blankenship Road Suite 440	Project Number: 008.0228.00018	10/06/06 17:09
West Linn, OR 97068	Project Manager: R. Scott Miller	

Semivolatile Organic Compounds per EPA Method 8270C
 TestAmerica - Portland, OR

Analyte	Method	Result	MDL*	MRL	Units	Dil	Batch	Prepared	Analyzed	Notes
PPI0521-16 (GP214-6)		Soil								
		Sampled: 09/12/06 10:20								
Dimethyl phthalate	EPA 8270C	ND	----	0.501	mg/kg dry	1x	6090913	09/22/06 10:18	09/26/06 05:57	
4,6-Dinitro-2-methylphenol	"	ND	----	1.52	"	"	"	"	"	
2,4-Dinitrophenol	"	ND	----	3.04	"	"	"	"	"	
2,4-Dinitrotoluene	"	ND	----	0.759	"	"	"	"	"	
2,6-Dinitrotoluene	"	ND	----	0.759	"	"	"	"	"	
Bis(2-ethylhexyl)phthalate	"	ND	----	3.04	"	"	"	"	"	
Fluoranthene	"	24.6	----	5.01	"	10x	"	"	09/28/06 06:17	
Fluorene	"	14.6	----	5.01	"	"	"	"	"	
Hexachlorobenzene	"	ND	----	0.501	"	1x	"	"	09/26/06 05:57	
Hexachlorobutadiene	"	ND	----	1.52	"	"	"	"	"	
Hexachlorocyclopentadiene	"	ND	----	1.52	"	"	"	"	"	
Hexachloroethane	"	ND	----	1.52	"	"	"	"	"	
Indeno (1,2,3-cd) pyrene	"	1.71	----	0.501	"	"	"	"	"	
Isophorone	"	ND	----	0.501	"	"	"	"	"	
2-Methylnaphthalene	"	15.8	----	5.01	"	10x	"	"	09/28/06 06:17	
2-Methylphenol	"	ND	----	0.501	"	1x	"	"	09/26/06 05:57	
3-,4-Methylphenol	"	ND	----	0.501	"	"	"	"	"	
Naphthalene	"	78.9	----	5.01	"	10x	"	"	09/28/06 06:17	
2-Nitroaniline	"	ND	----	0.501	"	1x	"	"	09/26/06 05:57	
3-Nitroaniline	"	ND	----	1.52	"	"	"	"	"	
4-Nitroaniline	"	ND	----	0.501	"	"	"	"	"	
Nitrobenzene	"	ND	----	0.501	"	"	"	"	"	
2-Nitrophenol	"	ND	----	0.501	"	"	"	"	"	
4-Nitrophenol	"	ND	----	1.52	"	"	"	"	"	
N-Nitrosodi-n-propylamine	"	ND	----	0.501	"	"	"	"	"	
N-Nitrosodiphenylamine	"	ND	----	0.501	"	"	"	"	"	
Pentachlorophenol	"	ND	----	1.52	"	"	"	"	"	
Phenanthrene	"	41.5	----	5.01	"	10x	"	"	09/28/06 06:17	
Phenol	"	ND	----	0.501	"	1x	"	"	09/26/06 05:57	
Pyrene	"	20.3	----	5.01	"	10x	"	"	09/28/06 06:17	
1,2,4-Trichlorobenzene	"	ND	----	1.52	"	1x	"	"	09/26/06 05:57	
2,4,5-Trichlorophenol	"	ND	----	0.501	"	"	"	"	"	
2,4,6-Trichlorophenol	"	ND	----	0.501	"	"	"	"	"	
<i>Surrogate(s):</i>	<i>2-Fluorobiphenyl</i>	<i>77.6%</i>		<i>30 - 115 %</i>		<i>"</i>			<i>"</i>	
	<i>2-Fluorophenol</i>	<i>37.9%</i>		<i>25 - 121 %</i>		<i>"</i>			<i>"</i>	
	<i>Nitrobenzene-d5</i>	<i>73.1%</i>		<i>23 - 120 %</i>		<i>"</i>			<i>"</i>	
	<i>Phenol-d6</i>	<i>62.2%</i>		<i>24 - 113 %</i>		<i>"</i>			<i>"</i>	
	<i>p-Terphenyl-d14</i>	<i>86.3%</i>		<i>18 - 137 %</i>		<i>"</i>			<i>"</i>	
	<i>2,4,6-Tribromophenol</i>	<i>81.6%</i>		<i>19 - 122 %</i>		<i>"</i>			<i>"</i>	

Sarah Rockwell

Sarah Rockwell, Project Manager



SLR-Portland	Project Name: Jeld Wen- Nord Door	
1800 Blankenship Road Suite 440	Project Number: 008.0228.00018	Report Created:
West Linn, OR 97068	Project Manager: R. Scott Miller	10/06/06 17:09

Polynuclear Aromatic Compounds and Pentachlorophenol per EPA 8270M-SIM
TestAmerica - Portland, OR

Analyte	Method	Result	MDL*	MRL	Units	Dil	Batch	Prepared	Analyzed	Notes
PPI0521-02 (GP202-7.5)		Soil				Sampled: 09/11/06 12:55				R-05
Acenaphthene	EPA 8270m	786000	----	32700	ug/kg dry	2000x	6091031	09/25/06 21:15	10/03/06 14:10	
Acenaphthylene	"	ND	----	32700	"	"	"	"	"	
Anthracene	"	894000	----	32700	"	"	"	"	"	
Benzo (a) anthracene	"	299000	----	32700	"	"	"	"	"	
Benzo (a) pyrene	"	177000	----	32700	"	"	"	"	"	
Benzo (b) fluoranthene	"	176000	----	32700	"	"	"	"	"	
Benzo (k) fluoranthene	"	173000	----	32700	"	"	"	"	"	
Benzo (ghi) perylene	"	73300	----	32700	"	"	"	"	"	
Chrysene	"	661000	----	32700	"	"	"	"	"	
Dibenzo (a,h) anthracene	"	33400	----	32700	"	"	"	"	"	
Fluoranthene	"	1020000	----	32700	"	"	"	"	"	
Fluorene	"	684000	----	32700	"	"	"	"	"	
Indeno (1,2,3-cd) pyrene	"	64700	----	32700	"	"	"	"	"	
Naphthalene	"	2490000	----	327000	"	20000x	"	"	10/03/06 15:43	
Pentachlorophenol	"	ND	----	164000	"	2000x	"	"	10/03/06 14:10	
Phenanthrene	"	2390000	----	327000	"	20000x	"	"	10/03/06 15:43	
Pyrene	"	841000	----	32700	"	2000x	"	"	10/03/06 14:10	
Surrogate(s): Fluorene-d10			NR		32 - 134 %	"			"	S-01
2,4,6-Tribromophenol			NR		10 - 150 %	"			"	S-01
Pyrene-d10			NR		41 - 152 %	"			"	S-01
Benzo (a) pyrene-d12			NR		36 - 145 %	"			"	S-01

TestAmerica - Portland, OR

The results in this report apply to the samples analyzed in accordance with the chain of custody document. This analytical report must be reproduced in its entirety.

Sarah Rockwell

Sarah Rockwell, Project Manager



SLR-Portland	Project Name: Jeld Wen- Nord Door	Report Created:
1800 Blankenship Road Suite 440	Project Number: 008.0228.00018	10/06/06 17:09
West Linn, OR 97068	Project Manager: R. Scott Miller	

Percent Dry Weight (Solids) per Standard Methods
 TestAmerica - Portland, OR

Analyte	Method	Result	MDL*	MRL	Units	Dil	Batch	Prepared	Analyzed	Notes
PPI0521-01 (GP201-4.5)		Soil								Sampled: 09/11/06 11:45
% Solids	NCA SOP	86.1	----	0.00	% by Weight	1x	6090589	09/15/06 08:09	09/15/06 08:09	
PPI0521-02 (GP202-7.5)		Soil								Sampled: 09/11/06 12:55
% Solids	NCA SOP	80.9	----	0.00	% by Weight	1x	6090589	09/15/06 08:09	09/15/06 08:09	
PPI0521-03 (GP203-5.5)		Soil								Sampled: 09/11/06 13:25
% Solids	NCA SOP	69.2	----	0.00	% by Weight	1x	6090589	09/15/06 08:09	09/15/06 08:09	
PPI0521-04 (GP204-7.5)		Soil								Sampled: 09/11/06 14:45
% Solids	NCA SOP	55.3	----	0.00	% by Weight	1x	6090589	09/15/06 08:09	09/15/06 08:09	
PPI0521-05 (GP205-3)		Soil								Sampled: 09/12/06 11:45
% Solids	NCA SOP	84.2	----	0.00	% by Weight	1x	6090589	09/15/06 08:09	09/15/06 08:09	
PPI0521-06 (GP206-4.5)		Soil								Sampled: 09/12/06 13:20
% Solids	NCA SOP	94.1	----	0.00	% by Weight	1x	6090589	09/15/06 08:09	09/15/06 08:09	
PPI0521-07 (GP206-8.5)		Soil								Sampled: 09/12/06 13:30
% Solids	NCA SOP	54.5	----	0.00	% by Weight	1x	6090589	09/15/06 08:09	09/15/06 08:09	
PPI0521-08 (GP207-3)		Soil								Sampled: 09/12/06 14:00
% Solids	NCA SOP	95.8	----	0.00	% by Weight	1x	6090589	09/15/06 08:09	09/15/06 08:09	
PPI0521-09 (GP207-9)		Soil								Sampled: 09/12/06 14:15
% Solids	NCA SOP	51.9	----	0.00	% by Weight	1x	6090589	09/15/06 08:09	09/15/06 08:09	
PPI0521-10 (GP209-3)		Soil								Sampled: 09/12/06 16:40
% Solids	NCA SOP	97.9	----	0.00	% by Weight	1x	6090589	09/15/06 08:09	09/15/06 08:09	
PPI0521-11 (GP210-4)		Soil								Sampled: 09/12/06 17:00

TestAmerica - Portland, OR

The results in this report apply to the samples analyzed in accordance with the chain of custody document. This analytical report must be reproduced in its entirety.

Sarah Rockwell

Sarah Rockwell, Project Manager



SLR-Portland	Project Name: Jeld Wen- Nord Door	Report Created:
1800 Blankenship Road Suite 440	Project Number: 008.0228.00018	10/06/06 17:09
West Linn, OR 97068	Project Manager: R. Scott Miller	

Percent Dry Weight (Solids) per Standard Methods
 TestAmerica - Portland, OR

Analyte	Method	Result	MDL*	MRL	Units	Dil	Batch	Prepared	Analyzed	Notes
PPI0521-11 (GP210-4)		Soil			Sampled: 09/12/06 17:00					
% Solids	NCA SOP	95.7	----	0.00	% by Weight	1x	6090589	09/15/06 08:09	09/15/06 08:09	
PPI0521-12 (GP211-3.5)		Soil			Sampled: 09/11/06 15:55					
% Solids	NCA SOP	96.6	----	0.00	% by Weight	1x	6090589	09/15/06 08:09	09/15/06 08:09	
PPI0521-13 (GP212-3.5)		Soil			Sampled: 09/11/06 16:50					
% Solids	NCA SOP	95.3	----	0.00	% by Weight	1x	6090589	09/15/06 08:09	09/15/06 08:09	
PPI0521-14 (GP213-3)		Soil			Sampled: 09/12/06 09:20					
% Solids	NCA SOP	87.7	----	0.00	% by Weight	1x	6090589	09/15/06 08:09	09/15/06 08:09	
PPI0521-16 (GP214-6)		Soil			Sampled: 09/12/06 10:20					
% Solids	NCA SOP	65.6	----	0.00	% by Weight	1x	6090589	09/15/06 08:09	09/15/06 08:09	
PPI0521-17 (GP215-4.5)		Soil			Sampled: 09/11/06 10:45					
% Solids	NCA SOP	88.5	----	0.00	% by Weight	1x	6090589	09/15/06 08:09	09/15/06 08:09	

TestAmerica - Portland, OR

The results in this report apply to the samples analyzed in accordance with the chain of custody document. This analytical report must be reproduced in its entirety.

Sarah Rockwell

Sarah Rockwell, Project Manager



SLR-Portland	Project Name: Jeld Wen- Nord Door	Report Created:
1800 Blankenship Road Suite 440	Project Number: 008.0228.00018	10/06/06 17:09
West Linn, OR 97068	Project Manager: R. Scott Miller	

Hydrocarbon Identification per NW-TPH Methodology - Laboratory Quality Control Results
TestAmerica - Portland, OR

QC Batch: 6090686 **Soil Preparation Method: EPA 3550 Fuels**

Analyte	Method	Result	MDL*	MRL	Units	Dil	Source Result	Spike Amt	% REC	(Limits)	% RPD	(Limits)	Analyzed	Notes		
Blank (6090686-BLK1)													Extracted: 09/18/06 14:00			
Gasoline Range Hydrocarbons	NWTPH HCID	ND	---	20.0	mg/kg wet	1x	--	--	--	--	--	--	09/18/06 17:52			
Diesel Range Hydrocarbons	"	ND	---	50.0	"	"	--	--	--	--	--	--	"			
Heavy Oil Range Hydrocarbons	"	ND	---	100	"	"	--	--	--	--	--	--	"			
<i>Surrogate(s): 1-Chlorooctadecane</i>		<i>Recovery: 102%</i>		<i>Limits: 50-150%</i>		<i>"</i>							<i>09/18/06 17:52</i>			
Duplicate (6090686-DUP1)													QC Source: PPI0521-01		Extracted: 09/18/06 14:00	
Gasoline Range Hydrocarbons	NWTPH HCID	ND	---	21.5	mg/kg dry	1x	ND	--	--	--	NR (50)		09/18/06 18:23			
Diesel Range Hydrocarbons	"	ND	---	53.8	"	"	ND	--	--	--	NR	"	"			
Heavy Oil Range Hydrocarbons	"	ND	---	108	"	"	ND	--	--	--	NR	"	"			
<i>Surrogate(s): 1-Chlorooctadecane</i>		<i>Recovery: 105%</i>		<i>Limits: 50-150%</i>		<i>"</i>							<i>09/18/06 18:23</i>			
Duplicate (6090686-DUP2)													QC Source: PPI0521-10		Extracted: 09/18/06 14:00	
Gasoline Range Hydrocarbons	NWTPH HCID	ND	---	18.2	mg/kg dry	1x	ND	--	--	--	NR (50)		09/18/06 18:55			
Diesel Range Hydrocarbons	"	ND	---	45.6	"	"	ND	--	--	--	NR	"	"			
Heavy Oil Range Hydrocarbons	"	ND	---	91.2	"	"	ND	--	--	--	NR	"	"			
<i>Surrogate(s): 1-Chlorooctadecane</i>		<i>Recovery: 101%</i>		<i>Limits: 50-150%</i>		<i>"</i>							<i>09/18/06 18:55</i>			

TestAmerica - Portland, OR

The results in this report apply to the samples analyzed in accordance with the chain of custody document. This analytical report must be reproduced in its entirety.

Sarah Rockwell

Sarah Rockwell, Project Manager



SLR-Portland	Project Name: Jeld Wen- Nord Door	Report Created:
1800 Blankenship Road Suite 440	Project Number: 008.0228.00018	10/06/06 17:09
West Linn, OR 97068	Project Manager: R. Scott Miller	

Gasoline Hydrocarbons per NW TPH-Gx Method - Laboratory Quality Control Results
 TestAmerica - Portland, OR

QC Batch: 6090922 **Soil Preparation Method: EPA 5035 Modified**

Analyte	Method	Result	MDL*	MRL	Units	Dil	Source Result	Spike Amt	% REC	(Limits)	% RPD	(Limits)	Analyzed	Notes
Blank (6090922-BLK1)							Extracted: 09/22/06 11:57							
Gasoline Range Hydrocarbons	NW TPH-Gx	ND	---	2.00	mg/kg wet	1x	--	--	--	--	--	--	09/22/06 13:14	
<i>Surrogate(s): a,a,a-TFT</i>		<i>Recovery: 77.9%</i>			<i>Limits: 50-150%</i>	<i>"</i>							09/22/06 13:14	
LCS (6090922-BS2)							Extracted: 09/22/06 11:57							
Gasoline Range Hydrocarbons	NW TPH-Gx	23.4	---	3.75	mg/kg wet	1x	--	23.4	100%	(70-130)	--	--	09/22/06 12:19	
<i>Surrogate(s): a,a,a-TFT</i>		<i>Recovery: 82.9%</i>			<i>Limits: 50-150%</i>	<i>"</i>							09/22/06 12:19	
Duplicate (6090922-DUP1)							QC Source: PPG1150-16		Extracted: 09/22/06 11:57					
Gasoline Range Hydrocarbons	NW TPH-Gx	ND	---	3.81	mg/kg dry	1x	ND	--	--	--	6.94% (40)		09/22/06 14:37	
<i>Surrogate(s): a,a,a-TFT</i>		<i>Recovery: 80.7%</i>			<i>Limits: 50-150%</i>	<i>"</i>							09/22/06 14:37	
Duplicate (6090922-DUP2)							QC Source: PPI0521-14		Extracted: 09/22/06 11:57					
Gasoline Range Hydrocarbons	NW TPH-Gx	ND	---	4.35	mg/kg dry	1x	ND	--	--	--	5.41% (40)		09/22/06 16:27	
<i>Surrogate(s): a,a,a-TFT</i>		<i>Recovery: 76.1%</i>			<i>Limits: 50-150%</i>	<i>"</i>							09/22/06 16:27	
Matrix Spike (6090922-MS2)							QC Source: PPG1150-26		Extracted: 09/22/06 11:57					
Gasoline Range Hydrocarbons	NW TPH-Gx	22.7	---	3.90	mg/kg dry	1x	ND	24.4	93.0%	(65-130)	--	--	09/22/06 15:32	
<i>Surrogate(s): a,a,a-TFT</i>		<i>Recovery: 84.4%</i>			<i>Limits: 50-150%</i>	<i>"</i>							09/22/06 15:32	

TestAmerica - Portland, OR

The results in this report apply to the samples analyzed in accordance with the chain of custody document. This analytical report must be reproduced in its entirety.

Sarah Rockwell

Sarah Rockwell, Project Manager



SLR-Portland	Project Name: Jeld Wen- Nord Door	Report Created:
1800 Blankenship Road Suite 440	Project Number: 008.0228.00018	10/06/06 17:09
West Linn, OR 97068	Project Manager: R. Scott Miller	

Diesel and Heavy Range Hydrocarbons per NWTPH-Dx Method - Laboratory Quality Control Results
 TestAmerica - Portland, OR

QC Batch: 6090663 **Soil Preparation Method: EPA 3550 Fuels**

Analyte	Method	Result	MDL*	MRL	Units	Dil	Source Result	Spike Amt	% REC	(Limits)	% RPD	(Limits)	Analyzed	Notes
Blank (6090663-BLK1)								Extracted: 09/18/06 11:20						
Diesel Range Organics	NWTPH-Dx	ND	---	12.5	mg/kg wet	1x	--	--	--	--	--	--	09/18/06 17:52	
Heavy Oil Range Hydrocarbons	"	ND	---	25.0	"	"	--	--	--	--	--	--	"	
<i>Surrogate(s): 1-Chlorooctadecane</i>		<i>Recovery: 107%</i>		<i>Limits: 50-150%</i>	<i>"</i>								<i>09/18/06 17:52</i>	
LCS (6090663-BS1)								Extracted: 09/18/06 11:20						
Diesel Range Organics	NWTPH-Dx	121	---	12.5	mg/kg wet	1x	--	128	94.5%	(50-150)	--	--	09/19/06 13:21	
Heavy Oil Range Hydrocarbons	"	78.6	---	25.0	"	"	--	80.0	98.2%	"	--	--	"	
<i>Surrogate(s): 1-Chlorooctadecane</i>		<i>Recovery: 97.5%</i>		<i>Limits: 50-150%</i>	<i>"</i>								<i>09/19/06 13:21</i>	
Duplicate (6090663-DUP1)				QC Source: PPI0500-11				Extracted: 09/18/06 11:20						
Diesel Range Organics	NWTPH-Dx	73.6	---	28.7	mg/kg dry	2x	35.4	--	--	--	70.1% (50)		09/19/06 13:52	Q-14
Heavy Oil Range Hydrocarbons	"	373	---	57.4	"	"	257	--	--	--	36.8%	"	"	
<i>Surrogate(s): 1-Chlorooctadecane</i>		<i>Recovery: 101%</i>		<i>Limits: 50-150%</i>	<i>"</i>								<i>09/19/06 13:52</i>	
Duplicate (6090663-DUP2)				QC Source: PPI0521-04				Extracted: 09/18/06 11:20						
Diesel Range Organics	NWTPH-Dx	37.9	---	22.9	mg/kg dry	1x	22.9	--	--	--	49.3% (50)		09/18/06 19:26	
Heavy Oil Range Hydrocarbons	"	ND	---	45.8	"	"	ND	--	--	--	2.65%	"	"	
<i>Surrogate(s): 1-Chlorooctadecane</i>		<i>Recovery: 100%</i>		<i>Limits: 50-150%</i>	<i>"</i>								<i>09/18/06 19:26</i>	

TestAmerica - Portland, OR

The results in this report apply to the samples analyzed in accordance with the chain of custody document. This analytical report must be reproduced in its entirety.

Sarah Rockwell

Sarah Rockwell, Project Manager



SLR-Portland	Project Name: Jeld Wen- Nord Door	Report Created:
1800 Blankenship Road Suite 440	Project Number: 008.0228.00018	10/06/06 17:09
West Linn, OR 97068	Project Manager: R. Scott Miller	

Diesel and Heavy Range Hydrocarbons per NWTPH-Dx Method with Acid/Silica Gel Cleanup - Laboratory Quality Control Results
 TestAmerica - Portland, OR

QC Batch: 6090899 **Soil Preparation Method: EPA 3550 Fuels**

Analyte	Method	Result	MDL*	MRL	Units	Dil	Source Result	Spike Amt	% REC	(Limits)	% RPD	(Limits)	Analyzed	Notes
Blank (6090899-BLK1)							Extracted: 09/22/06 08:09							
Diesel Range Organics	NWTPH-Dx	ND	---	12.5	mg/kg wet	1x	--	--	--	--	--	--	09/25/06 00:08	
Heavy Oil Range Hydrocarbons	"	ND	---	25.0	"	"	--	--	--	--	--	--	"	
<i>Surrogate(s): 1-Chlorooctadecane</i>		<i>Recovery: 95.0%</i>		<i>Limits: 50-150%</i>		<i>"</i>							<i>09/25/06 00:08</i>	
LCS (6090899-BS1)							Extracted: 09/22/06 08:09							
Diesel Range Organics	NWTPH-Dx	118	---	12.5	mg/kg wet	1x	--	128	92.2%	(50-150)	--	--	09/25/06 00:40	
Heavy Oil Range Hydrocarbons	"	75.7	---	25.0	"	"	--	80.0	94.6%	"	--	--	"	
<i>Surrogate(s): 1-Chlorooctadecane</i>		<i>Recovery: 107%</i>		<i>Limits: 50-150%</i>		<i>"</i>							<i>09/25/06 00:40</i>	
Duplicate (6090899-DUP1)				QC Source: PPI0521-14				Extracted: 09/22/06 08:09						
Diesel Range Organics	NWTPH-Dx	208	---	28.6	mg/kg dry	2x	276	--	--	--	28.1%	(50)	09/25/06 01:12	
Heavy Oil Range Hydrocarbons	"	931	---	57.3	"	"	991	--	--	--	6.24%	"	"	
<i>Surrogate(s): 1-Chlorooctadecane</i>		<i>Recovery: 108%</i>		<i>Limits: 50-150%</i>		<i>"</i>							<i>09/25/06 01:12</i>	

TestAmerica - Portland, OR

The results in this report apply to the samples analyzed in accordance with the chain of custody document. This analytical report must be reproduced in its entirety.

Sarah Rockwell

Sarah Rockwell, Project Manager



SLR-Portland	Project Name: Jeld Wen- Nord Door	Report Created:
1800 Blankenship Road Suite 440	Project Number: 008.0228.00018	10/06/06 17:09
West Linn, OR 97068	Project Manager: R. Scott Miller	

Volatile Organic Compounds per EPA Method 8260B - Laboratory Quality Control Results
 TestAmerica - Portland, OR

QC Batch: 6090657 **Soil Preparation Method: EPA 5035 Modified**

Analyte	Method	Result	MDL*	MRL	Units	Dil	Source Result	Spike Amt	% REC	(Limits)	% RPD	(Limits)	Analyzed	Notes
Blank (6090657-BLK1)													Extracted: 09/17/06 19:45	
Acetone	EPA 8260B	ND	---	2480	ug/kg wet	1x	--	--	--	--	--	--	09/18/06 03:33	
Benzene	"	ND	---	19.8	"	"	--	--	--	--	--	--	"	
Bromobenzene	"	ND	---	99.2	"	"	--	--	--	--	--	--	"	
Bromochloromethane	"	ND	---	99.2	"	"	--	--	--	--	--	--	"	
Bromodichloromethane	"	ND	---	99.2	"	"	--	--	--	--	--	--	"	
Bromoform	"	ND	---	99.2	"	"	--	--	--	--	--	--	"	
Bromomethane	"	ND	---	496	"	"	--	--	--	--	--	--	"	
2-Butanone (MEK)	"	ND	---	992	"	"	--	--	--	--	--	--	"	
n-Butylbenzene	"	ND	---	496	"	"	--	--	--	--	--	--	"	
sec-Butylbenzene	"	ND	---	99.2	"	"	--	--	--	--	--	--	"	
tert-Butylbenzene	"	ND	---	99.2	"	"	--	--	--	--	--	--	"	
Carbon disulfide	"	ND	---	99.2	"	"	--	--	--	--	--	--	"	
Carbon tetrachloride	"	ND	---	99.2	"	"	--	--	--	--	--	--	"	
Chlorobenzene	"	ND	---	99.2	"	"	--	--	--	--	--	--	"	
Chloroethane	"	ND	---	99.2	"	"	--	--	--	--	--	--	"	
Chloroform	"	ND	---	99.2	"	"	--	--	--	--	--	--	"	
Chloromethane	"	ND	---	496	"	"	--	--	--	--	--	--	"	
2-Chlorotoluene	"	ND	---	99.2	"	"	--	--	--	--	--	--	"	
4-Chlorotoluene	"	ND	---	99.2	"	"	--	--	--	--	--	--	"	
1,2-Dibromo-3-chloropropane	"	ND	---	496	"	"	--	--	--	--	--	--	"	
Dibromochloromethane	"	ND	---	99.2	"	"	--	--	--	--	--	--	"	
1,2-Dibromoethane	"	ND	---	99.2	"	"	--	--	--	--	--	--	"	
Dibromomethane	"	ND	---	99.2	"	"	--	--	--	--	--	--	"	
1,2-Dichlorobenzene	"	ND	---	99.2	"	"	--	--	--	--	--	--	"	
1,3-Dichlorobenzene	"	ND	---	99.2	"	"	--	--	--	--	--	--	"	
1,4-Dichlorobenzene	"	ND	---	99.2	"	"	--	--	--	--	--	--	"	
Dichlorodifluoromethane	"	ND	---	496	"	"	--	--	--	--	--	--	"	
1,1-Dichloroethane	"	ND	---	99.2	"	"	--	--	--	--	--	--	"	
1,2-Dichloroethane	"	ND	---	99.2	"	"	--	--	--	--	--	--	"	
1,1-Dichloroethene	"	ND	---	99.2	"	"	--	--	--	--	--	--	"	
cis-1,2-Dichloroethene	"	ND	---	99.2	"	"	--	--	--	--	--	--	"	
trans-1,2-Dichloroethene	"	ND	---	99.2	"	"	--	--	--	--	--	--	"	
1,2-Dichloropropane	"	ND	---	99.2	"	"	--	--	--	--	--	--	"	
1,3-Dichloropropane	"	ND	---	99.2	"	"	--	--	--	--	--	--	"	
2,2-Dichloropropane	"	ND	---	99.2	"	"	--	--	--	--	--	--	"	
1,1-Dichloropropene	"	ND	---	99.2	"	"	--	--	--	--	--	--	"	
cis-1,3-Dichloropropene	"	ND	---	99.2	"	"	--	--	--	--	--	--	"	
trans-1,3-Dichloropropene	"	ND	---	99.2	"	"	--	--	--	--	--	--	"	
Ethylbenzene	"	ND	---	99.2	"	"	--	--	--	--	--	--	"	

TestAmerica - Portland, OR

The results in this report apply to the samples analyzed in accordance with the chain of custody document. This analytical report must be reproduced in its entirety.

Sarah Rockwell

Sarah Rockwell, Project Manager



SLR-Portland	Project Name: Jeld Wen- Nord Door	Report Created:
1800 Blankenship Road Suite 440	Project Number: 008.0228.00018	10/06/06 17:09
West Linn, OR 97068	Project Manager: R. Scott Miller	

Volatile Organic Compounds per EPA Method 8260B - Laboratory Quality Control Results
 TestAmerica - Portland, OR

QC Batch: 6090657 **Soil Preparation Method: EPA 5035 Modified**

Analyte	Method	Result	MDL*	MRL	Units	Dil	Source Result	Spike Amt	% REC	(Limits)	% RPD	(Limits)	Analyzed	Notes
---------	--------	--------	------	-----	-------	-----	---------------	-----------	-------	----------	-------	----------	----------	-------

Blank (6090657-BLK1)

Extracted: 09/17/06 19:45

Hexachlorobutadiene	EPA 8260B	ND	---	397	ug/kg wet	1x	--	--	--	--	--	--	09/18/06 03:33	
2-Hexanone	"	ND	---	992	"	"	--	--	--	--	--	--	"	
Isopropylbenzene	"	ND	---	198	"	"	--	--	--	--	--	--	"	
p-Isopropyltoluene	"	ND	---	198	"	"	--	--	--	--	--	--	"	
4-Methyl-2-pentanone	"	ND	---	496	"	"	--	--	--	--	--	--	"	
Methyl tert-butyl ether	"	ND	---	99.2	"	"	--	--	--	--	--	--	"	
Methylene chloride	"	ND	---	496	"	"	--	--	--	--	--	--	"	
Naphthalene	"	ND	---	198	"	"	--	--	--	--	--	--	"	
n-Propylbenzene	"	ND	---	99.2	"	"	--	--	--	--	--	--	"	
Styrene	"	ND	---	99.2	"	"	--	--	--	--	--	--	"	
1,1,1,2-Tetrachloroethane	"	ND	---	99.2	"	"	--	--	--	--	--	--	"	
1,1,2,2-Tetrachloroethane	"	ND	---	99.2	"	"	--	--	--	--	--	--	"	
Tetrachloroethene	"	ND	---	99.2	"	"	--	--	--	--	--	--	"	
Toluene	"	ND	---	99.2	"	"	--	--	--	--	--	--	"	
1,2,3-Trichlorobenzene	"	ND	---	99.2	"	"	--	--	--	--	--	--	"	
1,2,4-Trichlorobenzene	"	ND	---	99.2	"	"	--	--	--	--	--	--	"	
1,1,1-Trichloroethane	"	ND	---	99.2	"	"	--	--	--	--	--	--	"	
1,1,2-Trichloroethane	"	ND	---	99.2	"	"	--	--	--	--	--	--	"	
Trichloroethene	"	ND	---	99.2	"	"	--	--	--	--	--	--	"	
Trichlorofluoromethane	"	ND	---	99.2	"	"	--	--	--	--	--	--	"	
1,2,3-Trichloropropane	"	ND	---	99.2	"	"	--	--	--	--	--	--	"	
1,2,4-Trimethylbenzene	"	ND	---	99.2	"	"	--	--	--	--	--	--	"	
1,3,5-Trimethylbenzene	"	ND	---	99.2	"	"	--	--	--	--	--	--	"	
Vinyl chloride	"	ND	---	99.2	"	"	--	--	--	--	--	--	"	
o-Xylene	"	ND	---	99.2	"	"	--	--	--	--	--	--	"	
m,p-Xylene	"	ND	---	198	"	"	--	--	--	--	--	--	"	

<i>Surrogate(s):</i> 4-BFB	<i>Recovery:</i> 92.4%	<i>Limits:</i> 75-125%	0.01x	09/18/06 03:33
1,2-DCA-d4	83.3%	75-125%	"	"
Dibromofluoromethane	83.8%	75-125%	"	"
Toluene-d8	89.4%	75-125%	"	"

TestAmerica - Portland, OR

The results in this report apply to the samples analyzed in accordance with the chain of custody document. This analytical report must be reproduced in its entirety.

Sarah Rockwell

Sarah Rockwell, Project Manager



SLR-Portland	Project Name: Jeld Wen- Nord Door	Report Created:
1800 Blankenship Road Suite 440	Project Number: 008.0228.00018	10/06/06 17:09
West Linn, OR 97068	Project Manager: R. Scott Miller	

Volatile Organic Compounds per EPA Method 8260B - Laboratory Quality Control Results
 TestAmerica - Portland, OR

QC Batch: 6090657 **Soil Preparation Method: EPA 5035 Modified**

Analyte	Method	Result	MDL*	MRL	Units	Dil	Source Result	Spike Amt	% REC	(Limits)	% RPD	(Limits)	Analyzed	Notes
LCS (6090657-BS1)													Extracted: 09/17/06 19:45	
Benzene	EPA 8260B	2010	---	19.8	ug/kg wet	1x	--	1980	102%	(81.9-125)	--	--	09/17/06 20:40	
Chlorobenzene	"	2020	---	99.2	"	"	--	"	102%	(79.2-125)	--	--	"	
1,1-Dichloroethene	"	1880	---	99.2	"	"	--	"	94.9%	(66.1-125)	--	--	"	
Toluene	"	1990	---	99.2	"	"	--	"	101%	(80-125)	--	--	"	
Trichloroethene	"	1970	---	99.2	"	"	--	"	99.5%	(76-125)	--	--	"	
<i>Surrogate(s): 4-BFB</i>		<i>Recovery:</i>	<i>94.9%</i>	<i>Limits: 75-125%</i>		<i>0.01x</i>							<i>09/17/06 20:40</i>	
<i>1,2-DCA-d4</i>			<i>90.9%</i>	<i>75-125%</i>		<i>"</i>							<i>"</i>	
<i>Dibromofluoromethane</i>			<i>92.4%</i>	<i>75-125%</i>		<i>"</i>							<i>"</i>	
<i>Toluene-d8</i>			<i>92.4%</i>	<i>75-125%</i>		<i>"</i>							<i>"</i>	

Matrix Spike (6090657-MS1)													QC Source: PPI0617-10		Extracted: 09/17/06 19:45	
Benzene	EPA 8260B	2170	---	21.2	ug/kg dry	1x	ND	2120	102%	(68.5-125)	--	--	09/17/06 21:08			
Chlorobenzene	"	2140	---	106	"	"	ND	"	101%	(65.9-125)	--	--	"			
1,1-Dichloroethene	"	2040	---	106	"	"	ND	"	96.2%	(55.8-125)	--	--	"			
Toluene	"	2140	---	106	"	"	9.55	"	100%	(70.3-125)	--	--	"			
Trichloroethene	"	2080	---	106	"	"	ND	"	98.1%	(65.5-125)	--	--	"			
<i>Surrogate(s): 4-BFB</i>		<i>Recovery:</i>	<i>92.5%</i>	<i>Limits: 75-125%</i>		<i>0.01x</i>							<i>09/17/06 21:08</i>			
<i>1,2-DCA-d4</i>			<i>91.0%</i>	<i>75-125%</i>		<i>"</i>							<i>"</i>			
<i>Dibromofluoromethane</i>			<i>91.5%</i>	<i>75-125%</i>		<i>"</i>							<i>"</i>			
<i>Toluene-d8</i>			<i>91.0%</i>	<i>75-125%</i>		<i>"</i>							<i>"</i>			

Matrix Spike Dup (6090657-MSD1)													QC Source: PPI0617-10		Extracted: 09/17/06 19:45	
Benzene	EPA 8260B	2220	---	21.2	ug/kg dry	1x	ND	2120	105%	(68.5-125)	2.28%	(25)	09/17/06 21:35			
Chlorobenzene	"	2190	---	106	"	"	ND	"	103%	(65.9-125)	2.31%	"	"			
1,1-Dichloroethene	"	2070	---	106	"	"	ND	"	97.6%	(55.8-125)	1.46%	"	"			
Toluene	"	2220	---	106	"	"	9.55	"	104%	(70.3-125)	3.67%	"	"			
Trichloroethene	"	2200	---	106	"	"	ND	"	104%	(65.5-125)	5.61%	"	"			
<i>Surrogate(s): 4-BFB</i>		<i>Recovery:</i>	<i>98.6%</i>	<i>Limits: 75-125%</i>		<i>0.01x</i>							<i>09/17/06 21:35</i>			
<i>1,2-DCA-d4</i>			<i>93.4%</i>	<i>75-125%</i>		<i>"</i>							<i>"</i>			
<i>Dibromofluoromethane</i>			<i>98.1%</i>	<i>75-125%</i>		<i>"</i>							<i>"</i>			
<i>Toluene-d8</i>			<i>98.1%</i>	<i>75-125%</i>		<i>"</i>							<i>"</i>			

TestAmerica - Portland, OR

The results in this report apply to the samples analyzed in accordance with the chain of custody document. This analytical report must be reproduced in its entirety.

Sarah Rockwell

Sarah Rockwell, Project Manager



SLR-Portland	Project Name: Jeld Wen- Nord Door	Report Created:
1800 Blankenship Road Suite 440	Project Number: 008.0228.00018	10/06/06 17:09
West Linn, OR 97068	Project Manager: R. Scott Miller	

Volatile Organic Compounds per EPA Method 8260B - Laboratory Quality Control Results
TestAmerica - Portland, OR

QC Batch: 6091034 **Soil Preparation Method: EPA 5035 Modified**

Analyte	Method	Result	MDL*	MRL	Units	Dil	Source Result	Spike Amt	% REC	(Limits)	% RPD	(Limits)	Analyzed	Notes
Blank (6091034-BLK1)													Extracted: 09/26/06 08:20	
Acetone	EPA 8260B	ND	---	2500	ug/kg wet	1x	--	--	--	--	--	--	09/26/06 12:11	
Benzene	"	ND	---	20.0	"	"	--	--	--	--	--	--	"	
Bromobenzene	"	ND	---	99.8	"	"	--	--	--	--	--	--	"	
Bromochloromethane	"	ND	---	99.8	"	"	--	--	--	--	--	--	"	
Bromodichloromethane	"	ND	---	99.8	"	"	--	--	--	--	--	--	"	
Bromoform	"	ND	---	99.8	"	"	--	--	--	--	--	--	"	
Bromomethane	"	ND	---	499	"	"	--	--	--	--	--	--	"	
2-Butanone (MEK)	"	ND	---	998	"	"	--	--	--	--	--	--	"	
n-Butylbenzene	"	ND	---	499	"	"	--	--	--	--	--	--	"	
sec-Butylbenzene	"	ND	---	99.8	"	"	--	--	--	--	--	--	"	
tert-Butylbenzene	"	ND	---	99.8	"	"	--	--	--	--	--	--	"	
Carbon disulfide	"	ND	---	998	"	"	--	--	--	--	--	--	"	
Carbon tetrachloride	"	ND	---	99.8	"	"	--	--	--	--	--	--	"	
Chlorobenzene	"	ND	---	99.8	"	"	--	--	--	--	--	--	"	
Chloroethane	"	ND	---	99.8	"	"	--	--	--	--	--	--	"	
Chloroform	"	ND	---	99.8	"	"	--	--	--	--	--	--	"	
Chloromethane	"	ND	---	499	"	"	--	--	--	--	--	--	"	
2-Chlorotoluene	"	ND	---	99.8	"	"	--	--	--	--	--	--	"	
4-Chlorotoluene	"	ND	---	99.8	"	"	--	--	--	--	--	--	"	
1,2-Dibromo-3-chloropropane	"	ND	---	499	"	"	--	--	--	--	--	--	"	
Dibromochloromethane	"	ND	---	99.8	"	"	--	--	--	--	--	--	"	
1,2-Dibromoethane	"	ND	---	99.8	"	"	--	--	--	--	--	--	"	
Dibromomethane	"	ND	---	99.8	"	"	--	--	--	--	--	--	"	
1,2-Dichlorobenzene	"	ND	---	99.8	"	"	--	--	--	--	--	--	"	
1,3-Dichlorobenzene	"	ND	---	99.8	"	"	--	--	--	--	--	--	"	
1,4-Dichlorobenzene	"	ND	---	99.8	"	"	--	--	--	--	--	--	"	
Dichlorodifluoromethane	"	ND	---	499	"	"	--	--	--	--	--	--	"	
1,1-Dichloroethane	"	ND	---	99.8	"	"	--	--	--	--	--	--	"	
1,2-Dichloroethane	"	ND	---	99.8	"	"	--	--	--	--	--	--	"	
1,1-Dichloroethene	"	ND	---	99.8	"	"	--	--	--	--	--	--	"	
cis-1,2-Dichloroethene	"	ND	---	99.8	"	"	--	--	--	--	--	--	"	
trans-1,2-Dichloroethene	"	ND	---	99.8	"	"	--	--	--	--	--	--	"	
1,2-Dichloropropane	"	ND	---	99.8	"	"	--	--	--	--	--	--	"	
1,3-Dichloropropane	"	ND	---	99.8	"	"	--	--	--	--	--	--	"	
2,2-Dichloropropane	"	ND	---	99.8	"	"	--	--	--	--	--	--	"	
1,1-Dichloropropene	"	ND	---	99.8	"	"	--	--	--	--	--	--	"	
cis-1,3-Dichloropropene	"	ND	---	99.8	"	"	--	--	--	--	--	--	"	
trans-1,3-Dichloropropene	"	ND	---	99.8	"	"	--	--	--	--	--	--	"	
Ethylbenzene	"	ND	---	99.8	"	"	--	--	--	--	--	--	"	

TestAmerica - Portland, OR

The results in this report apply to the samples analyzed in accordance with the chain of custody document. This analytical report must be reproduced in its entirety.

Sarah Rockwell

Sarah Rockwell, Project Manager



SLR-Portland	Project Name: Jeld Wen- Nord Door	Report Created:
1800 Blankenship Road Suite 440	Project Number: 008.0228.00018	10/06/06 17:09
West Linn, OR 97068	Project Manager: R. Scott Miller	

Volatile Organic Compounds per EPA Method 8260B - Laboratory Quality Control Results
 TestAmerica - Portland, OR

QC Batch: 6091034 **Soil Preparation Method: EPA 5035 Modified**

Analyte	Method	Result	MDL*	MRL	Units	Dil	Source Result	Spike Amt	% REC	(Limits)	% RPD	(Limits)	Analyzed	Notes
---------	--------	--------	------	-----	-------	-----	---------------	-----------	-------	----------	-------	----------	----------	-------

Blank (6091034-BLK1)													Extracted: 09/26/06 08:20	
Hexachlorobutadiene	EPA 8260B	ND	---	399	ug/kg wet	1x	--	--	--	--	--	--	09/26/06 12:11	
2-Hexanone	"	ND	---	998	"	"	--	--	--	--	--	--	"	
Isopropylbenzene	"	ND	---	200	"	"	--	--	--	--	--	--	"	
p-Isopropyltoluene	"	ND	---	200	"	"	--	--	--	--	--	--	"	
4-Methyl-2-pentanone	"	ND	---	499	"	"	--	--	--	--	--	--	"	
Methyl tert-butyl ether	"	ND	---	99.8	"	"	--	--	--	--	--	--	"	
Methylene chloride	"	ND	---	499	"	"	--	--	--	--	--	--	"	
Naphthalene	"	ND	---	200	"	"	--	--	--	--	--	--	"	
n-Propylbenzene	"	ND	---	99.8	"	"	--	--	--	--	--	--	"	
Styrene	"	ND	---	99.8	"	"	--	--	--	--	--	--	"	
1,1,1,2-Tetrachloroethane	"	ND	---	99.8	"	"	--	--	--	--	--	--	"	
1,1,2,2-Tetrachloroethane	"	ND	---	99.8	"	"	--	--	--	--	--	--	"	
Tetrachloroethene	"	ND	---	99.8	"	"	--	--	--	--	--	--	"	
Toluene	"	ND	---	99.8	"	"	--	--	--	--	--	--	"	
1,2,3-Trichlorobenzene	"	ND	---	99.8	"	"	--	--	--	--	--	--	"	
1,2,4-Trichlorobenzene	"	ND	---	99.8	"	"	--	--	--	--	--	--	"	
1,1,1-Trichloroethane	"	ND	---	99.8	"	"	--	--	--	--	--	--	"	
1,1,2-Trichloroethane	"	ND	---	99.8	"	"	--	--	--	--	--	--	"	
Trichloroethene	"	ND	---	99.8	"	"	--	--	--	--	--	--	"	
Trichlorofluoromethane	"	ND	---	99.8	"	"	--	--	--	--	--	--	"	
1,2,3-Trichloropropane	"	ND	---	99.8	"	"	--	--	--	--	--	--	"	
1,2,4-Trimethylbenzene	"	ND	---	99.8	"	"	--	--	--	--	--	--	"	
1,3,5-Trimethylbenzene	"	ND	---	99.8	"	"	--	--	--	--	--	--	"	
Vinyl chloride	"	ND	---	99.8	"	"	--	--	--	--	--	--	"	
o-Xylene	"	ND	---	99.8	"	"	--	--	--	--	--	--	"	
m,p-Xylene	"	ND	---	200	"	"	--	--	--	--	--	--	"	
Surrogate(s): 4-BFB	Recovery:	97.0%	Limits:	75-125%	0.01x								09/26/06 12:11	
1,2-DCA-d4		85.0%		75-125%	"								"	
Dibromofluoromethane		87.0%		75-125%	"								"	
Toluene-d8		96.5%		75-125%	"								"	

TestAmerica - Portland, OR

The results in this report apply to the samples analyzed in accordance with the chain of custody document. This analytical report must be reproduced in its entirety.

Sarah Rockwell

Sarah Rockwell, Project Manager



SLR-Portland	Project Name: Jeld Wen- Nord Door	Report Created:
1800 Blankenship Road Suite 440	Project Number: 008.0228.00018	10/06/06 17:09
West Linn, OR 97068	Project Manager: R. Scott Miller	

Volatile Organic Compounds per EPA Method 8260B - Laboratory Quality Control Results
 TestAmerica - Portland, OR

QC Batch: 6091034 **Soil Preparation Method: EPA 5035 Modified**

Analyte	Method	Result	MDL*	MRL	Units	Dil	Source Result	Spike Amt	% REC	(Limits)	% RPD	(Limits)	Analyzed	Notes
LCS (6091034-BS1)													Extracted: 09/26/06 08:20	
Benzene	EPA 8260B	2180	---	20.0	ug/kg wet	1x	--	2000	109%	(81.9-125)	--	--	09/26/06 09:27	
Chlorobenzene	"	1960	---	99.8	"	"	--	"	98.0%	(79.2-125)	--	--	"	
1,1-Dichloroethene	"	2080	---	99.8	"	"	--	"	104%	(66.1-125)	--	--	"	
Toluene	"	2070	---	99.8	"	"	--	"	104%	(80-125)	--	--	"	
Trichloroethene	"	2040	---	99.8	"	"	--	"	102%	(76-125)	--	--	"	
<i>Surrogate(s): 4-BFB</i>		<i>Recovery:</i>	<i>108%</i>	<i>Limits: 75-125%</i>		<i>0.01x</i>							<i>09/26/06 09:27</i>	
	<i>1,2-DCA-d4</i>		<i>91.5%</i>	<i>75-125%</i>		<i>"</i>							<i>"</i>	
	<i>Dibromofluoromethane</i>		<i>99.0%</i>	<i>75-125%</i>		<i>"</i>							<i>"</i>	
	<i>Toluene-d8</i>		<i>102%</i>	<i>75-125%</i>		<i>"</i>							<i>"</i>	

Matrix Spike (6091034-MS1)													QC Source: PPI0521-14		Extracted: 09/25/06 15:45	
Benzene	EPA 8260B	2360	---	22.1	ug/kg dry	1x	53.0	2210	104%	(68.5-125)	--	--	09/26/06 09:54			
Chlorobenzene	"	2080	---	110	"	"	ND	"	94.1%	(65.9-125)	--	--	"			
1,1-Dichloroethene	"	2240	---	110	"	"	ND	"	101%	(55.8-125)	--	--	"			
Toluene	"	2320	---	110	"	"	188	"	96.5%	(70.3-125)	--	--	"			
Trichloroethene	"	2160	---	110	"	"	ND	"	97.7%	(65.5-125)	--	--	"			
<i>Surrogate(s): 4-BFB</i>		<i>Recovery:</i>	<i>101%</i>	<i>Limits: 75-125%</i>		<i>0.01x</i>							<i>09/26/06 09:54</i>			
	<i>1,2-DCA-d4</i>		<i>87.8%</i>	<i>75-125%</i>		<i>"</i>							<i>"</i>			
	<i>Dibromofluoromethane</i>		<i>91.4%</i>	<i>75-125%</i>		<i>"</i>							<i>"</i>			
	<i>Toluene-d8</i>		<i>95.5%</i>	<i>75-125%</i>		<i>"</i>							<i>"</i>			

Matrix Spike Dup (6091034-MSD1)													QC Source: PPI0521-14		Extracted: 09/25/06 15:45	
Benzene	EPA 8260B	2340	---	22.1	ug/kg dry	1x	53.0	2210	103%	(68.5-125)	0.851% (25)		09/26/06 10:21			
Chlorobenzene	"	2020	---	110	"	"	ND	"	91.4%	(65.9-125)	2.93%	"	"			
1,1-Dichloroethene	"	2260	---	110	"	"	ND	"	102%	(55.8-125)	0.889%	"	"			
Toluene	"	2300	---	110	"	"	188	"	95.6%	(70.3-125)	0.866%	"	"			
Trichloroethene	"	2150	---	110	"	"	ND	"	97.3%	(65.5-125)	0.464%	"	"			
<i>Surrogate(s): 4-BFB</i>		<i>Recovery:</i>	<i>102%</i>	<i>Limits: 75-125%</i>		<i>0.01x</i>							<i>09/26/06 10:21</i>			
	<i>1,2-DCA-d4</i>		<i>84.6%</i>	<i>75-125%</i>		<i>"</i>							<i>"</i>			
	<i>Dibromofluoromethane</i>		<i>92.8%</i>	<i>75-125%</i>		<i>"</i>							<i>"</i>			
	<i>Toluene-d8</i>		<i>95.0%</i>	<i>75-125%</i>		<i>"</i>							<i>"</i>			

TestAmerica - Portland, OR

The results in this report apply to the samples analyzed in accordance with the chain of custody document. This analytical report must be reproduced in its entirety.

Sarah Rockwell

Sarah Rockwell, Project Manager



SLR-Portland	Project Name: Jeld Wen- Nord Door	Report Created:
1800 Blankenship Road Suite 440	Project Number: 008.0228.00018	10/06/06 17:09
West Linn, OR 97068	Project Manager: R. Scott Miller	

Semivolatile Organic Compounds per EPA Method 8270C - Laboratory Quality Control Results
TestAmerica - Portland, OR

QC Batch: 6090913 **Soil Preparation Method: EPA 3550**

Analyte	Method	Result	MDL*	MRL	Units	Dil	Source Result	Spike Amt	% REC	(Limits)	% RPD	(Limits)	Analyzed	Notes
Blank (6090913-BLK1)										Extracted: 09/22/06 10:18				
Acenaphthene	EPA 8270C	ND	---	0.330	mg/kg wet	1x	--	--	--	--	--	--	09/25/06 20:09	
Acenaphthylene	"	ND	---	0.330	"	"	--	--	--	--	--	--	"	
Anthracene	"	ND	---	0.330	"	"	--	--	--	--	--	--	"	
Benzo (a) anthracene	"	ND	---	0.330	"	"	--	--	--	--	--	--	"	
Benzo (a) pyrene	"	ND	---	0.330	"	"	--	--	--	--	--	--	"	
Benzo (b) fluoranthene	"	ND	---	0.330	"	"	--	--	--	--	--	--	"	
Benzo (ghi) perylene	"	ND	---	0.330	"	"	--	--	--	--	--	--	"	
Benzo (k) fluoranthene	"	ND	---	0.330	"	"	--	--	--	--	--	--	"	
Benzoic Acid	"	ND	---	0.999	"	"	--	--	--	--	--	--	"	
Benzyl alcohol	"	ND	---	0.999	"	"	--	--	--	--	--	--	"	
4-Bromophenyl phenyl ether	"	ND	---	0.330	"	"	--	--	--	--	--	--	"	
Butyl benzyl phthalate	"	ND	---	0.330	"	"	--	--	--	--	--	--	"	
4-Chloro-3-methylphenol	"	ND	---	0.330	"	"	--	--	--	--	--	--	"	
4-Chloroaniline	"	ND	---	2.00	"	"	--	--	--	--	--	--	"	
Bis(2-chloroethoxy)methane	"	ND	---	0.330	"	"	--	--	--	--	--	--	"	
Bis(2-chloroethyl)ether	"	ND	---	0.330	"	"	--	--	--	--	--	--	"	
Bis(2-chloroisopropyl)ether	"	ND	---	0.330	"	"	--	--	--	--	--	--	"	
2-Chloronaphthalene	"	ND	---	0.330	"	"	--	--	--	--	--	--	"	
2-Chlorophenol	"	ND	---	0.330	"	"	--	--	--	--	--	--	"	
4-Chlorophenyl phenyl ether	"	ND	---	0.330	"	"	--	--	--	--	--	--	"	
Chrysene	"	ND	---	0.330	"	"	--	--	--	--	--	--	"	
Di-n-butyl phthalate	"	ND	---	0.999	"	"	--	--	--	--	--	--	"	
Di-n-octyl phthalate	"	ND	---	0.330	"	"	--	--	--	--	--	--	"	
Dibenzo (a,h) anthracene	"	ND	---	0.330	"	"	--	--	--	--	--	--	"	
Dibenzofuran	"	ND	---	0.330	"	"	--	--	--	--	--	--	"	
1,2-Dichlorobenzene	"	ND	---	0.999	"	"	--	--	--	--	--	--	"	
1,3-Dichlorobenzene	"	ND	---	0.999	"	"	--	--	--	--	--	--	"	
1,4-Dichlorobenzene	"	ND	---	0.999	"	"	--	--	--	--	--	--	"	
3,3'-Dichlorobenzidine	"	ND	---	0.999	"	"	--	--	--	--	--	--	"	
2,4-Dichlorophenol	"	ND	---	0.330	"	"	--	--	--	--	--	--	"	
Diethyl phthalate	"	ND	---	0.330	"	"	--	--	--	--	--	--	"	
2,4-Dimethylphenol	"	ND	---	0.999	"	"	--	--	--	--	--	--	"	
Dimethyl phthalate	"	ND	---	0.330	"	"	--	--	--	--	--	--	"	
4,6-Dinitro-2-methylphenol	"	ND	---	0.999	"	"	--	--	--	--	--	--	"	
2,4-Dinitrophenol	"	ND	---	2.00	"	"	--	--	--	--	--	--	"	
2,4-Dinitrotoluene	"	ND	---	0.500	"	"	--	--	--	--	--	--	"	
2,6-Dinitrotoluene	"	ND	---	0.500	"	"	--	--	--	--	--	--	"	
Bis(2-ethylhexyl)phthalate	"	ND	---	2.00	"	"	--	--	--	--	--	--	"	
Fluoranthene	"	ND	---	0.330	"	"	--	--	--	--	--	--	"	

TestAmerica - Portland, OR

The results in this report apply to the samples analyzed in accordance with the chain of custody document. This analytical report must be reproduced in its entirety.

Sarah Rockwell

Sarah Rockwell, Project Manager



SLR-Portland	Project Name: Jeld Wen- Nord Door	Report Created:
1800 Blankenship Road Suite 440	Project Number: 008.0228.00018	10/06/06 17:09
West Linn, OR 97068	Project Manager: R. Scott Miller	

Semivolatile Organic Compounds per EPA Method 8270C - Laboratory Quality Control Results
TestAmerica - Portland, OR

QC Batch: 6090913 **Soil Preparation Method: EPA 3550**

Analyte	Method	Result	MDL*	MRL	Units	Dil	Source Result	Spike Amt	% REC	(Limits)	% RPD	(Limits)	Analyzed	Notes
---------	--------	--------	------	-----	-------	-----	---------------	-----------	-------	----------	-------	----------	----------	-------

Blank (6090913-BLK1)													Extracted: 09/22/06 10:18	
Fluorene	EPA 8270C	ND	---	0.330	mg/kg wet	1x	--	--	--	--	--	--	09/25/06 20:09	
Hexachlorobenzene	"	ND	---	0.330	"	"	--	--	--	--	--	--	"	
Hexachlorobutadiene	"	ND	---	0.999	"	"	--	--	--	--	--	--	"	
Hexachlorocyclopentadiene	"	ND	---	0.999	"	"	--	--	--	--	--	--	"	
Hexachloroethane	"	ND	---	0.999	"	"	--	--	--	--	--	--	"	
Indeno (1,2,3-cd) pyrene	"	ND	---	0.330	"	"	--	--	--	--	--	--	"	
Isophorone	"	ND	---	0.330	"	"	--	--	--	--	--	--	"	
2-Methylnaphthalene	"	ND	---	0.330	"	"	--	--	--	--	--	--	"	
2-Methylphenol	"	ND	---	0.330	"	"	--	--	--	--	--	--	"	
3-,4-Methylphenol	"	ND	---	0.330	"	"	--	--	--	--	--	--	"	
Naphthalene	"	ND	---	0.330	"	"	--	--	--	--	--	--	"	
2-Nitroaniline	"	ND	---	0.330	"	"	--	--	--	--	--	--	"	
3-Nitroaniline	"	ND	---	0.999	"	"	--	--	--	--	--	--	"	
4-Nitroaniline	"	ND	---	0.330	"	"	--	--	--	--	--	--	"	
Nitrobenzene	"	ND	---	0.330	"	"	--	--	--	--	--	--	"	
2-Nitrophenol	"	ND	---	0.330	"	"	--	--	--	--	--	--	"	
4-Nitrophenol	"	ND	---	0.999	"	"	--	--	--	--	--	--	"	
N-Nitrosodi-n-propylamine	"	ND	---	0.330	"	"	--	--	--	--	--	--	"	
N-Nitrosodiphenylamine	"	ND	---	0.330	"	"	--	--	--	--	--	--	"	
Pentachlorophenol	"	ND	---	0.999	"	"	--	--	--	--	--	--	"	
Phenanthrene	"	ND	---	0.330	"	"	--	--	--	--	--	--	"	
Phenol	"	ND	---	0.330	"	"	--	--	--	--	--	--	"	
Pyrene	"	ND	---	0.330	"	"	--	--	--	--	--	--	"	
1,2,4-Trichlorobenzene	"	ND	---	0.999	"	"	--	--	--	--	--	--	"	
2,4,5-Trichlorophenol	"	ND	---	0.330	"	"	--	--	--	--	--	--	"	
2,4,6-Trichlorophenol	"	ND	---	0.330	"	"	--	--	--	--	--	--	"	
Surrogate(s):	2-Fluorobiphenyl	Recovery:	83.2%	Limits:	30-115%	"							09/25/06 20:09	
	2-Fluorophenol		52.8%		25-121%	"							"	
	Nitrobenzene-d5		80.0%		23-120%	"							"	
	Phenol-d6		65.6%		24-113%	"							"	
	p-Terphenyl-d14		86.4%		18-137%	"							"	
	2,4,6-Tribromophenol		81.2%		19-122%	"							"	

Sarah Rockwell

Sarah Rockwell, Project Manager



SLR-Portland	Project Name: Jeld Wen- Nord Door	Report Created:
1800 Blankenship Road Suite 440	Project Number: 008.0228.00018	10/06/06 17:09
West Linn, OR 97068	Project Manager: R. Scott Miller	

Semivolatile Organic Compounds per EPA Method 8270C - Laboratory Quality Control Results
 TestAmerica - Portland, OR

QC Batch: 6090913 **Soil Preparation Method: EPA 3550**

Analyte	Method	Result	MDL*	MRL	Units	Dil	Source Result	Spike Amt	% REC	(Limits)	% RPD	(Limits)	Analyzed	Notes
---------	--------	--------	------	-----	-------	-----	---------------	-----------	-------	----------	-------	----------	----------	-------

LCS (6090913-BS1)

Extracted: 09/22/06 10:18

Acenaphthene	EPA 8270C	1.85	---	0.330	mg/kg wet	1x	--	2.50	74.0%	(46-120)	--	--	09/25/06 20:55	
4-Chloro-3-methylphenol	"	3.72	---	0.330	"	"	--	4.99	74.5%	(36-138)	--	--	"	
2-Chlorophenol	"	3.38	---	0.330	"	"	--	"	67.7%	(18-137)	--	--	"	
1,4-Dichlorobenzene	"	1.74	---	0.999	"	"	--	2.50	69.6%	(7-135)	--	--	"	
2,4-Dinitrotoluene	"	1.88	---	0.499	"	"	--	"	75.2%	(49-125)	--	--	"	
4-Nitrophenol	"	3.95	---	0.999	"	"	--	4.99	79.2%	(40-148)	--	--	"	
N-Nitrosodi-n-propylamine	"	1.92	---	0.330	"	"	--	2.50	76.8%	(20-138)	--	--	"	
Pentachlorophenol	"	3.74	---	0.999	"	"	--	4.99	74.9%	(22-129)	--	--	"	
Phenol	"	4.23	---	0.330	"	"	--	"	84.8%	(37-122)	--	--	"	
Pyrene	"	1.93	---	0.330	"	"	--	2.50	77.2%	(26-143)	--	--	"	
1,2,4-Trichlorobenzene	"	1.87	---	0.999	"	"	--	"	74.8%	(25-129)	--	--	"	
<i>Surrogate(s):</i>	<i>2-Fluorobiphenyl</i>	<i>Recovery:</i>	<i>78.8%</i>	<i>Limits:</i>	<i>30-115%</i>	<i>"</i>							<i>09/25/06 20:55</i>	
	<i>2-Fluorophenol</i>		<i>57.1%</i>		<i>25-121%</i>	<i>"</i>							<i>"</i>	
	<i>Nitrobenzene-d5</i>		<i>80.0%</i>		<i>23-120%</i>	<i>"</i>							<i>"</i>	
	<i>Phenol-d6</i>		<i>65.1%</i>		<i>24-113%</i>	<i>"</i>							<i>"</i>	
	<i>p-Terphenyl-d14</i>		<i>86.0%</i>		<i>18-137%</i>	<i>"</i>							<i>"</i>	
	<i>2,4,6-Tribromophenol</i>		<i>84.6%</i>		<i>19-122%</i>	<i>"</i>							<i>"</i>	

Matrix Spike (6090913-MS1)

QC Source: PPI0666-04

Extracted: 09/22/06 10:18

Acenaphthene	EPA 8270C	2.38	---	1.55	mg/kg dry	4x	0.149	2.93	76.1%	(26-150)	--	--	09/25/06 22:26	
4-Chloro-3-methylphenol	"	4.59	---	1.55	"	"	ND	5.86	78.3%	"	--	--	"	
2-Chlorophenol	"	4.18	---	1.55	"	"	ND	"	71.3%	(8-150)	--	--	"	
1,4-Dichlorobenzene	"	2.07	---	4.69	"	"	ND	2.93	70.6%	(4-150)	--	--	"	
2,4-Dinitrotoluene	"	2.05	---	2.34	"	"	ND	"	70.0%	(32-150)	--	--	"	
4-Nitrophenol	"	4.08	---	4.69	"	"	ND	5.86	69.6%	(20-175)	--	--	"	
N-Nitrosodi-n-propylamine	"	2.14	---	1.55	"	"	ND	2.93	73.0%	(10-150)	--	--	"	
Pentachlorophenol	"	4.07	---	4.69	"	"	ND	5.86	69.5%	(12-150)	--	--	"	
Phenol	"	4.04	---	1.55	"	"	ND	"	68.9%	(17-150)	--	--	"	
Pyrene	"	4.07	---	1.55	"	"	0.915	2.93	108%	(16-175)	--	--	"	
1,2,4-Trichlorobenzene	"	2.07	---	4.69	"	"	ND	"	70.6%	(18-150)	--	--	"	
<i>Surrogate(s):</i>	<i>2-Fluorobiphenyl</i>	<i>Recovery:</i>	<i>76.5%</i>	<i>Limits:</i>	<i>30-115%</i>	<i>"</i>							<i>09/25/06 22:26</i>	
	<i>2-Fluorophenol</i>		<i>69.1%</i>		<i>25-121%</i>	<i>"</i>							<i>"</i>	
	<i>Nitrobenzene-d5</i>		<i>70.0%</i>		<i>23-120%</i>	<i>"</i>							<i>"</i>	
	<i>Phenol-d6</i>		<i>78.3%</i>		<i>24-113%</i>	<i>"</i>							<i>"</i>	
	<i>p-Terphenyl-d14</i>		<i>91.1%</i>		<i>18-137%</i>	<i>"</i>							<i>"</i>	
	<i>2,4,6-Tribromophenol</i>		<i>86.0%</i>		<i>19-122%</i>	<i>"</i>							<i>"</i>	

TestAmerica - Portland, OR

The results in this report apply to the samples analyzed in accordance with the chain of custody document. This analytical report must be reproduced in its entirety.

Sarah Rockwell

Sarah Rockwell, Project Manager



SLR-Portland	Project Name: Jeld Wen- Nord Door	
1800 Blankenship Road Suite 440	Project Number: 008.0228.00018	Report Created:
West Linn, OR 97068	Project Manager: R. Scott Miller	10/06/06 17:09

Semivolatile Organic Compounds per EPA Method 8270C - Laboratory Quality Control Results
 TestAmerica - Portland, OR

QC Batch: 6090913 **Soil Preparation Method: EPA 3550**

Analyte	Method	Result	MDL*	MRL	Units	Dil	Source Result	Spike Amt	% REC	(Limits)	% RPD	(Limits)	Analyzed	Notes
Matrix Spike Dup (6090913-MSD1)			QC Source: PPI0666-04				Extracted: 09/22/06 10:18							
Acenaphthene	EPA 8270C	2.51	---	1.55	mg/kg dry	4x	0.149	2.93	80.6%	(26-150)	5.32% (60)		09/25/06 23:11	
4-Chloro-3-methylphenol	"	4.47	---	1.55	"	"	ND	5.86	76.3%	"	2.65%	"	"	
2-Chlorophenol	"	4.38	---	1.55	"	"	ND	"	74.7%	(8-150)	4.67%	"	"	
1,4-Dichlorobenzene	"	2.18	---	4.69	"	"	ND	2.93	74.4%	(4-150)	5.18%	"	"	
2,4-Dinitrotoluene	"	1.94	---	2.34	"	"	ND	"	66.2%	(32-150)	5.51%	"	"	
4-Nitrophenol	"	3.79	---	4.69	"	"	ND	5.86	64.7%	(20-175)	7.37%	"	"	
N-Nitrosodi-n-propylamine	"	2.33	---	1.55	"	"	ND	2.93	79.5%	(10-150)	8.50%	"	"	
Pentachlorophenol	"	4.34	---	4.69	"	"	ND	5.86	74.1%	(12-150)	6.42%	"	"	
Phenol	"	4.19	---	1.55	"	"	ND	"	71.5%	(17-150)	3.65%	"	"	
Pyrene	"	2.95	---	1.55	"	"	0.915	2.93	69.5%	(16-175)	31.9%	"	"	
1,2,4-Trichlorobenzene	"	2.28	---	4.69	"	"	ND	"	77.8%	(18-150)	9.66%	"	"	
<i>Surrogate(s):</i>	<i>2-Fluorobiphenyl</i>	<i>Recovery:</i>	<i>79.5%</i>	<i>Limits:</i>	<i>30-115%</i>	<i>"</i>							<i>09/25/06 23:11</i>	
	<i>2-Fluorophenol</i>		<i>74.9%</i>		<i>25-121%</i>	<i>"</i>							<i>"</i>	
	<i>Nitrobenzene-d5</i>		<i>74.1%</i>		<i>23-120%</i>	<i>"</i>							<i>"</i>	
	<i>Phenol-d6</i>		<i>81.2%</i>		<i>24-113%</i>	<i>"</i>							<i>"</i>	
	<i>p-Terphenyl-d14</i>		<i>88.4%</i>		<i>18-137%</i>	<i>"</i>							<i>"</i>	
	<i>2,4,6-Tribromophenol</i>		<i>85.8%</i>		<i>19-122%</i>	<i>"</i>							<i>"</i>	

Sarah Rockwell

Sarah Rockwell, Project Manager



SLR-Portland	Project Name: Jeld Wen- Nord Door	Report Created:
1800 Blankenship Road Suite 440	Project Number: 008.0228.00018	10/06/06 17:09
West Linn, OR 97068	Project Manager: R. Scott Miller	

Polynuclear Aromatic Compounds and Pentachlorophenol per EPA 8270M-SIM - Laboratory Quality Control Results
 TestAmerica - Portland, OR

QC Batch: 6091031 **Soil Preparation Method: EPA 3550**

Analyte	Method	Result	MDL*	MRL	Units	Dil	Source Result	Spike Amt	% REC	(Limits)	% RPD	(Limits)	Analyzed	Notes		
Blank (6091031-BLK1)													Extracted: 09/25/06 21:15			
Acenaphthene	EPA 8270m	ND	---	13.3	ug/kg wet	1x	--	--	--	--	--	--	10/02/06 20:25			
Acenaphthylene	"	ND	---	13.3	"	"	--	--	--	--	--	--	"			
Anthracene	"	ND	---	13.3	"	"	--	--	--	--	--	--	"			
Benzo (a) anthracene	"	ND	---	13.3	"	"	--	--	--	--	--	--	"			
Benzo (a) pyrene	"	ND	---	13.3	"	"	--	--	--	--	--	--	"			
Benzo (b) fluoranthene	"	ND	---	13.3	"	"	--	--	--	--	--	--	"			
Benzo (k) fluoranthene	"	ND	---	13.3	"	"	--	--	--	--	--	--	"			
Benzo (ghi) perylene	"	ND	---	13.3	"	"	--	--	--	--	--	--	"			
Chrysene	"	ND	---	13.3	"	"	--	--	--	--	--	--	"			
Dibenzo (a,h) anthracene	"	ND	---	13.3	"	"	--	--	--	--	--	--	"			
Fluoranthene	"	ND	---	13.3	"	"	--	--	--	--	--	--	"			
Fluorene	"	ND	---	13.3	"	"	--	--	--	--	--	--	"			
Indeno (1,2,3-cd) pyrene	"	ND	---	13.3	"	"	--	--	--	--	--	--	"			
Naphthalene	"	ND	---	13.3	"	"	--	--	--	--	--	--	"			
Pentachlorophenol	"	ND	---	66.3	"	"	--	--	--	--	--	--	"			
Phenanthrene	"	ND	---	13.3	"	"	--	--	--	--	--	--	"			
Pyrene	"	ND	---	13.3	"	"	--	--	--	--	--	--	"			
<i>Surrogate(s): Fluorene-d10</i>													<i>Recovery: 77.8%</i>	<i>Limits: 32-134%</i>	<i>"</i>	<i>10/02/06 20:25</i>
<i>2,4,6-Tribromophenol</i>													<i>49.1%</i>	<i>10-150%</i>	<i>"</i>	<i>"</i>
<i>Pyrene-d10</i>													<i>90.9%</i>	<i>41-152%</i>	<i>"</i>	<i>"</i>
<i>Benzo (a) pyrene-d12</i>													<i>89.0%</i>	<i>36-145%</i>	<i>"</i>	<i>"</i>

LCS (6091031-BS1)													Extracted: 09/25/06 21:15			
Acenaphthene	EPA 8270m	134	---	13.2	ug/kg wet	1x	--	164	81.7%	(33-139)	--	--	10/02/06 19:54			
Benzo (a) pyrene	"	148	---	13.2	"	"	--	"	90.2%	(45-149)	--	--	"			
Pentachlorophenol	"	184	---	66.0	"	"	--	329	55.9%	(14-176)	--	--	"			
Pyrene	"	144	---	13.2	"	"	--	164	87.8%	(39-138)	--	--	"			
<i>Surrogate(s): Fluorene-d10</i>													<i>Recovery: 76.6%</i>	<i>Limits: 32-134%</i>	<i>"</i>	<i>10/02/06 19:54</i>
<i>2,4,6-Tribromophenol</i>													<i>78.8%</i>	<i>10-150%</i>	<i>"</i>	<i>"</i>
<i>Pyrene-d10</i>													<i>87.9%</i>	<i>41-152%</i>	<i>"</i>	<i>"</i>
<i>Benzo (a) pyrene-d12</i>													<i>89.3%</i>	<i>36-145%</i>	<i>"</i>	<i>"</i>

TestAmerica - Portland, OR

The results in this report apply to the samples analyzed in accordance with the chain of custody document. This analytical report must be reproduced in its entirety.

Sarah Rockwell

Sarah Rockwell, Project Manager



SLR-Portland	Project Name: Jeld Wen- Nord Door	
1800 Blankenship Road Suite 440	Project Number: 008.0228.00018	Report Created:
West Linn, OR 97068	Project Manager: R. Scott Miller	10/06/06 17:09

Polynuclear Aromatic Compounds and Pentachlorophenol per EPA 8270M-SIM - Laboratory Quality Control Results
 TestAmerica - Portland, OR

QC Batch: 6091031 Soil Preparation Method: EPA 3550

Analyte	Method	Result	MDL*	MRL	Units	Dil	Source Result	Spike Amt	% REC	(Limits)	% RPD	(Limits)	Analyzed	Notes
Matrix Spike (6091031-MS1)			QC Source: PPI0892-08					Extracted: 09/25/06 21:15					R-05	
Acenaphthene	EPA 8270m	470	---	168	ug/kg dry	10x	432	208	18.3%	(33-139)	--	--	10/03/06 14:41	Q-01
Benzo (a) pyrene	"	169	---	168	"	"	ND	"	81.2%	(45-149)	--	--	"	
Pentachlorophenol	"	233	---	838	"	"	ND	417	55.9%	(14-176)	--	--	"	
Pyrene	"	305	---	168	"	"	196	208	52.4%	(39-138)	--	--	"	
<i>Surrogate(s): Fluorene-d10</i>		<i>Recovery:</i>	<i>91.2%</i>	<i>Limits: 32-134%</i>		<i>"</i>						<i>10/03/06 14:41</i>		
<i>2,4,6-Tribromophenol</i>			<i>63.4%</i>	<i>10-150%</i>		<i>"</i>						<i>"</i>	<i>J</i>	
<i>Pyrene-d10</i>			<i>110%</i>	<i>41-152%</i>		<i>"</i>						<i>"</i>		
<i>Benzo (a) pyrene-d12</i>			<i>84.0%</i>	<i>36-145%</i>		<i>"</i>						<i>"</i>		

Matrix Spike Dup (6091031-MSD1)			QC Source: PPI0892-08					Extracted: 09/25/06 21:15					R-05	
Acenaphthene	EPA 8270m	505	---	167	ug/kg dry	10x	432	208	35.1%	(33-139)	7.18%	(50)	10/03/06 15:12	
Benzo (a) pyrene	"	168	---	167	"	"	ND	"	80.8%	(45-149)	0.593%	"	"	
Pentachlorophenol	"	238	---	836	"	"	ND	416	57.2%	(14-176)	2.12%	(60)	"	
Pyrene	"	319	---	167	"	"	196	208	59.1%	(39-138)	4.49%	(50)	"	
<i>Surrogate(s): Fluorene-d10</i>		<i>Recovery:</i>	<i>103%</i>	<i>Limits: 32-134%</i>		<i>"</i>						<i>10/03/06 15:12</i>		
<i>2,4,6-Tribromophenol</i>			<i>73.8%</i>	<i>10-150%</i>		<i>"</i>						<i>"</i>	<i>J</i>	
<i>Pyrene-d10</i>			<i>109%</i>	<i>41-152%</i>		<i>"</i>						<i>"</i>		
<i>Benzo (a) pyrene-d12</i>			<i>84.8%</i>	<i>36-145%</i>		<i>"</i>						<i>"</i>		

TestAmerica - Portland, OR

The results in this report apply to the samples analyzed in accordance with the chain of custody document. This analytical report must be reproduced in its entirety.

Sarah Rockwell

Sarah Rockwell, Project Manager



SLR-Portland	Project Name: Jeld Wen- Nord Door	
1800 Blankenship Road Suite 440	Project Number: 008.0228.00018	Report Created:
West Linn, OR 97068	Project Manager: R. Scott Miller	10/06/06 17:09

Percent Dry Weight (Solids) per Standard Methods - Laboratory Quality Control Results
 TestAmerica - Portland, OR

QC Batch: 6090589 **Soil Preparation Method: Dry Weight**

Analyte	Method	Result	MDL*	MRL	Units	Dil	Source Result	Spike Amt	% REC	(Limits)	% RPD	(Limits)	Analyzed	Notes	
Duplicate (6090589-DUP1)			QC Source: PPI0521-01					Extracted: 09/15/06 08:09							
% Solids	NCA SOP	87.6	---	0.00	% by Weight	1x	86.1	--	--	--	1.73%	(20)	09/15/06 08:09		
Duplicate (6090589-DUP2)			QC Source: PPI0521-02					Extracted: 09/15/06 08:09							
% Solids	NCA SOP	81.5	---	0.00	% by Weight	1x	80.9	--	--	--	0.739%	(20)	09/15/06 08:09		

TestAmerica - Portland, OR

The results in this report apply to the samples analyzed in accordance with the chain of custody document. This analytical report must be reproduced in its entirety.

Sarah Rockwell

Sarah Rockwell, Project Manager



SLR-Portland	Project Name: Jeld Wen- Nord Door	Report Created:
1800 Blankenship Road Suite 440	Project Number: 008.0228.00018	10/06/06 17:09
West Linn, OR 97068	Project Manager: R. Scott Miller	

Notes and Definitions

Report Specific Notes:

- A-01 - Detected hydrocarbons have distinct peaks that have elution patterns similar to that of PAH's, and possibly biogenic interference.
- A-01a - Detected hydrocarbons have distinct peaks that have elution patterns similar to that of PAH's.
- A-02 - The detected hydrocarbons appear to be due to weathered diesel as well as heavy/oil range overlap.
- D-19 - Detected hydrocarbons do not have pattern and range consistent with typical petroleum products and may be due to biogenic interference.
- J - Estimated value.
- Q-01 - The matrix spike recovery, and/or RPD, for this QC sample is outside of established control limits. Failure of a matrix spike QC sample does not represent an out-of-control condition for the batch.
- Q-14 - The matrix spike recovery, and/or RPD, for this QC sample is outside of control limits due to a non-homogeneous sample matrix.
- R-05 - Reporting limits raised due to dilution necessary for analysis. Sample contains high levels of reported analyte, non-target analyte, and/or matrix interference.
- S-01 - The surrogate recovery for this sample is not available due to sample dilution required from high analyte concentration and/or matrix interferences.

Laboratory Reporting Conventions:

- DET - Analyte DETECTED at or above the Reporting Limit. Qualitative Analyses only.
- ND - Analyte NOT DETECTED at or above the reporting limit (MDL or MRL, as appropriate).
- NR/NA - Not Reported / Not Available
- dry - Sample results reported on a Dry Weight Basis. Results and Reporting Limits have been corrected for Percent Dry Weight.
- wet - Sample results and reporting limits reported on a Wet Weight Basis (as received). Results with neither 'wet' nor 'dry' are reported on a Wet Weight Basis.
- RPD - RELATIVE PERCENT DIFFERENCE (RPDs calculated using Results, not Percent Recoveries).
- MRL - METHOD REPORTING LIMIT. Reporting Level at, or above, the lowest level standard of the Calibration Table.
- MDL* - METHOD DETECTION LIMIT. Reporting Level at, or above, the statistically derived limit based on 40CFR, Part 136, Appendix B. *MDLs are listed on the report only if the data has been evaluated below the MRL. Results between the MDL and MRL are reported as Estimated Results.
- Dil - Dilutions are calculated based on deviations from the standard dilution performed for an analysis, and may not represent the dilution found on the analytical raw data.
- Reporting Limits - Reporting limits (MDLs and MRLs) are adjusted based on variations in sample preparation amounts, analytical dilutions and percent solids, where applicable.
- Electronic Signature - Electronic Signature added in accordance with TestAmerica's *Electronic Reporting and Electronic Signatures Policy*. Application of electronic signature indicates that the report has been reviewed and approved for release by the laboratory. Electronic signature is intended to be the legally binding equivalent of a traditionally handwritten signature.

Sarah Rockwell

Sarah Rockwell, Project Manager



October 26, 2006

R. Scott Miller
SLR-Portland
1800 Blankenship Road Suite 440
West Linn, OR 97068

RE: Jeld Wen- Nord Door

Enclosed are the results of analyses for samples received by the laboratory on 09/14/06 10:00.
The following list is a summary of the Work Orders contained in this report, generated on 10/26/06
16:07.

If you have any questions concerning this report, please feel free to contact me.

<u>Work Order</u>	<u>Project</u>	<u>ProjectNumber</u>
PPI0520	Jeld Wen- Nord Door	008.0228.00018

Sarah Rockwell

Sarah Rockwell, Project Manager



SLR-Portland	Project Name: Jeld Wen- Nord Door	
1800 Blankenship Road Suite 440	Project Number: 008.0228.00018	Report Created:
West Linn, OR 97068	Project Manager: R. Scott Miller	10/26/06 16:07

ANALYTICAL REPORT FOR SAMPLES

Sample ID	Laboratory ID	Matrix	Date Sampled	Date Received
GP201-GW	PPI0520-01	Water	09/11/06 12:20	09/14/06 10:00
GP202-P	PPI0520-02	Water	09/11/06 13:35	09/14/06 10:00
GP204-GW	PPI0520-04	Water	09/11/06 15:00	09/14/06 10:00
GP205-GW	PPI0520-05	Water	09/12/06 12:00	09/14/06 10:00
GP207-GW	PPI0520-06	Water	09/11/06 14:25	09/14/06 10:00
GP208-GW	PPI0520-08	Water	09/12/06 15:15	09/14/06 10:00
GP209-GW	PPI0520-09	Water	09/12/06 16:50	09/14/06 10:00
GP210-GW	PPI0520-10	Water	09/12/06 17:10	09/14/06 10:00
GP211-GW	PPI0520-11	Water	09/11/06 16:00	09/14/06 10:00
GP212-GW	PPI0520-12	Water	09/11/06 17:10	09/14/06 10:00
GP214-GW	PPI0520-13	Water	09/12/06 10:30	09/14/06 10:00
GP215-GW	PPI0520-14	Water	09/12/06 11:00	09/14/06 10:00
GP206-P	PPI0520-16	Other wet	09/11/06 13:40	09/14/06 10:00

Sarah Rockwell

Sarah Rockwell, Project Manager



SLR-Portland

1800 Blankenship Road Suite 440
West Linn, OR 97068

Project Name: **Jeld Wen- Nord Door**

Project Number: 008.0228.00018

Project Manager: R. Scott Miller

Report Created:

10/26/06 16:07

Analytical Case Narrative

TestAmerica - Portland, OR

PPI0520

8270M SIM PAH/PCP

Sample GP206-P was spiked incorrectly during extraction process. The SIM PAH spike was not included in the Blank Spike. All PCP QC is valid and all surrogates were added correctly. Corrective action performed by re-extracting sample. Re-extraction was done outside of hold time. Both sets of data are reported.

No additional anomalies or discrepancies were associated with this analysis other than those already qualified in the data.

TestAmerica - Portland, OR

The results in this report apply to the samples analyzed in accordance with the chain of custody document. This analytical report must be reproduced in its entirety.

Sarah Rockwell

Sarah Rockwell, Project Manager



SLR-Portland	Project Name: Jeld Wen- Nord Door	Report Created:
1800 Blankenship Road Suite 440	Project Number: 008.0228.00018	10/26/06 16:07
West Linn, OR 97068	Project Manager: R. Scott Miller	

Hydrocarbon Identification per NW-TPH Methodology
TestAmerica - Portland, OR

Analyte	Method	Result	MDL*	MRL	Units	Dil	Batch	Prepared	Analyzed	Notes
PPI0520-01 (GP201-GW)		Water			Sampled: 09/11/06 12:20					
Gasoline Range Hydrocarbons	NWTPH HCID	ND	----	0.238	mg/l	1x	6090556	09/14/06 14:30	09/14/06 22:40	
Diesel Range Hydrocarbons	"	ND	----	0.600	"	"	"	"	"	
Heavy Oil Range Hydrocarbons	"	ND	----	0.600	"	"	"	"	"	
<i>Surrogate(s): 1-Chlorooctadecane</i>			72.5%		50 - 150 %	"				
PPI0520-04 (GP204-GW)		Water			Sampled: 09/11/06 15:00					
Gasoline Range Hydrocarbons	NWTPH HCID	ND	----	0.238	mg/l	1x	6090556	09/14/06 14:30	09/15/06 02:46	
Diesel Range Hydrocarbons	"	DET	----	0.600	"	"	"	"	"	D-17
Heavy Oil Range Hydrocarbons	"	DET	----	0.600	"	"	"	"	"	A-05
<i>Surrogate(s): 1-Chlorooctadecane</i>			53.1%		50 - 150 %	"				
PPI0520-05 (GP205-GW)		Water			Sampled: 09/12/06 12:00					
Gasoline Range Hydrocarbons	NWTPH HCID	ND	----	0.238	mg/l	1x	6090556	09/14/06 14:30	09/14/06 23:15	
Diesel Range Hydrocarbons	"	ND	----	0.600	"	"	"	"	"	
Heavy Oil Range Hydrocarbons	"	ND	----	0.600	"	"	"	"	"	
<i>Surrogate(s): 1-Chlorooctadecane</i>			51.8%		50 - 150 %	"				
PPI0520-08 (GP208-GW)		Water			Sampled: 09/12/06 15:15					
Gasoline Range Hydrocarbons	NWTPH HCID	DET	----	0.238	mg/l	1x	6090556	09/14/06 14:30	09/15/06 03:55	A-04
Diesel Range Hydrocarbons	"	DET	----	0.600	"	"	"	"	"	A-03, A-04
Heavy Oil Range Hydrocarbons	"	DET	----	0.600	"	"	"	"	"	A-03
<i>Surrogate(s): 1-Chlorooctadecane</i>			25.8%		50 - 150 %	"				S-09
PPI0520-09 (GP209-GW)		Water			Sampled: 09/12/06 16:50					
Gasoline Range Hydrocarbons	NWTPH HCID	ND	----	0.238	mg/l	1x	6090556	09/14/06 14:30	09/14/06 23:51	
Diesel Range Hydrocarbons	"	ND	----	0.600	"	"	"	"	"	
Heavy Oil Range Hydrocarbons	"	ND	----	0.600	"	"	"	"	"	
<i>Surrogate(s): 1-Chlorooctadecane</i>			48.7%		50 - 150 %	"				S-09
PPI0520-10 (GP210-GW)		Water			Sampled: 09/12/06 17:10					
Gasoline Range Hydrocarbons	NWTPH HCID	ND	----	0.238	mg/l	1x	6090556	09/14/06 14:30	09/15/06 00:26	
Diesel Range Hydrocarbons	"	ND	----	0.600	"	"	"	"	"	
Heavy Oil Range Hydrocarbons	"	ND	----	0.600	"	"	"	"	"	
<i>Surrogate(s): 1-Chlorooctadecane</i>			63.7%		50 - 150 %	"				

TestAmerica - Portland, OR

The results in this report apply to the samples analyzed in accordance with the chain of custody document. This analytical report must be reproduced in its entirety.

Sarah Rockwell

Sarah Rockwell, Project Manager



SLR-Portland	Project Name: Jeld Wen- Nord Door	Report Created:
1800 Blankenship Road Suite 440	Project Number: 008.0228.00018	10/26/06 16:07
West Linn, OR 97068	Project Manager: R. Scott Miller	

Hydrocarbon Identification per NW-TPH Methodology
TestAmerica - Portland, OR

Analyte	Method	Result	MDL*	MRL	Units	Dil	Batch	Prepared	Analyzed	Notes
PPI0520-11 (GP211-GW)		Water			Sampled: 09/11/06 16:00					
Gasoline Range Hydrocarbons	NWTPH HCID	ND	----	0.238	mg/l	1x	6090556	09/14/06 14:30	09/15/06 01:01	
Diesel Range Hydrocarbons	"	ND	----	0.600	"	"	"	"	"	
Heavy Oil Range Hydrocarbons	"	ND	----	0.600	"	"	"	"	"	
<i>Surrogate(s): 1-Chlorooctadecane</i>			64.3%		50 - 150 %	"				"
PPI0520-12 (GP212-GW)		Water			Sampled: 09/11/06 17:10					
Gasoline Range Hydrocarbons	NWTPH HCID	ND	----	0.238	mg/l	1x	6090556	09/14/06 14:30	09/15/06 01:36	
Diesel Range Hydrocarbons	"	ND	----	0.600	"	"	"	"	"	
Heavy Oil Range Hydrocarbons	"	ND	----	0.600	"	"	"	"	"	
<i>Surrogate(s): 1-Chlorooctadecane</i>			69.2%		50 - 150 %	"				"
PPI0520-13 (GP214-GW)		Water			Sampled: 09/12/06 10:30					
Gasoline Range Hydrocarbons	NWTPH HCID	DET	----	0.238	mg/l	1x	6090556	09/14/06 14:30	09/15/06 03:21	A-03
Diesel Range Hydrocarbons	"	DET	----	0.600	"	"	"	"	"	A-03
Heavy Oil Range Hydrocarbons	"	DET	----	0.600	"	"	"	"	"	A-03
<i>Surrogate(s): 1-Chlorooctadecane</i>			84.9%		50 - 150 %	"				"
PPI0520-14 (GP215-GW)		Water			Sampled: 09/12/06 11:00					
Gasoline Range Hydrocarbons	NWTPH HCID	DET	----	0.238	mg/l	1x	6090556	09/14/06 14:30	09/15/06 02:11	A-03
Diesel Range Hydrocarbons	"	DET	----	0.600	"	"	"	"	"	A-03
Heavy Oil Range Hydrocarbons	"	ND	----	0.600	"	"	"	"	"	
<i>Surrogate(s): 1-Chlorooctadecane</i>			81.9%		50 - 150 %	"				"

Sarah Rockwell

Sarah Rockwell, Project Manager



SLR-Portland	Project Name: Jeld Wen- Nord Door	
1800 Blankenship Road Suite 440	Project Number: 008.0228.00018	Report Created:
West Linn, OR 97068	Project Manager: R. Scott Miller	10/26/06 16:07

Gasoline Hydrocarbons per NW TPH-Gx Method
TestAmerica - Portland, OR

Analyte	Method	Result	MDL*	MRL	Units	Dil	Batch	Prepared	Analyzed	Notes
PPI0520-13RE1 (GP214-GW)		Water			Sampled: 09/12/06 10:30					R-16
Gasoline Range Hydrocarbons	NW TPH-Gx	4380	----	160	ug/l	2x	6090747	09/18/06 10:15	09/19/06 13:02	
<i>Surrogate(s): 4-BFB</i>			<i>96.0%</i>		<i>50 - 150 %</i>	<i>1x</i>				<i>"</i>
PPI0520-14RE1 (GP215-GW)		Water			Sampled: 09/12/06 11:00					R-16
Gasoline Range Hydrocarbons	NW TPH-Gx	2580	----	160	ug/l	2x	6090747	09/18/06 10:15	09/19/06 13:28	
<i>Surrogate(s): 4-BFB</i>			<i>94.2%</i>		<i>50 - 150 %</i>	<i>1x</i>				<i>"</i>

Sarah Rockwell

Sarah Rockwell, Project Manager



SLR-Portland	Project Name: Jeld Wen- Nord Door	Report Created:
1800 Blankenship Road Suite 440	Project Number: 008.0228.00018	10/26/06 16:07
West Linn, OR 97068	Project Manager: R. Scott Miller	

Diesel and Heavy Range Hydrocarbons per NWTPH-Dx Method
TestAmerica - Portland, OR

Analyte	Method	Result	MDL*	MRL	Units	Dil	Batch	Prepared	Analyzed	Notes
PPI0520-04 (GP204-GW)		Water			Sampled: 09/11/06 15:00					
Diesel Range Organics	NWTPH-Dx	2.99	----	0.476	mg/l	1x	6090556	09/14/06 14:30	09/19/06 15:26	A-07
Heavy Oil Range Hydrocarbons	"	3.99	----	0.952	"	"	"	"	"	
Surrogate(s): 1-Chlorooctadecane			53.9%		50 - 150 %	"				
PPI0520-08 (GP208-GW)		Water			Sampled: 09/12/06 15:15					
Diesel Range Organics	NWTPH-Dx	36.0	----	0.476	mg/l	1x	6090556	09/14/06 14:30	09/18/06 13:13	A-01
Heavy Oil Range Hydrocarbons	"	1.92	----	0.952	"	"	"	"	"	A-01
Surrogate(s): 1-Chlorooctadecane			27.5%		50 - 150 %	"				S-02
PPI0520-13 (GP214-GW)		Water			Sampled: 09/12/06 10:30					
Diesel Range Organics	NWTPH-Dx	16.8	----	0.476	mg/l	1x	6090556	09/14/06 14:30	09/18/06 13:45	A-01
Heavy Oil Range Hydrocarbons	"	1.26	----	0.952	"	"	"	"	"	A-01
Surrogate(s): 1-Chlorooctadecane			74.2%		50 - 150 %	"				
PPI0520-14 (GP215-GW)		Water			Sampled: 09/12/06 11:00					
Diesel Range Organics	NWTPH-Dx	11.5	----	0.476	mg/l	1x	6090556	09/14/06 14:30	09/18/06 14:16	A-01
Heavy Oil Range Hydrocarbons	"	ND	----	0.952	"	"	"	"	"	
Surrogate(s): 1-Chlorooctadecane			80.5%		50 - 150 %	"				

TestAmerica - Portland, OR

The results in this report apply to the samples analyzed in accordance with the chain of custody document. This analytical report must be reproduced in its entirety.

Sarah Rockwell

Sarah Rockwell, Project Manager



SLR-Portland	Project Name: Jeld Wen- Nord Door	Report Created:
1800 Blankenship Road Suite 440	Project Number: 008.0228.00018	10/26/06 16:07
West Linn, OR 97068	Project Manager: R. Scott Miller	

Volatile Organic Compounds per EPA Method 8260B
TestAmerica - Portland, OR

Analyte	Method	Result	MDL*	MRL	Units	Dil	Batch	Prepared	Analyzed	Notes
PPI0520-01 (GP201-GW)		Water			Sampled: 09/11/06 12:20					
Acetone	EPA 8260B	ND	----	25.0	ug/l	1x	6090862	09/21/06 12:42	09/21/06 21:27	
Benzene	"	ND	----	1.00	"	"	"	"	"	
Bromobenzene	"	ND	----	1.00	"	"	"	"	"	
Bromochloromethane	"	ND	----	1.00	"	"	"	"	"	
Bromodichloromethane	"	ND	----	1.00	"	"	"	"	"	
Bromoform	"	ND	----	1.00	"	"	"	"	"	
Bromomethane	"	ND	----	5.00	"	"	"	"	"	
2-Butanone (MEK)	"	ND	----	10.0	"	"	"	"	"	
n-Butylbenzene	"	ND	----	5.00	"	"	"	"	"	
sec-Butylbenzene	"	ND	----	1.00	"	"	"	"	"	
tert-Butylbenzene	"	ND	----	1.00	"	"	"	"	"	
Carbon disulfide	"	ND	----	10.0	"	"	"	"	"	
Carbon tetrachloride	"	ND	----	1.00	"	"	"	"	"	
Chlorobenzene	"	ND	----	1.00	"	"	"	"	"	
Chloroethane	"	ND	----	1.00	"	"	"	"	"	
Chloroform	"	ND	----	1.00	"	"	"	"	"	
Chloromethane	"	ND	----	5.00	"	"	"	"	"	
2-Chlorotoluene	"	ND	----	1.00	"	"	"	"	"	
4-Chlorotoluene	"	ND	----	1.00	"	"	"	"	"	
1,2-Dibromo-3-chloropropane	"	ND	----	5.00	"	"	"	"	"	
Dibromochloromethane	"	ND	----	1.00	"	"	"	"	"	
1,2-Dibromoethane	"	ND	----	1.00	"	"	"	"	"	
Dibromomethane	"	ND	----	1.00	"	"	"	"	"	
1,2-Dichlorobenzene	"	ND	----	1.00	"	"	"	"	"	
1,3-Dichlorobenzene	"	ND	----	1.00	"	"	"	"	"	
1,4-Dichlorobenzene	"	ND	----	1.00	"	"	"	"	"	
Dichlorodifluoromethane	"	ND	----	5.00	"	"	"	"	"	
1,1-Dichloroethane	"	ND	----	1.00	"	"	"	"	"	
1,2-Dichloroethane	"	ND	----	1.00	"	"	"	"	"	
1,1-Dichloroethene	"	ND	----	1.00	"	"	"	"	"	
cis-1,2-Dichloroethene	"	ND	----	1.00	"	"	"	"	"	
trans-1,2-Dichloroethene	"	ND	----	1.00	"	"	"	"	"	
1,2-Dichloropropane	"	ND	----	1.00	"	"	"	"	"	
1,3-Dichloropropane	"	ND	----	1.00	"	"	"	"	"	
2,2-Dichloropropane	"	ND	----	1.00	"	"	"	"	"	
1,1-Dichloropropene	"	ND	----	1.00	"	"	"	"	"	
cis-1,3-Dichloropropene	"	ND	----	1.00	"	"	"	"	"	
trans-1,3-Dichloropropene	"	ND	----	1.00	"	"	"	"	"	
Ethylbenzene	"	ND	----	1.00	"	"	"	"	"	
Hexachlorobutadiene	"	ND	----	4.00	"	"	"	"	"	
2-Hexanone	"	ND	----	10.0	"	"	"	"	"	
Isopropylbenzene	"	ND	----	2.00	"	"	"	"	"	
p-Isopropyltoluene	"	ND	----	2.00	"	"	"	"	"	

TestAmerica - Portland, OR

The results in this report apply to the samples analyzed in accordance with the chain of custody document. This analytical report must be reproduced in its entirety.

Sarah Rockwell

Sarah Rockwell, Project Manager



SLR-Portland	Project Name: Jeld Wen- Nord Door	Report Created:
1800 Blankenship Road Suite 440	Project Number: 008.0228.00018	10/26/06 16:07
West Linn, OR 97068	Project Manager: R. Scott Miller	

Volatile Organic Compounds per EPA Method 8260B
 TestAmerica - Portland, OR

Analyte	Method	Result	MDL*	MRL	Units	Dil	Batch	Prepared	Analyzed	Notes
PPI0520-01 (GP201-GW)		Water				Sampled: 09/11/06 12:20				
4-Methyl-2-pentanone	EPA 8260B	ND	----	5.00	ug/l	1x	6090862	09/21/06 12:42	09/21/06 21:27	
Methyl tert-butyl ether	"	ND	----	1.00	"	"	"	"	"	
Methylene chloride	"	ND	----	5.00	"	"	"	"	"	
Naphthalene	"	ND	----	2.00	"	"	"	"	"	
n-Propylbenzene	"	ND	----	1.00	"	"	"	"	"	
Styrene	"	ND	----	1.00	"	"	"	"	"	
1,1,1,2-Tetrachloroethane	"	ND	----	1.00	"	"	"	"	"	
1,1,2,2-Tetrachloroethane	"	ND	----	1.00	"	"	"	"	"	
Tetrachloroethene	"	ND	----	1.00	"	"	"	"	"	
Toluene	"	ND	----	1.00	"	"	"	"	"	
1,2,3-Trichlorobenzene	"	ND	----	1.00	"	"	"	"	"	
1,2,4-Trichlorobenzene	"	ND	----	1.00	"	"	"	"	"	
1,1,1-Trichloroethane	"	ND	----	1.00	"	"	"	"	"	
1,1,2-Trichloroethane	"	ND	----	1.00	"	"	"	"	"	
Trichloroethene	"	ND	----	1.00	"	"	"	"	"	
Trichlorofluoromethane	"	ND	----	1.00	"	"	"	"	"	
1,2,3-Trichloropropane	"	ND	----	1.00	"	"	"	"	"	
1,2,4-Trimethylbenzene	"	ND	----	1.00	"	"	"	"	"	
1,3,5-Trimethylbenzene	"	ND	----	1.00	"	"	"	"	"	
Vinyl chloride	"	ND	----	1.00	"	"	"	"	"	
o-Xylene	"	ND	----	1.00	"	"	"	"	"	
m,p-Xylene	"	ND	----	2.00	"	"	"	"	"	
<i>Surrogate(s): 4-BFB</i>			<i>102%</i>		<i>80 - 120 %</i>	<i>"</i>				<i>"</i>
<i>1,2-DCA-d4</i>			<i>101%</i>		<i>80 - 120 %</i>	<i>"</i>				<i>"</i>
<i>Dibromofluoromethane</i>			<i>102%</i>		<i>80 - 120 %</i>	<i>"</i>				<i>"</i>
<i>Toluene-d8</i>			<i>99.5%</i>		<i>80 - 120 %</i>	<i>"</i>				<i>"</i>

PPI0520-02 (GP202-P)		Water				Sampled: 09/11/06 13:35				
Acetone	EPA 8260B	ND	----	2500	ug/l	100x	6090862	09/21/06 12:42	09/22/06 02:44	
Benzene	"	145	----	100	"	"	"	"	"	
Bromobenzene	"	ND	----	100	"	"	"	"	"	
Bromochloromethane	"	ND	----	100	"	"	"	"	"	
Bromodichloromethane	"	ND	----	100	"	"	"	"	"	
Bromoform	"	ND	----	100	"	"	"	"	"	
Bromomethane	"	ND	----	500	"	"	"	"	"	
2-Butanone (MEK)	"	ND	----	1000	"	"	"	"	"	
n-Butylbenzene	"	ND	----	500	"	"	"	"	"	
sec-Butylbenzene	"	ND	----	100	"	"	"	"	"	
tert-Butylbenzene	"	ND	----	100	"	"	"	"	"	
Carbon disulfide	"	ND	----	1000	"	"	"	"	"	
Carbon tetrachloride	"	ND	----	100	"	"	"	"	"	
Chlorobenzene	"	ND	----	100	"	"	"	"	"	

TestAmerica - Portland, OR

The results in this report apply to the samples analyzed in accordance with the chain of custody document. This analytical report must be reproduced in its entirety.

Sarah Rockwell

Sarah Rockwell, Project Manager



SLR-Portland	Project Name: Jeld Wen- Nord Door	Report Created:
1800 Blankenship Road Suite 440	Project Number: 008.0228.00018	10/26/06 16:07
West Linn, OR 97068	Project Manager: R. Scott Miller	

Volatile Organic Compounds per EPA Method 8260B
TestAmerica - Portland, OR

Analyte	Method	Result	MDL*	MRL	Units	Dil	Batch	Prepared	Analyzed	Notes
PPI0520-02 (GP202-P)		Water			Sampled: 09/11/06 13:35					
Chloroethane	EPA 8260B	ND	----	100	ug/l	100x	6090862	09/21/06 12:42	09/22/06 02:44	
Chloroform	"	ND	----	100	"	"	"	"	"	
Chloromethane	"	ND	----	500	"	"	"	"	"	
2-Chlorotoluene	"	ND	----	100	"	"	"	"	"	
4-Chlorotoluene	"	ND	----	100	"	"	"	"	"	
1,2-Dibromo-3-chloropropane	"	ND	----	500	"	"	"	"	"	
Dibromochloromethane	"	ND	----	100	"	"	"	"	"	
1,2-Dibromoethane	"	ND	----	100	"	"	"	"	"	
Dibromomethane	"	ND	----	100	"	"	"	"	"	
1,2-Dichlorobenzene	"	ND	----	100	"	"	"	"	"	
1,3-Dichlorobenzene	"	ND	----	100	"	"	"	"	"	
1,4-Dichlorobenzene	"	ND	----	100	"	"	"	"	"	
Dichlorodifluoromethane	"	ND	----	500	"	"	"	"	"	
1,1-Dichloroethane	"	ND	----	100	"	"	"	"	"	
1,2-Dichloroethane	"	ND	----	100	"	"	"	"	"	
1,1-Dichloroethene	"	ND	----	100	"	"	"	"	"	
cis-1,2-Dichloroethene	"	ND	----	100	"	"	"	"	"	
trans-1,2-Dichloroethene	"	ND	----	100	"	"	"	"	"	
1,2-Dichloropropane	"	ND	----	100	"	"	"	"	"	
1,3-Dichloropropane	"	ND	----	100	"	"	"	"	"	
2,2-Dichloropropane	"	ND	----	100	"	"	"	"	"	
1,1-Dichloropropene	"	ND	----	100	"	"	"	"	"	
cis-1,3-Dichloropropene	"	ND	----	100	"	"	"	"	"	
trans-1,3-Dichloropropene	"	ND	----	100	"	"	"	"	"	
Ethylbenzene	"	114	----	100	"	"	"	"	"	
Hexachlorobutadiene	"	ND	----	400	"	"	"	"	"	
2-Hexanone	"	ND	----	1000	"	"	"	"	"	
Isopropylbenzene	"	ND	----	200	"	"	"	"	"	
p-Isopropyltoluene	"	ND	----	200	"	"	"	"	"	
4-Methyl-2-pentanone	"	ND	----	500	"	"	"	"	"	
Methyl tert-butyl ether	"	ND	----	100	"	"	"	"	"	
Methylene chloride	"	ND	----	500	"	"	"	"	"	
Naphthalene	"	11500	----	200	"	"	"	"	"	
n-Propylbenzene	"	ND	----	100	"	"	"	"	"	
Styrene	"	ND	----	100	"	"	"	"	"	
1,1,1,2-Tetrachloroethane	"	ND	----	100	"	"	"	"	"	
1,1,2,2-Tetrachloroethane	"	ND	----	100	"	"	"	"	"	
Tetrachloroethene	"	ND	----	100	"	"	"	"	"	
Toluene	"	185	----	100	"	"	"	"	"	
1,2,3-Trichlorobenzene	"	ND	----	100	"	"	"	"	"	
1,2,4-Trichlorobenzene	"	ND	----	100	"	"	"	"	"	
1,1,1-Trichloroethane	"	ND	----	100	"	"	"	"	"	
1,1,2-Trichloroethane	"	ND	----	100	"	"	"	"	"	

TestAmerica - Portland, OR

The results in this report apply to the samples analyzed in accordance with the chain of custody document. This analytical report must be reproduced in its entirety.

Sarah Rockwell

Sarah Rockwell, Project Manager



SLR-Portland	Project Name: Jeld Wen- Nord Door	Report Created:
1800 Blankenship Road Suite 440	Project Number: 008.0228.00018	10/26/06 16:07
West Linn, OR 97068	Project Manager: R. Scott Miller	

Volatile Organic Compounds per EPA Method 8260B
 TestAmerica - Portland, OR

Analyte	Method	Result	MDL*	MRL	Units	Dil	Batch	Prepared	Analyzed	Notes
PPI0520-02 (GP202-P)		Water				Sampled: 09/11/06 13:35				
Trichloroethene	EPA 8260B	ND	----	100	ug/l	100x	6090862	09/21/06 12:42	09/22/06 02:44	
Trichlorofluoromethane	"	ND	----	100	"	"	"	"	"	"
1,2,3-Trichloropropane	"	ND	----	100	"	"	"	"	"	"
1,2,4-Trimethylbenzene	"	ND	----	100	"	"	"	"	"	"
1,3,5-Trimethylbenzene	"	ND	----	100	"	"	"	"	"	"
Vinyl chloride	"	ND	----	100	"	"	"	"	"	"
o-Xylene	"	ND	----	100	"	"	"	"	"	"
m,p-Xylene	"	ND	----	200	"	"	"	"	"	"
<i>Surrogate(s): 4-BFB</i>			<i>110%</i>		<i>80 - 120 %</i>	<i>1x</i>				<i>"</i>
<i>1,2-DCA-d4</i>			<i>99.0%</i>		<i>80 - 120 %</i>	<i>"</i>				<i>"</i>
<i>Dibromofluoromethane</i>			<i>98.0%</i>		<i>80 - 120 %</i>	<i>"</i>				<i>"</i>
<i>Toluene-d8</i>			<i>102%</i>		<i>80 - 120 %</i>	<i>"</i>				<i>"</i>

PPI0520-04 (GP204-GW)		Water				Sampled: 09/11/06 15:00				
Acetone	EPA 8260B	ND	----	25.0	ug/l	1x	6090862	09/21/06 12:42	09/21/06 22:25	
Benzene	"	ND	----	1.00	"	"	"	"	"	"
Bromobenzene	"	ND	----	1.00	"	"	"	"	"	"
Bromochloromethane	"	ND	----	1.00	"	"	"	"	"	"
Bromodichloromethane	"	ND	----	1.00	"	"	"	"	"	"
Bromoform	"	ND	----	1.00	"	"	"	"	"	"
Bromomethane	"	ND	----	5.00	"	"	"	"	"	"
2-Butanone (MEK)	"	ND	----	10.0	"	"	"	"	"	"
n-Butylbenzene	"	ND	----	5.00	"	"	"	"	"	"
sec-Butylbenzene	"	ND	----	1.00	"	"	"	"	"	"
tert-Butylbenzene	"	ND	----	1.00	"	"	"	"	"	"
Carbon disulfide	"	ND	----	10.0	"	"	"	"	"	"
Carbon tetrachloride	"	ND	----	1.00	"	"	"	"	"	"
Chlorobenzene	"	ND	----	1.00	"	"	"	"	"	"
Chloroethane	"	ND	----	1.00	"	"	"	"	"	"
Chloroform	"	ND	----	1.00	"	"	"	"	"	"
Chloromethane	"	ND	----	5.00	"	"	"	"	"	"
2-Chlorotoluene	"	ND	----	1.00	"	"	"	"	"	"
4-Chlorotoluene	"	ND	----	1.00	"	"	"	"	"	"
1,2-Dibromo-3-chloropropane	"	ND	----	5.00	"	"	"	"	"	"
Dibromochloromethane	"	ND	----	1.00	"	"	"	"	"	"
1,2-Dibromoethane	"	ND	----	1.00	"	"	"	"	"	"
Dibromomethane	"	ND	----	1.00	"	"	"	"	"	"
1,2-Dichlorobenzene	"	ND	----	1.00	"	"	"	"	"	"
1,3-Dichlorobenzene	"	ND	----	1.00	"	"	"	"	"	"
1,4-Dichlorobenzene	"	ND	----	1.00	"	"	"	"	"	"
Dichlorodifluoromethane	"	ND	----	5.00	"	"	"	"	"	"
1,1-Dichloroethane	"	ND	----	1.00	"	"	"	"	"	"

TestAmerica - Portland, OR

The results in this report apply to the samples analyzed in accordance with the chain of custody document. This analytical report must be reproduced in its entirety.

Sarah Rockwell

Sarah Rockwell, Project Manager



SLR-Portland	Project Name: Jeld Wen- Nord Door	Report Created:
1800 Blankenship Road Suite 440	Project Number: 008.0228.00018	10/26/06 16:07
West Linn, OR 97068	Project Manager: R. Scott Miller	

Volatile Organic Compounds per EPA Method 8260B
TestAmerica - Portland, OR

Analyte	Method	Result	MDL*	MRL	Units	Dil	Batch	Prepared	Analyzed	Notes	
PPI0520-04 (GP204-GW)		Water				Sampled: 09/11/06 15:00					
1,2-Dichloroethane	EPA 8260B	ND	----	1.00	ug/l	1x	6090862	09/21/06 12:42	09/21/06 22:25		
1,1-Dichloroethene	"	ND	----	1.00	"	"	"	"	"		
cis-1,2-Dichloroethene	"	ND	----	1.00	"	"	"	"	"		
trans-1,2-Dichloroethene	"	ND	----	1.00	"	"	"	"	"		
1,2-Dichloropropane	"	ND	----	1.00	"	"	"	"	"		
1,3-Dichloropropane	"	ND	----	1.00	"	"	"	"	"		
2,2-Dichloropropane	"	ND	----	1.00	"	"	"	"	"		
1,1-Dichloropropene	"	ND	----	1.00	"	"	"	"	"		
cis-1,3-Dichloropropene	"	ND	----	1.00	"	"	"	"	"		
trans-1,3-Dichloropropene	"	ND	----	1.00	"	"	"	"	"		
Ethylbenzene	"	ND	----	1.00	"	"	"	"	"		
Hexachlorobutadiene	"	ND	----	4.00	"	"	"	"	"		
2-Hexanone	"	ND	----	10.0	"	"	"	"	"		
Isopropylbenzene	"	ND	----	2.00	"	"	"	"	"		
p-Isopropyltoluene	"	ND	----	2.00	"	"	"	"	"		
4-Methyl-2-pentanone	"	ND	----	5.00	"	"	"	"	"		
Methyl tert-butyl ether	"	ND	----	1.00	"	"	"	"	"		
Methylene chloride	"	ND	----	5.00	"	"	"	"	"		
Naphthalene	"	ND	----	2.00	"	"	"	"	"		
n-Propylbenzene	"	ND	----	1.00	"	"	"	"	"		
Styrene	"	ND	----	1.00	"	"	"	"	"		
1,1,1,2-Tetrachloroethane	"	ND	----	1.00	"	"	"	"	"		
1,1,2,2-Tetrachloroethane	"	ND	----	1.00	"	"	"	"	"		
Tetrachloroethene	"	ND	----	1.00	"	"	"	"	"		
Toluene	"	ND	----	1.00	"	"	"	"	"		
1,2,3-Trichlorobenzene	"	ND	----	1.00	"	"	"	"	"		
1,2,4-Trichlorobenzene	"	ND	----	1.00	"	"	"	"	"		
1,1,1-Trichloroethane	"	ND	----	1.00	"	"	"	"	"		
1,1,2-Trichloroethane	"	ND	----	1.00	"	"	"	"	"		
Trichloroethene	"	ND	----	1.00	"	"	"	"	"		
Trichlorofluoromethane	"	ND	----	1.00	"	"	"	"	"		
1,2,3-Trichloropropane	"	ND	----	1.00	"	"	"	"	"		
1,2,4-Trimethylbenzene	"	ND	----	1.00	"	"	"	"	"		
1,3,5-Trimethylbenzene	"	ND	----	1.00	"	"	"	"	"		
Vinyl chloride	"	ND	----	1.00	"	"	"	"	"		
o-Xylene	"	ND	----	1.00	"	"	"	"	"		
m,p-Xylene	"	ND	----	2.00	"	"	"	"	"		
<i>Surrogate(s): 4-BFB</i>			99.0%		80 - 120 %	"				"	
<i>1,2-DCA-d4</i>			102%		80 - 120 %	"				"	
<i>Dibromofluoromethane</i>			102%		80 - 120 %	"				"	
<i>Toluene-d8</i>			99.0%		80 - 120 %	"				"	

TestAmerica - Portland, OR

The results in this report apply to the samples analyzed in accordance with the chain of custody document. This analytical report must be reproduced in its entirety.

Sarah Rockwell

Sarah Rockwell, Project Manager



SLR-Portland	Project Name: Jeld Wen- Nord Door	
1800 Blankenship Road Suite 440	Project Number: 008.0228.00018	Report Created:
West Linn, OR 97068	Project Manager: R. Scott Miller	10/26/06 16:07

Volatile Organic Compounds per EPA Method 8260B
TestAmerica - Portland, OR

Analyte	Method	Result	MDL*	MRL	Units	Dil	Batch	Prepared	Analyzed	Notes
PPI0520-05 (GP205-GW)		Water			Sampled: 09/12/06 12:00					
Acetone	EPA 8260B	ND	----	25.0	ug/l	1x	6090862	09/21/06 12:42	09/21/06 22:54	
Benzene	"	ND	----	1.00	"	"	"	"	"	
Bromobenzene	"	ND	----	1.00	"	"	"	"	"	
Bromochloromethane	"	ND	----	1.00	"	"	"	"	"	
Bromodichloromethane	"	ND	----	1.00	"	"	"	"	"	
Bromoform	"	ND	----	1.00	"	"	"	"	"	
Bromomethane	"	ND	----	5.00	"	"	"	"	"	
2-Butanone (MEK)	"	ND	----	10.0	"	"	"	"	"	
n-Butylbenzene	"	ND	----	5.00	"	"	"	"	"	
sec-Butylbenzene	"	ND	----	1.00	"	"	"	"	"	
tert-Butylbenzene	"	ND	----	1.00	"	"	"	"	"	
Carbon disulfide	"	ND	----	10.0	"	"	"	"	"	
Carbon tetrachloride	"	ND	----	1.00	"	"	"	"	"	
Chlorobenzene	"	ND	----	1.00	"	"	"	"	"	
Chloroethane	"	ND	----	1.00	"	"	"	"	"	
Chloroform	"	ND	----	1.00	"	"	"	"	"	
Chloromethane	"	ND	----	5.00	"	"	"	"	"	
2-Chlorotoluene	"	ND	----	1.00	"	"	"	"	"	
4-Chlorotoluene	"	ND	----	1.00	"	"	"	"	"	
1,2-Dibromo-3-chloropropane	"	ND	----	5.00	"	"	"	"	"	
Dibromochloromethane	"	ND	----	1.00	"	"	"	"	"	
1,2-Dibromoethane	"	ND	----	1.00	"	"	"	"	"	
Dibromomethane	"	ND	----	1.00	"	"	"	"	"	
1,2-Dichlorobenzene	"	ND	----	1.00	"	"	"	"	"	
1,3-Dichlorobenzene	"	ND	----	1.00	"	"	"	"	"	
1,4-Dichlorobenzene	"	ND	----	1.00	"	"	"	"	"	
Dichlorodifluoromethane	"	ND	----	5.00	"	"	"	"	"	
1,1-Dichloroethane	"	ND	----	1.00	"	"	"	"	"	
1,2-Dichloroethane	"	ND	----	1.00	"	"	"	"	"	
1,1-Dichloroethene	"	ND	----	1.00	"	"	"	"	"	
cis-1,2-Dichloroethene	"	ND	----	1.00	"	"	"	"	"	
trans-1,2-Dichloroethene	"	ND	----	1.00	"	"	"	"	"	
1,2-Dichloropropane	"	ND	----	1.00	"	"	"	"	"	
1,3-Dichloropropane	"	ND	----	1.00	"	"	"	"	"	
2,2-Dichloropropane	"	ND	----	1.00	"	"	"	"	"	
1,1-Dichloropropene	"	ND	----	1.00	"	"	"	"	"	
cis-1,3-Dichloropropene	"	ND	----	1.00	"	"	"	"	"	
trans-1,3-Dichloropropene	"	ND	----	1.00	"	"	"	"	"	
Ethylbenzene	"	ND	----	1.00	"	"	"	"	"	
Hexachlorobutadiene	"	ND	----	4.00	"	"	"	"	"	
2-Hexanone	"	ND	----	10.0	"	"	"	"	"	
Isopropylbenzene	"	ND	----	2.00	"	"	"	"	"	
p-Isopropyltoluene	"	ND	----	2.00	"	"	"	"	"	

TestAmerica - Portland, OR

The results in this report apply to the samples analyzed in accordance with the chain of custody document. This analytical report must be reproduced in its entirety.

Sarah Rockwell

Sarah Rockwell, Project Manager



SLR-Portland	Project Name: Jeld Wen- Nord Door	
1800 Blankenship Road Suite 440	Project Number: 008.0228.00018	Report Created:
West Linn, OR 97068	Project Manager: R. Scott Miller	10/26/06 16:07

Volatile Organic Compounds per EPA Method 8260B
 TestAmerica - Portland, OR

Analyte	Method	Result	MDL*	MRL	Units	Dil	Batch	Prepared	Analyzed	Notes
PPI0520-05 (GP205-GW)		Water				Sampled: 09/12/06 12:00				
4-Methyl-2-pentanone	EPA 8260B	ND	----	5.00	ug/l	1x	6090862	09/21/06 12:42	09/21/06 22:54	
Methyl tert-butyl ether	"	ND	----	1.00	"	"	"	"	"	"
Methylene chloride	"	ND	----	5.00	"	"	"	"	"	"
Naphthalene	"	ND	----	2.00	"	"	"	"	"	"
n-Propylbenzene	"	ND	----	1.00	"	"	"	"	"	"
Styrene	"	ND	----	1.00	"	"	"	"	"	"
1,1,1,2-Tetrachloroethane	"	ND	----	1.00	"	"	"	"	"	"
1,1,2,2-Tetrachloroethane	"	ND	----	1.00	"	"	"	"	"	"
Tetrachloroethene	"	ND	----	1.00	"	"	"	"	"	"
Toluene	"	1.05	----	1.00	"	"	"	"	"	"
1,2,3-Trichlorobenzene	"	ND	----	1.00	"	"	"	"	"	"
1,2,4-Trichlorobenzene	"	ND	----	1.00	"	"	"	"	"	"
1,1,1-Trichloroethane	"	ND	----	1.00	"	"	"	"	"	"
1,1,2-Trichloroethane	"	ND	----	1.00	"	"	"	"	"	"
Trichloroethene	"	ND	----	1.00	"	"	"	"	"	"
Trichlorofluoromethane	"	ND	----	1.00	"	"	"	"	"	"
1,2,3-Trichloropropane	"	ND	----	1.00	"	"	"	"	"	"
1,2,4-Trimethylbenzene	"	ND	----	1.00	"	"	"	"	"	"
1,3,5-Trimethylbenzene	"	ND	----	1.00	"	"	"	"	"	"
Vinyl chloride	"	ND	----	1.00	"	"	"	"	"	"
o-Xylene	"	ND	----	1.00	"	"	"	"	"	"
m,p-Xylene	"	ND	----	2.00	"	"	"	"	"	"
<i>Surrogate(s): 4-BFB</i>			97.5%		80 - 120 %	"				"
<i>1,2-DCA-d4</i>			103%		80 - 120 %	"				"
<i>Dibromofluoromethane</i>			102%		80 - 120 %	"				"
<i>Toluene-d8</i>			98.5%		80 - 120 %	"				"

PPI0520-06 (GP207-GW)		Water				Sampled: 09/11/06 14:25				
Acetone	EPA 8260B	ND	----	1250	ug/l	50x	6090862	09/21/06 12:42	09/22/06 03:43	
Benzene	"	204	----	50.0	"	"	"	"	"	"
Bromobenzene	"	ND	----	50.0	"	"	"	"	"	"
Bromochloromethane	"	ND	----	50.0	"	"	"	"	"	"
Bromodichloromethane	"	ND	----	50.0	"	"	"	"	"	"
Bromoform	"	ND	----	50.0	"	"	"	"	"	"
Bromomethane	"	ND	----	250	"	"	"	"	"	"
2-Butanone (MEK)	"	ND	----	500	"	"	"	"	"	"
n-Butylbenzene	"	ND	----	250	"	"	"	"	"	"
sec-Butylbenzene	"	ND	----	50.0	"	"	"	"	"	"
tert-Butylbenzene	"	ND	----	50.0	"	"	"	"	"	"
Carbon disulfide	"	ND	----	500	"	"	"	"	"	"
Carbon tetrachloride	"	ND	----	50.0	"	"	"	"	"	"
Chlorobenzene	"	ND	----	50.0	"	"	"	"	"	"

TestAmerica - Portland, OR

The results in this report apply to the samples analyzed in accordance with the chain of custody document. This analytical report must be reproduced in its entirety.

Sarah Rockwell

Sarah Rockwell, Project Manager



SLR-Portland	Project Name: Jeld Wen- Nord Door	Report Created:
1800 Blankenship Road Suite 440	Project Number: 008.0228.00018	10/26/06 16:07
West Linn, OR 97068	Project Manager: R. Scott Miller	

Volatile Organic Compounds per EPA Method 8260B
TestAmerica - Portland, OR

Analyte	Method	Result	MDL*	MRL	Units	Dil	Batch	Prepared	Analyzed	Notes
PPI0520-06 (GP207-GW)		Water			Sampled: 09/11/06 14:25					
Chloroethane	EPA 8260B	ND	----	50.0	ug/l	50x	6090862	09/21/06 12:42	09/22/06 03:43	
Chloroform	"	ND	----	50.0	"	"	"	"	"	
Chloromethane	"	ND	----	250	"	"	"	"	"	
2-Chlorotoluene	"	ND	----	50.0	"	"	"	"	"	
4-Chlorotoluene	"	ND	----	50.0	"	"	"	"	"	
1,2-Dibromo-3-chloropropane	"	ND	----	250	"	"	"	"	"	
Dibromochloromethane	"	ND	----	50.0	"	"	"	"	"	
1,2-Dibromoethane	"	ND	----	50.0	"	"	"	"	"	
Dibromomethane	"	ND	----	50.0	"	"	"	"	"	
1,2-Dichlorobenzene	"	ND	----	50.0	"	"	"	"	"	
1,3-Dichlorobenzene	"	ND	----	50.0	"	"	"	"	"	
1,4-Dichlorobenzene	"	ND	----	50.0	"	"	"	"	"	
Dichlorodifluoromethane	"	ND	----	250	"	"	"	"	"	
1,1-Dichloroethane	"	ND	----	50.0	"	"	"	"	"	
1,2-Dichloroethane	"	ND	----	50.0	"	"	"	"	"	
1,1-Dichloroethene	"	ND	----	50.0	"	"	"	"	"	
cis-1,2-Dichloroethene	"	ND	----	50.0	"	"	"	"	"	
trans-1,2-Dichloroethene	"	ND	----	50.0	"	"	"	"	"	
1,2-Dichloropropane	"	ND	----	50.0	"	"	"	"	"	
1,3-Dichloropropane	"	ND	----	50.0	"	"	"	"	"	
2,2-Dichloropropane	"	ND	----	50.0	"	"	"	"	"	
1,1-Dichloropropene	"	ND	----	50.0	"	"	"	"	"	
cis-1,3-Dichloropropene	"	ND	----	50.0	"	"	"	"	"	
trans-1,3-Dichloropropene	"	ND	----	50.0	"	"	"	"	"	
Ethylbenzene	"	222	----	50.0	"	"	"	"	"	
Hexachlorobutadiene	"	ND	----	200	"	"	"	"	"	
2-Hexanone	"	ND	----	500	"	"	"	"	"	
Isopropylbenzene	"	ND	----	100	"	"	"	"	"	
p-Isopropyltoluene	"	ND	----	100	"	"	"	"	"	
4-Methyl-2-pentanone	"	ND	----	250	"	"	"	"	"	
Methyl tert-butyl ether	"	ND	----	50.0	"	"	"	"	"	
Methylene chloride	"	ND	----	250	"	"	"	"	"	
Naphthalene	"	12800	----	100	"	"	"	"	"	E
n-Propylbenzene	"	ND	----	50.0	"	"	"	"	"	
Styrene	"	ND	----	50.0	"	"	"	"	"	
1,1,1,2-Tetrachloroethane	"	ND	----	50.0	"	"	"	"	"	
1,1,2,2-Tetrachloroethane	"	ND	----	50.0	"	"	"	"	"	
Tetrachloroethene	"	ND	----	50.0	"	"	"	"	"	
Toluene	"	540	----	50.0	"	"	"	"	"	
1,2,3-Trichlorobenzene	"	ND	----	50.0	"	"	"	"	"	
1,2,4-Trichlorobenzene	"	ND	----	50.0	"	"	"	"	"	
1,1,1-Trichloroethane	"	ND	----	50.0	"	"	"	"	"	
1,1,2-Trichloroethane	"	ND	----	50.0	"	"	"	"	"	

TestAmerica - Portland, OR

The results in this report apply to the samples analyzed in accordance with the chain of custody document. This analytical report must be reproduced in its entirety.

Sarah Rockwell

Sarah Rockwell, Project Manager



SLR-Portland	Project Name: Jeld Wen- Nord Door	Report Created:
1800 Blankenship Road Suite 440	Project Number: 008.0228.00018	10/26/06 16:07
West Linn, OR 97068	Project Manager: R. Scott Miller	

Volatile Organic Compounds per EPA Method 8260B
TestAmerica - Portland, OR

Analyte	Method	Result	MDL*	MRL	Units	Dil	Batch	Prepared	Analyzed	Notes
PPI0520-06 (GP207-GW)		Water				Sampled: 09/11/06 14:25				
Trichloroethene	EPA 8260B	ND	----	50.0	ug/l	50x	6090862	09/21/06 12:42	09/22/06 03:43	
Trichlorofluoromethane	"	ND	----	50.0	"	"	"	"	"	"
1,2,3-Trichloropropane	"	ND	----	50.0	"	"	"	"	"	"
1,2,4-Trimethylbenzene	"	64.0	----	50.0	"	"	"	"	"	"
1,3,5-Trimethylbenzene	"	ND	----	50.0	"	"	"	"	"	"
Vinyl chloride	"	ND	----	50.0	"	"	"	"	"	"
o-Xylene	"	111	----	50.0	"	"	"	"	"	"
m,p-Xylene	"	232	----	100	"	"	"	"	"	"
<i>Surrogate(s): 4-BFB</i>			<i>82.5%</i>		<i>80 - 120 %</i>	<i>1x</i>				<i>"</i>
<i>1,2-DCA-d4</i>			<i>83.0%</i>		<i>80 - 120 %</i>	<i>"</i>				<i>"</i>
<i>Dibromofluoromethane</i>			<i>83.0%</i>		<i>80 - 120 %</i>	<i>"</i>				<i>"</i>
<i>Toluene-d8</i>			<i>83.0%</i>		<i>80 - 120 %</i>	<i>"</i>				<i>"</i>

PPI0520-08 (GP208-GW)		Water				Sampled: 09/12/06 15:15				
Acetone	EPA 8260B	ND	----	2500	ug/l	100x	6090862	09/21/06 12:42	09/22/06 03:14	
Benzene	"	ND	----	100	"	"	"	"	"	"
Bromobenzene	"	ND	----	100	"	"	"	"	"	"
Bromochloromethane	"	ND	----	100	"	"	"	"	"	"
Bromodichloromethane	"	ND	----	100	"	"	"	"	"	"
Bromoform	"	ND	----	100	"	"	"	"	"	"
Bromomethane	"	ND	----	500	"	"	"	"	"	"
2-Butanone (MEK)	"	ND	----	1000	"	"	"	"	"	"
n-Butylbenzene	"	ND	----	500	"	"	"	"	"	"
sec-Butylbenzene	"	ND	----	100	"	"	"	"	"	"
tert-Butylbenzene	"	ND	----	100	"	"	"	"	"	"
Carbon disulfide	"	ND	----	1000	"	"	"	"	"	"
Carbon tetrachloride	"	ND	----	100	"	"	"	"	"	"
Chlorobenzene	"	ND	----	100	"	"	"	"	"	"
Chloroethane	"	ND	----	100	"	"	"	"	"	"
Chloroform	"	ND	----	100	"	"	"	"	"	"
Chloromethane	"	ND	----	500	"	"	"	"	"	"
2-Chlorotoluene	"	ND	----	100	"	"	"	"	"	"
4-Chlorotoluene	"	ND	----	100	"	"	"	"	"	"
1,2-Dibromo-3-chloropropane	"	ND	----	500	"	"	"	"	"	"
Dibromochloromethane	"	ND	----	100	"	"	"	"	"	"
1,2-Dibromoethane	"	ND	----	100	"	"	"	"	"	"
Dibromomethane	"	ND	----	100	"	"	"	"	"	"
1,2-Dichlorobenzene	"	ND	----	100	"	"	"	"	"	"
1,3-Dichlorobenzene	"	ND	----	100	"	"	"	"	"	"
1,4-Dichlorobenzene	"	ND	----	100	"	"	"	"	"	"
Dichlorodifluoromethane	"	ND	----	500	"	"	"	"	"	"
1,1-Dichloroethane	"	ND	----	100	"	"	"	"	"	"

TestAmerica - Portland, OR

The results in this report apply to the samples analyzed in accordance with the chain of custody document. This analytical report must be reproduced in its entirety.

Sarah Rockwell

Sarah Rockwell, Project Manager



SLR-Portland	Project Name: Jeld Wen- Nord Door	Report Created:
1800 Blankenship Road Suite 440	Project Number: 008.0228.00018	10/26/06 16:07
West Linn, OR 97068	Project Manager: R. Scott Miller	

Volatile Organic Compounds per EPA Method 8260B
TestAmerica - Portland, OR

Analyte	Method	Result	MDL*	MRL	Units	Dil	Batch	Prepared	Analyzed	Notes
---------	--------	--------	------	-----	-------	-----	-------	----------	----------	-------

PPI0520-08 (GP208-GW)		Water		Sampled: 09/12/06 15:15						
1,2-Dichloroethane	EPA 8260B	ND	----	100	ug/l	100x	6090862	09/21/06 12:42	09/22/06 03:14	
1,1-Dichloroethene	"	ND	----	100	"	"	"	"	"	
cis-1,2-Dichloroethene	"	ND	----	100	"	"	"	"	"	
trans-1,2-Dichloroethene	"	ND	----	100	"	"	"	"	"	
1,2-Dichloropropane	"	ND	----	100	"	"	"	"	"	
1,3-Dichloropropane	"	ND	----	100	"	"	"	"	"	
2,2-Dichloropropane	"	ND	----	100	"	"	"	"	"	
1,1-Dichloropropene	"	ND	----	100	"	"	"	"	"	
cis-1,3-Dichloropropene	"	ND	----	100	"	"	"	"	"	
trans-1,3-Dichloropropene	"	ND	----	100	"	"	"	"	"	
Ethylbenzene	"	ND	----	100	"	"	"	"	"	
Hexachlorobutadiene	"	ND	----	400	"	"	"	"	"	
2-Hexanone	"	ND	----	1000	"	"	"	"	"	
Isopropylbenzene	"	ND	----	200	"	"	"	"	"	
p-Isopropyltoluene	"	ND	----	200	"	"	"	"	"	
4-Methyl-2-pentanone	"	ND	----	500	"	"	"	"	"	
Methyl tert-butyl ether	"	ND	----	100	"	"	"	"	"	
Methylene chloride	"	ND	----	500	"	"	"	"	"	
Naphthalene	"	11400	----	200	"	"	"	"	"	
n-Propylbenzene	"	ND	----	100	"	"	"	"	"	
Styrene	"	ND	----	100	"	"	"	"	"	
1,1,1,2-Tetrachloroethane	"	ND	----	100	"	"	"	"	"	
1,1,2,2-Tetrachloroethane	"	ND	----	100	"	"	"	"	"	
Tetrachloroethene	"	ND	----	100	"	"	"	"	"	
Toluene	"	121	----	100	"	"	"	"	"	
1,2,3-Trichlorobenzene	"	ND	----	100	"	"	"	"	"	
1,2,4-Trichlorobenzene	"	ND	----	100	"	"	"	"	"	
1,1,1-Trichloroethane	"	ND	----	100	"	"	"	"	"	
1,1,2-Trichloroethane	"	ND	----	100	"	"	"	"	"	
Trichloroethene	"	ND	----	100	"	"	"	"	"	
Trichlorofluoromethane	"	ND	----	100	"	"	"	"	"	
1,2,3-Trichloropropane	"	ND	----	100	"	"	"	"	"	
1,2,4-Trimethylbenzene	"	ND	----	100	"	"	"	"	"	
1,3,5-Trimethylbenzene	"	ND	----	100	"	"	"	"	"	
Vinyl chloride	"	ND	----	100	"	"	"	"	"	
o-Xylene	"	ND	----	100	"	"	"	"	"	
m,p-Xylene	"	ND	----	200	"	"	"	"	"	

Surrogate(s):	4-BFB	108%	80 - 120 %	1x	"
	1,2-DCA-d4	106%	80 - 120 %	"	"
	Dibromofluoromethane	108%	80 - 120 %	"	"
	Toluene-d8	109%	80 - 120 %	"	"

Sarah Rockwell

Sarah Rockwell, Project Manager



SLR-Portland	Project Name: Jeld Wen- Nord Door	Report Created:
1800 Blankenship Road Suite 440	Project Number: 008.0228.00018	10/26/06 16:07
West Linn, OR 97068	Project Manager: R. Scott Miller	

Volatile Organic Compounds per EPA Method 8260B
TestAmerica - Portland, OR

Analyte	Method	Result	MDL*	MRL	Units	Dil	Batch	Prepared	Analyzed	Notes
PPI0520-09 (GP209-GW)		Water			Sampled: 09/12/06 16:50					
Acetone	EPA 8260B	ND	----	25.0	ug/l	1x	6090949	09/23/06 09:44	09/23/06 16:43	
Benzene	"	ND	----	1.00	"	"	"	"	"	
Bromobenzene	"	ND	----	1.00	"	"	"	"	"	
Bromochloromethane	"	ND	----	1.00	"	"	"	"	"	
Bromodichloromethane	"	ND	----	1.00	"	"	"	"	"	
Bromoform	"	ND	----	1.00	"	"	"	"	"	
Bromomethane	"	ND	----	5.00	"	"	"	"	"	
2-Butanone (MEK)	"	ND	----	10.0	"	"	"	"	"	
n-Butylbenzene	"	ND	----	5.00	"	"	"	"	"	
sec-Butylbenzene	"	ND	----	1.00	"	"	"	"	"	
tert-Butylbenzene	"	ND	----	1.00	"	"	"	"	"	
Carbon disulfide	"	ND	----	10.0	"	"	"	"	"	
Carbon tetrachloride	"	ND	----	1.00	"	"	"	"	"	
Chlorobenzene	"	ND	----	1.00	"	"	"	"	"	
Chloroethane	"	ND	----	1.00	"	"	"	"	"	
Chloroform	"	ND	----	1.00	"	"	"	"	"	
Chloromethane	"	ND	----	5.00	"	"	"	"	"	
2-Chlorotoluene	"	ND	----	1.00	"	"	"	"	"	
4-Chlorotoluene	"	ND	----	1.00	"	"	"	"	"	
1,2-Dibromo-3-chloropropane	"	ND	----	5.00	"	"	"	"	"	
Dibromochloromethane	"	ND	----	1.00	"	"	"	"	"	
1,2-Dibromoethane	"	ND	----	1.00	"	"	"	"	"	
Dibromomethane	"	ND	----	1.00	"	"	"	"	"	
1,2-Dichlorobenzene	"	ND	----	1.00	"	"	"	"	"	
1,3-Dichlorobenzene	"	ND	----	1.00	"	"	"	"	"	
1,4-Dichlorobenzene	"	ND	----	1.00	"	"	"	"	"	
Dichlorodifluoromethane	"	ND	----	5.00	"	"	"	"	"	
1,1-Dichloroethane	"	ND	----	1.00	"	"	"	"	"	
1,2-Dichloroethane	"	ND	----	1.00	"	"	"	"	"	
1,1-Dichloroethene	"	ND	----	1.00	"	"	"	"	"	
cis-1,2-Dichloroethene	"	ND	----	1.00	"	"	"	"	"	
trans-1,2-Dichloroethene	"	ND	----	1.00	"	"	"	"	"	
1,2-Dichloropropane	"	ND	----	1.00	"	"	"	"	"	
1,3-Dichloropropane	"	ND	----	1.00	"	"	"	"	"	
2,2-Dichloropropane	"	ND	----	1.00	"	"	"	"	"	
1,1-Dichloropropene	"	ND	----	1.00	"	"	"	"	"	
cis-1,3-Dichloropropene	"	ND	----	1.00	"	"	"	"	"	
trans-1,3-Dichloropropene	"	ND	----	1.00	"	"	"	"	"	
Ethylbenzene	"	ND	----	1.00	"	"	"	"	"	
Hexachlorobutadiene	"	ND	----	4.00	"	"	"	"	"	
2-Hexanone	"	ND	----	10.0	"	"	"	"	"	
Isopropylbenzene	"	ND	----	2.00	"	"	"	"	"	
p-Isopropyltoluene	"	ND	----	2.00	"	"	"	"	"	

TestAmerica - Portland, OR

The results in this report apply to the samples analyzed in accordance with the chain of custody document. This analytical report must be reproduced in its entirety.

Sarah Rockwell

Sarah Rockwell, Project Manager



SLR-Portland	Project Name: Jeld Wen- Nord Door	Report Created:
1800 Blankenship Road Suite 440	Project Number: 008.0228.00018	10/26/06 16:07
West Linn, OR 97068	Project Manager: R. Scott Miller	

Volatile Organic Compounds per EPA Method 8260B
TestAmerica - Portland, OR

Analyte	Method	Result	MDL*	MRL	Units	Dil	Batch	Prepared	Analyzed	Notes	
PPI0520-09 (GP209-GW)		Water				Sampled: 09/12/06 16:50					
4-Methyl-2-pentanone	EPA 8260B	ND	----	5.00	ug/l	1x	6090949	09/23/06 09:44	09/23/06 16:43		
Methyl tert-butyl ether	"	ND	----	1.00	"	"	"	"	"		
Methylene chloride	"	ND	----	5.00	"	"	"	"	"		
Naphthalene	"	ND	----	2.00	"	"	"	"	"		
n-Propylbenzene	"	ND	----	1.00	"	"	"	"	"		
Styrene	"	ND	----	1.00	"	"	"	"	"		
1,1,1,2-Tetrachloroethane	"	ND	----	1.00	"	"	"	"	"		
1,1,2,2-Tetrachloroethane	"	ND	----	1.00	"	"	"	"	"		
Tetrachloroethene	"	ND	----	1.00	"	"	"	"	"		
Toluene	"	ND	----	1.00	"	"	"	"	"		
1,2,3-Trichlorobenzene	"	ND	----	1.00	"	"	"	"	"		
1,2,4-Trichlorobenzene	"	ND	----	1.00	"	"	"	"	"		
1,1,1-Trichloroethane	"	ND	----	1.00	"	"	"	"	"		
1,1,2-Trichloroethane	"	ND	----	1.00	"	"	"	"	"		
Trichloroethene	"	ND	----	1.00	"	"	"	"	"		
Trichlorofluoromethane	"	ND	----	1.00	"	"	"	"	"		
1,2,3-Trichloropropane	"	ND	----	1.00	"	"	"	"	"		
1,2,4-Trimethylbenzene	"	ND	----	1.00	"	"	"	"	"		
1,3,5-Trimethylbenzene	"	ND	----	1.00	"	"	"	"	"		
Vinyl chloride	"	ND	----	1.00	"	"	"	"	"		
o-Xylene	"	ND	----	1.00	"	"	"	"	"		
m,p-Xylene	"	ND	----	2.00	"	"	"	"	"		
<i>Surrogate(s): 4-BFB</i>			<i>84.0%</i>		<i>80 - 120 %</i>	"				"	
<i>1,2-DCA-d4</i>			<i>97.5%</i>		<i>80 - 120 %</i>	"				"	
<i>Dibromofluoromethane</i>			<i>95.0%</i>		<i>80 - 120 %</i>	"				"	
<i>Toluene-d8</i>			<i>91.0%</i>		<i>80 - 120 %</i>	"				"	

PPI0520-10 (GP210-GW)		Water				Sampled: 09/12/06 17:10					
Acetone	EPA 8260B	ND	----	25.0	ug/l	1x	6090949	09/23/06 09:44	09/23/06 17:12		
Benzene	"	ND	----	1.00	"	"	"	"	"		
Bromobenzene	"	ND	----	1.00	"	"	"	"	"		
Bromochloromethane	"	ND	----	1.00	"	"	"	"	"		
Bromodichloromethane	"	ND	----	1.00	"	"	"	"	"		
Bromoform	"	ND	----	1.00	"	"	"	"	"		
Bromomethane	"	ND	----	5.00	"	"	"	"	"		
2-Butanone (MEK)	"	ND	----	10.0	"	"	"	"	"		
n-Butylbenzene	"	ND	----	5.00	"	"	"	"	"		
sec-Butylbenzene	"	ND	----	1.00	"	"	"	"	"		
tert-Butylbenzene	"	ND	----	1.00	"	"	"	"	"		
Carbon disulfide	"	ND	----	10.0	"	"	"	"	"		
Carbon tetrachloride	"	ND	----	1.00	"	"	"	"	"		
Chlorobenzene	"	ND	----	1.00	"	"	"	"	"		

TestAmerica - Portland, OR

The results in this report apply to the samples analyzed in accordance with the chain of custody document. This analytical report must be reproduced in its entirety.

Sarah Rockwell

Sarah Rockwell, Project Manager



SLR-Portland	Project Name: Jeld Wen- Nord Door	Report Created:
1800 Blankenship Road Suite 440	Project Number: 008.0228.00018	10/26/06 16:07
West Linn, OR 97068	Project Manager: R. Scott Miller	

Volatile Organic Compounds per EPA Method 8260B
TestAmerica - Portland, OR

Analyte	Method	Result	MDL*	MRL	Units	Dil	Batch	Prepared	Analyzed	Notes
PPI0520-10 (GP210-GW)		Water			Sampled: 09/12/06 17:10					
Chloroethane	EPA 8260B	ND	----	1.00	ug/l	1x	6090949	09/23/06 09:44	09/23/06 17:12	
Chloroform	"	ND	----	1.00	"	"	"	"	"	
Chloromethane	"	ND	----	5.00	"	"	"	"	"	
2-Chlorotoluene	"	ND	----	1.00	"	"	"	"	"	
4-Chlorotoluene	"	ND	----	1.00	"	"	"	"	"	
1,2-Dibromo-3-chloropropane	"	ND	----	5.00	"	"	"	"	"	
Dibromochloromethane	"	ND	----	1.00	"	"	"	"	"	
1,2-Dibromoethane	"	ND	----	1.00	"	"	"	"	"	
Dibromomethane	"	ND	----	1.00	"	"	"	"	"	
1,2-Dichlorobenzene	"	ND	----	1.00	"	"	"	"	"	
1,3-Dichlorobenzene	"	ND	----	1.00	"	"	"	"	"	
1,4-Dichlorobenzene	"	ND	----	1.00	"	"	"	"	"	
Dichlorodifluoromethane	"	ND	----	5.00	"	"	"	"	"	
1,1-Dichloroethane	"	ND	----	1.00	"	"	"	"	"	
1,2-Dichloroethane	"	ND	----	1.00	"	"	"	"	"	
1,1-Dichloroethene	"	ND	----	1.00	"	"	"	"	"	
cis-1,2-Dichloroethene	"	ND	----	1.00	"	"	"	"	"	
trans-1,2-Dichloroethene	"	ND	----	1.00	"	"	"	"	"	
1,2-Dichloropropane	"	ND	----	1.00	"	"	"	"	"	
1,3-Dichloropropane	"	ND	----	1.00	"	"	"	"	"	
2,2-Dichloropropane	"	ND	----	1.00	"	"	"	"	"	
1,1-Dichloropropene	"	ND	----	1.00	"	"	"	"	"	
cis-1,3-Dichloropropene	"	ND	----	1.00	"	"	"	"	"	
trans-1,3-Dichloropropene	"	ND	----	1.00	"	"	"	"	"	
Ethylbenzene	"	ND	----	1.00	"	"	"	"	"	
Hexachlorobutadiene	"	ND	----	4.00	"	"	"	"	"	
2-Hexanone	"	ND	----	10.0	"	"	"	"	"	
Isopropylbenzene	"	ND	----	2.00	"	"	"	"	"	
p-Isopropyltoluene	"	ND	----	2.00	"	"	"	"	"	
4-Methyl-2-pentanone	"	ND	----	5.00	"	"	"	"	"	
Methyl tert-butyl ether	"	ND	----	1.00	"	"	"	"	"	
Methylene chloride	"	ND	----	5.00	"	"	"	"	"	
Naphthalene	"	ND	----	2.00	"	"	"	"	"	
n-Propylbenzene	"	ND	----	1.00	"	"	"	"	"	
Styrene	"	ND	----	1.00	"	"	"	"	"	
1,1,1,2-Tetrachloroethane	"	ND	----	1.00	"	"	"	"	"	
1,1,2,2-Tetrachloroethane	"	ND	----	1.00	"	"	"	"	"	
Tetrachloroethene	"	ND	----	1.00	"	"	"	"	"	
Toluene	"	ND	----	1.00	"	"	"	"	"	
1,2,3-Trichlorobenzene	"	ND	----	1.00	"	"	"	"	"	
1,2,4-Trichlorobenzene	"	ND	----	1.00	"	"	"	"	"	
1,1,1-Trichloroethane	"	ND	----	1.00	"	"	"	"	"	
1,1,2-Trichloroethane	"	ND	----	1.00	"	"	"	"	"	

TestAmerica - Portland, OR

The results in this report apply to the samples analyzed in accordance with the chain of custody document. This analytical report must be reproduced in its entirety.

Sarah Rockwell

Sarah Rockwell, Project Manager



SLR-Portland	Project Name: Jeld Wen- Nord Door	Report Created:
1800 Blankenship Road Suite 440	Project Number: 008.0228.00018	10/26/06 16:07
West Linn, OR 97068	Project Manager: R. Scott Miller	

Volatile Organic Compounds per EPA Method 8260B
TestAmerica - Portland, OR

Analyte	Method	Result	MDL*	MRL	Units	Dil	Batch	Prepared	Analyzed	Notes
PPI0520-10 (GP210-GW)		Water			Sampled: 09/12/06 17:10					
Trichloroethene	EPA 8260B	ND	----	1.00	ug/l	1x	6090949	09/23/06 09:44	09/23/06 17:12	
Trichlorofluoromethane	"	ND	----	1.00	"	"	"	"	"	
1,2,3-Trichloropropane	"	ND	----	1.00	"	"	"	"	"	
1,2,4-Trimethylbenzene	"	ND	----	1.00	"	"	"	"	"	
1,3,5-Trimethylbenzene	"	ND	----	1.00	"	"	"	"	"	
Vinyl chloride	"	ND	----	1.00	"	"	"	"	"	
o-Xylene	"	ND	----	1.00	"	"	"	"	"	
m,p-Xylene	"	ND	----	2.00	"	"	"	"	"	
<i>Surrogate(s): 4-BFB</i>			88.5%		80 - 120 %	"				"
<i>1,2-DCA-d4</i>			106%		80 - 120 %	"				"
<i>Dibromofluoromethane</i>			102%		80 - 120 %	"				"
<i>Toluene-d8</i>			100%		80 - 120 %	"				"

PPI0520-11 (GP211-GW)		Water			Sampled: 09/11/06 16:00					
Acetone	EPA 8260B	ND	----	25.0	ug/l	1x	6090949	09/23/06 09:44	09/23/06 17:40	
Benzene	"	ND	----	1.00	"	"	"	"	"	
Bromobenzene	"	ND	----	1.00	"	"	"	"	"	
Bromochloromethane	"	ND	----	1.00	"	"	"	"	"	
Bromodichloromethane	"	ND	----	1.00	"	"	"	"	"	
Bromoform	"	ND	----	1.00	"	"	"	"	"	
Bromomethane	"	ND	----	5.00	"	"	"	"	"	
2-Butanone (MEK)	"	ND	----	10.0	"	"	"	"	"	
n-Butylbenzene	"	ND	----	5.00	"	"	"	"	"	
sec-Butylbenzene	"	ND	----	1.00	"	"	"	"	"	
tert-Butylbenzene	"	ND	----	1.00	"	"	"	"	"	
Carbon disulfide	"	ND	----	10.0	"	"	"	"	"	
Carbon tetrachloride	"	ND	----	1.00	"	"	"	"	"	
Chlorobenzene	"	ND	----	1.00	"	"	"	"	"	
Chloroethane	"	ND	----	1.00	"	"	"	"	"	
Chloroform	"	ND	----	1.00	"	"	"	"	"	
Chloromethane	"	ND	----	5.00	"	"	"	"	"	
2-Chlorotoluene	"	ND	----	1.00	"	"	"	"	"	
4-Chlorotoluene	"	ND	----	1.00	"	"	"	"	"	
1,2-Dibromo-3-chloropropane	"	ND	----	5.00	"	"	"	"	"	
Dibromochloromethane	"	ND	----	1.00	"	"	"	"	"	
1,2-Dibromoethane	"	ND	----	1.00	"	"	"	"	"	
Dibromomethane	"	ND	----	1.00	"	"	"	"	"	
1,2-Dichlorobenzene	"	ND	----	1.00	"	"	"	"	"	
1,3-Dichlorobenzene	"	ND	----	1.00	"	"	"	"	"	
1,4-Dichlorobenzene	"	ND	----	1.00	"	"	"	"	"	
Dichlorodifluoromethane	"	ND	----	5.00	"	"	"	"	"	
1,1-Dichloroethane	"	ND	----	1.00	"	"	"	"	"	

TestAmerica - Portland, OR

The results in this report apply to the samples analyzed in accordance with the chain of custody document. This analytical report must be reproduced in its entirety.

Sarah Rockwell

Sarah Rockwell, Project Manager



SLR-Portland	Project Name: Jeld Wen- Nord Door	Report Created:
1800 Blankenship Road Suite 440	Project Number: 008.0228.00018	10/26/06 16:07
West Linn, OR 97068	Project Manager: R. Scott Miller	

Volatile Organic Compounds per EPA Method 8260B
 TestAmerica - Portland, OR

Analyte	Method	Result	MDL*	MRL	Units	Dil	Batch	Prepared	Analyzed	Notes
---------	--------	--------	------	-----	-------	-----	-------	----------	----------	-------

PPI0520-11 (GP211-GW)		Water			Sampled: 09/11/06 16:00					
1,2-Dichloroethane	EPA 8260B	ND	----	1.00	ug/l	1x	6090949	09/23/06 09:44	09/23/06 17:40	
1,1-Dichloroethene	"	ND	----	1.00	"	"	"	"	"	
cis-1,2-Dichloroethene	"	ND	----	1.00	"	"	"	"	"	
trans-1,2-Dichloroethene	"	ND	----	1.00	"	"	"	"	"	
1,2-Dichloropropane	"	ND	----	1.00	"	"	"	"	"	
1,3-Dichloropropane	"	ND	----	1.00	"	"	"	"	"	
2,2-Dichloropropane	"	ND	----	1.00	"	"	"	"	"	
1,1-Dichloropropene	"	ND	----	1.00	"	"	"	"	"	
cis-1,3-Dichloropropene	"	ND	----	1.00	"	"	"	"	"	
trans-1,3-Dichloropropene	"	ND	----	1.00	"	"	"	"	"	
Ethylbenzene	"	ND	----	1.00	"	"	"	"	"	
Hexachlorobutadiene	"	ND	----	4.00	"	"	"	"	"	
2-Hexanone	"	ND	----	10.0	"	"	"	"	"	
Isopropylbenzene	"	ND	----	2.00	"	"	"	"	"	
p-Isopropyltoluene	"	ND	----	2.00	"	"	"	"	"	
4-Methyl-2-pentanone	"	ND	----	5.00	"	"	"	"	"	
Methyl tert-butyl ether	"	ND	----	1.00	"	"	"	"	"	
Methylene chloride	"	ND	----	5.00	"	"	"	"	"	
Naphthalene	"	ND	----	2.00	"	"	"	"	"	
n-Propylbenzene	"	ND	----	1.00	"	"	"	"	"	
Styrene	"	ND	----	1.00	"	"	"	"	"	
1,1,1,2-Tetrachloroethane	"	ND	----	1.00	"	"	"	"	"	
1,1,2,2-Tetrachloroethane	"	ND	----	1.00	"	"	"	"	"	
Tetrachloroethene	"	ND	----	1.00	"	"	"	"	"	
Toluene	"	ND	----	1.00	"	"	"	"	"	
1,2,3-Trichlorobenzene	"	ND	----	1.00	"	"	"	"	"	
1,2,4-Trichlorobenzene	"	ND	----	1.00	"	"	"	"	"	
1,1,1-Trichloroethane	"	ND	----	1.00	"	"	"	"	"	
1,1,2-Trichloroethane	"	ND	----	1.00	"	"	"	"	"	
Trichloroethene	"	ND	----	1.00	"	"	"	"	"	
Trichlorofluoromethane	"	ND	----	1.00	"	"	"	"	"	
1,2,3-Trichloropropane	"	ND	----	1.00	"	"	"	"	"	
1,2,4-Trimethylbenzene	"	ND	----	1.00	"	"	"	"	"	
1,3,5-Trimethylbenzene	"	ND	----	1.00	"	"	"	"	"	
Vinyl chloride	"	ND	----	1.00	"	"	"	"	"	
o-Xylene	"	ND	----	1.00	"	"	"	"	"	
m,p-Xylene	"	ND	----	2.00	"	"	"	"	"	

Surrogate(s):	4-BFB	85.5%	80 - 120 %	"	"
	1,2-DCA-d4	104%	80 - 120 %	"	"
	Dibromofluoromethane	99.0%	80 - 120 %	"	"
	Toluene-d8	96.0%	80 - 120 %	"	"

TestAmerica - Portland, OR

The results in this report apply to the samples analyzed in accordance with the chain of custody document. This analytical report must be reproduced in its entirety.

Sarah Rockwell

Sarah Rockwell, Project Manager



SLR-Portland	Project Name: Jeld Wen- Nord Door	
1800 Blankenship Road Suite 440	Project Number: 008.0228.00018	Report Created:
West Linn, OR 97068	Project Manager: R. Scott Miller	10/26/06 16:07

Volatile Organic Compounds per EPA Method 8260B
 TestAmerica - Portland, OR

Analyte	Method	Result	MDL*	MRL	Units	Dil	Batch	Prepared	Analyzed	Notes
PPI0520-12 (GP212-GW)		Water			Sampled: 09/11/06 17:10					
Acetone	EPA 8260B	ND	----	25.0	ug/l	1x	6090949	09/23/06 09:44	09/23/06 18:09	
Benzene	"	ND	----	1.00	"	"	"	"	"	
Bromobenzene	"	ND	----	1.00	"	"	"	"	"	
Bromochloromethane	"	ND	----	1.00	"	"	"	"	"	
Bromodichloromethane	"	ND	----	1.00	"	"	"	"	"	
Bromoform	"	ND	----	1.00	"	"	"	"	"	
Bromomethane	"	ND	----	5.00	"	"	"	"	"	
2-Butanone (MEK)	"	ND	----	10.0	"	"	"	"	"	
n-Butylbenzene	"	ND	----	5.00	"	"	"	"	"	
sec-Butylbenzene	"	ND	----	1.00	"	"	"	"	"	
tert-Butylbenzene	"	ND	----	1.00	"	"	"	"	"	
Carbon disulfide	"	ND	----	10.0	"	"	"	"	"	
Carbon tetrachloride	"	ND	----	1.00	"	"	"	"	"	
Chlorobenzene	"	ND	----	1.00	"	"	"	"	"	
Chloroethane	"	ND	----	1.00	"	"	"	"	"	
Chloroform	"	ND	----	1.00	"	"	"	"	"	
Chloromethane	"	ND	----	5.00	"	"	"	"	"	
2-Chlorotoluene	"	ND	----	1.00	"	"	"	"	"	
4-Chlorotoluene	"	ND	----	1.00	"	"	"	"	"	
1,2-Dibromo-3-chloropropane	"	ND	----	5.00	"	"	"	"	"	
Dibromochloromethane	"	ND	----	1.00	"	"	"	"	"	
1,2-Dibromoethane	"	ND	----	1.00	"	"	"	"	"	
Dibromomethane	"	ND	----	1.00	"	"	"	"	"	
1,2-Dichlorobenzene	"	ND	----	1.00	"	"	"	"	"	
1,3-Dichlorobenzene	"	ND	----	1.00	"	"	"	"	"	
1,4-Dichlorobenzene	"	ND	----	1.00	"	"	"	"	"	
Dichlorodifluoromethane	"	ND	----	5.00	"	"	"	"	"	
1,1-Dichloroethane	"	ND	----	1.00	"	"	"	"	"	
1,2-Dichloroethane	"	ND	----	1.00	"	"	"	"	"	
1,1-Dichloroethene	"	ND	----	1.00	"	"	"	"	"	
cis-1,2-Dichloroethene	"	ND	----	1.00	"	"	"	"	"	
trans-1,2-Dichloroethene	"	ND	----	1.00	"	"	"	"	"	
1,2-Dichloropropane	"	ND	----	1.00	"	"	"	"	"	
1,3-Dichloropropane	"	ND	----	1.00	"	"	"	"	"	
2,2-Dichloropropane	"	ND	----	1.00	"	"	"	"	"	
1,1-Dichloropropene	"	ND	----	1.00	"	"	"	"	"	
cis-1,3-Dichloropropene	"	ND	----	1.00	"	"	"	"	"	
trans-1,3-Dichloropropene	"	ND	----	1.00	"	"	"	"	"	
Ethylbenzene	"	ND	----	1.00	"	"	"	"	"	
Hexachlorobutadiene	"	ND	----	4.00	"	"	"	"	"	
2-Hexanone	"	ND	----	10.0	"	"	"	"	"	
Isopropylbenzene	"	ND	----	2.00	"	"	"	"	"	
p-Isopropyltoluene	"	ND	----	2.00	"	"	"	"	"	

TestAmerica - Portland, OR

The results in this report apply to the samples analyzed in accordance with the chain of custody document. This analytical report must be reproduced in its entirety.

Sarah Rockwell

Sarah Rockwell, Project Manager



SLR-Portland	Project Name: Jeld Wen- Nord Door	Report Created:
1800 Blankenship Road Suite 440	Project Number: 008.0228.00018	10/26/06 16:07
West Linn, OR 97068	Project Manager: R. Scott Miller	

Volatile Organic Compounds per EPA Method 8260B
TestAmerica - Portland, OR

Analyte	Method	Result	MDL*	MRL	Units	Dil	Batch	Prepared	Analyzed	Notes
PPI0520-12 (GP212-GW)		Water		Sampled: 09/11/06 17:10						
4-Methyl-2-pentanone	EPA 8260B	ND	----	5.00	ug/l	1x	6090949	09/23/06 09:44	09/23/06 18:09	
Methyl tert-butyl ether	"	ND	----	1.00	"	"	"	"	"	
Methylene chloride	"	ND	----	5.00	"	"	"	"	"	
Naphthalene	"	ND	----	2.00	"	"	"	"	"	
n-Propylbenzene	"	ND	----	1.00	"	"	"	"	"	
Styrene	"	ND	----	1.00	"	"	"	"	"	
1,1,1,2-Tetrachloroethane	"	ND	----	1.00	"	"	"	"	"	
1,1,2,2-Tetrachloroethane	"	ND	----	1.00	"	"	"	"	"	
Tetrachloroethene	"	ND	----	1.00	"	"	"	"	"	
Toluene	"	ND	----	1.00	"	"	"	"	"	
1,2,3-Trichlorobenzene	"	ND	----	1.00	"	"	"	"	"	
1,2,4-Trichlorobenzene	"	ND	----	1.00	"	"	"	"	"	
1,1,1-Trichloroethane	"	ND	----	1.00	"	"	"	"	"	
1,1,2-Trichloroethane	"	ND	----	1.00	"	"	"	"	"	
Trichloroethene	"	ND	----	1.00	"	"	"	"	"	
Trichlorofluoromethane	"	ND	----	1.00	"	"	"	"	"	
1,2,3-Trichloropropane	"	ND	----	1.00	"	"	"	"	"	
1,2,4-Trimethylbenzene	"	ND	----	1.00	"	"	"	"	"	
1,3,5-Trimethylbenzene	"	ND	----	1.00	"	"	"	"	"	
Vinyl chloride	"	ND	----	1.00	"	"	"	"	"	
o-Xylene	"	ND	----	1.00	"	"	"	"	"	
m,p-Xylene	"	ND	----	2.00	"	"	"	"	"	
<i>Surrogate(s): 4-BFB</i>			85.0%		80 - 120 %	"				"
<i>1,2-DCA-d4</i>			104%		80 - 120 %	"				"
<i>Dibromofluoromethane</i>			100%		80 - 120 %	"				"
<i>Toluene-d8</i>			94.5%		80 - 120 %	"				"

PPI0520-13 (GP214-GW)		Water		Sampled: 09/12/06 10:30						
Acetone	EPA 8260B	ND	----	1250	ug/l	50x	6090862	09/21/06 12:42	09/22/06 02:16	
Benzene	"	ND	----	50.0	"	"	"	"	"	
Bromobenzene	"	ND	----	50.0	"	"	"	"	"	
Bromochloromethane	"	ND	----	50.0	"	"	"	"	"	
Bromodichloromethane	"	ND	----	50.0	"	"	"	"	"	
Bromoform	"	ND	----	50.0	"	"	"	"	"	
Bromomethane	"	ND	----	250	"	"	"	"	"	
2-Butanone (MEK)	"	ND	----	500	"	"	"	"	"	
n-Butylbenzene	"	ND	----	250	"	"	"	"	"	
sec-Butylbenzene	"	ND	----	50.0	"	"	"	"	"	
tert-Butylbenzene	"	ND	----	50.0	"	"	"	"	"	
Carbon disulfide	"	ND	----	500	"	"	"	"	"	
Carbon tetrachloride	"	ND	----	50.0	"	"	"	"	"	
Chlorobenzene	"	ND	----	50.0	"	"	"	"	"	

TestAmerica - Portland, OR

The results in this report apply to the samples analyzed in accordance with the chain of custody document. This analytical report must be reproduced in its entirety.

Sarah Rockwell

Sarah Rockwell, Project Manager



SLR-Portland	Project Name: Jeld Wen- Nord Door	Report Created:
1800 Blankenship Road Suite 440	Project Number: 008.0228.00018	10/26/06 16:07
West Linn, OR 97068	Project Manager: R. Scott Miller	

Volatile Organic Compounds per EPA Method 8260B
TestAmerica - Portland, OR

Analyte	Method	Result	MDL*	MRL	Units	Dil	Batch	Prepared	Analyzed	Notes
PPI0520-13 (GP214-GW)		Water			Sampled: 09/12/06 10:30					
Chloroethane	EPA 8260B	ND	----	50.0	ug/l	50x	6090862	09/21/06 12:42	09/22/06 02:16	
Chloroform	"	ND	----	50.0	"	"	"	"	"	
Chloromethane	"	ND	----	250	"	"	"	"	"	
2-Chlorotoluene	"	ND	----	50.0	"	"	"	"	"	
4-Chlorotoluene	"	ND	----	50.0	"	"	"	"	"	
1,2-Dibromo-3-chloropropane	"	ND	----	250	"	"	"	"	"	
Dibromochloromethane	"	ND	----	50.0	"	"	"	"	"	
1,2-Dibromoethane	"	ND	----	50.0	"	"	"	"	"	
Dibromomethane	"	ND	----	50.0	"	"	"	"	"	
1,2-Dichlorobenzene	"	ND	----	50.0	"	"	"	"	"	
1,3-Dichlorobenzene	"	ND	----	50.0	"	"	"	"	"	
1,4-Dichlorobenzene	"	ND	----	50.0	"	"	"	"	"	
Dichlorodifluoromethane	"	ND	----	250	"	"	"	"	"	
1,1-Dichloroethane	"	ND	----	50.0	"	"	"	"	"	
1,2-Dichloroethane	"	ND	----	50.0	"	"	"	"	"	
1,1-Dichloroethene	"	ND	----	50.0	"	"	"	"	"	
cis-1,2-Dichloroethene	"	ND	----	50.0	"	"	"	"	"	
trans-1,2-Dichloroethene	"	ND	----	50.0	"	"	"	"	"	
1,2-Dichloropropane	"	ND	----	50.0	"	"	"	"	"	
1,3-Dichloropropane	"	ND	----	50.0	"	"	"	"	"	
2,2-Dichloropropane	"	ND	----	50.0	"	"	"	"	"	
1,1-Dichloropropene	"	ND	----	50.0	"	"	"	"	"	
cis-1,3-Dichloropropene	"	ND	----	50.0	"	"	"	"	"	
trans-1,3-Dichloropropene	"	ND	----	50.0	"	"	"	"	"	
Ethylbenzene	"	ND	----	50.0	"	"	"	"	"	
Hexachlorobutadiene	"	ND	----	200	"	"	"	"	"	
2-Hexanone	"	ND	----	500	"	"	"	"	"	
Isopropylbenzene	"	ND	----	100	"	"	"	"	"	
p-Isopropyltoluene	"	ND	----	100	"	"	"	"	"	
4-Methyl-2-pentanone	"	ND	----	250	"	"	"	"	"	
Methyl tert-butyl ether	"	ND	----	50.0	"	"	"	"	"	
Methylene chloride	"	ND	----	250	"	"	"	"	"	
Naphthalene	"	7140	----	100	"	"	"	"	"	
n-Propylbenzene	"	ND	----	50.0	"	"	"	"	"	
Styrene	"	ND	----	50.0	"	"	"	"	"	
1,1,1,2-Tetrachloroethane	"	ND	----	50.0	"	"	"	"	"	
1,1,2,2-Tetrachloroethane	"	ND	----	50.0	"	"	"	"	"	
Tetrachloroethene	"	ND	----	50.0	"	"	"	"	"	
Toluene	"	ND	----	50.0	"	"	"	"	"	
1,2,3-Trichlorobenzene	"	ND	----	50.0	"	"	"	"	"	
1,2,4-Trichlorobenzene	"	ND	----	50.0	"	"	"	"	"	
1,1,1-Trichloroethane	"	ND	----	50.0	"	"	"	"	"	
1,1,2-Trichloroethane	"	ND	----	50.0	"	"	"	"	"	

TestAmerica - Portland, OR

The results in this report apply to the samples analyzed in accordance with the chain of custody document. This analytical report must be reproduced in its entirety.

Sarah Rockwell

Sarah Rockwell, Project Manager



SLR-Portland	Project Name: Jeld Wen- Nord Door	Report Created:
1800 Blankenship Road Suite 440	Project Number: 008.0228.00018	10/26/06 16:07
West Linn, OR 97068	Project Manager: R. Scott Miller	

Volatile Organic Compounds per EPA Method 8260B
TestAmerica - Portland, OR

Analyte	Method	Result	MDL*	MRL	Units	Dil	Batch	Prepared	Analyzed	Notes
PPI0520-13 (GP214-GW)		Water			Sampled: 09/12/06 10:30					
Trichloroethene	EPA 8260B	ND	----	50.0	ug/l	50x	6090862	09/21/06 12:42	09/22/06 02:16	
Trichlorofluoromethane	"	ND	----	50.0	"	"	"	"	"	
1,2,3-Trichloropropane	"	ND	----	50.0	"	"	"	"	"	
1,2,4-Trimethylbenzene	"	ND	----	50.0	"	"	"	"	"	
1,3,5-Trimethylbenzene	"	ND	----	50.0	"	"	"	"	"	
Vinyl chloride	"	ND	----	50.0	"	"	"	"	"	
o-Xylene	"	ND	----	50.0	"	"	"	"	"	
m,p-Xylene	"	ND	----	100	"	"	"	"	"	
<i>Surrogate(s): 4-BFB</i>			<i>84.5%</i>		<i>80 - 120 %</i>	<i>1x</i>				<i>"</i>
<i>1,2-DCA-d4</i>			<i>83.0%</i>		<i>80 - 120 %</i>	<i>"</i>				<i>"</i>
<i>Dibromofluoromethane</i>			<i>84.0%</i>		<i>80 - 120 %</i>	<i>"</i>				<i>"</i>
<i>Toluene-d8</i>			<i>83.5%</i>		<i>80 - 120 %</i>	<i>"</i>				<i>"</i>
PPI0520-14 (GP215-GW)		Water			Sampled: 09/12/06 11:00					
Acetone	EPA 8260B	ND	----	25.0	ug/l	1x	6090949	09/23/06 09:44	09/23/06 18:38	
Benzene	"	66.3	----	1.00	"	"	"	"	"	
Bromobenzene	"	ND	----	1.00	"	"	"	"	"	
Bromochloromethane	"	ND	----	1.00	"	"	"	"	"	
Bromodichloromethane	"	ND	----	1.00	"	"	"	"	"	
Bromoform	"	ND	----	1.00	"	"	"	"	"	
Bromomethane	"	ND	----	5.00	"	"	"	"	"	
2-Butanone (MEK)	"	ND	----	10.0	"	"	"	"	"	
n-Butylbenzene	"	ND	----	5.00	"	"	"	"	"	
sec-Butylbenzene	"	ND	----	1.00	"	"	"	"	"	
tert-Butylbenzene	"	ND	----	1.00	"	"	"	"	"	
Carbon disulfide	"	ND	----	10.0	"	"	"	"	"	
Carbon tetrachloride	"	ND	----	1.00	"	"	"	"	"	
Chlorobenzene	"	ND	----	1.00	"	"	"	"	"	
Chloroethane	"	ND	----	1.00	"	"	"	"	"	
Chloroform	"	ND	----	1.00	"	"	"	"	"	
Chloromethane	"	ND	----	5.00	"	"	"	"	"	
2-Chlorotoluene	"	ND	----	1.00	"	"	"	"	"	
4-Chlorotoluene	"	ND	----	1.00	"	"	"	"	"	
1,2-Dibromo-3-chloropropane	"	ND	----	5.00	"	"	"	"	"	
Dibromochloromethane	"	ND	----	1.00	"	"	"	"	"	
1,2-Dibromoethane	"	ND	----	1.00	"	"	"	"	"	
Dibromomethane	"	ND	----	1.00	"	"	"	"	"	
1,2-Dichlorobenzene	"	ND	----	1.00	"	"	"	"	"	
1,3-Dichlorobenzene	"	ND	----	1.00	"	"	"	"	"	
1,4-Dichlorobenzene	"	ND	----	1.00	"	"	"	"	"	
Dichlorodifluoromethane	"	ND	----	5.00	"	"	"	"	"	
1,1-Dichloroethane	"	ND	----	1.00	"	"	"	"	"	

TestAmerica - Portland, OR

The results in this report apply to the samples analyzed in accordance with the chain of custody document. This analytical report must be reproduced in its entirety.

Sarah Rockwell

Sarah Rockwell, Project Manager



SLR-Portland	Project Name: Jeld Wen- Nord Door	Report Created:
1800 Blankenship Road Suite 440	Project Number: 008.0228.00018	10/26/06 16:07
West Linn, OR 97068	Project Manager: R. Scott Miller	

Volatile Organic Compounds per EPA Method 8260B
 TestAmerica - Portland, OR

Analyte	Method	Result	MDL*	MRL	Units	Dil	Batch	Prepared	Analyzed	Notes
PPI0520-14 (GP215-GW)		Water		Sampled: 09/12/06 11:00						
1,2-Dichloroethane	EPA 8260B	ND	----	1.00	ug/l	1x	6090949	09/23/06 09:44	09/23/06 18:38	
1,1-Dichloroethene	"	ND	----	1.00	"	"	"	"	"	
cis-1,2-Dichloroethene	"	ND	----	1.00	"	"	"	"	"	
trans-1,2-Dichloroethene	"	ND	----	1.00	"	"	"	"	"	
1,2-Dichloropropane	"	ND	----	1.00	"	"	"	"	"	
1,3-Dichloropropane	"	ND	----	1.00	"	"	"	"	"	
2,2-Dichloropropane	"	ND	----	1.00	"	"	"	"	"	
1,1-Dichloropropene	"	ND	----	1.00	"	"	"	"	"	
cis-1,3-Dichloropropene	"	ND	----	1.00	"	"	"	"	"	
trans-1,3-Dichloropropene	"	ND	----	1.00	"	"	"	"	"	
Ethylbenzene	"	77.8	----	1.00	"	"	"	"	"	
Hexachlorobutadiene	"	ND	----	4.00	"	"	"	"	"	
2-Hexanone	"	ND	----	10.0	"	"	"	"	"	
Isopropylbenzene	"	6.72	----	2.00	"	"	"	"	"	
p-Isopropyltoluene	"	ND	----	2.00	"	"	"	"	"	
4-Methyl-2-pentanone	"	ND	----	5.00	"	"	"	"	"	
Methyl tert-butyl ether	"	ND	----	1.00	"	"	"	"	"	
Methylene chloride	"	ND	----	5.00	"	"	"	"	"	
Naphthalene	"	474	----	2.00	"	"	"	"	"	E
n-Propylbenzene	"	1.49	----	1.00	"	"	"	"	"	
Styrene	"	ND	----	1.00	"	"	"	"	"	
1,1,1,2-Tetrachloroethane	"	ND	----	1.00	"	"	"	"	"	
1,1,2,2-Tetrachloroethane	"	ND	----	1.00	"	"	"	"	"	
Tetrachloroethene	"	ND	----	1.00	"	"	"	"	"	
Toluene	"	1.18	----	1.00	"	"	"	"	"	
1,2,3-Trichlorobenzene	"	ND	----	1.00	"	"	"	"	"	
1,2,4-Trichlorobenzene	"	ND	----	1.00	"	"	"	"	"	
1,1,1-Trichloroethane	"	ND	----	1.00	"	"	"	"	"	
1,1,2-Trichloroethane	"	ND	----	1.00	"	"	"	"	"	
Trichloroethene	"	ND	----	1.00	"	"	"	"	"	
Trichlorofluoromethane	"	ND	----	1.00	"	"	"	"	"	
1,2,3-Trichloropropane	"	ND	----	1.00	"	"	"	"	"	
1,2,4-Trimethylbenzene	"	33.0	----	1.00	"	"	"	"	"	
1,3,5-Trimethylbenzene	"	1.03	----	1.00	"	"	"	"	"	
Vinyl chloride	"	ND	----	1.00	"	"	"	"	"	
o-Xylene	"	6.74	----	1.00	"	"	"	"	"	
m,p-Xylene	"	29.2	----	2.00	"	"	"	"	"	
<i>Surrogate(s): 4-BFB</i>				99.0%		80 - 120 %	"			"
<i>1,2-DCA-d4</i>				96.5%		80 - 120 %	"			"
<i>Dibromofluoromethane</i>				94.5%		80 - 120 %	"			"
<i>Toluene-d8</i>				94.0%		80 - 120 %	"			"

TestAmerica - Portland, OR

The results in this report apply to the samples analyzed in accordance with the chain of custody document. This analytical report must be reproduced in its entirety.

Sarah Rockwell

Sarah Rockwell, Project Manager



SLR-Portland	Project Name: Jeld Wen- Nord Door	Report Created:
1800 Blankenship Road Suite 440	Project Number: 008.0228.00018	10/26/06 16:07
West Linn, OR 97068	Project Manager: R. Scott Miller	

Volatile Organic Compounds per EPA Method 8260B
TestAmerica - Portland, OR

Analyte	Method	Result	MDL*	MRL	Units	Dil	Batch	Prepared	Analyzed	Notes
PPI0520-16 (GP206-P)		Other wet			Sampled: 09/11/06 13:40					
Acetone	EPA 8260B	ND	----	969000	ug/kg wet	50x	6090657	09/15/06 12:30	09/20/06 20:19	
Benzene	"	ND	----	7750	"	"	"	"	"	
Bromobenzene	"	ND	----	38800	"	"	"	"	"	
Bromochloromethane	"	ND	----	38800	"	"	"	"	"	
Bromodichloromethane	"	ND	----	38800	"	"	"	"	"	
Bromoform	"	ND	----	38800	"	"	"	"	"	
Bromomethane	"	ND	----	194000	"	"	"	"	"	
2-Butanone (MEK)	"	ND	----	388000	"	"	"	"	"	
n-Butylbenzene	"	ND	----	194000	"	"	"	"	"	
sec-Butylbenzene	"	ND	----	38800	"	"	"	"	"	
tert-Butylbenzene	"	ND	----	38800	"	"	"	"	"	
Carbon disulfide	"	ND	----	388000	"	"	"	"	"	
Carbon tetrachloride	"	ND	----	38800	"	"	"	"	"	
Chlorobenzene	"	ND	----	38800	"	"	"	"	"	
Chloroethane	"	ND	----	38800	"	"	"	"	"	
Chloroform	"	ND	----	38800	"	"	"	"	"	
Chloromethane	"	ND	----	194000	"	"	"	"	"	
2-Chlorotoluene	"	ND	----	38800	"	"	"	"	"	
4-Chlorotoluene	"	ND	----	38800	"	"	"	"	"	
1,2-Dibromo-3-chloropropane	"	ND	----	194000	"	"	"	"	"	
Dibromochloromethane	"	ND	----	38800	"	"	"	"	"	
1,2-Dibromoethane	"	ND	----	38800	"	"	"	"	"	
Dibromomethane	"	ND	----	38800	"	"	"	"	"	
1,2-Dichlorobenzene	"	ND	----	38800	"	"	"	"	"	
1,3-Dichlorobenzene	"	ND	----	38800	"	"	"	"	"	
1,4-Dichlorobenzene	"	ND	----	38800	"	"	"	"	"	
Dichlorodifluoromethane	"	ND	----	194000	"	"	"	"	"	
1,1-Dichloroethane	"	ND	----	38800	"	"	"	"	"	
1,2-Dichloroethane	"	ND	----	38800	"	"	"	"	"	
1,1-Dichloroethene	"	ND	----	38800	"	"	"	"	"	
cis-1,2-Dichloroethene	"	ND	----	38800	"	"	"	"	"	
trans-1,2-Dichloroethene	"	ND	----	38800	"	"	"	"	"	
1,2-Dichloropropane	"	ND	----	38800	"	"	"	"	"	
1,3-Dichloropropane	"	ND	----	38800	"	"	"	"	"	
2,2-Dichloropropane	"	ND	----	38800	"	"	"	"	"	
1,1-Dichloropropene	"	ND	----	38800	"	"	"	"	"	
cis-1,3-Dichloropropene	"	ND	----	38800	"	"	"	"	"	
trans-1,3-Dichloropropene	"	ND	----	38800	"	"	"	"	"	
Ethylbenzene	"	ND	----	38800	"	"	"	"	"	
Hexachlorobutadiene	"	ND	----	155000	"	"	"	"	"	
2-Hexanone	"	ND	----	388000	"	"	"	"	"	
Isopropylbenzene	"	ND	----	77500	"	"	"	"	"	
p-Isopropyltoluene	"	ND	----	77500	"	"	"	"	"	

TestAmerica - Portland, OR

The results in this report apply to the samples analyzed in accordance with the chain of custody document. This analytical report must be reproduced in its entirety.

Sarah Rockwell

Sarah Rockwell, Project Manager



SLR-Portland	Project Name: Jeld Wen- Nord Door	
1800 Blankenship Road Suite 440	Project Number: 008.0228.00018	Report Created:
West Linn, OR 97068	Project Manager: R. Scott Miller	10/26/06 16:07

Volatile Organic Compounds per EPA Method 8260B
TestAmerica - Portland, OR

Analyte	Method	Result	MDL*	MRL	Units	Dil	Batch	Prepared	Analyzed	Notes
PPI0520-16 (GP206-P)										
		Other wet					Sampled: 09/11/06 13:40			
4-Methyl-2-pentanone	EPA 8260B	ND	----	194000	ug/kg wet	50x	6090657	09/15/06 12:30	09/20/06 20:19	
Methyl tert-butyl ether	"	ND	----	38800	"	"	"	"	"	
Methylene chloride	"	ND	----	194000	"	"	"	"	"	
Naphthalene	"	3560000	----	77500	"	"	"	"	"	
n-Propylbenzene	"	ND	----	38800	"	"	"	"	"	
Styrene	"	ND	----	38800	"	"	"	"	"	
1,1,1,2-Tetrachloroethane	"	ND	----	38800	"	"	"	"	"	
1,1,2,2-Tetrachloroethane	"	ND	----	38800	"	"	"	"	"	
Tetrachloroethene	"	ND	----	38800	"	"	"	"	"	
Toluene	"	ND	----	38800	"	"	"	"	"	
1,2,3-Trichlorobenzene	"	ND	----	38800	"	"	"	"	"	
1,2,4-Trichlorobenzene	"	ND	----	38800	"	"	"	"	"	
1,1,1-Trichloroethane	"	ND	----	38800	"	"	"	"	"	
1,1,2-Trichloroethane	"	ND	----	38800	"	"	"	"	"	
Trichloroethene	"	ND	----	38800	"	"	"	"	"	
Trichlorofluoromethane	"	ND	----	38800	"	"	"	"	"	
1,2,3-Trichloropropane	"	ND	----	38800	"	"	"	"	"	
1,2,4-Trimethylbenzene	"	ND	----	38800	"	"	"	"	"	
1,3,5-Trimethylbenzene	"	ND	----	38800	"	"	"	"	"	
Vinyl chloride	"	ND	----	38800	"	"	"	"	"	
o-Xylene	"	ND	----	38800	"	"	"	"	"	
m,p-Xylene	"	ND	----	77500	"	"	"	"	"	
<i>Surrogate(s): 4-BFB</i>			92.3%		75 - 125 %	0.01x				"
<i>1,2-DCA-d4</i>			84.5%		75 - 125 %	"				"
<i>Dibromofluoromethane</i>			83.2%		75 - 125 %	"				"
<i>Toluene-d8</i>			92.3%		75 - 125 %	"				"

Sarah Rockwell

Sarah Rockwell, Project Manager



SLR-Portland	Project Name: Jeld Wen- Nord Door	
1800 Blankenship Road Suite 440	Project Number: 008.0228.00018	Report Created:
West Linn, OR 97068	Project Manager: R. Scott Miller	10/26/06 16:07

Semivolatile Organic Compounds per EPA Method 8270C
 TestAmerica - Portland, OR

Analyte	Method	Result	MDL*	MRL	Units	Dil	Batch	Prepared	Analyzed	Notes
PPI0520-13 (GP214-GW)		Water				Sampled: 09/12/06 10:30				R-05
Carbazole	EPA 8270C	239	----	47.2	ug/l	10x	6090752	09/19/06 16:40	09/22/06 23:11	
Acenaphthene	"	363	----	47.2	"	"	"	"	"	
Acenaphthylene	"	ND	----	47.2	"	"	"	"	"	
Anthracene	"	ND	----	47.2	"	"	"	"	"	
Benzo (a) anthracene	"	ND	----	47.2	"	"	"	"	"	
Benzo (a) pyrene	"	ND	----	47.2	"	"	"	"	"	
Benzo (b) fluoranthene	"	ND	----	47.2	"	"	"	"	"	
Benzo (ghi) perylene	"	ND	----	47.2	"	"	"	"	"	
Benzo (k) fluoranthene	"	ND	----	47.2	"	"	"	"	"	
Benzoic Acid	"	ND	----	47.2	"	"	"	"	"	
Benzyl alcohol	"	ND	----	94.3	"	"	"	"	"	
4-Bromophenyl phenyl ether	"	ND	----	47.2	"	"	"	"	"	
Butyl benzyl phthalate	"	ND	----	47.2	"	"	"	"	"	
4-Chloro-3-methylphenol	"	ND	----	47.2	"	"	"	"	"	
4-Chloroaniline	"	ND	----	189	"	"	"	"	"	
Bis(2-chloroethoxy)methane	"	ND	----	94.3	"	"	"	"	"	
Bis(2-chloroethyl)ether	"	ND	----	47.2	"	"	"	"	"	
Bis(2-chloroisopropyl)ether	"	ND	----	94.3	"	"	"	"	"	
2-Chloronaphthalene	"	ND	----	47.2	"	"	"	"	"	
2-Chlorophenol	"	ND	----	47.2	"	"	"	"	"	
4-Chlorophenyl phenyl ether	"	ND	----	47.2	"	"	"	"	"	
Chrysene	"	ND	----	47.2	"	"	"	"	"	
Di-n-butyl phthalate	"	ND	----	47.2	"	"	"	"	"	
Di-n-octyl phthalate	"	ND	----	47.2	"	"	"	"	"	
Dibenzo (a,h) anthracene	"	ND	----	47.2	"	"	"	"	"	
Dibenzofuran	"	115	----	47.2	"	"	"	"	"	
1,2-Dichlorobenzene	"	ND	----	47.2	"	"	"	"	"	
1,3-Dichlorobenzene	"	ND	----	47.2	"	"	"	"	"	
1,4-Dichlorobenzene	"	ND	----	47.2	"	"	"	"	"	
3,3'-Dichlorobenzidine	"	ND	----	47.2	"	"	"	"	"	
2,4-Dichlorophenol	"	ND	----	47.2	"	"	"	"	"	
Diethyl phthalate	"	ND	----	47.2	"	"	"	"	"	
2,4-Dimethylphenol	"	ND	----	94.3	"	"	"	"	"	
Dimethyl phthalate	"	ND	----	47.2	"	"	"	"	"	
4,6-Dinitro-2-methylphenol	"	ND	----	94.3	"	"	"	"	"	
2,4-Dinitrophenol	"	ND	----	236	"	"	"	"	"	
2,4-Dinitrotoluene	"	ND	----	47.2	"	"	"	"	"	
2,6-Dinitrotoluene	"	ND	----	47.2	"	"	"	"	"	
Bis(2-ethylhexyl)phthalate	"	ND	----	94.3	"	"	"	"	"	
Fluoranthene	"	83.9	----	47.2	"	"	"	"	"	
Fluorene	"	103	----	47.2	"	"	"	"	"	
Hexachlorobenzene	"	ND	----	47.2	"	"	"	"	"	
Hexachlorobutadiene	"	ND	----	94.3	"	"	"	"	"	

TestAmerica - Portland, OR

The results in this report apply to the samples analyzed in accordance with the chain of custody document. This analytical report must be reproduced in its entirety.

Sarah Rockwell

Sarah Rockwell, Project Manager



SLR-Portland	Project Name: Jeld Wen- Nord Door	Report Created:
1800 Blankenship Road Suite 440	Project Number: 008.0228.00018	10/26/06 16:07
West Linn, OR 97068	Project Manager: R. Scott Miller	

Semivolatile Organic Compounds per EPA Method 8270C
TestAmerica - Portland, OR

Analyte	Method	Result	MDL*	MRL	Units	Dil	Batch	Prepared	Analyzed	Notes
PPI0520-13 (GP214-GW)		Water				Sampled: 09/12/06 10:30				R-05
Hexachlorocyclopentadiene	EPA 8270C	ND	----	94.3	ug/l	10x	6090752	09/19/06 16:40	09/22/06 23:11	
Hexachloroethane	"	ND	----	94.3	"	"	"	"	"	
Indeno (1,2,3-cd) pyrene	"	ND	----	47.2	"	"	"	"	"	
Isophorone	"	ND	----	47.2	"	"	"	"	"	
2-Methylnaphthalene	"	514	----	47.2	"	"	"	"	"	
2-Methylphenol	"	ND	----	94.3	"	"	"	"	"	
3-,4-Methylphenol	"	ND	----	47.2	"	"	"	"	"	
Naphthalene	"	1320	----	47.2	"	"	"	"	"	
2-Nitroaniline	"	ND	----	47.2	"	"	"	"	"	
3-Nitroaniline	"	ND	----	94.3	"	"	"	"	"	
4-Nitroaniline	"	ND	----	94.3	"	"	"	"	"	
Nitrobenzene	"	ND	----	47.2	"	"	"	"	"	
2-Nitrophenol	"	ND	----	47.2	"	"	"	"	"	
4-Nitrophenol	"	ND	----	236	"	"	"	"	"	
N-Nitrosodi-n-propylamine	"	ND	----	94.3	"	"	"	"	"	
N-Nitrosodiphenylamine	"	ND	----	47.2	"	"	"	"	"	
Pentachlorophenol	"	ND	----	94.3	"	"	"	"	"	
Phenanthrene	"	243	----	47.2	"	"	"	"	"	
Phenol	"	ND	----	47.2	"	"	"	"	"	
Pyrene	"	59.7	----	47.2	"	"	"	"	"	
1,2,4-Trichlorobenzene	"	ND	----	47.2	"	"	"	"	"	
2,4,5-Trichlorophenol	"	ND	----	47.2	"	"	"	"	"	
2,4,6-Trichlorophenol	"	ND	----	47.2	"	"	"	"	"	
<i>Surrogate(s):</i>										
	2-Fluorobiphenyl		72.2%		22 - 120 %	"				"
	2-Fluorophenol		76.8%		5 - 120 %	"				"
	Nitrobenzene-d5		76.1%		26 - 127 %	"				"
	Phenol-d6		83.1%		4 - 121 %	"				"
	p-Terphenyl-d14		87.7%		37 - 130 %	"				"
	2,4,6-Tribromophenol		85.9%		21 - 129 %	"				"

Sarah Rockwell

Sarah Rockwell, Project Manager



SLR-Portland	Project Name: Jeld Wen- Nord Door	Report Created:
1800 Blankenship Road Suite 440	Project Number: 008.0228.00018	10/26/06 16:07
West Linn, OR 97068	Project Manager: R. Scott Miller	

Semivolatile Organic Compounds per EPA Method 8270C
TestAmerica - Portland, OR

Analyte	Method	Result	MDL*	MRL	Units	Dil	Batch	Prepared	Analyzed	Notes
PPI0520-14 (GP215-GW)		Water				Sampled: 09/12/06 11:00				R-05
Carbazole	EPA 8270C	394	----	47.2	ug/l	10x	6090752	09/19/06 16:40	09/22/06 23:57	
Acenaphthene	"	295	----	47.2	"	"	"	"	"	
Acenaphthylene	"	ND	----	47.2	"	"	"	"	"	
Anthracene	"	ND	----	47.2	"	"	"	"	"	
Benzo (a) anthracene	"	ND	----	47.2	"	"	"	"	"	
Benzo (a) pyrene	"	ND	----	47.2	"	"	"	"	"	
Benzo (b) fluoranthene	"	ND	----	47.2	"	"	"	"	"	
Benzo (ghi) perylene	"	ND	----	47.2	"	"	"	"	"	
Benzo (k) fluoranthene	"	ND	----	47.2	"	"	"	"	"	
Benzoic Acid	"	ND	----	47.2	"	"	"	"	"	
Benzyl alcohol	"	ND	----	94.3	"	"	"	"	"	
4-Bromophenyl phenyl ether	"	ND	----	47.2	"	"	"	"	"	
Butyl benzyl phthalate	"	ND	----	47.2	"	"	"	"	"	
4-Chloro-3-methylphenol	"	ND	----	47.2	"	"	"	"	"	
4-Chloroaniline	"	ND	----	189	"	"	"	"	"	
Bis(2-chloroethoxy)methane	"	ND	----	94.3	"	"	"	"	"	
Bis(2-chloroethyl)ether	"	ND	----	47.2	"	"	"	"	"	
Bis(2-chloroisopropyl)ether	"	ND	----	94.3	"	"	"	"	"	
2-Chloronaphthalene	"	ND	----	47.2	"	"	"	"	"	
2-Chlorophenol	"	ND	----	47.2	"	"	"	"	"	
4-Chlorophenyl phenyl ether	"	ND	----	47.2	"	"	"	"	"	
Chrysene	"	ND	----	47.2	"	"	"	"	"	
Di-n-butyl phthalate	"	ND	----	47.2	"	"	"	"	"	
Di-n-octyl phthalate	"	ND	----	47.2	"	"	"	"	"	
Dibenzo (a,h) anthracene	"	ND	----	47.2	"	"	"	"	"	
Dibenzofuran	"	65.4	----	47.2	"	"	"	"	"	
1,2-Dichlorobenzene	"	ND	----	47.2	"	"	"	"	"	
1,3-Dichlorobenzene	"	ND	----	47.2	"	"	"	"	"	
1,4-Dichlorobenzene	"	ND	----	47.2	"	"	"	"	"	
3,3'-Dichlorobenzidine	"	ND	----	47.2	"	"	"	"	"	
2,4-Dichlorophenol	"	ND	----	47.2	"	"	"	"	"	
Diethyl phthalate	"	ND	----	47.2	"	"	"	"	"	
2,4-Dimethylphenol	"	ND	----	94.3	"	"	"	"	"	
Dimethyl phthalate	"	ND	----	47.2	"	"	"	"	"	
4,6-Dinitro-2-methylphenol	"	ND	----	94.3	"	"	"	"	"	
2,4-Dinitrophenol	"	ND	----	236	"	"	"	"	"	
2,4-Dinitrotoluene	"	ND	----	47.2	"	"	"	"	"	
2,6-Dinitrotoluene	"	ND	----	47.2	"	"	"	"	"	
Bis(2-ethylhexyl)phthalate	"	ND	----	94.3	"	"	"	"	"	
Fluoranthene	"	ND	----	47.2	"	"	"	"	"	
Fluorene	"	ND	----	47.2	"	"	"	"	"	
Hexachlorobenzene	"	ND	----	47.2	"	"	"	"	"	
Hexachlorobutadiene	"	ND	----	94.3	"	"	"	"	"	

TestAmerica - Portland, OR

The results in this report apply to the samples analyzed in accordance with the chain of custody document. This analytical report must be reproduced in its entirety.

Sarah Rockwell

Sarah Rockwell, Project Manager



SLR-Portland	Project Name: Jeld Wen- Nord Door	
1800 Blankenship Road Suite 440	Project Number: 008.0228.00018	Report Created:
West Linn, OR 97068	Project Manager: R. Scott Miller	10/26/06 16:07

Semivolatile Organic Compounds per EPA Method 8270C
TestAmerica - Portland, OR

Analyte	Method	Result	MDL*	MRL	Units	Dil	Batch	Prepared	Analyzed	Notes
PPI0520-14 (GP215-GW)		Water				Sampled: 09/12/06 11:00				R-05
Hexachlorocyclopentadiene	EPA 8270C	ND	----	94.3	ug/l	10x	6090752	09/19/06 16:40	09/22/06 23:57	
Hexachloroethane	"	ND	----	94.3	"	"	"	"	"	
Indeno (1,2,3-cd) pyrene	"	ND	----	47.2	"	"	"	"	"	
Isophorone	"	ND	----	47.2	"	"	"	"	"	
2-Methylnaphthalene	"	548	----	47.2	"	"	"	"	"	
2-Methylphenol	"	ND	----	94.3	"	"	"	"	"	
3-,4-Methylphenol	"	ND	----	47.2	"	"	"	"	"	
Naphthalene	"	619	----	47.2	"	"	"	"	"	
2-Nitroaniline	"	ND	----	47.2	"	"	"	"	"	
3-Nitroaniline	"	ND	----	94.3	"	"	"	"	"	
4-Nitroaniline	"	ND	----	94.3	"	"	"	"	"	
Nitrobenzene	"	ND	----	47.2	"	"	"	"	"	
2-Nitrophenol	"	ND	----	47.2	"	"	"	"	"	
4-Nitrophenol	"	ND	----	236	"	"	"	"	"	
N-Nitrosodi-n-propylamine	"	ND	----	94.3	"	"	"	"	"	
N-Nitrosodiphenylamine	"	ND	----	47.2	"	"	"	"	"	
Pentachlorophenol	"	ND	----	94.3	"	"	"	"	"	
Phenanthrene	"	ND	----	47.2	"	"	"	"	"	
Phenol	"	ND	----	47.2	"	"	"	"	"	
Pyrene	"	ND	----	47.2	"	"	"	"	"	
1,2,4-Trichlorobenzene	"	ND	----	47.2	"	"	"	"	"	
2,4,5-Trichlorophenol	"	ND	----	47.2	"	"	"	"	"	
2,4,6-Trichlorophenol	"	ND	----	47.2	"	"	"	"	"	
<i>Surrogate(s):</i>										
	<i>2-Fluorobiphenyl</i>			<i>69.9%</i>						<i>22 - 120 %</i>
	<i>2-Fluorophenol</i>			<i>85.2%</i>						<i>5 - 120 %</i>
	<i>Nitrobenzene-d5</i>			<i>79.9%</i>						<i>26 - 127 %</i>
	<i>Phenol-d6</i>			<i>90.8%</i>						<i>4 - 121 %</i>
	<i>p-Terphenyl-d14</i>			<i>92.1%</i>						<i>37 - 130 %</i>
	<i>2,4,6-Tribromophenol</i>			<i>90.8%</i>						<i>21 - 129 %</i>

Sarah Rockwell

Sarah Rockwell, Project Manager



SLR-Portland	Project Name: Jeld Wen- Nord Door	Report Created:
1800 Blankenship Road Suite 440	Project Number: 008.0228.00018	10/26/06 16:07
West Linn, OR 97068	Project Manager: R. Scott Miller	

Polynuclear Aromatic Compounds and Pentachlorophenol per EPA 8270M-SIM
TestAmerica - Portland, OR

Analyte	Method	Result	MDL*	MRL	Units	Dil	Batch	Prepared	Analyzed	Notes
PPI0520-04 (GP204-GW)		Water		Sampled: 09/11/06 15:00						
Acenaphthene	EPA 8270m	0.110	----	0.0943	ug/l	1x	6090691	09/18/06 15:45	09/26/06 20:18	
Acenaphthylene	"	ND	----	0.0943	"	"	"	"	"	
Anthracene	"	ND	----	0.0943	"	"	"	"	"	
Benzo (a) anthracene	"	ND	----	0.0943	"	"	"	"	"	
Benzo (a) pyrene	"	ND	----	0.0943	"	"	"	"	"	
Benzo (b) fluoranthene	"	ND	----	0.0943	"	"	"	"	"	
Benzo (k) fluoranthene	"	ND	----	0.0943	"	"	"	"	"	
Benzo (ghi) perylene	"	ND	----	0.0943	"	"	"	"	"	
Chrysene	"	ND	----	0.0943	"	"	"	"	"	
Dibenzo (a,h) anthracene	"	ND	----	0.189	"	"	"	"	"	
Fluoranthene	"	0.218	----	0.0943	"	"	"	"	"	
Fluorene	"	ND	----	0.0943	"	"	"	"	"	
Indeno (1,2,3-cd) pyrene	"	ND	----	0.0943	"	"	"	"	"	
Naphthalene	"	0.122	----	0.0943	"	"	"	"	"	
Pentachlorophenol	"	ND	----	0.943	"	"	"	"	"	
Phenanthrene	"	ND	----	0.0943	"	"	"	"	"	
Pyrene	"	0.211	----	0.0943	"	"	"	"	"	
<i>Surrogate(s): Fluorene-d10</i>			68.6%		25 - 125 %	"				"
<i>2,4,6-Tribromophenol</i>			89.4%		5 - 157 %	"				"
<i>Pyrene-d10</i>			68.2%		23 - 150 %	"				"
<i>Benzo (a) pyrene-d12</i>			64.4%		10 - 125 %	"				"

PPI0520-08 (GP208-GW)		Water		Sampled: 09/12/06 15:15						R-05
Acenaphthene	EPA 8270m	437	----	4.72	ug/l	50x	6090691	09/18/06 15:45	09/26/06 18:44	
Acenaphthylene	"	ND	----	11.8	"	"	"	"	"	R-03
Anthracene	"	88.7	----	4.72	"	"	"	"	"	
Benzo (a) anthracene	"	47.6	----	4.72	"	"	"	"	"	
Benzo (a) pyrene	"	27.4	----	4.72	"	"	"	"	"	
Benzo (b) fluoranthene	"	27.5	----	4.72	"	"	"	"	"	
Benzo (k) fluoranthene	"	24.3	----	4.72	"	"	"	"	"	
Benzo (ghi) perylene	"	10.1	----	4.72	"	"	"	"	"	
Chrysene	"	56.1	----	4.72	"	"	"	"	"	
Dibenzo (a,h) anthracene	"	ND	----	9.43	"	"	"	"	"	
Fluoranthene	"	191	----	4.72	"	"	"	"	"	
Fluorene	"	245	----	4.72	"	"	"	"	"	
Indeno (1,2,3-cd) pyrene	"	9.28	----	4.72	"	"	"	"	"	
Naphthalene	"	9080	----	236	"	2500x	"	"	09/26/06 21:21	
Pentachlorophenol	"	ND	----	47.2	"	50x	"	"	09/26/06 18:44	
Phenanthrene	"	766	----	236	"	2500x	"	"	09/26/06 21:21	
Pyrene	"	179	----	4.72	"	50x	"	"	09/26/06 18:44	

TestAmerica - Portland, OR

The results in this report apply to the samples analyzed in accordance with the chain of custody document. This analytical report must be reproduced in its entirety.

Sarah Rockwell

Sarah Rockwell, Project Manager



SLR-Portland	Project Name: Jeld Wen- Nord Door	Report Created:
1800 Blankenship Road Suite 440	Project Number: 008.0228.00018	10/26/06 16:07
West Linn, OR 97068	Project Manager: R. Scott Miller	

Polynuclear Aromatic Compounds and Pentachlorophenol per EPA 8270M-SIM
TestAmerica - Portland, OR

Analyte	Method	Result	MDL*	MRL	Units	Dil	Batch	Prepared	Analyzed	Notes
---------	--------	--------	------	-----	-------	-----	-------	----------	----------	-------

PPI0520-08 (GP208-GW)		Water	Sampled: 09/12/06 15:15								R-05
Surrogate(s): Fluorene-d10		88.1%		25 - 125 %	50x				09/26/06 18:44	J	
2,4,6-Tribromophenol		NR		5 - 157 %	"				"	S-01	
Pyrene-d10		103%		23 - 150 %	"				"		
Benzo (a) pyrene-d12		77.5%		10 - 125 %	"				"	J	

PPI0520-11 (GP211-GW)		Water	Sampled: 09/11/06 16:00								
Acenaphthene	EPA 8270m	27.9	----	0.943	ug/l	10x	6090691	09/18/06 15:45	10/02/06 22:28		
Acenaphthylene	"	ND	----	0.142	"	1x	"	"	09/26/06 20:50	R-03	
Anthracene	"	0.268	----	0.0943	"	"	"	"	"		
Benzo (a) anthracene	"	ND	----	0.0943	"	"	"	"	"		
Benzo (a) pyrene	"	ND	----	0.0943	"	"	"	"	"		
Benzo (b) fluoranthene	"	ND	----	0.0943	"	"	"	"	"		
Benzo (k) fluoranthene	"	ND	----	0.0943	"	"	"	"	"		
Benzo (ghi) perylene	"	ND	----	0.0943	"	"	"	"	"		
Chrysene	"	ND	----	0.0943	"	"	"	"	"		
Dibenzo (a,h) anthracene	"	ND	----	0.189	"	"	"	"	"		
Fluoranthene	"	ND	----	0.0943	"	"	"	"	"		
Fluorene	"	8.14	----	0.0943	"	"	"	"	"		
Indeno (1,2,3-cd) pyrene	"	ND	----	0.0943	"	"	"	"	"		
Naphthalene	"	0.350	----	0.0943	"	"	"	"	"		
Pentachlorophenol	"	ND	----	0.943	"	"	"	"	"		
Phenanthrene	"	5.19	----	0.0943	"	"	"	"	"		
Pyrene	"	ND	----	0.0943	"	"	"	"	"		
Surrogate(s): Fluorene-d10		61.4%		25 - 125 %	"				"		
2,4,6-Tribromophenol		82.2%		5 - 157 %	"				"		
Pyrene-d10		74.6%		23 - 150 %	"				"		
Benzo (a) pyrene-d12		72.0%		10 - 125 %	"				"		

PPI0520-16 (GP206-P)		Other wet	Sampled: 09/11/06 13:40								R-05, X
Acenaphthene	EPA 8270m	51200	----	19500	ug/kg wet	10x	6090964	09/25/06 10:10	09/27/06 19:26		
Acenaphthylene	"	ND	----	19500	"	"	"	"	"		
Anthracene	"	ND	----	19500	"	"	"	"	"		
Benzo (a) anthracene	"	ND	----	19500	"	"	"	"	"		
Benzo (a) pyrene	"	ND	----	19500	"	"	"	"	"		
Benzo (b) fluoranthene	"	ND	----	19500	"	"	"	"	"		
Benzo (k) fluoranthene	"	ND	----	19500	"	"	"	"	"		
Benzo (ghi) perylene	"	ND	----	19500	"	"	"	"	"		
Chrysene	"	ND	----	19500	"	"	"	"	"		
Dibenzo (a,h) anthracene	"	ND	----	19500	"	"	"	"	"		
Fluoranthene	"	71200	----	19500	"	"	"	"	"		
Fluorene	"	41100	----	19500	"	"	"	"	"		

TestAmerica - Portland, OR

The results in this report apply to the samples analyzed in accordance with the chain of custody document. This analytical report must be reproduced in its entirety.

Sarah Rockwell

Sarah Rockwell, Project Manager



SLR-Portland	Project Name: Jeld Wen- Nord Door	Report Created:
1800 Blankenship Road Suite 440	Project Number: 008.0228.00018	10/26/06 16:07
West Linn, OR 97068	Project Manager: R. Scott Miller	

Polynuclear Aromatic Compounds and Pentachlorophenol per EPA 8270M-SIM
TestAmerica - Portland, OR

Analyte	Method	Result	MDL*	MRL	Units	Dil	Batch	Prepared	Analyzed	Notes
PPI0520-16 (GP206-P)		Other wet				Sampled: 09/11/06 13:40				R-05, X
Indeno (1,2,3-cd) pyrene	EPA 8270m	ND	----	19500	ug/kg wet	10x	6090964	09/25/06 10:10	09/27/06 19:26	
Naphthalene	"	146000	----	19500	"	"	"	"	"	
Pentachlorophenol	"	ND	----	97600	"	"	"	"	"	
Phenanthrene	"	144000	----	19500	"	"	"	"	"	
Pyrene	"	63700	----	19500	"	"	"	"	"	
<i>Surrogate(s): Fluorene-d10</i>			<i>101%</i>		<i>30 - 150 %</i>	"				"
<i>2,4,6-Tribromophenol</i>			<i>80.2%</i>		<i>10 - 150 %</i>	"				"
<i>Pyrene-d10</i>			<i>109%</i>		<i>30 - 150 %</i>	"				"
<i>Benzo (a) pyrene-d12</i>			<i>110%</i>		<i>30 - 150 %</i>	"				"
PPI0520-16RE1 (GP206-P)		Other wet				Sampled: 09/11/06 13:40				R-05, O-07, X, A-09
Acenaphthene	EPA 8270m	77000	----	9570	ug/kg wet	5x	6100771	10/16/06 17:10	10/17/06 15:50	
Acenaphthylene	"	ND	----	9570	"	"	"	"	"	
Anthracene	"	24500	----	9570	"	"	"	"	"	
Benzo (a) anthracene	"	35000	----	9570	"	"	"	"	"	
Benzo (a) pyrene	"	14900	----	9570	"	"	"	"	"	
Benzo (b) fluoranthene	"	15200	----	9570	"	"	"	"	"	
Benzo (k) fluoranthene	"	9960	----	9570	"	"	"	"	"	
Benzo (ghi) perylene	"	ND	----	9570	"	"	"	"	"	
Chrysene	"	21000	----	9570	"	"	"	"	"	
Dibenzo (a,h) anthracene	"	ND	----	9570	"	"	"	"	"	
Fluoranthene	"	118000	----	9570	"	"	"	"	"	
Fluorene	"	64800	----	9570	"	"	"	"	"	
Indeno (1,2,3-cd) pyrene	"	ND	----	9570	"	"	"	"	"	
Naphthalene	"	232000	----	9570	"	"	"	"	"	
Phenanthrene	"	224000	----	9570	"	"	"	"	"	
Pyrene	"	92900	----	9570	"	"	"	"	"	
<i>Surrogate(s): Fluorene-d10</i>			<i>103%</i>		<i>30 - 150 %</i>	"				"
<i>Pyrene-d10</i>			<i>99.2%</i>		<i>30 - 150 %</i>	"				"
<i>Benzo (a) pyrene-d12</i>			<i>111%</i>		<i>30 - 150 %</i>	"				"

TestAmerica - Portland, OR

The results in this report apply to the samples analyzed in accordance with the chain of custody document. This analytical report must be reproduced in its entirety.

Sarah Rockwell

Sarah Rockwell, Project Manager



SLR-Portland	Project Name: Jeld Wen- Nord Door	
1800 Blankenship Road Suite 440	Project Number: 008.0228.00018	Report Created:
West Linn, OR 97068	Project Manager: R. Scott Miller	10/26/06 16:07

Hydrocarbon Identification per NW-TPH Methodology - Laboratory Quality Control Results
 TestAmerica - Portland, OR

QC Batch: 6090556 **Water Preparation Method: EPA 3510 Fuels**

Analyte	Method	Result	MDL*	MRL	Units	Dil	Source Result	Spike Amt	% REC	(Limits)	% RPD	(Limits)	Analyzed	Notes
Blank (6090556-BLK1)										Extracted: 09/14/06 14:30				
Gasoline Range Hydrocarbons	NWTPH HCID	ND	---	0.250	mg/l	1x	--	--	--	--	--	--	09/14/06 22:05	
Diesel Range Hydrocarbons	"	ND	---	0.630	"	"	--	--	--	--	--	--	"	
Heavy Oil Range Hydrocarbons	"	ND	---	0.630	"	"	--	--	--	--	--	--	"	
<i>Surrogate(s): 1-Chlorooctadecane</i>		<i>Recovery: 64.5%</i>		<i>Limits: 50-150%</i>		<i>"</i>						<i>09/14/06 22:05</i>		

TestAmerica - Portland, OR

The results in this report apply to the samples analyzed in accordance with the chain of custody document. This analytical report must be reproduced in its entirety.

Sarah Rockwell

Sarah Rockwell, Project Manager



SLR-Portland	Project Name: Jeld Wen- Nord Door	Report Created:
1800 Blankenship Road Suite 440	Project Number: 008.0228.00018	10/26/06 16:07
West Linn, OR 97068	Project Manager: R. Scott Miller	

Gasoline Hydrocarbons per NW TPH-Gx Method - Laboratory Quality Control Results
 TestAmerica - Portland, OR

QC Batch: 6090676 Water Preparation Method: EPA 5030B

Analyte	Method	Result	MDL*	MRL	Units	Dil	Source Result	Spike Amt	% REC	(Limits)	% RPD	(Limits)	Analyzed	Notes		
Blank (6090676-BLK1)													Extracted: 09/18/06 10:15			
Gasoline Range Hydrocarbons	NW TPH-Gx	ND	---	80.0	ug/l	1x	--	--	--	--	--	--	09/18/06 13:45			
<i>Surrogate(s): 4-BFB</i>		<i>Recovery: 73.0%</i>		<i>Limits: 50-150%</i>	<i>"</i>								<i>09/18/06 13:45</i>			
LCS (6090676-BS1)													Extracted: 09/18/06 10:15			
Gasoline Range Hydrocarbons	NW TPH-Gx	487	---	80.0	ug/l	1x	--	500	97.4%	(70-130)	--	--	09/18/06 12:50			
<i>Surrogate(s): 4-BFB</i>		<i>Recovery: 85.0%</i>		<i>Limits: 50-150%</i>	<i>"</i>								<i>09/18/06 12:50</i>			
LCS Dup (6090676-BSD1)													Extracted: 09/18/06 10:15			
Gasoline Range Hydrocarbons	NW TPH-Gx	485	---	80.0	ug/l	1x	--	500	97.0%	(70-130)	0.412%	(40)	09/18/06 13:17			
<i>Surrogate(s): 4-BFB</i>		<i>Recovery: 81.0%</i>		<i>Limits: 50-150%</i>	<i>"</i>								<i>09/18/06 13:17</i>			
Duplicate (6090676-DUP1)													QC Source: PPI0520-14		Extracted: 09/18/06 10:15	
Gasoline Range Hydrocarbons	NW TPH-Gx	ND	---	800	ug/l	10x	ND	--	--	--	0.998%	(40)	09/18/06 19:16			
<i>Surrogate(s): 4-BFB</i>		<i>Recovery: 71.0%</i>		<i>Limits: 50-150%</i>	<i>1x</i>								<i>09/18/06 19:16</i>			
Duplicate (6090676-DUP2)													QC Source: PPI0587-02		Extracted: 09/18/06 10:15	
Gasoline Range Hydrocarbons	NW TPH-Gx	13200	---	800	ug/l	10x	13700	--	--	--	3.72%	(40)	09/18/06 22:57			
<i>Surrogate(s): 4-BFB</i>		<i>Recovery: 105%</i>		<i>Limits: 50-150%</i>	<i>1x</i>								<i>09/18/06 22:57</i>			

QC Batch: 6090747 Water Preparation Method: EPA 5030B

Analyte	Method	Result	MDL*	MRL	Units	Dil	Source Result	Spike Amt	% REC	(Limits)	% RPD	(Limits)	Analyzed	Notes		
Blank (6090747-BLK1)													Extracted: 09/19/06 10:49			
Gasoline Range Hydrocarbons	NW TPH-Gx	ND	---	80.0	ug/l	1x	--	--	--	--	--	--	09/19/06 11:10			
<i>Surrogate(s): 4-BFB</i>		<i>Recovery: 96.0%</i>		<i>Limits: 50-150%</i>	<i>"</i>								<i>09/19/06 11:10</i>			
LCS (6090747-BS1)													Extracted: 09/19/06 10:49			
Gasoline Range Hydrocarbons	NW TPH-Gx	451	---	80.0	ug/l	1x	--	500	90.2%	(70-130)	--	--	09/19/06 11:36			
<i>Surrogate(s): 4-BFB</i>		<i>Recovery: 105%</i>		<i>Limits: 50-150%</i>	<i>"</i>								<i>09/19/06 11:36</i>			
LCS Dup (6090747-BSD1)													Extracted: 09/19/06 10:49			
Gasoline Range Hydrocarbons	NW TPH-Gx	449	---	80.0	ug/l	1x	--	500	89.8%	(70-130)	0.444%	(40)	09/19/06 12:02			
<i>Surrogate(s): 4-BFB</i>		<i>Recovery: 103%</i>		<i>Limits: 50-150%</i>	<i>"</i>								<i>09/19/06 12:02</i>			
Duplicate (6090747-DUP1)													QC Source: PPI0655-22		Extracted: 09/19/06 10:49	
Gasoline Range Hydrocarbons	NW TPH-Gx	ND	---	80.0	ug/l	1x	ND	--	--	--	47.5%	(40)	09/19/06 14:40	Q-06		
<i>Surrogate(s): 4-BFB</i>		<i>Recovery: 97.2%</i>		<i>Limits: 50-150%</i>	<i>"</i>								<i>09/19/06 14:40</i>			

TestAmerica - Portland, OR

The results in this report apply to the samples analyzed in accordance with the chain of custody document. This analytical report must be reproduced in its entirety.

Sarah Rockwell

Sarah Rockwell, Project Manager



SLR-Portland	Project Name: Jeld Wen- Nord Door	Report Created:
1800 Blankenship Road Suite 440	Project Number: 008.0228.00018	10/26/06 16:07
West Linn, OR 97068	Project Manager: R. Scott Miller	

Gasoline Hydrocarbons per NW TPH-Gx Method - Laboratory Quality Control Results
TestAmerica - Portland, OR

QC Batch: 6090747 **Water Preparation Method: EPA 5030B**

Analyte	Method	Result	MDL*	MRL	Units	Dil	Source Result	Spike Amt	% REC	(Limits)	% RPD	(Limits)	Analyzed	Notes	
Duplicate (6090747-DUP2)			QC Source: PPI0658-01					Extracted: 09/19/06 10:49							
Gasoline Range Hydrocarbons	NW TPH-Gx	ND	---	80.0	ug/l	1x	ND	--	--	--	25.5% (40)		09/19/06 17:00		
<i>Surrogate(s): 4-BFB</i>		<i>Recovery: 99.8%</i>		<i>Limits: 50-150%</i>								<i>09/19/06 17:00</i>			

TestAmerica - Portland, OR

The results in this report apply to the samples analyzed in accordance with the chain of custody document. This analytical report must be reproduced in its entirety.

Sarah Rockwell

Sarah Rockwell, Project Manager



SLR-Portland	Project Name: Jeld Wen- Nord Door	Report Created:
1800 Blankenship Road Suite 440	Project Number: 008.0228.00018	10/26/06 16:07
West Linn, OR 97068	Project Manager: R. Scott Miller	

Diesel and Heavy Range Hydrocarbons per NWTPH-Dx Method - Laboratory Quality Control Results
TestAmerica - Portland, OR

QC Batch: 6090556 Water Preparation Method: EPA 3510 Fuels

Analyte	Method	Result	MDL*	MRL	Units	Dil	Source Result	Spike Amt	% REC	(Limits)	% RPD	(Limits)	Analyzed	Notes
Blank (6090556-BLK1)								Extracted: 09/14/06 14:30						
Diesel Range Organics	NWTPH-Dx	ND	---	0.500	mg/l	1x	--	--	--	--	--	--	09/18/06 11:40	
Heavy Oil Range Hydrocarbons	"	ND	---	1.00	"	"	--	--	--	--	--	--	"	
<i>Surrogate(s): 1-Chlorooctadecane</i>		<i>Recovery: 70.3%</i>		<i>Limits: 50-150%</i>		<i>"</i>							<i>09/18/06 11:40</i>	
LCS (6090556-BS1)								Extracted: 09/14/06 18:30						
Diesel Range Organics	NWTPH-Dx	2.42	---	0.250	mg/l	1x	--	2.55	94.9%	(50-150)	--	--	09/18/06 12:11	
Heavy Oil Range Hydrocarbons	"	1.55	---	0.500	"	"	--	1.60	96.9%	"	--	--	"	
<i>Surrogate(s): 1-Chlorooctadecane</i>		<i>Recovery: 68.7%</i>		<i>Limits: 50-150%</i>		<i>"</i>							<i>09/18/06 12:11</i>	
LCS Dup (6090556-BSD1)								Extracted: 09/14/06 18:30						
Diesel Range Organics	NWTPH-Dx	1.90	---	0.250	mg/l	1x	--	2.55	74.5%	(50-150)	24.1% (50)		09/18/06 12:42	
Heavy Oil Range Hydrocarbons	"	1.23	---	0.500	"	"	--	1.60	76.9%	"	23.0%	"	"	
<i>Surrogate(s): 1-Chlorooctadecane</i>		<i>Recovery: 65.3%</i>		<i>Limits: 50-150%</i>		<i>"</i>							<i>09/18/06 12:42</i>	

TestAmerica - Portland, OR

The results in this report apply to the samples analyzed in accordance with the chain of custody document. This analytical report must be reproduced in its entirety.

Sarah Rockwell

Sarah Rockwell, Project Manager



SLR-Portland	Project Name: Jeld Wen- Nord Door	Report Created:
1800 Blankenship Road Suite 440	Project Number: 008.0228.00018	10/26/06 16:07
West Linn, OR 97068	Project Manager: R. Scott Miller	

Volatile Organic Compounds per EPA Method 8260B - Laboratory Quality Control Results
 TestAmerica - Portland, OR

QC Batch: 6090657 **Soil Preparation Method: EPA 5035 Modified**

Analyte	Method	Result	MDL*	MRL	Units	Dil	Source Result	Spike Amt	% REC	(Limits)	% RPD	(Limits)	Analyzed	Notes
Blank (6090657-BLK1)													Extracted: 09/17/06 19:45	
Acetone	EPA 8260B	ND	---	2480	ug/kg wet	1x	--	--	--	--	--	--	09/18/06 03:33	
Benzene	"	ND	---	19.8	"	"	--	--	--	--	--	--	"	
Bromobenzene	"	ND	---	99.2	"	"	--	--	--	--	--	--	"	
Bromochloromethane	"	ND	---	99.2	"	"	--	--	--	--	--	--	"	
Bromodichloromethane	"	ND	---	99.2	"	"	--	--	--	--	--	--	"	
Bromoform	"	ND	---	99.2	"	"	--	--	--	--	--	--	"	
Bromomethane	"	ND	---	496	"	"	--	--	--	--	--	--	"	
2-Butanone (MEK)	"	ND	---	992	"	"	--	--	--	--	--	--	"	
n-Butylbenzene	"	ND	---	496	"	"	--	--	--	--	--	--	"	
sec-Butylbenzene	"	ND	---	99.2	"	"	--	--	--	--	--	--	"	
tert-Butylbenzene	"	ND	---	99.2	"	"	--	--	--	--	--	--	"	
Carbon disulfide	"	ND	---	99.2	"	"	--	--	--	--	--	--	"	
Carbon tetrachloride	"	ND	---	99.2	"	"	--	--	--	--	--	--	"	
Chlorobenzene	"	ND	---	99.2	"	"	--	--	--	--	--	--	"	
Chloroethane	"	ND	---	99.2	"	"	--	--	--	--	--	--	"	
Chloroform	"	ND	---	99.2	"	"	--	--	--	--	--	--	"	
Chloromethane	"	ND	---	496	"	"	--	--	--	--	--	--	"	
2-Chlorotoluene	"	ND	---	99.2	"	"	--	--	--	--	--	--	"	
4-Chlorotoluene	"	ND	---	99.2	"	"	--	--	--	--	--	--	"	
1,2-Dibromo-3-chloropropane	"	ND	---	496	"	"	--	--	--	--	--	--	"	
Dibromochloromethane	"	ND	---	99.2	"	"	--	--	--	--	--	--	"	
1,2-Dibromoethane	"	ND	---	99.2	"	"	--	--	--	--	--	--	"	
Dibromomethane	"	ND	---	99.2	"	"	--	--	--	--	--	--	"	
1,2-Dichlorobenzene	"	ND	---	99.2	"	"	--	--	--	--	--	--	"	
1,3-Dichlorobenzene	"	ND	---	99.2	"	"	--	--	--	--	--	--	"	
1,4-Dichlorobenzene	"	ND	---	99.2	"	"	--	--	--	--	--	--	"	
Dichlorodifluoromethane	"	ND	---	496	"	"	--	--	--	--	--	--	"	
1,1-Dichloroethane	"	ND	---	99.2	"	"	--	--	--	--	--	--	"	
1,2-Dichloroethane	"	ND	---	99.2	"	"	--	--	--	--	--	--	"	
1,1-Dichloroethene	"	ND	---	99.2	"	"	--	--	--	--	--	--	"	
cis-1,2-Dichloroethene	"	ND	---	99.2	"	"	--	--	--	--	--	--	"	
trans-1,2-Dichloroethene	"	ND	---	99.2	"	"	--	--	--	--	--	--	"	
1,2-Dichloropropane	"	ND	---	99.2	"	"	--	--	--	--	--	--	"	
1,3-Dichloropropane	"	ND	---	99.2	"	"	--	--	--	--	--	--	"	
2,2-Dichloropropane	"	ND	---	99.2	"	"	--	--	--	--	--	--	"	
1,1-Dichloropropene	"	ND	---	99.2	"	"	--	--	--	--	--	--	"	
cis-1,3-Dichloropropene	"	ND	---	99.2	"	"	--	--	--	--	--	--	"	
trans-1,3-Dichloropropene	"	ND	---	99.2	"	"	--	--	--	--	--	--	"	
Ethylbenzene	"	ND	---	99.2	"	"	--	--	--	--	--	--	"	

TestAmerica - Portland, OR

The results in this report apply to the samples analyzed in accordance with the chain of custody document. This analytical report must be reproduced in its entirety.

Sarah Rockwell

Sarah Rockwell, Project Manager



SLR-Portland	Project Name: Jeld Wen- Nord Door	Report Created:
1800 Blankenship Road Suite 440	Project Number: 008.0228.00018	10/26/06 16:07
West Linn, OR 97068	Project Manager: R. Scott Miller	

Volatile Organic Compounds per EPA Method 8260B - Laboratory Quality Control Results
TestAmerica - Portland, OR

QC Batch: 6090657 **Soil Preparation Method: EPA 5035 Modified**

Analyte	Method	Result	MDL*	MRL	Units	Dil	Source Result	Spike Amt	% REC	(Limits)	% RPD	(Limits)	Analyzed	Notes
---------	--------	--------	------	-----	-------	-----	---------------	-----------	-------	----------	-------	----------	----------	-------

Blank (6090657-BLK1)

Extracted: 09/17/06 19:45

Hexachlorobutadiene	EPA 8260B	ND	---	397	ug/kg wet	1x	--	--	--	--	--	--	09/18/06 03:33	
2-Hexanone	"	ND	---	992	"	"	--	--	--	--	--	--	"	
Isopropylbenzene	"	ND	---	198	"	"	--	--	--	--	--	--	"	
p-Isopropyltoluene	"	ND	---	198	"	"	--	--	--	--	--	--	"	
4-Methyl-2-pentanone	"	ND	---	496	"	"	--	--	--	--	--	--	"	
Methyl tert-butyl ether	"	ND	---	99.2	"	"	--	--	--	--	--	--	"	
Methylene chloride	"	ND	---	496	"	"	--	--	--	--	--	--	"	
Naphthalene	"	ND	---	198	"	"	--	--	--	--	--	--	"	
n-Propylbenzene	"	ND	---	99.2	"	"	--	--	--	--	--	--	"	
Styrene	"	ND	---	99.2	"	"	--	--	--	--	--	--	"	
1,1,1,2-Tetrachloroethane	"	ND	---	99.2	"	"	--	--	--	--	--	--	"	
1,1,2,2-Tetrachloroethane	"	ND	---	99.2	"	"	--	--	--	--	--	--	"	
Tetrachloroethene	"	ND	---	99.2	"	"	--	--	--	--	--	--	"	
Toluene	"	ND	---	99.2	"	"	--	--	--	--	--	--	"	
1,2,3-Trichlorobenzene	"	ND	---	99.2	"	"	--	--	--	--	--	--	"	
1,2,4-Trichlorobenzene	"	ND	---	99.2	"	"	--	--	--	--	--	--	"	
1,1,1-Trichloroethane	"	ND	---	99.2	"	"	--	--	--	--	--	--	"	
1,1,2-Trichloroethane	"	ND	---	99.2	"	"	--	--	--	--	--	--	"	
Trichloroethene	"	ND	---	99.2	"	"	--	--	--	--	--	--	"	
Trichlorofluoromethane	"	ND	---	99.2	"	"	--	--	--	--	--	--	"	
1,2,3-Trichloropropane	"	ND	---	99.2	"	"	--	--	--	--	--	--	"	
1,2,4-Trimethylbenzene	"	ND	---	99.2	"	"	--	--	--	--	--	--	"	
1,3,5-Trimethylbenzene	"	ND	---	99.2	"	"	--	--	--	--	--	--	"	
Vinyl chloride	"	ND	---	99.2	"	"	--	--	--	--	--	--	"	
o-Xylene	"	ND	---	99.2	"	"	--	--	--	--	--	--	"	
m,p-Xylene	"	ND	---	198	"	"	--	--	--	--	--	--	"	

<i>Surrogate(s):</i> 4-BFB	<i>Recovery:</i> 92.4%	<i>Limits:</i> 75-125%	0.01x	09/18/06 03:33
1,2-DCA-d4	83.3%	75-125%	"	"
Dibromofluoromethane	83.8%	75-125%	"	"
Toluene-d8	89.4%	75-125%	"	"

TestAmerica - Portland, OR

The results in this report apply to the samples analyzed in accordance with the chain of custody document. This analytical report must be reproduced in its entirety.

Sarah Rockwell

Sarah Rockwell, Project Manager



SLR-Portland	Project Name: Jeld Wen- Nord Door	Report Created:
1800 Blankenship Road Suite 440	Project Number: 008.0228.00018	10/26/06 16:07
West Linn, OR 97068	Project Manager: R. Scott Miller	

Volatile Organic Compounds per EPA Method 8260B - Laboratory Quality Control Results
 TestAmerica - Portland, OR

QC Batch: 6090657 Soil Preparation Method: EPA 5035 Modified

Analyte	Method	Result	MDL*	MRL	Units	Dil	Source Result	Spike Amt	% REC	(Limits)	% RPD	(Limits)	Analyzed	Notes
LCS (6090657-BS1)													Extracted: 09/17/06 19:45	
Benzene	EPA 8260B	2010	---	19.8	ug/kg wet	1x	--	1980	102%	(81.9-125)	--	--	09/17/06 20:40	
Chlorobenzene	"	2020	---	99.2	"	"	--	"	102%	(79.2-125)	--	--	"	
1,1-Dichloroethene	"	1880	---	99.2	"	"	--	"	94.9%	(66.1-125)	--	--	"	
Toluene	"	1990	---	99.2	"	"	--	"	101%	(80-125)	--	--	"	
Trichloroethene	"	1970	---	99.2	"	"	--	"	99.5%	(76-125)	--	--	"	
<i>Surrogate(s): 4-BFB</i>		<i>Recovery:</i>	<i>94.9%</i>	<i>Limits: 75-125%</i>		<i>0.01x</i>							<i>09/17/06 20:40</i>	
<i>1,2-DCA-d4</i>			<i>90.9%</i>	<i>75-125%</i>		<i>"</i>							<i>"</i>	
<i>Dibromofluoromethane</i>			<i>92.4%</i>	<i>75-125%</i>		<i>"</i>							<i>"</i>	
<i>Toluene-d8</i>			<i>92.4%</i>	<i>75-125%</i>		<i>"</i>							<i>"</i>	

Matrix Spike (6090657-MS1)													QC Source: PPI0617-10		Extracted: 09/17/06 19:45	
Benzene	EPA 8260B	2170	---	21.2	ug/kg dry	1x	ND	2120	102%	(68.5-125)	--	--	09/17/06 21:08			
Chlorobenzene	"	2140	---	106	"	"	ND	"	101%	(65.9-125)	--	--	"			
1,1-Dichloroethene	"	2040	---	106	"	"	ND	"	96.2%	(55.8-125)	--	--	"			
Toluene	"	2140	---	106	"	"	9.55	"	100%	(70.3-125)	--	--	"			
Trichloroethene	"	2080	---	106	"	"	ND	"	98.1%	(65.5-125)	--	--	"			
<i>Surrogate(s): 4-BFB</i>		<i>Recovery:</i>	<i>92.5%</i>	<i>Limits: 75-125%</i>		<i>0.01x</i>							<i>09/17/06 21:08</i>			
<i>1,2-DCA-d4</i>			<i>91.0%</i>	<i>75-125%</i>		<i>"</i>							<i>"</i>			
<i>Dibromofluoromethane</i>			<i>91.5%</i>	<i>75-125%</i>		<i>"</i>							<i>"</i>			
<i>Toluene-d8</i>			<i>91.0%</i>	<i>75-125%</i>		<i>"</i>							<i>"</i>			

Matrix Spike Dup (6090657-MSD1)													QC Source: PPI0617-10		Extracted: 09/17/06 19:45	
Benzene	EPA 8260B	2220	---	21.2	ug/kg dry	1x	ND	2120	105%	(68.5-125)	2.28%	(25)	09/17/06 21:35			
Chlorobenzene	"	2190	---	106	"	"	ND	"	103%	(65.9-125)	2.31%	"	"			
1,1-Dichloroethene	"	2070	---	106	"	"	ND	"	97.6%	(55.8-125)	1.46%	"	"			
Toluene	"	2220	---	106	"	"	9.55	"	104%	(70.3-125)	3.67%	"	"			
Trichloroethene	"	2200	---	106	"	"	ND	"	104%	(65.5-125)	5.61%	"	"			
<i>Surrogate(s): 4-BFB</i>		<i>Recovery:</i>	<i>98.6%</i>	<i>Limits: 75-125%</i>		<i>0.01x</i>							<i>09/17/06 21:35</i>			
<i>1,2-DCA-d4</i>			<i>93.4%</i>	<i>75-125%</i>		<i>"</i>							<i>"</i>			
<i>Dibromofluoromethane</i>			<i>98.1%</i>	<i>75-125%</i>		<i>"</i>							<i>"</i>			
<i>Toluene-d8</i>			<i>98.1%</i>	<i>75-125%</i>		<i>"</i>							<i>"</i>			

TestAmerica - Portland, OR

The results in this report apply to the samples analyzed in accordance with the chain of custody document. This analytical report must be reproduced in its entirety.

Sarah Rockwell

Sarah Rockwell, Project Manager



SLR-Portland	Project Name: Jeld Wen- Nord Door	Report Created:
1800 Blankenship Road Suite 440	Project Number: 008.0228.00018	10/26/06 16:07
West Linn, OR 97068	Project Manager: R. Scott Miller	

Volatile Organic Compounds per EPA Method 8260B - Laboratory Quality Control Results
TestAmerica - Portland, OR

QC Batch: 6090862 **Water Preparation Method: EPA 5030B**

Analyte	Method	Result	MDL*	MRL	Units	Dil	Source Result	Spike Amt	% REC	(Limits)	% RPD	(Limits)	Analyzed	Notes
Blank (6090862-BLK1)										Extracted: 09/21/06 12:42				
Acetone	EPA 8260B	ND	---	25.0	ug/l	1x	--	--	--	--	--	--	09/21/06 20:58	
Benzene	"	ND	---	1.00	"	"	--	--	--	--	--	--	"	
Bromobenzene	"	ND	---	1.00	"	"	--	--	--	--	--	--	"	
Bromochloromethane	"	ND	---	1.00	"	"	--	--	--	--	--	--	"	
Bromodichloromethane	"	ND	---	1.00	"	"	--	--	--	--	--	--	"	
Bromoform	"	ND	---	1.00	"	"	--	--	--	--	--	--	"	
Bromomethane	"	ND	---	5.00	"	"	--	--	--	--	--	--	"	
2-Butanone (MEK)	"	ND	---	10.0	"	"	--	--	--	--	--	--	"	
n-Butylbenzene	"	ND	---	5.00	"	"	--	--	--	--	--	--	"	
sec-Butylbenzene	"	ND	---	1.00	"	"	--	--	--	--	--	--	"	
tert-Butylbenzene	"	ND	---	1.00	"	"	--	--	--	--	--	--	"	
Carbon disulfide	"	ND	---	10.0	"	"	--	--	--	--	--	--	"	
Carbon tetrachloride	"	ND	---	1.00	"	"	--	--	--	--	--	--	"	
Chlorobenzene	"	ND	---	1.00	"	"	--	--	--	--	--	--	"	
Chloroethane	"	ND	---	1.00	"	"	--	--	--	--	--	--	"	
Chloroform	"	ND	---	1.00	"	"	--	--	--	--	--	--	"	
Chloromethane	"	ND	---	5.00	"	"	--	--	--	--	--	--	"	
2-Chlorotoluene	"	ND	---	1.00	"	"	--	--	--	--	--	--	"	
4-Chlorotoluene	"	ND	---	1.00	"	"	--	--	--	--	--	--	"	
1,2-Dibromo-3-chloropropane	"	ND	---	5.00	"	"	--	--	--	--	--	--	"	
Dibromochloromethane	"	ND	---	1.00	"	"	--	--	--	--	--	--	"	
1,2-Dibromoethane	"	ND	---	1.00	"	"	--	--	--	--	--	--	"	
Dibromomethane	"	ND	---	1.00	"	"	--	--	--	--	--	--	"	
1,2-Dichlorobenzene	"	ND	---	1.00	"	"	--	--	--	--	--	--	"	
1,3-Dichlorobenzene	"	ND	---	1.00	"	"	--	--	--	--	--	--	"	
1,4-Dichlorobenzene	"	ND	---	1.00	"	"	--	--	--	--	--	--	"	
Dichlorodifluoromethane	"	ND	---	5.00	"	"	--	--	--	--	--	--	"	
1,1-Dichloroethane	"	ND	---	1.00	"	"	--	--	--	--	--	--	"	
1,2-Dichloroethane	"	ND	---	1.00	"	"	--	--	--	--	--	--	"	
1,1-Dichloroethene	"	ND	---	1.00	"	"	--	--	--	--	--	--	"	
cis-1,2-Dichloroethene	"	ND	---	1.00	"	"	--	--	--	--	--	--	"	
trans-1,2-Dichloroethene	"	ND	---	1.00	"	"	--	--	--	--	--	--	"	
1,2-Dichloropropane	"	ND	---	1.00	"	"	--	--	--	--	--	--	"	
1,3-Dichloropropane	"	ND	---	1.00	"	"	--	--	--	--	--	--	"	
2,2-Dichloropropane	"	ND	---	1.00	"	"	--	--	--	--	--	--	"	
1,1-Dichloropropene	"	ND	---	1.00	"	"	--	--	--	--	--	--	"	
cis-1,3-Dichloropropene	"	ND	---	1.00	"	"	--	--	--	--	--	--	"	
trans-1,3-Dichloropropene	"	ND	---	1.00	"	"	--	--	--	--	--	--	"	
Ethylbenzene	"	ND	---	1.00	"	"	--	--	--	--	--	--	"	

TestAmerica - Portland, OR

The results in this report apply to the samples analyzed in accordance with the chain of custody document. This analytical report must be reproduced in its entirety.

Sarah Rockwell

Sarah Rockwell, Project Manager



SLR-Portland	Project Name: Jeld Wen- Nord Door	Report Created:
1800 Blankenship Road Suite 440	Project Number: 008.0228.00018	10/26/06 16:07
West Linn, OR 97068	Project Manager: R. Scott Miller	

Volatile Organic Compounds per EPA Method 8260B - Laboratory Quality Control Results
TestAmerica - Portland, OR

QC Batch: 6090862 **Water Preparation Method: EPA 5030B**

Analyte	Method	Result	MDL*	MRL	Units	Dil	Source Result	Spike Amt	% REC	(Limits)	% RPD	(Limits)	Analyzed	Notes
---------	--------	--------	------	-----	-------	-----	---------------	-----------	-------	----------	-------	----------	----------	-------

Blank (6090862-BLK1)													Extracted: 09/21/06 12:42			
Hexachlorobutadiene	EPA 8260B	ND	---	4.00	ug/l	1x	--	--	--	--	--	--	09/21/06 20:58			
2-Hexanone	"	ND	---	10.0	"	"	--	--	--	--	--	--	"			
Isopropylbenzene	"	ND	---	2.00	"	"	--	--	--	--	--	--	"			
p-Isopropyltoluene	"	ND	---	2.00	"	"	--	--	--	--	--	--	"			
4-Methyl-2-pentanone	"	ND	---	5.00	"	"	--	--	--	--	--	--	"			
Methyl tert-butyl ether	"	ND	---	1.00	"	"	--	--	--	--	--	--	"			
Methylene chloride	"	ND	---	5.00	"	"	--	--	--	--	--	--	"			
Naphthalene	"	ND	---	2.00	"	"	--	--	--	--	--	--	"			
n-Propylbenzene	"	ND	---	1.00	"	"	--	--	--	--	--	--	"			
Styrene	"	ND	---	1.00	"	"	--	--	--	--	--	--	"			
1,1,1,2-Tetrachloroethane	"	ND	---	1.00	"	"	--	--	--	--	--	--	"			
1,1,2,2-Tetrachloroethane	"	ND	---	1.00	"	"	--	--	--	--	--	--	"			
Tetrachloroethene	"	ND	---	1.00	"	"	--	--	--	--	--	--	"			
Toluene	"	ND	---	1.00	"	"	--	--	--	--	--	--	"			
1,2,3-Trichlorobenzene	"	ND	---	1.00	"	"	--	--	--	--	--	--	"			
1,2,4-Trichlorobenzene	"	ND	---	1.00	"	"	--	--	--	--	--	--	"			
1,1,1-Trichloroethane	"	ND	---	1.00	"	"	--	--	--	--	--	--	"			
1,1,2-Trichloroethane	"	ND	---	1.00	"	"	--	--	--	--	--	--	"			
Trichloroethene	"	ND	---	1.00	"	"	--	--	--	--	--	--	"			
Trichlorofluoromethane	"	ND	---	1.00	"	"	--	--	--	--	--	--	"			
1,2,3-Trichloropropane	"	ND	---	1.00	"	"	--	--	--	--	--	--	"			
1,2,4-Trimethylbenzene	"	ND	---	1.00	"	"	--	--	--	--	--	--	"			
1,3,5-Trimethylbenzene	"	ND	---	1.00	"	"	--	--	--	--	--	--	"			
Vinyl chloride	"	ND	---	1.00	"	"	--	--	--	--	--	--	"			
o-Xylene	"	ND	---	1.00	"	"	--	--	--	--	--	--	"			
m,p-Xylene	"	ND	---	2.00	"	"	--	--	--	--	--	--	"			
<i>Surrogate(s): 4-BFB</i>													<i>Recovery: 97.0%</i>	<i>Limits: 80-120%</i>	<i>"</i>	<i>09/21/06 20:58</i>
<i>1,2-DCA-d4</i>													<i>96.5%</i>	<i>80-120%</i>	<i>"</i>	<i>"</i>
<i>Dibromofluoromethane</i>													<i>97.0%</i>	<i>80-120%</i>	<i>"</i>	<i>"</i>
<i>Toluene-d8</i>													<i>96.0%</i>	<i>80-120%</i>	<i>"</i>	<i>"</i>

TestAmerica - Portland, OR

The results in this report apply to the samples analyzed in accordance with the chain of custody document. This analytical report must be reproduced in its entirety.

Sarah Rockwell

Sarah Rockwell, Project Manager



SLR-Portland	Project Name: Jeld Wen- Nord Door	Report Created:
1800 Blankenship Road Suite 440	Project Number: 008.0228.00018	10/26/06 16:07
West Linn, OR 97068	Project Manager: R. Scott Miller	

Volatile Organic Compounds per EPA Method 8260B - Laboratory Quality Control Results
TestAmerica - Portland, OR

QC Batch: 6090862 **Water Preparation Method: EPA 5030B**

Analyte	Method	Result	MDL*	MRL	Units	Dil	Source Result	Spike Amt	% REC	(Limits)	% RPD	(Limits)	Analyzed	Notes
---------	--------	--------	------	-----	-------	-----	---------------	-----------	-------	----------	-------	----------	----------	-------

LCS (6090862-BS1)

Extracted: 09/21/06 12:42

Benzene	EPA 8260B	20.8	---	1.00	ug/l	1x	--	20.0	104%	(80-120)	--	--	09/21/06 18:34	
Chlorobenzene	"	19.9	---	1.00	"	"	--	"	99.5%	(80-124)	--	--	"	
1,1-Dichloroethene	"	19.4	---	1.00	"	"	--	"	97.0%	(78-120)	--	--	"	
Toluene	"	20.5	---	1.00	"	"	--	"	102%	(80-124)	--	--	"	
Trichloroethene	"	22.0	---	1.00	"	"	--	"	110%	(80-132)	--	--	"	
<i>Surrogate(s): 4-BFB</i>		<i>Recovery:</i>	<i>108%</i>	<i>Limits:</i>	<i>80-120%</i>	<i>"</i>							<i>09/21/06 18:34</i>	
<i>1,2-DCA-d4</i>			<i>100%</i>		<i>80-120%</i>	<i>"</i>							<i>"</i>	
<i>Dibromofluoromethane</i>			<i>101%</i>		<i>80-120%</i>	<i>"</i>							<i>"</i>	
<i>Toluene-d8</i>			<i>102%</i>		<i>80-120%</i>	<i>"</i>							<i>"</i>	

Matrix Spike (6090862-MS1)

QC Source: PPI0520-01

Extracted: 09/21/06 12:42

Benzene	EPA 8260B	20.9	---	1.00	ug/l	1x	0.110	20.0	104%	(80-124)	--	--	09/21/06 19:03	
Chlorobenzene	"	19.9	---	1.00	"	"	ND	"	99.5%	(72.9-134)	--	--	"	
1,1-Dichloroethene	"	19.2	---	1.00	"	"	ND	"	96.0%	(79.3-127)	--	--	"	
Toluene	"	21.3	---	1.00	"	"	0.520	"	104%	(79.7-131)	--	--	"	
Trichloroethene	"	19.9	---	1.00	"	"	ND	"	99.5%	(68.4-130)	--	--	"	
<i>Surrogate(s): 4-BFB</i>		<i>Recovery:</i>	<i>92.0%</i>	<i>Limits:</i>	<i>80-120%</i>	<i>"</i>							<i>09/21/06 19:03</i>	
<i>1,2-DCA-d4</i>			<i>93.0%</i>		<i>80-120%</i>	<i>"</i>							<i>"</i>	
<i>Dibromofluoromethane</i>			<i>97.5%</i>		<i>80-120%</i>	<i>"</i>							<i>"</i>	
<i>Toluene-d8</i>			<i>96.5%</i>		<i>80-120%</i>	<i>"</i>							<i>"</i>	

Matrix Spike Dup (6090862-MSD1)

QC Source: PPI0520-01

Extracted: 09/21/06 12:42

Benzene	EPA 8260B	20.5	---	1.00	ug/l	1x	0.110	20.0	102%	(80-124)	1.93%	(25)	09/21/06 19:32	
Chlorobenzene	"	19.7	---	1.00	"	"	ND	"	98.5%	(72.9-134)	1.01%	"	"	
1,1-Dichloroethene	"	18.6	---	1.00	"	"	ND	"	93.0%	(79.3-127)	3.17%	"	"	
Toluene	"	20.7	---	1.00	"	"	0.520	"	101%	(79.7-131)	2.86%	"	"	
Trichloroethene	"	19.6	---	1.00	"	"	ND	"	98.0%	(68.4-130)	1.52%	"	"	
<i>Surrogate(s): 4-BFB</i>		<i>Recovery:</i>	<i>103%</i>	<i>Limits:</i>	<i>80-120%</i>	<i>"</i>							<i>09/21/06 19:32</i>	
<i>1,2-DCA-d4</i>			<i>95.0%</i>		<i>80-120%</i>	<i>"</i>							<i>"</i>	
<i>Dibromofluoromethane</i>			<i>100%</i>		<i>80-120%</i>	<i>"</i>							<i>"</i>	
<i>Toluene-d8</i>			<i>99.5%</i>		<i>80-120%</i>	<i>"</i>							<i>"</i>	

TestAmerica - Portland, OR

The results in this report apply to the samples analyzed in accordance with the chain of custody document. This analytical report must be reproduced in its entirety.

Sarah Rockwell

Sarah Rockwell, Project Manager



SLR-Portland	Project Name: Jeld Wen- Nord Door	Report Created:
1800 Blankenship Road Suite 440	Project Number: 008.0228.00018	10/26/06 16:07
West Linn, OR 97068	Project Manager: R. Scott Miller	

Volatile Organic Compounds per EPA Method 8260B - Laboratory Quality Control Results
TestAmerica - Portland, OR

QC Batch: 6090949 **Water Preparation Method: EPA 5030B**

Analyte	Method	Result	MDL*	MRL	Units	Dil	Source Result	Spike Amt	% REC	(Limits)	% RPD	(Limits)	Analyzed	Notes
Blank (6090949-BLK1)													Extracted: 09/23/06 09:44	
Acetone	EPA 8260B	ND	---	25.0	ug/l	1x	--	--	--	--	--	--	09/23/06 13:21	
Benzene	"	ND	---	1.00	"	"	--	--	--	--	--	--	"	
Bromobenzene	"	ND	---	1.00	"	"	--	--	--	--	--	--	"	
Bromochloromethane	"	ND	---	1.00	"	"	--	--	--	--	--	--	"	
Bromodichloromethane	"	ND	---	1.00	"	"	--	--	--	--	--	--	"	
Bromoform	"	ND	---	1.00	"	"	--	--	--	--	--	--	"	
Bromomethane	"	ND	---	5.00	"	"	--	--	--	--	--	--	"	
2-Butanone (MEK)	"	ND	---	10.0	"	"	--	--	--	--	--	--	"	
n-Butylbenzene	"	ND	---	5.00	"	"	--	--	--	--	--	--	"	
sec-Butylbenzene	"	ND	---	1.00	"	"	--	--	--	--	--	--	"	
tert-Butylbenzene	"	ND	---	1.00	"	"	--	--	--	--	--	--	"	
Carbon disulfide	"	ND	---	10.0	"	"	--	--	--	--	--	--	"	
Carbon tetrachloride	"	ND	---	1.00	"	"	--	--	--	--	--	--	"	
Chlorobenzene	"	ND	---	1.00	"	"	--	--	--	--	--	--	"	
Chloroethane	"	ND	---	1.00	"	"	--	--	--	--	--	--	"	
Chloroform	"	ND	---	1.00	"	"	--	--	--	--	--	--	"	
Chloromethane	"	ND	---	5.00	"	"	--	--	--	--	--	--	"	
2-Chlorotoluene	"	ND	---	1.00	"	"	--	--	--	--	--	--	"	
4-Chlorotoluene	"	ND	---	1.00	"	"	--	--	--	--	--	--	"	
1,2-Dibromo-3-chloropropane	"	ND	---	5.00	"	"	--	--	--	--	--	--	"	
Dibromochloromethane	"	ND	---	1.00	"	"	--	--	--	--	--	--	"	
1,2-Dibromoethane	"	ND	---	1.00	"	"	--	--	--	--	--	--	"	
Dibromomethane	"	ND	---	1.00	"	"	--	--	--	--	--	--	"	
1,2-Dichlorobenzene	"	ND	---	1.00	"	"	--	--	--	--	--	--	"	
1,3-Dichlorobenzene	"	ND	---	1.00	"	"	--	--	--	--	--	--	"	
1,4-Dichlorobenzene	"	ND	---	1.00	"	"	--	--	--	--	--	--	"	
Dichlorodifluoromethane	"	ND	---	5.00	"	"	--	--	--	--	--	--	"	
1,1-Dichloroethane	"	ND	---	1.00	"	"	--	--	--	--	--	--	"	
1,2-Dichloroethane	"	ND	---	1.00	"	"	--	--	--	--	--	--	"	
1,1-Dichloroethene	"	ND	---	1.00	"	"	--	--	--	--	--	--	"	
cis-1,2-Dichloroethene	"	ND	---	1.00	"	"	--	--	--	--	--	--	"	
trans-1,2-Dichloroethene	"	ND	---	1.00	"	"	--	--	--	--	--	--	"	
1,2-Dichloropropane	"	ND	---	1.00	"	"	--	--	--	--	--	--	"	
1,3-Dichloropropane	"	ND	---	1.00	"	"	--	--	--	--	--	--	"	
2,2-Dichloropropane	"	ND	---	1.00	"	"	--	--	--	--	--	--	"	
1,1-Dichloropropene	"	ND	---	1.00	"	"	--	--	--	--	--	--	"	
cis-1,3-Dichloropropene	"	ND	---	1.00	"	"	--	--	--	--	--	--	"	
trans-1,3-Dichloropropene	"	ND	---	1.00	"	"	--	--	--	--	--	--	"	
Ethylbenzene	"	ND	---	1.00	"	"	--	--	--	--	--	--	"	

TestAmerica - Portland, OR

The results in this report apply to the samples analyzed in accordance with the chain of custody document. This analytical report must be reproduced in its entirety.

Sarah Rockwell

Sarah Rockwell, Project Manager



SLR-Portland	Project Name: Jeld Wen- Nord Door	Report Created:
1800 Blankenship Road Suite 440	Project Number: 008.0228.00018	10/26/06 16:07
West Linn, OR 97068	Project Manager: R. Scott Miller	

Volatile Organic Compounds per EPA Method 8260B - Laboratory Quality Control Results
TestAmerica - Portland, OR

QC Batch: 6090949 **Water Preparation Method: EPA 5030B**

Analyte	Method	Result	MDL*	MRL	Units	Dil	Source Result	Spike Amt	% REC	(Limits)	% RPD	(Limits)	Analyzed	Notes
---------	--------	--------	------	-----	-------	-----	---------------	-----------	-------	----------	-------	----------	----------	-------

Blank (6090949-BLK1)													Extracted: 09/23/06 09:44	
Hexachlorobutadiene	EPA 8260B	ND	---	4.00	ug/l	1x	--	--	--	--	--	--	09/23/06 13:21	
2-Hexanone	"	ND	---	10.0	"	"	--	--	--	--	--	--	"	
Isopropylbenzene	"	ND	---	2.00	"	"	--	--	--	--	--	--	"	
p-Isopropyltoluene	"	ND	---	2.00	"	"	--	--	--	--	--	--	"	
4-Methyl-2-pentanone	"	ND	---	5.00	"	"	--	--	--	--	--	--	"	
Methyl tert-butyl ether	"	ND	---	1.00	"	"	--	--	--	--	--	--	"	
Methylene chloride	"	ND	---	5.00	"	"	--	--	--	--	--	--	"	
Naphthalene	"	ND	---	2.00	"	"	--	--	--	--	--	--	"	
n-Propylbenzene	"	ND	---	1.00	"	"	--	--	--	--	--	--	"	
Styrene	"	ND	---	1.00	"	"	--	--	--	--	--	--	"	
1,1,1,2-Tetrachloroethane	"	ND	---	1.00	"	"	--	--	--	--	--	--	"	
1,1,2,2-Tetrachloroethane	"	ND	---	1.00	"	"	--	--	--	--	--	--	"	
Tetrachloroethene	"	ND	---	1.00	"	"	--	--	--	--	--	--	"	
Toluene	"	ND	---	1.00	"	"	--	--	--	--	--	--	"	
1,2,3-Trichlorobenzene	"	ND	---	1.00	"	"	--	--	--	--	--	--	"	
1,2,4-Trichlorobenzene	"	ND	---	1.00	"	"	--	--	--	--	--	--	"	
1,1,1-Trichloroethane	"	ND	---	1.00	"	"	--	--	--	--	--	--	"	
1,1,2-Trichloroethane	"	ND	---	1.00	"	"	--	--	--	--	--	--	"	
Trichloroethene	"	ND	---	1.00	"	"	--	--	--	--	--	--	"	
Trichlorofluoromethane	"	ND	---	1.00	"	"	--	--	--	--	--	--	"	
1,2,3-Trichloropropane	"	ND	---	1.00	"	"	--	--	--	--	--	--	"	
1,2,4-Trimethylbenzene	"	ND	---	1.00	"	"	--	--	--	--	--	--	"	
1,3,5-Trimethylbenzene	"	ND	---	1.00	"	"	--	--	--	--	--	--	"	
Vinyl chloride	"	ND	---	1.00	"	"	--	--	--	--	--	--	"	
o-Xylene	"	ND	---	1.00	"	"	--	--	--	--	--	--	"	
m,p-Xylene	"	ND	---	2.00	"	"	--	--	--	--	--	--	"	

Surrogate(s): 4-BFB	Recovery: 93.0%	Limits: 80-120%	"	09/23/06 13:21
1,2-DCA-d4	105%	80-120%	"	"
Dibromofluoromethane	102%	80-120%	"	"
Toluene-d8	102%	80-120%	"	"

Sarah Rockwell

Sarah Rockwell, Project Manager



SLR-Portland	Project Name: Jeld Wen- Nord Door	
1800 Blankenship Road Suite 440	Project Number: 008.0228.00018	Report Created:
West Linn, OR 97068	Project Manager: R. Scott Miller	10/26/06 16:07

Volatile Organic Compounds per EPA Method 8260B - Laboratory Quality Control Results
 TestAmerica - Portland, OR

QC Batch: 6090949 **Water Preparation Method: EPA 5030B**

Analyte	Method	Result	MDL*	MRL	Units	Dil	Source Result	Spike Amt	% REC	(Limits)	% RPD	(Limits)	Analyzed	Notes
LCS (6090949-BS1)													Extracted: 09/23/06 09:44	
Benzene	EPA 8260B	20.9	---	1.00	ug/l	1x	--	20.0	104%	(80-120)	--	--	09/23/06 10:57	
Chlorobenzene	"	20.8	---	1.00	"	"	--	"	104%	(80-124)	--	--	"	
1,1-Dichloroethene	"	19.6	---	1.00	"	"	--	"	98.0%	(78-120)	--	--	"	
Toluene	"	21.0	---	1.00	"	"	--	"	105%	(80-124)	--	--	"	
Trichloroethene	"	20.9	---	1.00	"	"	--	"	104%	(80-132)	--	--	"	
<i>Surrogate(s): 4-BFB</i>		<i>Recovery: 98.0%</i>		<i>Limits: 80-120%</i>		<i>"</i>						<i>09/23/06 10:57</i>		
<i>1,2-DCA-d4</i>		<i>100%</i>		<i>80-120%</i>		<i>"</i>						<i>"</i>		
<i>Dibromofluoromethane</i>		<i>99.0%</i>		<i>80-120%</i>		<i>"</i>						<i>"</i>		
<i>Toluene-d8</i>		<i>101%</i>		<i>80-120%</i>		<i>"</i>						<i>"</i>		

Matrix Spike (6090949-MS1)													QC Source: PPI0687-03		Extracted: 09/23/06 09:44	
Benzene	EPA 8260B	46.2	---	1.00	ug/l	1x	15.8	20.0	152%	(80-124)	--	--	09/23/06 11:26	Q-01		
Chlorobenzene	"	19.5	---	1.00	"	"	ND	"	97.5%	(72.9-134)	--	--	"			
1,1-Dichloroethene	"	18.4	---	1.00	"	"	ND	"	92.0%	(79.3-127)	--	--	"			
Toluene	"	20.3	---	1.00	"	"	0.690	"	98.0%	(79.7-131)	--	--	"			
Trichloroethene	"	19.2	---	1.00	"	"	ND	"	96.0%	(68.4-130)	--	--	"			
<i>Surrogate(s): 4-BFB</i>		<i>Recovery: 93.5%</i>		<i>Limits: 80-120%</i>		<i>"</i>						<i>09/23/06 11:26</i>				
<i>1,2-DCA-d4</i>		<i>100%</i>		<i>80-120%</i>		<i>"</i>						<i>"</i>				
<i>Dibromofluoromethane</i>		<i>102%</i>		<i>80-120%</i>		<i>"</i>						<i>"</i>				
<i>Toluene-d8</i>		<i>95.5%</i>		<i>80-120%</i>		<i>"</i>						<i>"</i>				

Matrix Spike Dup (6090949-MSD1)													QC Source: PPI0687-03		Extracted: 09/23/06 09:44	
Benzene	EPA 8260B	44.3	---	1.00	ug/l	1x	15.8	20.0	142%	(80-124)	4.20%	(25)	09/23/06 11:55	Q-01		
Chlorobenzene	"	18.7	---	1.00	"	"	ND	"	93.5%	(72.9-134)	4.19%	"	"			
1,1-Dichloroethene	"	17.3	---	1.00	"	"	ND	"	86.5%	(79.3-127)	6.16%	"	"			
Toluene	"	19.4	---	1.00	"	"	0.690	"	93.6%	(79.7-131)	4.53%	"	"			
Trichloroethene	"	18.5	---	1.00	"	"	ND	"	92.5%	(68.4-130)	3.71%	"	"			
<i>Surrogate(s): 4-BFB</i>		<i>Recovery: 91.5%</i>		<i>Limits: 80-120%</i>		<i>"</i>						<i>09/23/06 11:55</i>				
<i>1,2-DCA-d4</i>		<i>98.5%</i>		<i>80-120%</i>		<i>"</i>						<i>"</i>				
<i>Dibromofluoromethane</i>		<i>100%</i>		<i>80-120%</i>		<i>"</i>						<i>"</i>				
<i>Toluene-d8</i>		<i>96.0%</i>		<i>80-120%</i>		<i>"</i>						<i>"</i>				

TestAmerica - Portland, OR

The results in this report apply to the samples analyzed in accordance with the chain of custody document. This analytical report must be reproduced in its entirety.

Sarah Rockwell

Sarah Rockwell, Project Manager



SLR-Portland	Project Name: Jeld Wen- Nord Door	Report Created:
1800 Blankenship Road Suite 440	Project Number: 008.0228.00018	10/26/06 16:07
West Linn, OR 97068	Project Manager: R. Scott Miller	

Semivolatile Organic Compounds per EPA Method 8270C - Laboratory Quality Control Results
TestAmerica - Portland, OR

QC Batch: 6090752 **Water Preparation Method: 3520B Liq-Liq**

Analyte	Method	Result	MDL*	MRL	Units	Dil	Source Result	Spike Amt	% REC	(Limits)	% RPD	(Limits)	Analyzed	Notes
Blank (6090752-BLK1)										Extracted: 09/19/06 16:40				
Carbazole	EPA 8270C	ND	---	5.00	ug/l	1x	--	--	--	--	--	--	09/23/06 02:12	
Acenaphthene	"	ND	---	5.00	"	"	--	--	--	--	--	--	"	
Acenaphthylene	"	ND	---	5.00	"	"	--	--	--	--	--	--	"	
Anthracene	"	ND	---	5.00	"	"	--	--	--	--	--	--	"	
Benzo (a) anthracene	"	ND	---	5.00	"	"	--	--	--	--	--	--	"	
Benzo (a) pyrene	"	ND	---	5.00	"	"	--	--	--	--	--	--	"	
Benzo (b) fluoranthene	"	ND	---	5.00	"	"	--	--	--	--	--	--	"	
Benzo (ghi) perylene	"	ND	---	5.00	"	"	--	--	--	--	--	--	"	
Benzo (k) fluoranthene	"	ND	---	5.00	"	"	--	--	--	--	--	--	"	
Benzoic Acid	"	ND	---	50.0	"	"	--	--	--	--	--	--	"	
Benzyl alcohol	"	ND	---	10.0	"	"	--	--	--	--	--	--	"	
4-Bromophenyl phenyl ether	"	ND	---	5.00	"	"	--	--	--	--	--	--	"	
Butyl benzyl phthalate	"	ND	---	5.00	"	"	--	--	--	--	--	--	"	
4-Chloro-3-methylphenol	"	ND	---	5.00	"	"	--	--	--	--	--	--	"	
4-Chloroaniline	"	ND	---	20.0	"	"	--	--	--	--	--	--	"	
Bis(2-chloroethoxy)methane	"	ND	---	10.0	"	"	--	--	--	--	--	--	"	
Bis(2-chloroethyl)ether	"	ND	---	5.00	"	"	--	--	--	--	--	--	"	
Bis(2-chloroisopropyl)ether	"	ND	---	10.0	"	"	--	--	--	--	--	--	"	
2-Chloronaphthalene	"	ND	---	5.00	"	"	--	--	--	--	--	--	"	
2-Chlorophenol	"	ND	---	5.00	"	"	--	--	--	--	--	--	"	
4-Chlorophenyl phenyl ether	"	ND	---	5.00	"	"	--	--	--	--	--	--	"	
Chrysene	"	ND	---	5.00	"	"	--	--	--	--	--	--	"	
Di-n-butyl phthalate	"	ND	---	5.00	"	"	--	--	--	--	--	--	"	
Di-n-octyl phthalate	"	ND	---	5.00	"	"	--	--	--	--	--	--	"	
Dibenzo (a,h) anthracene	"	ND	---	5.00	"	"	--	--	--	--	--	--	"	
Dibenzofuran	"	ND	---	5.00	"	"	--	--	--	--	--	--	"	
1,2-Dichlorobenzene	"	ND	---	5.00	"	"	--	--	--	--	--	--	"	
1,3-Dichlorobenzene	"	ND	---	5.00	"	"	--	--	--	--	--	--	"	
1,4-Dichlorobenzene	"	ND	---	5.00	"	"	--	--	--	--	--	--	"	
3,3'-Dichlorobenzidine	"	ND	---	5.00	"	"	--	--	--	--	--	--	"	
2,4-Dichlorophenol	"	ND	---	5.00	"	"	--	--	--	--	--	--	"	
Diethyl phthalate	"	ND	---	5.00	"	"	--	--	--	--	--	--	"	
2,4-Dimethylphenol	"	ND	---	10.0	"	"	--	--	--	--	--	--	"	
Dimethyl phthalate	"	ND	---	5.00	"	"	--	--	--	--	--	--	"	
4,6-Dinitro-2-methylphenol	"	ND	---	10.0	"	"	--	--	--	--	--	--	"	
2,4-Dinitrophenol	"	ND	---	25.0	"	"	--	--	--	--	--	--	"	
2,4-Dinitrotoluene	"	ND	---	5.00	"	"	--	--	--	--	--	--	"	
2,6-Dinitrotoluene	"	ND	---	5.00	"	"	--	--	--	--	--	--	"	
Bis(2-ethylhexyl)phthalate	"	ND	---	10.0	"	"	--	--	--	--	--	--	"	

TestAmerica - Portland, OR

The results in this report apply to the samples analyzed in accordance with the chain of custody document. This analytical report must be reproduced in its entirety.

Sarah Rockwell

Sarah Rockwell, Project Manager



SLR-Portland	Project Name: Jeld Wen- Nord Door	Report Created:
1800 Blankenship Road Suite 440	Project Number: 008.0228.00018	10/26/06 16:07
West Linn, OR 97068	Project Manager: R. Scott Miller	

Semivolatile Organic Compounds per EPA Method 8270C - Laboratory Quality Control Results
TestAmerica - Portland, OR

QC Batch: 6090752 **Water Preparation Method: 3520B Liq-Liq**

Analyte	Method	Result	MDL*	MRL	Units	Dil	Source Result	Spike Amt	% REC	(Limits)	% RPD	(Limits)	Analyzed	Notes
---------	--------	--------	------	-----	-------	-----	---------------	-----------	-------	----------	-------	----------	----------	-------

Blank (6090752-BLK1)													Extracted: 09/19/06 16:40	
Fluoranthene	EPA 8270C	ND	---	5.00	ug/l	1x	--	--	--	--	--	--	09/23/06 02:12	
Fluorene	"	ND	---	5.00	"	"	--	--	--	--	--	--	"	
Hexachlorobenzene	"	ND	---	5.00	"	"	--	--	--	--	--	--	"	
Hexachlorobutadiene	"	ND	---	10.0	"	"	--	--	--	--	--	--	"	
Hexachlorocyclopentadiene	"	ND	---	10.0	"	"	--	--	--	--	--	--	"	
Hexachloroethane	"	ND	---	10.0	"	"	--	--	--	--	--	--	"	
Indeno (1,2,3-cd) pyrene	"	ND	---	5.00	"	"	--	--	--	--	--	--	"	
Isophorone	"	ND	---	5.00	"	"	--	--	--	--	--	--	"	
2-Methylnaphthalene	"	ND	---	5.00	"	"	--	--	--	--	--	--	"	
2-Methylphenol	"	ND	---	10.0	"	"	--	--	--	--	--	--	"	
3-,4-Methylphenol	"	ND	---	5.00	"	"	--	--	--	--	--	--	"	
Naphthalene	"	ND	---	5.00	"	"	--	--	--	--	--	--	"	
2-Nitroaniline	"	ND	---	5.00	"	"	--	--	--	--	--	--	"	
3-Nitroaniline	"	ND	---	10.0	"	"	--	--	--	--	--	--	"	
4-Nitroaniline	"	ND	---	10.0	"	"	--	--	--	--	--	--	"	
Nitrobenzene	"	ND	---	5.00	"	"	--	--	--	--	--	--	"	
2-Nitrophenol	"	ND	---	5.00	"	"	--	--	--	--	--	--	"	
4-Nitrophenol	"	ND	---	25.0	"	"	--	--	--	--	--	--	"	
N-Nitrosodi-n-propylamine	"	ND	---	10.0	"	"	--	--	--	--	--	--	"	
N-Nitrosodiphenylamine	"	ND	---	5.00	"	"	--	--	--	--	--	--	"	
Pentachlorophenol	"	ND	---	10.0	"	"	--	--	--	--	--	--	"	
Phenanthrene	"	ND	---	5.00	"	"	--	--	--	--	--	--	"	
Phenol	"	ND	---	5.00	"	"	--	--	--	--	--	--	"	
Pyrene	"	ND	---	5.00	"	"	--	--	--	--	--	--	"	
1,2,4-Trichlorobenzene	"	ND	---	5.00	"	"	--	--	--	--	--	--	"	
2,4,5-Trichlorophenol	"	ND	---	5.00	"	"	--	--	--	--	--	--	"	
2,4,6-Trichlorophenol	"	ND	---	5.00	"	"	--	--	--	--	--	--	"	

<i>Surrogate(s):</i>	<i>2-Fluorobiphenyl</i>	<i>Recovery:</i>	<i>76.5%</i>	<i>Limits:</i>	<i>22-120%</i>	<i>"</i>	<i>09/23/06 02:12</i>
	<i>2-Fluorophenol</i>		<i>74.7%</i>		<i>5-120%</i>	<i>"</i>	<i>"</i>
	<i>Nitrobenzene-d5</i>		<i>85.6%</i>		<i>26-127%</i>	<i>"</i>	<i>"</i>
	<i>Phenol-d6</i>		<i>81.3%</i>		<i>4-121%</i>	<i>"</i>	<i>"</i>
	<i>p-Terphenyl-d14</i>		<i>86.3%</i>		<i>37-130%</i>	<i>"</i>	<i>"</i>
	<i>2,4,6-Tribromophenol</i>		<i>82.0%</i>		<i>21-129%</i>	<i>"</i>	<i>"</i>

TestAmerica - Portland, OR

The results in this report apply to the samples analyzed in accordance with the chain of custody document. This analytical report must be reproduced in its entirety.

Sarah Rockwell

Sarah Rockwell, Project Manager



SLR-Portland	Project Name: Jeld Wen- Nord Door	Report Created:
1800 Blankenship Road Suite 440	Project Number: 008.0228.00018	10/26/06 16:07
West Linn, OR 97068	Project Manager: R. Scott Miller	

Semivolatile Organic Compounds per EPA Method 8270C - Laboratory Quality Control Results
 TestAmerica - Portland, OR

QC Batch: 6090752 **Water Preparation Method: 3520B Liq-Liq**

Analyte	Method	Result	MDL*	MRL	Units	Dil	Source Result	Spike Amt	% REC	(Limits)	% RPD	(Limits)	Analyzed	Notes
LCS (6090752-BS1)													Extracted: 09/19/06 16:40	
Acenaphthene	EPA 8270C	44.8	---	5.00	ug/l	1x	--	50.0	89.6%	(56-120)	--	--	09/22/06 20:56	
4-Chloro-3-methylphenol	"	44.2	---	5.00	"	"	--	"	88.4%	(37-131)	--	--	"	
2-Chlorophenol	"	43.2	---	5.00	"	"	--	"	86.4%	(31-130)	--	--	"	
1,4-Dichlorobenzene	"	34.7	---	5.00	"	"	--	"	69.4%	(8-124)	--	--	"	
2,4-Dinitrotoluene	"	44.3	---	5.00	"	"	--	"	88.6%	(50-127)	--	--	"	
4-Nitrophenol	"	43.6	---	25.0	"	"	--	"	87.2%	(1-157)	--	--	"	
N-Nitrosodi-n-propylamine	"	44.6	---	10.0	"	"	--	"	89.2%	(44-129)	--	--	"	
Pentachlorophenol	"	54.7	---	10.0	"	"	--	"	109%	(23-149)	--	--	"	
Phenol	"	45.2	---	5.00	"	"	--	"	90.4%	(1-145)	--	--	"	
Pyrene	"	44.7	---	5.00	"	"	--	"	89.4%	(56-125)	--	--	"	
1,2,4-Trichlorobenzene	"	41.3	---	5.00	"	"	--	"	82.6%	(33-116)	--	--	"	
<i>Surrogate(s):</i>	<i>2-Fluorobiphenyl</i>	<i>Recovery:</i>	<i>69.9%</i>	<i>Limits:</i>	<i>22-120%</i>	<i>"</i>							<i>09/22/06 20:56</i>	
	<i>2-Fluorophenol</i>		<i>74.7%</i>		<i>5-120%</i>	<i>"</i>							<i>"</i>	
	<i>Nitrobenzene-d5</i>		<i>86.1%</i>		<i>26-127%</i>	<i>"</i>							<i>"</i>	
	<i>Phenol-d6</i>		<i>80.7%</i>		<i>4-121%</i>	<i>"</i>							<i>"</i>	
	<i>p-Terphenyl-d14</i>		<i>87.9%</i>		<i>37-130%</i>	<i>"</i>							<i>"</i>	
	<i>2,4,6-Tribromophenol</i>		<i>88.0%</i>		<i>21-129%</i>	<i>"</i>							<i>"</i>	

LCS Dup (6090752-BSD1)													Extracted: 09/19/06 16:40	
Acenaphthene	EPA 8270C	43.6	---	5.00	ug/l	1x	--	50.0	87.2%	(56-120)	2.71% (50)		09/22/06 21:41	
4-Chloro-3-methylphenol	"	44.2	---	5.00	"	"	--	"	88.4%	(37-131)	0.00%	"	"	
2-Chlorophenol	"	43.2	---	5.00	"	"	--	"	86.4%	(31-130)	0.00%	"	"	
1,4-Dichlorobenzene	"	36.4	---	5.00	"	"	--	"	72.8%	(8-124)	4.78%	"	"	
2,4-Dinitrotoluene	"	41.9	---	5.00	"	"	--	"	83.8%	(50-127)	5.57%	"	"	
4-Nitrophenol	"	43.4	---	25.0	"	"	--	"	86.8%	(1-157)	0.460%	"	"	
N-Nitrosodi-n-propylamine	"	42.4	---	10.0	"	"	--	"	84.8%	(44-129)	5.06%	"	"	
Pentachlorophenol	"	52.6	---	10.0	"	"	--	"	105%	(23-149)	3.91%	"	"	
Phenol	"	45.1	---	5.00	"	"	--	"	90.2%	(1-145)	0.221%	"	"	
Pyrene	"	42.5	---	5.00	"	"	--	"	85.0%	(56-125)	5.05%	"	"	
1,2,4-Trichlorobenzene	"	42.4	---	5.00	"	"	--	"	84.8%	(33-116)	2.63%	"	"	
<i>Surrogate(s):</i>	<i>2-Fluorobiphenyl</i>	<i>Recovery:</i>	<i>70.8%</i>	<i>Limits:</i>	<i>22-120%</i>	<i>"</i>							<i>09/22/06 21:41</i>	
	<i>2-Fluorophenol</i>		<i>76.7%</i>		<i>5-120%</i>	<i>"</i>							<i>"</i>	
	<i>Nitrobenzene-d5</i>		<i>85.9%</i>		<i>26-127%</i>	<i>"</i>							<i>"</i>	
	<i>Phenol-d6</i>		<i>80.7%</i>		<i>4-121%</i>	<i>"</i>							<i>"</i>	
	<i>p-Terphenyl-d14</i>		<i>87.7%</i>		<i>37-130%</i>	<i>"</i>							<i>"</i>	
	<i>2,4,6-Tribromophenol</i>		<i>86.7%</i>		<i>21-129%</i>	<i>"</i>							<i>"</i>	

Sarah Rockwell

Sarah Rockwell, Project Manager



SLR-Portland	Project Name: Jeld Wen- Nord Door	Report Created:
1800 Blankenship Road Suite 440	Project Number: 008.0228.00018	10/26/06 16:07
West Linn, OR 97068	Project Manager: R. Scott Miller	

Polynuclear Aromatic Compounds and Pentachlorophenol per EPA 8270M-SIM - Laboratory Quality Control Results
 TestAmerica - Portland, OR

QC Batch: 6090691 **Water Preparation Method: 3520B Liq-Liq**

Analyte	Method	Result	MDL*	MRL	Units	Dil	Source Result	Spike Amt	% REC	(Limits)	% RPD	(Limits)	Analyzed	Notes		
Blank (6090691-BLK1)													Extracted: 09/18/06 15:45			
Acenaphthene	EPA 8270m	ND	---	0.100	ug/l	1x	--	--	--	--	--	--	09/26/06 18:12			
Acenaphthylene	"	ND	---	0.100	"	"	--	--	--	--	--	--	"			
Anthracene	"	ND	---	0.100	"	"	--	--	--	--	--	--	"			
Benzo (a) anthracene	"	ND	---	0.100	"	"	--	--	--	--	--	--	"			
Benzo (a) pyrene	"	ND	---	0.100	"	"	--	--	--	--	--	--	"			
Benzo (b) fluoranthene	"	ND	---	0.100	"	"	--	--	--	--	--	--	"			
Benzo (k) fluoranthene	"	ND	---	0.100	"	"	--	--	--	--	--	--	"			
Benzo (ghi) perylene	"	ND	---	0.100	"	"	--	--	--	--	--	--	"			
Chrysene	"	ND	---	0.100	"	"	--	--	--	--	--	--	"			
Dibenzo (a,h) anthracene	"	ND	---	0.200	"	"	--	--	--	--	--	--	"			
Fluoranthene	"	ND	---	0.100	"	"	--	--	--	--	--	--	"			
Fluorene	"	ND	---	0.100	"	"	--	--	--	--	--	--	"			
Indeno (1,2,3-cd) pyrene	"	ND	---	0.100	"	"	--	--	--	--	--	--	"			
Naphthalene	"	ND	---	0.100	"	"	--	--	--	--	--	--	"			
Pentachlorophenol	"	ND	---	1.00	"	"	--	--	--	--	--	--	"			
Phenanthrene	"	ND	---	0.100	"	"	--	--	--	--	--	--	"			
Pyrene	"	ND	---	0.100	"	"	--	--	--	--	--	--	"			
<i>Surrogate(s): Fluorene-d10</i>													<i>Recovery: 66.0%</i>	<i>Limits: 25-125%</i>	<i>"</i>	<i>09/26/06 18:12</i>
<i>2,4,6-Tribromophenol</i>													<i>65.2%</i>	<i>5-157%</i>	<i>"</i>	<i>"</i>
<i>Pyrene-d10</i>													<i>78.0%</i>	<i>23-150%</i>	<i>"</i>	<i>"</i>
<i>Benzo (a) pyrene-d12</i>													<i>73.6%</i>	<i>10-125%</i>	<i>"</i>	<i>"</i>

LCS (6090691-BS1)													Extracted: 09/18/06 15:45			
Acenaphthene	EPA 8270m	2.03	---	0.100	ug/l	1x	--	2.50	81.2%	(27-133)	--	--	09/26/06 17:09			
Benzo (a) pyrene	"	2.07	---	0.100	"	"	--	"	82.8%	(41-139)	--	--	"			
Pentachlorophenol	"	4.18	---	1.00	"	"	--	5.00	83.6%	(24-147)	--	--	"			
Pyrene	"	2.29	---	0.100	"	"	--	2.50	91.6%	(34-143)	--	--	"			
<i>Surrogate(s): Fluorene-d10</i>													<i>Recovery: 70.4%</i>	<i>Limits: 25-125%</i>	<i>"</i>	<i>09/26/06 17:09</i>
<i>2,4,6-Tribromophenol</i>													<i>84.8%</i>	<i>5-157%</i>	<i>"</i>	<i>"</i>
<i>Pyrene-d10</i>													<i>86.0%</i>	<i>23-150%</i>	<i>"</i>	<i>"</i>
<i>Benzo (a) pyrene-d12</i>													<i>78.8%</i>	<i>10-125%</i>	<i>"</i>	<i>"</i>

TestAmerica - Portland, OR

The results in this report apply to the samples analyzed in accordance with the chain of custody document. This analytical report must be reproduced in its entirety.

Sarah Rockwell

Sarah Rockwell, Project Manager



SLR-Portland	Project Name: Jeld Wen- Nord Door	Report Created:
1800 Blankenship Road Suite 440	Project Number: 008.0228.00018	10/26/06 16:07
West Linn, OR 97068	Project Manager: R. Scott Miller	

Polynuclear Aromatic Compounds and Pentachlorophenol per EPA 8270M-SIM - Laboratory Quality Control Results
TestAmerica - Portland, OR

QC Batch: 6090691 Water Preparation Method: 3520B Liq-Liq

Analyte	Method	Result	MDL*	MRL	Units	Dil	Source Result	Spike Amt	% REC	(Limits)	% RPD	(Limits)	Analyzed	Notes
LCS Dup (6090691-BSD1)													Extracted: 09/18/06 15:45	
Acenaphthene	EPA 8270m	1.99	---	0.100	ug/l	1x	--	2.50	79.6%	(27-133)	1.99%	(50)	09/26/06 17:41	
Benzo (a) pyrene	"	2.05	---	0.100	"	"	--	"	82.0%	(41-139)	0.971%	"	"	
Pentachlorophenol	"	3.70	---	1.00	"	"	--	5.00	74.0%	(24-147)	12.2%	"	"	
Pyrene	"	2.20	---	0.100	"	"	--	2.50	88.0%	(34-143)	4.01%	"	"	
<i>Surrogate(s): Fluorene-d10</i>		<i>Recovery:</i>	<i>71.6%</i>	<i>Limits: 25-125%</i>		<i>"</i>							<i>09/26/06 17:41</i>	
<i>2,4,6-Tribromophenol</i>			<i>82.8%</i>	<i>5-157%</i>		<i>"</i>							<i>"</i>	
<i>Pyrene-d10</i>			<i>83.6%</i>	<i>23-150%</i>		<i>"</i>							<i>"</i>	
<i>Benzo (a) pyrene-d12</i>			<i>78.4%</i>	<i>10-125%</i>		<i>"</i>							<i>"</i>	

QC Batch: 6090964 Other wet Preparation Method: EPA 3580

Analyte	Method	Result	MDL*	MRL	Units	Dil	Source Result	Spike Amt	% REC	(Limits)	% RPD	(Limits)	Analyzed	Notes
Blank (6090964-BLK1)													Extracted: 09/25/06 10:10	X
Acenaphthene	EPA 8270m	ND	---	4020	ug/kg wet	2x	--	--	--	--	--	--	09/27/06 18:22	
Acenaphthylene	"	ND	---	4020	"	"	--	--	--	--	--	--	"	
Anthracene	"	ND	---	4020	"	"	--	--	--	--	--	--	"	
Benzo (a) anthracene	"	ND	---	4020	"	"	--	--	--	--	--	--	"	
Benzo (a) pyrene	"	ND	---	4020	"	"	--	--	--	--	--	--	"	
Benzo (b) fluoranthene	"	ND	---	4020	"	"	--	--	--	--	--	--	"	
Benzo (k) fluoranthene	"	ND	---	4020	"	"	--	--	--	--	--	--	"	
Benzo (ghi) perylene	"	ND	---	4020	"	"	--	--	--	--	--	--	"	
Chrysene	"	ND	---	4020	"	"	--	--	--	--	--	--	"	
Dibenzo (a,h) anthracene	"	ND	---	4020	"	"	--	--	--	--	--	--	"	
Fluoranthene	"	ND	---	4020	"	"	--	--	--	--	--	--	"	
Fluorene	"	ND	---	4020	"	"	--	--	--	--	--	--	"	
Indeno (1,2,3-cd) pyrene	"	ND	---	4020	"	"	--	--	--	--	--	--	"	
Naphthalene	"	ND	---	4020	"	"	--	--	--	--	--	--	"	
Pentachlorophenol	"	ND	---	20100	"	"	--	--	--	--	--	--	"	
Phenanthrene	"	ND	---	4020	"	"	--	--	--	--	--	--	"	
Pyrene	"	ND	---	4020	"	"	--	--	--	--	--	--	"	
<i>Surrogate(s): Fluorene-d10</i>		<i>Recovery:</i>	<i>92.4%</i>	<i>Limits: 30-150%</i>		<i>"</i>							<i>09/27/06 18:22</i>	
<i>2,4,6-Tribromophenol</i>			<i>83.2%</i>	<i>10-150%</i>		<i>"</i>							<i>"</i>	
<i>Pyrene-d10</i>			<i>96.8%</i>	<i>30-150%</i>		<i>"</i>							<i>"</i>	
<i>Benzo (a) pyrene-d12</i>			<i>97.6%</i>	<i>30-150%</i>		<i>"</i>							<i>"</i>	

Sarah Rockwell

Sarah Rockwell, Project Manager



SLR-Portland	Project Name: Jeld Wen- Nord Door	Report Created:
1800 Blankenship Road Suite 440	Project Number: 008.0228.00018	10/26/06 16:07
West Linn, OR 97068	Project Manager: R. Scott Miller	

Polynuclear Aromatic Compounds and Pentachlorophenol per EPA 8270M-SIM - Laboratory Quality Control Results
 TestAmerica - Portland, OR

QC Batch: 6090964 Other wet Preparation Method: EPA 3580

Analyte	Method	Result	MDL*	MRL	Units	Dil	Source Result	Spike Amt	% REC	(Limits)	% RPD	(Limits)	Analyzed	Notes
LCS (6090964-BS1)													X	
													Extracted: 09/25/06 10:10	
Acenaphthene	EPA 8270m	ND	---	4020	ug/kg wet	2x	--	--	--	(33-139)	--	--	09/27/06 17:51	S-10
Benzo (a) pyrene	"	ND	---	4020	"	"	--	--	--	(45-149)	--	--	"	S-10
Pentachlorophenol	"	37400	---	20100	"	"	--	--	74.8%	(14-176)	--	--	"	Q-32
Pyrene	"	ND	---	4020	"	"	--	--	--	(39-138)	--	--	"	S-10
<i>Surrogate(s): Fluorene-d10 Recovery: 94.4% Limits: 30-150% "</i>													<i>09/27/06 17:51</i>	
<i>2,4,6-Tribromophenol 91.6% 10-150% "</i>													<i>"</i>	
<i>Pyrene-d10 100% 30-150% "</i>													<i>"</i>	
<i>Benzo (a) pyrene-d12 100% 30-150% "</i>													<i>"</i>	

Duplicate (6090964-DUP1)													R-05, X	
													QC Source: PPI0520-16	
													Extracted: 09/25/06 10:10	
Acenaphthene	EPA 8270m	52900	---	19300	ug/kg wet	10x	51200	--	--	--	3.27% (50)		09/27/06 18:54	
Acenaphthylene	"	ND	---	19300	"	"	ND	--	--	--	NR	"	"	
Anthracene	"	ND	---	19300	"	"	ND	--	--	--	NR	"	"	
Benzo (a) anthracene	"	19400	---	19300	"	"	ND	--	--	--	"	"	"	
Benzo (a) pyrene	"	ND	---	19300	"	"	ND	--	--	--	NR	"	"	
Benzo (b) fluoranthene	"	ND	---	19300	"	"	ND	--	--	--	NR	"	"	
Benzo (k) fluoranthene	"	ND	---	19300	"	"	ND	--	--	--	NR	"	"	
Benzo (ghi) perylene	"	ND	---	19300	"	"	ND	--	--	--	NR	"	"	
Chrysene	"	ND	---	19300	"	"	ND	--	--	--	NR	"	"	
Dibenzo (a,h) anthracene	"	ND	---	19300	"	"	ND	--	--	--	NR	"	"	
Fluoranthene	"	74100	---	19300	"	"	71200	--	--	--	3.99%	"	"	
Fluorene	"	42900	---	19300	"	"	41100	--	--	--	4.29%	"	"	
Indeno (1,2,3-cd) pyrene	"	ND	---	19300	"	"	ND	--	--	--	NR	"	"	
Naphthalene	"	147000	---	19300	"	"	146000	--	--	--	0.683%	"	"	
Pentachlorophenol	"	ND	---	96600	"	"	ND	--	--	--	NR	"	"	
Phenanthrene	"	147000	---	19300	"	"	144000	--	--	--	2.06%	"	"	
Pyrene	"	64300	---	19300	"	"	63700	--	--	--	0.938%	"	"	
<i>Surrogate(s): Fluorene-d10 Recovery: 101% Limits: 30-150% "</i>													<i>09/27/06 18:54</i>	
<i>2,4,6-Tribromophenol 82.1% 10-150% "</i>													<i>"</i>	
<i>Pyrene-d10 106% 30-150% "</i>													<i>"</i>	
<i>Benzo (a) pyrene-d12 108% 30-150% "</i>													<i>"</i>	

TestAmerica - Portland, OR

The results in this report apply to the samples analyzed in accordance with the chain of custody document. This analytical report must be reproduced in its entirety.

Sarah Rockwell

Sarah Rockwell, Project Manager



SLR-Portland	Project Name: Jeld Wen- Nord Door	Report Created:
1800 Blankenship Road Suite 440	Project Number: 008.0228.00018	10/26/06 16:07
West Linn, OR 97068	Project Manager: R. Scott Miller	

Polynuclear Aromatic Compounds and Pentachlorophenol per EPA 8270M-SIM - Laboratory Quality Control Results
TestAmerica - Portland, OR

QC Batch: 6100771 Other wet Preparation Method: EPA 3580

Analyte	Method	Result	MDL*	MRL	Units	Dil	Source Result	Spike Amt	% REC	(Limits)	% RPD	(Limits)	Analyzed	Notes
Blank (6100771-BLK1)													X	
													Extracted: 10/16/06 17:10	
Acenaphthene	EPA 8270m	ND	---	4020	ug/kg wet	2x	--	--	--	--	--	--	10/17/06 14:44	
Acenaphthylene	"	ND	---	4020	"	"	--	--	--	--	--	--	"	
Anthracene	"	ND	---	4020	"	"	--	--	--	--	--	--	"	
Benzo (a) anthracene	"	ND	---	4020	"	"	--	--	--	--	--	--	"	
Benzo (a) pyrene	"	ND	---	4020	"	"	--	--	--	--	--	--	"	
Benzo (b) fluoranthene	"	ND	---	4020	"	"	--	--	--	--	--	--	"	
Benzo (k) fluoranthene	"	ND	---	4020	"	"	--	--	--	--	--	--	"	
Benzo (ghi) perylene	"	ND	---	4020	"	"	--	--	--	--	--	--	"	
Chrysene	"	ND	---	4020	"	"	--	--	--	--	--	--	"	
Dibenzo (a,h) anthracene	"	ND	---	4020	"	"	--	--	--	--	--	--	"	
Fluoranthene	"	ND	---	4020	"	"	--	--	--	--	--	--	"	
Fluorene	"	ND	---	4020	"	"	--	--	--	--	--	--	"	
Indeno (1,2,3-cd) pyrene	"	ND	---	4020	"	"	--	--	--	--	--	--	"	
Naphthalene	"	ND	---	4020	"	"	--	--	--	--	--	--	"	
Phenanthrene	"	ND	---	4020	"	"	--	--	--	--	--	--	"	
Pyrene	"	ND	---	4020	"	"	--	--	--	--	--	--	"	
Surrogate(s): Fluorene-d10		Recovery:	96.0%	Limits:	30-150%	"							10/17/06 14:44	
Pyrene-d10			97.6%		30-150%	"							"	
Benzo (a) pyrene-d12			110%		30-150%	"							"	

LCS (6100771-BS1)													X	
													Extracted: 10/16/06 17:10	
Acenaphthene	EPA 8270m	22200	---	4020	ug/kg wet	2x	--	25000	88.8%	(33-139)	--	--	10/17/06 15:17	
Pyrene	"	22300	---	4020	"	"	--	"	89.2%	(39-138)	--	--	"	
Surrogate(s): Fluorene-d10		Recovery:	96.4%	Limits:	30-150%	"							10/17/06 15:17	
Pyrene-d10			97.2%		30-150%	"							"	
Benzo (a) pyrene-d12			105%		30-150%	"							"	

Duplicate (6100771-DUP1)													R-05, X	
													QC Source: PPI0520-16RE1	
													Extracted: 10/16/06 17:10	
Acenaphthene	EPA 8270m	188000	---	9760	ug/kg wet	5x	77000	--	--	--	83.8% (50)	--	10/17/06 16:56	RP-2
Acenaphthylene	"	ND	---	9760	"	"	ND	--	--	--	NR	"	"	
Anthracene	"	61800	---	9760	"	"	24500	--	--	--	86.4%	"	"	RP-2
Benzo (a) anthracene	"	88600	---	9760	"	"	35000	--	--	--	86.7%	"	"	RP-2
Benzo (a) pyrene	"	37700	---	9760	"	"	14900	--	--	--	86.7%	"	"	RP-2
Benzo (b) fluoranthene	"	41400	---	9760	"	"	15200	--	--	--	92.6%	"	"	RP-2
Benzo (k) fluoranthene	"	24600	---	9760	"	"	9960	--	--	--	84.7%	"	"	RP-2
Benzo (ghi) perylene	"	12700	---	9760	"	"	ND	--	--	--	"	"	"	
Chrysene	"	52700	---	9760	"	"	21000	--	--	--	86.0%	"	"	RP-2
Dibenzo (a,h) anthracene	"	ND	---	9760	"	"	ND	--	--	--	NR	"	"	
Fluoranthene	"	294000	---	9760	"	"	118000	--	--	--	85.4%	"	"	RP-2
Fluorene	"	161000	---	9760	"	"	64800	--	--	--	85.2%	"	"	RP-2

TestAmerica - Portland, OR

The results in this report apply to the samples analyzed in accordance with the chain of custody document. This analytical report must be reproduced in its entirety.

Sarah Rockwell

Sarah Rockwell, Project Manager



SLR-Portland	Project Name: Jeld Wen- Nord Door	
1800 Blankenship Road Suite 440	Project Number: 008.0228.00018	Report Created:
West Linn, OR 97068	Project Manager: R. Scott Miller	10/26/06 16:07

Polynuclear Aromatic Compounds and Pentachlorophenol per EPA 8270M-SIM - Laboratory Quality Control Results
 TestAmerica - Portland, OR

QC Batch: 6100771 Other wet Preparation Method: EPA 3580

Analyte	Method	Result	MDL*	MRL	Units	Dil	Source Result	Spike Amt	% REC	(Limits)	% RPD	(Limits)	Analyzed	Notes
Duplicate (6100771-DUP1)		QC Source: PPI0520-16RE1						Extracted: 10/16/06 17:10						R-05, X
Indeno (1,2,3-cd) pyrene	"	12400	---	9760	"	"	ND	--	--	--	"	"		
Naphthalene	"	617000	---	97600	"	50x	232000	--	--	--	90.7%	"	10/18/06 16:31	RP-2
Phenanthrene	"	592000	---	97600	"	"	224000	--	--	--	90.2%	"	"	RP-2
Pyrene	"	232000	---	9760	"	5x	92900	--	--	--	85.6%	"	10/17/06 16:56	RP-2
<i>Surrogate(s): Fluorene-d10</i>		<i>Recovery: 108%</i>		<i>Limits: 30-150%</i>		<i>"</i>						<i>10/17/06 16:56</i>		
<i>Pyrene-d10</i>		<i>103%</i>		<i>30-150%</i>		<i>"</i>						<i>"</i>		
<i>Benzo (a) pyrene-d12</i>		<i>114%</i>		<i>30-150%</i>		<i>"</i>						<i>"</i>		
Matrix Spike (6100771-MS1)		QC Source: PPI0520-16RE1						Extracted: 10/16/06 17:10						R-05, X
Acenaphthene	EPA 8270m	138000	---	9850	ug/kg wet	5x	77000	24500	249%	(33-139)	--	--	10/17/06 16:23	Q-01
Pyrene	"	157000	---	9850	"	"	92900	"	262%	(39-138)	--	--	"	Q-01
<i>Surrogate(s): Fluorene-d10</i>		<i>Recovery: 103%</i>		<i>Limits: 30-150%</i>		<i>"</i>						<i>10/17/06 16:23</i>		
<i>Pyrene-d10</i>		<i>98.4%</i>		<i>30-150%</i>		<i>"</i>						<i>"</i>		
<i>Benzo (a) pyrene-d12</i>		<i>112%</i>		<i>30-150%</i>		<i>"</i>						<i>"</i>		

TestAmerica - Portland, OR

The results in this report apply to the samples analyzed in accordance with the chain of custody document. This analytical report must be reproduced in its entirety.

Sarah Rockwell

Sarah Rockwell, Project Manager



SLR-Portland	Project Name: Jeld Wen- Nord Door	
1800 Blankenship Road Suite 440	Project Number: 008.0228.00018	Report Created:
West Linn, OR 97068	Project Manager: R. Scott Miller	10/26/06 16:07

Notes and Definitions

Report Specific Notes:

- A-01 - Detected hydrocarbons have distinct peaks that have elution patterns similar to that of PAH's, as well as other extraneous peaks that may be due to biogenic interference, as well as diesel.
- A-03 - Detected hydrocarbons have distinct peaks that have elution patterns similar to that of PAH's, as well as other extraneous peaks that may be due to biogenic interference.
- A-04 - Detected hydrocarbons appear to be due to heavy gas/light diesel components.
- A-05 - Detected hydrocarbons appear to be due mainly to oil as well as biogenic interference.
- A-07 - Detected hydrocarbons appear to be due to diesel as well as oil overlap.
- A-09 - QC performed on this sample indicates a non-homogeneous matrix.
- D-17 - Detected hydrocarbons in the diesel range do not have a distinct diesel pattern and may be due to heavily weathered diesel or possibly biogenic interference.
- E - Estimated value. The reported value exceeds the calibration range of the analysis.
- J - Estimated value.
- O-07 - This sample was extracted outside the EPA recommended holding time.
- Q-01 - The matrix spike recovery, and/or RPD, for this QC sample is outside of established control limits. Failure of a matrix spike QC sample does not represent an out-of-control condition for the batch.
- Q-06 - RPD is not applicable for analyte concentrations less than 5 times the MRL.
- Q-32 - No results were reported for the MS and/or MSD. The sample used for the MS/MSD required dilution due to the sample matrix. Because of this, the spike compounds were diluted below the detection limit.
- R-03 - The reporting limit for this analyte was raised due to matrix interference.
- R-05 - Reporting limits raised due to dilution necessary for analysis. Sample contains high levels of reported analyte, non-target analyte, and/or matrix interference.
- R-16 - Estimated Value. Sample reported from a vial with headspace.
- RP-2 - The RPD exceeded the laboratory control limit.
- S-01 - The surrogate recovery for this sample is not available due to sample dilution required from high analyte concentration and/or matrix interferences.
- S-02 - The surrogate recovery for this sample cannot be accurately quantified due to interference from coeluting organic compounds present.
- S-09 - Surrogate recovery is outside control limits due to matrix interference.
- S-10 - The recovery for this parameter is outside acceptance limits. See case narrative.
- X - See case narrative.

Laboratory Reporting Conventions:

- DET - Analyte DETECTED at or above the Reporting Limit. Qualitative Analyses only.
- ND - Analyte NOT DETECTED at or above the reporting limit (MDL or MRL, as appropriate).
- NR/NA - Not Reported / Not Available
- dry - Sample results reported on a Dry Weight Basis. Results and Reporting Limits have been corrected for Percent Dry Weight.
- wet - Sample results and reporting limits reported on a Wet Weight Basis (as received). Results with neither 'wet' nor 'dry' are reported on a Wet Weight Basis.

TestAmerica - Portland, OR

The results in this report apply to the samples analyzed in accordance with the chain of custody document. This analytical report must be reproduced in its entirety.

Sarah Rockwell

Sarah Rockwell, Project Manager



SLR-Portland	Project Name: Jeld Wen- Nord Door	Report Created:
1800 Blankenship Road Suite 440	Project Number: 008.0228.00018	10/26/06 16:07
West Linn, OR 97068	Project Manager: R. Scott Miller	

- RPD - RELATIVE PERCENT DIFFERENCE (RPDs calculated using Results, not Percent Recoveries).
- MRL - METHOD REPORTING LIMIT. Reporting Level at, or above, the lowest level standard of the Calibration Table.
- MDL* - METHOD DETECTION LIMIT. Reporting Level at, or above, the statistically derived limit based on 40CFR, Part 136, Appendix B. *MDLs are listed on the report only if the data has been evaluated below the MRL. Results between the MDL and MRL are reported as Estimated Results.
- Dil - Dilutions are calculated based on deviations from the standard dilution performed for an analysis, and may not represent the dilution found on the analytical raw data.
- Reporting Limits - Reporting limits (MDLs and MRLs) are adjusted based on variations in sample preparation amounts, analytical dilutions and percent solids, where applicable.
- Electronic Signature - Electronic Signature added in accordance with TestAmerica's *Electronic Reporting and Electronic Signatures Policy*. Application of electronic signature indicates that the report has been reviewed and approved for release by the laboratory. Electronic signature is intended to be the legally binding equivalent of a traditionally handwritten signature.

Sarah Rockwell

Sarah Rockwell, Project Manager



November 02, 2006

R. Scott Miller
SLR-Portland
1800 Blankenship Road Suite 440
West Linn, OR 97068

RE: Jeld Wen- Nord Door

Enclosed are the results of analyses for samples received by the laboratory on 10/04/06 11:05.
The following list is a summary of the Work Orders contained in this report, generated on 11/02/06
18:02.

If you have any questions concerning this report, please feel free to contact me.

<u>Work Order</u>	<u>Project</u>	<u>ProjectNumber</u>
PPJ0250	Jeld Wen- Nord Door	008.0228.00013

Sarah Rockwell

Sarah Rockwell, Project Manager



SLR-Portland	Project Name: Jeld Wen- Nord Door	Report Created:
1800 Blankenship Road Suite 440	Project Number: 008.0228.00013	11/02/06 18:02
West Linn, OR 97068	Project Manager: R. Scott Miller	

ANALYTICAL REPORT FOR SAMPLES

Sample ID	Laboratory ID	Matrix	Date Sampled	Date Received
MW1-6.5	PPJ0250-01	Soil	10/02/06 08:40	10/04/06 11:05
MW4-6.5	PPJ0250-03	Soil	10/02/06 12:45	10/04/06 11:05
MW5-8.5	PPJ0250-04	Soil	10/02/06 14:40	10/04/06 11:05
MW3-6.5	PPJ0250-05	Soil	10/02/06 16:20	10/04/06 11:05

TestAmerica - Portland, OR

The results in this report apply to the samples analyzed in accordance with the chain of custody document. This analytical report must be reproduced in its entirety.

Sarah Rockwell

Sarah Rockwell, Project Manager



SLR-Portland	Project Name: Jeld Wen- Nord Door	Report Created:
1800 Blankenship Road Suite 440	Project Number: 008.0228.00013	11/02/06 18:02
West Linn, OR 97068	Project Manager: R. Scott Miller	

Diesel and Heavy Range Hydrocarbons per NWTPH-Dx Method with Acid/Silica Gel Cleanup
TestAmerica - Portland, OR

Analyte	Method	Result	MDL*	MRL	Units	Dil	Batch	Prepared	Analyzed	Notes
PPJ0250-01 (MW1-6.5)		Soil			Sampled: 10/02/06 08:40					
Diesel Range Organics	NWTPH-Dx	23.5	----	15.6	mg/kg dry	1x	6100346	10/06/06 15:30	10/09/06 11:12	D-09
Heavy Oil Range Hydrocarbons	"	111	----	31.2	"	"	"	"	"	
<i>Surrogate(s): 1-Chlorooctadecane</i>			<i>111%</i>		<i>50 - 150 %</i>	<i>"</i>			<i>"</i>	
PPJ0250-03 (MW4-6.5)		Soil			Sampled: 10/02/06 12:45					
Diesel Range Organics	NWTPH-Dx	ND	----	14.3	mg/kg dry	1x	6100346	10/06/06 15:30	10/08/06 16:30	
Heavy Oil Range Hydrocarbons	"	ND	----	28.7	"	"	"	"	"	
<i>Surrogate(s): 1-Chlorooctadecane</i>			<i>110%</i>		<i>50 - 150 %</i>	<i>"</i>			<i>"</i>	
PPJ0250-04 (MW5-8.5)		Soil			Sampled: 10/02/06 14:40					
Diesel Range Organics	NWTPH-Dx	43.7	----	18.1	mg/kg dry	1x	6100346	10/06/06 15:30	10/08/06 17:02	D-03
Heavy Oil Range Hydrocarbons	"	ND	----	36.3	"	"	"	"	"	
<i>Surrogate(s): 1-Chlorooctadecane</i>			<i>111%</i>		<i>50 - 150 %</i>	<i>"</i>			<i>"</i>	
PPJ0250-05 (MW3-6.5)		Soil			Sampled: 10/02/06 16:20					
Diesel Range Organics	NWTPH-Dx	ND	----	14.6	mg/kg dry	1x	6100346	10/06/06 15:30	10/09/06 07:57	
Heavy Oil Range Hydrocarbons	"	ND	----	29.1	"	"	"	"	"	
<i>Surrogate(s): 1-Chlorooctadecane</i>			<i>107%</i>		<i>50 - 150 %</i>	<i>"</i>			<i>"</i>	

TestAmerica - Portland, OR

The results in this report apply to the samples analyzed in accordance with the chain of custody document. This analytical report must be reproduced in its entirety.

Sarah Rockwell

Sarah Rockwell, Project Manager



SLR-Portland	Project Name: Jeld Wen- Nord Door	
1800 Blankenship Road Suite 440	Project Number: 008.0228.00013	Report Created:
West Linn, OR 97068	Project Manager: R. Scott Miller	11/02/06 18:02

Polynuclear Aromatic Compounds per EPA 8270M-SIM
TestAmerica - Portland, OR

Analyte	Method	Result	MDL*	MRL	Units	Dil	Batch	Prepared	Analyzed	Notes
PPJ0250-05 (MW3-6.5)		Soil			Sampled: 10/02/06 16:20					
Acenaphthene	EPA 8270m	ND	----	15.6	ug/kg dry	1x	6100594	10/12/06 12:10	10/15/06 07:04	
Acenaphthylene	"	ND	----	15.6	"	"	"	"	"	"
Anthracene	"	ND	----	15.6	"	"	"	"	"	"
Benzo (a) anthracene	"	ND	----	15.6	"	"	"	"	"	"
Benzo (a) pyrene	"	ND	----	15.6	"	"	"	"	"	"
Benzo (b) fluoranthene	"	ND	----	15.6	"	"	"	"	"	"
Benzo (ghi) perylene	"	ND	----	15.6	"	"	"	"	"	"
Benzo (k) fluoranthene	"	ND	----	15.6	"	"	"	"	"	"
Chrysene	"	ND	----	15.6	"	"	"	"	"	"
Dibenzo (a,h) anthracene	"	ND	----	15.6	"	"	"	"	"	"
Fluoranthene	"	ND	----	15.6	"	"	"	"	"	"
Fluorene	"	ND	----	15.6	"	"	"	"	"	"
Indeno (1,2,3-cd) pyrene	"	ND	----	15.6	"	"	"	"	"	"
Naphthalene	"	ND	----	15.6	"	"	"	"	"	"
Phenanthrene	"	ND	----	15.6	"	"	"	"	"	"
Pyrene	"	ND	----	15.6	"	"	"	"	"	"
<i>Surrogate(s): Fluorene-d10</i>			66.3%		32 - 134 %	"				"
<i>Pyrene-d10</i>			82.4%		41 - 152 %	"				"
<i>Benzo (a) pyrene-d12</i>			92.5%		36 - 145 %	"				"

Sarah Rockwell

Sarah Rockwell, Project Manager



SLR-Portland	Project Name: Jeld Wen- Nord Door	Report Created:
1800 Blankenship Road Suite 440	Project Number: 008.0228.00013	11/02/06 18:02
West Linn, OR 97068	Project Manager: R. Scott Miller	

Polynuclear Aromatic Compounds and Pentachlorophenol per EPA 8270M-SIM
TestAmerica - Portland, OR

Analyte	Method	Result	MDL*	MRL	Units	Dil	Batch	Prepared	Analyzed	Notes
PPJ0250-01 (MW1-6.5)		Soil			Sampled: 10/02/06 08:40					
Acenaphthene	EPA 8270m	ND	----	16.8	ug/kg dry	1x	6100688	10/13/06 11:45	10/28/06 00:43	
Acenaphthylene	"	ND	----	16.8	"	"	"	"	"	
Anthracene	"	ND	----	16.8	"	"	"	"	"	
Benzo (a) anthracene	"	34.4	----	16.8	"	"	"	"	"	
Benzo (a) pyrene	"	34.7	----	16.8	"	"	"	"	"	
Benzo (b) fluoranthene	"	29.3	----	16.8	"	"	"	"	"	
Benzo (k) fluoranthene	"	25.3	----	16.8	"	"	"	"	"	
Benzo (ghi) perylene	"	20.0	----	16.8	"	"	"	"	"	
Chrysene	"	49.7	----	16.8	"	"	"	"	"	
Dibenzo (a,h) anthracene	"	ND	----	16.8	"	"	"	"	"	
Fluoranthene	"	58.8	----	16.8	"	"	"	"	"	
Fluorene	"	ND	----	16.8	"	"	"	"	"	
Indeno (1,2,3-cd) pyrene	"	ND	----	16.8	"	"	"	"	"	
Naphthalene	"	ND	----	16.8	"	"	"	"	"	
Pentachlorophenol	"	ND	----	83.8	"	"	"	"	"	
Phenanthrene	"	37.9	----	16.8	"	"	"	"	"	
Pyrene	"	72.4	----	16.8	"	"	"	"	"	
<i>Surrogate(s): Fluorene-d10</i>			<i>78.4%</i>		<i>32 - 134 %</i>	<i>"</i>				<i>"</i>
<i>2,4,6-Tribromophenol</i>			<i>97.1%</i>		<i>10 - 150 %</i>	<i>"</i>				<i>"</i>
<i>Pyrene-d10</i>			<i>87.3%</i>		<i>41 - 152 %</i>	<i>"</i>				<i>"</i>
<i>Benzo (a) pyrene-d12</i>			<i>84.3%</i>		<i>36 - 145 %</i>	<i>"</i>				<i>"</i>

PPJ0250-04 (MW5-8.5)		Soil			Sampled: 10/02/06 14:40						R-05
Acenaphthene	EPA 8270m	3410	----	394	ug/kg dry	20x	6100688	10/13/06 11:45	10/27/06 20:15		
Acenaphthylene	"	ND	----	394	"	"	"	"	"		
Anthracene	"	587	----	394	"	"	"	"	"		
Benzo (a) anthracene	"	625	----	394	"	"	"	"	"		
Benzo (a) pyrene	"	ND	----	394	"	"	"	"	"		
Benzo (b) fluoranthene	"	394	----	394	"	"	"	"	"		
Benzo (k) fluoranthene	"	ND	----	394	"	"	"	"	"		
Benzo (ghi) perylene	"	ND	----	394	"	"	"	"	"		
Chrysene	"	603	----	394	"	"	"	"	"		
Dibenzo (a,h) anthracene	"	ND	----	394	"	"	"	"	"		
Fluoranthene	"	2380	----	394	"	"	"	"	"		
Fluorene	"	2030	----	394	"	"	"	"	"		
Indeno (1,2,3-cd) pyrene	"	ND	----	394	"	"	"	"	"		
Naphthalene	"	39500	----	3940	"	200x	"	"	10/28/06 00:13		
Pentachlorophenol	"	ND	----	1970	"	20x	"	"	10/27/06 20:15		
Phenanthrene	"	5570	----	394	"	"	"	"	"		
Pyrene	"	2090	----	394	"	"	"	"	"		

TestAmerica - Portland, OR

The results in this report apply to the samples analyzed in accordance with the chain of custody document. This analytical report must be reproduced in its entirety.

Sarah Rockwell

Sarah Rockwell, Project Manager



SLR-Portland	Project Name: Jeld Wen- Nord Door	
1800 Blankenship Road Suite 440	Project Number: 008.0228.00013	Report Created:
West Linn, OR 97068	Project Manager: R. Scott Miller	11/02/06 18:02

Polynuclear Aromatic Compounds and Pentachlorophenol per EPA 8270M-SIM
TestAmerica - Portland, OR

Analyte	Method	Result	MDL*	MRL	Units	Dil	Batch	Prepared	Analyzed	Notes
PPJ0250-04 (MW5-8.5)		Soil					Sampled: 10/02/06 14:40			R-05
Surrogate(s): Fluorene-d10		85.4%			32 - 134 %	20x			10/27/06 20:15	
2,4,6-Tribromophenol		NR			10 - 150 %	"			"	S-01
Pyrene-d10		99.2%			41 - 152 %	"			"	
Benzo (a) pyrene-d12		98.4%			36 - 145 %	"			"	

TestAmerica - Portland, OR

The results in this report apply to the samples analyzed in accordance with the chain of custody document. This analytical report must be reproduced in its entirety.

Sarah Rockwell

Sarah Rockwell, Project Manager



SLR-Portland	Project Name: Jeld Wen- Nord Door	
1800 Blankenship Road Suite 440	Project Number: 008.0228.00013	Report Created:
West Linn, OR 97068	Project Manager: R. Scott Miller	11/02/06 18:02

Percent Dry Weight (Solids) per Standard Methods
TestAmerica - Portland, OR

Analyte	Method	Result	MDL*	MRL	Units	Dil	Batch	Prepared	Analyzed	Notes
PPJ0250-01 (MW1-6.5)		Soil			Sampled: 10/02/06 08:40					
% Solids	NCA SOP	79.3	----	0.00	% by Weight	1x	6100460	10/10/06 08:38	10/10/06 08:38	
PPJ0250-03 (MW4-6.5)		Soil			Sampled: 10/02/06 12:45					
% Solids	NCA SOP	87.3	----	0.00	% by Weight	1x	6100460	10/10/06 08:38	10/10/06 08:38	
PPJ0250-04 (MW5-8.5)		Soil			Sampled: 10/02/06 14:40					
% Solids	NCA SOP	67.6	----	0.00	% by Weight	1x	6100460	10/10/06 08:38	10/10/06 08:38	
PPJ0250-05 (MW3-6.5)		Soil			Sampled: 10/02/06 16:20					
% Solids	NCA SOP	84.6	----	0.00	% by Weight	1x	6100460	10/10/06 08:38	10/10/06 08:38	

TestAmerica - Portland, OR

The results in this report apply to the samples analyzed in accordance with the chain of custody document. This analytical report must be reproduced in its entirety.

Sarah Rockwell

Sarah Rockwell, Project Manager



SLR-Portland	Project Name: Jeld Wen- Nord Door	Report Created:
1800 Blankenship Road Suite 440	Project Number: 008.0228.00013	11/02/06 18:02
West Linn, OR 97068	Project Manager: R. Scott Miller	

Diesel and Heavy Range Hydrocarbons per NWTPH-Dx Method with Acid/Silica Gel Cleanup - Laboratory Quality Control Results
 TestAmerica - Portland, OR

QC Batch: 6100346 **Soil Preparation Method: EPA 3550 Fuels**

Analyte	Method	Result	MDL*	MRL	Units	Dil	Source Result	Spike Amt	% REC	(Limits)	% RPD	(Limits)	Analyzed	Notes
Blank (6100346-BLK1)							Extracted: 10/06/06 15:30							
Diesel Range Organics	NWTPH-Dx	ND	---	12.5	mg/kg wet	1x	--	--	--	--	--	--	10/09/06 09:02	
Heavy Oil Range Hydrocarbons	"	ND	---	25.0	"	"	--	--	--	--	--	--	"	
<i>Surrogate(s): 1-Chlorooctadecane</i>		<i>Recovery: 106%</i>		<i>Limits: 50-150%</i>		<i>"</i>							<i>10/09/06 09:02</i>	
LCS (6100346-BS1)							Extracted: 10/06/06 15:30							
Diesel Range Organics	NWTPH-Dx	124	---	12.5	mg/kg wet	1x	--	128	96.9%	(50-150)	--	--	10/09/06 09:34	
Heavy Oil Range Hydrocarbons	"	68.8	---	25.0	"	"	--	80.0	86.0%	"	--	--	"	
<i>Surrogate(s): 1-Chlorooctadecane</i>		<i>Recovery: 114%</i>		<i>Limits: 50-150%</i>		<i>"</i>							<i>10/09/06 09:34</i>	
Duplicate (6100346-DUP1)							QC Source: PPJ0250-01			Extracted: 10/06/06 15:30				
Diesel Range Organics	NWTPH-Dx	ND	---	158	mg/kg dry	10x	ND	--	--	--	NR (50)		10/09/06 11:12	Q-14, R-05
Heavy Oil Range Hydrocarbons	"	325	---	315	"	"	ND	--	--	--	"		"	Q-14
<i>Surrogate(s): 1-Chlorooctadecane</i>		<i>Recovery: 82.3%</i>		<i>Limits: 50-150%</i>		<i>"</i>							<i>10/09/06 11:12</i>	
Duplicate (6100346-DUP2)							QC Source: PPJ0250-03			Extracted: 10/06/06 15:30				
Diesel Range Organics	NWTPH-Dx	ND	---	14.2	mg/kg dry	1x	ND	--	--	--	NR (50)		10/09/06 08:29	
Heavy Oil Range Hydrocarbons	"	ND	---	28.5	"	"	ND	--	--	--	NR		"	
<i>Surrogate(s): 1-Chlorooctadecane</i>		<i>Recovery: 104%</i>		<i>Limits: 50-150%</i>		<i>"</i>							<i>10/09/06 08:29</i>	

TestAmerica - Portland, OR

The results in this report apply to the samples analyzed in accordance with the chain of custody document. This analytical report must be reproduced in its entirety.

Sarah Rockwell

Sarah Rockwell, Project Manager



SLR-Portland	Project Name: Jeld Wen- Nord Door	Report Created:
1800 Blankenship Road Suite 440	Project Number: 008.0228.00013	11/02/06 18:02
West Linn, OR 97068	Project Manager: R. Scott Miller	

Polynuclear Aromatic Compounds per EPA 8270M-SIM - Laboratory Quality Control Results
TestAmerica - Portland, OR

QC Batch: 6100594 **Soil Preparation Method: EPA 3550**

Analyte	Method	Result	MDL*	MRL	Units	Dil	Source Result	Spike Amt	% REC	(Limits)	% RPD	(Limits)	Analyzed	Notes
Blank (6100594-BLK1)													Extracted: 10/12/06 12:10	
Acenaphthene	EPA 8270m	ND	---	13.3	ug/kg wet	1x	--	--	--	--	--	--	10/15/06 07:37	
Acenaphthylene	"	ND	---	13.3	"	"	--	--	--	--	--	--	"	
Anthracene	"	ND	---	13.3	"	"	--	--	--	--	--	--	"	
Benzo (a) anthracene	"	ND	---	13.3	"	"	--	--	--	--	--	--	"	
Benzo (a) pyrene	"	ND	---	13.3	"	"	--	--	--	--	--	--	"	
Benzo (b) fluoranthene	"	ND	---	13.3	"	"	--	--	--	--	--	--	"	
Benzo (ghi) perylene	"	ND	---	13.3	"	"	--	--	--	--	--	--	"	
Benzo (k) fluoranthene	"	ND	---	13.3	"	"	--	--	--	--	--	--	"	
Chrysene	"	ND	---	13.3	"	"	--	--	--	--	--	--	"	
Dibenzo (a,h) anthracene	"	ND	---	13.3	"	"	--	--	--	--	--	--	"	
Fluoranthene	"	ND	---	13.3	"	"	--	--	--	--	--	--	"	
Fluorene	"	ND	---	13.3	"	"	--	--	--	--	--	--	"	
Indeno (1,2,3-cd) pyrene	"	ND	---	13.3	"	"	--	--	--	--	--	--	"	
Naphthalene	"	ND	---	13.3	"	"	--	--	--	--	--	--	"	
Phenanthrene	"	ND	---	13.3	"	"	--	--	--	--	--	--	"	
Pyrene	"	ND	---	13.3	"	"	--	--	--	--	--	--	"	
<i>Surrogate(s): Fluorene-d10</i>		<i>Recovery:</i>	<i>45.6%</i>	<i>Limits: 32-134%</i>		<i>"</i>							<i>10/15/06 07:37</i>	
<i>Pyrene-d10</i>			<i>77.2%</i>	<i>41-152%</i>		<i>"</i>							<i>"</i>	
<i>Benzo (a) pyrene-d12</i>			<i>90.5%</i>	<i>36-145%</i>		<i>"</i>							<i>"</i>	

LCS (6100594-BS1)													Extracted: 10/12/06 12:10	
Acenaphthene	EPA 8270m	139	---	13.4	ug/kg wet	1x	--	166	83.7%	(33-139)	--	--	10/15/06 08:11	
Benzo (a) pyrene	"	147	---	13.4	"	"	--	"	88.6%	(45-149)	--	--	"	
Pyrene	"	135	---	13.4	"	"	--	"	81.3%	(39-138)	--	--	"	
<i>Surrogate(s): Fluorene-d10</i>		<i>Recovery:</i>	<i>53.1%</i>	<i>Limits: 32-134%</i>		<i>"</i>							<i>10/15/06 08:11</i>	
<i>Pyrene-d10</i>			<i>76.4%</i>	<i>41-152%</i>		<i>"</i>							<i>"</i>	
<i>Benzo (a) pyrene-d12</i>			<i>91.2%</i>	<i>36-145%</i>		<i>"</i>							<i>"</i>	

Matrix Spike (6100594-MS1)													QC Source: PPJ0097-01		Extracted: 10/12/06 12:10		R-05
Acenaphthene	EPA 8270m	7170	---	148	ug/kg dry	10x	49.7	184	3870%	(33-139)	--	--	10/17/06 21:17	Q-01			
Benzo (a) pyrene	"	5930	---	148	"	"	127	"	3150%	(45-149)	--	--	"	Q-01			
Pyrene	"	20800	---	1480	"	100x	288	"	11100	(39-138)	--	--	10/18/06 17:03	Q-01			
<i>Surrogate(s): Fluorene-d10</i>		<i>Recovery:</i>	<i>87.6%</i>	<i>Limits: 32-134%</i>		<i>10x</i>							<i>10/17/06 21:17</i>				
<i>Pyrene-d10</i>			<i>98.4%</i>	<i>41-152%</i>		<i>"</i>							<i>"</i>				
<i>Benzo (a) pyrene-d12</i>			<i>100%</i>	<i>36-145%</i>		<i>"</i>							<i>"</i>				

TestAmerica - Portland, OR

The results in this report apply to the samples analyzed in accordance with the chain of custody document. This analytical report must be reproduced in its entirety.

Sarah Rockwell

Sarah Rockwell, Project Manager



SLR-Portland	Project Name: Jeld Wen- Nord Door	
1800 Blankenship Road Suite 440	Project Number: 008.0228.00013	Report Created:
West Linn, OR 97068	Project Manager: R. Scott Miller	11/02/06 18:02

Polynuclear Aromatic Compounds per EPA 8270M-SIM - Laboratory Quality Control Results
 TestAmerica - Portland, OR

QC Batch: 6100594 Soil Preparation Method: EPA 3550

Analyte	Method	Result	MDL*	MRL	Units	Dil	Source Result	Spike Amt	% REC	(Limits)	% RPD	(Limits)	Analyzed	Notes
Matrix Spike Dup (6100594-MSD1)				QC Source: PPJ0097-01				Extracted: 10/12/06 12:10					R-05	
Acenaphthene	EPA 8270m	2720	---	146	ug/kg dry	10x	49.7	182	1470%	(33-139)	90.0% (60)		10/17/06 21:50	Q-01
Benzo (a) pyrene	"	2340	---	146	"	"	127	"	1220%	(45-149)	86.8% "	"	"	Q-01
Pyrene	"	7510	---	1460	"	100x	288	"	3970%	(39-138)	93.9% "	"	10/18/06 17:35	Q-01
<i>Surrogate(s): Fluorene-d10</i>		<i>Recovery:</i>	<i>85.1%</i>	<i>Limits: 32-134%</i>		<i>10x</i>							<i>10/17/06 21:50</i>	
<i>Pyrene-d10</i>			<i>97.7%</i>	<i>41-152%</i>		<i>"</i>							<i>"</i>	
<i>Benzo (a) pyrene-d12</i>			<i>96.8%</i>	<i>36-145%</i>		<i>"</i>							<i>"</i>	

TestAmerica - Portland, OR

The results in this report apply to the samples analyzed in accordance with the chain of custody document. This analytical report must be reproduced in its entirety.

Sarah Rockwell

Sarah Rockwell, Project Manager



SLR-Portland	Project Name: Jeld Wen- Nord Door	Report Created:
1800 Blankenship Road Suite 440	Project Number: 008.0228.00013	11/02/06 18:02
West Linn, OR 97068	Project Manager: R. Scott Miller	

Polynuclear Aromatic Compounds and Pentachlorophenol per EPA 8270M-SIM - Laboratory Quality Control Results
 TestAmerica - Portland, OR

QC Batch: 6100688 **Soil Preparation Method: EPA 3550**

Analyte	Method	Result	MDL*	MRL	Units	Dil	Source Result	Spike Amt	% REC	(Limits)	% RPD	(Limits)	Analyzed	Notes		
Blank (6100688-BLK1)													Extracted: 10/13/06 11:45			
Acenaphthene	EPA 8270m	ND	---	13.2	ug/kg wet	1x	--	--	--	--	--	--	10/14/06 22:48			
Acenaphthylene	"	ND	---	13.2	"	"	--	--	--	--	--	--	"			
Anthracene	"	ND	---	13.2	"	"	--	--	--	--	--	--	"			
Benzo (a) anthracene	"	ND	---	13.2	"	"	--	--	--	--	--	--	"			
Benzo (a) pyrene	"	ND	---	13.2	"	"	--	--	--	--	--	--	"			
Benzo (b) fluoranthene	"	ND	---	13.2	"	"	--	--	--	--	--	--	"			
Benzo (k) fluoranthene	"	ND	---	13.2	"	"	--	--	--	--	--	--	"			
Benzo (ghi) perylene	"	ND	---	13.2	"	"	--	--	--	--	--	--	"			
Chrysene	"	ND	---	13.2	"	"	--	--	--	--	--	--	"			
Dibenzo (a,h) anthracene	"	ND	---	13.2	"	"	--	--	--	--	--	--	"			
Fluoranthene	"	ND	---	13.2	"	"	--	--	--	--	--	--	"			
Fluorene	"	ND	---	13.2	"	"	--	--	--	--	--	--	"			
Indeno (1,2,3-cd) pyrene	"	ND	---	13.2	"	"	--	--	--	--	--	--	"			
Naphthalene	"	ND	---	13.2	"	"	--	--	--	--	--	--	"			
Pentachlorophenol	"	ND	---	66.0	"	"	--	--	--	--	--	--	10/23/06 14:05			
Phenanthrene	"	ND	---	13.2	"	"	--	--	--	--	--	--	10/14/06 22:48			
Pyrene	"	ND	---	13.2	"	"	--	--	--	--	--	--	"			
<i>Surrogate(s): Fluorene-d10</i>													<i>Recovery: 53.1%</i>	<i>Limits: 32-134%</i>	<i>"</i>	<i>10/14/06 22:48</i>
<i>2,4,6-Tribromophenol</i>													<i>49.0%</i>	<i>10-150%</i>	<i>"</i>	<i>10/23/06 14:05</i>
<i>Pyrene-d10</i>													<i>74.2%</i>	<i>41-152%</i>	<i>"</i>	<i>10/14/06 22:48</i>
<i>Benzo (a) pyrene-d12</i>													<i>84.0%</i>	<i>36-145%</i>	<i>"</i>	<i>"</i>

LCS (6100688-BS1)													Extracted: 10/13/06 11:45			
Acenaphthene	EPA 8270m	143	---	13.3	ug/kg wet	1x	--	166	86.1%	(33-139)	--	--	10/14/06 23:21			
Benzo (a) pyrene	"	145	---	13.3	"	"	--	"	87.3%	(45-149)	--	--	"			
Pentachlorophenol	"	226	---	66.7	"	"	--	332	68.1%	(14-176)	--	--	10/23/06 14:35			
Pyrene	"	130	---	13.3	"	"	--	166	78.3%	(39-138)	--	--	10/14/06 23:21			
<i>Surrogate(s): Fluorene-d10</i>													<i>Recovery: 59.6%</i>	<i>Limits: 32-134%</i>	<i>"</i>	<i>10/14/06 23:21</i>
<i>2,4,6-Tribromophenol</i>													<i>94.0%</i>	<i>10-150%</i>	<i>"</i>	<i>10/23/06 14:35</i>
<i>Pyrene-d10</i>													<i>73.7%</i>	<i>41-152%</i>	<i>"</i>	<i>10/14/06 23:21</i>
<i>Benzo (a) pyrene-d12</i>													<i>90.8%</i>	<i>36-145%</i>	<i>"</i>	<i>"</i>

TestAmerica - Portland, OR

The results in this report apply to the samples analyzed in accordance with the chain of custody document. This analytical report must be reproduced in its entirety.

Sarah Rockwell

Sarah Rockwell, Project Manager



SLR-Portland	Project Name: Jeld Wen- Nord Door	
1800 Blankenship Road Suite 440	Project Number: 008.0228.00013	Report Created:
West Linn, OR 97068	Project Manager: R. Scott Miller	11/02/06 18:02

Polynuclear Aromatic Compounds and Pentachlorophenol per EPA 8270M-SIM - Laboratory Quality Control Results
 TestAmerica - Portland, OR

QC Batch: 6100688 Soil Preparation Method: EPA 3550

Analyte	Method	Result	MDL*	MRL	Units	Dil	Source Result	Spike Amt	% REC	(Limits)	% RPD	(Limits)	Analyzed	Notes
Matrix Spike (6100688-MS1)			QC Source: PPJ0551-01					Extracted: 10/13/06 11:45					R-05	
Acenaphthene	EPA 8270m	218	---	201	ug/kg dry	10x	ND	250	87.2%	(33-139)	--	--	10/19/06 20:47	
Benzo (a) pyrene	"	94.5	---	201	"	"	ND	"	37.8%	(45-149)	--	--	"	Q-01
Pentachlorophenol	"	430	---	1010	"	"	ND	500	86.0%	(14-176)	--	--	10/23/06 15:35	
Pyrene	"	628	---	201	"	"	552	250	30.4%	(39-138)	--	--	10/19/06 20:47	Q-01
<i>Surrogate(s): Fluorene-d10</i>		<i>Recovery:</i>	<i>69.3%</i>	<i>Limits: 32-134%</i>		<i>"</i>							<i>10/19/06 20:47</i>	
<i>2,4,6-Tribromophenol</i>			<i>102%</i>	<i>10-150%</i>		<i>"</i>							<i>10/23/06 15:35</i>	
<i>Pyrene-d10</i>			<i>65.7%</i>	<i>41-152%</i>		<i>"</i>							<i>10/19/06 20:47</i>	
<i>Benzo (a) pyrene-d12</i>			<i>26.6%</i>	<i>36-145%</i>		<i>"</i>							<i>"</i>	<i>S-09, J</i>

Matrix Spike Dup (6100688-MSD1)			QC Source: PPJ0551-01					Extracted: 10/13/06 11:45					R-05	
Acenaphthene	EPA 8270m	224	---	200	ug/kg dry	10x	ND	249	90.0%	(33-139)	2.71% (50)		10/19/06 21:20	
Benzo (a) pyrene	"	118	---	200	"	"	ND	"	47.4%	(45-149)	22.1% "	"	"	
Pentachlorophenol	"	347	---	1000	"	"	ND	498	69.7%	(14-176)	21.4% (60)		10/23/06 16:05	S-09
Pyrene	"	605	---	200	"	"	552	249	21.3%	(39-138)	3.73% (50)		10/19/06 21:20	Q-01
<i>Surrogate(s): Fluorene-d10</i>		<i>Recovery:</i>	<i>68.2%</i>	<i>Limits: 32-134%</i>		<i>"</i>							<i>10/19/06 21:20</i>	
<i>2,4,6-Tribromophenol</i>			<i>107%</i>	<i>10-150%</i>		<i>"</i>							<i>10/23/06 16:05</i>	
<i>Pyrene-d10</i>			<i>64.4%</i>	<i>41-152%</i>		<i>"</i>							<i>10/19/06 21:20</i>	
<i>Benzo (a) pyrene-d12</i>			<i>28.2%</i>	<i>36-145%</i>		<i>"</i>							<i>"</i>	<i>S-09, J</i>

TestAmerica - Portland, OR

The results in this report apply to the samples analyzed in accordance with the chain of custody document. This analytical report must be reproduced in its entirety.

Sarah Rockwell

Sarah Rockwell, Project Manager



SLR-Portland	Project Name: Jeld Wen- Nord Door	
1800 Blankenship Road Suite 440	Project Number: 008.0228.00013	Report Created:
West Linn, OR 97068	Project Manager: R. Scott Miller	11/02/06 18:02

Percent Dry Weight (Solids) per Standard Methods - Laboratory Quality Control Results
 TestAmerica - Portland, OR

QC Batch: 6100460 **Soil Preparation Method: Dry Weight**

Analyte	Method	Result	MDL*	MRL	Units	Dil	Source Result	Spike Amt	% REC	(Limits)	% RPD	(Limits)	Analyzed	Notes	
Duplicate (6100460-DUP1)			QC Source: PPJ0244-02					Extracted: 10/10/06 08:38							
% Solids	NCA SOP	81.5	---	0.00	% by Weight	1x	82.9	--	--	--	1.70%	(20)	10/10/06 08:38		
Duplicate (6100460-DUP2)			QC Source: PPJ0244-03					Extracted: 10/10/06 08:38							
% Solids	NCA SOP	86.4	---	0.00	% by Weight	1x	90.3	--	--	--	4.41%	(20)	10/10/06 08:38		

TestAmerica - Portland, OR

The results in this report apply to the samples analyzed in accordance with the chain of custody document. This analytical report must be reproduced in its entirety.

Sarah Rockwell

Sarah Rockwell, Project Manager



SLR-Portland	Project Name: Jeld Wen- Nord Door	
1800 Blankenship Road Suite 440	Project Number: 008.0228.00013	Report Created:
West Linn, OR 97068	Project Manager: R. Scott Miller	11/02/06 18:02

Notes and Definitions

Report Specific Notes:

- D-03 - The hydrocarbon concentration result in this sample is partially due to an individual peak(s) eluting in the diesel/motor oil carbon range.
- D-09 - Detected hydrocarbons in the diesel range appear to be due to overlap of heavy/oil range hydrocarbons.
- J - Estimated value.
- Q-01 - The matrix spike recovery, and/or RPD, for this QC sample is outside of established control limits. Failure of a matrix spike QC sample does not represent an out-of-control condition for the batch.
- Q-14 - The matrix spike recovery, and/or RPD, for this QC sample is outside of control limits due to a non-homogeneous sample matrix.
- R-05 - Reporting limits raised due to dilution necessary for analysis. Sample contains high levels of reported analyte, non-target analyte, and/or matrix interference.
- S-01 - The surrogate recovery for this sample is not available due to sample dilution required from high analyte concentration and/or matrix interferences.
- S-09 - Surrogate recovery is outside control limits due to matrix interference.

Laboratory Reporting Conventions:

- DET - Analyte DETECTED at or above the Reporting Limit. Qualitative Analyses only.
- ND - Analyte NOT DETECTED at or above the reporting limit (MDL or MRL, as appropriate).
- NR/NA - Not Reported / Not Available
- dry - Sample results reported on a Dry Weight Basis. Results and Reporting Limits have been corrected for Percent Dry Weight.
- wet - Sample results and reporting limits reported on a Wet Weight Basis (as received). Results with neither 'wet' nor 'dry' are reported on a Wet Weight Basis.
- RPD - RELATIVE PERCENT DIFFERENCE (RPDs calculated using Results, not Percent Recoveries).
- MRL - METHOD REPORTING LIMIT. Reporting Level at, or above, the lowest level standard of the Calibration Table.
- MDL* - METHOD DETECTION LIMIT. Reporting Level at, or above, the statistically derived limit based on 40CFR, Part 136, Appendix B. *MDLs are listed on the report only if the data has been evaluated below the MRL. Results between the MDL and MRL are reported as Estimated Results.
- Dil - Dilutions are calculated based on deviations from the standard dilution performed for an analysis, and may not represent the dilution found on the analytical raw data.
- Reporting Limits - Reporting limits (MDLs and MRLs) are adjusted based on variations in sample preparation amounts, analytical dilutions and percent solids, where applicable.
- Electronic Signature - Electronic Signature added in accordance with TestAmerica's *Electronic Reporting and Electronic Signatures Policy*. Application of electronic signature indicates that the report has been reviewed and approved for release by the laboratory. Electronic signature is intended to be the legally binding equivalent of a traditionally handwritten signature.

Sarah Rockwell

Sarah Rockwell, Project Manager



November 17, 2006

R. Scott Miller
SLR-Portland
1800 Blankenship Road Suite 440
West Linn, OR 97068

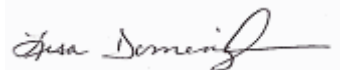
RE: Jeld Wen- Nord Door

Enclosed are the results of analyses for samples received by the laboratory on 10/20/06 10:00.
The following list is a summary of the Work Orders contained in this report, generated on 11/17/06
10:51.

If you have any questions concerning this report, please feel free to contact me.

<u>Work Order</u>	<u>Project</u>	<u>ProjectNumber</u>
PPJ0944	Jeld Wen- Nord Door	008.0228.00013

TestAmerica - Portland, OR



Lisa Domenighini For Sarah Rockwell, Project Manager

The results in this report apply to the samples analyzed in accordance with the chain of custody document. This analytical report shall not be reproduced except in full, without the written approval of the laboratory.




SLR-Portland	Project Name: Jeld Wen- Nord Door	
1800 Blankenship Road Suite 440	Project Number: 008.0228.00013	Report Created:
West Linn, OR 97068	Project Manager: R. Scott Miller	11/17/06 10:51

ANALYTICAL REPORT FOR SAMPLES

Sample ID	Laboratory ID	Matrix	Date Sampled	Date Received
TP1-1-4.75	PPJ0944-01	Soil	10/18/06 13:40	10/20/06 10:00
TP1-2-4.75	PPJ0944-02	Soil	10/18/06 14:25	10/20/06 10:00
TP1-3-4.75	PPJ0944-03	Soil	10/18/06 14:35	10/20/06 10:00
TP1-4-5.75	PPJ0944-04	Soil	10/18/06 15:25	10/20/06 10:00
TP1-5-4.75	PPJ0944-05	Soil	10/19/06 08:30	10/20/06 10:00
TP2-1-6	PPJ0944-06	Soil	10/19/06 07:45	10/20/06 10:00
TP2-2-4.75	PPJ0944-07	Soil	10/19/06 08:05	10/20/06 10:00
TP2-3-4.75	PPJ0944-08	Soil	10/19/06 07:55	10/20/06 10:00
TP2-4-7	PPJ0944-09	Soil	10/19/06 07:40	10/20/06 10:00
TP1-Stockpile	PPJ0944-10	Soil	10/19/06 13:35	10/20/06 10:00

TestAmerica - Portland, OR



Lisa Domenighini For Sarah Rockwell, Project Manager

The results in this report apply to the samples analyzed in accordance with the chain of custody document. This analytical report shall not be reproduced except in full, without the written approval of the laboratory.




SLR-Portland	Project Name: Jeld Wen- Nord Door	Report Created:
1800 Blankenship Road Suite 440	Project Number: 008.0228.00013	11/17/06 10:51
West Linn, OR 97068	Project Manager: R. Scott Miller	

Hydrocarbon Identification per NW-TPH Methodology
TestAmerica - Portland, OR

Analyte	Method	Result	MDL*	MRL	Units	Dil	Batch	Prepared	Analyzed	Notes
PPJ0944-01 (TP1-1-4.75)		Soil		Sampled: 10/18/06 13:40						
Gasoline Range Hydrocarbons	NWTPH HCID	ND	----	19.5	mg/kg dry	1x	6101187	10/24/06 12:30	10/24/06 20:58	
Diesel Range Hydrocarbons	"	ND	----	48.7	"	"	"	"	"	
Heavy Oil Range Hydrocarbons	"	ND	----	97.5	"	"	"	"	"	
<i>Surrogate(s): 1-Chlorooctadecane</i>			90.9%		50 - 150 %	"				
PPJ0944-02 (TP1-2-4.75)		Soil		Sampled: 10/18/06 14:25						
Gasoline Range Hydrocarbons	NWTPH HCID	ND	----	20.0	mg/kg dry	1x	6101187	10/24/06 12:30	10/24/06 21:32	
Diesel Range Hydrocarbons	"	ND	----	50.1	"	"	"	"	"	
Heavy Oil Range Hydrocarbons	"	ND	----	100	"	"	"	"	"	
<i>Surrogate(s): 1-Chlorooctadecane</i>			88.6%		50 - 150 %	"				
PPJ0944-03 (TP1-3-4.75)		Soil		Sampled: 10/18/06 14:35						
Gasoline Range Hydrocarbons	NWTPH HCID	ND	----	23.5	mg/kg dry	1x	6101187	10/24/06 12:30	10/24/06 22:07	
Diesel Range Hydrocarbons	"	ND	----	58.7	"	"	"	"	"	
Heavy Oil Range Hydrocarbons	"	DET	----	117	"	"	"	"	"	D-14
<i>Surrogate(s): 1-Chlorooctadecane</i>			99.1%		50 - 150 %	"				
PPJ0944-04 (TP1-4-5.75)		Soil		Sampled: 10/18/06 15:25						
Gasoline Range Hydrocarbons	NWTPH HCID	ND	----	22.0	mg/kg dry	1x	6101187	10/24/06 12:30	10/24/06 22:41	
Diesel Range Hydrocarbons	"	ND	----	54.9	"	"	"	"	"	
Heavy Oil Range Hydrocarbons	"	ND	----	110	"	"	"	"	"	
<i>Surrogate(s): 1-Chlorooctadecane</i>			99.0%		50 - 150 %	"				
PPJ0944-05 (TP1-5-4.75)		Soil		Sampled: 10/19/06 08:30						
Gasoline Range Hydrocarbons	NWTPH HCID	ND	----	22.9	mg/kg dry	1x	6101187	10/24/06 12:30	10/24/06 23:16	
Diesel Range Hydrocarbons	"	ND	----	57.2	"	"	"	"	"	
Heavy Oil Range Hydrocarbons	"	ND	----	114	"	"	"	"	"	
<i>Surrogate(s): 1-Chlorooctadecane</i>			95.5%		50 - 150 %	"				
PPJ0944-06 (TP2-1-6)		Soil		Sampled: 10/19/06 07:45						
Gasoline Range Hydrocarbons	NWTPH HCID	ND	----	16.5	mg/kg dry	1x	6101187	10/24/06 12:30	10/24/06 23:51	
Diesel Range Hydrocarbons	"	ND	----	41.2	"	"	"	"	"	
Heavy Oil Range Hydrocarbons	"	DET	----	82.5	"	"	"	"	"	D-14
<i>Surrogate(s): 1-Chlorooctadecane</i>			89.0%		50 - 150 %	"				

TestAmerica - Portland, OR



Lisa Domenighini For Sarah Rockwell, Project Manager

The results in this report apply to the samples analyzed in accordance with the chain of custody document. This analytical report shall not be reproduced except in full, without the written approval of the laboratory.




SLR-Portland	Project Name: Jeld Wen- Nord Door	Report Created:
1800 Blankenship Road Suite 440	Project Number: 008.0228.00013	11/17/06 10:51
West Linn, OR 97068	Project Manager: R. Scott Miller	

Hydrocarbon Identification per NW-TPH Methodology
TestAmerica - Portland, OR

Analyte	Method	Result	MDL*	MRL	Units	Dil	Batch	Prepared	Analyzed	Notes
PPJ0944-07 (TP2-2-4.75)		Soil		Sampled: 10/19/06 08:05						
Gasoline Range Hydrocarbons	NWTPH HCID	ND	----	21.5	mg/kg dry	1x	6101187	10/24/06 12:30	10/25/06 00:25	
Diesel Range Hydrocarbons	"	ND	----	53.6	"	"	"	"	"	
Heavy Oil Range Hydrocarbons	"	ND	----	107	"	"	"	"	"	
<i>Surrogate(s): 1-Chlorooctadecane</i>			91.5%		50 - 150 %	"				
PPJ0944-08 (TP2-3-4.75)		Soil		Sampled: 10/19/06 07:55						
Gasoline Range Hydrocarbons	NWTPH HCID	ND	----	22.5	mg/kg dry	1x	6101187	10/24/06 12:30	10/25/06 01:00	
Diesel Range Hydrocarbons	"	ND	----	56.1	"	"	"	"	"	
Heavy Oil Range Hydrocarbons	"	DET	----	112	"	"	"	"	"	D-14
<i>Surrogate(s): 1-Chlorooctadecane</i>			87.8%		50 - 150 %	"				
PPJ0944-09 (TP2-4-7)		Soil		Sampled: 10/19/06 07:40						
Gasoline Range Hydrocarbons	NWTPH HCID	ND	----	17.4	mg/kg dry	1x	6101187	10/24/06 12:30	10/25/06 01:35	
Diesel Range Hydrocarbons	"	DET	----	43.4	"	"	"	"	"	D-16
Heavy Oil Range Hydrocarbons	"	DET	----	86.9	"	"	"	"	"	D-14
<i>Surrogate(s): 1-Chlorooctadecane</i>			85.5%		50 - 150 %	"				
PPJ0944-10 (TP1-Stockpile)		Soil		Sampled: 10/19/06 13:35						
Gasoline Range Hydrocarbons	NWTPH HCID	DET	----	22.8	mg/kg dry	1x	6101187	10/24/06 12:30	10/25/06 02:10	
Diesel Range Hydrocarbons	"	DET	----	57.1	"	"	"	"	"	D-09
Heavy Oil Range Hydrocarbons	"	DET	----	114	"	"	"	"	"	D-14
<i>Surrogate(s): 1-Chlorooctadecane</i>			91.8%		50 - 150 %	"				

TestAmerica - Portland, OR



Lisa Domenighini For Sarah Rockwell, Project Manager

The results in this report apply to the samples analyzed in accordance with the chain of custody document. This analytical report shall not be reproduced except in full, without the written approval of the laboratory.




SLR-Portland	Project Name: Jeld Wen- Nord Door	Report Created:
1800 Blankenship Road Suite 440	Project Number: 008.0228.00013	11/17/06 10:51
West Linn, OR 97068	Project Manager: R. Scott Miller	

Gasoline Hydrocarbons per NW TPH-Gx Method
TestAmerica - Portland, OR

Analyte	Method	Result	MDL*	MRL	Units	Dil	Batch	Prepared	Analyzed	Notes
PPJ0944-10 (TP1-Stockpile)		Soil			Sampled: 10/19/06 13:35					
Gasoline Range Hydrocarbons	NW TPH-Gx	190	----	4.81	mg/kg dry	1x	6101416	10/27/06 17:50	10/30/06 12:09	
<i>Surrogate(s): a,a,a-TFT</i>			<i>85.0%</i>		<i>50 - 150 %</i>	"				"

TestAmerica - Portland, OR



Lisa Domenighini For Sarah Rockwell, Project Manager

The results in this report apply to the samples analyzed in accordance with the chain of custody document. This analytical report shall not be reproduced except in full, without the written approval of the laboratory.




SLR-Portland	Project Name: Jeld Wen- Nord Door	Report Created:
1800 Blankenship Road Suite 440	Project Number: 008.0228.00013	11/17/06 10:51
West Linn, OR 97068	Project Manager: R. Scott Miller	

Diesel and Heavy Range Hydrocarbons per NWTPH-Dx Method with Acid/Silica Gel Cleanup
TestAmerica - Portland, OR

Analyte	Method	Result	MDL*	MRL	Units	Dil	Batch	Prepared	Analyzed	Notes
PPJ0944-03 (TP1-3-4.75)		Soil		Sampled: 10/18/06 14:35						
Diesel Range Organics	NWTPH-Dx	34.7	----	16.0	mg/kg dry	1x	6101477	10/30/06 14:55	10/31/06 16:43	
Heavy Oil Range Hydrocarbons	"	98.6	----	32.0	"	"	"	"	"	A-01
<i>Surrogate(s): 1-Chlorooctadecane</i>			<i>111%</i>		<i>50 - 150 %</i>	<i>"</i>			<i>"</i>	
PPJ0944-06 (TP2-1-6)		Soil		Sampled: 10/19/06 07:45						
Diesel Range Organics	NWTPH-Dx	26.2	----	14.3	mg/kg dry	1x	6101477	10/30/06 14:55	10/31/06 17:16	
Heavy Oil Range Hydrocarbons	"	173	----	28.6	"	"	"	"	"	
<i>Surrogate(s): 1-Chlorooctadecane</i>			<i>118%</i>		<i>50 - 150 %</i>	<i>"</i>			<i>"</i>	
PPJ0944-08 (TP2-3-4.75)		Soil		Sampled: 10/19/06 07:55						
Diesel Range Organics	NWTPH-Dx	64.4	----	15.0	mg/kg dry	1x	6101477	10/30/06 14:55	10/31/06 17:48	
Heavy Oil Range Hydrocarbons	"	182	----	29.9	"	"	"	"	"	
<i>Surrogate(s): 1-Chlorooctadecane</i>			<i>106%</i>		<i>50 - 150 %</i>	<i>"</i>			<i>"</i>	
PPJ0944-09 (TP2-4-7)		Soil		Sampled: 10/19/06 07:40						
Diesel Range Organics	NWTPH-Dx	97.3	----	14.3	mg/kg dry	1x	6101477	10/30/06 14:55	10/31/06 18:20	
Heavy Oil Range Hydrocarbons	"	225	----	28.6	"	"	"	"	"	
<i>Surrogate(s): 1-Chlorooctadecane</i>			<i>111%</i>		<i>50 - 150 %</i>	<i>"</i>			<i>"</i>	
PPJ0944-10 (TP1-Stockpile)		Soil		Sampled: 10/19/06 13:35						
Diesel Range Organics	NWTPH-Dx	43.2	----	15.5	mg/kg dry	1x	6101477	10/30/06 14:55	10/31/06 18:51	A-02
Heavy Oil Range Hydrocarbons	"	162	----	30.9	"	"	"	"	"	
<i>Surrogate(s): 1-Chlorooctadecane</i>			<i>111%</i>		<i>50 - 150 %</i>	<i>"</i>			<i>"</i>	

TestAmerica - Portland, OR



Lisa Domenighini For Sarah Rockwell, Project Manager

The results in this report apply to the samples analyzed in accordance with the chain of custody document. This analytical report shall not be reproduced except in full, without the written approval of the laboratory.




SLR-Portland	Project Name: Jeld Wen- Nord Door	Report Created:
1800 Blankenship Road Suite 440	Project Number: 008.0228.00013	11/17/06 10:51
West Linn, OR 97068	Project Manager: R. Scott Miller	

Volatile Organic Compounds per EPA Method 8260B
TestAmerica - Portland, OR

Analyte	Method	Result	MDL*	MRL	Units	Dil	Batch	Prepared	Analyzed	Notes
PPJ0944-01 (TP1-1-4.75)		Soil			Sampled: 10/18/06 13:40					
Acetone	EPA 8260B	ND	----	2730	ug/kg dry	1x	6101153	10/23/06 13:00	10/25/06 02:06	
Benzene	"	ND	----	21.8	"	"	"	"	"	
Bromobenzene	"	ND	----	109	"	"	"	"	"	
Bromochloromethane	"	ND	----	109	"	"	"	"	"	
Bromodichloromethane	"	ND	----	109	"	"	"	"	"	
Bromoform	"	ND	----	109	"	"	"	"	"	
Bromomethane	"	ND	----	546	"	"	"	"	"	
2-Butanone (MEK)	"	ND	----	1090	"	"	"	"	"	
n-Butylbenzene	"	ND	----	546	"	"	"	"	"	
sec-Butylbenzene	"	ND	----	109	"	"	"	"	"	
tert-Butylbenzene	"	ND	----	109	"	"	"	"	"	
Carbon disulfide	"	ND	----	1090	"	"	"	"	"	
Carbon tetrachloride	"	ND	----	109	"	"	"	"	"	
Chlorobenzene	"	ND	----	109	"	"	"	"	"	
Chloroethane	"	ND	----	109	"	"	"	"	"	
Chloroform	"	ND	----	109	"	"	"	"	"	
Chloromethane	"	ND	----	546	"	"	"	"	"	
2-Chlorotoluene	"	ND	----	109	"	"	"	"	"	
4-Chlorotoluene	"	ND	----	109	"	"	"	"	"	
1,2-Dibromo-3-chloropropane	"	ND	----	546	"	"	"	"	"	
Dibromochloromethane	"	ND	----	109	"	"	"	"	"	
1,2-Dibromoethane	"	ND	----	109	"	"	"	"	"	
Dibromomethane	"	ND	----	109	"	"	"	"	"	
1,2-Dichlorobenzene	"	ND	----	109	"	"	"	"	"	
1,3-Dichlorobenzene	"	ND	----	109	"	"	"	"	"	
1,4-Dichlorobenzene	"	ND	----	109	"	"	"	"	"	
Dichlorodifluoromethane	"	ND	----	546	"	"	"	"	"	
1,1-Dichloroethane	"	ND	----	109	"	"	"	"	"	
1,2-Dichloroethane	"	ND	----	109	"	"	"	"	"	
1,1-Dichloroethene	"	ND	----	109	"	"	"	"	"	
cis-1,2-Dichloroethene	"	ND	----	109	"	"	"	"	"	
trans-1,2-Dichloroethene	"	ND	----	109	"	"	"	"	"	
1,2-Dichloropropane	"	ND	----	109	"	"	"	"	"	
1,3-Dichloropropane	"	ND	----	109	"	"	"	"	"	
2,2-Dichloropropane	"	ND	----	109	"	"	"	"	"	
1,1-Dichloropropene	"	ND	----	109	"	"	"	"	"	
cis-1,3-Dichloropropene	"	ND	----	109	"	"	"	"	"	
trans-1,3-Dichloropropene	"	ND	----	109	"	"	"	"	"	
Ethylbenzene	"	ND	----	109	"	"	"	"	"	
Hexachlorobutadiene	"	ND	----	437	"	"	"	"	"	
2-Hexanone	"	ND	----	1090	"	"	"	"	"	
Isopropylbenzene	"	ND	----	218	"	"	"	"	"	
p-Isopropyltoluene	"	ND	----	218	"	"	"	"	"	

TestAmerica - Portland, OR



Lisa Domenighini For Sarah Rockwell, Project Manager

The results in this report apply to the samples analyzed in accordance with the chain of custody document. This analytical report shall not be reproduced except in full, without the written approval of the laboratory.




SLR-Portland	Project Name: Jeld Wen- Nord Door	Report Created:
1800 Blankenship Road Suite 440	Project Number: 008.0228.00013	11/17/06 10:51
West Linn, OR 97068	Project Manager: R. Scott Miller	

Volatile Organic Compounds per EPA Method 8260B
TestAmerica - Portland, OR

Analyte	Method	Result	MDL*	MRL	Units	Dil	Batch	Prepared	Analyzed	Notes
PPJ0944-01 (TP1-1-4.75)		Soil			Sampled: 10/18/06 13:40					
4-Methyl-2-pentanone	EPA 8260B	ND	----	546	ug/kg dry	1x	6101153	10/23/06 13:00	10/25/06 02:06	
Methyl tert-butyl ether	"	ND	----	109	"	"	"	"	"	
Methylene chloride	"	ND	----	546	"	"	"	"	"	
Naphthalene	"	ND	----	218	"	"	"	"	"	
n-Propylbenzene	"	ND	----	109	"	"	"	"	"	
Styrene	"	ND	----	109	"	"	"	"	"	
1,1,1,2-Tetrachloroethane	"	ND	----	109	"	"	"	"	"	
1,1,2,2-Tetrachloroethane	"	ND	----	109	"	"	"	"	"	
Tetrachloroethene	"	ND	----	109	"	"	"	"	"	
Toluene	"	ND	----	109	"	"	"	"	"	
1,2,3-Trichlorobenzene	"	ND	----	109	"	"	"	"	"	
1,2,4-Trichlorobenzene	"	ND	----	109	"	"	"	"	"	
1,1,1-Trichloroethane	"	ND	----	109	"	"	"	"	"	
1,1,2-Trichloroethane	"	ND	----	109	"	"	"	"	"	
Trichloroethene	"	ND	----	109	"	"	"	"	"	
Trichlorofluoromethane	"	ND	----	109	"	"	"	"	"	
1,2,3-Trichloropropane	"	ND	----	109	"	"	"	"	"	
1,2,4-Trimethylbenzene	"	ND	----	109	"	"	"	"	"	
1,3,5-Trimethylbenzene	"	ND	----	109	"	"	"	"	"	
Vinyl chloride	"	ND	----	109	"	"	"	"	"	
o-Xylene	"	ND	----	109	"	"	"	"	"	
m,p-Xylene	"	ND	----	218	"	"	"	"	"	
<i>Surrogate(s): 4-BFB</i>				100%		75 - 125 %	0.01x			"
<i>1,2-DCA-d4</i>				89.4%		75 - 125 %	"			"
<i>Dibromofluoromethane</i>				88.5%		75 - 125 %	"			"
<i>Toluene-d8</i>				101%		75 - 125 %	"			"

PPJ0944-02 (TP1-2-4.75)		Soil			Sampled: 10/18/06 14:25					
Acetone	EPA 8260B	ND	----	2740	ug/kg dry	1x	6101153	10/23/06 13:00	10/25/06 02:34	
Benzene	"	ND	----	21.9	"	"	"	"	"	
Bromobenzene	"	ND	----	110	"	"	"	"	"	
Bromochloromethane	"	ND	----	110	"	"	"	"	"	
Bromodichloromethane	"	ND	----	110	"	"	"	"	"	
Bromoform	"	ND	----	110	"	"	"	"	"	
Bromomethane	"	ND	----	548	"	"	"	"	"	
2-Butanone (MEK)	"	ND	----	1100	"	"	"	"	"	
n-Butylbenzene	"	ND	----	548	"	"	"	"	"	
sec-Butylbenzene	"	ND	----	110	"	"	"	"	"	
tert-Butylbenzene	"	ND	----	110	"	"	"	"	"	
Carbon disulfide	"	ND	----	1100	"	"	"	"	"	
Carbon tetrachloride	"	ND	----	110	"	"	"	"	"	
Chlorobenzene	"	ND	----	110	"	"	"	"	"	

TestAmerica - Portland, OR



Lisa Domenighini For Sarah Rockwell, Project Manager

The results in this report apply to the samples analyzed in accordance with the chain of custody document. This analytical report shall not be reproduced except in full, without the written approval of the laboratory.




SLR-Portland	Project Name: Jeld Wen- Nord Door	Report Created:
1800 Blankenship Road Suite 440	Project Number: 008.0228.00013	11/17/06 10:51
West Linn, OR 97068	Project Manager: R. Scott Miller	

Volatile Organic Compounds per EPA Method 8260B
TestAmerica - Portland, OR

Analyte	Method	Result	MDL*	MRL	Units	Dil	Batch	Prepared	Analyzed	Notes
PPJ0944-02 (TP1-2-4.75)		Soil			Sampled: 10/18/06 14:25					
Chloroethane	EPA 8260B	ND	----	110	ug/kg dry	1x	6101153	10/23/06 13:00	10/25/06 02:34	
Chloroform	"	ND	----	110	"	"	"	"	"	
Chloromethane	"	ND	----	548	"	"	"	"	"	
2-Chlorotoluene	"	ND	----	110	"	"	"	"	"	
4-Chlorotoluene	"	ND	----	110	"	"	"	"	"	
1,2-Dibromo-3-chloropropane	"	ND	----	548	"	"	"	"	"	
Dibromochloromethane	"	ND	----	110	"	"	"	"	"	
1,2-Dibromoethane	"	ND	----	110	"	"	"	"	"	
Dibromomethane	"	ND	----	110	"	"	"	"	"	
1,2-Dichlorobenzene	"	ND	----	110	"	"	"	"	"	
1,3-Dichlorobenzene	"	ND	----	110	"	"	"	"	"	
1,4-Dichlorobenzene	"	ND	----	110	"	"	"	"	"	
Dichlorodifluoromethane	"	ND	----	548	"	"	"	"	"	
1,1-Dichloroethane	"	ND	----	110	"	"	"	"	"	
1,2-Dichloroethane	"	ND	----	110	"	"	"	"	"	
1,1-Dichloroethene	"	ND	----	110	"	"	"	"	"	
cis-1,2-Dichloroethene	"	ND	----	110	"	"	"	"	"	
trans-1,2-Dichloroethene	"	ND	----	110	"	"	"	"	"	
1,2-Dichloropropane	"	ND	----	110	"	"	"	"	"	
1,3-Dichloropropane	"	ND	----	110	"	"	"	"	"	
2,2-Dichloropropane	"	ND	----	110	"	"	"	"	"	
1,1-Dichloropropene	"	ND	----	110	"	"	"	"	"	
cis-1,3-Dichloropropene	"	ND	----	110	"	"	"	"	"	
trans-1,3-Dichloropropene	"	ND	----	110	"	"	"	"	"	
Ethylbenzene	"	ND	----	110	"	"	"	"	"	
Hexachlorobutadiene	"	ND	----	439	"	"	"	"	"	
2-Hexanone	"	ND	----	1100	"	"	"	"	"	
Isopropylbenzene	"	ND	----	219	"	"	"	"	"	
p-Isopropyltoluene	"	ND	----	219	"	"	"	"	"	
4-Methyl-2-pentanone	"	ND	----	548	"	"	"	"	"	
Methyl tert-butyl ether	"	ND	----	110	"	"	"	"	"	
Methylene chloride	"	ND	----	548	"	"	"	"	"	
Naphthalene	"	ND	----	219	"	"	"	"	"	
n-Propylbenzene	"	ND	----	110	"	"	"	"	"	
Styrene	"	ND	----	110	"	"	"	"	"	
1,1,1,2-Tetrachloroethane	"	ND	----	110	"	"	"	"	"	
1,1,2,2-Tetrachloroethane	"	ND	----	110	"	"	"	"	"	
Tetrachloroethene	"	ND	----	110	"	"	"	"	"	
Toluene	"	ND	----	110	"	"	"	"	"	
1,2,3-Trichlorobenzene	"	ND	----	110	"	"	"	"	"	
1,2,4-Trichlorobenzene	"	ND	----	110	"	"	"	"	"	
1,1,1-Trichloroethane	"	ND	----	110	"	"	"	"	"	
1,1,2-Trichloroethane	"	ND	----	110	"	"	"	"	"	

TestAmerica - Portland, OR



Lisa Domenighini For Sarah Rockwell, Project Manager

The results in this report apply to the samples analyzed in accordance with the chain of custody document. This analytical report shall not be reproduced except in full, without the written approval of the laboratory.




SLR-Portland	Project Name: Jeld Wen- Nord Door	Report Created:
1800 Blankenship Road Suite 440	Project Number: 008.0228.00013	11/17/06 10:51
West Linn, OR 97068	Project Manager: R. Scott Miller	

Volatile Organic Compounds per EPA Method 8260B
 TestAmerica - Portland, OR

Analyte	Method	Result	MDL*	MRL	Units	Dil	Batch	Prepared	Analyzed	Notes
PPJ0944-02 (TP1-2-4.75)		Soil		Sampled: 10/18/06 14:25						
Trichloroethene	EPA 8260B	ND	----	110	ug/kg dry	1x	6101153	10/23/06 13:00	10/25/06 02:34	
Trichlorofluoromethane	"	ND	----	110	"	"	"	"	"	
1,2,3-Trichloropropane	"	ND	----	110	"	"	"	"	"	
1,2,4-Trimethylbenzene	"	ND	----	110	"	"	"	"	"	
1,3,5-Trimethylbenzene	"	ND	----	110	"	"	"	"	"	
Vinyl chloride	"	ND	----	110	"	"	"	"	"	
o-Xylene	"	ND	----	110	"	"	"	"	"	
m,p-Xylene	"	ND	----	219	"	"	"	"	"	
<i>Surrogate(s): 4-BFB</i>			98.6%		75 - 125 %	0.01x				"
<i>1,2-DCA-d4</i>			88.6%		75 - 125 %	"				"
<i>Dibromofluoromethane</i>			87.7%		75 - 125 %	"				"
<i>Toluene-d8</i>			102%		75 - 125 %	"				"
PPJ0944-03 (TP1-3-4.75)		Soil		Sampled: 10/18/06 14:35						
Acetone	EPA 8260B	ND	----	3090	ug/kg dry	1x	6101153	10/23/06 13:00	10/25/06 03:01	
Benzene	"	ND	----	24.7	"	"	"	"	"	
Bromobenzene	"	ND	----	124	"	"	"	"	"	
Bromochloromethane	"	ND	----	124	"	"	"	"	"	
Bromodichloromethane	"	ND	----	124	"	"	"	"	"	
Bromoform	"	ND	----	124	"	"	"	"	"	
Bromomethane	"	ND	----	618	"	"	"	"	"	
2-Butanone (MEK)	"	ND	----	1240	"	"	"	"	"	
n-Butylbenzene	"	ND	----	618	"	"	"	"	"	
sec-Butylbenzene	"	ND	----	124	"	"	"	"	"	
tert-Butylbenzene	"	ND	----	124	"	"	"	"	"	
Carbon disulfide	"	ND	----	1240	"	"	"	"	"	
Carbon tetrachloride	"	ND	----	124	"	"	"	"	"	
Chlorobenzene	"	ND	----	124	"	"	"	"	"	
Chloroethane	"	ND	----	124	"	"	"	"	"	
Chloroform	"	ND	----	124	"	"	"	"	"	
Chloromethane	"	ND	----	618	"	"	"	"	"	
2-Chlorotoluene	"	ND	----	124	"	"	"	"	"	
4-Chlorotoluene	"	ND	----	124	"	"	"	"	"	
1,2-Dibromo-3-chloropropane	"	ND	----	618	"	"	"	"	"	
Dibromochloromethane	"	ND	----	124	"	"	"	"	"	
1,2-Dibromoethane	"	ND	----	124	"	"	"	"	"	
Dibromomethane	"	ND	----	124	"	"	"	"	"	
1,2-Dichlorobenzene	"	ND	----	124	"	"	"	"	"	
1,3-Dichlorobenzene	"	ND	----	124	"	"	"	"	"	
1,4-Dichlorobenzene	"	ND	----	124	"	"	"	"	"	
Dichlorodifluoromethane	"	ND	----	618	"	"	"	"	"	
1,1-Dichloroethane	"	ND	----	124	"	"	"	"	"	

TestAmerica - Portland, OR



Lisa Domenighini For Sarah Rockwell, Project Manager

The results in this report apply to the samples analyzed in accordance with the chain of custody document. This analytical report shall not be reproduced except in full, without the written approval of the laboratory.



SLR-Portland	Project Name: Jeld Wen- Nord Door	Report Created:
1800 Blankenship Road Suite 440	Project Number: 008.0228.00013	11/17/06 10:51
West Linn, OR 97068	Project Manager: R. Scott Miller	

Volatile Organic Compounds per EPA Method 8260B
 TestAmerica - Portland, OR

Analyte	Method	Result	MDL*	MRL	Units	Dil	Batch	Prepared	Analyzed	Notes
---------	--------	--------	------	-----	-------	-----	-------	----------	----------	-------

PPJ0944-03 (TP1-3-4.75)


Soil

Sampled: 10/18/06 14:35

1,2-Dichloroethane	EPA 8260B	ND	----	124	ug/kg dry	1x	6101153	10/23/06 13:00	10/25/06 03:01	
1,1-Dichloroethene	"	ND	----	124	"	"	"	"	"	
cis-1,2-Dichloroethene	"	ND	----	124	"	"	"	"	"	
trans-1,2-Dichloroethene	"	ND	----	124	"	"	"	"	"	
1,2-Dichloropropane	"	ND	----	124	"	"	"	"	"	
1,3-Dichloropropane	"	ND	----	124	"	"	"	"	"	
2,2-Dichloropropane	"	ND	----	124	"	"	"	"	"	
1,1-Dichloropropene	"	ND	----	124	"	"	"	"	"	
cis-1,3-Dichloropropene	"	ND	----	124	"	"	"	"	"	
trans-1,3-Dichloropropene	"	ND	----	124	"	"	"	"	"	
Ethylbenzene	"	ND	----	124	"	"	"	"	"	
Hexachlorobutadiene	"	ND	----	494	"	"	"	"	"	
2-Hexanone	"	ND	----	1240	"	"	"	"	"	
Isopropylbenzene	"	ND	----	247	"	"	"	"	"	
p-Isopropyltoluene	"	ND	----	247	"	"	"	"	"	
4-Methyl-2-pentanone	"	ND	----	618	"	"	"	"	"	
Methyl tert-butyl ether	"	ND	----	124	"	"	"	"	"	
Methylene chloride	"	ND	----	618	"	"	"	"	"	
Naphthalene	"	ND	----	247	"	"	"	"	"	
n-Propylbenzene	"	ND	----	124	"	"	"	"	"	
Styrene	"	ND	----	124	"	"	"	"	"	
1,1,1,2-Tetrachloroethane	"	ND	----	124	"	"	"	"	"	
1,1,2,2-Tetrachloroethane	"	ND	----	124	"	"	"	"	"	
Tetrachloroethene	"	ND	----	124	"	"	"	"	"	
Toluene	"	528	----	124	"	"	"	"	"	
1,2,3-Trichlorobenzene	"	ND	----	124	"	"	"	"	"	
1,2,4-Trichlorobenzene	"	ND	----	124	"	"	"	"	"	
1,1,1-Trichloroethane	"	ND	----	124	"	"	"	"	"	
1,1,2-Trichloroethane	"	ND	----	124	"	"	"	"	"	
Trichloroethene	"	ND	----	124	"	"	"	"	"	
Trichlorofluoromethane	"	ND	----	124	"	"	"	"	"	
1,2,3-Trichloropropane	"	ND	----	124	"	"	"	"	"	
1,2,4-Trimethylbenzene	"	ND	----	124	"	"	"	"	"	
1,3,5-Trimethylbenzene	"	ND	----	124	"	"	"	"	"	
Vinyl chloride	"	ND	----	124	"	"	"	"	"	
o-Xylene	"	ND	----	124	"	"	"	"	"	
m,p-Xylene	"	ND	----	247	"	"	"	"	"	

Surrogate(s): 4-BFB	97.2%	75 - 125 %	0.01x	"
1,2-DCA-d4	88.7%	75 - 125 %	"	"
Dibromofluoromethane	85.0%	75 - 125 %	"	"
Toluene-d8	101%	75 - 125 %	"	"

TestAmerica - Portland, OR



Lisa Domenighini For Sarah Rockwell, Project Manager

The results in this report apply to the samples analyzed in accordance with the chain of custody document. This analytical report shall not be reproduced except in full, without the written approval of the laboratory.




SLR-Portland	Project Name: Jeld Wen- Nord Door	Report Created:
1800 Blankenship Road Suite 440	Project Number: 008.0228.00013	11/17/06 10:51
West Linn, OR 97068	Project Manager: R. Scott Miller	

Volatile Organic Compounds per EPA Method 8260B
 TestAmerica - Portland, OR

Analyte	Method	Result	MDL*	MRL	Units	Dil	Batch	Prepared	Analyzed	Notes
PPJ0944-04 (TP1-4-5.75)		Soil			Sampled: 10/18/06 15:25					
Acetone	EPA 8260B	ND	----	2830	ug/kg dry	1x	6101153	10/23/06 13:00	10/25/06 03:28	
Benzene	"	ND	----	22.7	"	"	"	"	"	
Bromobenzene	"	ND	----	113	"	"	"	"	"	
Bromochloromethane	"	ND	----	113	"	"	"	"	"	
Bromodichloromethane	"	ND	----	113	"	"	"	"	"	
Bromoform	"	ND	----	113	"	"	"	"	"	
Bromomethane	"	ND	----	567	"	"	"	"	"	
2-Butanone (MEK)	"	ND	----	1130	"	"	"	"	"	
n-Butylbenzene	"	ND	----	567	"	"	"	"	"	
sec-Butylbenzene	"	ND	----	113	"	"	"	"	"	
tert-Butylbenzene	"	ND	----	113	"	"	"	"	"	
Carbon disulfide	"	ND	----	1130	"	"	"	"	"	
Carbon tetrachloride	"	ND	----	113	"	"	"	"	"	
Chlorobenzene	"	ND	----	113	"	"	"	"	"	
Chloroethane	"	ND	----	113	"	"	"	"	"	
Chloroform	"	ND	----	113	"	"	"	"	"	
Chloromethane	"	ND	----	567	"	"	"	"	"	
2-Chlorotoluene	"	ND	----	113	"	"	"	"	"	
4-Chlorotoluene	"	ND	----	113	"	"	"	"	"	
1,2-Dibromo-3-chloropropane	"	ND	----	567	"	"	"	"	"	
Dibromochloromethane	"	ND	----	113	"	"	"	"	"	
1,2-Dibromoethane	"	ND	----	113	"	"	"	"	"	
Dibromomethane	"	ND	----	113	"	"	"	"	"	
1,2-Dichlorobenzene	"	ND	----	113	"	"	"	"	"	
1,3-Dichlorobenzene	"	ND	----	113	"	"	"	"	"	
1,4-Dichlorobenzene	"	ND	----	113	"	"	"	"	"	
Dichlorodifluoromethane	"	ND	----	567	"	"	"	"	"	
1,1-Dichloroethane	"	ND	----	113	"	"	"	"	"	
1,2-Dichloroethane	"	ND	----	113	"	"	"	"	"	
1,1-Dichloroethene	"	ND	----	113	"	"	"	"	"	
cis-1,2-Dichloroethene	"	ND	----	113	"	"	"	"	"	
trans-1,2-Dichloroethene	"	ND	----	113	"	"	"	"	"	
1,2-Dichloropropane	"	ND	----	113	"	"	"	"	"	
1,3-Dichloropropane	"	ND	----	113	"	"	"	"	"	
2,2-Dichloropropane	"	ND	----	113	"	"	"	"	"	
1,1-Dichloropropene	"	ND	----	113	"	"	"	"	"	
cis-1,3-Dichloropropene	"	ND	----	113	"	"	"	"	"	
trans-1,3-Dichloropropene	"	ND	----	113	"	"	"	"	"	
Ethylbenzene	"	ND	----	113	"	"	"	"	"	
Hexachlorobutadiene	"	ND	----	453	"	"	"	"	"	
2-Hexanone	"	ND	----	1130	"	"	"	"	"	
Isopropylbenzene	"	ND	----	227	"	"	"	"	"	
p-Isopropyltoluene	"	ND	----	227	"	"	"	"	"	

TestAmerica - Portland, OR



Lisa Domenighini For Sarah Rockwell, Project Manager

The results in this report apply to the samples analyzed in accordance with the chain of custody document. This analytical report shall not be reproduced except in full, without the written approval of the laboratory.




SLR-Portland	Project Name: Jeld Wen- Nord Door	Report Created:
1800 Blankenship Road Suite 440	Project Number: 008.0228.00013	11/17/06 10:51
West Linn, OR 97068	Project Manager: R. Scott Miller	

Volatile Organic Compounds per EPA Method 8260B
 TestAmerica - Portland, OR

Analyte	Method	Result	MDL*	MRL	Units	Dil	Batch	Prepared	Analyzed	Notes
PPJ0944-04 (TP1-4-5.75)		Soil			Sampled: 10/18/06 15:25					
4-Methyl-2-pentanone	EPA 8260B	ND	----	567	ug/kg dry	1x	6101153	10/23/06 13:00	10/25/06 03:28	
Methyl tert-butyl ether	"	ND	----	113	"	"	"	"	"	
Methylene chloride	"	ND	----	567	"	"	"	"	"	
Naphthalene	"	ND	----	227	"	"	"	"	"	
n-Propylbenzene	"	ND	----	113	"	"	"	"	"	
Styrene	"	ND	----	113	"	"	"	"	"	
1,1,1,2-Tetrachloroethane	"	ND	----	113	"	"	"	"	"	
1,1,2,2-Tetrachloroethane	"	ND	----	113	"	"	"	"	"	
Tetrachloroethene	"	ND	----	113	"	"	"	"	"	
Toluene	"	ND	----	113	"	"	"	"	"	
1,2,3-Trichlorobenzene	"	ND	----	113	"	"	"	"	"	
1,2,4-Trichlorobenzene	"	ND	----	113	"	"	"	"	"	
1,1,1-Trichloroethane	"	ND	----	113	"	"	"	"	"	
1,1,2-Trichloroethane	"	ND	----	113	"	"	"	"	"	
Trichloroethene	"	ND	----	113	"	"	"	"	"	
Trichlorofluoromethane	"	ND	----	113	"	"	"	"	"	
1,2,3-Trichloropropane	"	ND	----	113	"	"	"	"	"	
1,2,4-Trimethylbenzene	"	ND	----	113	"	"	"	"	"	
1,3,5-Trimethylbenzene	"	ND	----	113	"	"	"	"	"	
Vinyl chloride	"	ND	----	113	"	"	"	"	"	
o-Xylene	"	ND	----	113	"	"	"	"	"	
m,p-Xylene	"	ND	----	227	"	"	"	"	"	
<i>Surrogate(s): 4-BFB</i>			<i>96.9%</i>		<i>75 - 125 %</i>	<i>0.01x</i>				<i>"</i>
<i>1,2-DCA-d4</i>			<i>86.8%</i>		<i>75 - 125 %</i>	<i>"</i>				<i>"</i>
<i>Dibromofluoromethane</i>			<i>89.9%</i>		<i>75 - 125 %</i>	<i>"</i>				<i>"</i>
<i>Toluene-d8</i>			<i>103%</i>		<i>75 - 125 %</i>	<i>"</i>				<i>"</i>

PPJ0944-05 (TP1-5-4.75)		Soil			Sampled: 10/19/06 08:30					
Acetone	EPA 8260B	ND	----	3010	ug/kg dry	1x	6101153	10/23/06 13:00	10/25/06 03:56	
Benzene	"	ND	----	24.1	"	"	"	"	"	
Bromobenzene	"	ND	----	121	"	"	"	"	"	
Bromochloromethane	"	ND	----	121	"	"	"	"	"	
Bromodichloromethane	"	ND	----	121	"	"	"	"	"	
Bromoform	"	ND	----	121	"	"	"	"	"	
Bromomethane	"	ND	----	603	"	"	"	"	"	
2-Butanone (MEK)	"	ND	----	1210	"	"	"	"	"	
n-Butylbenzene	"	ND	----	603	"	"	"	"	"	
sec-Butylbenzene	"	ND	----	121	"	"	"	"	"	
tert-Butylbenzene	"	ND	----	121	"	"	"	"	"	
Carbon disulfide	"	ND	----	1210	"	"	"	"	"	
Carbon tetrachloride	"	ND	----	121	"	"	"	"	"	
Chlorobenzene	"	ND	----	121	"	"	"	"	"	

TestAmerica - Portland, OR



Lisa Domenighini For Sarah Rockwell, Project Manager

The results in this report apply to the samples analyzed in accordance with the chain of custody document. This analytical report shall not be reproduced except in full, without the written approval of the laboratory.




SLR-Portland	Project Name: Jeld Wen- Nord Door	Report Created:
1800 Blankenship Road Suite 440	Project Number: 008.0228.00013	11/17/06 10:51
West Linn, OR 97068	Project Manager: R. Scott Miller	

Volatile Organic Compounds per EPA Method 8260B
 TestAmerica - Portland, OR

Analyte	Method	Result	MDL*	MRL	Units	Dil	Batch	Prepared	Analyzed	Notes
PPJ0944-05 (TP1-5-4.75)		Soil			Sampled: 10/19/06 08:30					
Chloroethane	EPA 8260B	ND	----	121	ug/kg dry	1x	6101153	10/23/06 13:00	10/25/06 03:56	
Chloroform	"	ND	----	121	"	"	"	"	"	
Chloromethane	"	ND	----	603	"	"	"	"	"	
2-Chlorotoluene	"	ND	----	121	"	"	"	"	"	
4-Chlorotoluene	"	ND	----	121	"	"	"	"	"	
1,2-Dibromo-3-chloropropane	"	ND	----	603	"	"	"	"	"	
Dibromochloromethane	"	ND	----	121	"	"	"	"	"	
1,2-Dibromoethane	"	ND	----	121	"	"	"	"	"	
Dibromomethane	"	ND	----	121	"	"	"	"	"	
1,2-Dichlorobenzene	"	ND	----	121	"	"	"	"	"	
1,3-Dichlorobenzene	"	ND	----	121	"	"	"	"	"	
1,4-Dichlorobenzene	"	ND	----	121	"	"	"	"	"	
Dichlorodifluoromethane	"	ND	----	603	"	"	"	"	"	
1,1-Dichloroethane	"	ND	----	121	"	"	"	"	"	
1,2-Dichloroethane	"	ND	----	121	"	"	"	"	"	
1,1-Dichloroethene	"	ND	----	121	"	"	"	"	"	
cis-1,2-Dichloroethene	"	ND	----	121	"	"	"	"	"	
trans-1,2-Dichloroethene	"	ND	----	121	"	"	"	"	"	
1,2-Dichloropropane	"	ND	----	121	"	"	"	"	"	
1,3-Dichloropropane	"	ND	----	121	"	"	"	"	"	
2,2-Dichloropropane	"	ND	----	121	"	"	"	"	"	
1,1-Dichloropropene	"	ND	----	121	"	"	"	"	"	
cis-1,3-Dichloropropene	"	ND	----	121	"	"	"	"	"	
trans-1,3-Dichloropropene	"	ND	----	121	"	"	"	"	"	
Ethylbenzene	"	ND	----	121	"	"	"	"	"	
Hexachlorobutadiene	"	ND	----	482	"	"	"	"	"	
2-Hexanone	"	ND	----	1210	"	"	"	"	"	
Isopropylbenzene	"	ND	----	241	"	"	"	"	"	
p-Isopropyltoluene	"	ND	----	241	"	"	"	"	"	
4-Methyl-2-pentanone	"	ND	----	603	"	"	"	"	"	
Methyl tert-butyl ether	"	ND	----	121	"	"	"	"	"	
Methylene chloride	"	ND	----	603	"	"	"	"	"	
Naphthalene	"	ND	----	241	"	"	"	"	"	
n-Propylbenzene	"	ND	----	121	"	"	"	"	"	
Styrene	"	ND	----	121	"	"	"	"	"	
1,1,1,2-Tetrachloroethane	"	ND	----	121	"	"	"	"	"	
1,1,2,2-Tetrachloroethane	"	ND	----	121	"	"	"	"	"	
Tetrachloroethene	"	ND	----	121	"	"	"	"	"	
Toluene	"	284	----	121	"	"	"	"	"	
1,2,3-Trichlorobenzene	"	ND	----	121	"	"	"	"	"	
1,2,4-Trichlorobenzene	"	ND	----	121	"	"	"	"	"	
1,1,1-Trichloroethane	"	ND	----	121	"	"	"	"	"	
1,1,2-Trichloroethane	"	ND	----	121	"	"	"	"	"	

TestAmerica - Portland, OR



Lisa Domenighini For Sarah Rockwell, Project Manager

The results in this report apply to the samples analyzed in accordance with the chain of custody document. This analytical report shall not be reproduced except in full, without the written approval of the laboratory.




SLR-Portland	Project Name: Jeld Wen- Nord Door	Report Created:
1800 Blankenship Road Suite 440	Project Number: 008.0228.00013	11/17/06 10:51
West Linn, OR 97068	Project Manager: R. Scott Miller	

Volatile Organic Compounds per EPA Method 8260B
TestAmerica - Portland, OR

Analyte	Method	Result	MDL*	MRL	Units	Dil	Batch	Prepared	Analyzed	Notes
PPJ0944-05 (TP1-5-4.75)		Soil		Sampled: 10/19/06 08:30						
Trichloroethene	EPA 8260B	ND	----	121	ug/kg dry	1x	6101153	10/23/06 13:00	10/25/06 03:56	
Trichlorofluoromethane	"	ND	----	121	"	"	"	"	"	
1,2,3-Trichloropropane	"	ND	----	121	"	"	"	"	"	
1,2,4-Trimethylbenzene	"	124	----	121	"	"	"	"	"	
1,3,5-Trimethylbenzene	"	ND	----	121	"	"	"	"	"	
Vinyl chloride	"	ND	----	121	"	"	"	"	"	
o-Xylene	"	ND	----	121	"	"	"	"	"	
m,p-Xylene	"	464	----	241	"	"	"	"	"	
<i>Surrogate(s): 4-BFB</i>			<i>99.2%</i>		<i>75 - 125 %</i>	<i>0.01x</i>				"
<i>1,2-DCA-d4</i>			<i>88.8%</i>		<i>75 - 125 %</i>	"				"
<i>Dibromofluoromethane</i>			<i>88.4%</i>		<i>75 - 125 %</i>	"				"
<i>Toluene-d8</i>			<i>104%</i>		<i>75 - 125 %</i>	"				"

PPJ0944-10 (TP1-Stockpile)		Soil		Sampled: 10/19/06 13:35						
Acetone	EPA 8260B	ND	----	14700	ug/kg dry	5x	6101153	10/23/06 13:00	10/25/06 17:14	
Benzene	"	ND	----	118	"	"	"	"	"	
Bromobenzene	"	ND	----	588	"	"	"	"	"	
Bromochloromethane	"	ND	----	588	"	"	"	"	"	
Bromodichloromethane	"	ND	----	588	"	"	"	"	"	
Bromoform	"	ND	----	588	"	"	"	"	"	
Bromomethane	"	ND	----	2940	"	"	"	"	"	
2-Butanone (MEK)	"	ND	----	5880	"	"	"	"	"	
n-Butylbenzene	"	ND	----	2940	"	"	"	"	"	
sec-Butylbenzene	"	ND	----	588	"	"	"	"	"	
tert-Butylbenzene	"	ND	----	588	"	"	"	"	"	
Carbon disulfide	"	ND	----	5880	"	"	"	"	"	
Carbon tetrachloride	"	ND	----	588	"	"	"	"	"	
Chlorobenzene	"	ND	----	588	"	"	"	"	"	
Chloroethane	"	ND	----	588	"	"	"	"	"	
Chloroform	"	ND	----	588	"	"	"	"	"	
Chloromethane	"	ND	----	2940	"	"	"	"	"	
2-Chlorotoluene	"	ND	----	588	"	"	"	"	"	
4-Chlorotoluene	"	ND	----	588	"	"	"	"	"	
1,2-Dibromo-3-chloropropane	"	ND	----	2940	"	"	"	"	"	
Dibromochloromethane	"	ND	----	588	"	"	"	"	"	
1,2-Dibromoethane	"	ND	----	588	"	"	"	"	"	
Dibromomethane	"	ND	----	588	"	"	"	"	"	
1,2-Dichlorobenzene	"	ND	----	588	"	"	"	"	"	
1,3-Dichlorobenzene	"	ND	----	588	"	"	"	"	"	
1,4-Dichlorobenzene	"	ND	----	588	"	"	"	"	"	
Dichlorodifluoromethane	"	ND	----	2940	"	"	"	"	"	
1,1-Dichloroethane	"	ND	----	588	"	"	"	"	"	

TestAmerica - Portland, OR



Lisa Domenighini For Sarah Rockwell, Project Manager

The results in this report apply to the samples analyzed in accordance with the chain of custody document. This analytical report shall not be reproduced except in full, without the written approval of the laboratory.




SLR-Portland	Project Name: Jeld Wen- Nord Door	Report Created:
1800 Blankenship Road Suite 440	Project Number: 008.0228.00013	11/17/06 10:51
West Linn, OR 97068	Project Manager: R. Scott Miller	

Volatile Organic Compounds per EPA Method 8260B
TestAmerica - Portland, OR

Analyte	Method	Result	MDL*	MRL	Units	Dil	Batch	Prepared	Analyzed	Notes
PPJ0944-10 (TP1-Stockpile)		Soil			Sampled: 10/19/06 13:35					
1,2-Dichloroethane	EPA 8260B	ND	----	588	ug/kg dry	5x	6101153	10/23/06 13:00	10/25/06 17:14	
1,1-Dichloroethene	"	ND	----	588	"	"	"	"	"	
cis-1,2-Dichloroethene	"	ND	----	588	"	"	"	"	"	
trans-1,2-Dichloroethene	"	ND	----	588	"	"	"	"	"	
1,2-Dichloropropane	"	ND	----	588	"	"	"	"	"	
1,3-Dichloropropane	"	ND	----	588	"	"	"	"	"	
2,2-Dichloropropane	"	ND	----	588	"	"	"	"	"	
1,1-Dichloropropene	"	ND	----	588	"	"	"	"	"	
cis-1,3-Dichloropropene	"	ND	----	588	"	"	"	"	"	
trans-1,3-Dichloropropene	"	ND	----	588	"	"	"	"	"	
Ethylbenzene	"	ND	----	588	"	"	"	"	"	
Hexachlorobutadiene	"	ND	----	2350	"	"	"	"	"	
2-Hexanone	"	ND	----	5880	"	"	"	"	"	
Isopropylbenzene	"	ND	----	1180	"	"	"	"	"	
p-Isopropyltoluene	"	ND	----	1180	"	"	"	"	"	
4-Methyl-2-pentanone	"	ND	----	2940	"	"	"	"	"	
Methyl tert-butyl ether	"	ND	----	588	"	"	"	"	"	
Methylene chloride	"	ND	----	2940	"	"	"	"	"	
Naphthalene	"	ND	----	1180	"	"	"	"	"	
n-Propylbenzene	"	ND	----	588	"	"	"	"	"	
Styrene	"	ND	----	588	"	"	"	"	"	
1,1,1,2-Tetrachloroethane	"	ND	----	588	"	"	"	"	"	
1,1,2,2-Tetrachloroethane	"	ND	----	588	"	"	"	"	"	
Tetrachloroethene	"	ND	----	588	"	"	"	"	"	
Toluene	"	75300	----	588	"	"	"	"	"	
1,2,3-Trichlorobenzene	"	ND	----	588	"	"	"	"	"	
1,2,4-Trichlorobenzene	"	ND	----	588	"	"	"	"	"	
1,1,1-Trichloroethane	"	ND	----	588	"	"	"	"	"	
1,1,2-Trichloroethane	"	ND	----	588	"	"	"	"	"	
Trichloroethene	"	ND	----	588	"	"	"	"	"	
Trichlorofluoromethane	"	ND	----	588	"	"	"	"	"	
1,2,3-Trichloropropane	"	ND	----	588	"	"	"	"	"	
1,2,4-Trimethylbenzene	"	747	----	588	"	"	"	"	"	
1,3,5-Trimethylbenzene	"	ND	----	588	"	"	"	"	"	
Vinyl chloride	"	ND	----	588	"	"	"	"	"	
o-Xylene	"	ND	----	588	"	"	"	"	"	
m,p-Xylene	"	1190	----	1180	"	"	"	"	"	
<i>Surrogate(s): 4-BFB</i>			97.9%		75 - 125 %	0.01x				"
<i>1,2-DCA-d4</i>			83.0%		75 - 125 %	"				"
<i>Dibromofluoromethane</i>			83.8%		75 - 125 %	"				"
<i>Toluene-d8</i>			94.0%		75 - 125 %	"				"

TestAmerica - Portland, OR



Lisa Domenighini For Sarah Rockwell, Project Manager

The results in this report apply to the samples analyzed in accordance with the chain of custody document. This analytical report shall not be reproduced except in full, without the written approval of the laboratory.




SLR-Portland	Project Name: Jeld Wen- Nord Door	Report Created:
1800 Blankenship Road Suite 440	Project Number: 008.0228.00013	11/17/06 10:51
West Linn, OR 97068	Project Manager: R. Scott Miller	

Semivolatile Organic Compounds per EPA Method 8270C
TestAmerica - Portland, OR

Analyte	Method	Result	MDL*	MRL	Units	Dil	Batch	Prepared	Analyzed	Notes
PPJ0944-09 (TP2-4-7)		Soil			Sampled: 10/19/06 07:40					R-05
Carbazole	EPA 8270C	ND	----	1.47	mg/kg dry	4x	6101484	10/30/06 18:15	11/09/06 07:19	
Acenaphthene	"	ND	----	1.47	"	"	"	"	"	
Acenaphthylene	"	ND	----	1.47	"	"	"	"	"	
Anthracene	"	ND	----	1.47	"	"	"	"	"	
Benzo (a) anthracene	"	ND	----	1.47	"	"	"	"	"	
Benzo (a) pyrene	"	ND	----	1.47	"	"	"	"	"	
Benzo (b) fluoranthene	"	ND	----	1.47	"	"	"	"	"	
Benzo (ghi) perylene	"	ND	----	1.47	"	"	"	"	"	
Benzo (k) fluoranthene	"	ND	----	1.47	"	"	"	"	"	
Benzoic Acid	"	ND	----	4.47	"	"	"	"	"	
Benzyl alcohol	"	ND	----	4.47	"	"	"	"	"	
4-Bromophenyl phenyl ether	"	ND	----	1.47	"	"	"	"	"	
Butyl benzyl phthalate	"	ND	----	1.47	"	"	"	"	"	
4-Chloro-3-methylphenol	"	ND	----	1.47	"	"	"	"	"	
4-Chloroaniline	"	ND	----	8.94	"	"	"	"	"	
Bis(2-chloroethoxy)methane	"	ND	----	1.47	"	"	"	"	"	
Bis(2-chloroethyl)ether	"	ND	----	1.47	"	"	"	"	"	
Bis(2-chloroisopropyl)ether	"	ND	----	1.47	"	"	"	"	"	
2-Chloronaphthalene	"	ND	----	1.47	"	"	"	"	"	
2-Chlorophenol	"	ND	----	1.47	"	"	"	"	"	
4-Chlorophenyl phenyl ether	"	ND	----	1.47	"	"	"	"	"	
Chrysene	"	ND	----	1.47	"	"	"	"	"	
Di-n-butyl phthalate	"	ND	----	4.47	"	"	"	"	"	
Di-n-octyl phthalate	"	ND	----	1.47	"	"	"	"	"	
Dibenzo (a,h) anthracene	"	ND	----	1.47	"	"	"	"	"	
Dibenzofuran	"	ND	----	1.47	"	"	"	"	"	
1,2-Dichlorobenzene	"	ND	----	4.47	"	"	"	"	"	
1,3-Dichlorobenzene	"	ND	----	4.47	"	"	"	"	"	
1,4-Dichlorobenzene	"	ND	----	4.47	"	"	"	"	"	
3,3'-Dichlorobenzidine	"	ND	----	4.47	"	"	"	"	"	
2,4-Dichlorophenol	"	ND	----	1.47	"	"	"	"	"	
Diethyl phthalate	"	ND	----	1.47	"	"	"	"	"	
2,4-Dimethylphenol	"	ND	----	4.47	"	"	"	"	"	
Dimethyl phthalate	"	ND	----	1.47	"	"	"	"	"	
4,6-Dinitro-2-methylphenol	"	ND	----	4.47	"	"	"	"	"	
2,4-Dinitrophenol	"	ND	----	8.94	"	"	"	"	"	
2,4-Dinitrotoluene	"	ND	----	2.23	"	"	"	"	"	
2,6-Dinitrotoluene	"	ND	----	2.23	"	"	"	"	"	
Bis(2-ethylhexyl)phthalate	"	ND	----	8.94	"	"	"	"	"	
Fluoranthene	"	ND	----	1.47	"	"	"	"	"	
Fluorene	"	ND	----	1.47	"	"	"	"	"	
Hexachlorobenzene	"	ND	----	1.47	"	"	"	"	"	
Hexachlorobutadiene	"	ND	----	4.47	"	"	"	"	"	

TestAmerica - Portland, OR



Lisa Domenighini For Sarah Rockwell, Project Manager

The results in this report apply to the samples analyzed in accordance with the chain of custody document. This analytical report shall not be reproduced except in full, without the written approval of the laboratory.




SLR-Portland	Project Name: Jeld Wen- Nord Door	Report Created:
1800 Blankenship Road Suite 440	Project Number: 008.0228.00013	11/17/06 10:51
West Linn, OR 97068	Project Manager: R. Scott Miller	

Semivolatile Organic Compounds per EPA Method 8270C
TestAmerica - Portland, OR

Analyte	Method	Result	MDL*	MRL	Units	Dil	Batch	Prepared	Analyzed	Notes
PPJ0944-09 (TP2-4-7)		Soil			Sampled: 10/19/06 07:40					R-05
Hexachlorocyclopentadiene	EPA 8270C	ND	----	4.47	mg/kg dry	4x	6101484	10/30/06 18:15	11/09/06 07:19	
Hexachloroethane	"	ND	----	4.47	"	"	"	"	"	
Indeno (1,2,3-cd) pyrene	"	ND	----	1.47	"	"	"	"	"	
Isophorone	"	ND	----	1.47	"	"	"	"	"	
2-Methylnaphthalene	"	ND	----	1.47	"	"	"	"	"	
2-Methylphenol	"	ND	----	1.47	"	"	"	"	"	
3,4-Methylphenol	"	ND	----	1.47	"	"	"	"	"	
Naphthalene	"	ND	----	1.47	"	"	"	"	"	
2-Nitroaniline	"	ND	----	1.47	"	"	"	"	"	
3-Nitroaniline	"	ND	----	4.47	"	"	"	"	"	
4-Nitroaniline	"	ND	----	1.47	"	"	"	"	"	
Nitrobenzene	"	ND	----	1.47	"	"	"	"	"	
2-Nitrophenol	"	ND	----	1.47	"	"	"	"	"	
4-Nitrophenol	"	ND	----	4.47	"	"	"	"	"	
N-Nitrosodi-n-propylamine	"	ND	----	1.47	"	"	"	"	"	
N-Nitrosodiphenylamine	"	ND	----	1.47	"	"	"	"	"	
Pentachlorophenol	"	ND	----	4.47	"	"	"	"	"	
Phenanthrene	"	ND	----	1.47	"	"	"	"	"	
Phenol	"	ND	----	1.47	"	"	"	"	"	
Pyrene	"	ND	----	1.47	"	"	"	"	"	
1,2,4-Trichlorobenzene	"	ND	----	4.47	"	"	"	"	"	
2,4,5-Trichlorophenol	"	ND	----	1.47	"	"	"	"	"	
2,4,6-Trichlorophenol	"	ND	----	1.47	"	"	"	"	"	
<i>Surrogate(s):</i>										
	<i>2-Fluorobiphenyl</i>		<i>78.1%</i>		<i>33 - 126 %</i>	<i>"</i>				<i>"</i>
	<i>2-Fluorophenol</i>		<i>64.8%</i>		<i>20 - 127 %</i>	<i>"</i>				<i>"</i>
	<i>Nitrobenzene-d5</i>		<i>67.0%</i>		<i>25 - 131 %</i>	<i>"</i>				<i>"</i>
	<i>Phenol-d6</i>		<i>75.0%</i>		<i>13 - 138 %</i>	<i>"</i>				<i>"</i>
	<i>p-Terphenyl-d14</i>		<i>79.6%</i>		<i>38 - 142 %</i>	<i>"</i>				<i>"</i>
	<i>2,4,6-Tribromophenol</i>		<i>75.7%</i>		<i>46 - 124 %</i>	<i>"</i>				<i>"</i>

TestAmerica - Portland, OR



Lisa Domenighini For Sarah Rockwell, Project Manager

The results in this report apply to the samples analyzed in accordance with the chain of custody document. This analytical report shall not be reproduced except in full, without the written approval of the laboratory.




SLR-Portland	Project Name: Jeld Wen- Nord Door	Report Created:
1800 Blankenship Road Suite 440	Project Number: 008.0228.00013	11/17/06 10:51
West Linn, OR 97068	Project Manager: R. Scott Miller	

Semivolatile Organic Compounds per EPA Method 8270C
TestAmerica - Portland, OR

Analyte	Method	Result	MDL*	MRL	Units	Dil	Batch	Prepared	Analyzed	Notes	
PPJ0944-10 (TP1-Stockpile)		Soil								R-05	
					Sampled: 10/19/06 13:35						
Carbazole	EPA 8270C	ND	----	1.19	mg/kg dry	3x	6101484	10/30/06 18:15	11/09/06 08:04		
Acenaphthene	"	ND	----	1.19	"	"	"	"	"		
Acenaphthylene	"	ND	----	1.19	"	"	"	"	"		
Anthracene	"	ND	----	1.19	"	"	"	"	"		
Benzo (a) anthracene	"	ND	----	1.19	"	"	"	"	"		
Benzo (a) pyrene	"	ND	----	1.19	"	"	"	"	"		
Benzo (b) fluoranthene	"	ND	----	1.19	"	"	"	"	"		
Benzo (ghi) perylene	"	ND	----	1.19	"	"	"	"	"		
Benzo (k) fluoranthene	"	ND	----	1.19	"	"	"	"	"		
Benzoic Acid	"	ND	----	3.61	"	"	"	"	"		
Benzyl alcohol	"	ND	----	3.61	"	"	"	"	"		
4-Bromophenyl phenyl ether	"	ND	----	1.19	"	"	"	"	"		
Butyl benzyl phthalate	"	ND	----	1.19	"	"	"	"	"		
4-Chloro-3-methylphenol	"	ND	----	1.19	"	"	"	"	"		
4-Chloroaniline	"	ND	----	7.22	"	"	"	"	"		
Bis(2-chloroethoxy)methane	"	ND	----	1.19	"	"	"	"	"		
Bis(2-chloroethyl)ether	"	ND	----	1.19	"	"	"	"	"		
Bis(2-chloroisopropyl)ether	"	ND	----	1.19	"	"	"	"	"		
2-Chloronaphthalene	"	ND	----	1.19	"	"	"	"	"		
2-Chlorophenol	"	ND	----	1.19	"	"	"	"	"		
4-Chlorophenyl phenyl ether	"	ND	----	1.19	"	"	"	"	"		
Chrysene	"	ND	----	1.19	"	"	"	"	"		
Di-n-butyl phthalate	"	ND	----	3.61	"	"	"	"	"		
Di-n-octyl phthalate	"	ND	----	1.19	"	"	"	"	"		
Dibenzo (a,h) anthracene	"	ND	----	1.19	"	"	"	"	"		
Dibenzofuran	"	ND	----	1.19	"	"	"	"	"		
1,2-Dichlorobenzene	"	ND	----	3.61	"	"	"	"	"		
1,3-Dichlorobenzene	"	ND	----	3.61	"	"	"	"	"		
1,4-Dichlorobenzene	"	ND	----	3.61	"	"	"	"	"		
3,3'-Dichlorobenzidine	"	ND	----	3.61	"	"	"	"	"		
2,4-Dichlorophenol	"	ND	----	1.19	"	"	"	"	"		
Diethyl phthalate	"	ND	----	1.19	"	"	"	"	"		
2,4-Dimethylphenol	"	ND	----	3.61	"	"	"	"	"		
Dimethyl phthalate	"	ND	----	1.19	"	"	"	"	"		
4,6-Dinitro-2-methylphenol	"	ND	----	3.61	"	"	"	"	"		
2,4-Dinitrophenol	"	ND	----	7.22	"	"	"	"	"		
2,4-Dinitrotoluene	"	ND	----	1.81	"	"	"	"	"		
2,6-Dinitrotoluene	"	ND	----	1.81	"	"	"	"	"		
Bis(2-ethylhexyl)phthalate	"	ND	----	7.22	"	"	"	"	"		
Fluoranthene	"	ND	----	1.19	"	"	"	"	"		
Fluorene	"	ND	----	1.19	"	"	"	"	"		
Hexachlorobenzene	"	ND	----	1.19	"	"	"	"	"		
Hexachlorobutadiene	"	ND	----	3.61	"	"	"	"	"		

TestAmerica - Portland, OR



Lisa Domenighini For Sarah Rockwell, Project Manager

The results in this report apply to the samples analyzed in accordance with the chain of custody document. This analytical report shall not be reproduced except in full, without the written approval of the laboratory.




SLR-Portland	Project Name: Jeld Wen- Nord Door	
1800 Blankenship Road Suite 440	Project Number: 008.0228.00013	Report Created:
West Linn, OR 97068	Project Manager: R. Scott Miller	11/17/06 10:51

Semivolatile Organic Compounds per EPA Method 8270C
TestAmerica - Portland, OR

Analyte	Method	Result	MDL*	MRL	Units	Dil	Batch	Prepared	Analyzed	Notes
PPJ0944-10 (TP1-Stockpile)		Soil			Sampled: 10/19/06 13:35					R-05
Hexachlorocyclopentadiene	EPA 8270C	ND	----	3.61	mg/kg dry	3x	6101484	10/30/06 18:15	11/09/06 08:04	
Hexachloroethane	"	ND	----	3.61	"	"	"	"	"	
Indeno (1,2,3-cd) pyrene	"	ND	----	1.19	"	"	"	"	"	
Isophorone	"	ND	----	1.19	"	"	"	"	"	
2-Methylnaphthalene	"	ND	----	1.19	"	"	"	"	"	
2-Methylphenol	"	ND	----	1.19	"	"	"	"	"	
3-,4-Methylphenol	"	ND	----	1.19	"	"	"	"	"	
Naphthalene	"	ND	----	1.19	"	"	"	"	"	
2-Nitroaniline	"	ND	----	1.19	"	"	"	"	"	
3-Nitroaniline	"	ND	----	3.61	"	"	"	"	"	
4-Nitroaniline	"	ND	----	1.19	"	"	"	"	"	
Nitrobenzene	"	ND	----	1.19	"	"	"	"	"	
2-Nitrophenol	"	ND	----	1.19	"	"	"	"	"	
4-Nitrophenol	"	ND	----	3.61	"	"	"	"	"	
N-Nitrosodi-n-propylamine	"	ND	----	1.19	"	"	"	"	"	
N-Nitrosodiphenylamine	"	ND	----	1.19	"	"	"	"	"	
Pentachlorophenol	"	ND	----	3.61	"	"	"	"	"	
Phenanthrene	"	ND	----	1.19	"	"	"	"	"	
Phenol	"	ND	----	1.19	"	"	"	"	"	
Pyrene	"	ND	----	1.19	"	"	"	"	"	
1,2,4-Trichlorobenzene	"	ND	----	3.61	"	"	"	"	"	
2,4,5-Trichlorophenol	"	ND	----	1.19	"	"	"	"	"	
2,4,6-Trichlorophenol	"	ND	----	1.19	"	"	"	"	"	
<i>Surrogate(s):</i>										
	<i>2-Fluorobiphenyl</i>			<i>76.1%</i>		<i>33 - 126 %</i>				<i>"</i>
	<i>2-Fluorophenol</i>			<i>62.0%</i>		<i>20 - 127 %</i>				<i>"</i>
	<i>Nitrobenzene-d5</i>			<i>64.5%</i>		<i>25 - 131 %</i>				<i>"</i>
	<i>Phenol-d6</i>			<i>72.1%</i>		<i>13 - 138 %</i>				<i>"</i>
	<i>p-Terphenyl-d14</i>			<i>86.0%</i>		<i>38 - 142 %</i>				<i>"</i>
	<i>2,4,6-Tribromophenol</i>			<i>72.4%</i>		<i>46 - 124 %</i>				<i>"</i>

TestAmerica - Portland, OR



Lisa Domenighini For Sarah Rockwell, Project Manager

The results in this report apply to the samples analyzed in accordance with the chain of custody document. This analytical report shall not be reproduced except in full, without the written approval of the laboratory.




SLR-Portland	Project Name: Jeld Wen- Nord Door	Report Created:
1800 Blankenship Road Suite 440	Project Number: 008.0228.00013	11/17/06 10:51
West Linn, OR 97068	Project Manager: R. Scott Miller	

Polynuclear Aromatic Compounds and Pentachlorophenol per EPA 8270M-SIM
TestAmerica - Portland, OR

Analyte	Method	Result	MDL*	MRL	Units	Dil	Batch	Prepared	Analyzed	Notes
PPJ0944-03 (TP1-3-4.75)		Soil			Sampled: 10/18/06 14:35				R-05	
Acenaphthene	EPA 8270m	ND	----	332	ug/kg dry	20x	6101485	10/30/06 17:40	11/09/06 00:02	
Acenaphthylene	"	ND	----	332	"	"	"	"	"	
Anthracene	"	ND	----	332	"	"	"	"	"	
Benzo (a) anthracene	"	720	----	332	"	"	"	"	"	
Benzo (a) pyrene	"	656	----	332	"	"	"	"	"	
Benzo (b) fluoranthene	"	581	----	332	"	"	"	"	"	
Benzo (k) fluoranthene	"	582	----	332	"	"	"	"	"	
Benzo (ghi) perylene	"	655	----	332	"	"	"	"	"	
Chrysene	"	867	----	332	"	"	"	"	"	
Dibenzo (a,h) anthracene	"	ND	----	332	"	"	"	"	"	
Fluoranthene	"	1540	----	332	"	"	"	"	"	
Fluorene	"	ND	----	332	"	"	"	"	"	
Indeno (1,2,3-cd) pyrene	"	530	----	332	"	"	"	"	"	
Naphthalene	"	ND	----	332	"	"	"	"	"	
Pentachlorophenol	"	ND	----	1660	"	"	"	"	"	
Phenanthrene	"	1360	----	332	"	"	"	"	"	
Pyrene	"	1460	----	332	"	"	"	"	"	
<i>Surrogate(s):</i>										
	<i>Fluorene-d10</i>		<i>92.2%</i>		<i>32 - 134 %</i>	<i>"</i>				<i>"</i>
	<i>2,4,6-Tribromophenol</i>		<i>100%</i>		<i>10 - 150 %</i>	<i>"</i>				<i>" J</i>
	<i>Pyrene-d10</i>		<i>97.1%</i>		<i>41 - 152 %</i>	<i>"</i>				<i>"</i>
	<i>Benzo (a) pyrene-d12</i>		<i>92.0%</i>		<i>36 - 145 %</i>	<i>"</i>				<i>"</i>

PPJ0944-06 (TP2-1-6)		Soil			Sampled: 10/19/06 07:45				R-05	
Acenaphthene	EPA 8270m	ND	----	155	ug/kg dry	10x	6101485	10/30/06 17:40	11/09/06 00:34	
Acenaphthylene	"	ND	----	155	"	"	"	"	"	
Anthracene	"	ND	----	155	"	"	"	"	"	
Benzo (a) anthracene	"	228	----	155	"	"	"	"	"	
Benzo (a) pyrene	"	222	----	155	"	"	"	"	"	
Benzo (b) fluoranthene	"	821	----	155	"	"	"	"	"	
Benzo (k) fluoranthene	"	522	----	155	"	"	"	"	"	
Benzo (ghi) perylene	"	224	----	155	"	"	"	"	"	
Chrysene	"	782	----	155	"	"	"	"	"	
Dibenzo (a,h) anthracene	"	ND	----	155	"	"	"	"	"	
Fluoranthene	"	1020	----	155	"	"	"	"	"	
Fluorene	"	ND	----	155	"	"	"	"	"	
Indeno (1,2,3-cd) pyrene	"	196	----	155	"	"	"	"	"	
Naphthalene	"	ND	----	155	"	"	"	"	"	
Pentachlorophenol	"	ND	----	774	"	"	"	"	"	
Phenanthrene	"	260	----	155	"	"	"	"	"	
Pyrene	"	780	----	155	"	"	"	"	"	

TestAmerica - Portland, OR



Lisa Domenighini For Sarah Rockwell, Project Manager

The results in this report apply to the samples analyzed in accordance with the chain of custody document. This analytical report shall not be reproduced except in full, without the written approval of the laboratory.



SLR-Portland	Project Name: Jeld Wen- Nord Door	Report Created:
1800 Blankenship Road Suite 440	Project Number: 008.0228.00013	11/17/06 10:51
West Linn, OR 97068	Project Manager: R. Scott Miller	

Polynuclear Aromatic Compounds and Pentachlorophenol per EPA 8270M-SIM
TestAmerica - Portland, OR

Analyte	Method	Result	MDL*	MRL	Units	Dil	Batch	Prepared	Analyzed	Notes
---------	--------	--------	------	-----	-------	-----	-------	----------	----------	-------

PPJ0944-06 (TP2-1-6) Soil Sampled: 10/19/06 07:45 R-05

<i>Surrogate(s): Fluorene-d10</i>		88.2%		32 - 134 %	10x				11/09/06 00:34	
<i>2,4,6-Tribromophenol</i>		90.8%		10 - 150 %	"				"	
<i>Pyrene-d10</i>		86.7%		41 - 152 %	"				"	
<i>Benzo (a) pyrene-d12</i>		55.6%		36 - 145 %	"				"	

PPJ0944-07 (TP2-2-4.75) Soil Sampled: 10/19/06 08:05


Acenaphthene	EPA 8270m	ND	----	14.6	ug/kg dry	1x	6101485	10/30/06 17:40	11/09/06 01:06	
Acenaphthylene	"	ND	----	14.6	"	"	"	"	"	
Anthracene	"	ND	----	14.6	"	"	"	"	"	
Benzo (a) anthracene	"	ND	----	14.6	"	"	"	"	"	
Benzo (a) pyrene	"	ND	----	14.6	"	"	"	"	"	
Benzo (b) fluoranthene	"	ND	----	14.6	"	"	"	"	"	
Benzo (k) fluoranthene	"	ND	----	14.6	"	"	"	"	"	
Benzo (ghi) perylene	"	ND	----	14.6	"	"	"	"	"	
Chrysene	"	ND	----	14.6	"	"	"	"	"	
Dibenzo (a,h) anthracene	"	ND	----	14.6	"	"	"	"	"	
Fluoranthene	"	ND	----	14.6	"	"	"	"	"	
Fluorene	"	ND	----	14.6	"	"	"	"	"	
Indeno (1,2,3-cd) pyrene	"	ND	----	14.6	"	"	"	"	"	
Naphthalene	"	ND	----	14.6	"	"	"	"	"	
Pentachlorophenol	"	ND	----	72.9	"	"	"	"	"	
Phenanthrene	"	ND	----	14.6	"	"	"	"	"	
Pyrene	"	ND	----	14.6	"	"	"	"	"	

<i>Surrogate(s): Fluorene-d10</i>		84.1%		32 - 134 %	"				"	
<i>2,4,6-Tribromophenol</i>		90.2%		10 - 150 %	"				"	
<i>Pyrene-d10</i>		84.7%		41 - 152 %	"				"	
<i>Benzo (a) pyrene-d12</i>		88.1%		36 - 145 %	"				"	

PPJ0944-08 (TP2-3-4.75) Soil Sampled: 10/19/06 07:55 R-05

Acenaphthene	EPA 8270m	160	----	79.1	ug/kg dry	5x	6101485	10/30/06 17:40	11/09/06 16:55	
Acenaphthylene	"	ND	----	79.1	"	"	"	"	"	
Anthracene	"	ND	----	79.1	"	"	"	"	"	
Benzo (a) anthracene	"	ND	----	79.1	"	"	"	"	"	
Benzo (a) pyrene	"	ND	----	79.1	"	"	"	"	"	
Benzo (b) fluoranthene	"	106	----	79.1	"	"	"	"	"	
Benzo (k) fluoranthene	"	ND	----	79.1	"	"	"	"	"	
Benzo (ghi) perylene	"	ND	----	79.1	"	"	"	"	"	
Chrysene	"	146	----	79.1	"	"	"	"	"	
Dibenzo (a,h) anthracene	"	ND	----	79.1	"	"	"	"	"	
Fluoranthene	"	196	----	79.1	"	"	"	"	"	
Fluorene	"	156	----	79.1	"	"	"	"	"	

TestAmerica - Portland, OR



Lisa Domenighini For Sarah Rockwell, Project Manager

The results in this report apply to the samples analyzed in accordance with the chain of custody document. This analytical report shall not be reproduced except in full, without the written approval of the laboratory.




SLR-Portland	Project Name: Jeld Wen- Nord Door	Report Created:
1800 Blankenship Road Suite 440	Project Number: 008.0228.00013	11/17/06 10:51
West Linn, OR 97068	Project Manager: R. Scott Miller	

Polynuclear Aromatic Compounds and Pentachlorophenol per EPA 8270M-SIM
TestAmerica - Portland, OR

Analyte	Method	Result	MDL*	MRL	Units	Dil	Batch	Prepared	Analyzed	Notes
PPJ0944-08 (TP2-3-4.75)		Soil			Sampled: 10/19/06 07:55					R-05
Indeno (1,2,3-cd) pyrene	EPA 8270m	ND	----	79.1	ug/kg dry	5x	6101485	10/30/06 17:40	11/09/06 16:55	
Naphthalene	"	ND	----	79.1	"	"	"	"	"	
Pentachlorophenol	"	ND	----	395	"	"	"	"	"	
Phenanthrene	"	432	----	79.1	"	"	"	"	"	
Pyrene	"	199	----	79.1	"	"	"	"	"	
<i>Surrogate(s): Fluorene-d10</i>				88.5%		32 - 134 %	"		"	
<i>2,4,6-Tribromophenol</i>				93.7%		10 - 150 %	"		"	
<i>Pyrene-d10</i>				79.2%		41 - 152 %	"		"	
<i>Benzo (a) pyrene-d12</i>				84.8%		36 - 145 %	"		"	

PPJ0944-09 (TP2-4-7)		Soil			Sampled: 10/19/06 07:40					R-05
Acenaphthene	EPA 8270m	ND	----	59.9	ug/kg dry	4x	6101485	10/30/06 17:40	11/09/06 19:07	
Acenaphthylene	"	ND	----	59.9	"	"	"	"	"	
Anthracene	"	ND	----	59.9	"	"	"	"	11/09/06 17:27	
Benzo (a) anthracene	"	ND	----	59.9	"	"	"	"	"	
Benzo (a) pyrene	"	ND	----	59.9	"	"	"	"	"	
Benzo (b) fluoranthene	"	86.9	----	59.9	"	"	"	"	"	R-08
Benzo (k) fluoranthene	"	ND	----	59.9	"	"	"	"	"	R-08
Benzo (ghi) perylene	"	ND	----	59.9	"	"	"	"	"	
Chrysene	"	68.6	----	59.9	"	"	"	"	"	
Dibenzo (a,h) anthracene	"	ND	----	59.9	"	"	"	"	"	
Fluoranthene	"	75.6	----	59.9	"	"	"	"	"	
Fluorene	"	ND	----	59.9	"	"	"	"	11/09/06 19:07	
Indeno (1,2,3-cd) pyrene	"	ND	----	59.9	"	"	"	"	11/09/06 17:27	
Naphthalene	"	ND	----	59.9	"	"	"	"	11/09/06 19:07	
Pentachlorophenol	"	ND	----	299	"	"	"	"	11/09/06 17:27	
Phenanthrene	"	64.6	----	59.9	"	"	"	"	"	
Pyrene	"	71.2	----	59.9	"	"	"	"	"	
<i>Surrogate(s): Fluorene-d10</i>				86.6%		32 - 134 %	"		11/09/06 19:07	
<i>2,4,6-Tribromophenol</i>				117%		10 - 150 %	"		"	
<i>Pyrene-d10</i>				75.8%		41 - 152 %	"		11/09/06 17:27	
<i>Benzo (a) pyrene-d12</i>				88.5%		36 - 145 %	"		"	

TestAmerica - Portland, OR



Lisa Domenighini For Sarah Rockwell, Project Manager

The results in this report apply to the samples analyzed in accordance with the chain of custody document. This analytical report shall not be reproduced except in full, without the written approval of the laboratory.




SLR-Portland	Project Name: Jeld Wen- Nord Door	
1800 Blankenship Road Suite 440	Project Number: 008.0228.00013	Report Created:
West Linn, OR 97068	Project Manager: R. Scott Miller	11/17/06 10:51

Polynuclear Aromatic Compounds and Pentachlorophenol per EPA 8270M-SIM
TestAmerica - Portland, OR

Analyte	Method	Result	MDL*	MRL	Units	Dil	Batch	Prepared	Analyzed	Notes
PPJ0944-10 (TP1-Stockpile)		Soil				Sampled: 10/19/06 13:35				R-05
Acenaphthene	EPA 8270m	ND	----	322	ug/kg dry	20x	6101485	10/30/06 17:40	11/09/06 03:41	
Acenaphthylene	"	ND	----	322	"	"	"	"	"	
Anthracene	"	496	----	322	"	"	"	"	"	
Benzo (a) anthracene	"	933	----	322	"	"	"	"	"	
Benzo (a) pyrene	"	734	----	322	"	"	"	"	"	
Benzo (b) fluoranthene	"	656	----	322	"	"	"	"	"	
Benzo (k) fluoranthene	"	745	----	322	"	"	"	"	"	
Benzo (ghi) perylene	"	428	----	322	"	"	"	"	"	
Chrysene	"	1130	----	322	"	"	"	"	"	
Dibenzo (a,h) anthracene	"	ND	----	322	"	"	"	"	"	
Fluoranthene	"	1950	----	322	"	"	"	"	"	
Fluorene	"	ND	----	322	"	"	"	"	"	
Indeno (1,2,3-cd) pyrene	"	406	----	322	"	"	"	"	"	
Naphthalene	"	ND	----	322	"	"	"	"	"	
Pentachlorophenol	"	ND	----	1610	"	"	"	"	"	
Phenanthrene	"	2270	----	322	"	"	"	"	"	
Pyrene	"	1630	----	322	"	"	"	"	"	
<i>Surrogate(s): Fluorene-d10</i>		<i>97.9%</i>		<i>32</i>	<i>134 %</i>	<i>"</i>				<i>"</i>
<i>2,4,6-Tribromophenol</i>		<i>94.9%</i>		<i>10</i>	<i>150 %</i>	<i>"</i>				<i>" J</i>
<i>Pyrene-d10</i>		<i>82.4%</i>		<i>41</i>	<i>152 %</i>	<i>"</i>				<i>"</i>
<i>Benzo (a) pyrene-d12</i>		<i>91.5%</i>		<i>36</i>	<i>145 %</i>	<i>"</i>				<i>"</i>

TestAmerica - Portland, OR



Lisa Domenighini For Sarah Rockwell, Project Manager

The results in this report apply to the samples analyzed in accordance with the chain of custody document. This analytical report shall not be reproduced except in full, without the written approval of the laboratory.




SLR-Portland	Project Name: Jeld Wen- Nord Door	Report Created:
1800 Blankenship Road Suite 440	Project Number: 008.0228.00013	11/17/06 10:51
West Linn, OR 97068	Project Manager: R. Scott Miller	

Percent Dry Weight (Solids) per Standard Methods
 TestAmerica - Portland, OR

Analyte	Method	Result	MDL*	MRL	Units	Dil	Batch	Prepared	Analyzed	Notes
PPJ0944-01 (TP1-1-4.75)		Soil								Sampled: 10/18/06 13:40
% Solids	NCA SOP	87.4	----	0.00	% by Weight	1x	6101100	10/21/06 08:37	10/21/06 08:37	
PPJ0944-02 (TP1-2-4.75)		Soil								Sampled: 10/18/06 14:25
% Solids	NCA SOP	89.6	----	0.00	% by Weight	1x	6101100	10/21/06 08:37	10/21/06 08:37	
PPJ0944-03 (TP1-3-4.75)		Soil								Sampled: 10/18/06 14:35
% Solids	NCA SOP	79.4	----	0.00	% by Weight	1x	6101100	10/21/06 08:37	10/21/06 08:37	
PPJ0944-04 (TP1-4-5.75)		Soil								Sampled: 10/18/06 15:25
% Solids	NCA SOP	85.5	----	0.00	% by Weight	1x	6101100	10/21/06 08:37	10/21/06 08:37	
PPJ0944-05 (TP1-5-4.75)		Soil								Sampled: 10/19/06 08:30
% Solids	NCA SOP	81.1	----	0.00	% by Weight	1x	6101100	10/21/06 08:37	10/21/06 08:37	
PPJ0944-06 (TP2-1-6)		Soil								Sampled: 10/19/06 07:45
% Solids	NCA SOP	85.5	----	0.00	% by Weight	1x	6101100	10/21/06 08:37	10/21/06 08:37	
PPJ0944-07 (TP2-2-4.75)		Soil								Sampled: 10/19/06 08:05
% Solids	NCA SOP	90.7	----	0.00	% by Weight	1x	6101100	10/21/06 08:37	10/21/06 08:37	
PPJ0944-08 (TP2-3-4.75)		Soil								Sampled: 10/19/06 07:55
% Solids	NCA SOP	84.6	----	0.00	% by Weight	1x	6101100	10/21/06 08:37	10/21/06 08:37	
PPJ0944-09 (TP2-4-7)		Soil								Sampled: 10/19/06 07:40
% Solids	NCA SOP	88.4	----	0.00	% by Weight	1x	6101100	10/21/06 08:37	10/21/06 08:37	
PPJ0944-10 (TP1-Stockpile)		Soil								Sampled: 10/19/06 13:35
% Solids	NCA SOP	82.2	----	0.00	% by Weight	1x	6101100	10/21/06 08:37	10/21/06 08:37	

TestAmerica - Portland, OR



Lisa Domenighini For Sarah Rockwell, Project Manager

The results in this report apply to the samples analyzed in accordance with the chain of custody document. This analytical report shall not be reproduced except in full, without the written approval of the laboratory.




SLR-Portland	Project Name: Jeld Wen- Nord Door	Report Created:
1800 Blankenship Road Suite 440	Project Number: 008.0228.00013	11/17/06 10:51
West Linn, OR 97068	Project Manager: R. Scott Miller	

Hydrocarbon Identification per NW-TPH Methodology - Laboratory Quality Control Results
 TestAmerica - Portland, OR

QC Batch: 6101187 **Soil Preparation Method: EPA 3550 Fuels**

Analyte	Method	Result	MDL*	MRL	Units	Dil	Source Result	Spike Amt	% REC	(Limits)	% RPD	(Limits)	Analyzed	Notes		
Blank (6101187-BLK1)													Extracted: 10/24/06 12:30			
Gasoline Range Hydrocarbons	NWTPH HCID	ND	---	20.0	mg/kg wet	1x	--	--	--	--	--	--	10/24/06 19:14			
Diesel Range Hydrocarbons	"	ND	---	50.0	"	"	--	--	--	--	--	--	"			
Heavy Oil Range Hydrocarbons	"	ND	---	100	"	"	--	--	--	--	--	--	"			
<i>Surrogate(s): 1-Chlorooctadecane</i>		<i>Recovery: 86.1%</i>		<i>Limits: 50-150%</i>		<i>"</i>							<i>10/24/06 19:14</i>			
Duplicate (6101187-DUP1)													QC Source: PPJ0944-01		Extracted: 10/24/06 12:30	
Gasoline Range Hydrocarbons	NWTPH HCID	ND	---	20.6	mg/kg dry	1x	ND	--	--	--	NR (50)		10/24/06 19:49			
Diesel Range Hydrocarbons	"	ND	---	51.4	"	"	ND	--	--	--	NR	"	"			
Heavy Oil Range Hydrocarbons	"	ND	---	103	"	"	ND	--	--	--	--	"	"			
<i>Surrogate(s): 1-Chlorooctadecane</i>		<i>Recovery: 92.5%</i>		<i>Limits: 50-150%</i>		<i>"</i>							<i>10/24/06 19:49</i>			
Duplicate (6101187-DUP2)													QC Source: PPJ0944-02		Extracted: 10/24/06 12:30	
Gasoline Range Hydrocarbons	NWTPH HCID	ND	---	18.3	mg/kg dry	1x	ND	--	--	--	NR (50)		10/24/06 20:24			
Diesel Range Hydrocarbons	"	ND	---	45.8	"	"	ND	--	--	--	NR	"	"			
Heavy Oil Range Hydrocarbons	"	ND	---	91.6	"	"	ND	--	--	--	62.8%	"	"	Q-16		
<i>Surrogate(s): 1-Chlorooctadecane</i>		<i>Recovery: 90.9%</i>		<i>Limits: 50-150%</i>		<i>"</i>							<i>10/24/06 20:24</i>			

TestAmerica - Portland, OR



Lisa Domenighini For Sarah Rockwell, Project Manager

The results in this report apply to the samples analyzed in accordance with the chain of custody document. This analytical report shall not be reproduced except in full, without the written approval of the laboratory.




SLR-Portland	Project Name: Jeld Wen- Nord Door	Report Created:
1800 Blankenship Road Suite 440	Project Number: 008.0228.00013	11/17/06 10:51
West Linn, OR 97068	Project Manager: R. Scott Miller	

Gasoline Hydrocarbons per NW TPH-Gx Method - Laboratory Quality Control Results
TestAmerica - Portland, OR

QC Batch: 6101416 **Soil Preparation Method: EPA 5035 Modified**

Analyte	Method	Result	MDL*	MRL	Units	Dil	Source Result	Spike Amt	% REC	(Limits)	% RPD	(Limits)	Analyzed	Notes
Blank (6101416-BLK1)							Extracted: 10/27/06 13:06							
Gasoline Range Hydrocarbons	NW TPH-Gx	ND	---	3.95	mg/kg wet	1x	--	--	--	--	--	--	10/28/06 04:25	
<i>Surrogate(s): a,a,a-TFT</i>		<i>Recovery: 85.0%</i>		<i>Limits: 50-150%</i>	<i>"</i>								10/28/06 04:25	
LCS (6101416-BS1)							Extracted: 10/27/06 13:06							
Gasoline Range Hydrocarbons	NW TPH-Gx	19.0	---	3.82	mg/kg wet	1x	--	23.9	79.5%	(70-130)	--	--	10/28/06 03:29	
<i>Surrogate(s): a,a,a-TFT</i>		<i>Recovery: 96.2%</i>		<i>Limits: 50-150%</i>	<i>"</i>								10/28/06 03:29	
Duplicate (6101416-DUP1)							QC Source: PPJ0958-02		Extracted: 10/27/06 13:06					
Gasoline Range Hydrocarbons	NW TPH-Gx	ND	---	10.6	mg/kg dry	1x	ND	--	--	--	(40)		10/28/06 05:19	
<i>Surrogate(s): a,a,a-TFT</i>		<i>Recovery: 60.1%</i>		<i>Limits: 50-150%</i>	<i>"</i>								10/28/06 05:19	
Duplicate (6101416-DUP2)							QC Source: PPJ0975-10		Extracted: 10/27/06 13:06					
Gasoline Range Hydrocarbons	NW TPH-Gx	6.69	---	4.31	mg/kg dry	1x	6.72	--	--	--	0.447% (40)		10/28/06 07:37	
<i>Surrogate(s): a,a,a-TFT</i>		<i>Recovery: 80.0%</i>		<i>Limits: 50-150%</i>	<i>"</i>								10/28/06 07:37	
Matrix Spike (6101416-MS1)							QC Source: PPJ1135-01		Extracted: 10/27/06 13:06					
Gasoline Range Hydrocarbons	NW TPH-Gx	70.7	---	4.25	mg/kg dry	1x	49.9	26.6	78.2%	(65-130)	--	--	10/28/06 09:55	
<i>Surrogate(s): a,a,a-TFT</i>		<i>Recovery: 85.7%</i>		<i>Limits: 50-150%</i>	<i>"</i>								10/28/06 09:55	

TestAmerica - Portland, OR



Lisa Domenighini For Sarah Rockwell, Project Manager

The results in this report apply to the samples analyzed in accordance with the chain of custody document. This analytical report shall not be reproduced except in full, without the written approval of the laboratory.




SLR-Portland	Project Name: Jeld Wen- Nord Door	Report Created:
1800 Blankenship Road Suite 440	Project Number: 008.0228.00013	11/17/06 10:51
West Linn, OR 97068	Project Manager: R. Scott Miller	

Diesel and Heavy Range Hydrocarbons per NWTPH-Dx Method with Acid/Silica Gel Cleanup - Laboratory Quality Control Results
 TestAmerica - Portland, OR

QC Batch: 6101477 Soil Preparation Method: EPA 3550 Fuels

Analyte	Method	Result	MDL*	MRL	Units	Dil	Source Result	Spike Amt	% REC	(Limits)	% RPD	(Limits)	Analyzed	Notes
Blank (6101477-BLK1)										Extracted: 10/30/06 14:55				
Diesel Range Organics	NWTPH-Dx	ND	---	12.5	mg/kg wet	1x	--	--	--	--	--	--	10/31/06 15:07	
Heavy Oil Range Hydrocarbons	"	ND	---	25.0	"	"	--	--	--	--	--	--	"	
<i>Surrogate(s): 1-Chlorooctadecane</i>		<i>Recovery: 104%</i>		<i>Limits: 50-150%</i>		<i>"</i>							<i>10/31/06 15:07</i>	
LCS (6101477-BS1)										Extracted: 10/30/06 14:55				
Diesel Range Organics	NWTPH-Dx	135	---	12.5	mg/kg wet	1x	--	134	101%	(50-150)	--	--	10/31/06 15:39	
Heavy Oil Range Hydrocarbons	"	81.8	---	25.0	"	"	--	79.0	104%	"	--	--	"	
<i>Surrogate(s): 1-Chlorooctadecane</i>		<i>Recovery: 116%</i>		<i>Limits: 50-150%</i>		<i>"</i>							<i>10/31/06 15:39</i>	
Duplicate (6101477-DUP1)										QC Source: PPJ0944-03			Extracted: 10/30/06 14:55	
Diesel Range Organics	NWTPH-Dx	36.4	---	15.6	mg/kg dry	1x	34.7	--	--	--	4.78% (50)		10/31/06 16:11	
Heavy Oil Range Hydrocarbons	"	107	---	31.1	"	"	98.6	--	--	--	8.17%	"	"	
<i>Surrogate(s): 1-Chlorooctadecane</i>		<i>Recovery: 110%</i>		<i>Limits: 50-150%</i>		<i>"</i>							<i>10/31/06 16:11</i>	

TestAmerica - Portland, OR



Lisa Domenighini For Sarah Rockwell, Project Manager

The results in this report apply to the samples analyzed in accordance with the chain of custody document. This analytical report shall not be reproduced except in full, without the written approval of the laboratory.




SLR-Portland	Project Name: Jeld Wen- Nord Door	Report Created:
1800 Blankenship Road Suite 440	Project Number: 008.0228.00013	11/17/06 10:51
West Linn, OR 97068	Project Manager: R. Scott Miller	

Volatile Organic Compounds per EPA Method 8260B - Laboratory Quality Control Results
 TestAmerica - Portland, OR

QC Batch: 6101153 **Soil Preparation Method: EPA 5035 Modified**

Analyte	Method	Result	MDL*	MRL	Units	Dil	Source Result	Spike Amt	% REC	(Limits)	% RPD	(Limits)	Analyzed	Notes
Blank (6101153-BLK1)													Extracted: 10/23/06 13:00	
Acetone	EPA 8260B	ND	---	2500	ug/kg wet	1x	--	--	--	--	--	--	10/23/06 19:45	
Benzene	"	ND	---	20.0	"	"	--	--	--	--	--	--	"	
Bromobenzene	"	ND	---	99.8	"	"	--	--	--	--	--	--	"	
Bromochloromethane	"	ND	---	99.8	"	"	--	--	--	--	--	--	"	
Bromodichloromethane	"	ND	---	99.8	"	"	--	--	--	--	--	--	"	
Bromoform	"	ND	---	99.8	"	"	--	--	--	--	--	--	"	
Bromomethane	"	ND	---	499	"	"	--	--	--	--	--	--	"	
2-Butanone (MEK)	"	ND	---	998	"	"	--	--	--	--	--	--	"	
n-Butylbenzene	"	ND	---	499	"	"	--	--	--	--	--	--	"	
sec-Butylbenzene	"	ND	---	99.8	"	"	--	--	--	--	--	--	"	
tert-Butylbenzene	"	ND	---	99.8	"	"	--	--	--	--	--	--	"	
Carbon disulfide	"	ND	---	998	"	"	--	--	--	--	--	--	"	
Carbon tetrachloride	"	ND	---	99.8	"	"	--	--	--	--	--	--	"	
Chlorobenzene	"	ND	---	99.8	"	"	--	--	--	--	--	--	"	
Chloroethane	"	ND	---	99.8	"	"	--	--	--	--	--	--	"	
Chloroform	"	ND	---	99.8	"	"	--	--	--	--	--	--	"	
Chloromethane	"	ND	---	499	"	"	--	--	--	--	--	--	"	
2-Chlorotoluene	"	ND	---	99.8	"	"	--	--	--	--	--	--	"	
4-Chlorotoluene	"	ND	---	99.8	"	"	--	--	--	--	--	--	"	
1,2-Dibromo-3-chloropropane	"	ND	---	499	"	"	--	--	--	--	--	--	"	
Dibromochloromethane	"	ND	---	99.8	"	"	--	--	--	--	--	--	"	
1,2-Dibromoethane	"	ND	---	99.8	"	"	--	--	--	--	--	--	"	
Dibromomethane	"	ND	---	99.8	"	"	--	--	--	--	--	--	"	
1,2-Dichlorobenzene	"	ND	---	99.8	"	"	--	--	--	--	--	--	"	
1,3-Dichlorobenzene	"	ND	---	99.8	"	"	--	--	--	--	--	--	"	
1,4-Dichlorobenzene	"	ND	---	99.8	"	"	--	--	--	--	--	--	"	
Dichlorodifluoromethane	"	ND	---	499	"	"	--	--	--	--	--	--	"	
1,1-Dichloroethane	"	ND	---	99.8	"	"	--	--	--	--	--	--	"	
1,2-Dichloroethane	"	ND	---	99.8	"	"	--	--	--	--	--	--	"	
1,1-Dichloroethene	"	ND	---	99.8	"	"	--	--	--	--	--	--	"	
cis-1,2-Dichloroethene	"	ND	---	99.8	"	"	--	--	--	--	--	--	"	
trans-1,2-Dichloroethene	"	ND	---	99.8	"	"	--	--	--	--	--	--	"	
1,2-Dichloropropane	"	ND	---	99.8	"	"	--	--	--	--	--	--	"	
1,3-Dichloropropane	"	ND	---	99.8	"	"	--	--	--	--	--	--	"	
2,2-Dichloropropane	"	ND	---	99.8	"	"	--	--	--	--	--	--	"	
1,1-Dichloropropene	"	ND	---	99.8	"	"	--	--	--	--	--	--	"	
cis-1,3-Dichloropropene	"	ND	---	99.8	"	"	--	--	--	--	--	--	"	
trans-1,3-Dichloropropene	"	ND	---	99.8	"	"	--	--	--	--	--	--	"	
Ethylbenzene	"	ND	---	99.8	"	"	--	--	--	--	--	--	"	

TestAmerica - Portland, OR



Lisa Domenighini For Sarah Rockwell, Project Manager

The results in this report apply to the samples analyzed in accordance with the chain of custody document. This analytical report shall not be reproduced except in full, without the written approval of the laboratory.



SLR-Portland	Project Name: Jeld Wen- Nord Door	Report Created:
1800 Blankenship Road Suite 440	Project Number: 008.0228.00013	11/17/06 10:51
West Linn, OR 97068	Project Manager: R. Scott Miller	


Volatile Organic Compounds per EPA Method 8260B - Laboratory Quality Control Results
TestAmerica - Portland, OR

QC Batch: 6101153 Soil Preparation Method: EPA 5035 Modified

Analyte	Method	Result	MDL*	MRL	Units	Dil	Source Result	Spike Amt	% REC	(Limits)	% RPD	(Limits)	Analyzed	Notes
---------	--------	--------	------	-----	-------	-----	---------------	-----------	-------	----------	-------	----------	----------	-------

Blank (6101153-BLK1)													Extracted: 10/23/06 13:00		
Hexachlorobutadiene	EPA 8260B	ND	---	399	ug/kg wet	1x	--	--	--	--	--	--	10/23/06 19:45		
2-Hexanone	"	ND	---	998	"	"	--	--	--	--	--	--	"		
Isopropylbenzene	"	ND	---	200	"	"	--	--	--	--	--	--	"		
p-Isopropyltoluene	"	ND	---	200	"	"	--	--	--	--	--	--	"		
4-Methyl-2-pentanone	"	ND	---	499	"	"	--	--	--	--	--	--	"		
Methyl tert-butyl ether	"	ND	---	99.8	"	"	--	--	--	--	--	--	"		
Methylene chloride	"	ND	---	499	"	"	--	--	--	--	--	--	"		
Naphthalene	"	ND	---	200	"	"	--	--	--	--	--	--	"		
n-Propylbenzene	"	ND	---	99.8	"	"	--	--	--	--	--	--	"		
Styrene	"	ND	---	99.8	"	"	--	--	--	--	--	--	"		
1,1,1,2-Tetrachloroethane	"	ND	---	99.8	"	"	--	--	--	--	--	--	"		
1,1,2,2-Tetrachloroethane	"	ND	---	99.8	"	"	--	--	--	--	--	--	"		
Tetrachloroethene	"	ND	---	99.8	"	"	--	--	--	--	--	--	"		
Toluene	"	ND	---	99.8	"	"	--	--	--	--	--	--	"		
1,2,3-Trichlorobenzene	"	ND	---	99.8	"	"	--	--	--	--	--	--	"		
1,2,4-Trichlorobenzene	"	ND	---	99.8	"	"	--	--	--	--	--	--	"		
1,1,1-Trichloroethane	"	ND	---	99.8	"	"	--	--	--	--	--	--	"		
1,1,2-Trichloroethane	"	ND	---	99.8	"	"	--	--	--	--	--	--	"		
Trichloroethene	"	ND	---	99.8	"	"	--	--	--	--	--	--	"		
Trichlorofluoromethane	"	ND	---	99.8	"	"	--	--	--	--	--	--	"		
1,2,3-Trichloropropane	"	ND	---	99.8	"	"	--	--	--	--	--	--	"		
1,2,4-Trimethylbenzene	"	ND	---	99.8	"	"	--	--	--	--	--	--	"		
1,3,5-Trimethylbenzene	"	ND	---	99.8	"	"	--	--	--	--	--	--	"		
Vinyl chloride	"	ND	---	99.8	"	"	--	--	--	--	--	--	"		
o-Xylene	"	ND	---	99.8	"	"	--	--	--	--	--	--	"		
m,p-Xylene	"	ND	---	200	"	"	--	--	--	--	--	--	"		
<i>Surrogate(s): 4-BFB</i>													<i>Recovery: 95.5%</i>	<i>Limits: 75-125% 0.01x</i>	<i>10/23/06 19:45</i>
<i>1,2-DCA-d4</i>													<i>90.5%</i>	<i>75-125% "</i>	<i>"</i>
<i>Dibromofluoromethane</i>													<i>88.5%</i>	<i>75-125% "</i>	<i>"</i>
<i>Toluene-d8</i>													<i>96.5%</i>	<i>75-125% "</i>	<i>"</i>

TestAmerica - Portland, OR



Lisa Domenighini For Sarah Rockwell, Project Manager

The results in this report apply to the samples analyzed in accordance with the chain of custody document. This analytical report shall not be reproduced except in full, without the written approval of the laboratory.



SLR-Portland	Project Name: Jeld Wen- Nord Door	Report Created:
1800 Blankenship Road Suite 440	Project Number: 008.0228.00013	11/17/06 10:51
West Linn, OR 97068	Project Manager: R. Scott Miller	

Volatile Organic Compounds per EPA Method 8260B - Laboratory Quality Control Results
 TestAmerica - Portland, OR


QC Batch: 6101153 Soil Preparation Method: EPA 5035 Modified

Analyte	Method	Result	MDL*	MRL	Units	Dil	Source Result	Spike Amt	% REC	(Limits)	% RPD	(Limits)	Analyzed	Notes
LCS (6101153-BS1)													Extracted: 10/23/06 13:00	
Benzene	EPA 8260B	2140	---	20.0	ug/kg wet	1x	--	2000	107%	(81.9-125)	--	--	10/24/06 22:00	
Chlorobenzene	"	2060	---	99.8	"	"	--	"	103%	(79.2-125)	--	--	"	
1,1-Dichloroethene	"	1980	---	99.8	"	"	--	"	99.0%	(66.1-125)	--	--	"	
Toluene	"	2100	---	99.8	"	"	--	"	105%	(80-125)	--	--	"	
Trichloroethene	"	2290	---	99.8	"	"	--	"	114%	(76-125)	--	--	"	
<i>Surrogate(s): 4-BFB</i>		<i>Recovery:</i>	<i>102%</i>	<i>Limits: 75-125% 0.01x</i>								<i>10/24/06 22:00</i>		
<i>1,2-DCA-d4</i>			<i>98.0%</i>	<i>75-125% "</i>								<i>"</i>		
<i>Dibromofluoromethane</i>			<i>97.5%</i>	<i>75-125% "</i>								<i>"</i>		
<i>Toluene-d8</i>			<i>97.5%</i>	<i>75-125% "</i>								<i>"</i>		

Matrix Spike (6101153-MS1)													QC Source: PPJ0944-01		Extracted: 10/23/06 13:00	
Benzene	EPA 8260B	2410	---	21.8	ug/kg dry	1x	ND	2180	111%	(68.5-125)	--	--	10/24/06 22:27			
Chlorobenzene	"	2280	---	109	"	"	ND	"	105%	(65.9-125)	--	--	"			
1,1-Dichloroethene	"	2220	---	109	"	"	ND	"	102%	(55.8-125)	--	--	"			
Toluene	"	2390	---	109	"	"	13.1	"	109%	(70.3-125)	--	--	"			
Trichloroethene	"	2520	---	109	"	"	ND	"	116%	(65.5-125)	--	--	"			
<i>Surrogate(s): 4-BFB</i>		<i>Recovery:</i>	<i>101%</i>	<i>Limits: 75-125% 0.01x</i>								<i>10/24/06 22:27</i>				
<i>1,2-DCA-d4</i>			<i>94.0%</i>	<i>75-125% "</i>								<i>"</i>				
<i>Dibromofluoromethane</i>			<i>98.6%</i>	<i>75-125% "</i>								<i>"</i>				
<i>Toluene-d8</i>			<i>99.5%</i>	<i>75-125% "</i>								<i>"</i>				

Matrix Spike Dup (6101153-MSD1)													QC Source: PPJ0944-01		Extracted: 10/23/06 13:00	
Benzene	EPA 8260B	2640	---	21.8	ug/kg dry	1x	ND	2180	121%	(68.5-125)	9.11%	(25)	10/24/06 22:55			
Chlorobenzene	"	2490	---	109	"	"	ND	"	114%	(65.9-125)	8.81%	"	"			
1,1-Dichloroethene	"	2470	---	109	"	"	ND	"	113%	(55.8-125)	10.7%	"	"			
Toluene	"	2630	---	109	"	"	13.1	"	120%	(70.3-125)	9.56%	"	"			
Trichloroethene	"	2700	---	109	"	"	ND	"	124%	(65.5-125)	6.90%	"	"			
<i>Surrogate(s): 4-BFB</i>		<i>Recovery:</i>	<i>106%</i>	<i>Limits: 75-125% 0.01x</i>								<i>10/24/06 22:55</i>				
<i>1,2-DCA-d4</i>			<i>102%</i>	<i>75-125% "</i>								<i>"</i>				
<i>Dibromofluoromethane</i>			<i>108%</i>	<i>75-125% "</i>								<i>"</i>				
<i>Toluene-d8</i>			<i>111%</i>	<i>75-125% "</i>								<i>"</i>				

TestAmerica - Portland, OR



Lisa Domenighini For Sarah Rockwell, Project Manager

The results in this report apply to the samples analyzed in accordance with the chain of custody document. This analytical report shall not be reproduced except in full, without the written approval of the laboratory.



SLR-Portland	Project Name: Jeld Wen- Nord Door	Report Created:
1800 Blankenship Road Suite 440	Project Number: 008.0228.00013	11/17/06 10:51
West Linn, OR 97068	Project Manager: R. Scott Miller	


Semivolatile Organic Compounds per EPA Method 8270C - Laboratory Quality Control Results
 TestAmerica - Portland, OR

QC Batch: 6101484 **Soil Preparation Method: EPA 3550**

Analyte	Method	Result	MDL*	MRL	Units	Dil	Source Result	Spike Amt	% REC	(Limits)	% RPD	(Limits)	Analyzed	Notes
---------	--------	--------	------	-----	-------	-----	---------------	-----------	-------	----------	-------	----------	----------	-------

Blank (6101484-BLK1)													Extracted: 10/30/06 18:15	
Carbazole	EPA 8270C	ND	---	0.328	mg/kg wet	1x	--	--	--	--	--	--	11/02/06 11:10	
Acenaphthene	"	ND	---	0.328	"	"	--	--	--	--	--	--	"	
Acenaphthylene	"	ND	---	0.328	"	"	--	--	--	--	--	--	"	
Anthracene	"	ND	---	0.328	"	"	--	--	--	--	--	--	"	
Benzo (a) anthracene	"	ND	---	0.328	"	"	--	--	--	--	--	--	"	
Benzo (a) pyrene	"	ND	---	0.328	"	"	--	--	--	--	--	--	"	
Benzo (b) fluoranthene	"	ND	---	0.328	"	"	--	--	--	--	--	--	"	
Benzo (ghi) perylene	"	ND	---	0.328	"	"	--	--	--	--	--	--	"	
Benzo (k) fluoranthene	"	ND	---	0.328	"	"	--	--	--	--	--	--	"	
Benzoic Acid	"	ND	---	0.993	"	"	--	--	--	--	--	--	"	
Benzyl alcohol	"	ND	---	0.993	"	"	--	--	--	--	--	--	"	
4-Bromophenyl phenyl ether	"	ND	---	0.328	"	"	--	--	--	--	--	--	"	
Butyl benzyl phthalate	"	ND	---	0.328	"	"	--	--	--	--	--	--	"	
4-Chloro-3-methylphenol	"	ND	---	0.328	"	"	--	--	--	--	--	--	"	
4-Chloroaniline	"	ND	---	1.99	"	"	--	--	--	--	--	--	"	
Bis(2-chloroethoxy)methane	"	ND	---	0.328	"	"	--	--	--	--	--	--	"	
Bis(2-chloroethyl)ether	"	ND	---	0.328	"	"	--	--	--	--	--	--	"	
Bis(2-chloroisopropyl)ether	"	ND	---	0.328	"	"	--	--	--	--	--	--	"	
2-Chloronaphthalene	"	ND	---	0.328	"	"	--	--	--	--	--	--	"	
2-Chlorophenol	"	ND	---	0.328	"	"	--	--	--	--	--	--	"	
4-Chlorophenyl phenyl ether	"	ND	---	0.328	"	"	--	--	--	--	--	--	"	
Chrysene	"	ND	---	0.328	"	"	--	--	--	--	--	--	"	
Di-n-butyl phthalate	"	ND	---	0.993	"	"	--	--	--	--	--	--	"	
Di-n-octyl phthalate	"	ND	---	0.328	"	"	--	--	--	--	--	--	"	
Dibenzo (a,h) anthracene	"	ND	---	0.328	"	"	--	--	--	--	--	--	"	
Dibenzofuran	"	ND	---	0.328	"	"	--	--	--	--	--	--	"	
1,2-Dichlorobenzene	"	ND	---	0.993	"	"	--	--	--	--	--	--	"	
1,3-Dichlorobenzene	"	ND	---	0.993	"	"	--	--	--	--	--	--	"	
1,4-Dichlorobenzene	"	ND	---	0.993	"	"	--	--	--	--	--	--	"	
3,3'-Dichlorobenzidine	"	ND	---	0.993	"	"	--	--	--	--	--	--	"	
2,4-Dichlorophenol	"	ND	---	0.328	"	"	--	--	--	--	--	--	"	
Diethyl phthalate	"	ND	---	0.328	"	"	--	--	--	--	--	--	"	
2,4-Dimethylphenol	"	ND	---	0.993	"	"	--	--	--	--	--	--	"	
Dimethyl phthalate	"	ND	---	0.328	"	"	--	--	--	--	--	--	"	
4,6-Dinitro-2-methylphenol	"	ND	---	0.993	"	"	--	--	--	--	--	--	"	
2,4-Dinitrophenol	"	ND	---	1.99	"	"	--	--	--	--	--	--	"	
2,4-Dinitrotoluene	"	ND	---	0.497	"	"	--	--	--	--	--	--	"	
2,6-Dinitrotoluene	"	ND	---	0.497	"	"	--	--	--	--	--	--	"	
Bis(2-ethylhexyl)phthalate	"	ND	---	1.99	"	"	--	--	--	--	--	--	"	

TestAmerica - Portland, OR



Lisa Domenighini For Sarah Rockwell, Project Manager

The results in this report apply to the samples analyzed in accordance with the chain of custody document. This analytical report shall not be reproduced except in full, without the written approval of the laboratory.



SLR-Portland	Project Name: Jeld Wen- Nord Door	Report Created:
1800 Blankenship Road Suite 440	Project Number: 008.0228.00013	11/17/06 10:51
West Linn, OR 97068	Project Manager: R. Scott Miller	

Semivolatile Organic Compounds per EPA Method 8270C - Laboratory Quality Control Results
 TestAmerica - Portland, OR

QC Batch: 6101484 **Soil Preparation Method: EPA 3550**


Analyte	Method	Result	MDL*	MRL	Units	Dil	Source Result	Spike Amt	% REC	(Limits)	% RPD	(Limits)	Analyzed	Notes
---------	--------	--------	------	-----	-------	-----	---------------	-----------	-------	----------	-------	----------	----------	-------

Blank (6101484-BLK1) Extracted: 10/30/06 18:15

Fluoranthene	EPA 8270C	ND	---	0.328	mg/kg wet	1x	--	--	--	--	--	--	11/02/06 11:10	
Fluorene	"	ND	---	0.328	"	"	--	--	--	--	--	--	"	
Hexachlorobenzene	"	ND	---	0.328	"	"	--	--	--	--	--	--	"	
Hexachlorobutadiene	"	ND	---	0.993	"	"	--	--	--	--	--	--	"	
Hexachlorocyclopentadiene	"	ND	---	0.993	"	"	--	--	--	--	--	--	"	
Hexachloroethane	"	ND	---	0.993	"	"	--	--	--	--	--	--	"	
Indeno (1,2,3-cd) pyrene	"	ND	---	0.328	"	"	--	--	--	--	--	--	"	
Isophorone	"	ND	---	0.328	"	"	--	--	--	--	--	--	"	
2-Methylnaphthalene	"	ND	---	0.328	"	"	--	--	--	--	--	--	"	
2-Methylphenol	"	ND	---	0.328	"	"	--	--	--	--	--	--	"	
3-,4-Methylphenol	"	ND	---	0.328	"	"	--	--	--	--	--	--	"	
Naphthalene	"	ND	---	0.328	"	"	--	--	--	--	--	--	"	
2-Nitroaniline	"	ND	---	0.328	"	"	--	--	--	--	--	--	"	
3-Nitroaniline	"	ND	---	0.993	"	"	--	--	--	--	--	--	"	
4-Nitroaniline	"	ND	---	0.328	"	"	--	--	--	--	--	--	"	
Nitrobenzene	"	ND	---	0.328	"	"	--	--	--	--	--	--	"	
2-Nitrophenol	"	ND	---	0.328	"	"	--	--	--	--	--	--	"	
4-Nitrophenol	"	ND	---	0.993	"	"	--	--	--	--	--	--	"	
N-Nitrosodi-n-propylamine	"	ND	---	0.328	"	"	--	--	--	--	--	--	"	
N-Nitrosodiphenylamine	"	ND	---	0.328	"	"	--	--	--	--	--	--	"	
Pentachlorophenol	"	ND	---	0.993	"	"	--	--	--	--	--	--	"	
Phenanthrene	"	ND	---	0.328	"	"	--	--	--	--	--	--	"	
Phenol	"	ND	---	0.328	"	"	--	--	--	--	--	--	"	
Pyrene	"	ND	---	0.328	"	"	--	--	--	--	--	--	"	
1,2,4-Trichlorobenzene	"	ND	---	0.993	"	"	--	--	--	--	--	--	"	
2,4,5-Trichlorophenol	"	ND	---	0.328	"	"	--	--	--	--	--	--	"	
2,4,6-Trichlorophenol	"	ND	---	0.328	"	"	--	--	--	--	--	--	"	

<i>Surrogate(s):</i>	<i>2-Fluorobiphenyl</i>	<i>Recovery:</i>	<i>82.7%</i>	<i>Limits:</i>	<i>30-115%</i>	<i>"</i>	<i>11/02/06 11:10</i>
	<i>2-Fluorophenol</i>		<i>71.2%</i>		<i>25-121%</i>	<i>"</i>	<i>"</i>
	<i>Nitrobenzene-d5</i>		<i>85.5%</i>		<i>23-120%</i>	<i>"</i>	<i>"</i>
	<i>Phenol-d6</i>		<i>77.3%</i>		<i>24-113%</i>	<i>"</i>	<i>"</i>
	<i>p-Terphenyl-d14</i>		<i>87.1%</i>		<i>18-137%</i>	<i>"</i>	<i>"</i>
	<i>2,4,6-Tribromophenol</i>		<i>80.7%</i>		<i>19-122%</i>	<i>"</i>	<i>"</i>

TestAmerica - Portland, OR



Lisa Domenighini For Sarah Rockwell, Project Manager

The results in this report apply to the samples analyzed in accordance with the chain of custody document. This analytical report shall not be reproduced except in full, without the written approval of the laboratory.



SLR-Portland	Project Name: Jeld Wen- Nord Door	Report Created:
1800 Blankenship Road Suite 440	Project Number: 008.0228.00013	11/17/06 10:51
West Linn, OR 97068	Project Manager: R. Scott Miller	

Semivolatile Organic Compounds per EPA Method 8270C - Laboratory Quality Control Results
 TestAmerica - Portland, OR

QC Batch: 6101484 **Soil Preparation Method: EPA 3550**

Analyte	Method	Result	MDL*	MRL	Units	Dil	Source Result	Spike Amt	% REC	(Limits)	% RPD	(Limits)	Analyzed	Notes
---------	--------	--------	------	-----	-------	-----	---------------	-----------	-------	----------	-------	----------	----------	-------

LCS (6101484-BS1)

Extracted: 10/30/06 18:15

Acenaphthene	EPA 8270C	2.17	---	0.329	mg/kg wet	1x	--	2.49	87.1%	(46-120)	--	--	11/02/06 11:58	
4-Chloro-3-methylphenol	"	4.17	---	0.329	"	"	--	4.98	83.7%	(36-138)	--	--	"	
2-Chlorophenol	"	3.88	---	0.329	"	"	--	"	77.9%	(18-137)	--	--	"	
1,4-Dichlorobenzene	"	1.96	---	0.997	"	"	--	2.49	78.7%	(7-135)	--	--	"	
2,4-Dinitrotoluene	"	2.06	---	0.498	"	"	--	"	82.7%	(49-125)	--	--	"	
4-Nitrophenol	"	4.83	---	0.997	"	"	--	4.98	97.0%	(40-148)	--	--	"	
N-Nitrosodi-n-propylamine	"	2.26	---	0.329	"	"	--	2.49	90.8%	(20-138)	--	--	"	
Pentachlorophenol	"	3.13	---	0.997	"	"	--	4.98	62.9%	(22-129)	--	--	"	
Phenol	"	3.71	---	0.329	"	"	--	"	74.5%	(37-122)	--	--	"	
Pyrene	"	2.18	---	0.329	"	"	--	2.49	87.6%	(26-143)	--	--	"	
1,2,4-Trichlorobenzene	"	1.94	---	0.997	"	"	--	"	77.9%	(25-129)	--	--	"	
<i>Surrogate(s):</i>	<i>2-Fluorobiphenyl</i>	<i>Recovery:</i>	<i>83.5%</i>	<i>Limits:</i>	<i>30-115%</i>	<i>"</i>							<i>11/02/06 11:58</i>	
	<i>2-Fluorophenol</i>		<i>76.1%</i>		<i>25-121%</i>	<i>"</i>							<i>"</i>	
	<i>Nitrobenzene-d5</i>		<i>85.5%</i>		<i>23-120%</i>	<i>"</i>							<i>"</i>	
	<i>Phenol-d6</i>		<i>81.1%</i>		<i>24-113%</i>	<i>"</i>							<i>"</i>	
	<i>p-Terphenyl-d14</i>		<i>89.6%</i>		<i>18-137%</i>	<i>"</i>							<i>"</i>	
	<i>2,4,6-Tribromophenol</i>		<i>88.4%</i>		<i>19-122%</i>	<i>"</i>							<i>"</i>	

Matrix Spike (6101484-MS1)


QC Source: PPJ1215-01

Extracted: 10/30/06 18:15

R-05

Acenaphthene	EPA 8270C	4.52	---	2.22	mg/kg dry	5x	0.790	3.36	111%	(26-150)	--	--	11/02/06 17:24	
4-Chloro-3-methylphenol	"	5.96	---	2.22	"	"	ND	6.73	88.6%	"	--	--	"	
2-Chlorophenol	"	5.52	---	2.22	"	"	ND	"	82.0%	(8-150)	--	--	"	
1,4-Dichlorobenzene	"	2.36	---	6.73	"	"	ND	3.36	70.2%	(4-150)	--	--	"	
2,4-Dinitrotoluene	"	3.39	---	3.36	"	"	ND	"	101%	(32-150)	--	--	"	
4-Nitrophenol	"	5.46	---	6.73	"	"	ND	6.73	81.1%	(20-175)	--	--	"	
N-Nitrosodi-n-propylamine	"	2.76	---	2.22	"	"	ND	3.36	82.1%	(10-150)	--	--	"	
Pentachlorophenol	"	0.426	---	6.73	"	"	ND	6.73	6.33%	(12-150)	--	--	"	Q-01
Phenol	"	5.75	---	2.22	"	"	ND	"	85.4%	(17-150)	--	--	"	
Pyrene	"	6.46	---	2.22	"	"	2.72	3.36	111%	(16-175)	--	--	"	
1,2,4-Trichlorobenzene	"	2.54	---	6.73	"	"	ND	"	75.6%	(18-150)	--	--	"	
<i>Surrogate(s):</i>	<i>2-Fluorobiphenyl</i>	<i>Recovery:</i>	<i>95.5%</i>	<i>Limits:</i>	<i>30-115%</i>	<i>"</i>							<i>11/02/06 17:24</i>	
	<i>2-Fluorophenol</i>		<i>75.0%</i>		<i>25-121%</i>	<i>"</i>							<i>"</i>	
	<i>Nitrobenzene-d5</i>		<i>77.7%</i>		<i>23-120%</i>	<i>"</i>							<i>"</i>	
	<i>Phenol-d6</i>		<i>85.0%</i>		<i>24-113%</i>	<i>"</i>							<i>"</i>	
	<i>p-Terphenyl-d14</i>		<i>105%</i>		<i>18-137%</i>	<i>"</i>							<i>"</i>	
	<i>2,4,6-Tribromophenol</i>		<i>89.9%</i>		<i>19-122%</i>	<i>"</i>							<i>"</i>	

TestAmerica - Portland, OR



Lisa Domenighini For Sarah Rockwell, Project Manager

The results in this report apply to the samples analyzed in accordance with the chain of custody document. This analytical report shall not be reproduced except in full, without the written approval of the laboratory.




SLR-Portland	Project Name: Jeld Wen- Nord Door	
1800 Blankenship Road Suite 440	Project Number: 008.0228.00013	Report Created:
West Linn, OR 97068	Project Manager: R. Scott Miller	11/17/06 10:51

Semivolatile Organic Compounds per EPA Method 8270C - Laboratory Quality Control Results
TestAmerica - Portland, OR

QC Batch: 6101484 Soil Preparation Method: EPA 3550

Analyte	Method	Result	MDL*	MRL	Units	Dil	Source Result	Spike Amt	% REC	(Limits)	% RPD	(Limits)	Analyzed	Notes
Matrix Spike Dup (6101484-MSD1)				QC Source: PPJ1215-01				Extracted: 10/30/06 18:15						R-05
Acenaphthene	EPA 8270C	3.78	---	2.22	mg/kg dry	5x	0.790	3.37	88.7%	(26-150)	17.8% (60)		11/02/06 18:11	
4-Chloro-3-methylphenol	"	5.70	---	2.22	"	"	ND	6.73	84.7%	"	4.46%	"	"	
2-Chlorophenol	"	5.21	---	2.22	"	"	ND	"	77.4%	(8-150)	5.78%	"	"	
1,4-Dichlorobenzene	"	2.29	---	6.73	"	"	ND	3.37	68.0%	(4-150)	3.01%	"	"	
2,4-Dinitrotoluene	"	2.93	---	3.37	"	"	ND	"	86.9%	(32-150)	14.6%	"	"	
4-Nitrophenol	"	5.32	---	6.73	"	"	ND	6.73	79.0%	(20-175)	2.60%	"	"	
N-Nitrosodi-n-propylamine	"	2.61	---	2.22	"	"	ND	3.37	77.4%	(10-150)	5.59%	"	"	
Pentachlorophenol	"	0.483	---	6.73	"	"	ND	6.73	7.18%	(12-150)	12.5%	"	"	Q-01
Phenol	"	5.31	---	2.22	"	"	ND	"	78.9%	(17-150)	7.96%	"	"	
Pyrene	"	5.12	---	2.22	"	"	2.72	3.37	71.2%	(16-175)	23.1%	"	"	
1,2,4-Trichlorobenzene	"	2.48	---	6.73	"	"	ND	"	73.6%	(18-150)	2.39%	"	"	
<i>Surrogate(s):</i>	<i>2-Fluorobiphenyl</i>	<i>Recovery:</i>	<i>91.1%</i>	<i>Limits:</i>	<i>30-115%</i>	<i>"</i>							<i>11/02/06 18:11</i>	
	<i>2-Fluorophenol</i>		<i>69.1%</i>		<i>25-121%</i>	<i>"</i>							<i>"</i>	
	<i>Nitrobenzene-d5</i>		<i>72.7%</i>		<i>23-120%</i>	<i>"</i>							<i>"</i>	
	<i>Phenol-d6</i>		<i>77.7%</i>		<i>24-113%</i>	<i>"</i>							<i>"</i>	
	<i>p-Terphenyl-d14</i>		<i>98.2%</i>		<i>18-137%</i>	<i>"</i>							<i>"</i>	
	<i>2,4,6-Tribromophenol</i>		<i>85.4%</i>		<i>19-122%</i>	<i>"</i>							<i>"</i>	

TestAmerica - Portland, OR



Lisa Domenighini For Sarah Rockwell, Project Manager

The results in this report apply to the samples analyzed in accordance with the chain of custody document. This analytical report shall not be reproduced except in full, without the written approval of the laboratory.



SLR-Portland	Project Name: Jeld Wen- Nord Door	Report Created:
1800 Blankenship Road Suite 440	Project Number: 008.0228.00013	11/17/06 10:51
West Linn, OR 97068	Project Manager: R. Scott Miller	


Polynuclear Aromatic Compounds and Pentachlorophenol per EPA 8270M-SIM - Laboratory Quality Control Results
 TestAmerica - Portland, OR

QC Batch: 6101485 Soil Preparation Method: EPA 3550

Analyte	Method	Result	MDL*	MRL	Units	Dil	Source Result	Spike Amt	% REC	(Limits)	% RPD	(Limits)	Analyzed	Notes		
Blank (6101485-BLK1)													Extracted: 10/30/06 17:40			
Acenaphthene	EPA 8270m	ND	---	13.4	ug/kg wet	1x	--	--	--	--	--	--	11/04/06 20:16			
Acenaphthylene	"	ND	---	13.4	"	"	--	--	--	--	--	--	"			
Anthracene	"	ND	---	13.4	"	"	--	--	--	--	--	--	"			
Benzo (a) anthracene	"	ND	---	13.4	"	"	--	--	--	--	--	--	"			
Benzo (a) pyrene	"	ND	---	13.4	"	"	--	--	--	--	--	--	"			
Benzo (b) fluoranthene	"	ND	---	13.4	"	"	--	--	--	--	--	--	"			
Benzo (k) fluoranthene	"	ND	---	13.4	"	"	--	--	--	--	--	--	"			
Benzo (ghi) perylene	"	ND	---	13.4	"	"	--	--	--	--	--	--	"			
Chrysene	"	ND	---	13.4	"	"	--	--	--	--	--	--	"			
Dibenz (a,h) anthracene	"	ND	---	13.4	"	"	--	--	--	--	--	--	"			
Fluoranthene	"	ND	---	13.4	"	"	--	--	--	--	--	--	"			
Fluorene	"	ND	---	13.4	"	"	--	--	--	--	--	--	"			
Indeno (1,2,3-cd) pyrene	"	ND	---	13.4	"	"	--	--	--	--	--	--	"			
Naphthalene	"	ND	---	13.4	"	"	--	--	--	--	--	--	"			
Pentachlorophenol	"	ND	---	66.9	"	"	--	--	--	--	--	--	"			
Phenanthrene	"	ND	---	13.4	"	"	--	--	--	--	--	--	"			
Pyrene	"	ND	---	13.4	"	"	--	--	--	--	--	--	"			
<i>Surrogate(s): Fluorene-d10</i>													<i>Recovery: 100%</i>	<i>Limits: 32-134%</i>	<i>"</i>	<i>11/04/06 20:16</i>
<i>2,4,6-Tribromophenol</i>													<i>99.2%</i>	<i>10-150%</i>	<i>"</i>	<i>"</i>
<i>Pyrene-d10</i>													<i>113%</i>	<i>41-152%</i>	<i>"</i>	<i>"</i>
<i>Benzo (a) pyrene-d12</i>													<i>114%</i>	<i>36-145%</i>	<i>"</i>	<i>"</i>

LCS (6101485-BS1)													Extracted: 10/30/06 17:40			
Acenaphthene	EPA 8270m	181	---	13.4	ug/kg wet	1x	--	166	109%	(33-139)	--	--	11/04/06 20:47			
Benzo (a) pyrene	"	193	---	13.4	"	"	--	"	116%	(45-149)	--	--	"			
Pentachlorophenol	"	311	---	66.9	"	"	--	333	93.4%	(14-176)	--	--	"			
Pyrene	"	186	---	13.4	"	"	--	166	112%	(39-138)	--	--	"			
<i>Surrogate(s): Fluorene-d10</i>													<i>Recovery: 102%</i>	<i>Limits: 32-134%</i>	<i>"</i>	<i>11/04/06 20:47</i>
<i>2,4,6-Tribromophenol</i>													<i>121%</i>	<i>10-150%</i>	<i>"</i>	<i>"</i>
<i>Pyrene-d10</i>													<i>111%</i>	<i>41-152%</i>	<i>"</i>	<i>"</i>
<i>Benzo (a) pyrene-d12</i>													<i>115%</i>	<i>36-145%</i>	<i>"</i>	<i>"</i>

TestAmerica - Portland, OR



Lisa Domenighini For Sarah Rockwell, Project Manager

The results in this report apply to the samples analyzed in accordance with the chain of custody document. This analytical report shall not be reproduced except in full, without the written approval of the laboratory.



SLR-Portland	Project Name: Jeld Wen- Nord Door	
1800 Blankenship Road Suite 440	Project Number: 008.0228.00013	Report Created:
West Linn, OR 97068	Project Manager: R. Scott Miller	11/17/06 10:51


Polynuclear Aromatic Compounds and Pentachlorophenol per EPA 8270M-SIM - Laboratory Quality Control Results
 TestAmerica - Portland, OR

QC Batch: 6101485 Soil Preparation Method: EPA 3550

Analyte	Method	Result	MDL*	MRL	Units	Dil	Source Result	Spike Amt	% REC	(Limits)	% RPD	(Limits)	Analyzed	Notes
Matrix Spike (6101485-MS1)			QC Source: PPJ0691-02					Extracted: 10/30/06 17:40					R-05	
Acenaphthene	EPA 8270m	285	---	309	ug/kg dry	5x	ND	308	92.5%	(33-139)	--	--	11/09/06 04:11	
Benzo (a) pyrene	"	693	---	309	"	"	408	"	92.5%	(45-149)	--	--	"	
Pentachlorophenol	"	1110	---	1550	"	"	ND	616	180%	(14-176)	--	--	"	Q-01
Pyrene	"	1120	---	309	"	"	901	308	71.1%	(39-138)	--	--	"	
<i>Surrogate(s): Fluorene-d10</i>		<i>Recovery:</i>	<i>87.7%</i>	<i>Limits: 32-134%</i>		<i>"</i>							<i>11/09/06 04:11</i>	
<i>2,4,6-Tribromophenol</i>			<i>133%</i>	<i>10-150%</i>		<i>"</i>							<i>"</i>	
<i>Pyrene-d10</i>			<i>72.7%</i>	<i>41-152%</i>		<i>"</i>							<i>"</i>	
<i>Benzo (a) pyrene-d12</i>			<i>82.5%</i>	<i>36-145%</i>		<i>"</i>							<i>"</i>	

Matrix Spike Dup (6101485-MSD1)			QC Source: PPJ0691-02					Extracted: 10/30/06 17:40					R-05	
Acenaphthene	EPA 8270m	282	---	307	ug/kg dry	5x	ND	306	92.2%	(33-139)	1.06% (50)		11/09/06 04:40	
Benzo (a) pyrene	"	670	---	307	"	"	408	"	85.6%	(45-149)	3.37%	"	"	
Pentachlorophenol	"	1190	---	1540	"	"	ND	611	195%	(14-176)	6.96% (60)	"	"	Q-01
Pyrene	"	1160	---	307	"	"	901	306	84.6%	(39-138)	3.51% (50)	"	"	
<i>Surrogate(s): Fluorene-d10</i>		<i>Recovery:</i>	<i>90.8%</i>	<i>Limits: 32-134%</i>		<i>"</i>							<i>11/09/06 04:40</i>	
<i>2,4,6-Tribromophenol</i>			<i>137%</i>	<i>10-150%</i>		<i>"</i>							<i>"</i>	
<i>Pyrene-d10</i>			<i>78.4%</i>	<i>41-152%</i>		<i>"</i>							<i>"</i>	
<i>Benzo (a) pyrene-d12</i>			<i>88.9%</i>	<i>36-145%</i>		<i>"</i>							<i>"</i>	

TestAmerica - Portland, OR



Lisa Domenighini For Sarah Rockwell, Project Manager

The results in this report apply to the samples analyzed in accordance with the chain of custody document. This analytical report shall not be reproduced except in full, without the written approval of the laboratory.




SLR-Portland	Project Name: Jeld Wen- Nord Door	Report Created:
1800 Blankenship Road Suite 440	Project Number: 008.0228.00013	11/17/06 10:51
West Linn, OR 97068	Project Manager: R. Scott Miller	

Percent Dry Weight (Solids) per Standard Methods - Laboratory Quality Control Results
 TestAmerica - Portland, OR

QC Batch: 6101100 **Soil Preparation Method: Dry Weight**

Analyte	Method	Result	MDL*	MRL	Units	Dil	Source Result	Spike Amt	% REC	(Limits)	% RPD	(Limits)	Analyzed	Notes	
Duplicate (6101100-DUP1)			QC Source: PPJ0621-02					Extracted: 10/21/06 08:37							
% Solids	NCA SOP	77.8	---	0.00	% by Weight	1x	78.3	--	--	--	0.641% (20)		10/21/06 08:37		
Duplicate (6101100-DUP2)			QC Source: PPJ0933-01					Extracted: 10/21/06 08:37							
% Solids	NCA SOP	80.2	---	0.00	% by Weight	1x	79.9	--	--	--	0.375% (20)		10/21/06 08:37		

TestAmerica - Portland, OR



Lisa Domenighini For Sarah Rockwell, Project Manager

The results in this report apply to the samples analyzed in accordance with the chain of custody document. This analytical report shall not be reproduced except in full, without the written approval of the laboratory.



SLR-Portland	Project Name: Jeld Wen- Nord Door	Report Created:
1800 Blankenship Road Suite 440	Project Number: 008.0228.00013	11/17/06 10:51
West Linn, OR 97068	Project Manager: R. Scott Miller	

Notes and Definitions


Report Specific Notes:

- A-01 - Detected hydrocarbons have distinct peaks that have elution patterns similar to that of PAH's.
- A-02 - Detected hydrocarbons appear to be due to heavy gas/light diesel components, as well as oil overlap.
- D-09 - Detected hydrocarbons in the diesel range appear to be due to overlap of heavy/oil range hydrocarbons.
- D-14 - Hydrocarbon pattern and range are consistent with heavy oil and biogenic interference..
- D-16 - Detected hydrocarbons in the diesel range do not have a distinct diesel pattern and may be due to heavily weathered diesel.
- J - Estimated value.
- Q-01 - The matrix spike recovery, and/or RPD, for this QC sample is outside of established control limits. Failure of a matrix spike QC sample does not represent an out-of-control condition for the batch.
- Q-16 - RPD is not applicable for analyte concentrations less than 5 times the MRL.
- R-05 - Reporting limits raised due to dilution necessary for analysis. Sample contains high levels of reported analyte, non-target analyte, and/or matrix interference.
- R-08 - Due to matrix unable to resolve Benzo(a)fluoranthene isomers. Value reported only in Benzo(b) category represents Total Benzo(b+k)fluoranthene.

Laboratory Reporting Conventions:

- DET - Analyte DETECTED at or above the Reporting Limit. Qualitative Analyses only.
- ND - Analyte NOT DETECTED at or above the reporting limit (MDL or MRL, as appropriate).
- NR/NA - Not Reported / Not Available
- dry - Sample results reported on a Dry Weight Basis. Results and Reporting Limits have been corrected for Percent Dry Weight.
- wet - Sample results and reporting limits reported on a Wet Weight Basis (as received). Results with neither 'wet' nor 'dry' are reported on a Wet Weight Basis.
- RPD - RELATIVE PERCENT DIFFERENCE (RPDs calculated using Results, not Percent Recoveries).
- MRL - METHOD REPORTING LIMIT. Reporting Level at, or above, the lowest level standard of the Calibration Table.
- MDL* - METHOD DETECTION LIMIT. Reporting Level at, or above, the statistically derived limit based on 40CFR, Part 136, Appendix B. *MDLs are listed on the report only if the data has been evaluated below the MRL. Results between the MDL and MRL are reported as Estimated Results.
- Dil - Dilutions are calculated based on deviations from the standard dilution performed for an analysis, and may not represent the dilution found on the analytical raw data.
- Reporting Limits - Reporting limits (MDLs and MRLs) are adjusted based on variations in sample preparation amounts, analytical dilutions and percent solids, where applicable.
- Electronic Signature - Electronic Signature added in accordance with TestAmerica's *Electronic Reporting and Electronic Signatures Policy*. Application of electronic signature indicates that the report has been reviewed and approved for release by the laboratory. Electronic signature is intended to be the legally binding equivalent of a traditionally handwritten signature.

TestAmerica - Portland, OR



Lisa Domenighini For Sarah Rockwell, Project Manager

The results in this report apply to the samples analyzed in accordance with the chain of custody document. This analytical report shall not be reproduced except in full, without the written approval of the laboratory.



November 30, 2006

R. Scott Miller
SLR-Portland
1800 Blankenship Road Suite 440
West Linn, OR 97068

RE: Jeld Wen- Nord Door

Enclosed are the results of analyses for samples received by the laboratory on 11/16/06 10:15.
The following list is a summary of the Work Orders contained in this report, generated on 11/30/06
17:59.

If you have any questions concerning this report, please feel free to contact me.

<u>Work Order</u>	<u>Project</u>	<u>ProjectNumber</u>
PPK0741	Jeld Wen- Nord Door	008.0228.00013



SLR-Portland	Project Name: Jeld Wen- Nord Door	Report Created:
1800 Blankenship Road Suite 440	Project Number: 008.0228.00013	11/30/06 17:59
West Linn, OR 97068	Project Manager: R. Scott Miller	

ANALYTICAL REPORT FOR SAMPLES

Sample ID	Laboratory ID	Matrix	Date Sampled	Date Received
MW1-1106	PPK0741-01	Water	11/14/06 12:15	11/16/06 10:15
MW4-1106	PPK0741-02	Water	11/14/06 13:20	11/16/06 10:15
MW3-1106	PPK0741-03	Water	11/14/06 14:30	11/16/06 10:15
MW2-1106	PPK0741-04	Water	11/14/06 15:30	11/16/06 10:15
MW5-1106	PPK0741-05	Water	11/14/06 17:00	11/16/06 10:15

TestAmerica - Portland, OR

The results in this report apply to the samples analyzed in accordance with the chain of custody document. This analytical report shall not be reproduced except in full, without the written approval of the laboratory.

Sarah Rockwell

Sarah Rockwell, Project Manager



SLR-Portland	Project Name: Jeld Wen- Nord Door	Report Created:
1800 Blankenship Road Suite 440	Project Number: 008.0228.00013	11/30/06 17:59
West Linn, OR 97068	Project Manager: R. Scott Miller	

Hydrocarbon Identification per NW-TPH Methodology
 TestAmerica - Portland, OR

Analyte	Method	Result	MDL*	MRL	Units	Dil	Batch	Prepared	Analyzed	Notes
PPK0741-01 (MW1-1106)		Water			Sampled: 11/14/06 12:15					
Gasoline Range Hydrocarbons	NWTPH HCID	ND	----	0.238	mg/l	1x	6110759	11/17/06 11:20	11/21/06 15:55	
Diesel Range Hydrocarbons	"	ND	----	0.600	"	"	"	"	"	
Heavy Oil Range Hydrocarbons	"	ND	----	0.600	"	"	"	"	"	
<i>Surrogate(s): 1-Chlorooctadecane</i>			89.3%		50 - 150 %	"				"
PPK0741-02 (MW4-1106)		Water			Sampled: 11/14/06 13:20					
Gasoline Range Hydrocarbons	NWTPH HCID	ND	----	0.238	mg/l	1x	6110759	11/17/06 13:00	11/21/06 16:24	
Diesel Range Hydrocarbons	"	ND	----	0.600	"	"	"	"	"	
Heavy Oil Range Hydrocarbons	"	ND	----	0.600	"	"	"	"	"	
<i>Surrogate(s): 1-Chlorooctadecane</i>			91.1%		50 - 150 %	"				"
PPK0741-03 (MW3-1106)		Water			Sampled: 11/14/06 14:30					
Gasoline Range Hydrocarbons	NWTPH HCID	ND	----	0.238	mg/l	1x	6110759	11/17/06 13:00	11/21/06 16:02	
Diesel Range Hydrocarbons	"	ND	----	0.600	"	"	"	"	"	
Heavy Oil Range Hydrocarbons	"	ND	----	0.600	"	"	"	"	"	
<i>Surrogate(s): 1-Chlorooctadecane</i>			102%		50 - 150 %	"				"
PPK0741-04 (MW2-1106)		Water			Sampled: 11/14/06 15:30					
Gasoline Range Hydrocarbons	NWTPH HCID	ND	----	0.238	mg/l	1x	6110759	11/17/06 13:00	11/21/06 15:55	
Diesel Range Hydrocarbons	"	ND	----	0.600	"	"	"	"	"	
Heavy Oil Range Hydrocarbons	"	ND	----	0.600	"	"	"	"	"	
<i>Surrogate(s): 1-Chlorooctadecane</i>			91.6%		50 - 150 %	"				"
PPK0741-05 (MW5-1106)		Water			Sampled: 11/14/06 17:00					
Gasoline Range Hydrocarbons	NWTPH HCID	ND	----	0.238	mg/l	1x	6110759	11/17/06 13:00	11/21/06 16:24	
Diesel Range Hydrocarbons	"	ND	----	0.600	"	"	"	"	"	
Heavy Oil Range Hydrocarbons	"	ND	----	0.600	"	"	"	"	"	
<i>Surrogate(s): 1-Chlorooctadecane</i>			86.4%		50 - 150 %	"				"

TestAmerica - Portland, OR

The results in this report apply to the samples analyzed in accordance with the chain of custody document. This analytical report shall not be reproduced except in full, without the written approval of the laboratory.

Sarah Rockwell

Sarah Rockwell, Project Manager



SLR-Portland	Project Name: Jeld Wen- Nord Door	Report Created:
1800 Blankenship Road Suite 440	Project Number: 008.0228.00013	11/30/06 17:59
West Linn, OR 97068	Project Manager: R. Scott Miller	

Volatile Organic Compounds per EPA Method 8260B
 TestAmerica - Portland, OR

Analyte	Method	Result	MDL*	MRL	Units	Dil	Batch	Prepared	Analyzed	Notes
PPK0741-01 (MW1-1106)		Water			Sampled: 11/14/06 12:15					
Acetone	EPA 8260B	ND	----	25.0	ug/l	1x	6110827	11/19/06 10:43	11/19/06 14:25	
Benzene	"	ND	----	1.00	"	"	"	"	"	
Bromobenzene	"	ND	----	1.00	"	"	"	"	"	
Bromochloromethane	"	ND	----	1.00	"	"	"	"	"	
Bromodichloromethane	"	ND	----	1.00	"	"	"	"	"	
Bromoform	"	ND	----	1.00	"	"	"	"	"	
Bromomethane	"	ND	----	5.00	"	"	"	"	"	
2-Butanone (MEK)	"	ND	----	10.0	"	"	"	"	"	
n-Butylbenzene	"	ND	----	5.00	"	"	"	"	"	
sec-Butylbenzene	"	ND	----	1.00	"	"	"	"	"	
tert-Butylbenzene	"	ND	----	1.00	"	"	"	"	"	
Carbon disulfide	"	ND	----	10.0	"	"	"	"	"	
Carbon tetrachloride	"	ND	----	1.00	"	"	"	"	"	
Chlorobenzene	"	ND	----	1.00	"	"	"	"	"	
Chloroethane	"	ND	----	1.00	"	"	"	"	"	
Chloroform	"	ND	----	1.00	"	"	"	"	"	
Chloromethane	"	ND	----	5.00	"	"	"	"	"	
2-Chlorotoluene	"	ND	----	1.00	"	"	"	"	"	
4-Chlorotoluene	"	ND	----	1.00	"	"	"	"	"	
1,2-Dibromo-3-chloropropane	"	ND	----	5.00	"	"	"	"	"	
Dibromochloromethane	"	ND	----	1.00	"	"	"	"	"	
1,2-Dibromoethane	"	ND	----	1.00	"	"	"	"	"	
Dibromomethane	"	ND	----	1.00	"	"	"	"	"	
1,2-Dichlorobenzene	"	ND	----	1.00	"	"	"	"	"	
1,3-Dichlorobenzene	"	ND	----	1.00	"	"	"	"	"	
1,4-Dichlorobenzene	"	ND	----	1.00	"	"	"	"	"	
Dichlorodifluoromethane	"	ND	----	5.00	"	"	"	"	"	
1,1-Dichloroethane	"	ND	----	1.00	"	"	"	"	"	
1,2-Dichloroethane	"	ND	----	1.00	"	"	"	"	"	
1,1-Dichloroethene	"	ND	----	1.00	"	"	"	"	"	
cis-1,2-Dichloroethene	"	ND	----	1.00	"	"	"	"	"	
trans-1,2-Dichloroethene	"	ND	----	1.00	"	"	"	"	"	
1,2-Dichloropropane	"	ND	----	1.00	"	"	"	"	"	
1,3-Dichloropropane	"	ND	----	1.00	"	"	"	"	"	
2,2-Dichloropropane	"	ND	----	1.00	"	"	"	"	"	
1,1-Dichloropropene	"	ND	----	1.00	"	"	"	"	"	
cis-1,3-Dichloropropene	"	ND	----	1.00	"	"	"	"	"	
trans-1,3-Dichloropropene	"	ND	----	1.00	"	"	"	"	"	
Ethylbenzene	"	ND	----	1.00	"	"	"	"	"	
Hexachlorobutadiene	"	ND	----	4.00	"	"	"	"	"	
2-Hexanone	"	ND	----	10.0	"	"	"	"	"	
Isopropylbenzene	"	ND	----	2.00	"	"	"	"	"	
p-Isopropyltoluene	"	ND	----	2.00	"	"	"	"	"	

TestAmerica - Portland, OR

The results in this report apply to the samples analyzed in accordance with the chain of custody document. This analytical report shall not be reproduced except in full, without the written approval of the laboratory.

Sarah Rockwell

Sarah Rockwell, Project Manager



SLR-Portland	Project Name: Jeld Wen- Nord Door	Report Created:
1800 Blankenship Road Suite 440	Project Number: 008.0228.00013	11/30/06 17:59
West Linn, OR 97068	Project Manager: R. Scott Miller	

Volatile Organic Compounds per EPA Method 8260B
 TestAmerica - Portland, OR

Analyte	Method	Result	MDL*	MRL	Units	Dil	Batch	Prepared	Analyzed	Notes
PPK0741-01 (MW1-1106)		Water				Sampled: 11/14/06 12:15				
4-Methyl-2-pentanone	EPA 8260B	ND	----	5.00	ug/l	1x	6110827	11/19/06 10:43	11/19/06 14:25	
Methyl tert-butyl ether	"	ND	----	1.00	"	"	"	"	"	
Methylene chloride	"	ND	----	5.00	"	"	"	"	"	
Naphthalene	"	ND	----	2.00	"	"	"	"	"	
n-Propylbenzene	"	ND	----	1.00	"	"	"	"	"	
Styrene	"	ND	----	1.00	"	"	"	"	"	
1,1,1,2-Tetrachloroethane	"	ND	----	1.00	"	"	"	"	"	
1,1,2,2-Tetrachloroethane	"	ND	----	1.00	"	"	"	"	"	
Tetrachloroethene	"	ND	----	1.00	"	"	"	"	"	
Toluene	"	ND	----	1.00	"	"	"	"	"	
1,2,3-Trichlorobenzene	"	ND	----	1.00	"	"	"	"	"	
1,2,4-Trichlorobenzene	"	ND	----	1.00	"	"	"	"	"	
1,1,1-Trichloroethane	"	ND	----	1.00	"	"	"	"	"	
1,1,2-Trichloroethane	"	ND	----	1.00	"	"	"	"	"	
Trichloroethene	"	ND	----	1.00	"	"	"	"	"	
Trichlorofluoromethane	"	ND	----	1.00	"	"	"	"	"	
1,2,3-Trichloropropane	"	ND	----	1.00	"	"	"	"	"	
1,2,4-Trimethylbenzene	"	ND	----	1.00	"	"	"	"	"	
1,3,5-Trimethylbenzene	"	ND	----	1.00	"	"	"	"	"	
Vinyl chloride	"	ND	----	1.00	"	"	"	"	"	
o-Xylene	"	ND	----	1.00	"	"	"	"	"	
m,p-Xylene	"	ND	----	2.00	"	"	"	"	"	
<i>Surrogate(s): 4-BFB</i>				96.5%		80 - 120 %	"			"
<i>1,2-DCA-d4</i>				87.0%		80 - 120 %	"			"
<i>Dibromofluoromethane</i>				85.5%		80 - 120 %	"			"
<i>Toluene-d8</i>				92.5%		80 - 120 %	"			"

PPK0741-02 (MW4-1106)		Water				Sampled: 11/14/06 13:20				
Acetone	EPA 8260B	ND	----	25.0	ug/l	1x	6110827	11/19/06 10:43	11/19/06 14:53	
Benzene	"	ND	----	1.00	"	"	"	"	"	
Bromobenzene	"	ND	----	1.00	"	"	"	"	"	
Bromochloromethane	"	ND	----	1.00	"	"	"	"	"	
Bromodichloromethane	"	ND	----	1.00	"	"	"	"	"	
Bromoform	"	ND	----	1.00	"	"	"	"	"	
Bromomethane	"	ND	----	5.00	"	"	"	"	"	
2-Butanone (MEK)	"	ND	----	10.0	"	"	"	"	"	
n-Butylbenzene	"	ND	----	5.00	"	"	"	"	"	
sec-Butylbenzene	"	ND	----	1.00	"	"	"	"	"	
tert-Butylbenzene	"	ND	----	1.00	"	"	"	"	"	
Carbon disulfide	"	ND	----	10.0	"	"	"	"	"	
Carbon tetrachloride	"	ND	----	1.00	"	"	"	"	"	
Chlorobenzene	"	ND	----	1.00	"	"	"	"	"	

TestAmerica - Portland, OR

The results in this report apply to the samples analyzed in accordance with the chain of custody document. This analytical report shall not be reproduced except in full, without the written approval of the laboratory.

Sarah Rockwell

Sarah Rockwell, Project Manager



SLR-Portland	Project Name: Jeld Wen- Nord Door	Report Created:
1800 Blankenship Road Suite 440	Project Number: 008.0228.00013	11/30/06 17:59
West Linn, OR 97068	Project Manager: R. Scott Miller	

Volatile Organic Compounds per EPA Method 8260B
TestAmerica - Portland, OR

Analyte	Method	Result	MDL*	MRL	Units	Dil	Batch	Prepared	Analyzed	Notes
PPK0741-02 (MW4-1106)		Water			Sampled: 11/14/06 13:20					
Chloroethane	EPA 8260B	ND	----	1.00	ug/l	1x	6110827	11/19/06 10:43	11/19/06 14:53	
Chloroform	"	ND	----	1.00	"	"	"	"	"	
Chloromethane	"	ND	----	5.00	"	"	"	"	"	
2-Chlorotoluene	"	ND	----	1.00	"	"	"	"	"	
4-Chlorotoluene	"	ND	----	1.00	"	"	"	"	"	
1,2-Dibromo-3-chloropropane	"	ND	----	5.00	"	"	"	"	"	
Dibromochloromethane	"	ND	----	1.00	"	"	"	"	"	
1,2-Dibromoethane	"	ND	----	1.00	"	"	"	"	"	
Dibromomethane	"	ND	----	1.00	"	"	"	"	"	
1,2-Dichlorobenzene	"	ND	----	1.00	"	"	"	"	"	
1,3-Dichlorobenzene	"	ND	----	1.00	"	"	"	"	"	
1,4-Dichlorobenzene	"	ND	----	1.00	"	"	"	"	"	
Dichlorodifluoromethane	"	ND	----	5.00	"	"	"	"	"	
1,1-Dichloroethane	"	ND	----	1.00	"	"	"	"	"	
1,2-Dichloroethane	"	ND	----	1.00	"	"	"	"	"	
1,1-Dichloroethene	"	ND	----	1.00	"	"	"	"	"	
cis-1,2-Dichloroethene	"	ND	----	1.00	"	"	"	"	"	
trans-1,2-Dichloroethene	"	ND	----	1.00	"	"	"	"	"	
1,2-Dichloropropane	"	ND	----	1.00	"	"	"	"	"	
1,3-Dichloropropane	"	ND	----	1.00	"	"	"	"	"	
2,2-Dichloropropane	"	ND	----	1.00	"	"	"	"	"	
1,1-Dichloropropene	"	ND	----	1.00	"	"	"	"	"	
cis-1,3-Dichloropropene	"	ND	----	1.00	"	"	"	"	"	
trans-1,3-Dichloropropene	"	ND	----	1.00	"	"	"	"	"	
Ethylbenzene	"	ND	----	1.00	"	"	"	"	"	
Hexachlorobutadiene	"	ND	----	4.00	"	"	"	"	"	
2-Hexanone	"	ND	----	10.0	"	"	"	"	"	
Isopropylbenzene	"	ND	----	2.00	"	"	"	"	"	
p-Isopropyltoluene	"	ND	----	2.00	"	"	"	"	"	
4-Methyl-2-pentanone	"	ND	----	5.00	"	"	"	"	"	
Methyl tert-butyl ether	"	ND	----	1.00	"	"	"	"	"	
Methylene chloride	"	ND	----	5.00	"	"	"	"	"	
Naphthalene	"	ND	----	2.00	"	"	"	"	"	
n-Propylbenzene	"	ND	----	1.00	"	"	"	"	"	
Styrene	"	ND	----	1.00	"	"	"	"	"	
1,1,1,2-Tetrachloroethane	"	ND	----	1.00	"	"	"	"	"	
1,1,1,2,2-Tetrachloroethane	"	ND	----	1.00	"	"	"	"	"	
Tetrachloroethene	"	ND	----	1.00	"	"	"	"	"	
Toluene	"	ND	----	1.00	"	"	"	"	"	
1,2,3-Trichlorobenzene	"	ND	----	1.00	"	"	"	"	"	
1,2,4-Trichlorobenzene	"	ND	----	1.00	"	"	"	"	"	
1,1,1-Trichloroethane	"	ND	----	1.00	"	"	"	"	"	
1,1,2-Trichloroethane	"	ND	----	1.00	"	"	"	"	"	

TestAmerica - Portland, OR

The results in this report apply to the samples analyzed in accordance with the chain of custody document. This analytical report shall not be reproduced except in full, without the written approval of the laboratory.

Sarah Rockwell

Sarah Rockwell, Project Manager



SLR-Portland	Project Name: Jeld Wen- Nord Door	Report Created:
1800 Blankenship Road Suite 440	Project Number: 008.0228.00013	11/30/06 17:59
West Linn, OR 97068	Project Manager: R. Scott Miller	

Volatile Organic Compounds per EPA Method 8260B
 TestAmerica - Portland, OR

Analyte	Method	Result	MDL*	MRL	Units	Dil	Batch	Prepared	Analyzed	Notes
PPK0741-02 (MW4-1106)		Water				Sampled: 11/14/06 13:20				
Trichloroethene	EPA 8260B	ND	----	1.00	ug/l	1x	6110827	11/19/06 10:43	11/19/06 14:53	
Trichlorofluoromethane	"	ND	----	1.00	"	"	"	"	"	"
1,2,3-Trichloropropane	"	ND	----	1.00	"	"	"	"	"	"
1,2,4-Trimethylbenzene	"	ND	----	1.00	"	"	"	"	"	"
1,3,5-Trimethylbenzene	"	ND	----	1.00	"	"	"	"	"	"
Vinyl chloride	"	ND	----	1.00	"	"	"	"	"	"
o-Xylene	"	ND	----	1.00	"	"	"	"	"	"
m,p-Xylene	"	ND	----	2.00	"	"	"	"	"	"
<i>Surrogate(s): 4-BFB</i>			<i>95.0%</i>		<i>80 - 120 %</i>	<i>"</i>				<i>"</i>
<i>1,2-DCA-d4</i>			<i>91.0%</i>		<i>80 - 120 %</i>	<i>"</i>				<i>"</i>
<i>Dibromofluoromethane</i>			<i>88.5%</i>		<i>80 - 120 %</i>	<i>"</i>				<i>"</i>
<i>Toluene-d8</i>			<i>94.5%</i>		<i>80 - 120 %</i>	<i>"</i>				<i>"</i>

PPK0741-03 (MW3-1106)		Water				Sampled: 11/14/06 14:30				
Acetone	EPA 8260B	ND	----	25.0	ug/l	1x	6110827	11/19/06 10:43	11/19/06 15:21	
Benzene	"	ND	----	1.00	"	"	"	"	"	"
Bromobenzene	"	ND	----	1.00	"	"	"	"	"	"
Bromochloromethane	"	ND	----	1.00	"	"	"	"	"	"
Bromodichloromethane	"	ND	----	1.00	"	"	"	"	"	"
Bromoform	"	ND	----	1.00	"	"	"	"	"	"
Bromomethane	"	ND	----	5.00	"	"	"	"	"	"
2-Butanone (MEK)	"	ND	----	10.0	"	"	"	"	"	"
n-Butylbenzene	"	ND	----	5.00	"	"	"	"	"	"
sec-Butylbenzene	"	ND	----	1.00	"	"	"	"	"	"
tert-Butylbenzene	"	ND	----	1.00	"	"	"	"	"	"
Carbon disulfide	"	ND	----	10.0	"	"	"	"	"	"
Carbon tetrachloride	"	ND	----	1.00	"	"	"	"	"	"
Chlorobenzene	"	ND	----	1.00	"	"	"	"	"	"
Chloroethane	"	ND	----	1.00	"	"	"	"	"	"
Chloroform	"	ND	----	1.00	"	"	"	"	"	"
Chloromethane	"	ND	----	5.00	"	"	"	"	"	"
2-Chlorotoluene	"	ND	----	1.00	"	"	"	"	"	"
4-Chlorotoluene	"	ND	----	1.00	"	"	"	"	"	"
1,2-Dibromo-3-chloropropane	"	ND	----	5.00	"	"	"	"	"	"
Dibromochloromethane	"	ND	----	1.00	"	"	"	"	"	"
1,2-Dibromoethane	"	ND	----	1.00	"	"	"	"	"	"
Dibromomethane	"	ND	----	1.00	"	"	"	"	"	"
1,2-Dichlorobenzene	"	ND	----	1.00	"	"	"	"	"	"
1,3-Dichlorobenzene	"	ND	----	1.00	"	"	"	"	"	"
1,4-Dichlorobenzene	"	ND	----	1.00	"	"	"	"	"	"
Dichlorodifluoromethane	"	ND	----	5.00	"	"	"	"	"	"
1,1-Dichloroethane	"	ND	----	1.00	"	"	"	"	"	"

TestAmerica - Portland, OR

The results in this report apply to the samples analyzed in accordance with the chain of custody document. This analytical report shall not be reproduced except in full, without the written approval of the laboratory.

Sarah Rockwell

Sarah Rockwell, Project Manager



SLR-Portland	Project Name: Jeld Wen- Nord Door	Report Created:
1800 Blankenship Road Suite 440	Project Number: 008.0228.00013	11/30/06 17:59
West Linn, OR 97068	Project Manager: R. Scott Miller	

Volatile Organic Compounds per EPA Method 8260B
TestAmerica - Portland, OR

Analyte	Method	Result	MDL*	MRL	Units	Dil	Batch	Prepared	Analyzed	Notes
PPK0741-03 (MW3-1106)		Water								
		Sampled: 11/14/06 14:30								
1,2-Dichloroethane	EPA 8260B	ND	----	1.00	ug/l	1x	6110827	11/19/06 10:43	11/19/06 15:21	
1,1-Dichloroethene	"	ND	----	1.00	"	"	"	"	"	
cis-1,2-Dichloroethene	"	ND	----	1.00	"	"	"	"	"	
trans-1,2-Dichloroethene	"	ND	----	1.00	"	"	"	"	"	
1,2-Dichloropropane	"	ND	----	1.00	"	"	"	"	"	
1,3-Dichloropropane	"	ND	----	1.00	"	"	"	"	"	
2,2-Dichloropropane	"	ND	----	1.00	"	"	"	"	"	
1,1-Dichloropropene	"	ND	----	1.00	"	"	"	"	"	
cis-1,3-Dichloropropene	"	ND	----	1.00	"	"	"	"	"	
trans-1,3-Dichloropropene	"	ND	----	1.00	"	"	"	"	"	
Ethylbenzene	"	ND	----	1.00	"	"	"	"	"	
Hexachlorobutadiene	"	ND	----	4.00	"	"	"	"	"	
2-Hexanone	"	ND	----	10.0	"	"	"	"	"	
Isopropylbenzene	"	ND	----	2.00	"	"	"	"	"	
p-Isopropyltoluene	"	ND	----	2.00	"	"	"	"	"	
4-Methyl-2-pentanone	"	ND	----	5.00	"	"	"	"	"	
Methyl tert-butyl ether	"	ND	----	1.00	"	"	"	"	"	
Methylene chloride	"	ND	----	5.00	"	"	"	"	"	
Naphthalene	"	ND	----	2.00	"	"	"	"	"	
n-Propylbenzene	"	ND	----	1.00	"	"	"	"	"	
Styrene	"	ND	----	1.00	"	"	"	"	"	
1,1,1,2-Tetrachloroethane	"	ND	----	1.00	"	"	"	"	"	
1,1,2,2-Tetrachloroethane	"	ND	----	1.00	"	"	"	"	"	
Tetrachloroethene	"	ND	----	1.00	"	"	"	"	"	
Toluene	"	ND	----	1.00	"	"	"	"	"	
1,2,3-Trichlorobenzene	"	ND	----	1.00	"	"	"	"	"	
1,2,4-Trichlorobenzene	"	ND	----	1.00	"	"	"	"	"	
1,1,1-Trichloroethane	"	ND	----	1.00	"	"	"	"	"	
1,1,2-Trichloroethane	"	ND	----	1.00	"	"	"	"	"	
Trichloroethene	"	ND	----	1.00	"	"	"	"	"	
Trichlorofluoromethane	"	ND	----	1.00	"	"	"	"	"	
1,2,3-Trichloropropane	"	ND	----	1.00	"	"	"	"	"	
1,2,4-Trimethylbenzene	"	ND	----	1.00	"	"	"	"	"	
1,3,5-Trimethylbenzene	"	ND	----	1.00	"	"	"	"	"	
Vinyl chloride	"	ND	----	1.00	"	"	"	"	"	
o-Xylene	"	ND	----	1.00	"	"	"	"	"	
m,p-Xylene	"	ND	----	2.00	"	"	"	"	"	
Surrogate(s):	4-BFB		91.5%		80 - 120 %	"				"
	1,2-DCA-d4		87.0%		80 - 120 %	"				"
	Dibromofluoromethane		86.0%		80 - 120 %	"				"
	Toluene-d8		92.0%		80 - 120 %	"				"

Sarah Rockwell

Sarah Rockwell, Project Manager



SLR-Portland	Project Name: Jeld Wen- Nord Door	Report Created:
1800 Blankenship Road Suite 440	Project Number: 008.0228.00013	11/30/06 17:59
West Linn, OR 97068	Project Manager: R. Scott Miller	

Volatile Organic Compounds per EPA Method 8260B
TestAmerica - Portland, OR

Analyte	Method	Result	MDL*	MRL	Units	Dil	Batch	Prepared	Analyzed	Notes
PPK0741-04 (MW2-1106)		Water			Sampled: 11/14/06 15:30					
Acetone	EPA 8260B	ND	----	25.0	ug/l	1x	6110827	11/19/06 10:43	11/19/06 15:48	
Benzene	"	ND	----	1.00	"	"	"	"	"	
Bromobenzene	"	ND	----	1.00	"	"	"	"	"	
Bromochloromethane	"	ND	----	1.00	"	"	"	"	"	
Bromodichloromethane	"	ND	----	1.00	"	"	"	"	"	
Bromoform	"	ND	----	1.00	"	"	"	"	"	
Bromomethane	"	ND	----	5.00	"	"	"	"	"	
2-Butanone (MEK)	"	ND	----	10.0	"	"	"	"	"	
n-Butylbenzene	"	ND	----	5.00	"	"	"	"	"	
sec-Butylbenzene	"	ND	----	1.00	"	"	"	"	"	
tert-Butylbenzene	"	ND	----	1.00	"	"	"	"	"	
Carbon disulfide	"	ND	----	10.0	"	"	"	"	"	
Carbon tetrachloride	"	ND	----	1.00	"	"	"	"	"	
Chlorobenzene	"	ND	----	1.00	"	"	"	"	"	
Chloroethane	"	ND	----	1.00	"	"	"	"	"	
Chloroform	"	ND	----	1.00	"	"	"	"	"	
Chloromethane	"	ND	----	5.00	"	"	"	"	"	
2-Chlorotoluene	"	ND	----	1.00	"	"	"	"	"	
4-Chlorotoluene	"	ND	----	1.00	"	"	"	"	"	
1,2-Dibromo-3-chloropropane	"	ND	----	5.00	"	"	"	"	"	
Dibromochloromethane	"	ND	----	1.00	"	"	"	"	"	
1,2-Dibromoethane	"	ND	----	1.00	"	"	"	"	"	
Dibromomethane	"	ND	----	1.00	"	"	"	"	"	
1,2-Dichlorobenzene	"	ND	----	1.00	"	"	"	"	"	
1,3-Dichlorobenzene	"	ND	----	1.00	"	"	"	"	"	
1,4-Dichlorobenzene	"	ND	----	1.00	"	"	"	"	"	
Dichlorodifluoromethane	"	ND	----	5.00	"	"	"	"	"	
1,1-Dichloroethane	"	ND	----	1.00	"	"	"	"	"	
1,2-Dichloroethane	"	ND	----	1.00	"	"	"	"	"	
1,1-Dichloroethene	"	ND	----	1.00	"	"	"	"	"	
cis-1,2-Dichloroethene	"	ND	----	1.00	"	"	"	"	"	
trans-1,2-Dichloroethene	"	ND	----	1.00	"	"	"	"	"	
1,2-Dichloropropane	"	ND	----	1.00	"	"	"	"	"	
1,3-Dichloropropane	"	ND	----	1.00	"	"	"	"	"	
2,2-Dichloropropane	"	ND	----	1.00	"	"	"	"	"	
1,1-Dichloropropene	"	ND	----	1.00	"	"	"	"	"	
cis-1,3-Dichloropropene	"	ND	----	1.00	"	"	"	"	"	
trans-1,3-Dichloropropene	"	ND	----	1.00	"	"	"	"	"	
Ethylbenzene	"	ND	----	1.00	"	"	"	"	"	
Hexachlorobutadiene	"	ND	----	4.00	"	"	"	"	"	
2-Hexanone	"	ND	----	10.0	"	"	"	"	"	
Isopropylbenzene	"	ND	----	2.00	"	"	"	"	"	
p-Isopropyltoluene	"	ND	----	2.00	"	"	"	"	"	

TestAmerica - Portland, OR

The results in this report apply to the samples analyzed in accordance with the chain of custody document. This analytical report shall not be reproduced except in full, without the written approval of the laboratory.

Sarah Rockwell

Sarah Rockwell, Project Manager



SLR-Portland	Project Name: Jeld Wen- Nord Door	Report Created:
1800 Blankenship Road Suite 440	Project Number: 008.0228.00013	11/30/06 17:59
West Linn, OR 97068	Project Manager: R. Scott Miller	

Volatile Organic Compounds per EPA Method 8260B
TestAmerica - Portland, OR

Analyte	Method	Result	MDL*	MRL	Units	Dil	Batch	Prepared	Analyzed	Notes
PPK0741-04 (MW2-1106)		Water								
		Sampled: 11/14/06 15:30								
4-Methyl-2-pentanone	EPA 8260B	ND	----	5.00	ug/l	1x	6110827	11/19/06 10:43	11/19/06 15:48	
Methyl tert-butyl ether	"	ND	----	1.00	"	"	"	"	"	"
Methylene chloride	"	ND	----	5.00	"	"	"	"	"	"
Naphthalene	"	ND	----	2.00	"	"	"	"	"	"
n-Propylbenzene	"	ND	----	1.00	"	"	"	"	"	"
Styrene	"	ND	----	1.00	"	"	"	"	"	"
1,1,1,2-Tetrachloroethane	"	ND	----	1.00	"	"	"	"	"	"
1,1,2,2-Tetrachloroethane	"	ND	----	1.00	"	"	"	"	"	"
Tetrachloroethene	"	ND	----	1.00	"	"	"	"	"	"
Toluene	"	ND	----	1.00	"	"	"	"	"	"
1,2,3-Trichlorobenzene	"	ND	----	1.00	"	"	"	"	"	"
1,2,4-Trichlorobenzene	"	ND	----	1.00	"	"	"	"	"	"
1,1,1-Trichloroethane	"	ND	----	1.00	"	"	"	"	"	"
1,1,2-Trichloroethane	"	ND	----	1.00	"	"	"	"	"	"
Trichloroethene	"	ND	----	1.00	"	"	"	"	"	"
Trichlorofluoromethane	"	ND	----	1.00	"	"	"	"	"	"
1,2,3-Trichloropropane	"	ND	----	1.00	"	"	"	"	"	"
1,2,4-Trimethylbenzene	"	ND	----	1.00	"	"	"	"	"	"
1,3,5-Trimethylbenzene	"	ND	----	1.00	"	"	"	"	"	"
Vinyl chloride	"	ND	----	1.00	"	"	"	"	"	"
o-Xylene	"	ND	----	1.00	"	"	"	"	"	"
m,p-Xylene	"	ND	----	2.00	"	"	"	"	"	"
<i>Surrogate(s): 4-BFB</i>				94.5%		80 - 120 %	"			"
<i>1,2-DCA-d4</i>				91.5%		80 - 120 %	"			"
<i>Dibromofluoromethane</i>				88.0%		80 - 120 %	"			"
<i>Toluene-d8</i>				95.0%		80 - 120 %	"			"

PPK0741-05 (MW5-1106)		Water								
		Sampled: 11/14/06 17:00								
Acetone	EPA 8260B	ND	----	25.0	ug/l	1x	6110827	11/19/06 10:43	11/19/06 16:16	
Benzene	"	9.46	----	1.00	"	"	"	"	"	"
Bromobenzene	"	ND	----	1.00	"	"	"	"	"	"
Bromochloromethane	"	ND	----	1.00	"	"	"	"	"	"
Bromodichloromethane	"	ND	----	1.00	"	"	"	"	"	"
Bromoform	"	ND	----	1.00	"	"	"	"	"	"
Bromomethane	"	ND	----	5.00	"	"	"	"	"	"
2-Butanone (MEK)	"	ND	----	10.0	"	"	"	"	"	"
n-Butylbenzene	"	ND	----	5.00	"	"	"	"	"	"
sec-Butylbenzene	"	ND	----	1.00	"	"	"	"	"	"
tert-Butylbenzene	"	ND	----	1.00	"	"	"	"	"	"
Carbon disulfide	"	ND	----	10.0	"	"	"	"	"	"
Carbon tetrachloride	"	ND	----	1.00	"	"	"	"	"	"
Chlorobenzene	"	ND	----	1.00	"	"	"	"	"	"

TestAmerica - Portland, OR

The results in this report apply to the samples analyzed in accordance with the chain of custody document. This analytical report shall not be reproduced except in full, without the written approval of the laboratory.

Sarah Rockwell

Sarah Rockwell, Project Manager



SLR-Portland	Project Name: Jeld Wen- Nord Door	Report Created:
1800 Blankenship Road Suite 440	Project Number: 008.0228.00013	11/30/06 17:59
West Linn, OR 97068	Project Manager: R. Scott Miller	

Volatile Organic Compounds per EPA Method 8260B
 TestAmerica - Portland, OR

Analyte	Method	Result	MDL*	MRL	Units	Dil	Batch	Prepared	Analyzed	Notes
PPK0741-05 (MW5-1106)		Water		Sampled: 11/14/06 17:00						
Chloroethane	EPA 8260B	ND	----	1.00	ug/l	1x	6110827	11/19/06 10:43	11/19/06 16:16	
Chloroform	"	ND	----	1.00	"	"	"	"	"	
Chloromethane	"	ND	----	5.00	"	"	"	"	"	
2-Chlorotoluene	"	ND	----	1.00	"	"	"	"	"	
4-Chlorotoluene	"	ND	----	1.00	"	"	"	"	"	
1,2-Dibromo-3-chloropropane	"	ND	----	5.00	"	"	"	"	"	
Dibromochloromethane	"	ND	----	1.00	"	"	"	"	"	
1,2-Dibromoethane	"	ND	----	1.00	"	"	"	"	"	
Dibromomethane	"	ND	----	1.00	"	"	"	"	"	
1,2-Dichlorobenzene	"	ND	----	1.00	"	"	"	"	"	
1,3-Dichlorobenzene	"	ND	----	1.00	"	"	"	"	"	
1,4-Dichlorobenzene	"	ND	----	1.00	"	"	"	"	"	
Dichlorodifluoromethane	"	ND	----	5.00	"	"	"	"	"	
1,1-Dichloroethane	"	ND	----	1.00	"	"	"	"	"	
1,2-Dichloroethane	"	ND	----	1.00	"	"	"	"	"	
1,1-Dichloroethene	"	ND	----	1.00	"	"	"	"	"	
cis-1,2-Dichloroethene	"	ND	----	1.00	"	"	"	"	"	
trans-1,2-Dichloroethene	"	ND	----	1.00	"	"	"	"	"	
1,2-Dichloropropane	"	ND	----	1.00	"	"	"	"	"	
1,3-Dichloropropane	"	ND	----	1.00	"	"	"	"	"	
2,2-Dichloropropane	"	ND	----	1.00	"	"	"	"	"	
1,1-Dichloropropene	"	ND	----	1.00	"	"	"	"	"	
cis-1,3-Dichloropropene	"	ND	----	1.00	"	"	"	"	"	
trans-1,3-Dichloropropene	"	ND	----	1.00	"	"	"	"	"	
Ethylbenzene	"	ND	----	1.00	"	"	"	"	"	
Hexachlorobutadiene	"	ND	----	4.00	"	"	"	"	"	
2-Hexanone	"	ND	----	10.0	"	"	"	"	"	
Isopropylbenzene	"	ND	----	2.00	"	"	"	"	"	
p-Isopropyltoluene	"	ND	----	2.00	"	"	"	"	"	
4-Methyl-2-pentanone	"	ND	----	5.00	"	"	"	"	"	
Methyl tert-butyl ether	"	ND	----	1.00	"	"	"	"	"	
Methylene chloride	"	ND	----	5.00	"	"	"	"	"	
Naphthalene	"	11.1	----	2.00	"	"	"	"	"	
n-Propylbenzene	"	ND	----	1.00	"	"	"	"	"	
Styrene	"	ND	----	1.00	"	"	"	"	"	
1,1,1,2-Tetrachloroethane	"	ND	----	1.00	"	"	"	"	"	
1,1,2,2-Tetrachloroethane	"	ND	----	1.00	"	"	"	"	"	
Tetrachloroethene	"	ND	----	1.00	"	"	"	"	"	
Toluene	"	4.12	----	1.00	"	"	"	"	"	
1,2,3-Trichlorobenzene	"	ND	----	1.00	"	"	"	"	"	
1,2,4-Trichlorobenzene	"	ND	----	1.00	"	"	"	"	"	
1,1,1-Trichloroethane	"	ND	----	1.00	"	"	"	"	"	
1,1,2-Trichloroethane	"	ND	----	1.00	"	"	"	"	"	

TestAmerica - Portland, OR

The results in this report apply to the samples analyzed in accordance with the chain of custody document. This analytical report shall not be reproduced except in full, without the written approval of the laboratory.

Sarah Rockwell

Sarah Rockwell, Project Manager



SLR-Portland	Project Name: Jeld Wen- Nord Door	
1800 Blankenship Road Suite 440	Project Number: 008.0228.00013	Report Created:
West Linn, OR 97068	Project Manager: R. Scott Miller	11/30/06 17:59

Volatile Organic Compounds per EPA Method 8260B
TestAmerica - Portland, OR

Analyte	Method	Result	MDL*	MRL	Units	Dil	Batch	Prepared	Analyzed	Notes
PPK0741-05 (MW5-1106)		Water					Sampled: 11/14/06 17:00			
Trichloroethene	EPA 8260B	ND	----	1.00	ug/l	1x	6110827	11/19/06 10:43	11/19/06 16:16	
Trichlorofluoromethane	"	ND	----	1.00	"	"	"	"	"	"
1,2,3-Trichloropropane	"	ND	----	1.00	"	"	"	"	"	"
1,2,4-Trimethylbenzene	"	ND	----	1.00	"	"	"	"	"	"
1,3,5-Trimethylbenzene	"	ND	----	1.00	"	"	"	"	"	"
Vinyl chloride	"	ND	----	1.00	"	"	"	"	"	"
o-Xylene	"	1.05	----	1.00	"	"	"	"	"	"
m,p-Xylene	"	ND	----	2.00	"	"	"	"	"	"
<i>Surrogate(s): 4-BFB</i>				<i>94.5%</i>						<i>80 - 120 %</i>
<i>1,2-DCA-d4</i>				<i>87.0%</i>						<i>80 - 120 %</i>
<i>Dibromofluoromethane</i>				<i>85.5%</i>						<i>80 - 120 %</i>
<i>Toluene-d8</i>				<i>91.5%</i>						<i>80 - 120 %</i>

TestAmerica - Portland, OR

The results in this report apply to the samples analyzed in accordance with the chain of custody document. This analytical report shall not be reproduced except in full, without the written approval of the laboratory.

Sarah Rockwell

Sarah Rockwell, Project Manager



SLR-Portland	Project Name: Jeld Wen- Nord Door	Report Created:
1800 Blankenship Road Suite 440	Project Number: 008.0228.00013	11/30/06 17:59
West Linn, OR 97068	Project Manager: R. Scott Miller	

Semivolatile Organic Compounds per EPA Method 8270C
TestAmerica - Portland, OR

Analyte	Method	Result	MDL*	MRL	Units	Dil	Batch	Prepared	Analyzed	Notes
PPK0741-01 (MW1-1106)		Water			Sampled: 11/14/06 12:15					
Carbazole	EPA 8270C	ND	----	4.95	ug/l	1x	6110803	11/17/06 17:30	11/22/06 00:02	
Acenaphthene	"	ND	----	4.95	"	"	"	"	"	
Acenaphthylene	"	ND	----	4.95	"	"	"	"	"	
Anthracene	"	ND	----	4.95	"	"	"	"	"	
Benzo (a) anthracene	"	ND	----	4.95	"	"	"	"	"	
Benzo (a) pyrene	"	ND	----	4.95	"	"	"	"	"	
Benzo (b) fluoranthene	"	ND	----	4.95	"	"	"	"	"	
Benzo (ghi) perylene	"	ND	----	4.95	"	"	"	"	"	
Benzo (k) fluoranthene	"	ND	----	4.95	"	"	"	"	"	
Benzoic Acid	"	ND	----	49.5	"	"	"	"	"	
Benzyl alcohol	"	ND	----	9.90	"	"	"	"	"	
4-Bromophenyl phenyl ether	"	ND	----	4.95	"	"	"	"	"	
Butyl benzyl phthalate	"	ND	----	4.95	"	"	"	"	"	
4-Chloro-3-methylphenol	"	ND	----	4.95	"	"	"	"	"	
4-Chloroaniline	"	ND	----	19.8	"	"	"	"	"	
Bis(2-chloroethoxy)methane	"	ND	----	9.90	"	"	"	"	"	
Bis(2-chloroethyl)ether	"	ND	----	4.95	"	"	"	"	"	
Bis(2-chloroisopropyl)ether	"	ND	----	9.90	"	"	"	"	"	
2-Chloronaphthalene	"	ND	----	4.95	"	"	"	"	"	
2-Chlorophenol	"	ND	----	4.95	"	"	"	"	"	
4-Chlorophenyl phenyl ether	"	ND	----	4.95	"	"	"	"	"	
Chrysene	"	ND	----	4.95	"	"	"	"	"	
Di-n-butyl phthalate	"	ND	----	4.95	"	"	"	"	"	
Di-n-octyl phthalate	"	ND	----	4.95	"	"	"	"	"	
Dibenzo (a,h) anthracene	"	ND	----	4.95	"	"	"	"	"	
Dibenzofuran	"	ND	----	4.95	"	"	"	"	"	
1,2-Dichlorobenzene	"	ND	----	4.95	"	"	"	"	"	
1,3-Dichlorobenzene	"	ND	----	4.95	"	"	"	"	"	
1,4-Dichlorobenzene	"	ND	----	4.95	"	"	"	"	"	
3,3'-Dichlorobenzidine	"	ND	----	4.95	"	"	"	"	"	
2,4-Dichlorophenol	"	ND	----	4.95	"	"	"	"	"	
Diethyl phthalate	"	ND	----	4.95	"	"	"	"	"	
2,4-Dimethylphenol	"	ND	----	9.90	"	"	"	"	"	
Dimethyl phthalate	"	ND	----	4.95	"	"	"	"	"	
4,6-Dinitro-2-methylphenol	"	ND	----	9.90	"	"	"	"	"	
2,4-Dinitrophenol	"	ND	----	24.8	"	"	"	"	"	
2,4-Dinitrotoluene	"	ND	----	4.95	"	"	"	"	"	
2,6-Dinitrotoluene	"	ND	----	4.95	"	"	"	"	"	
Bis(2-ethylhexyl)phthalate	"	ND	----	9.90	"	"	"	"	"	
Fluoranthene	"	ND	----	4.95	"	"	"	"	"	
Fluorene	"	ND	----	4.95	"	"	"	"	"	
Hexachlorobenzene	"	ND	----	4.95	"	"	"	"	"	
Hexachlorobutadiene	"	ND	----	9.90	"	"	"	"	"	

TestAmerica - Portland, OR

The results in this report apply to the samples analyzed in accordance with the chain of custody document. This analytical report shall not be reproduced except in full, without the written approval of the laboratory.

Sarah Rockwell

Sarah Rockwell, Project Manager



SLR-Portland	Project Name: Jeld Wen- Nord Door	
1800 Blankenship Road Suite 440	Project Number: 008.0228.00013	Report Created:
West Linn, OR 97068	Project Manager: R. Scott Miller	11/30/06 17:59

Semivolatile Organic Compounds per EPA Method 8270C
TestAmerica - Portland, OR

Analyte	Method	Result	MDL*	MRL	Units	Dil	Batch	Prepared	Analyzed	Notes
PPK0741-01 (MW1-1106)		Water			Sampled: 11/14/06 12:15					
Hexachlorocyclopentadiene	EPA 8270C	ND	----	9.90	ug/l	1x	6110803	11/17/06 17:30	11/22/06 00:02	
Hexachloroethane	"	ND	----	9.90	"	"	"	"	"	"
Indeno (1,2,3-cd) pyrene	"	ND	----	4.95	"	"	"	"	"	"
Isophorone	"	ND	----	4.95	"	"	"	"	"	"
2-Methylnaphthalene	"	ND	----	4.95	"	"	"	"	"	"
2-Methylphenol	"	ND	----	9.90	"	"	"	"	"	"
3-,4-Methylphenol	"	ND	----	4.95	"	"	"	"	"	"
Naphthalene	"	ND	----	4.95	"	"	"	"	"	"
2-Nitroaniline	"	ND	----	4.95	"	"	"	"	"	"
3-Nitroaniline	"	ND	----	9.90	"	"	"	"	"	"
4-Nitroaniline	"	ND	----	9.90	"	"	"	"	"	"
Nitrobenzene	"	ND	----	4.95	"	"	"	"	"	"
2-Nitrophenol	"	ND	----	4.95	"	"	"	"	"	"
4-Nitrophenol	"	ND	----	24.8	"	"	"	"	"	"
N-Nitrosodi-n-propylamine	"	ND	----	9.90	"	"	"	"	"	"
N-Nitrosodiphenylamine	"	ND	----	4.95	"	"	"	"	"	"
Pentachlorophenol	"	ND	----	9.90	"	"	"	"	"	"
Phenanthrene	"	ND	----	4.95	"	"	"	"	"	"
Phenol	"	ND	----	4.95	"	"	"	"	"	"
Pyrene	"	ND	----	4.95	"	"	"	"	"	"
1,2,4-Trichlorobenzene	"	ND	----	4.95	"	"	"	"	"	"
2,4,5-Trichlorophenol	"	ND	----	4.95	"	"	"	"	"	"
2,4,6-Trichlorophenol	"	ND	----	4.95	"	"	"	"	"	"
<i>Surrogate(s):</i>										
	<i>2-Fluorobiphenyl</i>			<i>85.3%</i>						<i>22 - 120 %</i>
	<i>2-Fluorophenol</i>			<i>73.8%</i>						<i>5 - 120 %</i>
	<i>Nitrobenzene-d5</i>			<i>95.8%</i>						<i>26 - 127 %</i>
	<i>Phenol-d6</i>			<i>73.2%</i>						<i>4 - 121 %</i>
	<i>p-Terphenyl-d14</i>			<i>90.8%</i>						<i>37 - 130 %</i>
	<i>2,4,6-Tribromophenol</i>			<i>94.6%</i>						<i>21 - 129 %</i>

TestAmerica - Portland, OR

The results in this report apply to the samples analyzed in accordance with the chain of custody document. This analytical report shall not be reproduced except in full, without the written approval of the laboratory.

Sarah Rockwell

Sarah Rockwell, Project Manager



SLR-Portland	Project Name: Jeld Wen- Nord Door	Report Created:
1800 Blankenship Road Suite 440	Project Number: 008.0228.00013	11/30/06 17:59
West Linn, OR 97068	Project Manager: R. Scott Miller	

Semivolatile Organic Compounds per EPA Method 8270C
TestAmerica - Portland, OR

Analyte	Method	Result	MDL*	MRL	Units	Dil	Batch	Prepared	Analyzed	Notes
PPK0741-02 (MW4-1106)		Water			Sampled: 11/14/06 13:20					
Carbazole	EPA 8270C	ND	----	4.90	ug/l	1x	6110803	11/17/06 17:30	11/22/06 00:47	
Acenaphthene	"	ND	----	4.90	"	"	"	"	"	
Acenaphthylene	"	ND	----	4.90	"	"	"	"	"	
Anthracene	"	ND	----	4.90	"	"	"	"	"	
Benzo (a) anthracene	"	ND	----	4.90	"	"	"	"	"	
Benzo (a) pyrene	"	ND	----	4.90	"	"	"	"	"	
Benzo (b) fluoranthene	"	ND	----	4.90	"	"	"	"	"	
Benzo (ghi) perylene	"	ND	----	4.90	"	"	"	"	"	
Benzo (k) fluoranthene	"	ND	----	4.90	"	"	"	"	"	
Benzoic Acid	"	ND	----	49.0	"	"	"	"	"	
Benzyl alcohol	"	ND	----	9.80	"	"	"	"	"	
4-Bromophenyl phenyl ether	"	ND	----	4.90	"	"	"	"	"	
Butyl benzyl phthalate	"	ND	----	4.90	"	"	"	"	"	
4-Chloro-3-methylphenol	"	ND	----	4.90	"	"	"	"	"	
4-Chloroaniline	"	ND	----	19.6	"	"	"	"	"	
Bis(2-chloroethoxy)methane	"	ND	----	9.80	"	"	"	"	"	
Bis(2-chloroethyl)ether	"	ND	----	4.90	"	"	"	"	"	
Bis(2-chloroisopropyl)ether	"	ND	----	9.80	"	"	"	"	"	
2-Chloronaphthalene	"	ND	----	4.90	"	"	"	"	"	
2-Chlorophenol	"	ND	----	4.90	"	"	"	"	"	
4-Chlorophenyl phenyl ether	"	ND	----	4.90	"	"	"	"	"	
Chrysene	"	ND	----	4.90	"	"	"	"	"	
Di-n-butyl phthalate	"	ND	----	4.90	"	"	"	"	"	
Di-n-octyl phthalate	"	ND	----	4.90	"	"	"	"	"	
Dibenzo (a,h) anthracene	"	ND	----	4.90	"	"	"	"	"	
Dibenzofuran	"	ND	----	4.90	"	"	"	"	"	
1,2-Dichlorobenzene	"	ND	----	4.90	"	"	"	"	"	
1,3-Dichlorobenzene	"	ND	----	4.90	"	"	"	"	"	
1,4-Dichlorobenzene	"	ND	----	4.90	"	"	"	"	"	
3,3'-Dichlorobenzidine	"	ND	----	4.90	"	"	"	"	"	
2,4-Dichlorophenol	"	ND	----	4.90	"	"	"	"	"	
Diethyl phthalate	"	ND	----	4.90	"	"	"	"	"	
2,4-Dimethylphenol	"	ND	----	9.80	"	"	"	"	"	
Dimethyl phthalate	"	ND	----	4.90	"	"	"	"	"	
4,6-Dinitro-2-methylphenol	"	ND	----	9.80	"	"	"	"	"	
2,4-Dinitrophenol	"	ND	----	24.5	"	"	"	"	"	
2,4-Dinitrotoluene	"	ND	----	4.90	"	"	"	"	"	
2,6-Dinitrotoluene	"	ND	----	4.90	"	"	"	"	"	
Bis(2-ethylhexyl)phthalate	"	ND	----	9.80	"	"	"	"	"	
Fluoranthene	"	ND	----	4.90	"	"	"	"	"	
Fluorene	"	ND	----	4.90	"	"	"	"	"	
Hexachlorobenzene	"	ND	----	4.90	"	"	"	"	"	
Hexachlorobutadiene	"	ND	----	9.80	"	"	"	"	"	

TestAmerica - Portland, OR

The results in this report apply to the samples analyzed in accordance with the chain of custody document. This analytical report shall not be reproduced except in full, without the written approval of the laboratory.

Sarah Rockwell

Sarah Rockwell, Project Manager



SLR-Portland	Project Name: Jeld Wen- Nord Door	
1800 Blankenship Road Suite 440	Project Number: 008.0228.00013	Report Created:
West Linn, OR 97068	Project Manager: R. Scott Miller	11/30/06 17:59

Semivolatile Organic Compounds per EPA Method 8270C
TestAmerica - Portland, OR

Analyte	Method	Result	MDL*	MRL	Units	Dil	Batch	Prepared	Analyzed	Notes
PPK0741-02 (MW4-1106)		Water								
		Sampled: 11/14/06 13:20								
Hexachlorocyclopentadiene	EPA 8270C	ND	----	9.80	ug/l	1x	6110803	11/17/06 17:30	11/22/06 00:47	
Hexachloroethane	"	ND	----	9.80	"	"	"	"	"	"
Indeno (1,2,3-cd) pyrene	"	ND	----	4.90	"	"	"	"	"	"
Isophorone	"	ND	----	4.90	"	"	"	"	"	"
2-Methylnaphthalene	"	ND	----	4.90	"	"	"	"	"	"
2-Methylphenol	"	ND	----	9.80	"	"	"	"	"	"
3-,4-Methylphenol	"	ND	----	4.90	"	"	"	"	"	"
Naphthalene	"	ND	----	4.90	"	"	"	"	"	"
2-Nitroaniline	"	ND	----	4.90	"	"	"	"	"	"
3-Nitroaniline	"	ND	----	9.80	"	"	"	"	"	"
4-Nitroaniline	"	ND	----	9.80	"	"	"	"	"	"
Nitrobenzene	"	ND	----	4.90	"	"	"	"	"	"
2-Nitrophenol	"	ND	----	4.90	"	"	"	"	"	"
4-Nitrophenol	"	ND	----	24.5	"	"	"	"	"	"
N-Nitrosodi-n-propylamine	"	ND	----	9.80	"	"	"	"	"	"
N-Nitrosodiphenylamine	"	ND	----	4.90	"	"	"	"	"	"
Pentachlorophenol	"	ND	----	9.80	"	"	"	"	"	"
Phenanthrene	"	ND	----	4.90	"	"	"	"	"	"
Phenol	"	ND	----	4.90	"	"	"	"	"	"
Pyrene	"	ND	----	4.90	"	"	"	"	"	"
1,2,4-Trichlorobenzene	"	ND	----	4.90	"	"	"	"	"	"
2,4,5-Trichlorophenol	"	ND	----	4.90	"	"	"	"	"	"
2,4,6-Trichlorophenol	"	ND	----	4.90	"	"	"	"	"	"
<i>Surrogate(s): 2-Fluorobiphenyl</i>			83.3%		22 - 120 %	"				"
<i>2-Fluorophenol</i>			76.2%		5 - 120 %	"				"
<i>Nitrobenzene-d5</i>			93.7%		26 - 127 %	"				"
<i>Phenol-d6</i>			74.8%		4 - 121 %	"				"
<i>p-Terphenyl-d14</i>			94.7%		37 - 130 %	"				"
<i>2,4,6-Tribromophenol</i>			92.5%		21 - 129 %	"				"

TestAmerica - Portland, OR

The results in this report apply to the samples analyzed in accordance with the chain of custody document. This analytical report shall not be reproduced except in full, without the written approval of the laboratory.

Sarah Rockwell

Sarah Rockwell, Project Manager



SLR-Portland	Project Name: Jeld Wen- Nord Door	Report Created:
1800 Blankenship Road Suite 440	Project Number: 008.0228.00013	11/30/06 17:59
West Linn, OR 97068	Project Manager: R. Scott Miller	

Semivolatile Organic Compounds per EPA Method 8270C
TestAmerica - Portland, OR

Analyte	Method	Result	MDL*	MRL	Units	Dil	Batch	Prepared	Analyzed	Notes
PPK0741-03 (MW3-1106)		Water		Sampled: 11/14/06 14:30						
Carbazole	EPA 8270C	ND	----	4.90	ug/l	1x	6110803	11/17/06 17:30	11/22/06 01:33	
Acenaphthene	"	ND	----	4.90	"	"	"	"	"	
Acenaphthylene	"	ND	----	4.90	"	"	"	"	"	
Anthracene	"	ND	----	4.90	"	"	"	"	"	
Benzo (a) anthracene	"	ND	----	4.90	"	"	"	"	"	
Benzo (a) pyrene	"	ND	----	4.90	"	"	"	"	"	
Benzo (b) fluoranthene	"	ND	----	4.90	"	"	"	"	"	
Benzo (ghi) perylene	"	ND	----	4.90	"	"	"	"	"	
Benzo (k) fluoranthene	"	ND	----	4.90	"	"	"	"	"	
Benzoic Acid	"	ND	----	49.0	"	"	"	"	"	
Benzyl alcohol	"	ND	----	9.80	"	"	"	"	"	
4-Bromophenyl phenyl ether	"	ND	----	4.90	"	"	"	"	"	
Butyl benzyl phthalate	"	ND	----	4.90	"	"	"	"	"	
4-Chloro-3-methylphenol	"	ND	----	4.90	"	"	"	"	"	
4-Chloroaniline	"	ND	----	19.6	"	"	"	"	"	
Bis(2-chloroethoxy)methane	"	ND	----	9.80	"	"	"	"	"	
Bis(2-chloroethyl)ether	"	ND	----	4.90	"	"	"	"	"	
Bis(2-chloroisopropyl)ether	"	ND	----	9.80	"	"	"	"	"	
2-Chloronaphthalene	"	ND	----	4.90	"	"	"	"	"	
2-Chlorophenol	"	ND	----	4.90	"	"	"	"	"	
4-Chlorophenyl phenyl ether	"	ND	----	4.90	"	"	"	"	"	
Chrysene	"	ND	----	4.90	"	"	"	"	"	
Di-n-butyl phthalate	"	ND	----	4.90	"	"	"	"	"	
Di-n-octyl phthalate	"	ND	----	4.90	"	"	"	"	"	
Dibenzo (a,h) anthracene	"	ND	----	4.90	"	"	"	"	"	
Dibenzofuran	"	ND	----	4.90	"	"	"	"	"	
1,2-Dichlorobenzene	"	ND	----	4.90	"	"	"	"	"	
1,3-Dichlorobenzene	"	ND	----	4.90	"	"	"	"	"	
1,4-Dichlorobenzene	"	ND	----	4.90	"	"	"	"	"	
3,3'-Dichlorobenzidine	"	ND	----	4.90	"	"	"	"	"	
2,4-Dichlorophenol	"	ND	----	4.90	"	"	"	"	"	
Diethyl phthalate	"	ND	----	4.90	"	"	"	"	"	
2,4-Dimethylphenol	"	ND	----	9.80	"	"	"	"	"	
Dimethyl phthalate	"	ND	----	4.90	"	"	"	"	"	
4,6-Dinitro-2-methylphenol	"	ND	----	9.80	"	"	"	"	"	
2,4-Dinitrophenol	"	ND	----	24.5	"	"	"	"	"	
2,4-Dinitrotoluene	"	ND	----	4.90	"	"	"	"	"	
2,6-Dinitrotoluene	"	ND	----	4.90	"	"	"	"	"	
Bis(2-ethylhexyl)phthalate	"	ND	----	9.80	"	"	"	"	"	
Fluoranthene	"	ND	----	4.90	"	"	"	"	"	
Fluorene	"	ND	----	4.90	"	"	"	"	"	
Hexachlorobenzene	"	ND	----	4.90	"	"	"	"	"	
Hexachlorobutadiene	"	ND	----	9.80	"	"	"	"	"	

TestAmerica - Portland, OR

The results in this report apply to the samples analyzed in accordance with the chain of custody document. This analytical report shall not be reproduced except in full, without the written approval of the laboratory.

Sarah Rockwell

Sarah Rockwell, Project Manager



SLR-Portland	Project Name: Jeld Wen- Nord Door	
1800 Blankenship Road Suite 440	Project Number: 008.0228.00013	Report Created:
West Linn, OR 97068	Project Manager: R. Scott Miller	11/30/06 17:59

Semivolatile Organic Compounds per EPA Method 8270C
TestAmerica - Portland, OR

Analyte	Method	Result	MDL*	MRL	Units	Dil	Batch	Prepared	Analyzed	Notes
PPK0741-03 (MW3-1106)		Water								
		Sampled: 11/14/06 14:30								
Hexachlorocyclopentadiene	EPA 8270C	ND	----	9.80	ug/l	1x	6110803	11/17/06 17:30	11/22/06 01:33	
Hexachloroethane	"	ND	----	9.80	"	"	"	"	"	
Indeno (1,2,3-cd) pyrene	"	ND	----	4.90	"	"	"	"	"	
Isophorone	"	ND	----	4.90	"	"	"	"	"	
2-Methylnaphthalene	"	ND	----	4.90	"	"	"	"	"	
2-Methylphenol	"	ND	----	9.80	"	"	"	"	"	
3-,4-Methylphenol	"	ND	----	4.90	"	"	"	"	"	
Naphthalene	"	ND	----	4.90	"	"	"	"	"	
2-Nitroaniline	"	ND	----	4.90	"	"	"	"	"	
3-Nitroaniline	"	ND	----	9.80	"	"	"	"	"	
4-Nitroaniline	"	ND	----	9.80	"	"	"	"	"	
Nitrobenzene	"	ND	----	4.90	"	"	"	"	"	
2-Nitrophenol	"	ND	----	4.90	"	"	"	"	"	
4-Nitrophenol	"	ND	----	24.5	"	"	"	"	"	
N-Nitrosodi-n-propylamine	"	ND	----	9.80	"	"	"	"	"	
N-Nitrosodiphenylamine	"	ND	----	4.90	"	"	"	"	"	
Pentachlorophenol	"	ND	----	9.80	"	"	"	"	"	
Phenanthrene	"	ND	----	4.90	"	"	"	"	"	
Phenol	"	ND	----	4.90	"	"	"	"	"	
Pyrene	"	ND	----	4.90	"	"	"	"	"	
1,2,4-Trichlorobenzene	"	ND	----	4.90	"	"	"	"	"	
2,4,5-Trichlorophenol	"	ND	----	4.90	"	"	"	"	"	
2,4,6-Trichlorophenol	"	ND	----	4.90	"	"	"	"	"	
<i>Surrogate(s): 2-Fluorobiphenyl</i>				86.4%		22 - 120 %	"			"
<i>2-Fluorophenol</i>				70.1%		5 - 120 %	"			"
<i>Nitrobenzene-d5</i>				89.3%		26 - 127 %	"			"
<i>Phenol-d6</i>				70.7%		4 - 121 %	"			"
<i>p-Terphenyl-d14</i>				96.2%		37 - 130 %	"			"
<i>2,4,6-Tribromophenol</i>				86.4%		21 - 129 %	"			"

TestAmerica - Portland, OR

The results in this report apply to the samples analyzed in accordance with the chain of custody document. This analytical report shall not be reproduced except in full, without the written approval of the laboratory.

Sarah Rockwell

Sarah Rockwell, Project Manager



SLR-Portland	Project Name: Jeld Wen- Nord Door	Report Created:
1800 Blankenship Road Suite 440	Project Number: 008.0228.00013	11/30/06 17:59
West Linn, OR 97068	Project Manager: R. Scott Miller	

Semivolatile Organic Compounds per EPA Method 8270C
TestAmerica - Portland, OR

Analyte	Method	Result	MDL*	MRL	Units	Dil	Batch	Prepared	Analyzed	Notes
PPK0741-04 (MW2-1106)		Water			Sampled: 11/14/06 15:30					
Carbazole	EPA 8270C	ND	----	4.90	ug/l	1x	6110803	11/17/06 17:30	11/22/06 02:18	
Acenaphthene	"	ND	----	4.90	"	"	"	"	"	
Acenaphthylene	"	ND	----	4.90	"	"	"	"	"	
Anthracene	"	ND	----	4.90	"	"	"	"	"	
Benzo (a) anthracene	"	ND	----	4.90	"	"	"	"	"	
Benzo (a) pyrene	"	ND	----	4.90	"	"	"	"	"	
Benzo (b) fluoranthene	"	ND	----	4.90	"	"	"	"	"	
Benzo (ghi) perylene	"	ND	----	4.90	"	"	"	"	"	
Benzo (k) fluoranthene	"	ND	----	4.90	"	"	"	"	"	
Benzoic Acid	"	ND	----	49.0	"	"	"	"	"	
Benzyl alcohol	"	ND	----	9.80	"	"	"	"	"	
4-Bromophenyl phenyl ether	"	ND	----	4.90	"	"	"	"	"	
Butyl benzyl phthalate	"	ND	----	4.90	"	"	"	"	"	
4-Chloro-3-methylphenol	"	ND	----	4.90	"	"	"	"	"	
4-Chloroaniline	"	ND	----	19.6	"	"	"	"	"	
Bis(2-chloroethoxy)methane	"	ND	----	9.80	"	"	"	"	"	
Bis(2-chloroethyl)ether	"	ND	----	4.90	"	"	"	"	"	
Bis(2-chloroisopropyl)ether	"	ND	----	9.80	"	"	"	"	"	
2-Chloronaphthalene	"	ND	----	4.90	"	"	"	"	"	
2-Chlorophenol	"	ND	----	4.90	"	"	"	"	"	
4-Chlorophenyl phenyl ether	"	ND	----	4.90	"	"	"	"	"	
Chrysene	"	ND	----	4.90	"	"	"	"	"	
Di-n-butyl phthalate	"	ND	----	4.90	"	"	"	"	"	
Di-n-octyl phthalate	"	ND	----	4.90	"	"	"	"	"	
Dibenzo (a,h) anthracene	"	ND	----	4.90	"	"	"	"	"	
Dibenzofuran	"	ND	----	4.90	"	"	"	"	"	
1,2-Dichlorobenzene	"	ND	----	4.90	"	"	"	"	"	
1,3-Dichlorobenzene	"	ND	----	4.90	"	"	"	"	"	
1,4-Dichlorobenzene	"	ND	----	4.90	"	"	"	"	"	
3,3'-Dichlorobenzidine	"	ND	----	4.90	"	"	"	"	"	
2,4-Dichlorophenol	"	ND	----	4.90	"	"	"	"	"	
Diethyl phthalate	"	ND	----	4.90	"	"	"	"	"	
2,4-Dimethylphenol	"	ND	----	9.80	"	"	"	"	"	
Dimethyl phthalate	"	ND	----	4.90	"	"	"	"	"	
4,6-Dinitro-2-methylphenol	"	ND	----	9.80	"	"	"	"	"	
2,4-Dinitrophenol	"	ND	----	24.5	"	"	"	"	"	
2,4-Dinitrotoluene	"	ND	----	4.90	"	"	"	"	"	
2,6-Dinitrotoluene	"	ND	----	4.90	"	"	"	"	"	
Bis(2-ethylhexyl)phthalate	"	ND	----	9.80	"	"	"	"	"	
Fluoranthene	"	ND	----	4.90	"	"	"	"	"	
Fluorene	"	ND	----	4.90	"	"	"	"	"	
Hexachlorobenzene	"	ND	----	4.90	"	"	"	"	"	
Hexachlorobutadiene	"	ND	----	9.80	"	"	"	"	"	

TestAmerica - Portland, OR

The results in this report apply to the samples analyzed in accordance with the chain of custody document. This analytical report shall not be reproduced except in full, without the written approval of the laboratory.

Sarah Rockwell

Sarah Rockwell, Project Manager



SLR-Portland	Project Name: Jeld Wen- Nord Door	
1800 Blankenship Road Suite 440	Project Number: 008.0228.00013	Report Created:
West Linn, OR 97068	Project Manager: R. Scott Miller	11/30/06 17:59

Semivolatile Organic Compounds per EPA Method 8270C
TestAmerica - Portland, OR

Analyte	Method	Result	MDL*	MRL	Units	Dil	Batch	Prepared	Analyzed	Notes
PPK0741-04 (MW2-1106)		Water								
		Sampled: 11/14/06 15:30								
Hexachlorocyclopentadiene	EPA 8270C	ND	----	9.80	ug/l	1x	6110803	11/17/06 17:30	11/22/06 02:18	
Hexachloroethane	"	ND	----	9.80	"	"	"	"	"	"
Indeno (1,2,3-cd) pyrene	"	ND	----	4.90	"	"	"	"	"	"
Isophorone	"	ND	----	4.90	"	"	"	"	"	"
2-Methylnaphthalene	"	ND	----	4.90	"	"	"	"	"	"
2-Methylphenol	"	ND	----	9.80	"	"	"	"	"	"
3-,4-Methylphenol	"	ND	----	4.90	"	"	"	"	"	"
Naphthalene	"	ND	----	4.90	"	"	"	"	"	"
2-Nitroaniline	"	ND	----	4.90	"	"	"	"	"	"
3-Nitroaniline	"	ND	----	9.80	"	"	"	"	"	"
4-Nitroaniline	"	ND	----	9.80	"	"	"	"	"	"
Nitrobenzene	"	ND	----	4.90	"	"	"	"	"	"
2-Nitrophenol	"	ND	----	4.90	"	"	"	"	"	"
4-Nitrophenol	"	ND	----	24.5	"	"	"	"	"	"
N-Nitrosodi-n-propylamine	"	ND	----	9.80	"	"	"	"	"	"
N-Nitrosodiphenylamine	"	ND	----	4.90	"	"	"	"	"	"
Pentachlorophenol	"	ND	----	9.80	"	"	"	"	"	"
Phenanthrene	"	ND	----	4.90	"	"	"	"	"	"
Phenol	"	ND	----	4.90	"	"	"	"	"	"
Pyrene	"	ND	----	4.90	"	"	"	"	"	"
1,2,4-Trichlorobenzene	"	ND	----	4.90	"	"	"	"	"	"
2,4,5-Trichlorophenol	"	ND	----	4.90	"	"	"	"	"	"
2,4,6-Trichlorophenol	"	ND	----	4.90	"	"	"	"	"	"
<i>Surrogate(s): 2-Fluorobiphenyl</i>				87.6%		22 - 120 %	"			"
<i>2-Fluorophenol</i>				83.0%		5 - 120 %	"			"
<i>Nitrobenzene-d5</i>				94.8%		26 - 127 %	"			"
<i>Phenol-d6</i>				86.4%		4 - 121 %	"			"
<i>p-Terphenyl-d14</i>				98.4%		37 - 130 %	"			"
<i>2,4,6-Tribromophenol</i>				96.6%		21 - 129 %	"			"

TestAmerica - Portland, OR

The results in this report apply to the samples analyzed in accordance with the chain of custody document. This analytical report shall not be reproduced except in full, without the written approval of the laboratory.

Sarah Rockwell

Sarah Rockwell, Project Manager



SLR-Portland	Project Name: Jeld Wen- Nord Door	Report Created:
1800 Blankenship Road Suite 440	Project Number: 008.0228.00013	11/30/06 17:59
West Linn, OR 97068	Project Manager: R. Scott Miller	

Semivolatile Organic Compounds per EPA Method 8270C
TestAmerica - Portland, OR

Analyte	Method	Result	MDL*	MRL	Units	Dil	Batch	Prepared	Analyzed	Notes
PPK0741-05 (MW5-1106)		Water			Sampled: 11/14/06 17:00					
Carbazole	EPA 8270C	ND	----	4.90	ug/l	1x	6110803	11/17/06 17:30	11/21/06 23:16	
Acenaphthene	"	ND	----	4.90	"	"	"	"	"	
Acenaphthylene	"	ND	----	4.90	"	"	"	"	"	
Anthracene	"	ND	----	4.90	"	"	"	"	"	
Benzo (a) anthracene	"	ND	----	4.90	"	"	"	"	"	
Benzo (a) pyrene	"	ND	----	4.90	"	"	"	"	"	
Benzo (b) fluoranthene	"	ND	----	4.90	"	"	"	"	"	
Benzo (ghi) perylene	"	ND	----	4.90	"	"	"	"	"	
Benzo (k) fluoranthene	"	ND	----	4.90	"	"	"	"	"	
Benzoic Acid	"	ND	----	49.0	"	"	"	"	"	
Benzyl alcohol	"	ND	----	9.80	"	"	"	"	"	
4-Bromophenyl phenyl ether	"	ND	----	4.90	"	"	"	"	"	
Butyl benzyl phthalate	"	ND	----	4.90	"	"	"	"	"	
4-Chloro-3-methylphenol	"	ND	----	4.90	"	"	"	"	"	
4-Chloroaniline	"	ND	----	19.6	"	"	"	"	"	
Bis(2-chloroethoxy)methane	"	ND	----	9.80	"	"	"	"	"	
Bis(2-chloroethyl)ether	"	ND	----	4.90	"	"	"	"	"	
Bis(2-chloroisopropyl)ether	"	ND	----	9.80	"	"	"	"	"	
2-Chloronaphthalene	"	ND	----	4.90	"	"	"	"	"	
2-Chlorophenol	"	ND	----	4.90	"	"	"	"	"	
4-Chlorophenyl phenyl ether	"	ND	----	4.90	"	"	"	"	"	
Chrysene	"	ND	----	4.90	"	"	"	"	"	
Di-n-butyl phthalate	"	ND	----	4.90	"	"	"	"	"	
Di-n-octyl phthalate	"	ND	----	4.90	"	"	"	"	"	
Dibenzo (a,h) anthracene	"	ND	----	4.90	"	"	"	"	"	
Dibenzofuran	"	ND	----	4.90	"	"	"	"	"	
1,2-Dichlorobenzene	"	ND	----	4.90	"	"	"	"	"	
1,3-Dichlorobenzene	"	ND	----	4.90	"	"	"	"	"	
1,4-Dichlorobenzene	"	ND	----	4.90	"	"	"	"	"	
3,3'-Dichlorobenzidine	"	ND	----	4.90	"	"	"	"	"	
2,4-Dichlorophenol	"	ND	----	4.90	"	"	"	"	"	
Diethyl phthalate	"	ND	----	4.90	"	"	"	"	"	
2,4-Dimethylphenol	"	ND	----	9.80	"	"	"	"	"	
Dimethyl phthalate	"	ND	----	4.90	"	"	"	"	"	
4,6-Dinitro-2-methylphenol	"	ND	----	9.80	"	"	"	"	"	
2,4-Dinitrophenol	"	ND	----	24.5	"	"	"	"	"	
2,4-Dinitrotoluene	"	ND	----	4.90	"	"	"	"	"	
2,6-Dinitrotoluene	"	ND	----	4.90	"	"	"	"	"	
Bis(2-ethylhexyl)phthalate	"	ND	----	9.80	"	"	"	"	"	
Fluoranthene	"	ND	----	4.90	"	"	"	"	"	
Fluorene	"	ND	----	4.90	"	"	"	"	"	
Hexachlorobenzene	"	ND	----	4.90	"	"	"	"	"	
Hexachlorobutadiene	"	ND	----	9.80	"	"	"	"	"	

TestAmerica - Portland, OR

The results in this report apply to the samples analyzed in accordance with the chain of custody document. This analytical report shall not be reproduced except in full, without the written approval of the laboratory.

Sarah Rockwell

Sarah Rockwell, Project Manager



SLR-Portland	Project Name: Jeld Wen- Nord Door	Report Created:
1800 Blankenship Road Suite 440	Project Number: 008.0228.00013	11/30/06 17:59
West Linn, OR 97068	Project Manager: R. Scott Miller	

Semivolatile Organic Compounds per EPA Method 8270C
TestAmerica - Portland, OR

Analyte	Method	Result	MDL*	MRL	Units	Dil	Batch	Prepared	Analyzed	Notes
PPK0741-05 (MW5-1106)		Water								
		Sampled: 11/14/06 17:00								
Hexachlorocyclopentadiene	EPA 8270C	ND	----	9.80	ug/l	1x	6110803	11/17/06 17:30	11/21/06 23:16	
Hexachloroethane	"	ND	----	9.80	"	"	"	"	"	"
Indeno (1,2,3-cd) pyrene	"	ND	----	4.90	"	"	"	"	"	"
Isophorone	"	ND	----	4.90	"	"	"	"	"	"
2-Methylnaphthalene	"	ND	----	4.90	"	"	"	"	"	"
2-Methylphenol	"	ND	----	9.80	"	"	"	"	"	"
3-,4-Methylphenol	"	ND	----	4.90	"	"	"	"	"	"
Naphthalene	"	ND	----	4.90	"	"	"	"	"	"
2-Nitroaniline	"	ND	----	4.90	"	"	"	"	"	"
3-Nitroaniline	"	ND	----	9.80	"	"	"	"	"	"
4-Nitroaniline	"	ND	----	9.80	"	"	"	"	"	"
Nitrobenzene	"	ND	----	4.90	"	"	"	"	"	"
2-Nitrophenol	"	ND	----	4.90	"	"	"	"	"	"
4-Nitrophenol	"	ND	----	24.5	"	"	"	"	"	"
N-Nitrosodi-n-propylamine	"	ND	----	9.80	"	"	"	"	"	"
N-Nitrosodiphenylamine	"	ND	----	4.90	"	"	"	"	"	"
Pentachlorophenol	"	ND	----	9.80	"	"	"	"	"	"
Phenanthrene	"	ND	----	4.90	"	"	"	"	"	"
Phenol	"	ND	----	4.90	"	"	"	"	"	"
Pyrene	"	ND	----	4.90	"	"	"	"	"	"
1,2,4-Trichlorobenzene	"	ND	----	4.90	"	"	"	"	"	"
2,4,5-Trichlorophenol	"	ND	----	4.90	"	"	"	"	"	"
2,4,6-Trichlorophenol	"	ND	----	4.90	"	"	"	"	"	"
<i>Surrogate(s): 2-Fluorobiphenyl</i>				88.2%		22 - 120 %	"			"
<i>2-Fluorophenol</i>				81.0%		5 - 120 %	"			"
<i>Nitrobenzene-d5</i>				90.7%		26 - 127 %	"			"
<i>Phenol-d6</i>				85.7%		4 - 121 %	"			"
<i>p-Terphenyl-d14</i>				102%		37 - 130 %	"			"
<i>2,4,6-Tribromophenol</i>				105%		21 - 129 %	"			"

TestAmerica - Portland, OR

The results in this report apply to the samples analyzed in accordance with the chain of custody document. This analytical report shall not be reproduced except in full, without the written approval of the laboratory.

Sarah Rockwell

Sarah Rockwell, Project Manager



SLR-Portland	Project Name: Jeld Wen- Nord Door	
1800 Blankenship Road Suite 440	Project Number: 008.0228.00013	Report Created:
West Linn, OR 97068	Project Manager: R. Scott Miller	11/30/06 17:59

Hydrocarbon Identification per NW-TPH Methodology - Laboratory Quality Control Results
 TestAmerica - Portland, OR

QC Batch: 6110759 **Water Preparation Method: EPA 3510 Fuels**

Analyte	Method	Result	MDL*	MRL	Units	Dil	Source Result	Spike Amt	% REC	(Limits)	% RPD	(Limits)	Analyzed	Notes
Blank (6110759-BLK1)										Extracted: 11/17/06 11:20				
Gasoline Range Hydrocarbons	NWTPH HCID	ND	---	0.125	mg/l	1x	--	--	--	--	--	--	11/21/06 16:02	
Diesel Range Hydrocarbons	"	ND	---	0.315	"	"	--	--	--	--	--	--	"	
Heavy Oil Range Hydrocarbons	"	ND	---	0.315	"	"	--	--	--	--	--	--	"	
<i>Surrogate(s): 1-Chlorooctadecane</i>		<i>Recovery: 119%</i>		<i>Limits: 50-150%</i>		"						<i>11/21/06 16:02</i>		

TestAmerica - Portland, OR

The results in this report apply to the samples analyzed in accordance with the chain of custody document. This analytical report shall not be reproduced except in full, without the written approval of the laboratory.

Sarah Rockwell

Sarah Rockwell, Project Manager



SLR-Portland	Project Name: Jeld Wen- Nord Door	Report Created:
1800 Blankenship Road Suite 440	Project Number: 008.0228.00013	11/30/06 17:59
West Linn, OR 97068	Project Manager: R. Scott Miller	

Volatile Organic Compounds per EPA Method 8260B - Laboratory Quality Control Results
 TestAmerica - Portland, OR

QC Batch: 6110827 **Water Preparation Method: EPA 5030B**

Analyte	Method	Result	MDL*	MRL	Units	Dil	Source Result	Spike Amt	% REC	(Limits)	% RPD	(Limits)	Analyzed	Notes
Blank (6110827-BLK1)										Extracted: 11/19/06 09:43				
Acetone	EPA 8260B	ND	---	25.0	ug/l	1x	--	--	--	--	--	--	11/19/06 12:33	
Benzene	"	ND	---	1.00	"	"	--	--	--	--	--	--	"	
Bromobenzene	"	ND	---	1.00	"	"	--	--	--	--	--	--	"	
Bromochloromethane	"	ND	---	1.00	"	"	--	--	--	--	--	--	"	
Bromodichloromethane	"	ND	---	1.00	"	"	--	--	--	--	--	--	"	
Bromoform	"	ND	---	1.00	"	"	--	--	--	--	--	--	"	
Bromomethane	"	ND	---	5.00	"	"	--	--	--	--	--	--	"	
2-Butanone (MEK)	"	ND	---	10.0	"	"	--	--	--	--	--	--	"	
n-Butylbenzene	"	ND	---	5.00	"	"	--	--	--	--	--	--	"	
sec-Butylbenzene	"	ND	---	1.00	"	"	--	--	--	--	--	--	"	
tert-Butylbenzene	"	ND	---	1.00	"	"	--	--	--	--	--	--	"	
Carbon disulfide	"	ND	---	10.0	"	"	--	--	--	--	--	--	"	
Carbon tetrachloride	"	ND	---	1.00	"	"	--	--	--	--	--	--	"	
Chlorobenzene	"	ND	---	1.00	"	"	--	--	--	--	--	--	"	
Chloroethane	"	ND	---	1.00	"	"	--	--	--	--	--	--	"	
Chloroform	"	ND	---	1.00	"	"	--	--	--	--	--	--	"	
Chloromethane	"	ND	---	5.00	"	"	--	--	--	--	--	--	"	
2-Chlorotoluene	"	ND	---	1.00	"	"	--	--	--	--	--	--	"	
4-Chlorotoluene	"	ND	---	1.00	"	"	--	--	--	--	--	--	"	
1,2-Dibromo-3-chloropropane	"	ND	---	5.00	"	"	--	--	--	--	--	--	"	
Dibromochloromethane	"	ND	---	1.00	"	"	--	--	--	--	--	--	"	
1,2-Dibromoethane	"	ND	---	1.00	"	"	--	--	--	--	--	--	"	
Dibromomethane	"	ND	---	1.00	"	"	--	--	--	--	--	--	"	
1,2-Dichlorobenzene	"	ND	---	1.00	"	"	--	--	--	--	--	--	"	
1,3-Dichlorobenzene	"	ND	---	1.00	"	"	--	--	--	--	--	--	"	
1,4-Dichlorobenzene	"	ND	---	1.00	"	"	--	--	--	--	--	--	"	
Dichlorodifluoromethane	"	ND	---	5.00	"	"	--	--	--	--	--	--	"	
1,1-Dichloroethane	"	ND	---	1.00	"	"	--	--	--	--	--	--	"	
1,2-Dichloroethane	"	ND	---	1.00	"	"	--	--	--	--	--	--	"	
1,1-Dichloroethene	"	ND	---	1.00	"	"	--	--	--	--	--	--	"	
cis-1,2-Dichloroethene	"	ND	---	1.00	"	"	--	--	--	--	--	--	"	
trans-1,2-Dichloroethene	"	ND	---	1.00	"	"	--	--	--	--	--	--	"	
1,2-Dichloropropane	"	ND	---	1.00	"	"	--	--	--	--	--	--	"	
1,3-Dichloropropane	"	ND	---	1.00	"	"	--	--	--	--	--	--	"	
2,2-Dichloropropane	"	ND	---	1.00	"	"	--	--	--	--	--	--	"	
1,1-Dichloropropene	"	ND	---	1.00	"	"	--	--	--	--	--	--	"	
cis-1,3-Dichloropropene	"	ND	---	1.00	"	"	--	--	--	--	--	--	"	
trans-1,3-Dichloropropene	"	ND	---	1.00	"	"	--	--	--	--	--	--	"	
Ethylbenzene	"	ND	---	1.00	"	"	--	--	--	--	--	--	"	

TestAmerica - Portland, OR

The results in this report apply to the samples analyzed in accordance with the chain of custody document. This analytical report shall not be reproduced except in full, without the written approval of the laboratory.

Sarah Rockwell

Sarah Rockwell, Project Manager



SLR-Portland	Project Name: Jeld Wen- Nord Door	Report Created:
1800 Blankenship Road Suite 440	Project Number: 008.0228.00013	11/30/06 17:59
West Linn, OR 97068	Project Manager: R. Scott Miller	

Volatile Organic Compounds per EPA Method 8260B - Laboratory Quality Control Results
TestAmerica - Portland, OR

QC Batch: 6110827 **Water Preparation Method: EPA 5030B**

Analyte	Method	Result	MDL*	MRL	Units	Dil	Source Result	Spike Amt	% REC	(Limits)	% RPD	(Limits)	Analyzed	Notes
---------	--------	--------	------	-----	-------	-----	---------------	-----------	-------	----------	-------	----------	----------	-------

Blank (6110827-BLK1)													Extracted: 11/19/06 09:43	
Hexachlorobutadiene	EPA 8260B	ND	---	4.00	ug/l	1x	--	--	--	--	--	--	11/19/06 12:33	
2-Hexanone	"	ND	---	10.0	"	"	--	--	--	--	--	--	"	
Isopropylbenzene	"	ND	---	2.00	"	"	--	--	--	--	--	--	"	
p-Isopropyltoluene	"	ND	---	2.00	"	"	--	--	--	--	--	--	"	
4-Methyl-2-pentanone	"	ND	---	5.00	"	"	--	--	--	--	--	--	"	
Methyl tert-butyl ether	"	ND	---	1.00	"	"	--	--	--	--	--	--	"	
Methylene chloride	"	ND	---	5.00	"	"	--	--	--	--	--	--	"	
Naphthalene	"	ND	---	2.00	"	"	--	--	--	--	--	--	"	
n-Propylbenzene	"	ND	---	1.00	"	"	--	--	--	--	--	--	"	
Styrene	"	ND	---	1.00	"	"	--	--	--	--	--	--	"	
1,1,1,2-Tetrachloroethane	"	ND	---	1.00	"	"	--	--	--	--	--	--	"	
1,1,2,2-Tetrachloroethane	"	ND	---	1.00	"	"	--	--	--	--	--	--	"	
Tetrachloroethene	"	ND	---	1.00	"	"	--	--	--	--	--	--	"	
Toluene	"	ND	---	1.00	"	"	--	--	--	--	--	--	"	
1,2,3-Trichlorobenzene	"	ND	---	1.00	"	"	--	--	--	--	--	--	"	
1,2,4-Trichlorobenzene	"	ND	---	1.00	"	"	--	--	--	--	--	--	"	
1,1,1-Trichloroethane	"	ND	---	1.00	"	"	--	--	--	--	--	--	"	
1,1,2-Trichloroethane	"	ND	---	1.00	"	"	--	--	--	--	--	--	"	
Trichloroethene	"	ND	---	1.00	"	"	--	--	--	--	--	--	"	
Trichlorofluoromethane	"	ND	---	1.00	"	"	--	--	--	--	--	--	"	
1,2,3-Trichloropropane	"	ND	---	1.00	"	"	--	--	--	--	--	--	"	
1,2,4-Trimethylbenzene	"	ND	---	1.00	"	"	--	--	--	--	--	--	"	
1,3,5-Trimethylbenzene	"	ND	---	1.00	"	"	--	--	--	--	--	--	"	
Vinyl chloride	"	ND	---	1.00	"	"	--	--	--	--	--	--	"	
o-Xylene	"	ND	---	1.00	"	"	--	--	--	--	--	--	"	
m,p-Xylene	"	ND	---	2.00	"	"	--	--	--	--	--	--	"	

Surrogate(s):	4-BFB	Recovery:	95.0%	Limits:	80-120%	"	11/19/06 12:33
	1,2-DCA-d4		86.5%		80-120%	"	"
	Dibromofluoromethane		86.0%		80-120%	"	"
	Toluene-d8		93.5%		80-120%	"	"

TestAmerica - Portland, OR

The results in this report apply to the samples analyzed in accordance with the chain of custody document. This analytical report shall not be reproduced except in full, without the written approval of the laboratory.

Sarah Rockwell

Sarah Rockwell, Project Manager



SLR-Portland	Project Name: Jeld Wen- Nord Door	Report Created:
1800 Blankenship Road Suite 440	Project Number: 008.0228.00013	11/30/06 17:59
West Linn, OR 97068	Project Manager: R. Scott Miller	

Volatile Organic Compounds per EPA Method 8260B - Laboratory Quality Control Results
TestAmerica - Portland, OR

QC Batch: 6110827 Water Preparation Method: EPA 5030B

Analyte	Method	Result	MDL*	MRL	Units	Dil	Source Result	Spike Amt	% REC	(Limits)	% RPD	(Limits)	Analyzed	Notes
LCS (6110827-BS1)													Extracted: 11/19/06 09:43	
Benzene	EPA 8260B	19.9	---	1.00	ug/l	1x	--	20.0	99.5%	(80-120)	--	--	11/19/06 10:40	
Chlorobenzene	"	18.9	---	1.00	"	"	--	"	94.5%	(80-124)	--	--	"	
1,1-Dichloroethene	"	17.8	---	1.00	"	"	--	"	89.0%	(78-120)	--	--	"	
Toluene	"	20.1	---	1.00	"	"	--	"	100%	(80-124)	--	--	"	
Trichloroethene	"	18.5	---	1.00	"	"	--	"	92.5%	(80-132)	--	--	"	
<i>Surrogate(s): 4-BFB</i>		<i>Recovery:</i>	<i>97.5%</i>	<i>Limits: 80-120%</i>		<i>"</i>								<i>11/19/06 10:40</i>
<i>1,2-DCA-d4</i>		<i>85.5%</i>	<i>80-120%</i>		<i>"</i>								<i>"</i>	
<i>Dibromofluoromethane</i>		<i>89.0%</i>	<i>80-120%</i>		<i>"</i>								<i>"</i>	
<i>Toluene-d8</i>		<i>94.5%</i>	<i>80-120%</i>		<i>"</i>								<i>"</i>	

Matrix Spike (6110827-MS1)													QC Source: PPK0677-01		Extracted: 11/19/06 09:43	
Benzene	EPA 8260B	19.8	---	1.00	ug/l	1x	ND	20.0	99.0%	(80-124)	--	--	11/19/06 11:10			
Chlorobenzene	"	18.8	---	1.00	"	"	ND	"	94.0%	(72.9-134)	--	--	"			
1,1-Dichloroethene	"	17.8	---	1.00	"	"	ND	"	89.0%	(79.3-127)	--	--	"			
Toluene	"	20.6	---	1.00	"	"	0.520	"	100%	(79.7-131)	--	--	"			
Trichloroethene	"	17.8	---	1.00	"	"	ND	"	89.0%	(68.4-130)	--	--	"			
<i>Surrogate(s): 4-BFB</i>		<i>Recovery:</i>	<i>100%</i>	<i>Limits: 80-120%</i>		<i>"</i>								<i>11/19/06 11:10</i>		
<i>1,2-DCA-d4</i>		<i>88.5%</i>	<i>80-120%</i>		<i>"</i>								<i>"</i>			
<i>Dibromofluoromethane</i>		<i>93.0%</i>	<i>80-120%</i>		<i>"</i>								<i>"</i>			
<i>Toluene-d8</i>		<i>97.0%</i>	<i>80-120%</i>		<i>"</i>								<i>"</i>			

Matrix Spike Dup (6110827-MSD1)													QC Source: PPK0677-01		Extracted: 11/19/06 09:43	
Benzene	EPA 8260B	19.5	---	1.00	ug/l	1x	ND	20.0	97.5%	(80-124)	1.53% (25)		11/19/06 11:37			
Chlorobenzene	"	18.6	---	1.00	"	"	ND	"	93.0%	(72.9-134)	1.07%	"	"			
1,1-Dichloroethene	"	17.3	---	1.00	"	"	ND	"	86.5%	(79.3-127)	2.85%	"	"			
Toluene	"	19.3	---	1.00	"	"	0.520	"	93.9%	(79.7-131)	6.52%	"	"			
Trichloroethene	"	17.1	---	1.00	"	"	ND	"	85.5%	(68.4-130)	4.01%	"	"			
<i>Surrogate(s): 4-BFB</i>		<i>Recovery:</i>	<i>98.5%</i>	<i>Limits: 80-120%</i>		<i>"</i>								<i>11/19/06 11:37</i>		
<i>1,2-DCA-d4</i>		<i>87.0%</i>	<i>80-120%</i>		<i>"</i>								<i>"</i>			
<i>Dibromofluoromethane</i>		<i>90.0%</i>	<i>80-120%</i>		<i>"</i>								<i>"</i>			
<i>Toluene-d8</i>		<i>93.5%</i>	<i>80-120%</i>		<i>"</i>								<i>"</i>			

TestAmerica - Portland, OR

The results in this report apply to the samples analyzed in accordance with the chain of custody document. This analytical report shall not be reproduced except in full, without the written approval of the laboratory.

Sarah Rockwell

Sarah Rockwell, Project Manager



SLR-Portland	Project Name: Jeld Wen- Nord Door	Report Created:
1800 Blankenship Road Suite 440	Project Number: 008.0228.00013	11/30/06 17:59
West Linn, OR 97068	Project Manager: R. Scott Miller	

Semivolatile Organic Compounds per EPA Method 8270C - Laboratory Quality Control Results
 TestAmerica - Portland, OR

QC Batch: 6110803 **Water Preparation Method: 3520B Liq-Liq**

Analyte	Method	Result	MDL*	MRL	Units	Dil	Source Result	Spike Amt	% REC	(Limits)	% RPD	(Limits)	Analyzed	Notes
Blank (6110803-BLK1)										Extracted: 11/17/06 17:30				
Carbazole	EPA 8270C	ND	---	5.00	ug/l	1x	--	--	--	--	--	--	11/21/06 19:28	
Acenaphthene	"	ND	---	5.00	"	"	--	--	--	--	--	--	"	
Acenaphthylene	"	ND	---	5.00	"	"	--	--	--	--	--	--	"	
Anthracene	"	ND	---	5.00	"	"	--	--	--	--	--	--	"	
Benzo (a) anthracene	"	ND	---	5.00	"	"	--	--	--	--	--	--	"	
Benzo (a) pyrene	"	ND	---	5.00	"	"	--	--	--	--	--	--	"	
Benzo (b) fluoranthene	"	ND	---	5.00	"	"	--	--	--	--	--	--	"	
Benzo (ghi) perylene	"	ND	---	5.00	"	"	--	--	--	--	--	--	"	
Benzo (k) fluoranthene	"	ND	---	5.00	"	"	--	--	--	--	--	--	"	
Benzoic Acid	"	ND	---	50.0	"	"	--	--	--	--	--	--	"	
Benzyl alcohol	"	ND	---	10.0	"	"	--	--	--	--	--	--	"	
4-Bromophenyl phenyl ether	"	ND	---	5.00	"	"	--	--	--	--	--	--	"	
Butyl benzyl phthalate	"	ND	---	5.00	"	"	--	--	--	--	--	--	"	
4-Chloro-3-methylphenol	"	ND	---	5.00	"	"	--	--	--	--	--	--	"	
4-Chloroaniline	"	ND	---	20.0	"	"	--	--	--	--	--	--	"	
Bis(2-chloroethoxy)methane	"	ND	---	10.0	"	"	--	--	--	--	--	--	"	
Bis(2-chloroethyl)ether	"	ND	---	5.00	"	"	--	--	--	--	--	--	"	
Bis(2-chloroisopropyl)ether	"	ND	---	10.0	"	"	--	--	--	--	--	--	"	
2-Chloronaphthalene	"	ND	---	5.00	"	"	--	--	--	--	--	--	"	
2-Chlorophenol	"	ND	---	5.00	"	"	--	--	--	--	--	--	"	
4-Chlorophenyl phenyl ether	"	ND	---	5.00	"	"	--	--	--	--	--	--	"	
Chrysene	"	ND	---	5.00	"	"	--	--	--	--	--	--	"	
Di-n-butyl phthalate	"	ND	---	5.00	"	"	--	--	--	--	--	--	"	
Di-n-octyl phthalate	"	ND	---	5.00	"	"	--	--	--	--	--	--	"	
Dibenzo (a,h) anthracene	"	ND	---	5.00	"	"	--	--	--	--	--	--	"	
Dibenzofuran	"	ND	---	5.00	"	"	--	--	--	--	--	--	"	
1,2-Dichlorobenzene	"	ND	---	5.00	"	"	--	--	--	--	--	--	"	
1,3-Dichlorobenzene	"	ND	---	5.00	"	"	--	--	--	--	--	--	"	
1,4-Dichlorobenzene	"	ND	---	5.00	"	"	--	--	--	--	--	--	"	
3,3'-Dichlorobenzidine	"	ND	---	5.00	"	"	--	--	--	--	--	--	"	
2,4-Dichlorophenol	"	ND	---	5.00	"	"	--	--	--	--	--	--	"	
Diethyl phthalate	"	ND	---	5.00	"	"	--	--	--	--	--	--	"	
2,4-Dimethylphenol	"	ND	---	10.0	"	"	--	--	--	--	--	--	"	
Dimethyl phthalate	"	ND	---	5.00	"	"	--	--	--	--	--	--	"	
4,6-Dinitro-2-methylphenol	"	ND	---	10.0	"	"	--	--	--	--	--	--	"	
2,4-Dinitrophenol	"	ND	---	25.0	"	"	--	--	--	--	--	--	"	
2,4-Dinitrotoluene	"	ND	---	5.00	"	"	--	--	--	--	--	--	"	
2,6-Dinitrotoluene	"	ND	---	5.00	"	"	--	--	--	--	--	--	"	
Bis(2-ethylhexyl)phthalate	"	ND	---	10.0	"	"	--	--	--	--	--	--	"	

TestAmerica - Portland, OR

The results in this report apply to the samples analyzed in accordance with the chain of custody document. This analytical report shall not be reproduced except in full, without the written approval of the laboratory.

Sarah Rockwell

Sarah Rockwell, Project Manager



SLR-Portland	Project Name: Jeld Wen- Nord Door	Report Created:
1800 Blankenship Road Suite 440	Project Number: 008.0228.00013	11/30/06 17:59
West Linn, OR 97068	Project Manager: R. Scott Miller	

Semivolatile Organic Compounds per EPA Method 8270C - Laboratory Quality Control Results
TestAmerica - Portland, OR

QC Batch: 6110803 **Water Preparation Method: 3520B Liq-Liq**

Analyte	Method	Result	MDL*	MRL	Units	Dil	Source Result	Spike Amt	% REC	(Limits)	% RPD	(Limits)	Analyzed	Notes
---------	--------	--------	------	-----	-------	-----	---------------	-----------	-------	----------	-------	----------	----------	-------

Blank (6110803-BLK1)													Extracted: 11/17/06 17:30			
Fluoranthene	EPA 8270C	ND	---	5.00	ug/l	1x	--	--	--	--	--	--	11/21/06 19:28			
Fluorene	"	ND	---	5.00	"	"	--	--	--	--	--	--	"			
Hexachlorobenzene	"	ND	---	5.00	"	"	--	--	--	--	--	--	"			
Hexachlorobutadiene	"	ND	---	10.0	"	"	--	--	--	--	--	--	"			
Hexachlorocyclopentadiene	"	ND	---	10.0	"	"	--	--	--	--	--	--	"			
Hexachloroethane	"	ND	---	10.0	"	"	--	--	--	--	--	--	"			
Indeno (1,2,3-cd) pyrene	"	ND	---	5.00	"	"	--	--	--	--	--	--	"			
Isophorone	"	ND	---	5.00	"	"	--	--	--	--	--	--	"			
2-Methylnaphthalene	"	ND	---	5.00	"	"	--	--	--	--	--	--	"			
2-Methylphenol	"	ND	---	10.0	"	"	--	--	--	--	--	--	"			
3-,4-Methylphenol	"	ND	---	5.00	"	"	--	--	--	--	--	--	"			
Naphthalene	"	ND	---	5.00	"	"	--	--	--	--	--	--	"			
2-Nitroaniline	"	ND	---	5.00	"	"	--	--	--	--	--	--	"			
3-Nitroaniline	"	ND	---	10.0	"	"	--	--	--	--	--	--	"			
4-Nitroaniline	"	ND	---	10.0	"	"	--	--	--	--	--	--	"			
Nitrobenzene	"	ND	---	5.00	"	"	--	--	--	--	--	--	"			
2-Nitrophenol	"	ND	---	5.00	"	"	--	--	--	--	--	--	"			
4-Nitrophenol	"	ND	---	25.0	"	"	--	--	--	--	--	--	"			
N-Nitrosodi-n-propylamine	"	ND	---	10.0	"	"	--	--	--	--	--	--	"			
N-Nitrosodiphenylamine	"	ND	---	5.00	"	"	--	--	--	--	--	--	"			
Pentachlorophenol	"	ND	---	10.0	"	"	--	--	--	--	--	--	"			
Phenanthrene	"	ND	---	5.00	"	"	--	--	--	--	--	--	"			
Phenol	"	ND	---	5.00	"	"	--	--	--	--	--	--	"			
Pyrene	"	ND	---	5.00	"	"	--	--	--	--	--	--	"			
1,2,4-Trichlorobenzene	"	ND	---	5.00	"	"	--	--	--	--	--	--	"			
2,4,5-Trichlorophenol	"	ND	---	5.00	"	"	--	--	--	--	--	--	"			
2,4,6-Trichlorophenol	"	ND	---	5.00	"	"	--	--	--	--	--	--	"			
<i>Surrogate(s):</i> 2-Fluorobiphenyl													<i>Recovery:</i> 68.5%	<i>Limits:</i> 22-120%	"	11/21/06 19:28
2-Fluorophenol													67.3%	5-120%	"	"
Nitrobenzene-d5													79.5%	26-127%	"	"
Phenol-d6													74.7%	4-121%	"	"
p-Terphenyl-d14													86.8%	37-130%	"	"
2,4,6-Tribromophenol													86.0%	21-129%	"	"

TestAmerica - Portland, OR

The results in this report apply to the samples analyzed in accordance with the chain of custody document. This analytical report shall not be reproduced except in full, without the written approval of the laboratory.

Sarah Rockwell

Sarah Rockwell, Project Manager



SLR-Portland	Project Name: Jeld Wen- Nord Door	Report Created:
1800 Blankenship Road Suite 440	Project Number: 008.0228.00013	11/30/06 17:59
West Linn, OR 97068	Project Manager: R. Scott Miller	

Semivolatile Organic Compounds per EPA Method 8270C - Laboratory Quality Control Results
 TestAmerica - Portland, OR

QC Batch: 6110803 Water Preparation Method: 3520B Liq-Liq

Analyte	Method	Result	MDL*	MRL	Units	Dil	Source Result	Spike Amt	% REC	(Limits)	% RPD	(Limits)	Analyzed	Notes
---------	--------	--------	------	-----	-------	-----	---------------	-----------	-------	----------	-------	----------	----------	-------

LCS (6110803-BS1)

Extracted: 11/17/06 17:30

Acenaphthene	EPA 8270C	65.7	---	5.00	ug/l	1x	--	75.0	87.6%	(56-120)	--	--	11/21/06 20:14	
4-Chloro-3-methylphenol	"	124	---	5.00	"	"	--	150	82.7%	(37-131)	--	--	"	
2-Chlorophenol	"	125	---	5.00	"	"	--	"	83.3%	(31-130)	--	--	"	
1,4-Dichlorobenzene	"	66.2	---	5.00	"	"	--	75.0	88.3%	(8-124)	--	--	"	
2,4-Dinitrotoluene	"	56.4	---	5.00	"	"	--	"	75.2%	(50-127)	--	--	"	
4-Nitrophenol	"	134	---	25.0	"	"	--	150	89.3%	(1-157)	--	--	"	
N-Nitrosodi-n-propylamine	"	69.5	---	10.0	"	"	--	75.0	92.7%	(44-129)	--	--	"	
Pentachlorophenol	"	136	---	10.0	"	"	--	150	90.7%	(23-149)	--	--	"	
Phenol	"	156	---	5.00	"	"	--	"	104%	(1-145)	--	--	"	
Pyrene	"	65.5	---	5.00	"	"	--	75.0	87.3%	(56-125)	--	--	"	
1,2,4-Trichlorobenzene	"	65.3	---	5.00	"	"	--	"	87.1%	(33-116)	--	--	"	
<i>Surrogate(s):</i>	<i>2-Fluorobiphenyl</i>	<i>Recovery:</i>	<i>77.1%</i>	<i>Limits:</i>	<i>22-120%</i>	<i>"</i>							<i>11/21/06 20:14</i>	
	<i>2-Fluorophenol</i>		<i>86.7%</i>		<i>5-120%</i>	<i>"</i>							<i>"</i>	
	<i>Nitrobenzene-d5</i>		<i>92.1%</i>		<i>26-127%</i>	<i>"</i>							<i>"</i>	
	<i>Phenol-d6</i>		<i>80.7%</i>		<i>4-121%</i>	<i>"</i>							<i>"</i>	
	<i>p-Terphenyl-d14</i>		<i>95.7%</i>		<i>37-130%</i>	<i>"</i>							<i>"</i>	
	<i>2,4,6-Tribromophenol</i>		<i>103%</i>		<i>21-129%</i>	<i>"</i>							<i>"</i>	

LCS Dup (6110803-BSD1)

Extracted: 11/17/06 17:30

Acenaphthene	EPA 8270C	63.6	---	5.00	ug/l	1x	--	75.0	84.8%	(56-120)	3.25% (50)		11/21/06 20:59	
4-Chloro-3-methylphenol	"	116	---	5.00	"	"	--	150	77.3%	(37-131)	6.67%	"	"	
2-Chlorophenol	"	116	---	5.00	"	"	--	"	77.3%	(31-130)	7.47%	"	"	
1,4-Dichlorobenzene	"	60.8	---	5.00	"	"	--	75.0	81.1%	(8-124)	8.50%	"	"	
2,4-Dinitrotoluene	"	55.6	---	5.00	"	"	--	"	74.1%	(50-127)	1.43%	"	"	
4-Nitrophenol	"	116	---	25.0	"	"	--	150	77.3%	(1-157)	14.4%	"	"	
N-Nitrosodi-n-propylamine	"	64.8	---	10.0	"	"	--	75.0	86.4%	(44-129)	7.00%	"	"	
Pentachlorophenol	"	130	---	10.0	"	"	--	150	86.7%	(23-149)	4.51%	"	"	
Phenol	"	132	---	5.00	"	"	--	"	88.0%	(1-145)	16.7%	"	"	
Pyrene	"	61.6	---	5.00	"	"	--	75.0	82.1%	(56-125)	6.14%	"	"	
1,2,4-Trichlorobenzene	"	62.7	---	5.00	"	"	--	"	83.6%	(33-116)	4.06%	"	"	
<i>Surrogate(s):</i>	<i>2-Fluorobiphenyl</i>	<i>Recovery:</i>	<i>77.5%</i>	<i>Limits:</i>	<i>22-120%</i>	<i>"</i>							<i>11/21/06 20:59</i>	
	<i>2-Fluorophenol</i>		<i>77.3%</i>		<i>5-120%</i>	<i>"</i>							<i>"</i>	
	<i>Nitrobenzene-d5</i>		<i>88.0%</i>		<i>26-127%</i>	<i>"</i>							<i>"</i>	
	<i>Phenol-d6</i>		<i>68.7%</i>		<i>4-121%</i>	<i>"</i>							<i>"</i>	
	<i>p-Terphenyl-d14</i>		<i>89.1%</i>		<i>37-130%</i>	<i>"</i>							<i>"</i>	
	<i>2,4,6-Tribromophenol</i>		<i>99.3%</i>		<i>21-129%</i>	<i>"</i>							<i>"</i>	

TestAmerica - Portland, OR

The results in this report apply to the samples analyzed in accordance with the chain of custody document. This analytical report shall not be reproduced except in full, without the written approval of the laboratory.

Sarah Rockwell

Sarah Rockwell, Project Manager



SLR-Portland	Project Name: Jeld Wen- Nord Door	
1800 Blankenship Road Suite 440	Project Number: 008.0228.00013	Report Created:
West Linn, OR 97068	Project Manager: R. Scott Miller	11/30/06 17:59

Notes and Definitions

Report Specific Notes:

None

Laboratory Reporting Conventions:

- DET - Analyte DETECTED at or above the Reporting Limit. Qualitative Analyses only.
- ND - Analyte NOT DETECTED at or above the reporting limit (MDL or MRL, as appropriate).
- NR/NA - Not Reported / Not Available
- dry - Sample results reported on a Dry Weight Basis. Results and Reporting Limits have been corrected for Percent Dry Weight.
- wet - Sample results and reporting limits reported on a Wet Weight Basis (as received). Results with neither 'wet' nor 'dry' are reported on a Wet Weight Basis.
- RPD - RELATIVE PERCENT DIFFERENCE (RPDs calculated using Results, not Percent Recoveries).
- MRL - METHOD REPORTING LIMIT. Reporting Level at, or above, the lowest level standard of the Calibration Table.
- MDL* - METHOD DETECTION LIMIT. Reporting Level at, or above, the statistically derived limit based on 40CFR, Part 136, Appendix B. *MDLs are listed on the report only if the data has been evaluated below the MRL. Results between the MDL and MRL are reported as Estimated Results.
- Dil - Dilutions are calculated based on deviations from the standard dilution performed for an analysis, and may not represent the dilution found on the analytical raw data.
- Reporting Limits - Reporting limits (MDLs and MRLs) are adjusted based on variations in sample preparation amounts, analytical dilutions and percent solids, where applicable.
- Electronic Signature - Electronic Signature added in accordance with TestAmerica's *Electronic Reporting and Electronic Signatures Policy*. Application of electronic signature indicates that the report has been reviewed and approved for release by the laboratory. Electronic signature is intended to be the legally binding equivalent of a traditionally handwritten signature.

TestAmerica - Portland, OR

The results in this report apply to the samples analyzed in accordance with the chain of custody document. This analytical report shall not be reproduced except in full, without the written approval of the laboratory.

Sarah Rockwell

Sarah Rockwell, Project Manager



May 08, 2007

Steve Locke
SLR-Portland
1800 Blankenship Road Suite 440
West Linn, OR 97068

RE: Jeld Wen- Nord Door

Enclosed are the results of analyses for samples received by the laboratory on 04/23/07 08:37.
The following list is a summary of the Work Orders contained in this report, generated on 05/08/07
11:41.

If you have any questions concerning this report, please feel free to contact me.

<u>Work Order</u>	<u>Project</u>	<u>ProjectNumber</u>
PQD0870	Jeld Wen- Nord Door	008.0228.00026

Sarah Rockwell

Sarah Rockwell, Project Manager



SLR-Portland	Project Name: Jeld Wen- Nord Door	Report Created:
1800 Blankenship Road Suite 440	Project Number: 008.0228.00026	05/08/07 11:41
West Linn, OR 97068	Project Manager: Steve Locke	

ANALYTICAL REPORT FOR SAMPLES

Sample ID	Laboratory ID	Matrix	Date Sampled	Date Received
MW1-407	PQD0870-01	Water	04/19/07 14:02	04/23/07 08:37
MW2-407	PQD0870-02	Water	04/19/07 13:35	04/23/07 08:37
MW3-407	PQD0870-03	Water	04/19/07 15:20	04/23/07 08:37
MW4-407	PQD0870-04	Water	04/19/07 14:47	04/23/07 08:37
MW5-407	PQD0870-05	Water	04/19/07 15:46	04/23/07 08:37
MW6-407-10	PQD0870-06	Soil	04/20/07 12:40	04/23/07 08:37
MW6-407-14	PQD0870-07	Soil	04/20/07 12:47	04/23/07 08:37

TestAmerica - Portland, OR

The results in this report apply to the samples analyzed in accordance with the chain of custody document. This analytical report shall not be reproduced except in full, without the written approval of the laboratory.

Sarah Rockwell

Sarah Rockwell, Project Manager



SLR-Portland	Project Name: Jeld Wen- Nord Door	Report Created:
1800 Blankenship Road Suite 440	Project Number: 008.0228.00026	05/08/07 11:41
West Linn, OR 97068	Project Manager: Steve Locke	

Hydrocarbon Identification per NW-TPH Methodology
 TestAmerica - Portland, OR

Analyte	Method	Result	MDL*	MRL	Units	Dil	Batch	Prepared	Analyzed	Notes
PQD0870-06 (MW6-407-10)		Soil			Sampled: 04/20/07 12:40					
Gasoline Range Hydrocarbons	NWTPH HCID	ND	----	18.7	mg/kg dry	1x	7041103	04/25/07 13:55	04/26/07 22:52	
Diesel Range Hydrocarbons	"	ND	----	46.8	"	"	"	"	"	
Heavy Oil Range Hydrocarbons	"	DET	----	93.5	"	"	"	"	"	
<i>Surrogate(s): 1-Chlorooctadecane</i>			99.9%		50 - 150 %	"				"
PQD0870-07 (MW6-407-14)		Soil			Sampled: 04/20/07 12:47					
Gasoline Range Hydrocarbons	NWTPH HCID	ND	----	20.6	mg/kg dry	1x	7041103	04/25/07 13:55	04/26/07 21:43	
Diesel Range Hydrocarbons	"	ND	----	51.4	"	"	"	"	"	
Heavy Oil Range Hydrocarbons	"	ND	----	103	"	"	"	"	"	
<i>Surrogate(s): 1-Chlorooctadecane</i>			107%		50 - 150 %	"				"

TestAmerica - Portland, OR

The results in this report apply to the samples analyzed in accordance with the chain of custody document. This analytical report shall not be reproduced except in full, without the written approval of the laboratory.

Sarah Rockwell

Sarah Rockwell, Project Manager



SLR-Portland	Project Name: Jeld Wen- Nord Door	Report Created:
1800 Blankenship Road Suite 440	Project Number: 008.0228.00026	05/08/07 11:41
West Linn, OR 97068	Project Manager: Steve Locke	

Diesel and Heavy Range Hydrocarbons per NWTPH-Dx Method with Acid/Silica Gel Cleanup
TestAmerica - Portland, OR

Analyte	Method	Result	MDL*	MRL	Units	Dil	Batch	Prepared	Analyzed	Notes
PQD0870-06 (MW6-407-10)		Soil			Sampled: 04/20/07 12:40					
Diesel Range Organics	NWTPH-Dx	ND	14.3	14.3	mg/kg dry	1x	7050045	05/01/07 15:55	05/02/07 04:24	
Heavy Oil Range Hydrocarbons	"	116	28.5	28.5	"	"	"	"	"	
<i>Surrogate(s): 1-Chlorooctadecane</i>			96.2%		50 - 150 %	"				"

TestAmerica - Portland, OR

The results in this report apply to the samples analyzed in accordance with the chain of custody document. This analytical report shall not be reproduced except in full, without the written approval of the laboratory.

Sarah Rockwell

Sarah Rockwell, Project Manager



SLR-Portland	Project Name: Jeld Wen- Nord Door	Report Created:
1800 Blankenship Road Suite 440	Project Number: 008.0228.00026	05/08/07 11:41
West Linn, OR 97068	Project Manager: Steve Locke	

Volatile Organic Compounds per EPA Method 8260B
TestAmerica - Portland, OR

Analyte	Method	Result	MDL*	MRL	Units	Dil	Batch	Prepared	Analyzed	Notes
PQD0870-05 (MW5-407)		Water			Sampled: 04/19/07 15:46					
Acetone	EPA 8260B	ND	7.76	25.0	ug/l	1x	7041061	04/24/07 14:08	04/24/07 20:34	
Benzene	"	1.38	0.0900	1.00	"	"	"	"	"	
Bromobenzene	"	ND	0.100	1.00	"	"	"	"	"	
Bromochloromethane	"	ND	0.180	1.00	"	"	"	"	"	
Bromodichloromethane	"	ND	0.110	1.00	"	"	"	"	"	
Bromoform	"	ND	0.100	1.00	"	"	"	"	"	
Bromomethane	"	ND	0.170	5.00	"	"	"	"	"	
2-Butanone (MEK)	"	ND	3.50	10.0	"	"	"	"	"	
n-Butylbenzene	"	ND	0.0600	5.00	"	"	"	"	"	
sec-Butylbenzene	"	ND	0.0800	1.00	"	"	"	"	"	
tert-Butylbenzene	"	ND	0.0600	1.00	"	"	"	"	"	
Carbon disulfide	"	ND	0.140	10.0	"	"	"	"	"	
Carbon tetrachloride	"	ND	0.0600	1.00	"	"	"	"	"	
Chlorobenzene	"	ND	0.0500	1.00	"	"	"	"	"	
Chloroethane	"	ND	0.110	1.00	"	"	"	"	"	
Chloroform	"	ND	0.0900	1.00	"	"	"	"	"	
Chloromethane	"	ND	0.0800	5.00	"	"	"	"	"	
2-Chlorotoluene	"	ND	0.0700	1.00	"	"	"	"	"	
4-Chlorotoluene	"	ND	0.110	1.00	"	"	"	"	"	
1,2-Dibromo-3-chloropropane	"	ND	2.35	5.00	"	"	"	"	"	
Dibromochloromethane	"	ND	0.0700	1.00	"	"	"	"	"	
1,2-Dibromoethane	"	ND	0.110	1.00	"	"	"	"	"	
Dibromomethane	"	ND	0.100	1.00	"	"	"	"	"	
1,2-Dichlorobenzene	"	ND	0.0700	1.00	"	"	"	"	"	
1,3-Dichlorobenzene	"	ND	0.0600	1.00	"	"	"	"	"	
1,4-Dichlorobenzene	"	ND	0.120	1.00	"	"	"	"	"	
Dichlorodifluoromethane	"	ND	0.110	5.00	"	"	"	"	"	
1,1-Dichloroethane	"	ND	0.0800	1.00	"	"	"	"	"	
1,2-Dichloroethane	"	ND	0.100	1.00	"	"	"	"	"	
1,1-Dichloroethene	"	ND	0.120	1.00	"	"	"	"	"	
cis-1,2-Dichloroethene	"	ND	0.0900	1.00	"	"	"	"	"	
trans-1,2-Dichloroethene	"	ND	0.100	1.00	"	"	"	"	"	
1,2-Dichloropropane	"	ND	0.110	1.00	"	"	"	"	"	
1,3-Dichloropropane	"	ND	0.140	1.00	"	"	"	"	"	
2,2-Dichloropropane	"	ND	0.0900	1.00	"	"	"	"	"	
1,1-Dichloropropene	"	ND	0.0800	1.00	"	"	"	"	"	
cis-1,3-Dichloropropene	"	ND	0.0900	1.00	"	"	"	"	"	
trans-1,3-Dichloropropene	"	ND	0.100	1.00	"	"	"	"	"	
Ethylbenzene	"	ND	0.0600	1.00	"	"	"	"	"	
Hexachlorobutadiene	"	ND	0.210	4.00	"	"	"	"	"	
2-Hexanone	"	ND	3.62	10.0	"	"	"	"	"	
Isopropylbenzene	"	0.140	0.0700	2.00	"	"	"	"	"	J
p-Isopropyltoluene	"	ND	0.0600	2.00	"	"	"	"	"	

TestAmerica - Portland, OR

The results in this report apply to the samples analyzed in accordance with the chain of custody document. This analytical report shall not be reproduced except in full, without the written approval of the laboratory.

Sarah Rockwell

Sarah Rockwell, Project Manager



SLR-Portland	Project Name: Jeld Wen- Nord Door	Report Created:
1800 Blankenship Road Suite 440	Project Number: 008.0228.00026	05/08/07 11:41
West Linn, OR 97068	Project Manager: Steve Locke	

Volatile Organic Compounds per EPA Method 8260B
 TestAmerica - Portland, OR

Analyte	Method	Result	MDL*	MRL	Units	Dil	Batch	Prepared	Analyzed	Notes
PQD0870-05 (MW5-407)		Water				Sampled: 04/19/07 15:46				
4-Methyl-2-pentanone	EPA 8260B	ND	0.290	5.00	ug/l	1x	7041061	04/24/07 14:08	04/24/07 20:34	
Methyl tert-butyl ether	"	ND	0.0900	1.00	"	"	"	"	"	
Methylene chloride	"	ND	0.160	5.00	"	"	"	"	"	
Naphthalene	"	7.92	0.0900	2.00	"	"	"	"	"	
n-Propylbenzene	"	ND	0.100	1.00	"	"	"	"	"	
Styrene	"	ND	0.0400	1.00	"	"	"	"	"	
1,1,1,2-Tetrachloroethane	"	ND	0.0900	1.00	"	"	"	"	"	
1,1,2,2-Tetrachloroethane	"	ND	0.0800	1.00	"	"	"	"	"	
Tetrachloroethene	"	ND	0.110	1.00	"	"	"	"	"	
Toluene	"	ND	0.110	1.00	"	"	"	"	"	
1,2,3-Trichlorobenzene	"	ND	0.100	1.00	"	"	"	"	"	
1,2,4-Trichlorobenzene	"	ND	0.110	1.00	"	"	"	"	"	
1,1,1-Trichloroethane	"	ND	0.120	1.00	"	"	"	"	"	
1,1,2-Trichloroethane	"	ND	0.130	1.00	"	"	"	"	"	
Trichloroethene	"	ND	0.0800	1.00	"	"	"	"	"	
Trichlorofluoromethane	"	ND	0.0600	1.00	"	"	"	"	"	
1,2,3-Trichloropropane	"	ND	0.130	1.00	"	"	"	"	"	
1,2,4-Trimethylbenzene	"	ND	0.0800	1.00	"	"	"	"	"	
1,3,5-Trimethylbenzene	"	ND	0.0700	1.00	"	"	"	"	"	
Vinyl chloride	"	ND	0.100	1.00	"	"	"	"	"	
o-Xylene	"	0.730	0.0700	1.00	"	"	"	"	"	J
m,p-Xylene	"	ND	0.210	2.00	"	"	"	"	"	
<i>Surrogate(s): 4-BFB</i>			<i>100%</i>		<i>80 - 120 %</i>	<i>"</i>			<i>"</i>	
<i>1,2-DCA-d4</i>			<i>97.0%</i>		<i>80 - 120 %</i>	<i>"</i>			<i>"</i>	
<i>Dibromofluoromethane</i>			<i>94.0%</i>		<i>80 - 120 %</i>	<i>"</i>			<i>"</i>	
<i>Toluene-d8</i>			<i>98.5%</i>		<i>80 - 120 %</i>	<i>"</i>			<i>"</i>	

PQD0870-06 (MW6-407-10)		Soil				Sampled: 04/20/07 12:40				
Acetone	EPA 8260B	ND	163	2820	ug/kg dry	1x	7040962	04/23/07 13:15	04/26/07 01:35	
Benzene	"	ND	5.01	22.6	"	"	"	"	"	
Bromobenzene	"	ND	13.8	113	"	"	"	"	"	
Bromochloromethane	"	ND	18.5	113	"	"	"	"	"	
Bromodichloromethane	"	ND	11.5	113	"	"	"	"	"	
Bromoform	"	ND	17.8	113	"	"	"	"	"	
Bromomethane	"	ND	5.75	564	"	"	"	"	"	
2-Butanone (MEK)	"	ND	167	1130	"	"	"	"	"	
n-Butylbenzene	"	ND	12.8	564	"	"	"	"	"	
sec-Butylbenzene	"	ND	8.41	113	"	"	"	"	"	
tert-Butylbenzene	"	ND	17.2	113	"	"	"	"	"	
Carbon disulfide	"	ND	8.12	1130	"	"	"	"	"	
Carbon tetrachloride	"	ND	8.62	113	"	"	"	"	"	
Chlorobenzene	"	ND	9.13	113	"	"	"	"	"	

TestAmerica - Portland, OR

The results in this report apply to the samples analyzed in accordance with the chain of custody document. This analytical report shall not be reproduced except in full, without the written approval of the laboratory.

Sarah Rockwell

Sarah Rockwell, Project Manager



SLR-Portland	Project Name: Jeld Wen- Nord Door	Report Created:
1800 Blankenship Road Suite 440	Project Number: 008.0228.00026	05/08/07 11:41
West Linn, OR 97068	Project Manager: Steve Locke	

Volatile Organic Compounds per EPA Method 8260B
TestAmerica - Portland, OR

Analyte	Method	Result	MDL*	MRL	Units	Dil	Batch	Prepared	Analyzed	Notes
PQD0870-06 (MW6-407-10)		Soil			Sampled: 04/20/07 12:40					
Chloroethane	EPA 8260B	ND	12.1	113	ug/kg dry	1x	7040962	04/23/07 13:15	04/26/07 01:35	
Chloroform	"	ND	8.19	113	"	"	"	"	"	
Chloromethane	"	ND	7.59	564	"	"	"	"	"	
2-Chlorotoluene	"	ND	12.4	113	"	"	"	"	"	
4-Chlorotoluene	"	ND	11.7	113	"	"	"	"	"	
1,2-Dibromo-3-chloropropane	"	ND	29.3	564	"	"	"	"	"	
Dibromochloromethane	"	ND	12.6	113	"	"	"	"	"	
1,2-Dibromoethane	"	ND	13.1	113	"	"	"	"	"	
Dibromomethane	"	ND	16.6	113	"	"	"	"	"	
1,2-Dichlorobenzene	"	ND	16.3	113	"	"	"	"	"	
1,3-Dichlorobenzene	"	ND	6.61	113	"	"	"	"	"	
1,4-Dichlorobenzene	"	ND	16.8	113	"	"	"	"	"	
Dichlorodifluoromethane	"	ND	13.3	564	"	"	"	"	"	
1,1-Dichloroethane	"	ND	13.4	113	"	"	"	"	"	
1,2-Dichloroethane	"	ND	12.6	113	"	"	"	"	"	
1,1-Dichloroethene	"	ND	13.4	113	"	"	"	"	"	
cis-1,2-Dichloroethene	"	ND	14.2	113	"	"	"	"	"	
trans-1,2-Dichloroethene	"	ND	10.1	113	"	"	"	"	"	
1,2-Dichloropropane	"	ND	8.41	113	"	"	"	"	"	
1,3-Dichloropropane	"	ND	19.6	113	"	"	"	"	"	
2,2-Dichloropropane	"	ND	9.13	113	"	"	"	"	"	
1,1-Dichloropropene	"	ND	12.3	113	"	"	"	"	"	
cis-1,3-Dichloropropene	"	ND	5.59	113	"	"	"	"	"	
trans-1,3-Dichloropropene	"	ND	9.36	113	"	"	"	"	"	
Ethylbenzene	"	ND	10.6	113	"	"	"	"	"	
Hexachlorobutadiene	"	ND	78.3	452	"	"	"	"	"	
2-Hexanone	"	ND	64.6	1130	"	"	"	"	"	
Isopropylbenzene	"	ND	10.8	226	"	"	"	"	"	
p-Isopropyltoluene	"	ND	10.9	226	"	"	"	"	"	
4-Methyl-2-pentanone	"	ND	132	564	"	"	"	"	"	
Methyl tert-butyl ether	"	ND	13.4	113	"	"	"	"	"	
Methylene chloride	"	ND	282	564	"	"	"	"	"	
Naphthalene	"	ND	15.9	226	"	"	"	"	"	
n-Propylbenzene	"	ND	11.2	113	"	"	"	"	"	
Styrene	"	ND	10.0	113	"	"	"	"	"	
1,1,1,2-Tetrachloroethane	"	ND	10.4	113	"	"	"	"	"	
1,1,2,2-Tetrachloroethane	"	ND	23.8	113	"	"	"	"	"	
Tetrachloroethene	"	ND	19.1	113	"	"	"	"	"	
Toluene	"	ND	7.10	113	"	"	"	"	"	
1,2,3-Trichlorobenzene	"	ND	19.1	113	"	"	"	"	"	
1,2,4-Trichlorobenzene	"	ND	24.2	113	"	"	"	"	"	
1,1,1-Trichloroethane	"	ND	6.92	113	"	"	"	"	"	
1,1,2-Trichloroethane	"	ND	20.4	113	"	"	"	"	"	

TestAmerica - Portland, OR

The results in this report apply to the samples analyzed in accordance with the chain of custody document. This analytical report shall not be reproduced except in full, without the written approval of the laboratory.

Sarah Rockwell

Sarah Rockwell, Project Manager



SLR-Portland	Project Name: Jeld Wen- Nord Door	Report Created:
1800 Blankenship Road Suite 440	Project Number: 008.0228.00026	05/08/07 11:41
West Linn, OR 97068	Project Manager: Steve Locke	

Volatile Organic Compounds per EPA Method 8260B
 TestAmerica - Portland, OR

Analyte	Method	Result	MDL*	MRL	Units	Dil	Batch	Prepared	Analyzed	Notes
PQD0870-06 (MW6-407-10)		Soil			Sampled: 04/20/07 12:40					
Trichloroethene	EPA 8260B	ND	13.5	113	ug/kg dry	1x	7040962	04/23/07 13:15	04/26/07 01:35	
Trichlorofluoromethane	"	ND	10.1	113	"	"	"	"	"	"
1,2,3-Trichloropropane	"	ND	55.5	113	"	"	"	"	"	"
1,2,4-Trimethylbenzene	"	ND	7.62	113	"	"	"	"	"	"
1,3,5-Trimethylbenzene	"	ND	10.5	113	"	"	"	"	"	"
Vinyl chloride	"	ND	6.48	113	"	"	"	"	"	"
o-Xylene	"	ND	13.1	113	"	"	"	"	"	"
m,p-Xylene	"	ND	12.9	226	"	"	"	"	"	"
Surrogate(s):	4-BFB		96.9%		75 - 125 %	0.01x				"
	1,2-DCA-d4		78.8%		75 - 125 %	"				"
	Dibromofluoromethane		82.7%		75 - 125 %	"				"
	Toluene-d8		97.8%		75 - 125 %	"				"
PQD0870-07 (MW6-407-14)		Soil			Sampled: 04/20/07 12:47					
Acetone	EPA 8260B	ND	167	2900	ug/kg dry	1x	7040962	04/23/07 13:15	04/26/07 02:02	
Benzene	"	ND	5.14	23.2	"	"	"	"	"	"
Bromobenzene	"	ND	14.1	116	"	"	"	"	"	"
Bromochloromethane	"	ND	19.0	116	"	"	"	"	"	"
Bromodichloromethane	"	ND	11.8	116	"	"	"	"	"	"
Bromoform	"	ND	18.3	116	"	"	"	"	"	"
Bromomethane	"	ND	5.90	579	"	"	"	"	"	"
2-Butanone (MEK)	"	ND	171	1160	"	"	"	"	"	"
n-Butylbenzene	"	ND	13.1	579	"	"	"	"	"	"
sec-Butylbenzene	"	ND	8.63	116	"	"	"	"	"	"
tert-Butylbenzene	"	ND	17.6	116	"	"	"	"	"	"
Carbon disulfide	"	ND	8.33	1160	"	"	"	"	"	"
Carbon tetrachloride	"	ND	8.85	116	"	"	"	"	"	"
Chlorobenzene	"	ND	9.37	116	"	"	"	"	"	"
Chloroethane	"	ND	12.4	116	"	"	"	"	"	"
Chloroform	"	ND	8.41	116	"	"	"	"	"	"
Chloromethane	"	ND	7.79	579	"	"	"	"	"	"
2-Chlorotoluene	"	ND	12.7	116	"	"	"	"	"	"
4-Chlorotoluene	"	ND	12.1	116	"	"	"	"	"	"
1,2-Dibromo-3-chloropropane	"	ND	30.1	579	"	"	"	"	"	"
Dibromochloromethane	"	ND	13.0	116	"	"	"	"	"	"
1,2-Dibromoethane	"	ND	13.4	116	"	"	"	"	"	"
Dibromomethane	"	ND	17.0	116	"	"	"	"	"	"
1,2-Dichlorobenzene	"	ND	16.7	116	"	"	"	"	"	"
1,3-Dichlorobenzene	"	ND	6.79	116	"	"	"	"	"	"
1,4-Dichlorobenzene	"	ND	17.3	116	"	"	"	"	"	"
Dichlorodifluoromethane	"	ND	13.7	579	"	"	"	"	"	"
1,1-Dichloroethane	"	ND	13.8	116	"	"	"	"	"	"

TestAmerica - Portland, OR

The results in this report apply to the samples analyzed in accordance with the chain of custody document. This analytical report shall not be reproduced except in full, without the written approval of the laboratory.

Sarah Rockwell

Sarah Rockwell, Project Manager



SLR-Portland	Project Name: Jeld Wen- Nord Door	Report Created:
1800 Blankenship Road Suite 440	Project Number: 008.0228.00026	05/08/07 11:41
West Linn, OR 97068	Project Manager: Steve Locke	

Volatile Organic Compounds per EPA Method 8260B
TestAmerica - Portland, OR

Analyte	Method	Result	MDL*	MRL	Units	Dil	Batch	Prepared	Analyzed	Notes
PQD0870-07 (MW6-407-14)		Soil			Sampled: 04/20/07 12:47					
1,2-Dichloroethane	EPA 8260B	ND	13.0	116	ug/kg dry	1x	7040962	04/23/07 13:15	04/26/07 02:02	
1,1-Dichloroethene	"	ND	13.8	116	"	"	"	"	"	
cis-1,2-Dichloroethene	"	ND	14.6	116	"	"	"	"	"	
trans-1,2-Dichloroethene	"	ND	10.4	116	"	"	"	"	"	
1,2-Dichloropropane	"	ND	8.63	116	"	"	"	"	"	
1,3-Dichloropropane	"	ND	20.2	116	"	"	"	"	"	
2,2-Dichloropropane	"	ND	9.37	116	"	"	"	"	"	
1,1-Dichloropropene	"	ND	12.6	116	"	"	"	"	"	
cis-1,3-Dichloropropene	"	ND	5.74	116	"	"	"	"	"	
trans-1,3-Dichloropropene	"	ND	9.61	116	"	"	"	"	"	
Ethylbenzene	"	ND	10.9	116	"	"	"	"	"	
Hexachlorobutadiene	"	ND	80.4	464	"	"	"	"	"	
2-Hexanone	"	ND	66.3	1160	"	"	"	"	"	
Isopropylbenzene	"	ND	11.1	232	"	"	"	"	"	
p-Isopropyltoluene	"	ND	11.2	232	"	"	"	"	"	
4-Methyl-2-pentanone	"	ND	136	579	"	"	"	"	"	
Methyl tert-butyl ether	"	ND	13.8	116	"	"	"	"	"	
Methylene chloride	"	ND	290	579	"	"	"	"	"	
Naphthalene	"	ND	16.3	232	"	"	"	"	"	
n-Propylbenzene	"	ND	11.5	116	"	"	"	"	"	
Styrene	"	ND	10.3	116	"	"	"	"	"	
1,1,1,2-Tetrachloroethane	"	ND	10.7	116	"	"	"	"	"	
1,1,2,2-Tetrachloroethane	"	ND	24.4	116	"	"	"	"	"	
Tetrachloroethene	"	ND	19.6	116	"	"	"	"	"	
Toluene	"	ND	7.29	116	"	"	"	"	"	
1,2,3-Trichlorobenzene	"	ND	19.6	116	"	"	"	"	"	
1,2,4-Trichlorobenzene	"	ND	24.8	116	"	"	"	"	"	
1,1,1-Trichloroethane	"	ND	7.10	116	"	"	"	"	"	
1,1,2-Trichloroethane	"	ND	21.0	116	"	"	"	"	"	
Trichloroethene	"	ND	13.9	116	"	"	"	"	"	
Trichlorofluoromethane	"	ND	10.4	116	"	"	"	"	"	
1,2,3-Trichloropropane	"	ND	57.0	116	"	"	"	"	"	
1,2,4-Trimethylbenzene	"	ND	7.82	116	"	"	"	"	"	
1,3,5-Trimethylbenzene	"	ND	10.8	116	"	"	"	"	"	
Vinyl chloride	"	ND	6.65	116	"	"	"	"	"	
o-Xylene	"	ND	13.4	116	"	"	"	"	"	
m,p-Xylene	"	ND	13.2	232	"	"	"	"	"	
Surrogate(s): 4-BFB			99.1%		75 - 125 %	0.01x				"
1,2-DCA-d4			81.5%		75 - 125 %	"				"
Dibromofluoromethane			82.3%		75 - 125 %	"				"
Toluene-d8			99.1%		75 - 125 %	"				"

Sarah Rockwell

Sarah Rockwell, Project Manager



SLR-Portland	Project Name: Jeld Wen- Nord Door	Report Created:
1800 Blankenship Road Suite 440	Project Number: 008.0228.00026	05/08/07 11:41
West Linn, OR 97068	Project Manager: Steve Locke	

Semivolatile Organic Compounds per EPA Method 8270C
TestAmerica - Portland, OR

Analyte	Method	Result	MDL*	MRL	Units	Dil	Batch	Prepared	Analyzed	Notes
PQD0870-01 (MW1-407)		Water			Sampled: 04/19/07 14:02					
Carbazole	EPA 8270C	ND	2.86	4.76	ug/l	1x	7040947	04/23/07 15:30	05/01/07 01:59	
Acenaphthene	"	ND	2.86	4.76	"	"	"	"	"	
Acenaphthylene	"	ND	2.86	4.76	"	"	"	"	"	
Anthracene	"	ND	2.86	4.76	"	"	"	"	"	
Benzo (a) anthracene	"	ND	2.86	4.76	"	"	"	"	"	
Benzo (a) pyrene	"	ND	2.86	4.76	"	"	"	"	"	
Benzo (b) fluoranthene	"	ND	2.86	4.76	"	"	"	"	"	
Benzo (ghi) perylene	"	ND	2.86	4.76	"	"	"	"	"	
Benzo (k) fluoranthene	"	ND	2.86	4.76	"	"	"	"	"	
Benzoic Acid	"	ND	47.6	47.6	"	"	"	"	"	
Benzyl alcohol	"	ND	4.76	9.52	"	"	"	"	"	
4-Bromophenyl phenyl ether	"	ND	2.86	4.76	"	"	"	"	"	
Butyl benzyl phthalate	"	ND	2.86	4.76	"	"	"	"	"	
4-Chloro-3-methylphenol	"	ND	2.86	4.76	"	"	"	"	"	
4-Chloroaniline	"	ND	9.52	19.0	"	"	"	"	"	
Bis(2-chloroethoxy)methane	"	ND	4.76	9.52	"	"	"	"	"	
Bis(2-chloroethyl)ether	"	ND	2.86	4.76	"	"	"	"	"	
Bis(2-chloroisopropyl)ether	"	ND	4.76	9.52	"	"	"	"	"	
2-Chloronaphthalene	"	ND	2.86	4.76	"	"	"	"	"	
2-Chlorophenol	"	ND	2.86	4.76	"	"	"	"	"	
4-Chlorophenyl phenyl ether	"	ND	2.86	4.76	"	"	"	"	"	
Chrysene	"	ND	2.86	4.76	"	"	"	"	"	
Di-n-butyl phthalate	"	ND	2.86	4.76	"	"	"	"	"	
Di-n-octyl phthalate	"	ND	2.86	4.76	"	"	"	"	"	
Dibenzo (a,h) anthracene	"	ND	2.86	4.76	"	"	"	"	"	
Dibenzofuran	"	ND	2.86	4.76	"	"	"	"	"	
1,2-Dichlorobenzene	"	ND	4.76	4.76	"	"	"	"	"	
1,3-Dichlorobenzene	"	ND	4.76	4.76	"	"	"	"	"	
1,4-Dichlorobenzene	"	ND	4.76	4.76	"	"	"	"	"	
3,3'-Dichlorobenzidine	"	ND	2.86	4.76	"	"	"	"	"	
2,4-Dichlorophenol	"	ND	2.86	4.76	"	"	"	"	"	
Diethyl phthalate	"	ND	2.86	4.76	"	"	"	"	"	
2,4-Dimethylphenol	"	ND	4.76	9.52	"	"	"	"	"	
Dimethyl phthalate	"	ND	2.86	4.76	"	"	"	"	"	
4,6-Dinitro-2-methylphenol	"	ND	4.76	9.52	"	"	"	"	"	
2,4-Dinitrophenol	"	ND	14.3	23.8	"	"	"	"	"	
2,4-Dinitrotoluene	"	ND	2.86	4.76	"	"	"	"	"	
2,6-Dinitrotoluene	"	ND	2.86	4.76	"	"	"	"	"	
Bis(2-ethylhexyl)phthalate	"	ND	9.52	9.52	"	"	"	"	"	
Fluoranthene	"	ND	2.86	4.76	"	"	"	"	"	
Fluorene	"	ND	2.86	4.76	"	"	"	"	"	
Hexachlorobenzene	"	ND	2.86	4.76	"	"	"	"	"	
Hexachlorobutadiene	"	ND	4.76	9.52	"	"	"	"	"	

TestAmerica - Portland, OR

The results in this report apply to the samples analyzed in accordance with the chain of custody document. This analytical report shall not be reproduced except in full, without the written approval of the laboratory.

Sarah Rockwell

Sarah Rockwell, Project Manager



SLR-Portland	Project Name: Jeld Wen- Nord Door	Report Created:
1800 Blankenship Road Suite 440	Project Number: 008.0228.00026	05/08/07 11:41
West Linn, OR 97068	Project Manager: Steve Locke	

Semivolatile Organic Compounds per EPA Method 8270C
TestAmerica - Portland, OR

Analyte	Method	Result	MDL*	MRL	Units	Dil	Batch	Prepared	Analyzed	Notes
PQD0870-01 (MW1-407)		Water			Sampled: 04/19/07 14:02					
Hexachlorocyclopentadiene	EPA 8270C	ND	4.76	9.52	ug/l	1x	7040947	04/23/07 15:30	05/01/07 01:59	
Hexachloroethane	"	ND	4.76	9.52	"	"	"	"	"	"
Indeno (1,2,3-cd) pyrene	"	ND	2.86	4.76	"	"	"	"	"	"
Isophorone	"	ND	2.86	4.76	"	"	"	"	"	"
2-Methylnaphthalene	"	ND	2.86	4.76	"	"	"	"	"	"
2-Methylphenol	"	ND	4.76	9.52	"	"	"	"	"	"
3-,4-Methylphenol	"	ND	2.86	4.76	"	"	"	"	"	"
Naphthalene	"	ND	2.86	4.76	"	"	"	"	"	"
2-Nitroaniline	"	ND	2.86	4.76	"	"	"	"	"	"
3-Nitroaniline	"	ND	4.76	9.52	"	"	"	"	"	"
4-Nitroaniline	"	ND	4.76	9.52	"	"	"	"	"	"
Nitrobenzene	"	ND	2.86	4.76	"	"	"	"	"	"
2-Nitrophenol	"	ND	2.86	4.76	"	"	"	"	"	"
4-Nitrophenol	"	ND	9.52	23.8	"	"	"	"	"	"
N-Nitrosodi-n-propylamine	"	ND	4.76	9.52	"	"	"	"	"	"
N-Nitrosodiphenylamine	"	ND	2.86	4.76	"	"	"	"	"	"
Pentachlorophenol	"	ND	4.76	9.52	"	"	"	"	"	"
Phenanthrene	"	ND	2.86	4.76	"	"	"	"	"	"
Phenol	"	ND	2.86	4.76	"	"	"	"	"	"
Pyrene	"	ND	2.86	4.76	"	"	"	"	"	"
1,2,4-Trichlorobenzene	"	ND	4.76	4.76	"	"	"	"	"	"
2,4,5-Trichlorophenol	"	ND	2.86	4.76	"	"	"	"	"	"
2,4,6-Trichlorophenol	"	ND	2.86	4.76	"	"	"	"	"	"
<i>Surrogate(s):</i>										
	2-Fluorobiphenyl		73.4%		22 - 120 %	"				"
	2-Fluorophenol		69.9%		5 - 120 %	"				"
	Nitrobenzene-d5		80.4%		26 - 127 %	"				"
	Phenol-d6		108%		4 - 121 %	"				"
	p-Terphenyl-d14		82.1%		37 - 130 %	"				"
	2,4,6-Tribromophenol		87.4%		21 - 129 %	"				"

TestAmerica - Portland, OR

The results in this report apply to the samples analyzed in accordance with the chain of custody document. This analytical report shall not be reproduced except in full, without the written approval of the laboratory.

Sarah Rockwell

Sarah Rockwell, Project Manager



SLR-Portland	Project Name: Jeld Wen- Nord Door	Report Created:
1800 Blankenship Road Suite 440	Project Number: 008.0228.00026	05/08/07 11:41
West Linn, OR 97068	Project Manager: Steve Locke	

Semivolatile Organic Compounds per EPA Method 8270C
TestAmerica - Portland, OR

Analyte	Method	Result	MDL*	MRL	Units	Dil	Batch	Prepared	Analyzed	Notes
PQD0870-02 (MW2-407)		Water			Sampled: 04/19/07 13:35					
Carbazole	EPA 8270C	ND	2.86	4.76	ug/l	1x	7040947	04/23/07 15:30	05/01/07 02:43	
Acenaphthene	"	ND	2.86	4.76	"	"	"	"	"	
Acenaphthylene	"	ND	2.86	4.76	"	"	"	"	"	
Anthracene	"	ND	2.86	4.76	"	"	"	"	"	
Benzo (a) anthracene	"	ND	2.86	4.76	"	"	"	"	"	
Benzo (a) pyrene	"	ND	2.86	4.76	"	"	"	"	"	
Benzo (b) fluoranthene	"	ND	2.86	4.76	"	"	"	"	"	
Benzo (ghi) perylene	"	ND	2.86	4.76	"	"	"	"	"	
Benzo (k) fluoranthene	"	ND	2.86	4.76	"	"	"	"	"	
Benzoic Acid	"	ND	47.6	47.6	"	"	"	"	"	
Benzyl alcohol	"	ND	4.76	9.52	"	"	"	"	"	
4-Bromophenyl phenyl ether	"	ND	2.86	4.76	"	"	"	"	"	
Butyl benzyl phthalate	"	ND	2.86	4.76	"	"	"	"	"	
4-Chloro-3-methylphenol	"	ND	2.86	4.76	"	"	"	"	"	
4-Chloroaniline	"	ND	9.52	19.0	"	"	"	"	"	
Bis(2-chloroethoxy)methane	"	ND	4.76	9.52	"	"	"	"	"	
Bis(2-chloroethyl)ether	"	ND	2.86	4.76	"	"	"	"	"	
Bis(2-chloroisopropyl)ether	"	ND	4.76	9.52	"	"	"	"	"	
2-Chloronaphthalene	"	ND	2.86	4.76	"	"	"	"	"	
2-Chlorophenol	"	ND	2.86	4.76	"	"	"	"	"	
4-Chlorophenyl phenyl ether	"	ND	2.86	4.76	"	"	"	"	"	
Chrysene	"	ND	2.86	4.76	"	"	"	"	"	
Di-n-butyl phthalate	"	ND	2.86	4.76	"	"	"	"	"	
Di-n-octyl phthalate	"	ND	2.86	4.76	"	"	"	"	"	
Dibenzo (a,h) anthracene	"	ND	2.86	4.76	"	"	"	"	"	
Dibenzofuran	"	ND	2.86	4.76	"	"	"	"	"	
1,2-Dichlorobenzene	"	ND	4.76	4.76	"	"	"	"	"	
1,3-Dichlorobenzene	"	ND	4.76	4.76	"	"	"	"	"	
1,4-Dichlorobenzene	"	ND	4.76	4.76	"	"	"	"	"	
3,3'-Dichlorobenzidine	"	ND	2.86	4.76	"	"	"	"	"	
2,4-Dichlorophenol	"	ND	2.86	4.76	"	"	"	"	"	
Diethyl phthalate	"	ND	2.86	4.76	"	"	"	"	"	
2,4-Dimethylphenol	"	ND	4.76	9.52	"	"	"	"	"	
Dimethyl phthalate	"	ND	2.86	4.76	"	"	"	"	"	
4,6-Dinitro-2-methylphenol	"	ND	4.76	9.52	"	"	"	"	"	
2,4-Dinitrophenol	"	ND	14.3	23.8	"	"	"	"	"	
2,4-Dinitrotoluene	"	ND	2.86	4.76	"	"	"	"	"	
2,6-Dinitrotoluene	"	ND	2.86	4.76	"	"	"	"	"	
Bis(2-ethylhexyl)phthalate	"	ND	9.52	9.52	"	"	"	"	"	
Fluoranthene	"	ND	2.86	4.76	"	"	"	"	"	
Fluorene	"	ND	2.86	4.76	"	"	"	"	"	
Hexachlorobenzene	"	ND	2.86	4.76	"	"	"	"	"	
Hexachlorobutadiene	"	ND	4.76	9.52	"	"	"	"	"	

TestAmerica - Portland, OR

The results in this report apply to the samples analyzed in accordance with the chain of custody document. This analytical report shall not be reproduced except in full, without the written approval of the laboratory.

Sarah Rockwell

Sarah Rockwell, Project Manager



SLR-Portland	Project Name: Jeld Wen- Nord Door	Report Created:
1800 Blankenship Road Suite 440	Project Number: 008.0228.00026	05/08/07 11:41
West Linn, OR 97068	Project Manager: Steve Locke	

Semivolatile Organic Compounds per EPA Method 8270C
TestAmerica - Portland, OR

Analyte	Method	Result	MDL*	MRL	Units	Dil	Batch	Prepared	Analyzed	Notes
PQD0870-02 (MW2-407)		Water			Sampled: 04/19/07 13:35					
Hexachlorocyclopentadiene	EPA 8270C	ND	4.76	9.52	ug/l	1x	7040947	04/23/07 15:30	05/01/07 02:43	
Hexachloroethane	"	ND	4.76	9.52	"	"	"	"	"	"
Indeno (1,2,3-cd) pyrene	"	ND	2.86	4.76	"	"	"	"	"	"
Isophorone	"	ND	2.86	4.76	"	"	"	"	"	"
2-Methylnaphthalene	"	ND	2.86	4.76	"	"	"	"	"	"
2-Methylphenol	"	ND	4.76	9.52	"	"	"	"	"	"
3-,4-Methylphenol	"	ND	2.86	4.76	"	"	"	"	"	"
Naphthalene	"	ND	2.86	4.76	"	"	"	"	"	"
2-Nitroaniline	"	ND	2.86	4.76	"	"	"	"	"	"
3-Nitroaniline	"	ND	4.76	9.52	"	"	"	"	"	"
4-Nitroaniline	"	ND	4.76	9.52	"	"	"	"	"	"
Nitrobenzene	"	ND	2.86	4.76	"	"	"	"	"	"
2-Nitrophenol	"	ND	2.86	4.76	"	"	"	"	"	"
4-Nitrophenol	"	ND	9.52	23.8	"	"	"	"	"	"
N-Nitrosodi-n-propylamine	"	ND	4.76	9.52	"	"	"	"	"	"
N-Nitrosodiphenylamine	"	ND	2.86	4.76	"	"	"	"	"	"
Pentachlorophenol	"	ND	4.76	9.52	"	"	"	"	"	"
Phenanthrene	"	ND	2.86	4.76	"	"	"	"	"	"
Phenol	"	ND	2.86	4.76	"	"	"	"	"	"
Pyrene	"	ND	2.86	4.76	"	"	"	"	"	"
1,2,4-Trichlorobenzene	"	ND	4.76	4.76	"	"	"	"	"	"
2,4,5-Trichlorophenol	"	ND	2.86	4.76	"	"	"	"	"	"
2,4,6-Trichlorophenol	"	ND	2.86	4.76	"	"	"	"	"	"
<i>Surrogate(s):</i>										
	2-Fluorobiphenyl		67.6%		22 - 120 %	"				"
	2-Fluorophenol		63.5%		5 - 120 %	"				"
	Nitrobenzene-d5		80.8%		26 - 127 %	"				"
	Phenol-d6		99.3%		4 - 121 %	"				"
	p-Terphenyl-d14		84.0%		37 - 130 %	"				"
	2,4,6-Tribromophenol		81.1%		21 - 129 %	"				"

TestAmerica - Portland, OR

The results in this report apply to the samples analyzed in accordance with the chain of custody document. This analytical report shall not be reproduced except in full, without the written approval of the laboratory.

Sarah Rockwell

Sarah Rockwell, Project Manager



SLR-Portland	Project Name: Jeld Wen- Nord Door	Report Created:
1800 Blankenship Road Suite 440	Project Number: 008.0228.00026	05/08/07 11:41
West Linn, OR 97068	Project Manager: Steve Locke	

Semivolatile Organic Compounds per EPA Method 8270C
TestAmerica - Portland, OR

Analyte	Method	Result	MDL*	MRL	Units	Dil	Batch	Prepared	Analyzed	Notes
PQD0870-03 (MW3-407)		Water			Sampled: 04/19/07 15:20					
Carbazole	EPA 8270C	ND	2.86	4.76	ug/l	1x	7040947	04/23/07 15:30	05/02/07 03:33	
Acenaphthene	"	ND	2.86	4.76	"	"	"	"	"	
Acenaphthylene	"	ND	2.86	4.76	"	"	"	"	"	
Anthracene	"	ND	2.86	4.76	"	"	"	"	"	
Benzo (a) anthracene	"	ND	2.86	4.76	"	"	"	"	"	
Benzo (a) pyrene	"	ND	2.86	4.76	"	"	"	"	"	
Benzo (b) fluoranthene	"	ND	2.86	4.76	"	"	"	"	"	
Benzo (ghi) perylene	"	ND	2.86	4.76	"	"	"	"	"	
Benzo (k) fluoranthene	"	ND	2.86	4.76	"	"	"	"	"	
Benzoic Acid	"	ND	47.6	47.6	"	"	"	"	"	
Benzyl alcohol	"	ND	4.76	9.52	"	"	"	"	"	
4-Bromophenyl phenyl ether	"	ND	2.86	4.76	"	"	"	"	"	
Butyl benzyl phthalate	"	ND	2.86	4.76	"	"	"	"	"	
4-Chloro-3-methylphenol	"	ND	2.86	4.76	"	"	"	"	"	
4-Chloroaniline	"	ND	9.52	19.0	"	"	"	"	"	
Bis(2-chloroethoxy)methane	"	ND	4.76	9.52	"	"	"	"	"	
Bis(2-chloroethyl)ether	"	ND	2.86	4.76	"	"	"	"	"	
Bis(2-chloroisopropyl)ether	"	ND	4.76	9.52	"	"	"	"	"	
2-Chloronaphthalene	"	ND	2.86	4.76	"	"	"	"	"	
2-Chlorophenol	"	ND	2.86	4.76	"	"	"	"	"	
4-Chlorophenyl phenyl ether	"	ND	2.86	4.76	"	"	"	"	"	
Chrysene	"	ND	2.86	4.76	"	"	"	"	"	
Di-n-butyl phthalate	"	ND	2.86	4.76	"	"	"	"	"	
Di-n-octyl phthalate	"	ND	2.86	4.76	"	"	"	"	"	
Dibenzo (a,h) anthracene	"	ND	2.86	4.76	"	"	"	"	"	
Dibenzofuran	"	ND	2.86	4.76	"	"	"	"	"	
1,2-Dichlorobenzene	"	ND	4.76	4.76	"	"	"	"	"	
1,3-Dichlorobenzene	"	ND	4.76	4.76	"	"	"	"	"	
1,4-Dichlorobenzene	"	ND	4.76	4.76	"	"	"	"	"	
3,3'-Dichlorobenzidine	"	ND	2.86	4.76	"	"	"	"	"	
2,4-Dichlorophenol	"	ND	2.86	4.76	"	"	"	"	"	
Diethyl phthalate	"	ND	2.86	4.76	"	"	"	"	"	
2,4-Dimethylphenol	"	ND	4.76	9.52	"	"	"	"	"	
Dimethyl phthalate	"	ND	2.86	4.76	"	"	"	"	"	
4,6-Dinitro-2-methylphenol	"	ND	4.76	9.52	"	"	"	"	"	
2,4-Dinitrophenol	"	ND	14.3	23.8	"	"	"	"	"	
2,4-Dinitrotoluene	"	ND	2.86	4.76	"	"	"	"	"	
2,6-Dinitrotoluene	"	ND	2.86	4.76	"	"	"	"	"	
Bis(2-ethylhexyl)phthalate	"	ND	9.52	9.52	"	"	"	"	"	
Fluoranthene	"	ND	2.86	4.76	"	"	"	"	"	
Fluorene	"	ND	2.86	4.76	"	"	"	"	"	
Hexachlorobenzene	"	ND	2.86	4.76	"	"	"	"	"	
Hexachlorobutadiene	"	ND	4.76	9.52	"	"	"	"	"	

TestAmerica - Portland, OR

The results in this report apply to the samples analyzed in accordance with the chain of custody document. This analytical report shall not be reproduced except in full, without the written approval of the laboratory.

Sarah Rockwell

Sarah Rockwell, Project Manager



SLR-Portland	Project Name: Jeld Wen- Nord Door	Report Created:
1800 Blankenship Road Suite 440	Project Number: 008.0228.00026	05/08/07 11:41
West Linn, OR 97068	Project Manager: Steve Locke	

Semivolatile Organic Compounds per EPA Method 8270C
TestAmerica - Portland, OR

Analyte	Method	Result	MDL*	MRL	Units	Dil	Batch	Prepared	Analyzed	Notes
PQD0870-03 (MW3-407)		Water			Sampled: 04/19/07 15:20					
Hexachlorocyclopentadiene	EPA 8270C	ND	4.76	9.52	ug/l	1x	7040947	04/23/07 15:30	05/02/07 03:33	
Hexachloroethane	"	ND	4.76	9.52	"	"	"	"	"	"
Indeno (1,2,3-cd) pyrene	"	ND	2.86	4.76	"	"	"	"	"	"
Isophorone	"	ND	2.86	4.76	"	"	"	"	"	"
2-Methylnaphthalene	"	ND	2.86	4.76	"	"	"	"	"	"
2-Methylphenol	"	ND	4.76	9.52	"	"	"	"	"	"
3-,4-Methylphenol	"	ND	2.86	4.76	"	"	"	"	"	"
Naphthalene	"	ND	2.86	4.76	"	"	"	"	"	"
2-Nitroaniline	"	ND	2.86	4.76	"	"	"	"	"	"
3-Nitroaniline	"	ND	4.76	9.52	"	"	"	"	"	"
4-Nitroaniline	"	ND	4.76	9.52	"	"	"	"	"	"
Nitrobenzene	"	ND	2.86	4.76	"	"	"	"	"	"
2-Nitrophenol	"	ND	2.86	4.76	"	"	"	"	"	"
4-Nitrophenol	"	ND	9.52	23.8	"	"	"	"	"	"
N-Nitrosodi-n-propylamine	"	ND	4.76	9.52	"	"	"	"	"	"
N-Nitrosodiphenylamine	"	ND	2.86	4.76	"	"	"	"	"	"
Pentachlorophenol	"	ND	4.76	9.52	"	"	"	"	"	"
Phenanthrene	"	ND	2.86	4.76	"	"	"	"	"	"
Phenol	"	ND	2.86	4.76	"	"	"	"	"	"
Pyrene	"	ND	2.86	4.76	"	"	"	"	"	"
1,2,4-Trichlorobenzene	"	ND	4.76	4.76	"	"	"	"	"	"
2,4,5-Trichlorophenol	"	ND	2.86	4.76	"	"	"	"	"	"
2,4,6-Trichlorophenol	"	ND	2.86	4.76	"	"	"	"	"	"
<i>Surrogate(s):</i>										
	<i>2-Fluorobiphenyl</i>		78.9%		22 - 120 %	"				"
	<i>2-Fluorophenol</i>		46.3%		5 - 120 %	"				"
	<i>Nitrobenzene-d5</i>		91.3%		26 - 127 %	"				"
	<i>Phenol-d6</i>		69.9%		4 - 121 %	"				"
	<i>p-Terphenyl-d14</i>		77.7%		37 - 130 %	"				"
	<i>2,4,6-Tribromophenol</i>		64.5%		21 - 129 %	"				"

TestAmerica - Portland, OR

The results in this report apply to the samples analyzed in accordance with the chain of custody document. This analytical report shall not be reproduced except in full, without the written approval of the laboratory.

Sarah Rockwell

Sarah Rockwell, Project Manager



SLR-Portland	Project Name: Jeld Wen- Nord Door	Report Created:
1800 Blankenship Road Suite 440	Project Number: 008.0228.00026	05/08/07 11:41
West Linn, OR 97068	Project Manager: Steve Locke	

Semivolatile Organic Compounds per EPA Method 8270C
TestAmerica - Portland, OR

Analyte	Method	Result	MDL*	MRL	Units	Dil	Batch	Prepared	Analyzed	Notes
PQD0870-04 (MW4-407)		Water				Sampled: 04/19/07 14:47				
Carbazole	EPA 8270C	ND	2.86	4.76	ug/l	1x	7040947	04/23/07 15:30	05/02/07 04:17	
Acenaphthene	"	ND	2.86	4.76	"	"	"	"	"	
Acenaphthylene	"	ND	2.86	4.76	"	"	"	"	"	
Anthracene	"	ND	2.86	4.76	"	"	"	"	"	
Benzo (a) anthracene	"	ND	2.86	4.76	"	"	"	"	"	
Benzo (a) pyrene	"	ND	2.86	4.76	"	"	"	"	"	
Benzo (b) fluoranthene	"	ND	2.86	4.76	"	"	"	"	"	
Benzo (ghi) perylene	"	ND	2.86	4.76	"	"	"	"	"	
Benzo (k) fluoranthene	"	ND	2.86	4.76	"	"	"	"	"	
Benzoic Acid	"	ND	47.6	47.6	"	"	"	"	"	
Benzyl alcohol	"	ND	4.76	9.52	"	"	"	"	"	
4-Bromophenyl phenyl ether	"	ND	2.86	4.76	"	"	"	"	"	
Butyl benzyl phthalate	"	ND	2.86	4.76	"	"	"	"	"	
4-Chloro-3-methylphenol	"	ND	2.86	4.76	"	"	"	"	"	
4-Chloroaniline	"	ND	9.52	19.0	"	"	"	"	"	
Bis(2-chloroethoxy)methane	"	ND	4.76	9.52	"	"	"	"	"	
Bis(2-chloroethyl)ether	"	ND	2.86	4.76	"	"	"	"	"	
Bis(2-chloroisopropyl)ether	"	ND	4.76	9.52	"	"	"	"	"	
2-Chloronaphthalene	"	ND	2.86	4.76	"	"	"	"	"	
2-Chlorophenol	"	ND	2.86	4.76	"	"	"	"	"	
4-Chlorophenyl phenyl ether	"	ND	2.86	4.76	"	"	"	"	"	
Chrysene	"	ND	2.86	4.76	"	"	"	"	"	
Di-n-butyl phthalate	"	ND	2.86	4.76	"	"	"	"	"	
Di-n-octyl phthalate	"	ND	2.86	4.76	"	"	"	"	"	
Dibenzo (a,h) anthracene	"	ND	2.86	4.76	"	"	"	"	"	
Dibenzofuran	"	ND	2.86	4.76	"	"	"	"	"	
1,2-Dichlorobenzene	"	ND	4.76	4.76	"	"	"	"	"	
1,3-Dichlorobenzene	"	ND	4.76	4.76	"	"	"	"	"	
1,4-Dichlorobenzene	"	ND	4.76	4.76	"	"	"	"	"	
3,3'-Dichlorobenzidine	"	ND	2.86	4.76	"	"	"	"	"	
2,4-Dichlorophenol	"	ND	2.86	4.76	"	"	"	"	"	
Diethyl phthalate	"	ND	2.86	4.76	"	"	"	"	"	
2,4-Dimethylphenol	"	ND	4.76	9.52	"	"	"	"	"	
Dimethyl phthalate	"	ND	2.86	4.76	"	"	"	"	"	
4,6-Dinitro-2-methylphenol	"	ND	4.76	9.52	"	"	"	"	"	
2,4-Dinitrophenol	"	ND	14.3	23.8	"	"	"	"	"	
2,4-Dinitrotoluene	"	ND	2.86	4.76	"	"	"	"	"	
2,6-Dinitrotoluene	"	ND	2.86	4.76	"	"	"	"	"	
Bis(2-ethylhexyl)phthalate	"	ND	9.52	9.52	"	"	"	"	"	
Fluoranthene	"	ND	2.86	4.76	"	"	"	"	"	
Fluorene	"	ND	2.86	4.76	"	"	"	"	"	
Hexachlorobenzene	"	ND	2.86	4.76	"	"	"	"	"	
Hexachlorobutadiene	"	ND	4.76	9.52	"	"	"	"	"	

TestAmerica - Portland, OR

The results in this report apply to the samples analyzed in accordance with the chain of custody document. This analytical report shall not be reproduced except in full, without the written approval of the laboratory.

Sarah Rockwell

Sarah Rockwell, Project Manager



SLR-Portland	Project Name: Jeld Wen- Nord Door	Report Created:
1800 Blankenship Road Suite 440	Project Number: 008.0228.00026	05/08/07 11:41
West Linn, OR 97068	Project Manager: Steve Locke	

Semivolatile Organic Compounds per EPA Method 8270C
TestAmerica - Portland, OR

Analyte	Method	Result	MDL*	MRL	Units	Dil	Batch	Prepared	Analyzed	Notes
PQD0870-04 (MW4-407)		Water			Sampled: 04/19/07 14:47					
Hexachlorocyclopentadiene	EPA 8270C	ND	4.76	9.52	ug/l	1x	7040947	04/23/07 15:30	05/02/07 04:17	
Hexachloroethane	"	ND	4.76	9.52	"	"	"	"	"	
Indeno (1,2,3-cd) pyrene	"	ND	2.86	4.76	"	"	"	"	"	
Isophorone	"	ND	2.86	4.76	"	"	"	"	"	
2-Methylnaphthalene	"	ND	2.86	4.76	"	"	"	"	"	
2-Methylphenol	"	ND	4.76	9.52	"	"	"	"	"	
3-,4-Methylphenol	"	ND	2.86	4.76	"	"	"	"	"	
Naphthalene	"	ND	2.86	4.76	"	"	"	"	"	
2-Nitroaniline	"	ND	2.86	4.76	"	"	"	"	"	
3-Nitroaniline	"	ND	4.76	9.52	"	"	"	"	"	
4-Nitroaniline	"	ND	4.76	9.52	"	"	"	"	"	
Nitrobenzene	"	ND	2.86	4.76	"	"	"	"	"	
2-Nitrophenol	"	ND	2.86	4.76	"	"	"	"	"	
4-Nitrophenol	"	ND	9.52	23.8	"	"	"	"	"	
N-Nitrosodi-n-propylamine	"	ND	4.76	9.52	"	"	"	"	"	
N-Nitrosodiphenylamine	"	ND	2.86	4.76	"	"	"	"	"	
Pentachlorophenol	"	ND	4.76	9.52	"	"	"	"	"	
Phenanthrene	"	ND	2.86	4.76	"	"	"	"	"	
Phenol	"	ND	2.86	4.76	"	"	"	"	"	
Pyrene	"	ND	2.86	4.76	"	"	"	"	"	
1,2,4-Trichlorobenzene	"	ND	4.76	4.76	"	"	"	"	"	
2,4,5-Trichlorophenol	"	ND	2.86	4.76	"	"	"	"	"	
2,4,6-Trichlorophenol	"	ND	2.86	4.76	"	"	"	"	"	
<i>Surrogate(s): 2-Fluorobiphenyl</i>			69.2%		22 - 120 %	"				"
<i>2-Fluorophenol</i>			59.2%		5 - 120 %	"				"
<i>Nitrobenzene-d5</i>			79.0%		26 - 127 %	"				"
<i>Phenol-d6</i>			90.2%		4 - 121 %	"				"
<i>p-Terphenyl-d14</i>			86.1%		37 - 130 %	"				"
<i>2,4,6-Tribromophenol</i>			74.8%		21 - 129 %	"				"

TestAmerica - Portland, OR

The results in this report apply to the samples analyzed in accordance with the chain of custody document. This analytical report shall not be reproduced except in full, without the written approval of the laboratory.

Sarah Rockwell

Sarah Rockwell, Project Manager



SLR-Portland	Project Name: Jeld Wen- Nord Door	Report Created:
1800 Blankenship Road Suite 440	Project Number: 008.0228.00026	05/08/07 11:41
West Linn, OR 97068	Project Manager: Steve Locke	

Semivolatile Organic Compounds per EPA Method 8270C
TestAmerica - Portland, OR

Analyte	Method	Result	MDL*	MRL	Units	Dil	Batch	Prepared	Analyzed	Notes
PQD0870-05 (MW5-407)		Water			Sampled: 04/19/07 15:46					
Carbazole	EPA 8270C	ND	2.86	4.76	ug/l	1x	7040947	04/23/07 15:30	05/02/07 05:01	
Acenaphthene	"	ND	2.86	4.76	"	"	"	"	"	
Acenaphthylene	"	ND	2.86	4.76	"	"	"	"	"	
Anthracene	"	ND	2.86	4.76	"	"	"	"	"	
Benzo (a) anthracene	"	ND	2.86	4.76	"	"	"	"	"	
Benzo (a) pyrene	"	ND	2.86	4.76	"	"	"	"	"	
Benzo (b) fluoranthene	"	ND	2.86	4.76	"	"	"	"	"	
Benzo (ghi) perylene	"	ND	2.86	4.76	"	"	"	"	"	
Benzo (k) fluoranthene	"	ND	2.86	4.76	"	"	"	"	"	
Benzoic Acid	"	ND	47.6	47.6	"	"	"	"	"	
Benzyl alcohol	"	ND	4.76	9.52	"	"	"	"	"	
4-Bromophenyl phenyl ether	"	ND	2.86	4.76	"	"	"	"	"	
Butyl benzyl phthalate	"	ND	2.86	4.76	"	"	"	"	"	
4-Chloro-3-methylphenol	"	ND	2.86	4.76	"	"	"	"	"	
4-Chloroaniline	"	ND	9.52	19.0	"	"	"	"	"	
Bis(2-chloroethoxy)methane	"	ND	4.76	9.52	"	"	"	"	"	
Bis(2-chloroethyl)ether	"	ND	2.86	4.76	"	"	"	"	"	
Bis(2-chloroisopropyl)ether	"	ND	4.76	9.52	"	"	"	"	"	
2-Chloronaphthalene	"	ND	2.86	4.76	"	"	"	"	"	
2-Chlorophenol	"	ND	2.86	4.76	"	"	"	"	"	
4-Chlorophenyl phenyl ether	"	ND	2.86	4.76	"	"	"	"	"	
Chrysene	"	ND	2.86	4.76	"	"	"	"	"	
Di-n-butyl phthalate	"	ND	2.86	4.76	"	"	"	"	"	
Di-n-octyl phthalate	"	ND	2.86	4.76	"	"	"	"	"	
Dibenzo (a,h) anthracene	"	ND	2.86	4.76	"	"	"	"	"	
Dibenzofuran	"	ND	2.86	4.76	"	"	"	"	"	
1,2-Dichlorobenzene	"	ND	4.76	4.76	"	"	"	"	"	
1,3-Dichlorobenzene	"	ND	4.76	4.76	"	"	"	"	"	
1,4-Dichlorobenzene	"	ND	4.76	4.76	"	"	"	"	"	
3,3'-Dichlorobenzidine	"	ND	2.86	4.76	"	"	"	"	"	
2,4-Dichlorophenol	"	ND	2.86	4.76	"	"	"	"	"	
Diethyl phthalate	"	ND	2.86	4.76	"	"	"	"	"	
2,4-Dimethylphenol	"	ND	4.76	9.52	"	"	"	"	"	
Dimethyl phthalate	"	ND	2.86	4.76	"	"	"	"	"	
4,6-Dinitro-2-methylphenol	"	ND	4.76	9.52	"	"	"	"	"	
2,4-Dinitrophenol	"	ND	14.3	23.8	"	"	"	"	"	
2,4-Dinitrotoluene	"	ND	2.86	4.76	"	"	"	"	"	
2,6-Dinitrotoluene	"	ND	2.86	4.76	"	"	"	"	"	
Bis(2-ethylhexyl)phthalate	"	ND	9.52	9.52	"	"	"	"	"	
Fluoranthene	"	ND	2.86	4.76	"	"	"	"	"	
Fluorene	"	ND	2.86	4.76	"	"	"	"	"	
Hexachlorobenzene	"	ND	2.86	4.76	"	"	"	"	"	
Hexachlorobutadiene	"	ND	4.76	9.52	"	"	"	"	"	

TestAmerica - Portland, OR

The results in this report apply to the samples analyzed in accordance with the chain of custody document. This analytical report shall not be reproduced except in full, without the written approval of the laboratory.

Sarah Rockwell

Sarah Rockwell, Project Manager



SLR-Portland	Project Name: Jeld Wen- Nord Door	Report Created:
1800 Blankenship Road Suite 440	Project Number: 008.0228.00026	05/08/07 11:41
West Linn, OR 97068	Project Manager: Steve Locke	

Semivolatile Organic Compounds per EPA Method 8270C
TestAmerica - Portland, OR

Analyte	Method	Result	MDL*	MRL	Units	Dil	Batch	Prepared	Analyzed	Notes
PQD0870-05 (MW5-407)		Water			Sampled: 04/19/07 15:46					
Hexachlorocyclopentadiene	EPA 8270C	ND	4.76	9.52	ug/l	1x	7040947	04/23/07 15:30	05/02/07 05:01	
Hexachloroethane	"	ND	4.76	9.52	"	"	"	"	"	"
Indeno (1,2,3-cd) pyrene	"	ND	2.86	4.76	"	"	"	"	"	"
Isophorone	"	ND	2.86	4.76	"	"	"	"	"	"
2-Methylnaphthalene	"	ND	2.86	4.76	"	"	"	"	"	"
2-Methylphenol	"	ND	4.76	9.52	"	"	"	"	"	"
3-,4-Methylphenol	"	ND	2.86	4.76	"	"	"	"	"	"
Naphthalene	"	ND	2.86	4.76	"	"	"	"	"	"
2-Nitroaniline	"	ND	2.86	4.76	"	"	"	"	"	"
3-Nitroaniline	"	ND	4.76	9.52	"	"	"	"	"	"
4-Nitroaniline	"	ND	4.76	9.52	"	"	"	"	"	"
Nitrobenzene	"	ND	2.86	4.76	"	"	"	"	"	"
2-Nitrophenol	"	ND	2.86	4.76	"	"	"	"	"	"
4-Nitrophenol	"	ND	9.52	23.8	"	"	"	"	"	"
N-Nitrosodi-n-propylamine	"	ND	4.76	9.52	"	"	"	"	"	"
N-Nitrosodiphenylamine	"	ND	2.86	4.76	"	"	"	"	"	"
Pentachlorophenol	"	ND	4.76	9.52	"	"	"	"	"	"
Phenanthrene	"	ND	2.86	4.76	"	"	"	"	"	"
Phenol	"	ND	2.86	4.76	"	"	"	"	"	"
Pyrene	"	ND	2.86	4.76	"	"	"	"	"	"
1,2,4-Trichlorobenzene	"	ND	4.76	4.76	"	"	"	"	"	"
2,4,5-Trichlorophenol	"	ND	2.86	4.76	"	"	"	"	"	"
2,4,6-Trichlorophenol	"	ND	2.86	4.76	"	"	"	"	"	"
<i>Surrogate(s):</i>										
	2-Fluorobiphenyl		79.0%		22 - 120 %	"				"
	2-Fluorophenol		61.7%		5 - 120 %	"				"
	Nitrobenzene-d5		83.2%		26 - 127 %	"				"
	Phenol-d6		86.7%		4 - 121 %	"				"
	p-Terphenyl-d14		75.6%		37 - 130 %	"				"
	2,4,6-Tribromophenol		89.5%		21 - 129 %	"				"

TestAmerica - Portland, OR

The results in this report apply to the samples analyzed in accordance with the chain of custody document. This analytical report shall not be reproduced except in full, without the written approval of the laboratory.

Sarah Rockwell

Sarah Rockwell, Project Manager



SLR-Portland	Project Name: Jeld Wen- Nord Door	Report Created:
1800 Blankenship Road Suite 440	Project Number: 008.0228.00026	05/08/07 11:41
West Linn, OR 97068	Project Manager: Steve Locke	

Semivolatile Organic Compounds per EPA Method 8270C
TestAmerica - Portland, OR

Analyte	Method	Result	MDL*	MRL	Units	Dil	Batch	Prepared	Analyzed	Notes
PQD0870-06 (MW6-407-10)		Soil			Sampled: 04/20/07 12:40					RL3
Carbazole	EPA 8270C	ND	0.159	0.751	mg/kg dry	1x	7041149	04/26/07 14:30	05/02/07 22:48	
Acenaphthene	"	ND	0.159	0.751	"	"	"	"	"	
Acenaphthylene	"	ND	0.159	0.751	"	"	"	"	"	
Anthracene	"	ND	0.159	0.751	"	"	"	"	"	
Benzo (a) anthracene	"	ND	0.159	0.751	"	"	"	"	"	
Benzo (a) pyrene	"	ND	0.159	0.751	"	"	"	"	"	
Benzo (b) fluoranthene	"	ND	0.159	0.751	"	"	"	"	"	
Benzo (ghi) perylene	"	ND	0.159	0.751	"	"	"	"	"	
Benzo (k) fluoranthene	"	ND	0.159	0.751	"	"	"	"	"	
Benzoic Acid	"	ND	1.14	2.28	"	"	"	"	"	
Benzyl alcohol	"	ND	2.28	2.28	"	"	"	"	"	
4-Bromophenyl phenyl ether	"	ND	0.159	0.751	"	"	"	"	"	
Butyl benzyl phthalate	"	ND	0.159	0.751	"	"	"	"	"	
4-Chloro-3-methylphenol	"	ND	0.159	0.751	"	"	"	"	"	
4-Chloroaniline	"	ND	0.376	4.55	"	"	"	"	"	
Bis(2-chloroethoxy)methane	"	ND	0.159	0.751	"	"	"	"	"	
Bis(2-chloroethyl)ether	"	ND	0.159	0.751	"	"	"	"	"	
Bis(2-chloroisopropyl)ether	"	ND	0.159	0.751	"	"	"	"	"	
2-Chloronaphthalene	"	ND	0.159	0.751	"	"	"	"	"	
2-Chlorophenol	"	ND	0.159	0.751	"	"	"	"	"	
4-Chlorophenyl phenyl ether	"	ND	0.228	0.751	"	"	"	"	"	
Chrysene	"	ND	0.159	0.751	"	"	"	"	"	
Di-n-butyl phthalate	"	ND	1.14	2.28	"	"	"	"	"	
Di-n-octyl phthalate	"	ND	0.159	0.751	"	"	"	"	"	
Dibenzo (a,h) anthracene	"	ND	0.159	0.751	"	"	"	"	"	
Dibenzofuran	"	ND	0.159	0.751	"	"	"	"	"	
1,2-Dichlorobenzene	"	ND	1.14	2.28	"	"	"	"	"	
1,3-Dichlorobenzene	"	ND	1.14	2.28	"	"	"	"	"	
1,4-Dichlorobenzene	"	ND	1.14	2.28	"	"	"	"	"	
3,3'-Dichlorobenzidine	"	ND	1.14	2.28	"	"	"	"	"	
2,4-Dichlorophenol	"	ND	0.159	0.751	"	"	"	"	"	
Diethyl phthalate	"	ND	0.159	0.751	"	"	"	"	"	
2,4-Dimethylphenol	"	ND	1.14	2.28	"	"	"	"	"	
Dimethyl phthalate	"	ND	0.159	0.751	"	"	"	"	"	
4,6-Dinitro-2-methylphenol	"	ND	1.14	2.28	"	"	"	"	"	
2,4-Dinitrophenol	"	ND	4.55	4.55	"	"	"	"	"	
2,4-Dinitrotoluene	"	ND	1.14	1.14	"	"	"	"	"	
2,6-Dinitrotoluene	"	ND	1.14	1.14	"	"	"	"	"	
Bis(2-ethylhexyl)phthalate	"	ND	4.55	4.55	"	"	"	"	"	
Fluoranthene	"	ND	0.159	0.751	"	"	"	"	"	
Fluorene	"	ND	0.159	0.751	"	"	"	"	"	
Hexachlorobenzene	"	ND	0.159	0.751	"	"	"	"	"	
Hexachlorobutadiene	"	ND	1.14	2.28	"	"	"	"	"	

TestAmerica - Portland, OR

The results in this report apply to the samples analyzed in accordance with the chain of custody document. This analytical report shall not be reproduced except in full, without the written approval of the laboratory.

Sarah Rockwell

Sarah Rockwell, Project Manager



SLR-Portland	Project Name: Jeld Wen- Nord Door	Report Created:
1800 Blankenship Road Suite 440	Project Number: 008.0228.00026	05/08/07 11:41
West Linn, OR 97068	Project Manager: Steve Locke	

Semivolatile Organic Compounds per EPA Method 8270C
TestAmerica - Portland, OR

Analyte	Method	Result	MDL*	MRL	Units	Dil	Batch	Prepared	Analyzed	Notes
PQD0870-06 (MW6-407-10)		Soil			Sampled: 04/20/07 12:40					RL3
Hexachlorocyclopentadiene	EPA 8270C	ND	1.14	2.28	mg/kg dry	1x	7041149	04/26/07 14:30	05/02/07 22:48	
Hexachloroethane	"	ND	1.14	2.28	"	"	"	"	"	
Indeno (1,2,3-cd) pyrene	"	ND	0.159	0.751	"	"	"	"	"	
Isophorone	"	ND	0.159	0.751	"	"	"	"	"	
2-Methylnaphthalene	"	ND	0.159	0.751	"	"	"	"	"	
2-Methylphenol	"	ND	0.159	0.751	"	"	"	"	"	
3,4-Methylphenol	"	ND	0.159	0.751	"	"	"	"	"	
Naphthalene	"	ND	0.159	0.751	"	"	"	"	"	
2-Nitroaniline	"	ND	0.159	0.751	"	"	"	"	"	
3-Nitroaniline	"	ND	1.14	2.28	"	"	"	"	"	
4-Nitroaniline	"	ND	0.159	0.751	"	"	"	"	"	
Nitrobenzene	"	ND	0.159	0.751	"	"	"	"	"	
2-Nitrophenol	"	ND	0.159	0.751	"	"	"	"	"	
4-Nitrophenol	"	ND	1.14	2.28	"	"	"	"	"	
N-Nitrosodi-n-propylamine	"	ND	0.159	0.751	"	"	"	"	"	
N-Nitrosodiphenylamine	"	ND	0.159	0.751	"	"	"	"	"	
Pentachlorophenol	"	ND	1.14	2.28	"	"	"	"	"	
Phenanthrene	"	ND	0.159	0.751	"	"	"	"	"	
Phenol	"	ND	0.159	0.751	"	"	"	"	"	
Pyrene	"	ND	0.159	0.751	"	"	"	"	"	
1,2,4-Trichlorobenzene	"	ND	1.14	2.28	"	"	"	"	"	
2,4,5-Trichlorophenol	"	ND	0.159	0.751	"	"	"	"	"	
2,4,6-Trichlorophenol	"	ND	0.159	0.751	"	"	"	"	"	
<i>Surrogate(s):</i>										
	2-Fluorobiphenyl		91.9%		33 - 126 %	"				"
	2-Fluorophenol		79.3%		20 - 127 %	"				"
	Nitrobenzene-d5		93.3%		25 - 131 %	"				"
	Phenol-d6		115%		13 - 138 %	"				"
	p-Terphenyl-d14		87.7%		38 - 142 %	"				"
	2,4,6-Tribromophenol		85.8%		46 - 124 %	"				"

TestAmerica - Portland, OR

The results in this report apply to the samples analyzed in accordance with the chain of custody document. This analytical report shall not be reproduced except in full, without the written approval of the laboratory.

Sarah Rockwell

Sarah Rockwell, Project Manager



SLR-Portland	Project Name: Jeld Wen- Nord Door	Report Created:
1800 Blankenship Road Suite 440	Project Number: 008.0228.00026	05/08/07 11:41
West Linn, OR 97068	Project Manager: Steve Locke	

Semivolatile Organic Compounds per EPA Method 8270C
TestAmerica - Portland, OR

Analyte	Method	Result	MDL*	MRL	Units	Dil	Batch	Prepared	Analyzed	Notes
PQD0870-07 (MW6-407-14)		Soil			Sampled: 04/20/07 12:47					
Carbazole	EPA 8270C	ND	0.0816	0.385	mg/kg dry	1x	7041149	04/26/07 14:30	05/02/07 22:05	
Acenaphthene	"	0.149	0.0816	0.385	"	"	"	"	"	J
Acenaphthylene	"	ND	0.0816	0.385	"	"	"	"	"	
Anthracene	"	ND	0.0816	0.385	"	"	"	"	"	
Benzo (a) anthracene	"	ND	0.0816	0.385	"	"	"	"	"	
Benzo (a) pyrene	"	ND	0.0816	0.385	"	"	"	"	"	
Benzo (b) fluoranthene	"	ND	0.0816	0.385	"	"	"	"	"	
Benzo (ghi) perylene	"	ND	0.0816	0.385	"	"	"	"	"	
Benzo (k) fluoranthene	"	ND	0.0816	0.385	"	"	"	"	"	
Benzoic Acid	"	ND	0.583	1.17	"	"	"	"	"	
Benzyl alcohol	"	ND	1.17	1.17	"	"	"	"	"	
4-Bromophenyl phenyl ether	"	ND	0.0816	0.385	"	"	"	"	"	
Butyl benzyl phthalate	"	ND	0.0816	0.385	"	"	"	"	"	
4-Chloro-3-methylphenol	"	ND	0.0816	0.385	"	"	"	"	"	
4-Chloroaniline	"	ND	0.192	2.33	"	"	"	"	"	
Bis(2-chloroethoxy)methane	"	ND	0.0816	0.385	"	"	"	"	"	
Bis(2-chloroethyl)ether	"	ND	0.0816	0.385	"	"	"	"	"	
Bis(2-chloroisopropyl)ether	"	ND	0.0816	0.385	"	"	"	"	"	
2-Chloronaphthalene	"	ND	0.0816	0.385	"	"	"	"	"	
2-Chlorophenol	"	ND	0.0816	0.385	"	"	"	"	"	
4-Chlorophenyl phenyl ether	"	ND	0.117	0.385	"	"	"	"	"	
Chrysene	"	ND	0.0816	0.385	"	"	"	"	"	
Di-n-butyl phthalate	"	ND	0.583	1.17	"	"	"	"	"	
Di-n-octyl phthalate	"	ND	0.0816	0.385	"	"	"	"	"	
Dibenzo (a,h) anthracene	"	ND	0.0816	0.385	"	"	"	"	"	
Dibenzofuran	"	ND	0.0816	0.385	"	"	"	"	"	
1,2-Dichlorobenzene	"	ND	0.583	1.17	"	"	"	"	"	
1,3-Dichlorobenzene	"	ND	0.583	1.17	"	"	"	"	"	
1,4-Dichlorobenzene	"	ND	0.583	1.17	"	"	"	"	"	
3,3'-Dichlorobenzidine	"	ND	0.583	1.17	"	"	"	"	"	
2,4-Dichlorophenol	"	ND	0.0816	0.385	"	"	"	"	"	
Diethyl phthalate	"	ND	0.0816	0.385	"	"	"	"	"	
2,4-Dimethylphenol	"	ND	0.583	1.17	"	"	"	"	"	
Dimethyl phthalate	"	ND	0.0816	0.385	"	"	"	"	"	
4,6-Dinitro-2-methylphenol	"	ND	0.583	1.17	"	"	"	"	"	
2,4-Dinitrophenol	"	ND	2.33	2.33	"	"	"	"	"	
2,4-Dinitrotoluene	"	ND	0.583	0.583	"	"	"	"	"	
2,6-Dinitrotoluene	"	ND	0.583	0.583	"	"	"	"	"	
Bis(2-ethylhexyl)phthalate	"	ND	2.33	2.33	"	"	"	"	"	
Fluoranthene	"	ND	0.0816	0.385	"	"	"	"	"	
Fluorene	"	ND	0.0816	0.385	"	"	"	"	"	
Hexachlorobenzene	"	ND	0.0816	0.385	"	"	"	"	"	
Hexachlorobutadiene	"	ND	0.583	1.17	"	"	"	"	"	

TestAmerica - Portland, OR

The results in this report apply to the samples analyzed in accordance with the chain of custody document. This analytical report shall not be reproduced except in full, without the written approval of the laboratory.

Sarah Rockwell

Sarah Rockwell, Project Manager



SLR-Portland	Project Name: Jeld Wen- Nord Door	Report Created:
1800 Blankenship Road Suite 440	Project Number: 008.0228.00026	05/08/07 11:41
West Linn, OR 97068	Project Manager: Steve Locke	

Semivolatile Organic Compounds per EPA Method 8270C
TestAmerica - Portland, OR

Analyte	Method	Result	MDL*	MRL	Units	Dil	Batch	Prepared	Analyzed	Notes
PQD0870-07 (MW6-407-14)		Soil			Sampled: 04/20/07 12:47					
Hexachlorocyclopentadiene	EPA 8270C	ND	0.583	1.17	mg/kg dry	1x	7041149	04/26/07 14:30	05/02/07 22:05	
Hexachloroethane	"	ND	0.583	1.17	"	"	"	"	"	"
Indeno (1,2,3-cd) pyrene	"	ND	0.0816	0.385	"	"	"	"	"	"
Isophorone	"	ND	0.0816	0.385	"	"	"	"	"	"
2-Methylnaphthalene	"	ND	0.0816	0.385	"	"	"	"	"	"
2-Methylphenol	"	ND	0.0816	0.385	"	"	"	"	"	"
3,4-Methylphenol	"	ND	0.0816	0.385	"	"	"	"	"	"
Naphthalene	"	ND	0.0816	0.385	"	"	"	"	"	"
2-Nitroaniline	"	ND	0.0816	0.385	"	"	"	"	"	"
3-Nitroaniline	"	ND	0.583	1.17	"	"	"	"	"	"
4-Nitroaniline	"	ND	0.0816	0.385	"	"	"	"	"	"
Nitrobenzene	"	ND	0.0816	0.385	"	"	"	"	"	"
2-Nitrophenol	"	ND	0.0816	0.385	"	"	"	"	"	"
4-Nitrophenol	"	ND	0.583	1.17	"	"	"	"	"	"
N-Nitrosodi-n-propylamine	"	ND	0.0816	0.385	"	"	"	"	"	"
N-Nitrosodiphenylamine	"	ND	0.0816	0.385	"	"	"	"	"	"
Pentachlorophenol	"	ND	0.583	1.17	"	"	"	"	"	"
Phenanthrene	"	ND	0.0816	0.385	"	"	"	"	"	"
Phenol	"	ND	0.0816	0.385	"	"	"	"	"	"
Pyrene	"	ND	0.0816	0.385	"	"	"	"	"	"
1,2,4-Trichlorobenzene	"	ND	0.583	1.17	"	"	"	"	"	"
2,4,5-Trichlorophenol	"	ND	0.0816	0.385	"	"	"	"	"	"
2,4,6-Trichlorophenol	"	ND	0.0816	0.385	"	"	"	"	"	"
<i>Surrogate(s): 2-Fluorobiphenyl</i>			82.5%		33 - 126 %	"				"
<i>2-Fluorophenol</i>			61.6%		20 - 127 %	"				"
<i>Nitrobenzene-d5</i>			79.0%		25 - 131 %	"				"
<i>Phenol-d6</i>			97.1%		13 - 138 %	"				"
<i>p-Terphenyl-d14</i>			92.1%		38 - 142 %	"				"
<i>2,4,6-Tribromophenol</i>			79.1%		46 - 124 %	"				"

TestAmerica - Portland, OR

The results in this report apply to the samples analyzed in accordance with the chain of custody document. This analytical report shall not be reproduced except in full, without the written approval of the laboratory.

Sarah Rockwell

Sarah Rockwell, Project Manager



SLR-Portland	Project Name: Jeld Wen- Nord Door	Report Created:
1800 Blankenship Road Suite 440	Project Number: 008.0228.00026	05/08/07 11:41
West Linn, OR 97068	Project Manager: Steve Locke	

Percent Dry Weight (Solids) per Standard Methods
 TestAmerica - Portland, OR

Analyte	Method	Result	MDL*	MRL	Units	Dil	Batch	Prepared	Analyzed	Notes
PQD0870-06 (MW6-407-10)		Soil			Sampled: 04/20/07 12:40					
% Solids	NCA SOP	86.6	0.00	0.00	% by Weight	1x	7040992	04/23/07 12:42	04/23/07 12:42	
PQD0870-07 (MW6-407-14)		Soil			Sampled: 04/20/07 12:47					
% Solids	NCA SOP	85.7	0.00	0.00	% by Weight	1x	7040992	04/23/07 12:42	04/23/07 12:42	

TestAmerica - Portland, OR

The results in this report apply to the samples analyzed in accordance with the chain of custody document. This analytical report shall not be reproduced except in full, without the written approval of the laboratory.

Sarah Rockwell

Sarah Rockwell, Project Manager



SLR-Portland	Project Name: Jeld Wen- Nord Door	
1800 Blankenship Road Suite 440	Project Number: 008.0228.00026	Report Created:
West Linn, OR 97068	Project Manager: Steve Locke	05/08/07 11:41

Hydrocarbon Identification per NW-TPH Methodology - Laboratory Quality Control Results
 TestAmerica - Portland, OR

QC Batch: 7041103 **Soil Preparation Method: EPA 3550 Fuels**

Analyte	Method	Result	MDL*	MRL	Units	Dil	Source Result	Spike Amt	% REC	(Limits)	% RPD	(Limits)	Analyzed	Notes					
Blank (7041103-BLK1)										Extracted: 04/25/07 13:55									
Gasoline Range Hydrocarbons	NWTPH HCID	ND	---	20.0	mg/kg wet	1x	--	--	--	--	--	--	04/26/07 21:10						
Diesel Range Hydrocarbons	"	ND	---	50.0	"	"	--	--	--	--	--	--	"						
Heavy Oil Range Hydrocarbons	"	ND	---	100	"	"	--	--	--	--	--	--	"						
<i>Surrogate(s): 1-Chlorooctadecane</i>		<i>Recovery: 112%</i>		<i>Limits: 50-150%</i>		"						<i>04/26/07 21:10</i>							
Duplicate (7041103-DUP1)										QC Source: PQD0870-06					Extracted: 04/25/07 13:55				
Gasoline Range Hydrocarbons	NWTPH HCID	ND	---	21.9	mg/kg dry	1x	ND	--	--	--	(50)		04/26/07 22:18						
Diesel Range Hydrocarbons	"	ND	---	54.8	"	"	ND	--	--	--	NR	"	"						
Heavy Oil Range Hydrocarbons	"	DET	---	110	"	"	187	--	--	--	39.7%	"	"						
<i>Surrogate(s): 1-Chlorooctadecane</i>		<i>Recovery: 108%</i>		<i>Limits: 50-150%</i>		"						<i>04/26/07 22:18</i>							

TestAmerica - Portland, OR

The results in this report apply to the samples analyzed in accordance with the chain of custody document. This analytical report shall not be reproduced except in full, without the written approval of the laboratory.

Sarah Rockwell

Sarah Rockwell, Project Manager



SLR-Portland	Project Name: Jeld Wen- Nord Door	Report Created:
1800 Blankenship Road Suite 440	Project Number: 008.0228.00026	05/08/07 11:41
West Linn, OR 97068	Project Manager: Steve Locke	

Diesel and Heavy Range Hydrocarbons per NWTPH-Dx Method with Acid/Silica Gel Cleanup - Laboratory Quality Control Results
 TestAmerica - Portland, OR

QC Batch: 7050045 Soil Preparation Method: EPA 3550 Fuels

Analyte	Method	Result	MDL*	MRL	Units	Dil	Source Result	Spike Amt	% REC	(Limits)	% RPD	(Limits)	Analyzed	Notes	
Blank (7050045-BLK1)								Extracted: 05/01/07 15:55							
Diesel Range Organics	NWTPH-Dx	ND	12.5	12.5	mg/kg wet	1x	--	--	--	--	--	--	05/02/07 02:13		
Heavy Oil Range Hydrocarbons	"	ND	25.0	25.0	"	"	--	--	--	--	--	--	"		
<i>Surrogate(s): 1-Chlorooctadecane</i>		<i>Recovery: 72.3%</i>			<i>Limits: 50-150%</i>	<i>"</i>								<i>05/02/07 02:13</i>	
LCS (7050045-BS1)								Extracted: 05/01/07 15:55							
Diesel Range Organics	NWTPH-Dx	122	12.5	12.5	mg/kg wet	1x	--	127	96.1%	(50-150)	--	--	05/02/07 02:46		
Heavy Oil Range Hydrocarbons	"	77.9	25.0	25.0	"	"	--	78.8	98.9%	"	--	--	"		
<i>Surrogate(s): 1-Chlorooctadecane</i>		<i>Recovery: 97.1%</i>			<i>Limits: 50-150%</i>	<i>"</i>								<i>05/02/07 02:46</i>	
Duplicate (7050045-DUP1)								QC Source: PQD0870-06				Extracted: 05/01/07 15:55			
Diesel Range Organics	NWTPH-Dx	ND	14.3	14.3	mg/kg dry	1x	ND	--	--	--	NR (50)		05/02/07 03:18		
Heavy Oil Range Hydrocarbons	"	120	28.7	28.7	"	"	116	--	--	--	3.39%	"	"		
<i>Surrogate(s): 1-Chlorooctadecane</i>		<i>Recovery: 84.8%</i>			<i>Limits: 50-150%</i>	<i>"</i>								<i>05/02/07 03:18</i>	
Duplicate (7050045-DUP2)								QC Source: PQE0002-01				Extracted: 05/01/07 15:55			
Diesel Range Organics	NWTPH-Dx	4290	149	149	mg/kg dry	10x	3150	--	--	--	30.6% (50)		05/02/07 13:21	Q9	
Heavy Oil Range Hydrocarbons	"	2010	298	298	"	"	1560	--	--	--	25.2%	"	"		
<i>Surrogate(s): 1-Chlorooctadecane</i>		<i>Recovery: NR</i>			<i>Limits: 50-150%</i>	<i>"</i>								<i>05/02/07 13:21</i>	Z9

TestAmerica - Portland, OR

The results in this report apply to the samples analyzed in accordance with the chain of custody document. This analytical report shall not be reproduced except in full, without the written approval of the laboratory.

Sarah Rockwell

Sarah Rockwell, Project Manager



SLR-Portland	Project Name: Jeld Wen- Nord Door	Report Created:
1800 Blankenship Road Suite 440	Project Number: 008.0228.00026	05/08/07 11:41
West Linn, OR 97068	Project Manager: Steve Locke	

Volatile Organic Compounds per EPA Method 8260B - Laboratory Quality Control Results
TestAmerica - Portland, OR

QC Batch: 7040962 **Soil Preparation Method: EPA 5035 Modified**

Analyte	Method	Result	MDL*	MRL	Units	Dil	Source Result	Spike Amt	% REC	(Limits)	% RPD	(Limits)	Analyzed	Notes
Blank (7040962-BLK1)													Extracted: 04/23/07 10:35	
Acetone	EPA 8260B	ND	143	2480	ug/kg wet	1x	--	--	--	--	--	--	04/26/07 02:30	
Benzene	"	ND	4.40	19.8	"	"	--	--	--	--	--	--	"	
Bromobenzene	"	ND	12.1	99.0	"	"	--	--	--	--	--	--	"	
Bromochloromethane	"	ND	16.2	99.0	"	"	--	--	--	--	--	--	"	
Bromodichloromethane	"	ND	10.1	99.0	"	"	--	--	--	--	--	--	"	
Bromoform	"	ND	15.6	99.0	"	"	--	--	--	--	--	--	"	
Bromomethane	"	ND	5.04	495	"	"	--	--	--	--	--	--	"	
2-Butanone (MEK)	"	ND	147	990	"	"	--	--	--	--	--	--	"	
n-Butylbenzene	"	ND	11.2	495	"	"	--	--	--	--	--	--	"	
sec-Butylbenzene	"	ND	7.38	99.0	"	"	--	--	--	--	--	--	"	
tert-Butylbenzene	"	ND	15.0	99.0	"	"	--	--	--	--	--	--	"	
Carbon disulfide	"	ND	7.12	99.0	"	"	--	--	--	--	--	--	"	
Carbon tetrachloride	"	ND	7.56	99.0	"	"	--	--	--	--	--	--	"	
Chlorobenzene	"	ND	8.01	99.0	"	"	--	--	--	--	--	--	"	
Chloroethane	"	ND	10.6	99.0	"	"	--	--	--	--	--	--	"	
Chloroform	"	ND	7.19	99.0	"	"	--	--	--	--	--	--	"	
Chloromethane	"	ND	6.65	495	"	"	--	--	--	--	--	--	"	
2-Chlorotoluene	"	ND	10.9	99.0	"	"	--	--	--	--	--	--	"	
4-Chlorotoluene	"	ND	10.3	99.0	"	"	--	--	--	--	--	--	"	
1,2-Dibromo-3-chloropropane	"	ND	25.7	495	"	"	--	--	--	--	--	--	"	
Dibromochloromethane	"	ND	11.1	99.0	"	"	--	--	--	--	--	--	"	
1,2-Dibromoethane	"	ND	11.5	99.0	"	"	--	--	--	--	--	--	"	
Dibromomethane	"	ND	14.6	99.0	"	"	--	--	--	--	--	--	"	
1,2-Dichlorobenzene	"	ND	14.3	99.0	"	"	--	--	--	--	--	--	"	
1,3-Dichlorobenzene	"	ND	5.80	99.0	"	"	--	--	--	--	--	--	"	
1,4-Dichlorobenzene	"	ND	14.8	99.0	"	"	--	--	--	--	--	--	"	
Dichlorodifluoromethane	"	ND	11.7	495	"	"	--	--	--	--	--	--	"	
1,1-Dichloroethane	"	ND	11.8	99.0	"	"	--	--	--	--	--	--	"	
1,2-Dichloroethane	"	ND	11.1	99.0	"	"	--	--	--	--	--	--	"	
1,1-Dichloroethene	"	ND	11.8	99.0	"	"	--	--	--	--	--	--	"	
cis-1,2-Dichloroethene	"	ND	12.5	99.0	"	"	--	--	--	--	--	--	"	
trans-1,2-Dichloroethene	"	ND	8.88	99.0	"	"	--	--	--	--	--	--	"	
1,2-Dichloropropane	"	ND	7.38	99.0	"	"	--	--	--	--	--	--	"	
1,3-Dichloropropane	"	ND	17.2	99.0	"	"	--	--	--	--	--	--	"	
2,2-Dichloropropane	"	ND	8.01	99.0	"	"	--	--	--	--	--	--	"	
1,1-Dichloropropene	"	ND	10.8	99.0	"	"	--	--	--	--	--	--	"	
cis-1,3-Dichloropropene	"	ND	4.90	99.0	"	"	--	--	--	--	--	--	"	
trans-1,3-Dichloropropene	"	ND	8.21	99.0	"	"	--	--	--	--	--	--	"	
Ethylbenzene	"	ND	9.31	99.0	"	"	--	--	--	--	--	--	"	

TestAmerica - Portland, OR

The results in this report apply to the samples analyzed in accordance with the chain of custody document. This analytical report shall not be reproduced except in full, without the written approval of the laboratory.

Sarah Rockwell

Sarah Rockwell, Project Manager



SLR-Portland	Project Name: Jeld Wen- Nord Door	Report Created:
1800 Blankenship Road Suite 440	Project Number: 008.0228.00026	05/08/07 11:41
West Linn, OR 97068	Project Manager: Steve Locke	

Volatile Organic Compounds per EPA Method 8260B - Laboratory Quality Control Results
 TestAmerica - Portland, OR

QC Batch: 7040962 **Soil Preparation Method: EPA 5035 Modified**

Analyte	Method	Result	MDL*	MRL	Units	Dil	Source Result	Spike Amt	% REC	(Limits)	% RPD	(Limits)	Analyzed	Notes
---------	--------	--------	------	-----	-------	-----	---------------	-----------	-------	----------	-------	----------	----------	-------

Blank (7040962-BLK1)													Extracted: 04/23/07 10:35	
Hexachlorobutadiene	EPA 8260B	ND	68.7	396	ug/kg wet	1x	--	--	--	--	--	--	04/26/07 02:30	
2-Hexanone	"	ND	56.6	990	"	"	--	--	--	--	--	--	"	
Isopropylbenzene	"	ND	9.46	198	"	"	--	--	--	--	--	--	"	
p-Isopropyltoluene	"	ND	9.58	198	"	"	--	--	--	--	--	--	"	
4-Methyl-2-pentanone	"	ND	116	495	"	"	--	--	--	--	--	--	"	
Methyl tert-butyl ether	"	ND	11.8	99.0	"	"	--	--	--	--	--	--	"	
Methylene chloride	"	ND	248	495	"	"	--	--	--	--	--	--	"	
Naphthalene	"	ND	14.0	198	"	"	--	--	--	--	--	--	"	
n-Propylbenzene	"	ND	9.79	99.0	"	"	--	--	--	--	--	--	"	
Styrene	"	ND	8.80	99.0	"	"	--	--	--	--	--	--	"	
1,1,1,2-Tetrachloroethane	"	ND	9.16	99.0	"	"	--	--	--	--	--	--	"	
1,1,2,2-Tetrachloroethane	"	ND	20.9	99.0	"	"	--	--	--	--	--	--	"	
Tetrachloroethene	"	ND	16.7	99.0	"	"	--	--	--	--	--	--	"	
Toluene	"	ND	6.23	99.0	"	"	--	--	--	--	--	--	"	
1,2,3-Trichlorobenzene	"	ND	16.7	99.0	"	"	--	--	--	--	--	--	"	
1,2,4-Trichlorobenzene	"	ND	21.2	99.0	"	"	--	--	--	--	--	--	"	
1,1,1-Trichloroethane	"	ND	6.07	99.0	"	"	--	--	--	--	--	--	"	
1,1,2-Trichloroethane	"	ND	17.9	99.0	"	"	--	--	--	--	--	--	"	
Trichloroethene	"	ND	11.9	99.0	"	"	--	--	--	--	--	--	"	
Trichlorofluoromethane	"	ND	8.88	99.0	"	"	--	--	--	--	--	--	"	
1,2,3-Trichloropropane	"	ND	48.7	99.0	"	"	--	--	--	--	--	--	"	
1,2,4-Trimethylbenzene	"	ND	6.68	99.0	"	"	--	--	--	--	--	--	"	
1,3,5-Trimethylbenzene	"	ND	9.24	99.0	"	"	--	--	--	--	--	--	"	
Vinyl chloride	"	ND	5.68	99.0	"	"	--	--	--	--	--	--	"	
o-Xylene	"	ND	11.5	99.0	"	"	--	--	--	--	--	--	"	
m,p-Xylene	"	ND	11.3	198	"	"	--	--	--	--	--	--	"	
Surrogate(s): 4-BFB		Recovery:	98.5%	Limits:		75-125%	0.01x							04/26/07 02:30
1,2-DCA-d4			82.3%			75-125%	"							"
Dibromofluoromethane			81.3%			75-125%	"							"
Toluene-d8			99.0%			75-125%	"							"

TestAmerica - Portland, OR

The results in this report apply to the samples analyzed in accordance with the chain of custody document. This analytical report shall not be reproduced except in full, without the written approval of the laboratory.

Sarah Rockwell

Sarah Rockwell, Project Manager



SLR-Portland	Project Name: Jeld Wen- Nord Door	Report Created:
1800 Blankenship Road Suite 440	Project Number: 008.0228.00026	05/08/07 11:41
West Linn, OR 97068	Project Manager: Steve Locke	

Volatile Organic Compounds per EPA Method 8260B - Laboratory Quality Control Results
TestAmerica - Portland, OR

QC Batch: 7040962 Soil Preparation Method: EPA 5035 Modified

Analyte	Method	Result	MDL*	MRL	Units	Dil	Source Result	Spike Amt	% REC	(Limits)	% RPD	(Limits)	Analyzed	Notes
LCS (7040962-BS1)													Extracted: 04/23/07 10:35	
Benzene	EPA 8260B	1970	4.40	19.8	ug/kg wet	1x	--	1980	99.5%	(81.9-125)	--	--	04/25/07 16:00	
Chlorobenzene	"	1910	8.01	99.0	"	"	--	"	96.5%	(79.2-125)	--	--	"	
1,1-Dichloroethene	"	1700	11.8	99.0	"	"	--	"	85.9%	(66.1-125)	--	--	"	
Toluene	"	1920	6.23	99.0	"	"	--	"	97.0%	(80-125)	--	--	"	
Trichloroethene	"	1860	11.9	99.0	"	"	--	"	93.9%	(76-125)	--	--	"	
<i>Surrogate(s): 4-BFB</i>		<i>Recovery: 98.0%</i>		<i>Limits: 75-125%</i>	<i>0.01x</i>								<i>04/25/07 16:00</i>	
<i>1,2-DCA-d4</i>		<i>87.9%</i>		<i>75-125%</i>	<i>"</i>								<i>"</i>	
<i>Dibromofluoromethane</i>		<i>91.9%</i>		<i>75-125%</i>	<i>"</i>								<i>"</i>	
<i>Toluene-d8</i>		<i>95.5%</i>		<i>75-125%</i>	<i>"</i>								<i>"</i>	

Matrix Spike (7040962-MS1)													QC Source: PQD0698-01		Extracted: 04/23/07 10:35	
Benzene	EPA 8260B	4440	9.88	44.5	ug/kg dry	1x	ND	4450	99.8%	(68.5-125)	--	--	04/25/07 16:27			
Chlorobenzene	"	4330	18.0	223	"	"	ND	"	97.3%	(65.9-125)	--	--	"			
1,1-Dichloroethene	"	3810	26.5	223	"	"	ND	"	85.6%	(55.8-125)	--	--	"			
Toluene	"	4440	14.0	223	"	"	ND	"	99.8%	(70.3-125)	--	--	"			
Trichloroethene	"	4610	26.7	223	"	"	33.4	"	103%	(65.5-125)	--	--	"			
<i>Surrogate(s): 4-BFB</i>		<i>Recovery: 100%</i>		<i>Limits: 75-125%</i>	<i>0.01x</i>								<i>04/25/07 16:27</i>			
<i>1,2-DCA-d4</i>		<i>82.9%</i>		<i>75-125%</i>	<i>"</i>								<i>"</i>			
<i>Dibromofluoromethane</i>		<i>92.6%</i>		<i>75-125%</i>	<i>"</i>								<i>"</i>			
<i>Toluene-d8</i>		<i>97.1%</i>		<i>75-125%</i>	<i>"</i>								<i>"</i>			

Matrix Spike Dup (7040962-MSD1)													QC Source: PQD0698-01		Extracted: 04/23/07 10:35	
Benzene	EPA 8260B	4440	9.88	44.5	ug/kg dry	1x	ND	4450	99.8%	(68.5-125)	0.00%	(25)	04/25/07 16:55			
Chlorobenzene	"	4140	18.0	223	"	"	ND	"	93.0%	(65.9-125)	4.49%	"	"			
1,1-Dichloroethene	"	3910	26.5	223	"	"	ND	"	87.9%	(55.8-125)	2.59%	"	"			
Toluene	"	4270	14.0	223	"	"	ND	"	96.0%	(70.3-125)	3.90%	"	"			
Trichloroethene	"	4710	26.7	223	"	"	33.4	"	105%	(65.5-125)	2.15%	"	"			
<i>Surrogate(s): 4-BFB</i>		<i>Recovery: 102%</i>		<i>Limits: 75-125%</i>	<i>0.01x</i>								<i>04/25/07 16:55</i>			
<i>1,2-DCA-d4</i>		<i>86.3%</i>		<i>75-125%</i>	<i>"</i>								<i>"</i>			
<i>Dibromofluoromethane</i>		<i>92.4%</i>		<i>75-125%</i>	<i>"</i>								<i>"</i>			
<i>Toluene-d8</i>		<i>98.0%</i>		<i>75-125%</i>	<i>"</i>								<i>"</i>			

TestAmerica - Portland, OR

The results in this report apply to the samples analyzed in accordance with the chain of custody document. This analytical report shall not be reproduced except in full, without the written approval of the laboratory.

Sarah Rockwell

Sarah Rockwell, Project Manager



SLR-Portland	Project Name: Jeld Wen- Nord Door	Report Created:
1800 Blankenship Road Suite 440	Project Number: 008.0228.00026	05/08/07 11:41
West Linn, OR 97068	Project Manager: Steve Locke	

Volatile Organic Compounds per EPA Method 8260B - Laboratory Quality Control Results
TestAmerica - Portland, OR

QC Batch: 7041061 Water Preparation Method: EPA 5030B

Analyte	Method	Result	MDL*	MRL	Units	Dil	Source Result	Spike Amt	% REC	(Limits)	% RPD	(Limits)	Analyzed	Notes
Blank (7041061-BLK1)													Extracted: 04/24/07 14:08	
Acetone	EPA 8260B	ND	7.76	25.0	ug/l	1x	--	--	--	--	--	--	04/24/07 18:46	
Benzene	"	ND	0.0900	1.00	"	"	--	--	--	--	--	--	"	
Bromobenzene	"	ND	0.100	1.00	"	"	--	--	--	--	--	--	"	
Bromochloromethane	"	ND	0.180	1.00	"	"	--	--	--	--	--	--	"	
Bromodichloromethane	"	ND	0.110	1.00	"	"	--	--	--	--	--	--	"	
Bromoform	"	ND	0.100	1.00	"	"	--	--	--	--	--	--	"	
Bromomethane	"	ND	0.170	5.00	"	"	--	--	--	--	--	--	"	
2-Butanone (MEK)	"	ND	3.50	10.0	"	"	--	--	--	--	--	--	"	
n-Butylbenzene	"	ND	0.0600	5.00	"	"	--	--	--	--	--	--	"	
sec-Butylbenzene	"	ND	0.0800	1.00	"	"	--	--	--	--	--	--	"	
tert-Butylbenzene	"	ND	0.0600	1.00	"	"	--	--	--	--	--	--	"	
Carbon disulfide	"	ND	0.140	10.0	"	"	--	--	--	--	--	--	"	
Carbon tetrachloride	"	ND	0.0600	1.00	"	"	--	--	--	--	--	--	"	
Chlorobenzene	"	ND	0.0500	1.00	"	"	--	--	--	--	--	--	"	
Chloroethane	"	ND	0.110	1.00	"	"	--	--	--	--	--	--	"	
Chloroform	"	ND	0.0900	1.00	"	"	--	--	--	--	--	--	"	
Chloromethane	"	ND	0.0800	5.00	"	"	--	--	--	--	--	--	"	
2-Chlorotoluene	"	ND	0.0700	1.00	"	"	--	--	--	--	--	--	"	
4-Chlorotoluene	"	ND	0.110	1.00	"	"	--	--	--	--	--	--	"	
1,2-Dibromo-3-chloropropane	"	ND	2.35	5.00	"	"	--	--	--	--	--	--	"	
Dibromochloromethane	"	ND	0.0700	1.00	"	"	--	--	--	--	--	--	"	
1,2-Dibromoethane	"	ND	0.110	1.00	"	"	--	--	--	--	--	--	"	
Dibromomethane	"	ND	0.100	1.00	"	"	--	--	--	--	--	--	"	
1,2-Dichlorobenzene	"	ND	0.0700	1.00	"	"	--	--	--	--	--	--	"	
1,3-Dichlorobenzene	"	ND	0.0600	1.00	"	"	--	--	--	--	--	--	"	
1,4-Dichlorobenzene	"	ND	0.120	1.00	"	"	--	--	--	--	--	--	"	
Dichlorodifluoromethane	"	ND	0.110	5.00	"	"	--	--	--	--	--	--	"	
1,1-Dichloroethane	"	ND	0.0800	1.00	"	"	--	--	--	--	--	--	"	
1,2-Dichloroethane	"	ND	0.100	1.00	"	"	--	--	--	--	--	--	"	
1,1-Dichloroethene	"	ND	0.120	1.00	"	"	--	--	--	--	--	--	"	
cis-1,2-Dichloroethene	"	ND	0.0900	1.00	"	"	--	--	--	--	--	--	"	
trans-1,2-Dichloroethene	"	ND	0.100	1.00	"	"	--	--	--	--	--	--	"	
1,2-Dichloropropane	"	ND	0.110	1.00	"	"	--	--	--	--	--	--	"	
1,3-Dichloropropane	"	ND	0.140	1.00	"	"	--	--	--	--	--	--	"	
2,2-Dichloropropane	"	ND	0.0900	1.00	"	"	--	--	--	--	--	--	"	
1,1-Dichloropropene	"	ND	0.0800	1.00	"	"	--	--	--	--	--	--	"	
cis-1,3-Dichloropropene	"	ND	0.0900	1.00	"	"	--	--	--	--	--	--	"	
trans-1,3-Dichloropropene	"	ND	0.100	1.00	"	"	--	--	--	--	--	--	"	
Ethylbenzene	"	ND	0.0600	1.00	"	"	--	--	--	--	--	--	"	

TestAmerica - Portland, OR

The results in this report apply to the samples analyzed in accordance with the chain of custody document. This analytical report shall not be reproduced except in full, without the written approval of the laboratory.

Sarah Rockwell

Sarah Rockwell, Project Manager



SLR-Portland	Project Name: Jeld Wen- Nord Door	Report Created:
1800 Blankenship Road Suite 440	Project Number: 008.0228.00026	05/08/07 11:41
West Linn, OR 97068	Project Manager: Steve Locke	

Volatile Organic Compounds per EPA Method 8260B - Laboratory Quality Control Results
 TestAmerica - Portland, OR

QC Batch: 7041061 **Water Preparation Method: EPA 5030B**

Analyte	Method	Result	MDL*	MRL	Units	Dil	Source Result	Spike Amt	% REC	(Limits)	% RPD	(Limits)	Analyzed	Notes
---------	--------	--------	------	-----	-------	-----	---------------	-----------	-------	----------	-------	----------	----------	-------

Blank (7041061-BLK1)													Extracted: 04/24/07 14:08	
Hexachlorobutadiene	EPA 8260B	ND	0.210	4.00	ug/l	1x	--	--	--	--	--	--	04/24/07 18:46	
2-Hexanone	"	ND	3.62	10.0	"	"	--	--	--	--	--	--	"	
Isopropylbenzene	"	ND	0.0700	2.00	"	"	--	--	--	--	--	--	"	
p-Isopropyltoluene	"	ND	0.0600	2.00	"	"	--	--	--	--	--	--	"	
4-Methyl-2-pentanone	"	ND	0.290	5.00	"	"	--	--	--	--	--	--	"	
Methyl tert-butyl ether	"	ND	0.0900	1.00	"	"	--	--	--	--	--	--	"	
Methylene chloride	"	ND	0.160	5.00	"	"	--	--	--	--	--	--	"	
Naphthalene	"	ND	0.0900	2.00	"	"	--	--	--	--	--	--	"	
n-Propylbenzene	"	ND	0.100	1.00	"	"	--	--	--	--	--	--	"	
Styrene	"	ND	0.0400	1.00	"	"	--	--	--	--	--	--	"	
1,1,1,2-Tetrachloroethane	"	ND	0.0900	1.00	"	"	--	--	--	--	--	--	"	
1,1,2,2-Tetrachloroethane	"	ND	0.0800	1.00	"	"	--	--	--	--	--	--	"	
Tetrachloroethene	"	ND	0.110	1.00	"	"	--	--	--	--	--	--	"	
Toluene	"	ND	0.110	1.00	"	"	--	--	--	--	--	--	"	
1,2,3-Trichlorobenzene	"	ND	0.100	1.00	"	"	--	--	--	--	--	--	"	
1,2,4-Trichlorobenzene	"	ND	0.110	1.00	"	"	--	--	--	--	--	--	"	
1,1,1-Trichloroethane	"	ND	0.120	1.00	"	"	--	--	--	--	--	--	"	
1,1,2-Trichloroethane	"	ND	0.130	1.00	"	"	--	--	--	--	--	--	"	
Trichloroethene	"	ND	0.0800	1.00	"	"	--	--	--	--	--	--	"	
Trichlorofluoromethane	"	ND	0.0600	1.00	"	"	--	--	--	--	--	--	"	
1,2,3-Trichloropropane	"	ND	0.130	1.00	"	"	--	--	--	--	--	--	"	
1,2,4-Trimethylbenzene	"	ND	0.0800	1.00	"	"	--	--	--	--	--	--	"	
1,3,5-Trimethylbenzene	"	ND	0.0700	1.00	"	"	--	--	--	--	--	--	"	
Vinyl chloride	"	ND	0.100	1.00	"	"	--	--	--	--	--	--	"	
o-Xylene	"	ND	0.0700	1.00	"	"	--	--	--	--	--	--	"	
m,p-Xylene	"	ND	0.210	2.00	"	"	--	--	--	--	--	--	"	
Surrogate(s): 4-BFB	Recovery: 94.5%	Limits: 80-120%	"	04/24/07 18:46										
1,2-DCA-d4	95.0%	80-120%	"	"										
Dibromofluoromethane	93.5%	80-120%	"	"										
Toluene-d8	94.0%	80-120%	"	"										

TestAmerica - Portland, OR

The results in this report apply to the samples analyzed in accordance with the chain of custody document. This analytical report shall not be reproduced except in full, without the written approval of the laboratory.

Sarah Rockwell

Sarah Rockwell, Project Manager



SLR-Portland	Project Name: Jeld Wen- Nord Door	Report Created:
1800 Blankenship Road Suite 440	Project Number: 008.0228.00026	05/08/07 11:41
West Linn, OR 97068	Project Manager: Steve Locke	

Volatile Organic Compounds per EPA Method 8260B - Laboratory Quality Control Results
 TestAmerica - Portland, OR

QC Batch: 7041061 **Water Preparation Method: EPA 5030B**

Analyte	Method	Result	MDL*	MRL	Units	Dil	Source Result	Spike Amt	% REC	(Limits)	% RPD	(Limits)	Analyzed	Notes
LCS (7041061-BS1)													Extracted: 04/24/07 14:08	
Benzene	EPA 8260B	19.9	0.0900	1.00	ug/l	1x	--	20.0	99.5%	(80-120)	--	--	04/24/07 16:59	
Chlorobenzene	"	19.9	0.0500	1.00	"	"	--	"	99.5%	(80-124)	--	--	"	
1,1-Dichloroethene	"	17.8	0.120	1.00	"	"	--	"	89.0%	(78-120)	--	--	"	
Toluene	"	20.0	0.110	1.00	"	"	--	"	100%	(80-124)	--	--	"	
Trichloroethene	"	21.3	0.0800	1.00	"	"	--	"	106%	(80-132)	--	--	"	
<i>Surrogate(s): 4-BFB</i>		<i>Recovery: 102%</i>		<i>Limits: 80-120%</i>		<i>"</i>						<i>04/24/07 16:59</i>		
<i>1,2-DCA-d4</i>		<i>96.0%</i>		<i>80-120%</i>		<i>"</i>						<i>"</i>		
<i>Dibromofluoromethane</i>		<i>97.0%</i>		<i>80-120%</i>		<i>"</i>						<i>"</i>		
<i>Toluene-d8</i>		<i>100%</i>		<i>80-120%</i>		<i>"</i>						<i>"</i>		

Matrix Spike (7041061-MS1)													QC Source: PQD0849-01		Extracted: 04/24/07 14:08	
Benzene	EPA 8260B	20.5	0.0900	1.00	ug/l	1x	ND	20.0	102%	(80-124)	--	--	04/24/07 17:26			
Chlorobenzene	"	20.1	0.0500	1.00	"	"	ND	"	100%	(72.9-134)	--	--	"			
1,1-Dichloroethene	"	20.0	0.120	1.00	"	"	ND	"	100%	(79.3-127)	--	--	"			
Toluene	"	20.2	0.110	1.00	"	"	ND	"	101%	(79.7-131)	--	--	"			
Trichloroethene	"	19.8	0.0800	1.00	"	"	ND	"	99.0%	(68.4-130)	--	--	"			
<i>Surrogate(s): 4-BFB</i>		<i>Recovery: 101%</i>		<i>Limits: 80-120%</i>		<i>"</i>						<i>04/24/07 17:26</i>				
<i>1,2-DCA-d4</i>		<i>99.0%</i>		<i>80-120%</i>		<i>"</i>						<i>"</i>				
<i>Dibromofluoromethane</i>		<i>98.0%</i>		<i>80-120%</i>		<i>"</i>						<i>"</i>				
<i>Toluene-d8</i>		<i>98.5%</i>		<i>80-120%</i>		<i>"</i>						<i>"</i>				

Matrix Spike Dup (7041061-MSD1)													QC Source: PQD0849-01		Extracted: 04/24/07 14:08	
Benzene	EPA 8260B	20.2	0.0900	1.00	ug/l	1x	ND	20.0	101%	(80-124)	1.47% (25)		04/24/07 17:53			
Chlorobenzene	"	20.0	0.0500	1.00	"	"	ND	"	100%	(72.9-134)	0.499%	"	"			
1,1-Dichloroethene	"	20.0	0.120	1.00	"	"	ND	"	100%	(79.3-127)	0.00%	"	"			
Toluene	"	20.0	0.110	1.00	"	"	ND	"	100%	(79.7-131)	0.995%	"	"			
Trichloroethene	"	19.6	0.0800	1.00	"	"	ND	"	98.0%	(68.4-130)	1.02%	"	"			
<i>Surrogate(s): 4-BFB</i>		<i>Recovery: 104%</i>		<i>Limits: 80-120%</i>		<i>"</i>						<i>04/24/07 17:53</i>				
<i>1,2-DCA-d4</i>		<i>101%</i>		<i>80-120%</i>		<i>"</i>						<i>"</i>				
<i>Dibromofluoromethane</i>		<i>101%</i>		<i>80-120%</i>		<i>"</i>						<i>"</i>				
<i>Toluene-d8</i>		<i>102%</i>		<i>80-120%</i>		<i>"</i>						<i>"</i>				

TestAmerica - Portland, OR

The results in this report apply to the samples analyzed in accordance with the chain of custody document. This analytical report shall not be reproduced except in full, without the written approval of the laboratory.

Sarah Rockwell

Sarah Rockwell, Project Manager



SLR-Portland	Project Name: Jeld Wen- Nord Door	Report Created:
1800 Blankenship Road Suite 440	Project Number: 008.0228.00026	05/08/07 11:41
West Linn, OR 97068	Project Manager: Steve Locke	

Semivolatile Organic Compounds per EPA Method 8270C - Laboratory Quality Control Results
 TestAmerica - Portland, OR

QC Batch: 7040947 **Water Preparation Method: 3520B Liq-Liq**

Analyte	Method	Result	MDL*	MRL	Units	Dil	Source Result	Spike Amt	% REC	(Limits)	% RPD	(Limits)	Analyzed	Notes
Blank (7040947-BLK1)													Extracted: 04/23/07 15:30	
Carbazole	EPA 8270C	ND	3.00	5.00	ug/l	1x	--	--	--	--	--	--	04/30/07 21:01	
Acenaphthene	"	ND	3.00	5.00	"	"	--	--	--	--	--	--	"	
Acenaphthylene	"	ND	3.00	5.00	"	"	--	--	--	--	--	--	"	
Anthracene	"	ND	3.00	5.00	"	"	--	--	--	--	--	--	"	
Benzo (a) anthracene	"	ND	3.00	5.00	"	"	--	--	--	--	--	--	"	
Benzo (a) pyrene	"	ND	3.00	5.00	"	"	--	--	--	--	--	--	"	
Benzo (b) fluoranthene	"	ND	3.00	5.00	"	"	--	--	--	--	--	--	"	
Benzo (ghi) perylene	"	ND	3.00	5.00	"	"	--	--	--	--	--	--	"	
Benzo (k) fluoranthene	"	ND	3.00	5.00	"	"	--	--	--	--	--	--	"	
Benzoic Acid	"	ND	50.0	50.0	"	"	--	--	--	--	--	--	"	
Benzyl alcohol	"	ND	5.00	10.0	"	"	--	--	--	--	--	--	"	
4-Bromophenyl phenyl ether	"	ND	3.00	5.00	"	"	--	--	--	--	--	--	"	
Butyl benzyl phthalate	"	ND	3.00	5.00	"	"	--	--	--	--	--	--	"	
4-Chloro-3-methylphenol	"	ND	3.00	5.00	"	"	--	--	--	--	--	--	"	
4-Chloroaniline	"	ND	10.0	20.0	"	"	--	--	--	--	--	--	"	
Bis(2-chloroethoxy)methane	"	ND	5.00	10.0	"	"	--	--	--	--	--	--	"	
Bis(2-chloroethyl)ether	"	ND	3.00	5.00	"	"	--	--	--	--	--	--	"	
Bis(2-chloroisopropyl)ether	"	ND	5.00	10.0	"	"	--	--	--	--	--	--	"	
2-Chloronaphthalene	"	ND	3.00	5.00	"	"	--	--	--	--	--	--	"	
2-Chlorophenol	"	ND	3.00	5.00	"	"	--	--	--	--	--	--	"	
4-Chlorophenyl phenyl ether	"	ND	3.00	5.00	"	"	--	--	--	--	--	--	"	
Chrysene	"	ND	3.00	5.00	"	"	--	--	--	--	--	--	"	
Di-n-butyl phthalate	"	ND	3.00	5.00	"	"	--	--	--	--	--	--	"	
Di-n-octyl phthalate	"	ND	3.00	5.00	"	"	--	--	--	--	--	--	"	
Dibenzo (a,h) anthracene	"	ND	3.00	5.00	"	"	--	--	--	--	--	--	"	
Dibenzofuran	"	ND	3.00	5.00	"	"	--	--	--	--	--	--	"	
1,2-Dichlorobenzene	"	ND	5.00	5.00	"	"	--	--	--	--	--	--	"	
1,3-Dichlorobenzene	"	ND	5.00	5.00	"	"	--	--	--	--	--	--	"	
1,4-Dichlorobenzene	"	ND	5.00	5.00	"	"	--	--	--	--	--	--	"	
3,3'-Dichlorobenzidine	"	ND	3.00	5.00	"	"	--	--	--	--	--	--	"	
2,4-Dichlorophenol	"	ND	3.00	5.00	"	"	--	--	--	--	--	--	"	
Diethyl phthalate	"	ND	3.00	5.00	"	"	--	--	--	--	--	--	"	
2,4-Dimethylphenol	"	ND	5.00	10.0	"	"	--	--	--	--	--	--	"	
Dimethyl phthalate	"	ND	3.00	5.00	"	"	--	--	--	--	--	--	"	
4,6-Dinitro-2-methylphenol	"	ND	5.00	10.0	"	"	--	--	--	--	--	--	"	
2,4-Dinitrophenol	"	ND	15.0	25.0	"	"	--	--	--	--	--	--	"	
2,4-Dinitrotoluene	"	ND	3.00	5.00	"	"	--	--	--	--	--	--	"	
2,6-Dinitrotoluene	"	ND	3.00	5.00	"	"	--	--	--	--	--	--	"	
Bis(2-ethylhexyl)phthalate	"	ND	10.0	10.0	"	"	--	--	--	--	--	--	"	

TestAmerica - Portland, OR

The results in this report apply to the samples analyzed in accordance with the chain of custody document. This analytical report shall not be reproduced except in full, without the written approval of the laboratory.

Sarah Rockwell

Sarah Rockwell, Project Manager



SLR-Portland	Project Name: Jeld Wen- Nord Door	Report Created:
1800 Blankenship Road Suite 440	Project Number: 008.0228.00026	05/08/07 11:41
West Linn, OR 97068	Project Manager: Steve Locke	

Semivolatile Organic Compounds per EPA Method 8270C - Laboratory Quality Control Results
 TestAmerica - Portland, OR

QC Batch: 7040947 **Water Preparation Method: 3520B Liq-Liq**

Analyte	Method	Result	MDL*	MRL	Units	Dil	Source Result	Spike Amt	% REC	(Limits)	% RPD	(Limits)	Analyzed	Notes
---------	--------	--------	------	-----	-------	-----	---------------	-----------	-------	----------	-------	----------	----------	-------

Blank (7040947-BLK1)													Extracted: 04/23/07 15:30			
Fluoranthene	EPA 8270C	ND	3.00	5.00	ug/l	1x	--	--	--	--	--	--	04/30/07 21:01			
Fluorene	"	ND	3.00	5.00	"	"	--	--	--	--	--	--	"			
Hexachlorobenzene	"	ND	3.00	5.00	"	"	--	--	--	--	--	--	"			
Hexachlorobutadiene	"	ND	5.00	10.0	"	"	--	--	--	--	--	--	"			
Hexachlorocyclopentadiene	"	ND	5.00	10.0	"	"	--	--	--	--	--	--	"			
Hexachloroethane	"	ND	5.00	10.0	"	"	--	--	--	--	--	--	"			
Indeno (1,2,3-cd) pyrene	"	ND	3.00	5.00	"	"	--	--	--	--	--	--	"			
Isophorone	"	ND	3.00	5.00	"	"	--	--	--	--	--	--	"			
2-Methylnaphthalene	"	ND	3.00	5.00	"	"	--	--	--	--	--	--	"			
2-Methylphenol	"	ND	5.00	10.0	"	"	--	--	--	--	--	--	"			
3-,4-Methylphenol	"	ND	3.00	5.00	"	"	--	--	--	--	--	--	"			
Naphthalene	"	ND	3.00	5.00	"	"	--	--	--	--	--	--	"			
2-Nitroaniline	"	ND	3.00	5.00	"	"	--	--	--	--	--	--	"			
3-Nitroaniline	"	ND	5.00	10.0	"	"	--	--	--	--	--	--	"			
4-Nitroaniline	"	ND	5.00	10.0	"	"	--	--	--	--	--	--	"			
Nitrobenzene	"	ND	3.00	5.00	"	"	--	--	--	--	--	--	"			
2-Nitrophenol	"	ND	3.00	5.00	"	"	--	--	--	--	--	--	"			
4-Nitrophenol	"	ND	10.0	25.0	"	"	--	--	--	--	--	--	"			
N-Nitrosodi-n-propylamine	"	ND	5.00	10.0	"	"	--	--	--	--	--	--	"			
N-Nitrosodiphenylamine	"	ND	3.00	5.00	"	"	--	--	--	--	--	--	"			
Pentachlorophenol	"	ND	5.00	10.0	"	"	--	--	--	--	--	--	"			
Phenanthrene	"	ND	3.00	5.00	"	"	--	--	--	--	--	--	"			
Phenol	"	ND	3.00	5.00	"	"	--	--	--	--	--	--	"			
Pyrene	"	ND	3.00	5.00	"	"	--	--	--	--	--	--	"			
1,2,4-Trichlorobenzene	"	ND	5.00	5.00	"	"	--	--	--	--	--	--	"			
2,4,5-Trichlorophenol	"	ND	3.00	5.00	"	"	--	--	--	--	--	--	"			
2,4,6-Trichlorophenol	"	ND	3.00	5.00	"	"	--	--	--	--	--	--	"			
<i>Surrogate(s):</i> 2-Fluorobiphenyl													<i>Recovery:</i> 70.8%	<i>Limits:</i> 22-120%	"	04/30/07 21:01
2-Fluorophenol													68.7%	5-120%	"	"
Nitrobenzene-d5													87.1%	26-127%	"	"
Phenol-d6													110%	4-121%	"	"
p-Terphenyl-d14													81.5%	37-130%	"	"
2,4,6-Tribromophenol													88.7%	21-129%	"	"

TestAmerica - Portland, OR

The results in this report apply to the samples analyzed in accordance with the chain of custody document. This analytical report shall not be reproduced except in full, without the written approval of the laboratory.

Sarah Rockwell

Sarah Rockwell, Project Manager



SLR-Portland	Project Name: Jeld Wen- Nord Door	Report Created:
1800 Blankenship Road Suite 440	Project Number: 008.0228.00026	05/08/07 11:41
West Linn, OR 97068	Project Manager: Steve Locke	

Semivolatile Organic Compounds per EPA Method 8270C - Laboratory Quality Control Results
TestAmerica - Portland, OR

QC Batch: 7040947 **Water Preparation Method: 3520B Liq-Liq**

Analyte	Method	Result	MDL*	MRL	Units	Dil	Source Result	Spike Amt	% REC	(Limits)	% RPD	(Limits)	Analyzed	Notes
LCS (7040947-BS1)													Extracted: 04/23/07 15:30	
Acenaphthene	EPA 8270C	49.3	3.00	5.00	ug/l	1x	--	50.0	98.6%	(56-120)	--	--	04/30/07 20:17	
4-Chloro-3-methylphenol	"	49.4	3.00	5.00	"	"	--	"	98.8%	(37-131)	--	--	"	
2-Chlorophenol	"	49.8	3.00	5.00	"	"	--	"	99.6%	(31-130)	--	--	"	
1,4-Dichlorobenzene	"	36.5	5.00	5.00	"	"	--	"	73.0%	(8-124)	--	--	"	
2,4-Dinitrotoluene	"	37.4	3.00	5.00	"	"	--	"	74.8%	(50-127)	--	--	"	
4-Nitrophenol	"	48.4	10.0	25.0	"	"	--	"	96.8%	(1-157)	--	--	"	
N-Nitrosodi-n-propylamine	"	47.1	5.00	10.0	"	"	--	"	94.2%	(44-129)	--	--	"	
Pentachlorophenol	"	53.1	5.00	10.0	"	"	--	"	106%	(23-149)	--	--	"	
Phenol	"	41.4	3.00	5.00	"	"	--	"	82.8%	(1-145)	--	--	"	
Pyrene	"	48.6	3.00	5.00	"	"	--	"	97.2%	(56-125)	--	--	"	
1,2,4-Trichlorobenzene	"	38.3	5.00	5.00	"	"	--	"	76.6%	(33-116)	--	--	"	
<i>Surrogate(s):</i>	<i>2-Fluorobiphenyl</i>	<i>Recovery:</i>	<i>82.3%</i>	<i>Limits:</i>	<i>22-120%</i>	<i>"</i>							<i>04/30/07 20:17</i>	
	<i>2-Fluorophenol</i>		<i>72.7%</i>		<i>5-120%</i>	<i>"</i>							<i>"</i>	
	<i>Nitrobenzene-d5</i>		<i>88.3%</i>		<i>26-127%</i>	<i>"</i>							<i>"</i>	
	<i>Phenol-d6</i>		<i>103%</i>		<i>4-121%</i>	<i>"</i>							<i>"</i>	
	<i>p-Terphenyl-d14</i>		<i>88.5%</i>		<i>37-130%</i>	<i>"</i>							<i>"</i>	
	<i>2,4,6-Tribromophenol</i>		<i>100%</i>		<i>21-129%</i>	<i>"</i>							<i>"</i>	

Matrix Spike (7040947-MS1)													QC Source: PQD0826-01		Extracted: 04/23/07 15:30	
Acenaphthene	EPA 8270C	47.3	3.00	5.00	ug/l	1x	ND	50.0	94.6%	(20-150)	--	--	04/30/07 19:34			
4-Chloro-3-methylphenol	"	48.1	3.00	5.00	"	"	ND	"	96.2%	(10-150)	--	--	"			
2-Chlorophenol	"	49.6	3.00	5.00	"	"	ND	"	99.2%	"	--	--	"			
1,4-Dichlorobenzene	"	42.8	5.00	5.00	"	"	ND	"	85.6%	(1-150)	--	--	"			
2,4-Dinitrotoluene	"	40.4	3.00	5.00	"	"	ND	"	80.8%	(10-150)	--	--	"			
4-Nitrophenol	"	44.0	10.0	25.0	"	"	ND	"	88.0%	(1-200)	--	--	"			
N-Nitrosodi-n-propylamine	"	49.9	5.00	10.0	"	"	ND	"	99.8%	"	--	--	"			
Pentachlorophenol	"	55.6	5.00	10.0	"	"	ND	"	111%	"	--	--	"			
Phenol	"	43.7	3.00	5.00	"	"	ND	"	87.4%	"	--	--	"			
Pyrene	"	51.1	3.00	5.00	"	"	ND	"	102%	(20-135)	--	--	"			
1,2,4-Trichlorobenzene	"	40.5	5.00	5.00	"	"	ND	"	81.0%	(1-150)	--	--	"			
<i>Surrogate(s):</i>	<i>2-Fluorobiphenyl</i>	<i>Recovery:</i>	<i>80.1%</i>	<i>Limits:</i>	<i>22-120%</i>	<i>"</i>							<i>04/30/07 19:34</i>			
	<i>2-Fluorophenol</i>		<i>72.0%</i>		<i>5-120%</i>	<i>"</i>							<i>"</i>			
	<i>Nitrobenzene-d5</i>		<i>87.3%</i>		<i>26-127%</i>	<i>"</i>							<i>"</i>			
	<i>Phenol-d6</i>		<i>108%</i>		<i>4-121%</i>	<i>"</i>							<i>"</i>			
	<i>p-Terphenyl-d14</i>		<i>88.5%</i>		<i>37-130%</i>	<i>"</i>							<i>"</i>			
	<i>2,4,6-Tribromophenol</i>		<i>90.0%</i>		<i>21-129%</i>	<i>"</i>							<i>"</i>			

TestAmerica - Portland, OR

The results in this report apply to the samples analyzed in accordance with the chain of custody document. This analytical report shall not be reproduced except in full, without the written approval of the laboratory.

Sarah Rockwell

Sarah Rockwell, Project Manager



SLR-Portland	Project Name: Jeld Wen- Nord Door	Report Created:
1800 Blankenship Road Suite 440	Project Number: 008.0228.00026	05/08/07 11:41
West Linn, OR 97068	Project Manager: Steve Locke	

Semivolatile Organic Compounds per EPA Method 8270C - Laboratory Quality Control Results
 TestAmerica - Portland, OR

QC Batch: 7040947 **Water Preparation Method: 3520B Liq-Liq**

Analyte	Method	Result	MDL*	MRL	Units	Dil	Source Result	Spike Amt	% REC	(Limits)	% RPD	(Limits)	Analyzed	Notes
Matrix Spike Dup (7040947-MSD1)			QC Source: PQD0826-01				Extracted: 04/23/07 15:30							
Acenaphthene	EPA 8270C	21.8	2.99	4.98	ug/l	1x	ND	49.8	43.8%	(20-150)	73.8%	(50)	04/30/07 18:50	A-01
4-Chloro-3-methylphenol	"	22.3	2.99	4.98	"	"	ND	"	44.8%	(10-150)	73.3%	"	"	A-01
2-Chlorophenol	"	20.4	2.99	4.98	"	"	ND	"	41.0%	"	83.4%	"	"	A-01
1,4-Dichlorobenzene	"	15.4	4.98	4.98	"	"	ND	"	30.9%	(1-150)	94.2%	"	"	A-01
2,4-Dinitrotoluene	"	16.6	2.99	4.98	"	"	ND	"	33.3%	(10-150)	83.5%	"	"	A-01
4-Nitrophenol	"	14.3	9.95	24.9	"	"	ND	"	28.7%	(1-200)	102%	"	"	A-01, J
N-Nitrosodi-n-propylamine	"	20.8	4.98	9.95	"	"	ND	"	41.8%	"	82.3%	"	"	A-01
Pentachlorophenol	"	23.2	4.98	9.95	"	"	ND	"	46.6%	"	82.2%	"	"	A-01
Phenol	"	20.2	2.99	4.98	"	"	ND	"	40.6%	"	73.6%	"	"	A-01
Pyrene	"	21.4	2.99	4.98	"	"	ND	"	43.0%	(20-135)	81.9%	"	"	A-01
1,2,4-Trichlorobenzene	"	17.5	4.98	4.98	"	"	ND	"	35.1%	(1-150)	79.3%	"	"	A-01
<i>Surrogate(s): 2-Fluorobiphenyl</i>		<i>Recovery:</i>	<i>37.7%</i>	<i>Limits:</i>	<i>22-120%</i>	<i>"</i>							<i>04/30/07 18:50</i>	
<i>2-Fluorophenol</i>			<i>35.6%</i>		<i>5-120%</i>	<i>"</i>							<i>"</i>	
<i>Nitrobenzene-d5</i>			<i>37.5%</i>		<i>26-127%</i>	<i>"</i>							<i>"</i>	
<i>Phenol-d6</i>			<i>51.3%</i>		<i>4-121%</i>	<i>"</i>							<i>"</i>	
<i>p-Terphenyl-d14</i>			<i>39.4%</i>		<i>37-130%</i>	<i>"</i>							<i>"</i>	
<i>2,4,6-Tribromophenol</i>			<i>40.7%</i>		<i>21-129%</i>	<i>"</i>							<i>"</i>	

TestAmerica - Portland, OR

The results in this report apply to the samples analyzed in accordance with the chain of custody document. This analytical report shall not be reproduced except in full, without the written approval of the laboratory.

Sarah Rockwell

Sarah Rockwell, Project Manager



SLR-Portland	Project Name: Jeld Wen- Nord Door	Report Created:
1800 Blankenship Road Suite 440	Project Number: 008.0228.00026	05/08/07 11:41
West Linn, OR 97068	Project Manager: Steve Locke	

Semivolatile Organic Compounds per EPA Method 8270C - Laboratory Quality Control Results
TestAmerica - Portland, OR

QC Batch: 7041149 Soil Preparation Method: EPA 3550

Analyte	Method	Result	MDL*	MRL	Units	Dil	Source Result	Spike Amt	% REC	(Limits)	% RPD	(Limits)	Analyzed	Notes
Blank (7041149-BLK1)													Extracted: 04/26/07 14:30	
Carbazole	EPA 8270C	ND	0.0695	0.327	mg/kg wet	1x	--	--	--	--	--	--	05/01/07 03:27	
Acenaphthene	"	ND	0.0695	0.327	"	"	--	--	--	--	--	--		
Acenaphthylene	"	ND	0.0695	0.327	"	"	--	--	--	--	--	--		
Anthracene	"	ND	0.0695	0.327	"	"	--	--	--	--	--	--		
Benzo (a) anthracene	"	ND	0.0695	0.327	"	"	--	--	--	--	--	--		
Benzo (a) pyrene	"	ND	0.0695	0.327	"	"	--	--	--	--	--	--		
Benzo (b) fluoranthene	"	ND	0.0695	0.327	"	"	--	--	--	--	--	--		
Benzo (ghi) perylene	"	ND	0.0695	0.327	"	"	--	--	--	--	--	--		
Benzo (k) fluoranthene	"	ND	0.0695	0.327	"	"	--	--	--	--	--	--		
Benzoic Acid	"	ND	0.496	0.992	"	"	--	--	--	--	--	--		
Benzyl alcohol	"	ND	0.992	0.992	"	"	--	--	--	--	--	--		
4-Bromophenyl phenyl ether	"	ND	0.0695	0.327	"	"	--	--	--	--	--	--		
Butyl benzyl phthalate	"	ND	0.0695	0.327	"	"	--	--	--	--	--	--		
4-Chloro-3-methylphenol	"	ND	0.0695	0.327	"	"	--	--	--	--	--	--		
4-Chloroaniline	"	ND	0.164	1.98	"	"	--	--	--	--	--	--		
Bis(2-chloroethoxy)methane	"	ND	0.0695	0.327	"	"	--	--	--	--	--	--		
Bis(2-chloroethyl)ether	"	ND	0.0695	0.327	"	"	--	--	--	--	--	--		
Bis(2-chloroisopropyl)ether	"	ND	0.0695	0.327	"	"	--	--	--	--	--	--		
2-Chloronaphthalene	"	ND	0.0695	0.327	"	"	--	--	--	--	--	--		
2-Chlorophenol	"	ND	0.0695	0.327	"	"	--	--	--	--	--	--		
4-Chlorophenyl phenyl ether	"	ND	0.0992	0.327	"	"	--	--	--	--	--	--		
Chrysene	"	ND	0.0695	0.327	"	"	--	--	--	--	--	--		
Di-n-butyl phthalate	"	ND	0.496	0.992	"	"	--	--	--	--	--	--		
Di-n-octyl phthalate	"	ND	0.0695	0.327	"	"	--	--	--	--	--	--		
Dibenzo (a,h) anthracene	"	ND	0.0695	0.327	"	"	--	--	--	--	--	--		
Dibenzofuran	"	ND	0.0695	0.327	"	"	--	--	--	--	--	--		
1,2-Dichlorobenzene	"	ND	0.496	0.992	"	"	--	--	--	--	--	--		
1,3-Dichlorobenzene	"	ND	0.496	0.992	"	"	--	--	--	--	--	--		
1,4-Dichlorobenzene	"	ND	0.496	0.992	"	"	--	--	--	--	--	--		
3,3'-Dichlorobenzidine	"	ND	0.496	0.992	"	"	--	--	--	--	--	--		
2,4-Dichlorophenol	"	ND	0.0695	0.327	"	"	--	--	--	--	--	--		
Diethyl phthalate	"	ND	0.0695	0.327	"	"	--	--	--	--	--	--		
2,4-Dimethylphenol	"	ND	0.496	0.992	"	"	--	--	--	--	--	--		
Dimethyl phthalate	"	ND	0.0695	0.327	"	"	--	--	--	--	--	--		
4,6-Dinitro-2-methylphenol	"	ND	0.496	0.992	"	"	--	--	--	--	--	--		
2,4-Dinitrophenol	"	ND	1.98	1.98	"	"	--	--	--	--	--	--		
2,4-Dinitrotoluene	"	ND	0.496	0.496	"	"	--	--	--	--	--	--		
2,6-Dinitrotoluene	"	ND	0.496	0.496	"	"	--	--	--	--	--	--		
Bis(2-ethylhexyl)phthalate	"	ND	1.98	1.98	"	"	--	--	--	--	--	--		

TestAmerica - Portland, OR

The results in this report apply to the samples analyzed in accordance with the chain of custody document. This analytical report shall not be reproduced except in full, without the written approval of the laboratory.

Sarah Rockwell

Sarah Rockwell, Project Manager



SLR-Portland	Project Name: Jeld Wen- Nord Door	Report Created:
1800 Blankenship Road Suite 440	Project Number: 008.0228.00026	05/08/07 11:41
West Linn, OR 97068	Project Manager: Steve Locke	

Semivolatile Organic Compounds per EPA Method 8270C - Laboratory Quality Control Results
 TestAmerica - Portland, OR

QC Batch: 7041149 **Soil Preparation Method: EPA 3550**

Analyte	Method	Result	MDL*	MRL	Units	Dil	Source Result	Spike Amt	% REC	(Limits)	% RPD	(Limits)	Analyzed	Notes
---------	--------	--------	------	-----	-------	-----	---------------	-----------	-------	----------	-------	----------	----------	-------

Blank (7041149-BLK1) Extracted: 04/26/07 14:30

Fluoranthene	EPA 8270C	ND	0.0695	0.327	mg/kg wet	1x	--	--	--	--	--	--	05/01/07 03:27	
Fluorene	"	ND	0.0695	0.327	"	"	--	--	--	--	--	--	"	
Hexachlorobenzene	"	ND	0.0695	0.327	"	"	--	--	--	--	--	--	"	
Hexachlorobutadiene	"	ND	0.496	0.992	"	"	--	--	--	--	--	--	"	
Hexachlorocyclopentadiene	"	ND	0.496	0.992	"	"	--	--	--	--	--	--	"	
Hexachloroethane	"	ND	0.496	0.992	"	"	--	--	--	--	--	--	"	
Indeno (1,2,3-cd) pyrene	"	ND	0.0695	0.327	"	"	--	--	--	--	--	--	"	
Isophorone	"	ND	0.0695	0.327	"	"	--	--	--	--	--	--	"	
2-Methylnaphthalene	"	ND	0.0695	0.327	"	"	--	--	--	--	--	--	"	
2-Methylphenol	"	ND	0.0695	0.327	"	"	--	--	--	--	--	--	"	
3-,4-Methylphenol	"	ND	0.0695	0.327	"	"	--	--	--	--	--	--	"	
Naphthalene	"	ND	0.0695	0.327	"	"	--	--	--	--	--	--	"	
2-Nitroaniline	"	ND	0.0695	0.327	"	"	--	--	--	--	--	--	"	
3-Nitroaniline	"	ND	0.496	0.992	"	"	--	--	--	--	--	--	"	
4-Nitroaniline	"	ND	0.0695	0.327	"	"	--	--	--	--	--	--	"	
Nitrobenzene	"	ND	0.0695	0.327	"	"	--	--	--	--	--	--	"	
2-Nitrophenol	"	ND	0.0695	0.327	"	"	--	--	--	--	--	--	"	
4-Nitrophenol	"	ND	0.496	0.992	"	"	--	--	--	--	--	--	"	
N-Nitrosodi-n-propylamine	"	ND	0.0695	0.327	"	"	--	--	--	--	--	--	"	
N-Nitrosodiphenylamine	"	ND	0.0695	0.327	"	"	--	--	--	--	--	--	"	
Pentachlorophenol	"	ND	0.496	0.992	"	"	--	--	--	--	--	--	"	
Phenanthrene	"	ND	0.0695	0.327	"	"	--	--	--	--	--	--	"	
Phenol	"	ND	0.0695	0.327	"	"	--	--	--	--	--	--	"	
Pyrene	"	ND	0.0695	0.327	"	"	--	--	--	--	--	--	"	
1,2,4-Trichlorobenzene	"	ND	0.496	0.992	"	"	--	--	--	--	--	--	"	
2,4,5-Trichlorophenol	"	ND	0.0695	0.327	"	"	--	--	--	--	--	--	"	
2,4,6-Trichlorophenol	"	ND	0.0695	0.327	"	"	--	--	--	--	--	--	"	

<i>Surrogate(s):</i>	<i>2-Fluorobiphenyl</i>	<i>Recovery:</i>	<i>79.8%</i>	<i>Limits:</i>	<i>33-126%</i>	<i>"</i>	<i>05/01/07 03:27</i>
	<i>2-Fluorophenol</i>		<i>68.1%</i>		<i>20-127%</i>	<i>"</i>	<i>"</i>
	<i>Nitrobenzene-d5</i>		<i>83.1%</i>		<i>25-131%</i>	<i>"</i>	<i>"</i>
	<i>Phenol-d6</i>		<i>104%</i>		<i>13-138%</i>	<i>"</i>	<i>"</i>
	<i>p-Terphenyl-d14</i>		<i>81.9%</i>		<i>38-142%</i>	<i>"</i>	<i>"</i>
	<i>2,4,6-Tribromophenol</i>		<i>71.0%</i>		<i>46-124%</i>	<i>"</i>	<i>"</i>

TestAmerica - Portland, OR

The results in this report apply to the samples analyzed in accordance with the chain of custody document. This analytical report shall not be reproduced except in full, without the written approval of the laboratory.

Sarah Rockwell

Sarah Rockwell, Project Manager



SLR-Portland	Project Name: Jeld Wen- Nord Door	Report Created:
1800 Blankenship Road Suite 440	Project Number: 008.0228.00026	05/08/07 11:41
West Linn, OR 97068	Project Manager: Steve Locke	

Semivolatile Organic Compounds per EPA Method 8270C - Laboratory Quality Control Results
 TestAmerica - Portland, OR

QC Batch: 7041149 **Soil Preparation Method: EPA 3550**

Analyte	Method	Result	MDL*	MRL	Units	Dil	Source Result	Spike Amt	% REC	(Limits)	% RPD	(Limits)	Analyzed	Notes
---------	--------	--------	------	-----	-------	-----	---------------	-----------	-------	----------	-------	----------	----------	-------

LCS (7041149-BS1)

Extracted: 04/26/07 14:30

Acenaphthene	EPA 8270C	2.02	0.0692	0.326	mg/kg wet	1x	--	2.47	81.8%	(46-120)	--	--	05/01/07 04:10	
4-Chloro-3-methylphenol	"	3.85	0.0692	0.326	"	"	--	4.94	77.9%	(36-138)	--	--	"	
2-Chlorophenol	"	3.45	0.0692	0.326	"	"	--	"	69.8%	(18-137)	--	--	"	
1,4-Dichlorobenzene	"	1.91	0.494	0.989	"	"	--	2.47	77.3%	(7-135)	--	--	"	
2,4-Dinitrotoluene	"	1.67	0.494	0.494	"	"	--	"	67.6%	(49-125)	--	--	"	
4-Nitrophenol	"	3.27	0.494	0.989	"	"	--	4.94	66.2%	(40-148)	--	--	"	
N-Nitrosodi-n-propylamine	"	2.20	0.0692	0.326	"	"	--	2.47	89.1%	(20-138)	--	--	"	
Pentachlorophenol	"	2.15	0.494	0.989	"	"	--	4.94	43.5%	(22-129)	--	--	"	
Phenol	"	2.93	0.0692	0.326	"	"	--	"	59.3%	(37-122)	--	--	"	
Pyrene	"	1.99	0.0692	0.326	"	"	--	2.47	80.6%	(26-143)	--	--	"	
1,2,4-Trichlorobenzene	"	1.77	0.494	0.989	"	"	--	"	71.7%	(25-129)	--	--	"	
<i>Surrogate(s):</i>														
2-Fluorobiphenyl		Recovery:	80.2%	Limits:	33-126%	"							05/01/07 04:10	
2-Fluorophenol			69.6%		20-127%	"							"	
Nitrobenzene-d5			85.0%		25-131%	"							"	
Phenol-d6			106%		13-138%	"							"	
p-Terphenyl-d14			81.0%		38-142%	"							"	
2,4,6-Tribromophenol			84.6%		46-124%	"							"	

Matrix Spike (7041149-MS1)

QC Source: PQD0739-01

Extracted: 04/26/07 14:30

RL3

Acenaphthene	EPA 8270C	5.44	1.34	6.32	mg/kg dry	4x	ND	5.98	91.0%	(26-150)	--	--	05/01/07 22:28	J
4-Chloro-3-methylphenol	"	10.4	1.34	6.32	"	"	ND	12.0	86.7%	"	--	--	"	
2-Chlorophenol	"	10.6	1.34	6.32	"	"	ND	"	88.3%	(8-150)	--	--	"	
1,4-Dichlorobenzene	"	1.21	0.958	19.2	"	"	ND	5.98	20.2%	(4-150)	--	--	"	J
2,4-Dinitrotoluene	"	3.95	0.958	9.58	"	"	ND	"	66.1%	(32-150)	--	--	"	J
4-Nitrophenol	"	7.57	0.958	19.2	"	"	ND	12.0	63.1%	(20-175)	--	--	"	J
N-Nitrosodi-n-propylamine	"	6.14	1.34	6.32	"	"	ND	5.98	103%	(10-150)	--	--	"	J
Pentachlorophenol	"	8.04	0.958	19.2	"	"	ND	12.0	67.0%	(12-150)	--	--	"	J
Phenol	"	10.4	1.34	6.32	"	"	ND	"	86.7%	(17-150)	--	--	"	
Pyrene	"	5.78	1.34	6.32	"	"	ND	5.98	96.7%	(16-175)	--	--	"	J
1,2,4-Trichlorobenzene	"	4.94	0.958	19.2	"	"	ND	"	82.6%	(18-150)	--	--	"	J
<i>Surrogate(s):</i>														
2-Fluorobiphenyl		Recovery:	95.0%	Limits:	33-126%	"							05/01/07 22:28	
2-Fluorophenol			81.8%		20-127%	"							"	
Nitrobenzene-d5			94.1%		25-131%	"							"	
Phenol-d6			78.3%		13-138%	"							"	
p-Terphenyl-d14			94.0%		38-142%	"							"	
2,4,6-Tribromophenol			79.3%		46-124%	"							"	

TestAmerica - Portland, OR

The results in this report apply to the samples analyzed in accordance with the chain of custody document. This analytical report shall not be reproduced except in full, without the written approval of the laboratory.

Sarah Rockwell

Sarah Rockwell, Project Manager



SLR-Portland	Project Name: Jeld Wen- Nord Door	
1800 Blankenship Road Suite 440	Project Number: 008.0228.00026	Report Created:
West Linn, OR 97068	Project Manager: Steve Locke	05/08/07 11:41

Semivolatile Organic Compounds per EPA Method 8270C - Laboratory Quality Control Results
 TestAmerica - Portland, OR

QC Batch: 7041149 **Soil Preparation Method: EPA 3550**

Analyte	Method	Result	MDL*	MRL	Units	Dil	Source Result	Spike Amt	% REC	(Limits)	% RPD	(Limits)	Analyzed	Notes
Matrix Spike Dup (7041149-MSD1)			QC Source: PQD0739-01					Extracted: 04/26/07 14:30					RL3	
Acenaphthene	EPA 8270C	6.29	1.35	6.35	mg/kg dry	4x	ND	6.01	105%	(26-150)	14.5% (60)		05/01/07 23:11	J
4-Chloro-3-methylphenol	"	12.1	1.35	6.35	"	"	ND	12.0	101%	"	15.1%	"	"	
2-Chlorophenol	"	11.3	1.35	6.35	"	"	ND	"	94.2%	(8-150)	6.39%	"	"	
1,4-Dichlorobenzene	"	1.44	0.962	19.2	"	"	ND	6.01	24.0%	(4-150)	17.4%	"	"	J
2,4-Dinitrotoluene	"	3.65	0.962	9.62	"	"	ND	"	60.7%	(32-150)	7.89%	"	"	J
4-Nitrophenol	"	7.88	0.962	19.2	"	"	ND	12.0	65.7%	(20-175)	4.01%	"	"	J
N-Nitrosodi-n-propylamine	"	5.69	1.35	6.35	"	"	ND	6.01	94.7%	(10-150)	7.61%	"	"	J
Pentachlorophenol	"	8.65	0.962	19.2	"	"	ND	12.0	72.1%	(12-150)	7.31%	"	"	J
Phenol	"	10.7	1.35	6.35	"	"	ND	"	89.2%	(17-150)	2.84%	"	"	
Pyrene	"	6.02	1.35	6.35	"	"	ND	6.01	100%	(16-175)	4.07%	"	"	J
1,2,4-Trichlorobenzene	"	5.25	0.962	19.2	"	"	ND	"	87.4%	(18-150)	6.08%	"	"	J
<i>Surrogate(s): 2-Fluorobiphenyl</i>		<i>Recovery:</i>	<i>99.7%</i>	<i>Limits:</i>	<i>33-126%</i>	<i>"</i>							<i>05/01/07 23:11</i>	
<i>2-Fluorophenol</i>			<i>78.8%</i>		<i>20-127%</i>	<i>"</i>							<i>"</i>	
<i>Nitrobenzene-d5</i>			<i>94.5%</i>		<i>25-131%</i>	<i>"</i>							<i>"</i>	
<i>Phenol-d6</i>			<i>79.2%</i>		<i>13-138%</i>	<i>"</i>							<i>"</i>	
<i>p-Terphenyl-d14</i>			<i>90.7%</i>		<i>38-142%</i>	<i>"</i>							<i>"</i>	
<i>2,4,6-Tribromophenol</i>			<i>88.3%</i>		<i>46-124%</i>	<i>"</i>							<i>"</i>	

TestAmerica - Portland, OR

The results in this report apply to the samples analyzed in accordance with the chain of custody document. This analytical report shall not be reproduced except in full, without the written approval of the laboratory.

Sarah Rockwell

Sarah Rockwell, Project Manager



SLR-Portland	Project Name: Jeld Wen- Nord Door	Report Created:
1800 Blankenship Road Suite 440	Project Number: 008.0228.00026	05/08/07 11:41
West Linn, OR 97068	Project Manager: Steve Locke	

Percent Dry Weight (Solids) per Standard Methods - Laboratory Quality Control Results
TestAmerica - Portland, OR

QC Batch: 7040992 **Soil Preparation Method: Dry Weight**

Analyte	Method	Result	MDL*	MRL	Units	Dil	Source Result	Spike Amt	% REC	(Limits)	% RPD	(Limits)	Analyzed	Notes	
Duplicate (7040992-DUP1)			QC Source: PQD0870-07					Extracted: 04/23/07 12:42							
% Solids	NCA SOP	85.3	0.00	0.00	% by Weight	1x	85.7	--	--	--	0.468% (20)		04/23/07 12:42		

TestAmerica - Portland, OR

The results in this report apply to the samples analyzed in accordance with the chain of custody document. This analytical report shall not be reproduced except in full, without the written approval of the laboratory.

Sarah Rockwell

Sarah Rockwell, Project Manager



SLR-Portland	Project Name: Jeld Wen- Nord Door	Report Created:
1800 Blankenship Road Suite 440	Project Number: 008.0228.00026	05/08/07 11:41
West Linn, OR 97068	Project Manager: Steve Locke	

Notes and Definitions

Report Specific Notes:

- A-01 - Recoveries and/or RPD is outside control limit due to an isolated extraction error. Recoveries for batch BS and MS are acceptable. Batch data is not compromised.
- J - Estimated value. Analyte detected at a level less than the Reporting Limit (RL) and greater than or equal to the Method Detection Limit (MDL). The user of this data should be aware that this data is of limited reliability.
- Q9 - Hydrocarbon pattern most closely resembles weathered diesel.
- RL3 - Reporting limit raised due to high concentrations of non-target analytes.
- Z9 - Unable to calculate surrogate recovery due to matrix interference.

Laboratory Reporting Conventions:

- DET - Analyte DETECTED at or above the Reporting Limit. Qualitative Analyses only.
- ND - Analyte NOT DETECTED at or above the reporting limit (MDL or MRL, as appropriate).
- NR/NA - Not Reported / Not Available
- dry - Sample results reported on a Dry Weight Basis. Results and Reporting Limits have been corrected for Percent Dry Weight.
- wet - Sample results and reporting limits reported on a Wet Weight Basis (as received). Results with neither 'wet' nor 'dry' are reported on a Wet Weight Basis.
- RPD - RELATIVE PERCENT DIFFERENCE (RPDs calculated using Results, not Percent Recoveries).
- MRL - METHOD REPORTING LIMIT. Reporting Level at, or above, the lowest level standard of the Calibration Table.
- MDL* - METHOD DETECTION LIMIT. Reporting Level at, or above, the statistically derived limit based on 40CFR, Part 136, Appendix B. *MDLs are listed on the report only if the data has been evaluated below the MRL. Results between the MDL and MRL are reported as Estimated Results.
- Dil - Dilutions are calculated based on deviations from the standard dilution performed for an analysis, and may not represent the dilution found on the analytical raw data.
- Reporting Limits - Reporting limits (MDLs and MRLs) are adjusted based on variations in sample preparation amounts, analytical dilutions and percent solids, where applicable.
- Electronic Signature - Electronic Signature added in accordance with TestAmerica's *Electronic Reporting and Electronic Signatures Policy*. Application of electronic signature indicates that the report has been reviewed and approved for release by the laboratory. Electronic signature is intended to be the legally binding equivalent of a traditionally handwritten signature.

Sarah Rockwell

Sarah Rockwell, Project Manager



May 29, 2007

Steve Locke
SLR-Portland
1800 Blankenship Road Suite 440
West Linn, OR 97068

RE: Jeld Wen- Nord Door

Enclosed are the results of analyses for samples received by the laboratory on 05/14/07 08:45.
The following list is a summary of the Work Orders contained in this report, generated on 05/29/07
11:14.

If you have any questions concerning this report, please feel free to contact me.

<u>Work Order</u>	<u>Project</u>	<u>ProjectNumber</u>
PQE0537	Jeld Wen- Nord Door	Everett-WA

Sarah Rockwell

Sarah Rockwell, Project Manager



SLR-Portland	Project Name: Jeld Wen- Nord Door	Report Created:
1800 Blankenship Road Suite 440	Project Number: Everett-WA	05/29/07 11:14
West Linn, OR 97068	Project Manager: Steve Locke	

ANALYTICAL REPORT FOR SAMPLES

Sample ID	Laboratory ID	Matrix	Date Sampled	Date Received
MW6-507	PQE0537-01	Water	05/11/07 16:05	05/14/07 08:45

TestAmerica - Portland, OR

The results in this report apply to the samples analyzed in accordance with the chain of custody document. This analytical report shall not be reproduced except in full, without the written approval of the laboratory.

Sarah Rockwell

Sarah Rockwell, Project Manager



SLR-Portland	Project Name: Jeld Wen- Nord Door	
1800 Blankenship Road Suite 440	Project Number: Everett-WA	Report Created:
West Linn, OR 97068	Project Manager: Steve Locke	05/29/07 11:14

Hydrocarbon Identification per NW-TPH Methodology
TestAmerica - Portland, OR

Analyte	Method	Result	MDL*	MRL	Units	Dil	Batch	Prepared	Analyzed	Notes
PQE0537-01 (MW6-507)		Water			Sampled: 05/11/07 16:05					
Gasoline Range Hydrocarbons	NWTPH HCID	ND	----	0.238	mg/l	1x	7050774	05/16/07 10:20	05/16/07 17:14	
Diesel Range Hydrocarbons	"	ND	----	0.600	"	"	"	"	"	"
Heavy Oil Range Hydrocarbons	"	ND	----	0.600	"	"	"	"	"	"
<i>Surrogate(s): 1-Chlorooctadecane</i>			<i>101%</i>		<i>50 - 150 %</i>	<i>"</i>				<i>"</i>

TestAmerica - Portland, OR

The results in this report apply to the samples analyzed in accordance with the chain of custody document. This analytical report shall not be reproduced except in full, without the written approval of the laboratory.

Sarah Rockwell

Sarah Rockwell, Project Manager



SLR-Portland	Project Name: Jeld Wen- Nord Door	Report Created:
1800 Blankenship Road Suite 440	Project Number: Everett-WA	05/29/07 11:14
West Linn, OR 97068	Project Manager: Steve Locke	

Diesel and Heavy Range Hydrocarbons per NWTPH-Dx Method
TestAmerica - Portland, OR

Analyte	Method	Result	MDL*	MRL	Units	Dil	Batch	Prepared	Analyzed	Notes
PQE0537-01 (MW6-507)		Water			Sampled: 05/11/07 16:05					
Diesel Range Organics	NWTPH-Dx	ND	----	0.476	mg/l	1x	7050774	05/16/07 10:20	05/16/07 15:47	
Heavy Oil Range Hydrocarbons	"	ND	----	0.952	"	"	"	"	"	"
<i>Surrogate(s): 1-Chlorooctadecane</i>				86.4%		50 - 150 %	"			"

TestAmerica - Portland, OR

The results in this report apply to the samples analyzed in accordance with the chain of custody document. This analytical report shall not be reproduced except in full, without the written approval of the laboratory.

Sarah Rockwell

Sarah Rockwell, Project Manager



SLR-Portland	Project Name: Jeld Wen- Nord Door	Report Created:
1800 Blankenship Road Suite 440	Project Number: Everett-WA	05/29/07 11:14
West Linn, OR 97068	Project Manager: Steve Locke	

Volatile Organic Compounds per EPA Method 8260B
 TestAmerica - Portland, OR

Analyte	Method	Result	MDL*	MRL	Units	Dil	Batch	Prepared	Analyzed	Notes
PQE0537-01 (MW6-507)		Water			Sampled: 05/11/07 16:05					
Acetone	EPA 8260B	ND	----	25.0	ug/l	1x	7050722	05/15/07 09:22	05/15/07 19:29	
Benzene	"	ND	----	1.00	"	"	"	"	"	
Bromobenzene	"	ND	----	1.00	"	"	"	"	"	
Bromochloromethane	"	ND	----	1.00	"	"	"	"	"	
Bromodichloromethane	"	ND	----	1.00	"	"	"	"	"	
Bromoform	"	ND	----	1.00	"	"	"	"	"	
Bromomethane	"	ND	----	5.00	"	"	"	"	"	
2-Butanone (MEK)	"	ND	----	10.0	"	"	"	"	"	
n-Butylbenzene	"	ND	----	5.00	"	"	"	"	"	
sec-Butylbenzene	"	ND	----	1.00	"	"	"	"	"	
tert-Butylbenzene	"	ND	----	1.00	"	"	"	"	"	
Carbon disulfide	"	ND	----	10.0	"	"	"	"	"	
Carbon tetrachloride	"	ND	----	1.00	"	"	"	"	"	
Chlorobenzene	"	ND	----	1.00	"	"	"	"	"	
Chloroethane	"	ND	----	1.00	"	"	"	"	"	
Chloroform	"	ND	----	1.00	"	"	"	"	"	
Chloromethane	"	ND	----	5.00	"	"	"	"	"	
2-Chlorotoluene	"	ND	----	1.00	"	"	"	"	"	
4-Chlorotoluene	"	ND	----	1.00	"	"	"	"	"	
1,2-Dibromo-3-chloropropane	"	ND	----	5.00	"	"	"	"	"	
Dibromochloromethane	"	ND	----	1.00	"	"	"	"	"	
1,2-Dibromoethane	"	ND	----	1.00	"	"	"	"	"	
Dibromomethane	"	ND	----	1.00	"	"	"	"	"	
1,2-Dichlorobenzene	"	ND	----	1.00	"	"	"	"	"	
1,3-Dichlorobenzene	"	ND	----	1.00	"	"	"	"	"	
1,4-Dichlorobenzene	"	ND	----	1.00	"	"	"	"	"	
Dichlorodifluoromethane	"	ND	----	5.00	"	"	"	"	"	
1,1-Dichloroethane	"	ND	----	1.00	"	"	"	"	"	
1,2-Dichloroethane	"	ND	----	1.00	"	"	"	"	"	
1,1-Dichloroethene	"	ND	----	1.00	"	"	"	"	"	
cis-1,2-Dichloroethene	"	ND	----	1.00	"	"	"	"	"	
trans-1,2-Dichloroethene	"	ND	----	1.00	"	"	"	"	"	
1,2-Dichloropropane	"	ND	----	1.00	"	"	"	"	"	
1,3-Dichloropropane	"	ND	----	1.00	"	"	"	"	"	
2,2-Dichloropropane	"	ND	----	1.00	"	"	"	"	"	
1,1-Dichloropropene	"	ND	----	1.00	"	"	"	"	"	
cis-1,3-Dichloropropene	"	ND	----	1.00	"	"	"	"	"	
trans-1,3-Dichloropropene	"	ND	----	1.00	"	"	"	"	"	
Ethylbenzene	"	ND	----	1.00	"	"	"	"	"	
Hexachlorobutadiene	"	ND	----	4.00	"	"	"	"	"	
2-Hexanone	"	ND	----	10.0	"	"	"	"	"	
Isopropylbenzene	"	ND	----	2.00	"	"	"	"	"	
p-Isopropyltoluene	"	ND	----	2.00	"	"	"	"	"	

TestAmerica - Portland, OR

The results in this report apply to the samples analyzed in accordance with the chain of custody document. This analytical report shall not be reproduced except in full, without the written approval of the laboratory.

Sarah Rockwell

Sarah Rockwell, Project Manager



SLR-Portland	Project Name: Jeld Wen- Nord Door	Report Created:
1800 Blankenship Road Suite 440	Project Number: Everett-WA	05/29/07 11:14
West Linn, OR 97068	Project Manager: Steve Locke	

Volatile Organic Compounds per EPA Method 8260B
TestAmerica - Portland, OR

Analyte	Method	Result	MDL*	MRL	Units	Dil	Batch	Prepared	Analyzed	Notes
PQE0537-01 (MW6-507)		Water			Sampled: 05/11/07 16:05					
4-Methyl-2-pentanone	EPA 8260B	ND	----	5.00	ug/l	1x	7050722	05/15/07 09:22	05/15/07 19:29	
Methyl tert-butyl ether	"	ND	----	1.00	"	"	"	"	"	
Methylene chloride	"	ND	----	5.00	"	"	"	"	"	
Naphthalene	"	ND	----	2.00	"	"	"	"	"	
n-Propylbenzene	"	ND	----	1.00	"	"	"	"	"	
Styrene	"	ND	----	1.00	"	"	"	"	"	
1,1,1,2-Tetrachloroethane	"	ND	----	1.00	"	"	"	"	"	
1,1,2,2-Tetrachloroethane	"	ND	----	1.00	"	"	"	"	"	
Tetrachloroethene	"	ND	----	1.00	"	"	"	"	"	
Toluene	"	ND	----	1.00	"	"	"	"	"	
1,2,3-Trichlorobenzene	"	ND	----	1.00	"	"	"	"	"	
1,2,4-Trichlorobenzene	"	ND	----	1.00	"	"	"	"	"	
1,1,1-Trichloroethane	"	ND	----	1.00	"	"	"	"	"	
1,1,2-Trichloroethane	"	ND	----	1.00	"	"	"	"	"	
Trichloroethene	"	ND	----	1.00	"	"	"	"	"	
Trichlorofluoromethane	"	ND	----	1.00	"	"	"	"	"	
1,2,3-Trichloropropane	"	ND	----	1.00	"	"	"	"	"	
1,2,4-Trimethylbenzene	"	ND	----	1.00	"	"	"	"	"	
1,3,5-Trimethylbenzene	"	ND	----	1.00	"	"	"	"	"	
Vinyl chloride	"	ND	----	1.00	"	"	"	"	"	
o-Xylene	"	ND	----	1.00	"	"	"	"	"	
m,p-Xylene	"	ND	----	2.00	"	"	"	"	"	
<i>Surrogate(s):</i>	<i>4-BFB</i>			<i>102%</i>			<i>80 - 120 %</i>			<i>"</i>
	<i>1,2-DCA-d4</i>			<i>97.5%</i>			<i>80 - 120 %</i>			<i>"</i>
	<i>Dibromofluoromethane</i>			<i>100%</i>			<i>80 - 120 %</i>			<i>"</i>
	<i>Toluene-d8</i>			<i>102%</i>			<i>80 - 120 %</i>			<i>"</i>

Sarah Rockwell

Sarah Rockwell, Project Manager



SLR-Portland	Project Name: Jeld Wen- Nord Door	Report Created:
1800 Blankenship Road Suite 440	Project Number: Everett-WA	05/29/07 11:14
West Linn, OR 97068	Project Manager: Steve Locke	

Semivolatile Organic Compounds per EPA Method 8270C
TestAmerica - Portland, OR

Analyte	Method	Result	MDL*	MRL	Units	Dil	Batch	Prepared	Analyzed	Notes
PQE0537-01 (MW6-507)		Water			Sampled: 05/11/07 16:05					
Carbazole	EPA 8270C	ND	----	4.76	ug/l	1x	7050770	05/16/07 14:40	05/21/07 20:37	
Acenaphthene	"	ND	----	4.76	"	"	"	"	"	
Acenaphthylene	"	ND	----	4.76	"	"	"	"	"	
Anthracene	"	ND	----	4.76	"	"	"	"	"	
Benzo (a) anthracene	"	ND	----	4.76	"	"	"	"	"	
Benzo (a) pyrene	"	ND	----	4.76	"	"	"	"	"	
Benzo (b) fluoranthene	"	ND	----	4.76	"	"	"	"	"	
Benzo (ghi) perylene	"	ND	----	4.76	"	"	"	"	"	
Benzo (k) fluoranthene	"	ND	----	4.76	"	"	"	"	"	
Benzoic Acid	"	ND	----	47.6	"	"	"	"	"	
Benzyl alcohol	"	ND	----	9.52	"	"	"	"	"	
4-Bromophenyl phenyl ether	"	ND	----	4.76	"	"	"	"	"	
Butyl benzyl phthalate	"	ND	----	4.76	"	"	"	"	"	
4-Chloro-3-methylphenol	"	ND	----	4.76	"	"	"	"	"	
4-Chloroaniline	"	ND	----	19.0	"	"	"	"	"	
Bis(2-chloroethoxy)methane	"	ND	----	9.52	"	"	"	"	"	
Bis(2-chloroethyl)ether	"	ND	----	4.76	"	"	"	"	"	
Bis(2-chloroisopropyl)ether	"	ND	----	9.52	"	"	"	"	"	
2-Chloronaphthalene	"	ND	----	4.76	"	"	"	"	"	
2-Chlorophenol	"	ND	----	4.76	"	"	"	"	"	
4-Chlorophenyl phenyl ether	"	ND	----	4.76	"	"	"	"	"	
Chrysene	"	ND	----	4.76	"	"	"	"	"	
Di-n-butyl phthalate	"	ND	----	4.76	"	"	"	"	"	
Di-n-octyl phthalate	"	ND	----	4.76	"	"	"	"	"	
Dibenzo (a,h) anthracene	"	ND	----	4.76	"	"	"	"	"	
Dibenzofuran	"	ND	----	4.76	"	"	"	"	"	
1,2-Dichlorobenzene	"	ND	----	4.76	"	"	"	"	"	
1,3-Dichlorobenzene	"	ND	----	4.76	"	"	"	"	"	
1,4-Dichlorobenzene	"	ND	----	4.76	"	"	"	"	"	
3,3'-Dichlorobenzidine	"	ND	----	4.76	"	"	"	"	"	
2,4-Dichlorophenol	"	ND	----	4.76	"	"	"	"	"	
Diethyl phthalate	"	ND	----	4.76	"	"	"	"	"	
2,4-Dimethylphenol	"	ND	----	9.52	"	"	"	"	"	
Dimethyl phthalate	"	ND	----	4.76	"	"	"	"	"	
4,6-Dinitro-2-methylphenol	"	ND	----	9.52	"	"	"	"	"	
2,4-Dinitrophenol	"	ND	----	23.8	"	"	"	"	"	
2,4-Dinitrotoluene	"	ND	----	4.76	"	"	"	"	"	
2,6-Dinitrotoluene	"	ND	----	4.76	"	"	"	"	"	
Bis(2-ethylhexyl)phthalate	"	ND	----	9.52	"	"	"	"	"	
Fluoranthene	"	ND	----	4.76	"	"	"	"	"	
Fluorene	"	ND	----	4.76	"	"	"	"	"	
Hexachlorobenzene	"	ND	----	4.76	"	"	"	"	"	
Hexachlorobutadiene	"	ND	----	9.52	"	"	"	"	"	

TestAmerica - Portland, OR

The results in this report apply to the samples analyzed in accordance with the chain of custody document. This analytical report shall not be reproduced except in full, without the written approval of the laboratory.

Sarah Rockwell

Sarah Rockwell, Project Manager



SLR-Portland	Project Name: Jeld Wen- Nord Door	Report Created:
1800 Blankenship Road Suite 440	Project Number: Everett-WA	05/29/07 11:14
West Linn, OR 97068	Project Manager: Steve Locke	

Semivolatile Organic Compounds per EPA Method 8270C
TestAmerica - Portland, OR

Analyte	Method	Result	MDL*	MRL	Units	Dil	Batch	Prepared	Analyzed	Notes
PQE0537-01 (MW6-507)		Water			Sampled: 05/11/07 16:05					
Hexachlorocyclopentadiene	EPA 8270C	ND	----	9.52	ug/l	1x	7050770	05/16/07 14:40	05/21/07 20:37	
Hexachloroethane	"	ND	----	9.52	"	"	"	"	"	
Indeno (1,2,3-cd) pyrene	"	ND	----	4.76	"	"	"	"	"	
Isophorone	"	ND	----	4.76	"	"	"	"	"	
2-Methylnaphthalene	"	ND	----	4.76	"	"	"	"	"	
2-Methylphenol	"	ND	----	9.52	"	"	"	"	"	
3-,4-Methylphenol	"	ND	----	4.76	"	"	"	"	"	
Naphthalene	"	ND	----	4.76	"	"	"	"	"	
2-Nitroaniline	"	ND	----	4.76	"	"	"	"	"	
3-Nitroaniline	"	ND	----	9.52	"	"	"	"	"	
4-Nitroaniline	"	ND	----	9.52	"	"	"	"	"	
Nitrobenzene	"	ND	----	4.76	"	"	"	"	"	
2-Nitrophenol	"	ND	----	4.76	"	"	"	"	"	
4-Nitrophenol	"	ND	----	23.8	"	"	"	"	"	
N-Nitrosodi-n-propylamine	"	ND	----	9.52	"	"	"	"	"	
N-Nitrosodiphenylamine	"	ND	----	4.76	"	"	"	"	"	
Pentachlorophenol	"	ND	----	9.52	"	"	"	"	"	
Phenanthrene	"	ND	----	4.76	"	"	"	"	"	
Phenol	"	ND	----	4.76	"	"	"	"	"	
Pyrene	"	ND	----	4.76	"	"	"	"	"	
1,2,4-Trichlorobenzene	"	ND	----	4.76	"	"	"	"	"	
2,4,5-Trichlorophenol	"	ND	----	4.76	"	"	"	"	"	
2,4,6-Trichlorophenol	"	ND	----	4.76	"	"	"	"	"	
<i>Surrogate(s):</i>										
	<i>2-Fluorobiphenyl</i>			<i>90.3%</i>						<i>22 - 120 %</i>
	<i>2-Fluorophenol</i>			<i>105%</i>						<i>5 - 120 %</i>
	<i>Nitrobenzene-d5</i>			<i>116%</i>						<i>26 - 127 %</i>
	<i>Phenol-d6</i>			<i>92.3%</i>						<i>4 - 121 %</i>
	<i>p-Terphenyl-d14</i>			<i>91.0%</i>						<i>37 - 130 %</i>
	<i>2,4,6-Tribromophenol</i>			<i>106%</i>						<i>21 - 129 %</i>

Sarah Rockwell

Sarah Rockwell, Project Manager



SLR-Portland	Project Name: Jeld Wen- Nord Door	
1800 Blankenship Road Suite 440	Project Number: Everett-WA	Report Created:
West Linn, OR 97068	Project Manager: Steve Locke	05/29/07 11:14

Hydrocarbon Identification per NW-TPH Methodology - Laboratory Quality Control Results
 TestAmerica - Portland, OR

QC Batch: 7050774 **Water Preparation Method: EPA 3510 Fuels**

Analyte	Method	Result	MDL*	MRL	Units	Dil	Source Result	Spike Amt	% REC	(Limits)	% RPD	(Limits)	Analyzed	Notes
Blank (7050774-BLK1)										Extracted: 05/16/07 10:20				
Gasoline Range Hydrocarbons	NWTPH HCID	ND	---	0.125	mg/l	1x	--	--	--	--	--	--	05/16/07 14:18	
Diesel Range Hydrocarbons	"	ND	---	0.315	"	"	--	--	--	--	--	--	"	
Heavy Oil Range Hydrocarbons	"	ND	---	0.315	"	"	--	--	--	--	--	--	"	
<i>Surrogate(s): 1-Chlorooctadecane</i>		<i>Recovery:</i>	<i>94.8%</i>	<i>Limits: 50-150%</i>		<i>"</i>							<i>05/16/07 14:18</i>	

TestAmerica - Portland, OR

The results in this report apply to the samples analyzed in accordance with the chain of custody document. This analytical report shall not be reproduced except in full, without the written approval of the laboratory.

Sarah Rockwell

Sarah Rockwell, Project Manager



SLR-Portland	Project Name: Jeld Wen- Nord Door	Report Created:
1800 Blankenship Road Suite 440	Project Number: Everett-WA	05/29/07 11:14
West Linn, OR 97068	Project Manager: Steve Locke	

Diesel and Heavy Range Hydrocarbons per NWTPH-Dx Method - Laboratory Quality Control Results
TestAmerica - Portland, OR

QC Batch: 7050774 Water Preparation Method: EPA 3510 Fuels

Analyte	Method	Result	MDL*	MRL	Units	Dil	Source Result	Spike Amt	% REC	(Limits)	% RPD	(Limits)	Analyzed	Notes
Blank (7050774-BLK1)										Extracted: 05/16/07 10:20				
Diesel Range Organics	NWTPH-Dx	ND	---	0.250	mg/l	1x	--	--	--	--	--	--	05/16/07 14:50	
Heavy Oil Range Hydrocarbons	"	ND	---	0.500	"	"	--	--	--	--	--	--	"	
<i>Surrogate(s): 1-Chlorooctadecane</i>		<i>Recovery: 79.0%</i>		<i>Limits: 50-150%</i>		<i>"</i>							<i>05/16/07 14:50</i>	
LCS (7050774-BS1)										Extracted: 05/16/07 10:20				
Diesel Range Organics	NWTPH-Dx	2.71	---	0.250	mg/l	1x	--	2.54	107%	(50-150)	--	--	05/16/07 15:09	
Heavy Oil Range Hydrocarbons	"	1.47	---	0.500	"	"	--	1.58	93.0%	"	--	--	"	
<i>Surrogate(s): 1-Chlorooctadecane</i>		<i>Recovery: 81.7%</i>		<i>Limits: 50-150%</i>		<i>"</i>							<i>05/16/07 15:09</i>	
LCS Dup (7050774-BSD1)										Extracted: 05/16/07 10:20				
Diesel Range Organics	NWTPH-Dx	2.71	---	0.250	mg/l	1x	--	2.54	107%	(50-150)	0.00% (50)		05/16/07 15:28	
Heavy Oil Range Hydrocarbons	"	1.44	---	0.500	"	"	--	1.58	91.1%	"	2.06%	"	"	
<i>Surrogate(s): 1-Chlorooctadecane</i>		<i>Recovery: 86.2%</i>		<i>Limits: 50-150%</i>		<i>"</i>							<i>05/16/07 15:28</i>	

TestAmerica - Portland, OR

The results in this report apply to the samples analyzed in accordance with the chain of custody document. This analytical report shall not be reproduced except in full, without the written approval of the laboratory.

Sarah Rockwell

Sarah Rockwell, Project Manager



SLR-Portland	Project Name: Jeld Wen- Nord Door	Report Created:
1800 Blankenship Road Suite 440	Project Number: Everett-WA	05/29/07 11:14
West Linn, OR 97068	Project Manager: Steve Locke	

Volatile Organic Compounds per EPA Method 8260B - Laboratory Quality Control Results
 TestAmerica - Portland, OR

QC Batch: 7050722 Water Preparation Method: EPA 5030B

Analyte	Method	Result	MDL*	MRL	Units	Dil	Source Result	Spike Amt	% REC	(Limits)	% RPD	(Limits)	Analyzed	Notes
Blank (7050722-BLK1)													Extracted: 05/15/07 09:22	
Acetone	EPA 8260B	ND	---	25.0	ug/l	1x	--	--	--	--	--	--	05/15/07 17:41	
Benzene	"	ND	---	1.00	"	"	--	--	--	--	--	--	"	
Bromobenzene	"	ND	---	1.00	"	"	--	--	--	--	--	--	"	
Bromochloromethane	"	ND	---	1.00	"	"	--	--	--	--	--	--	"	
Bromodichloromethane	"	ND	---	1.00	"	"	--	--	--	--	--	--	"	
Bromoform	"	ND	---	1.00	"	"	--	--	--	--	--	--	"	
Bromomethane	"	ND	---	5.00	"	"	--	--	--	--	--	--	"	
2-Butanone (MEK)	"	ND	---	10.0	"	"	--	--	--	--	--	--	"	
n-Butylbenzene	"	ND	---	5.00	"	"	--	--	--	--	--	--	"	
sec-Butylbenzene	"	ND	---	1.00	"	"	--	--	--	--	--	--	"	
tert-Butylbenzene	"	ND	---	1.00	"	"	--	--	--	--	--	--	"	
Carbon disulfide	"	ND	---	10.0	"	"	--	--	--	--	--	--	"	
Carbon tetrachloride	"	ND	---	1.00	"	"	--	--	--	--	--	--	"	
Chlorobenzene	"	ND	---	1.00	"	"	--	--	--	--	--	--	"	
Chloroethane	"	ND	---	1.00	"	"	--	--	--	--	--	--	"	
Chloroform	"	ND	---	1.00	"	"	--	--	--	--	--	--	"	
Chloromethane	"	ND	---	5.00	"	"	--	--	--	--	--	--	"	
2-Chlorotoluene	"	ND	---	1.00	"	"	--	--	--	--	--	--	"	
4-Chlorotoluene	"	ND	---	1.00	"	"	--	--	--	--	--	--	"	
1,2-Dibromo-3-chloropropane	"	ND	---	5.00	"	"	--	--	--	--	--	--	"	
Dibromochloromethane	"	ND	---	1.00	"	"	--	--	--	--	--	--	"	
1,2-Dibromoethane	"	ND	---	1.00	"	"	--	--	--	--	--	--	"	
Dibromomethane	"	ND	---	1.00	"	"	--	--	--	--	--	--	"	
1,2-Dichlorobenzene	"	ND	---	1.00	"	"	--	--	--	--	--	--	"	
1,3-Dichlorobenzene	"	ND	---	1.00	"	"	--	--	--	--	--	--	"	
1,4-Dichlorobenzene	"	ND	---	1.00	"	"	--	--	--	--	--	--	"	
Dichlorodifluoromethane	"	ND	---	5.00	"	"	--	--	--	--	--	--	"	
1,1-Dichloroethane	"	ND	---	1.00	"	"	--	--	--	--	--	--	"	
1,2-Dichloroethane	"	ND	---	1.00	"	"	--	--	--	--	--	--	"	
1,1-Dichloroethene	"	ND	---	1.00	"	"	--	--	--	--	--	--	"	
cis-1,2-Dichloroethene	"	ND	---	1.00	"	"	--	--	--	--	--	--	"	
trans-1,2-Dichloroethene	"	ND	---	1.00	"	"	--	--	--	--	--	--	"	
1,2-Dichloropropane	"	ND	---	1.00	"	"	--	--	--	--	--	--	"	
1,3-Dichloropropane	"	ND	---	1.00	"	"	--	--	--	--	--	--	"	
2,2-Dichloropropane	"	ND	---	1.00	"	"	--	--	--	--	--	--	"	
1,1-Dichloropropene	"	ND	---	1.00	"	"	--	--	--	--	--	--	"	
cis-1,3-Dichloropropene	"	ND	---	1.00	"	"	--	--	--	--	--	--	"	
trans-1,3-Dichloropropene	"	ND	---	1.00	"	"	--	--	--	--	--	--	"	
Ethylbenzene	"	ND	---	1.00	"	"	--	--	--	--	--	--	"	

TestAmerica - Portland, OR

The results in this report apply to the samples analyzed in accordance with the chain of custody document. This analytical report shall not be reproduced except in full, without the written approval of the laboratory.

Sarah Rockwell

Sarah Rockwell, Project Manager



SLR-Portland	Project Name: Jeld Wen- Nord Door	Report Created:
1800 Blankenship Road Suite 440	Project Number: Everett-WA	05/29/07 11:14
West Linn, OR 97068	Project Manager: Steve Locke	

Volatile Organic Compounds per EPA Method 8260B - Laboratory Quality Control Results
 TestAmerica - Portland, OR

QC Batch: 7050722 Water Preparation Method: EPA 5030B

Analyte	Method	Result	MDL*	MRL	Units	Dil	Source Result	Spike Amt	% REC	(Limits)	% RPD	(Limits)	Analyzed	Notes
---------	--------	--------	------	-----	-------	-----	---------------	-----------	-------	----------	-------	----------	----------	-------

Blank (7050722-BLK1)													Extracted: 05/15/07 09:22	
Hexachlorobutadiene	EPA 8260B	ND	---	4.00	ug/l	1x	--	--	--	--	--	--	05/15/07 17:41	
2-Hexanone	"	ND	---	10.0	"	"	--	--	--	--	--	--	"	
Isopropylbenzene	"	ND	---	2.00	"	"	--	--	--	--	--	--	"	
p-Isopropyltoluene	"	ND	---	2.00	"	"	--	--	--	--	--	--	"	
4-Methyl-2-pentanone	"	ND	---	5.00	"	"	--	--	--	--	--	--	"	
Methyl tert-butyl ether	"	ND	---	1.00	"	"	--	--	--	--	--	--	"	
Methylene chloride	"	ND	---	5.00	"	"	--	--	--	--	--	--	"	
Naphthalene	"	ND	---	2.00	"	"	--	--	--	--	--	--	"	
n-Propylbenzene	"	ND	---	1.00	"	"	--	--	--	--	--	--	"	
Styrene	"	ND	---	1.00	"	"	--	--	--	--	--	--	"	
1,1,1,2-Tetrachloroethane	"	ND	---	1.00	"	"	--	--	--	--	--	--	"	
1,1,2,2-Tetrachloroethane	"	ND	---	1.00	"	"	--	--	--	--	--	--	"	
Tetrachloroethene	"	ND	---	1.00	"	"	--	--	--	--	--	--	"	
Toluene	"	ND	---	1.00	"	"	--	--	--	--	--	--	"	
1,2,3-Trichlorobenzene	"	ND	---	1.00	"	"	--	--	--	--	--	--	"	
1,2,4-Trichlorobenzene	"	ND	---	1.00	"	"	--	--	--	--	--	--	"	
1,1,1-Trichloroethane	"	ND	---	1.00	"	"	--	--	--	--	--	--	"	
1,1,2-Trichloroethane	"	ND	---	1.00	"	"	--	--	--	--	--	--	"	
Trichloroethene	"	ND	---	1.00	"	"	--	--	--	--	--	--	"	
Trichlorofluoromethane	"	ND	---	1.00	"	"	--	--	--	--	--	--	"	
1,2,3-Trichloropropane	"	ND	---	1.00	"	"	--	--	--	--	--	--	"	
1,2,4-Trimethylbenzene	"	ND	---	1.00	"	"	--	--	--	--	--	--	"	
1,3,5-Trimethylbenzene	"	ND	---	1.00	"	"	--	--	--	--	--	--	"	
Vinyl chloride	"	ND	---	1.00	"	"	--	--	--	--	--	--	"	
o-Xylene	"	ND	---	1.00	"	"	--	--	--	--	--	--	"	
m,p-Xylene	"	ND	---	2.00	"	"	--	--	--	--	--	--	"	
Surrogate(s): 4-BFB		Recovery: 97.5%		Limits: 80-120%		"							05/15/07 17:41	
1,2-DCA-d4		95.5%		80-120%		"							"	
Dibromofluoromethane		100%		80-120%		"							"	
Toluene-d8		98.0%		80-120%		"							"	

TestAmerica - Portland, OR

The results in this report apply to the samples analyzed in accordance with the chain of custody document. This analytical report shall not be reproduced except in full, without the written approval of the laboratory.

Sarah Rockwell

Sarah Rockwell, Project Manager



SLR-Portland	Project Name: Jeld Wen- Nord Door	Report Created:
1800 Blankenship Road Suite 440	Project Number: Everett-WA	05/29/07 11:14
West Linn, OR 97068	Project Manager: Steve Locke	

Volatile Organic Compounds per EPA Method 8260B - Laboratory Quality Control Results
TestAmerica - Portland, OR

QC Batch: 7050722 Water Preparation Method: EPA 5030B

Analyte	Method	Result	MDL*	MRL	Units	Dil	Source Result	Spike Amt	% REC	(Limits)	% RPD	(Limits)	Analyzed	Notes
LCS (7050722-BS1)													Extracted: 05/15/07 09:22	
Benzene	EPA 8260B	21.8	---	1.00	ug/l	1x	--	20.0	109%	(80-120)	--	--	05/15/07 15:54	
Chlorobenzene	"	21.5	---	1.00	"	"	--	"	108%	(80-124)	--	--	"	
1,1-Dichloroethene	"	20.0	---	1.00	"	"	--	"	100%	(78-120)	--	--	"	
Toluene	"	21.7	---	1.00	"	"	--	"	108%	(80-124)	--	--	"	
Trichloroethene	"	23.6	---	1.00	"	"	--	"	118%	(80-132)	--	--	"	
<i>Surrogate(s): 4-BFB</i>		<i>Recovery: 110%</i>		<i>Limits: 80-120%</i>		<i>"</i>						<i>05/15/07 15:54</i>		
<i>1,2-DCA-d4</i>		<i>102%</i>		<i>80-120%</i>		<i>"</i>						<i>"</i>		
<i>Dibromofluoromethane</i>		<i>109%</i>		<i>80-120%</i>		<i>"</i>						<i>"</i>		
<i>Toluene-d8</i>		<i>106%</i>		<i>80-120%</i>		<i>"</i>						<i>"</i>		

Matrix Spike (7050722-MS1)													QC Source: PQE0537-01		Extracted: 05/15/07 09:22	
Benzene	EPA 8260B	19.5	---	1.00	ug/l	1x	ND	20.0	97.5%	(80-124)	--	--	05/15/07 16:21			
Chlorobenzene	"	19.4	---	1.00	"	"	ND	"	97.0%	(72.9-134)	--	--	"			
1,1-Dichloroethene	"	19.2	---	1.00	"	"	ND	"	96.0%	(79.3-127)	--	--	"			
Toluene	"	19.4	---	1.00	"	"	ND	"	97.0%	(79.7-131)	--	--	"			
Trichloroethene	"	19.1	---	1.00	"	"	ND	"	95.5%	(68.4-130)	--	--	"			
<i>Surrogate(s): 4-BFB</i>		<i>Recovery: 104%</i>		<i>Limits: 80-120%</i>		<i>"</i>						<i>05/15/07 16:21</i>				
<i>1,2-DCA-d4</i>		<i>96.5%</i>		<i>80-120%</i>		<i>"</i>						<i>"</i>				
<i>Dibromofluoromethane</i>		<i>102%</i>		<i>80-120%</i>		<i>"</i>						<i>"</i>				
<i>Toluene-d8</i>		<i>100%</i>		<i>80-120%</i>		<i>"</i>						<i>"</i>				

Matrix Spike Dup (7050722-MSD1)													QC Source: PQE0537-01		Extracted: 05/15/07 09:22	
Benzene	EPA 8260B	20.7	---	1.00	ug/l	1x	ND	20.0	104%	(80-124)	5.97% (25)		05/15/07 16:48			
Chlorobenzene	"	20.6	---	1.00	"	"	ND	"	103%	(72.9-134)	6.00%	"	"			
1,1-Dichloroethene	"	20.1	---	1.00	"	"	ND	"	100%	(79.3-127)	4.58%	"	"			
Toluene	"	20.6	---	1.00	"	"	ND	"	103%	(79.7-131)	6.00%	"	"			
Trichloroethene	"	20.1	---	1.00	"	"	ND	"	100%	(68.4-130)	5.10%	"	"			
<i>Surrogate(s): 4-BFB</i>		<i>Recovery: 106%</i>		<i>Limits: 80-120%</i>		<i>"</i>						<i>05/15/07 16:48</i>				
<i>1,2-DCA-d4</i>		<i>99.5%</i>		<i>80-120%</i>		<i>"</i>						<i>"</i>				
<i>Dibromofluoromethane</i>		<i>104%</i>		<i>80-120%</i>		<i>"</i>						<i>"</i>				
<i>Toluene-d8</i>		<i>104%</i>		<i>80-120%</i>		<i>"</i>						<i>"</i>				

TestAmerica - Portland, OR

The results in this report apply to the samples analyzed in accordance with the chain of custody document. This analytical report shall not be reproduced except in full, without the written approval of the laboratory.

Sarah Rockwell

Sarah Rockwell, Project Manager



SLR-Portland	Project Name: Jeld Wen- Nord Door	Report Created:
1800 Blankenship Road Suite 440	Project Number: Everett-WA	05/29/07 11:14
West Linn, OR 97068	Project Manager: Steve Locke	

Semivolatile Organic Compounds per EPA Method 8270C - Laboratory Quality Control Results
TestAmerica - Portland, OR

QC Batch: 7050770 **Water Preparation Method: 3520B Liq-Liq**

Analyte	Method	Result	MDL*	MRL	Units	Dil	Source Result	Spike Amt	% REC	(Limits)	% RPD	(Limits)	Analyzed	Notes
Blank (7050770-BLK1)										Extracted: 05/16/07 14:40				
Carbazole	EPA 8270C	ND	---	5.00	ug/l	1x	--	--	--	--	--	--	05/22/07 17:33	
Acenaphthene	"	ND	---	5.00	"	"	--	--	--	--	--	--		
Acenaphthylene	"	ND	---	5.00	"	"	--	--	--	--	--	--		
Anthracene	"	ND	---	5.00	"	"	--	--	--	--	--	--		
Benzo (a) anthracene	"	ND	---	5.00	"	"	--	--	--	--	--	--		
Benzo (a) pyrene	"	ND	---	5.00	"	"	--	--	--	--	--	--		
Benzo (b) fluoranthene	"	ND	---	5.00	"	"	--	--	--	--	--	--		
Benzo (ghi) perylene	"	ND	---	5.00	"	"	--	--	--	--	--	--		
Benzo (k) fluoranthene	"	ND	---	5.00	"	"	--	--	--	--	--	--		
Benzoic Acid	"	ND	---	50.0	"	"	--	--	--	--	--	--		
Benzyl alcohol	"	ND	---	10.0	"	"	--	--	--	--	--	--		
4-Bromophenyl phenyl ether	"	ND	---	5.00	"	"	--	--	--	--	--	--		
Butyl benzyl phthalate	"	ND	---	5.00	"	"	--	--	--	--	--	--		
4-Chloro-3-methylphenol	"	ND	---	5.00	"	"	--	--	--	--	--	--		
4-Chloroaniline	"	ND	---	20.0	"	"	--	--	--	--	--	--		
Bis(2-chloroethoxy)methane	"	ND	---	10.0	"	"	--	--	--	--	--	--		
Bis(2-chloroethyl)ether	"	ND	---	5.00	"	"	--	--	--	--	--	--		
Bis(2-chloroisopropyl)ether	"	ND	---	10.0	"	"	--	--	--	--	--	--		
2-Chloronaphthalene	"	ND	---	5.00	"	"	--	--	--	--	--	--		
2-Chlorophenol	"	ND	---	5.00	"	"	--	--	--	--	--	--		
4-Chlorophenyl phenyl ether	"	ND	---	5.00	"	"	--	--	--	--	--	--		
Chrysene	"	ND	---	5.00	"	"	--	--	--	--	--	--		
Di-n-butyl phthalate	"	ND	---	5.00	"	"	--	--	--	--	--	--		
Di-n-octyl phthalate	"	ND	---	5.00	"	"	--	--	--	--	--	--		
Dibenzo (a,h) anthracene	"	ND	---	5.00	"	"	--	--	--	--	--	--		
Dibenzofuran	"	ND	---	5.00	"	"	--	--	--	--	--	--		
1,2-Dichlorobenzene	"	ND	---	5.00	"	"	--	--	--	--	--	--		
1,3-Dichlorobenzene	"	ND	---	5.00	"	"	--	--	--	--	--	--		
1,4-Dichlorobenzene	"	ND	---	5.00	"	"	--	--	--	--	--	--		
3,3'-Dichlorobenzidine	"	ND	---	5.00	"	"	--	--	--	--	--	--		
2,4-Dichlorophenol	"	ND	---	5.00	"	"	--	--	--	--	--	--		
Diethyl phthalate	"	ND	---	5.00	"	"	--	--	--	--	--	--		
2,4-Dimethylphenol	"	ND	---	10.0	"	"	--	--	--	--	--	--		
Dimethyl phthalate	"	ND	---	5.00	"	"	--	--	--	--	--	--		
4,6-Dinitro-2-methylphenol	"	ND	---	10.0	"	"	--	--	--	--	--	--		
2,4-Dinitrophenol	"	ND	---	25.0	"	"	--	--	--	--	--	--		
2,4-Dinitrotoluene	"	ND	---	5.00	"	"	--	--	--	--	--	--		
2,6-Dinitrotoluene	"	ND	---	5.00	"	"	--	--	--	--	--	--		
Bis(2-ethylhexyl)phthalate	"	ND	---	10.0	"	"	--	--	--	--	--	--		

TestAmerica - Portland, OR

The results in this report apply to the samples analyzed in accordance with the chain of custody document. This analytical report shall not be reproduced except in full, without the written approval of the laboratory.

Sarah Rockwell

Sarah Rockwell, Project Manager



SLR-Portland	Project Name: Jeld Wen- Nord Door	Report Created:
1800 Blankenship Road Suite 440	Project Number: Everett-WA	05/29/07 11:14
West Linn, OR 97068	Project Manager: Steve Locke	

Semivolatile Organic Compounds per EPA Method 8270C - Laboratory Quality Control Results
 TestAmerica - Portland, OR

QC Batch: 7050770 **Water Preparation Method: 3520B Liq-Liq**

Analyte	Method	Result	MDL*	MRL	Units	Dil	Source Result	Spike Amt	% REC	(Limits)	% RPD	(Limits)	Analyzed	Notes
---------	--------	--------	------	-----	-------	-----	---------------	-----------	-------	----------	-------	----------	----------	-------

Blank (7050770-BLK1) Extracted: 05/16/07 14:40

Fluoranthene	EPA 8270C	ND	---	5.00	ug/l	1x	--	--	--	--	--	--	05/22/07 17:33	
Fluorene	"	ND	---	5.00	"	"	--	--	--	--	--	--	"	
Hexachlorobenzene	"	ND	---	5.00	"	"	--	--	--	--	--	--	"	
Hexachlorobutadiene	"	ND	---	10.0	"	"	--	--	--	--	--	--	"	
Hexachlorocyclopentadiene	"	ND	---	10.0	"	"	--	--	--	--	--	--	"	
Hexachloroethane	"	ND	---	10.0	"	"	--	--	--	--	--	--	"	
Indeno (1,2,3-cd) pyrene	"	ND	---	5.00	"	"	--	--	--	--	--	--	"	
Isophorone	"	ND	---	5.00	"	"	--	--	--	--	--	--	"	
2-Methylnaphthalene	"	ND	---	5.00	"	"	--	--	--	--	--	--	"	
2-Methylphenol	"	ND	---	10.0	"	"	--	--	--	--	--	--	"	
3-,4-Methylphenol	"	ND	---	5.00	"	"	--	--	--	--	--	--	"	
Naphthalene	"	ND	---	5.00	"	"	--	--	--	--	--	--	"	
2-Nitroaniline	"	ND	---	5.00	"	"	--	--	--	--	--	--	"	
3-Nitroaniline	"	ND	---	10.0	"	"	--	--	--	--	--	--	"	
4-Nitroaniline	"	ND	---	10.0	"	"	--	--	--	--	--	--	"	
Nitrobenzene	"	ND	---	5.00	"	"	--	--	--	--	--	--	"	
2-Nitrophenol	"	ND	---	5.00	"	"	--	--	--	--	--	--	"	
4-Nitrophenol	"	ND	---	25.0	"	"	--	--	--	--	--	--	"	
N-Nitrosodi-n-propylamine	"	ND	---	10.0	"	"	--	--	--	--	--	--	"	
N-Nitrosodiphenylamine	"	ND	---	5.00	"	"	--	--	--	--	--	--	"	
Pentachlorophenol	"	ND	---	10.0	"	"	--	--	--	--	--	--	"	
Phenanthrene	"	ND	---	5.00	"	"	--	--	--	--	--	--	"	
Phenol	"	ND	---	5.00	"	"	--	--	--	--	--	--	"	
Pyrene	"	ND	---	5.00	"	"	--	--	--	--	--	--	"	
1,2,4-Trichlorobenzene	"	ND	---	5.00	"	"	--	--	--	--	--	--	"	
2,4,5-Trichlorophenol	"	ND	---	5.00	"	"	--	--	--	--	--	--	"	
2,4,6-Trichlorophenol	"	ND	---	5.00	"	"	--	--	--	--	--	--	"	

<i>Surrogate(s):</i>	<i>2-Fluorobiphenyl</i>	<i>Recovery:</i>	<i>82.0%</i>	<i>Limits:</i>	<i>22-120%</i>	<i>"</i>	<i>05/22/07 17:33</i>
	<i>2-Fluorophenol</i>		<i>94.0%</i>		<i>5-120%</i>	<i>"</i>	<i>"</i>
	<i>Nitrobenzene-d5</i>		<i>114%</i>		<i>26-127%</i>	<i>"</i>	<i>"</i>
	<i>Phenol-d6</i>		<i>90.7%</i>		<i>4-121%</i>	<i>"</i>	<i>"</i>
	<i>p-Terphenyl-d14</i>		<i>102%</i>		<i>37-130%</i>	<i>"</i>	<i>"</i>
	<i>2,4,6-Tribromophenol</i>		<i>104%</i>		<i>21-129%</i>	<i>"</i>	<i>"</i>

TestAmerica - Portland, OR

The results in this report apply to the samples analyzed in accordance with the chain of custody document. This analytical report shall not be reproduced except in full, without the written approval of the laboratory.

Sarah Rockwell

Sarah Rockwell, Project Manager



SLR-Portland	Project Name: Jeld Wen- Nord Door	Report Created:
1800 Blankenship Road Suite 440	Project Number: Everett-WA	05/29/07 11:14
West Linn, OR 97068	Project Manager: Steve Locke	

Semivolatile Organic Compounds per EPA Method 8270C - Laboratory Quality Control Results
TestAmerica - Portland, OR

QC Batch: 7050770 **Water Preparation Method: 3520B Liq-Liq**

Analyte	Method	Result	MDL*	MRL	Units	Dil	Source Result	Spike Amt	% REC	(Limits)	% RPD	(Limits)	Analyzed	Notes
LCS (7050770-BS1)													Extracted: 05/16/07 14:40	
Acenaphthene	EPA 8270C	47.4	---	5.00	ug/l	1x	--	50.0	94.8%	(56-120)	--	--	05/22/07 18:17	
4-Chloro-3-methylphenol	"	46.5	---	5.00	"	"	--	"	93.0%	(37-131)	--	--	"	
2-Chlorophenol	"	30.9	---	5.00	"	"	--	"	61.8%	(31-130)	--	--	"	
1,4-Dichlorobenzene	"	8.20	---	5.00	"	"	--	"	16.4%	(8-124)	--	--	"	
2,4-Dinitrotoluene	"	42.0	---	5.00	"	"	--	"	84.0%	(50-127)	--	--	"	
4-Nitrophenol	"	54.2	---	25.0	"	"	--	"	108%	(1-157)	--	--	"	
N-Nitrosodi-n-propylamine	"	49.3	---	10.0	"	"	--	"	98.6%	(44-129)	--	--	"	
Pentachlorophenol	"	45.4	---	10.0	"	"	--	"	90.8%	(23-149)	--	--	"	
Phenol	"	42.4	---	5.00	"	"	--	"	84.8%	(1-145)	--	--	"	
Pyrene	"	48.9	---	5.00	"	"	--	"	97.8%	(56-125)	--	--	"	
1,2,4-Trichlorobenzene	"	21.2	---	5.00	"	"	--	"	42.4%	(33-116)	--	--	"	
<i>Surrogate(s):</i>	<i>2-Fluorobiphenyl</i>	<i>Recovery:</i>	<i>84.0%</i>	<i>Limits:</i>	<i>22-120%</i>	<i>"</i>							<i>05/22/07 18:17</i>	
	<i>2-Fluorophenol</i>		<i>48.8%</i>		<i>5-120%</i>	<i>"</i>							<i>"</i>	
	<i>Nitrobenzene-d5</i>		<i>86.4%</i>		<i>26-127%</i>	<i>"</i>							<i>"</i>	
	<i>Phenol-d6</i>		<i>71.3%</i>		<i>4-121%</i>	<i>"</i>							<i>"</i>	
	<i>p-Terphenyl-d14</i>		<i>98.0%</i>		<i>37-130%</i>	<i>"</i>							<i>"</i>	
	<i>2,4,6-Tribromophenol</i>		<i>104%</i>		<i>21-129%</i>	<i>"</i>							<i>"</i>	

LCS Dup (7050770-BSD1)													Extracted: 05/16/07 14:40	
Acenaphthene	EPA 8270C	49.3	---	5.00	ug/l	1x	--	50.0	98.6%	(56-120)	3.93% (50)		05/22/07 19:02	
4-Chloro-3-methylphenol	"	47.7	---	5.00	"	"	--	"	95.4%	(37-131)	2.55%	"	"	
2-Chlorophenol	"	47.2	---	5.00	"	"	--	"	94.4%	(31-130)	41.7%	"	"	
1,4-Dichlorobenzene	"	27.3	---	5.00	"	"	--	"	54.6%	(8-124)	108%	"	"	R7
2,4-Dinitrotoluene	"	42.7	---	5.00	"	"	--	"	85.4%	(50-127)	1.65%	"	"	
4-Nitrophenol	"	53.6	---	25.0	"	"	--	"	107%	(1-157)	1.11%	"	"	
N-Nitrosodi-n-propylamine	"	52.8	---	10.0	"	"	--	"	106%	(44-129)	6.86%	"	"	
Pentachlorophenol	"	48.0	---	10.0	"	"	--	"	96.0%	(23-149)	5.57%	"	"	
Phenol	"	49.9	---	5.00	"	"	--	"	99.8%	(1-145)	16.3%	"	"	
Pyrene	"	50.1	---	5.00	"	"	--	"	100%	(56-125)	2.42%	"	"	
1,2,4-Trichlorobenzene	"	30.2	---	5.00	"	"	--	"	60.4%	(33-116)	35.0%	"	"	
<i>Surrogate(s):</i>	<i>2-Fluorobiphenyl</i>	<i>Recovery:</i>	<i>88.0%</i>	<i>Limits:</i>	<i>22-120%</i>	<i>"</i>							<i>05/22/07 19:02</i>	
	<i>2-Fluorophenol</i>		<i>98.0%</i>		<i>5-120%</i>	<i>"</i>							<i>"</i>	
	<i>Nitrobenzene-d5</i>		<i>111%</i>		<i>26-127%</i>	<i>"</i>							<i>"</i>	
	<i>Phenol-d6</i>		<i>87.3%</i>		<i>4-121%</i>	<i>"</i>							<i>"</i>	
	<i>p-Terphenyl-d14</i>		<i>101%</i>		<i>37-130%</i>	<i>"</i>							<i>"</i>	
	<i>2,4,6-Tribromophenol</i>		<i>104%</i>		<i>21-129%</i>	<i>"</i>							<i>"</i>	

TestAmerica - Portland, OR

The results in this report apply to the samples analyzed in accordance with the chain of custody document. This analytical report shall not be reproduced except in full, without the written approval of the laboratory.

Sarah Rockwell

Sarah Rockwell, Project Manager



SLR-Portland	Project Name: Jeld Wen- Nord Door	
1800 Blankenship Road Suite 440	Project Number: Everett-WA	Report Created:
West Linn, OR 97068	Project Manager: Steve Locke	05/29/07 11:14

Notes and Definitions

Report Specific Notes:

R7 - LCS/LCSD RPD exceeded the acceptance limit. Recovery met acceptance criteria.

Laboratory Reporting Conventions:

- DET - Analyte DETECTED at or above the Reporting Limit. Qualitative Analyses only.
- ND - Analyte NOT DETECTED at or above the reporting limit (MDL or MRL, as appropriate).
- NR/NA - Not Reported / Not Available
- dry - Sample results reported on a Dry Weight Basis. Results and Reporting Limits have been corrected for Percent Dry Weight.
- wet - Sample results and reporting limits reported on a Wet Weight Basis (as received). Results with neither 'wet' nor 'dry' are reported on a Wet Weight Basis.
- RPD - RELATIVE PERCENT DIFFERENCE (RPDs calculated using Results, not Percent Recoveries).
- MRL - METHOD REPORTING LIMIT. Reporting Level at, or above, the lowest level standard of the Calibration Table.
- MDL* - METHOD DETECTION LIMIT. Reporting Level at, or above, the statistically derived limit based on 40CFR, Part 136, Appendix B. *MDLs are listed on the report only if the data has been evaluated below the MRL. Results between the MDL and MRL are reported as Estimated Results.
- Dil - Dilutions are calculated based on deviations from the standard dilution performed for an analysis, and may not represent the dilution found on the analytical raw data.
- Reporting Limits - Reporting limits (MDLs and MRLs) are adjusted based on variations in sample preparation amounts, analytical dilutions and percent solids, where applicable.
- Electronic Signature - Electronic Signature added in accordance with TestAmerica's *Electronic Reporting and Electronic Signatures Policy*. Application of electronic signature indicates that the report has been reviewed and approved for release by the laboratory. Electronic signature is intended to be the legally binding equivalent of a traditionally handwritten signature.

Sarah Rockwell

Sarah Rockwell, Project Manager



SLR SEDIMENT ASSESSMENT (2009)



Analytical Resources, Incorporated
Analytical Chemists and Consultants

June 23, 2009

Jarred Willis
Environmental Science Corp.
12065 Lebanon Road
Mt. Juliet, TN 37122

RE: Project: JELD-WEN Nord Door
ARI Job No: PB35

Dear Mr. Willis:

Please find enclosed the Chain-of-Custody (COC) records, sample receipt documentation, and the final data package for samples from the project referenced above.

Sample receipt and details of the analyses are discussed in the Case Narrative.

An electronic copy of this data and associated raw data will be kept on file with ARI. Should you have any questions or problems, please feel free to contact me at any time.

Sincerely,

ANALYTICAL RESOURCES, INC.

A handwritten signature in black ink, appearing to read "Cheronne Oreiro", written over the typed name.

Cheronne Oreiro
Project Manager
(206) 695-6214
cheronneo@arilabs.com

Enclosures

cc: Efile PB35

Chain of Custody
Documentation

prepared
for

ENVIROMENTAL SCIENCE CORP.

Project: JELD-WEN NORD DOOR

ARI JOB NO: PB35

prepared
by

Analytical Resources, Inc.

Chain of Custody Record & Laboratory Analysis Request

ARI Assigned Number: **FB35** Turn-around Requested: Page: **1** of **2**

ARI Client Company: **ESC / SLR Intermodal** Phone: **503-713-7612** Date: **06/03/2009** Ice Present?

Client Contact: **Dennis Wells** **503-713-7612** **503-723-4423** Cooler Temps: **503-723-4423**

Client Project Name: **JELD-WEN Nord Door**

Analytical Resources, Incorporated
Analytical Chemists and Consultants
4611 South 134th Place, Suite 100
Tukwila, WA 98168
206-695-6200 206-695-6201 (fax)



Sample ID	Date	Time	Matrix	No. Containers	Analysis Requested					Notes/Comments	
					BAB SVD/SIM	Melts (SMP)	Sulphide	Gmin Size	Toc/TSI		NH3/TVS
3SED1-A	06/03/09	7:55	Sediment	5	X	X	X	X	X		
3SED1-A		11:43		1		X					Preserved
3SED1-B		7:51		5	X	X		X	X		
3SED1-B		11:46		1		X					Preserved
3SED1-C		7:48		5	X	X		X	X		
3SED1-C		11:49		1		X					Preserved
3SED2-A		10:50		5	X	X		X	X		
3SED2-A		11:02		1		X					Preserved
3SED2-B		11:10		6	X	X		X	X		
3SED2-C		11:18		6	X	X		X	X		
Comments/Special Instructions	3 coolers				Relinquished by: (Signature) <i>[Signature]</i> Printed Name: C. ORSERO Company: ARI Date & Time: 6/3/09 1510		Relinquished by: (Signature) <i>[Signature]</i> Printed Name: C. ORSERO Company: ARI Date & Time: 6/3/09 1735				

Limits of Liability: ARI will perform all requested services in accordance with appropriate methodology following ARI Standard Operating Procedures and the ARI Quality Assurance Program. This program meets standards for the industry. The total liability of ARI, its officers, agents, employees, or successors, arising out of or in connection with the requested services, shall not exceed the invoiced amount for said services. The acceptance by the client of a proposal for services by ARI release ARI from any liability in excess thereof, notwithstanding any provision to the contrary in any contract, purchase order or co-Signed agreement between ARI and the Client.

Sample Retention Policy: All samples submitted to ARI will be appropriately discarded no sooner than 90 days after receipt or 60 days after submission of hardcopy data, whichever is longer, unless alternate retention schedules have been established by work-order or contract.

Chain of Custody Record & Laboratory Analysis Request

ARI Assigned Number: _____ Turn-around Requested: _____ Page: 2 of 2

ARI Client Company: _____ Phone: _____ Ice Present?

Client Contact: _____ No. of Coolers: _____ Cooler Temps: _____



Analytical Resources, Incorporated
Analytical Chemists and Consultants
4611 South 134th Place, Suite 100
Tukwila, WA 98168
206-695-6200 206-695-6201 (fax)

Client Project Name:	Analysis Requested					Notes/Comments
	BNAs SOLs/IMS	Meths (SMA)	Grm Site	TOC/TS/ NH ₃ /TSS	PCBs	
Client Project #:						
Sample ID	Date	Time	Matrix	No. Containers		
3 SED 11 - A	06/03/09	9:12	Sediment	7	X	
3 SED 11 - A		12:04		1	X	Preserve
3 SED 11 - B		9:35		7	X	
3 SED 11 - B		12:06		1	X	Preserve
3 SED 12 - A		9:53		7	X	
3 SED 12 - A		12:15		1	X	Preserve
3 SED 12 - B		10:00		5	X	
3 SED 12 - B		12:15		1	X	Preserve
Comments/Special Instructions	Relinquished by: (Signature) _____ Printed Name: _____ Company: _____ Date & Time: _____					Received by: (Signature) _____ Printed Name: _____ Company: _____ Date & Time: _____
3 (6) PCBs	Relinquished by: (Signature) _____ Printed Name: _____ Company: _____ Date & Time: _____					Received by: (Signature) _____ Printed Name: _____ Company: _____ Date & Time: _____

Limits of Liability: ARI will perform all requested services in accordance with appropriate methodology following ARI Standard Operating Procedures and the ARI Quality Assurance Program. This program meets standards for the industry. The total liability of ARI, its officers, agents, employees, or successors, arising out of or in connection with the requested services, shall not exceed the invoiced amount for said services. The acceptance by the client of a proposal for services by ARI release ARI from any liability in excess thereof, not withstanding any provision to the contrary in any contract, purchase order or co-signed agreement between ARI and the Client.

Sample Retention Policy: All samples submitted to ARI will be appropriately discarded no sooner than 90 days after receipt or 60 days after submission of hardcopy data, whichever is longer, unless alternate retention schedules have been established by work-order or contract.



Cooler Receipt Form

ARI Client: EGC / SLR International
 COC No(s): _____ (NA)
 Assigned ARI Job No: PB35

Project Name: JELD-WEN Nord Door
 Delivered by: Fed-Ex UPS Courier Hand Delivered Other: _____
 Tracking No: _____ (NA)

Preliminary Examination Phase:

Were intact, properly signed and dated custody seals attached to the outside of to cooler? YES (NO)
 Were custody papers included with the cooler? YES (YES) NO
 Were custody papers properly filled out (ink, signed, etc.) YES (YES) NO
 Temperature of Cooler(s) (°C) (recommended 2.0-6.0 °C for chemistry)..... 58 34 10.6 _____
 If cooler temperature is out of compliance fill out form 00070F Temp Gun ID#: _____

Cooler Accepted by: AO Date: 6/3/09 Time: 10:28:10

Complete custody forms and attach all shipping documents

Log-In Phase:

Was a temperature blank included in the cooler? YES (NO)
 What kind of packing material was used? ... (Bubble Wrap) (Wet Ice) Gel Packs Baggies Foam Block Paper Other: _____
 Was sufficient ice used (if appropriate)? NA (YES) (NO)
 Were all bottles sealed in individual plastic bags? (YES) NO
 Did all bottles arrive in good condition (unbroken)? (YES) NO
 Were all bottle labels complete and legible? (YES) NO
 Did the number of containers listed on COC match with the number of containers received? YES (NO)
 Did all bottle labels and tags agree with custody papers? (YES) NO
 Were all bottles used correct for the requested analyses? (YES) NO
 Do any of the analyses (bottles) require preservation? (attach preservation sheet, excluding VOCs)... (NA) YES NO
 Were all VOC vials free of air bubbles? (NA) YES NO
 Was sufficient amount of sample sent in each bottle? (YES) NO

Samples Logged by: AV Date: 6/4/09 Time: 1446

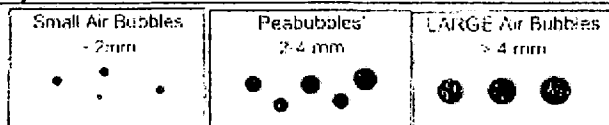
**** Notify Project Manager of discrepancies or concerns ****

Sample ID on Bottle	Sample ID on COC	Sample ID on Bottle	Sample ID on COC

Additional Notes, Discrepancies, & Resolutions:

3 sed 11-A only has 6 jars not 7

By: _____ Date: _____



Small → "sm"
 Peabubbles → "pb"
 Large → "lg"
 Headspace → "hs"





Cooler Temperature Compliance Form

Cooler#:	1		Temperature(°C):	10.6	
Sample ID	Bottle Count	Bottle Type			
3 Sed2-A	6	216oz, 180z, 240z, 120z			
3 Sed2-B	6	" " " "			
3 Sed2-C	6	216oz, 280z, 140z, 120z			

Cooler#:			Temperature(°C):		
Sample ID	Bottle Count	Bottle Type			

Cooler#:			Temperature(°C):		
Sample ID	Bottle Count	Bottle Type			

Cooler#:			Temperature(°C):		
Sample ID	Bottle Count	Bottle Type			

Completed by: AV Date: 6/9/09 Time: 1447

Case Narrative

prepared
for

ENVIROMENTAL SCIENCE CORP.

Project: JELD-WEN NORD DOOR

ARI JOB NO: PB35

prepared
by

Analytical Resources, Inc.



Case Narrative

Client: Environmental Science Corp.
Project: JELD-WEN Nord Door
Matrix: Sediment
ARI Job No.: PB35

Sample receipt

Eighteen sediment samples were received June 3, 2009, under ARI Job PB35. The cooler temperatures measured by IR thermometer following ARI SOP were 3.4, 5.8, and 10.6°C. For further details regarding sample receipt, please refer to the Cooler Receipt Form.

Semivolatiles by SW8270

The samples were initially screened to determine if there was a response that would require modification of the extraction process. Based on the screen, extraction weights were reduced for samples **3SED1-C** and **3SED2-C**. The samples and associated laboratory QC were extracted and analyzed within method recommended holding times.

Please note that several samples were analyzed at dilutions due the color and/or the viscosity of the sample matrices after extraction.

The internal standard areas of Perylene-d12 were outside the control limit high for samples **3SED1-C**, **3SED2-A**, and **3SED2-C**. The samples were re-analyzed at dilutions and all internal standard areas were within control limits. Both sets of data have been included in this package for review. No further corrective action was required.

The surrogate percent recoveries of 2-Fluorobiphenyl and d5-Phenol were outside the control limits for sample **3SED1-B**. All other surrogate percent recoveries were within control limits. No corrective action was required.

Diethylphthalate was present in **MB-060809** at a level that was greater than the reporting limit. All samples were undetected for this compound. No corrective action was required.

The LCS percent recoveries were within control limits.

The matrix spike and matrix spike duplicate percent recoveries were within advisory control limits.

SIM Semivolatiles by SW8270

The samples and associated laboratory QC were extracted and analyzed within method recommended holding times.



Please note that several samples were analyzed at dilutions due to the color and/or the viscosity of the sample matrices after extraction.

Initial and continuing calibrations were within method requirements.

The internal standard area of Phenanthrene-d10 fell outside the control limit for sample **3SED2-C**. The sample was re-analyzed several times and the internal standards were comparable to the original analysis. Only data analyzed on 6/15/09 have been reported for this sample. No further corrective action was required.

The surrogate percent recoveries were within control limits.

The method blank was clean at the reporting limits. The LCS percent recoveries were within control limits.

The matrix spike and matrix spike percent recoveries were within advisory control limits.

The undetected results for several analytes were raised and “Y”-flagged due to interference from the matrix.

Aroclor PCBs by 8082

The samples were initially screened to determine if there was a response that would require modification of the extraction process. Based on the screen, extraction weights were reduced for samples **3SED11-A**, **3SED11-B**, and **3SED12-A**. The samples and associated laboratory QC were extracted and analyzed within method recommended holding times.

Initial and continuing calibrations were within method requirements. Internal standard areas were within limits.

The surrogate percent recoveries were within control limits.

The method blank was clean at the reporting limit. The LCS percent recoveries were within control limits.

The matrix spike and matrix spike percent recoveries were within advisory control limits.

Total Metals

The samples and associated QC were digested and analyzed within method recommended holding times.

The method blank was clean at the reporting limits. The LCS percent recoveries were within control limits.



The matrix spike percent recoveries and duplicate RPDs were within control limits.

Conventional Parameters

The samples and associated laboratory QC were prepared and analyzed within method recommended holding times.

The method blanks were clean at the reporting limits. The LCS percent recoveries were within control limits.

The SRM percent recoveries were within control limits.

The matrix spike percent recoveries and replicate RPDs were within control limits.

Geotechnical Parameters

A laboratory-specific narrative follows.



Client: Environmental Science Corp.


ARI Project No.: PB35

Client Project: JELD-WEN NORD DOOR


Case Narrative

1. Ten samples were submitted for grain size analysis according to Puget Sound Estuary Protocol (PSEP) methodology on June 3, 2009.
2. The samples were run in a single batch and one sample from this job, 3SED12-A, was chosen for triplicate analysis. The triplicate data is reported on the QA summary.
3. Samples 3SED2-C and 3SED11-B contained woody or other organic matter, which may have broken down during the sieving process, affecting grain size analysis.
4. Sample 3SED1-B contained some shells.
5. The data is provided in summary tables and plots.
6. There were no other noted anomalies in this project.

Approved by:


Lead Technician

Date:





Data Reporting Qualifiers

Effective 12/28/04

Inorganic Data

- U Indicates that the target analyte was not detected at the reported concentration
- * Duplicate RPD is not within established control limits
- B Reported value is less than the CRDL but \geq the Reporting Limit
- N Matrix Spike recovery not within established control limits
- NA Not Applicable, analyte not spiked
- H The natural concentration of the spiked element is so much greater than the concentration spiked that an accurate determination of spike recovery is not possible
- L Analyte concentration is ≤ 5 times the Reporting Limit and the replicate control limit defaults to ± 1 RL instead of the normal 20% RPD

Organic Data

- U Indicates that the target analyte was not detected at the reported concentration
- * Flagged value is not within established control limits
- B Analyte detected in an associated Method Blank at a concentration greater than one-half of ARI's Reporting Limit or 5% of the regulatory limit or 5% of the analyte concentration in the sample.
- J Estimated concentration when the value is less than ARI's established reporting limits
- D The spiked compound was not detected due to sample extract dilution
- NR Spiked compound recovery is not reported due to chromatographic interference
- E Estimated concentration calculated for an analyte response above the valid instrument calibration range. A dilution is required to obtain an accurate quantification of the analyte.
- S Indicates an analyte response that has saturated the detector. The calculated concentration is not valid; a dilution is required to obtain valid quantification of the analyte
- NA The flagged analyte was not analyzed for



- NS The flagged analyte was not spiked into the sample
- M Estimated value for an analyte detected and confirmed by an analyst but with low spectral match parameters. This flag is used only for GC-MS analyses
- M2 The sample contains PCB congeners that do not match any standard Aroclor pattern. The PCBs are identified and quantified as the Aroclor whose pattern most closely matches that of the sample. The reported value is an estimate.
- N The analysis indicates the presence of an analyte for which there is presumptive evidence to make a "tentative identification"
- Y The analyte is not detected at or above the reported concentration. The reporting limit is raised due to chromatographic interference. The Y flag is equivalent to the U flag with a raised reporting limit.
- C The analyte was positively identified on only one of two chromatographic columns. Chromatographic interference prevented a positive identification on the second column
- P The analyte was detected on both chromatographic columns but the quantified values differ by $\geq 40\%$ RPD with no obvious chromatographic interference

Geotechnical Data

- A The total of all fines fractions. This flag is used to report total fines when only sieve analysis is requested and balances total grain size with sample weight.
- F Samples were frozen prior to particle size determination
- SM Sample matrix was not appropriate for the requested analysis. This normally refers to samples contaminated with an organic product that interferes with the sieving process and/or moisture content, porosity and saturation calculations
- SS Sample did not contain the proportion of "fines" required to perform the pipette portion of the grain size analysis
- W Weight of sample in some pipette aliquots was below the level required for accurate weighting

LCS SOLUTIONS

05/15/09

LABESOLN ID	TEST	CONC. UG/ML	SOLVENT	EXP.
1	1549-3	PCB	20	ACETONE 10/10/09
2#	1472-3	BCOC PEST	10	ACETONE NA
3	1579-3	PEST	02/04/20	ACETONE 09/23/09
4	1594-2	LOW PEST	0.2/0.4/2	ACETONE 09/23/09
5	1580-2	EPH	1500	MECL2 01/29/10
6	1559-2	PCP	12.5/125	ACETONE 11/05/09
7	1597-2	ABN	100	ACETONE 02/01/10
8	1566-1	TBT	2.5	MECL2 12/04/09
9	1567-3	PORE TBT	.125/.25	MECL2 12/04/09
10	1596-2	ABN ACID	100/200	MEOH 10/21/09
11	1591-1	TPHD	15000	ACETONE 03/26/10
12	1597-3	ABN BASE	200	ACETONE 02/05/10
13	1573-2	LOW PCB	2	ACETONE 10/10/09
14*	1547-1	LOW ABN ACID	10/20	MEOH 04/10/10
15	1591-3	SIM PNA	15/75	MEOH 08/28/09
16*	1502-2	DIOXANE	100	MEOH 02/26/10
17#	1516-2	1248 PCB	20	ACETONE NA
18	1591-4	LOW SIM PNA	1.5	ACETONE 08/28/09
19	1574-4	AK103	7500	MECL2 12/02/09
20	1572-2	PNA	100	ACETONE 12/26/09
21	1593-3	SKY/BHT	100	MEOH 03/31/10
22	1599-1	HERB	12.5/12500	MEOH 08/18/09
23*	1505-1	LW ABN BASE	20	MEOH 03/20/10
24	1573-4	LOW ABN	10	ACETONE 08/01/09
25#	1481-1	DIPHENYL	100	MEOH NA
26*	1545-2	OP-PEST	25	MEOH 02/16/10
27#	1495-1	STEROLS	200	MEOH NA
28	1595-1	ADD. PEST	4	ACETONE 09/15/09
29#	1496-3	DECANES	100	MEOH NA
30#	1497-2	EDB/DBCP	2	ACETONE NA
31	1596-1	TERPINEOL	100	MEOH 04/03/10

LCS SOLUTIONS

05/15/09

32	1598-1	GUAIACOL	50-200	ACETONE	04/30/10
33	1522-1	RESIN ACID	250	ACETONE	06/11/09
34	1530-2	CONGENERS	1	ACETONE	07/23/09
35	1601-2	ALKYL PNA A	10	MEOH	04/03/10
36	1601-3	ALKYL PNA B	10	MEOH	05/13/10
50	1571-1	FULL RESIN	250	ACETONE	06/10/09
	*= REVERIFIED SOLUTION				
	#= PROJECT SPECIFIC SOLUTION				

SURR SOLUTIONS

05/15/09

LABEL	SOLN ID	TEST	CONC. UG/ML	SOLVENT	EXP.
A	1584-5	ABN	100/150	MEOH	02/18/10
B	1572-1	SIM PNA	15/75	MEOH	08/28/09
C*	1559-1	SIM ABN	25/37.5	MEOH	03/13/10
D	1573-3	LOW PCB	0.2	ACETONE	07/31/09
E*	1478-1	HERB	62.5	MEOH	09/21/09
F	1574-3	PCP	12.5	ACETONE	01/06/10
G*	1534-1	1,4DIOXANE	100	MEOH	02/26/10
H	1594-1	OP-PEST	25	MEOH	04/01/10
I	1559-4	LOW S. PNA	1.5	MEOH	08/28/09
J	1566-5	TBT-PORE	0.125	MECL2	12/04/09
K	1538-1	MED PCB	20	ACETONE	07/31/09
L	1584-4	TBT	2.5	MECL2	12/04/09
M	1578-1	EPH	1500	MECL2	12/09/09
N	1538-2	PCB	2	ACETONE	07/31/09
O	1567-4	TPH	450	MECL2	09/24/09
P	1598-2	HCID	2250	MECL2	01/07/10
Q#	1497-3	EDB	2	ACETONE	NA
R	1521-4	RESIN ACID	250	ACETONE	06/11/09
S	1568-5	PBDE	.25	MEOH	12/11/09
T	1601-1	ALKYL PNA	10	MEOH	11/26/09
U	*=REVERIFIED SOLUTION				
V	#=PROJECT SPECIFIC SOLUTION				
W					
X					
Y					
Z					

Data Summary Package

prepared
for

ENVIROMENTAL SCIENCE CORP.

Project: JELD-WEN NORD DOOR

ARI JOB NO: PB35

prepared
by

Analytical Resources, Inc.

SEMIVOLATILE ANALYSIS

ORGANICS ANALYSIS DATA SHEET

PSDDA Semivolatiles by SW8270D GC/MS

Page 1 of 1

Sample ID: 3SED1-A

SAMPLE

Lab Sample ID: PB35A

LIMS ID: 09-12717

Matrix: Sediment

Data Release Authorized: *[Signature]*

Reported: 06/17/09

QC Report No: PB35-ENVIRONMENTAL SCIENCE CORP.

Project: JELD-WEN NORD DOOR

NA

Date Sampled: 06/03/09

Date Received: 06/03/09

Date Extracted: 06/08/09

Date Analyzed: 06/15/09 16:17

Instrument/Analyst: NT6/LJR

GPC Cleanup: Yes

Sample Amount: 25.3 g-dry-wt

Final Extract Volume: 0.5 mL

Dilution Factor: 3.00

Percent Moisture: 37.1%

CAS Number	Analyte	RL	Result
108-95-2	Phenol	59	< 59 U
541-73-1	1,3-Dichlorobenzene	59	< 59 U
106-46-7	1,4-Dichlorobenzene	59	< 59 U
100-51-6	Benzyl Alcohol	59	< 59 U
95-50-1	1,2-Dichlorobenzene	59	< 59 U
95-48-7	2-Methylphenol	59	< 59 U
106-44-5	4-Methylphenol	59	< 59 U
67-72-1	Hexachloroethane	59	< 59 U
105-67-9	2,4-Dimethylphenol	59	< 59 U
65-85-0	Benzoic Acid	590	< 590 U
120-82-1	1,2,4-Trichlorobenzene	59	< 59 U
91-20-3	Naphthalene	59	< 59 U
87-68-3	Hexachlorobutadiene	59	< 59 U
91-57-6	2-Methylnaphthalene	59	< 59 U
131-11-3	Dimethylphthalate	59	< 59 U
208-96-8	Acenaphthylene	59	< 59 U
83-32-9	Acenaphthene	59	< 59 U
132-64-9	Dibenzofuran	59	< 59 U
84-66-2	Diethylphthalate	59	< 59 U
86-73-7	Fluorene	59	< 59 U
86-30-6	N-Nitrosodiphenylamine	59	< 59 U
118-74-1	Hexachlorobenzene	59	< 59 U
87-86-5	Pentachlorophenol	300	< 300 U
85-01-8	Phenanthrene	59	< 59 U
120-12-7	Anthracene	59	< 59 U
84-74-2	Di-n-Butylphthalate	59	< 59 U
206-44-0	Fluoranthene	59	< 59 U
129-00-0	Pyrene	59	< 59 U
85-68-7	Butylbenzylphthalate	59	< 59 U
56-55-3	Benzo(a)anthracene	59	< 59 U
117-81-7	bis(2-Ethylhexyl)phthalate	59	56 J
218-01-9	Chrysene	59	36 J
117-84-0	Di-n-Octyl phthalate	59	< 59 U
205-99-2	Benzo(b)fluoranthene	59	< 59 U
207-08-9	Benzo(k)fluoranthene	59	< 59 U
50-32-8	Benzo(a)pyrene	59	< 59 U
193-39-5	Indeno(1,2,3-cd)pyrene	59	< 59 U
53-70-3	Dibenz(a,h)anthracene	59	< 59 U
191-24-2	Benzo(g,h,i)perylene	59	< 59 U
90-12-0	1-Methylnaphthalene	59	< 59 U

Reported in µg/kg (ppb)

Semivolatile Surrogate Recovery

d5-Nitrobenzene	63.6%	2-Fluorobiphenyl	71.5%
d14-p-Terphenyl	56.0%	d4-1,2-Dichlorobenzene	53.9%
d5-Phenol	68.2%	2-Fluorophenol	64.4%
2,4,6-Tribromophenol	67.6%	d4-2-Chlorophenol	67.6%

ORGANICS ANALYSIS DATA SHEET
PSDDA Semivolatiles by SW8270D GC/MS
Page 1 of 1

Sample ID: 3SED1-B
SAMPLE

Lab Sample ID: PB35C
LIMS ID: 09-12719
Matrix: Sediment
Data Release Authorized: *AS*
Reported: 06/17/09

QC Report No: PB35-ENVIROMENTAL SCIENCE CORP.
Project: JELD-WEN NORD DOOR
NA
Date Sampled: 06/03/09
Date Received: 06/03/09

Date Extracted: 06/08/09
Date Analyzed: 06/15/09 16:49
Instrument/Analyst: NT6/LJR
GPC Cleanup: Yes

Sample Amount: 25.6 g-dry-wt
Final Extract Volume: 0.5 mL
Dilution Factor: 3.00
Percent Moisture: 43.3%

CAS Number	Analyte	RL	Result
108-95-2	Phenol	59	< 59 U
541-73-1	1,3-Dichlorobenzene	59	< 59 U
106-46-7	1,4-Dichlorobenzene	59	< 59 U
100-51-6	Benzyl Alcohol	59	< 59 U
95-50-1	1,2-Dichlorobenzene	59	< 59 U
95-48-7	2-Methylphenol	59	< 59 U
106-44-5	4-Methylphenol	59	< 59 U
67-72-1	Hexachloroethane	59	< 59 U
105-67-9	2,4-Dimethylphenol	59	< 59 U
65-85-0	Benzoic Acid	590	< 590 U
120-82-1	1,2,4-Trichlorobenzene	59	< 59 U
91-20-3	Naphthalene	59	< 59 U
87-68-3	Hexachlorobutadiene	59	< 59 U
91-57-6	2-Methylnaphthalene	59	< 59 U
131-11-3	Dimethylphthalate	59	< 59 U
208-96-8	Acenaphthylene	59	< 59 U
83-32-9	Acenaphthene	59	< 59 U
132-64-9	Dibenzofuran	59	< 59 U
84-66-2	Diethylphthalate	59	< 59 U
86-73-7	Fluorene	59	< 59 U
86-30-6	N-Nitrosodiphenylamine	59	< 59 U
118-74-1	Hexachlorobenzene	59	< 59 U
87-86-5	Pentachlorophenol	290	< 290 U
85-01-8	Phenanthrene	59	33 J
120-12-7	Anthracene	59	< 59 U
84-74-2	Di-n-Butylphthalate	59	< 59 U
206-44-0	Fluoranthene	59	74
129-00-0	Pyrene	59	53 J
85-68-7	Butylbenzylphthalate	59	< 59 U
56-55-3	Benzo(a)anthracene	59	31 J
117-81-7	bis(2-Ethylhexyl)phthalate	59	89
218-01-9	Chrysene	59	54 J
117-84-0	Di-n-Octyl phthalate	59	< 59 U
205-99-2	Benzo(b)fluoranthene	59	28 J
207-08-9	Benzo(k)fluoranthene	59	28 J
50-32-8	Benzo(a)pyrene	59	31 J
193-39-5	Indeno(1,2,3-cd)pyrene	59	< 59 U
53-70-3	Dibenz(a,h)anthracene	59	< 59 U
191-24-2	Benzo(g,h,i)perylene	59	31 J
90-12-0	1-Methylnaphthalene	59	< 59 U


Reported in µg/kg (ppb)

Semivolatile Surrogate Recovery

d5-Nitrobenzene	79.4%	2-Fluorobiphenyl	92.9%
d14-p-Terphenyl	71.4%	d4-1,2-Dichlorobenzene	71.6%
d5-Phenol	88.0%	2-Fluorophenol	84.0%
2,4,6-Tribromophenol	88.0%	d4-2-Chlorophenol	84.0%

ORGANICS ANALYSIS DATA SHEET
PSDDA Semivolatiles by SW8270D GC/MS
 Page 1 of 1

Sample ID: 3SED1-C
SAMPLE

Lab Sample ID: PB35E
 LIMS ID: 09-12721
 Matrix: Sediment
 Data Release Authorized: 
 Reported: 06/17/09

QC Report No: PB35-ENVIROMENTAL SCIENCE CORP.
 Project: JELD-WEN NORD DOOR
 NA
 Date Sampled: 06/03/09
 Date Received: 06/03/09

Date Extracted: 06/08/09
 Date Analyzed: 06/15/09 17:22
 Instrument/Analyst: NT6/LJR
 GPC Cleanup: Yes

Sample Amount: 22.6 g-dry-wt
 Final Extract Volume: 0.5 mL
 Dilution Factor: 3.00
 Percent Moisture: 46.8%

CAS Number	Analyte	RL	Result
108-95-2	Phenol	66	< 66 U
541-73-1	1,3-Dichlorobenzene	66	< 66 U
106-46-7	1,4-Dichlorobenzene	66	< 66 U
100-51-6	Benzyl Alcohol	66	< 66 U
95-50-1	1,2-Dichlorobenzene	66	< 66 U
95-48-7	2-Methylphenol	66	< 66 U
106-44-5	4-Methylphenol	66	< 66 U
67-72-1	Hexachloroethane	66	< 66 U
105-67-9	2,4-Dimethylphenol	66	< 66 U
65-85-0	Benzoic Acid	660	< 660 U
120-82-1	1,2,4-Trichlorobenzene	66	< 66 U
91-20-3	Naphthalene	66	< 66 U
87-68-3	Hexachlorobutadiene	66	< 66 U
91-57-6	2-Methylnaphthalene	66	< 66 U
131-11-3	Dimethylphthalate	66	< 66 U
208-96-8	Acenaphthylene	66	< 66 U
83-32-9	Acenaphthene	66	< 66 U
132-64-9	Dibenzofuran	66	< 66 U
84-66-2	Diethylphthalate	66	< 66 U
86-73-7	Fluorene	66	< 66 U
86-30-6	N-Nitrosodiphenylamine	66	< 66 U
118-74-1	Hexachlorobenzene	66	< 66 U
87-86-5	Pentachlorophenol	330	< 330 U
85-01-8	Phenanthrene	66	< 66 U
120-12-7	Anthracene	66	< 66 U
84-74-2	Di-n-Butylphthalate	66	< 66 U
206-44-0	Fluoranthene	66	72
129-00-0	Pyrene	66	52 J
85-68-7	Butylbenzylphthalate	66	86
56-55-3	Benzo (a) anthracene	66	40 J
117-81-7	bis (2-Ethylhexyl)phthalate	66	92
218-01-9	Chrysene	66	77
117-84-0	Di-n-Octyl phthalate	66	< 66 U
205-99-2	Benzo (b) fluoranthene	66	43 J
207-08-9	Benzo (k) fluoranthene	66	43 J
50-32-8	Benzo (a) pyrene	66	54 J
193-39-5	Indeno (1,2,3-cd) pyrene	66	< 66 U
53-70-3	Dibenz (a, h) anthracene	66	< 66 U
191-24-2	Benzo (g, h, i) perylene	66	36 J
90-12-0	1-Methylnaphthalene	66	< 66 U

Reported in µg/kg (ppb)

Semivolatile Surrogate Recovery

d5-Nitrobenzene	63.2%	2-Fluorobiphenyl	72.1%
d14-p-Terphenyl	53.3%	d4-1,2-Dichlorobenzene	51.2%
d5-Phenol	66.6%	2-Fluorophenol	63.7%
2,4,6-Tribromophenol	66.9%	d4-2-Chlorophenol	66.1%

ORGANICS ANALYSIS DATA SHEET
PSDDA Semivolatiles by SW8270D GC/MS
 Page 1 of 1

Sample ID: 3SED1-C
 DILUTION

Lab Sample ID: PB35E
 LIMS ID: 09-12721
 Matrix: Sediment
 Data Release Authorized:
 Reported: 06/17/09

QC Report No: PB35-ENVIRONMENTAL SCIENCE CORP.
 Project: JELD-WEN NORD DOOR
 NA
 Date Sampled: 06/03/09
 Date Received: 06/03/09

Date Extracted: 06/08/09
 Date Analyzed: 06/16/09 19:34
 Instrument/Analyst: NT6/LJR
 GPC Cleanup: Yes

Sample Amount: 22.6 g-dry-wt
 Final Extract Volume: 0.5 mL
 Dilution Factor: 10.0
 Percent Moisture: 46.8%

CAS Number	Analyte	RL	Result
108-95-2	Phenol	220	< 220 U
541-73-1	1,3-Dichlorobenzene	220	< 220 U
106-46-7	1,4-Dichlorobenzene	220	< 220 U
100-51-6	Benzyl Alcohol	220	< 220 U
95-50-1	1,2-Dichlorobenzene	220	< 220 U
95-48-7	2-Methylphenol	220	< 220 U
106-44-5	4-Methylphenol	220	< 220 U
67-72-1	Hexachloroethane	220	< 220 U
105-67-9	2,4-Dimethylphenol	220	< 220 U
65-85-0	Benzoic Acid	2,200	< 2,200 U
120-82-1	1,2,4-Trichlorobenzene	220	< 220 U
91-20-3	Naphthalene	220	< 220 U
87-68-3	Hexachlorobutadiene	220	< 220 U
91-57-6	2-Methylnaphthalene	220	< 220 U
131-11-3	Dimethylphthalate	220	< 220 U
208-96-8	Acenaphthylene	220	< 220 U
83-32-9	Acenaphthene	220	< 220 U
132-64-9	Dibenzofuran	220	< 220 U
84-66-2	Diethylphthalate	220	< 220 U
86-73-7	Fluorene	220	< 220 U
86-30-6	N-Nitrosodiphenylamine	220	< 220 U
118-74-1	Hexachlorobenzene	220	< 220 U
87-86-5	Pentachlorophenol	1,100	< 1,100 U
85-01-8	Phenanthrene	220	< 220 U
120-12-7	Anthracene	220	< 220 U
84-74-2	Di-n-Butylphthalate	220	< 220 U
206-44-0	Fluoranthene	220	< 220 U
129-00-0	Pyrene	220	< 220 U
85-68-7	Butylbenzylphthalate	220	< 220 U
56-55-3	Benzo(a)anthracene	220	< 220 U
117-81-7	bis(2-Ethylhexyl)phthalate	220	130 J
218-01-9	Chrysene	220	< 220 U
117-84-0	Di-n-Octyl phthalate	220	< 220 U
205-99-2	Benzo(b)fluoranthene	220	< 220 U
207-08-9	Benzo(k)fluoranthene	220	< 220 U
50-32-8	Benzo(a)pyrene	220	< 220 U
193-39-5	Indeno(1,2,3-cd)pyrene	220	< 220 U
53-70-3	Dibenz(a,h)anthracene	220	< 220 U
191-24-2	Benzo(g,h,i)perylene	220	< 220 U
90-12-0	1-Methylnaphthalene	220	< 220 U

Reported in µg/kg (ppb)

Semivolatile Surrogate Recovery

d5-Nitrobenzene	66.0%	2-Fluorobiphenyl	64.8%
d14-p-Terphenyl	72.8%	d4-1,2-Dichlorobenzene	53.6%
d5-Phenol	55.2%	2-Fluorophenol	63.2%
2,4,6-Tribromophenol	58.7%	d4-2-Chlorophenol	60.0%

ORGANICS ANALYSIS DATA SHEET
PSDDA Semivolatiles by SW8270D GC/MS
 Page 1 of 1

Sample ID: 3SED2-A
SAMPLE

Lab Sample ID: PB35G
 LIMS ID: 09-12723
 Matrix: Sediment
 Data Release Authorized: *AB*
 Reported: 06/17/09

QC Report No: PB35-ENVIROMENTAL SCIENCE CORP.
 Project: JELD-WEN NORD DOOR
 NA
 Date Sampled: 06/03/09
 Date Received: 06/03/09

Date Extracted: 06/08/09
 Date Analyzed: 06/15/09 17:55
 Instrument/Analyst: NT6/LJR
 GPC Cleanup: Yes

Sample Amount: 25.7 g-dry-wt
 Final Extract Volume: 0.5 mL
 Dilution Factor: 3.00
 Percent Moisture: 19.6%

CAS Number	Analyte	RL	Result
108-95-2	Phenol	58	< 58 U
541-73-1	1,3-Dichlorobenzene	58	< 58 U
106-46-7	1,4-Dichlorobenzene	58	< 58 U
100-51-6	Benzyl Alcohol	58	< 58 U
95-50-1	1,2-Dichlorobenzene	58	< 58 U
95-48-7	2-Methylphenol	58	< 58 U
106-44-5	4-Methylphenol	58	< 58 U
67-72-1	Hexachloroethane	58	< 58 U
105-67-9	2,4-Dimethylphenol	58	< 58 U
65-85-0	Benzoic Acid	580	< 580 U
120-82-1	1,2,4-Trichlorobenzene	58	< 58 U
91-20-3	Naphthalene	58	< 58 U
87-68-3	Hexachlorobutadiene	58	< 58 U
91-57-6	2-Methylnaphthalene	58	< 58 U
131-11-3	Dimethylphthalate	58	< 58 U
208-96-8	Acenaphthylene	58	< 58 U
83-32-9	Acenaphthene	58	< 58 U
132-64-9	Dibenzofuran	58	< 58 U
84-66-2	Diethylphthalate	58	< 58 U
86-73-7	Fluorene	58	< 58 U
86-30-6	N-Nitrosodiphenylamine	58	< 58 U
118-74-1	Hexachlorobenzene	58	< 58 U
87-86-5	Pentachlorophenol	290	< 290 U
85-01-8	Phenanthrene	58	< 58 U
120-12-7	Anthracene	58	53 J
84-74-2	Di-n-Butylphthalate	58	< 58 U
206-44-0	Fluoranthene	58	42 J
129-00-0	Pyrene	58	59
85-68-7	Butylbenzylphthalate	58	< 58 U
56-55-3	Benzo(a)anthracene	58	< 58 U
117-81-7	bis(2-Ethylhexyl)phthalate	58	130
218-01-9	Chrysene	58	41 J
117-84-0	Di-n-Octyl phthalate	58	< 58 U
205-99-2	Benzo(b)fluoranthene	58	< 58 U
207-08-9	Benzo(k)fluoranthene	58	< 58 U
50-32-8	Benzo(a)pyrene	58	< 58 U
193-39-5	Indeno(1,2,3-cd)pyrene	58	< 58 U
53-70-3	Dibenz(a,h)anthracene	58	< 58 U
191-24-2	Benzo(g,h,i)perylene	58	< 58 U
90-12-0	1-Methylnaphthalene	58	< 58 U


Reported in µg/kg (ppb)

Semivolatile Surrogate Recovery

d5-Nitrobenzene	61.6%	2-Fluorobiphenyl	69.8%
d14-p-Terphenyl	53.0%	d4-1,2-Dichlorobenzene	55.1%
d5-Phenol	64.0%	2-Fluorophenol	59.6%
2,4,6-Tribromophenol	68.6%	d4-2-Chlorophenol	61.8%

ORGANICS ANALYSIS DATA SHEET
PSDDA Semivolatiles by SW8270D GC/MS
 Page 1 of 1

Sample ID: 3SED2-A
 DILUTION

Lab Sample ID: PB35G
 LIMS ID: 09-12723
 Matrix: Sediment
 Data Release Authorized: 
 Reported: 06/17/09

QC Report No: PB35-ENVIROMENTAL SCIENCE CORP.
 Project: JELD-WEN NORD DOOR
 NA
 Date Sampled: 06/03/09
 Date Received: 06/03/09

Date Extracted: 06/08/09
 Date Analyzed: 06/16/09 20:08
 Instrument/Analyst: NT6/LJR
 GPC Cleanup: Yes

Sample Amount: 25.7 g-dry-wt
 Final Extract Volume: 0.5 mL
 Dilution Factor: 10.0
 Percent Moisture: 19.6%

CAS Number	Analyte	RL	Result
108-95-2	Phenol	190	< 190 U
541-73-1	1,3-Dichlorobenzene	190	< 190 U
106-46-7	1,4-Dichlorobenzene	190	< 190 U
100-51-6	Benzyl Alcohol	190	< 190 U
95-50-1	1,2-Dichlorobenzene	190	< 190 U
95-48-7	2-Methylphenol	190	< 190 U
106-44-5	4-Methylphenol	190	< 190 U
67-72-1	Hexachloroethane	190	< 190 U
105-67-9	2,4-Dimethylphenol	190	< 190 U
65-85-0	Benzoic Acid	1,900	< 1,900 U
120-82-1	1,2,4-Trichlorobenzene	190	< 190 U
91-20-3	Naphthalene	190	< 190 U
87-68-3	Hexachlorobutadiene	190	< 190 U
91-57-6	2-Methylnaphthalene	190	< 190 U
131-11-3	Dimethylphthalate	190	< 190 U
208-96-8	Acenaphthylene	190	< 190 U
83-32-9	Acenaphthene	190	< 190 U
132-64-9	Dibenzofuran	190	< 190 U
84-66-2	Diethylphthalate	190	< 190 U
86-73-7	Fluorene	190	< 190 U
86-30-6	N-Nitrosodiphenylamine	190	< 190 U
118-74-1	Hexachlorobenzene	190	< 190 U
87-86-5	Pentachlorophenol	970	< 970 U
85-01-8	Phenanthrene	190	< 190 U
120-12-7	Anthracene	190	< 190 U
84-74-2	Di-n-Butylphthalate	190	< 190 U
206-44-0	Fluoranthene	190	< 190 U
129-00-0	Pyrene	190	< 190 U
85-68-7	Butylbenzylphthalate	190	< 190 U
56-55-3	Benzo (a) anthracene	190	< 190 U
117-81-7	bis (2-Ethylhexyl) phthalate	190	190
218-01-9	Chrysene	190	< 190 U
117-84-0	Di-n-Octyl phthalate	190	< 190 U
205-99-2	Benzo (b) fluoranthene	190	< 190 U
207-08-9	Benzo (k) fluoranthene	190	< 190 U
50-32-8	Benzo (a) pyrene	190	< 190 U
193-39-5	Indeno (1,2,3-cd) pyrene	190	< 190 U
53-70-3	Dibenz (a,h) anthracene	190	< 190 U
191-24-2	Benzo (g,h,i) perylene	190	< 190 U
90-12-0	1-Methylnaphthalene	190	< 190 U

Reported in µg/kg (ppb)

Semivolatile Surrogate Recovery

d5-Nitrobenzene	66.4%	2-Fluorobiphenyl	58.4%
d14-p-Terphenyl	79.2%	d4-1,2-Dichlorobenzene	55.2%
d5-Phenol	54.1%	2-Fluorophenol	60.0%
2,4,6-Tribromophenol	64.5%	d4-2-Chlorophenol	56.5%

ORGANICS ANALYSIS DATA SHEET

PSDDA Semivolatiles by SW8270D GC/MS

Page 1 of 1

Sample ID: 3SED2-B

SAMPLE

Lab Sample ID: PB35I

LIMS ID: 09-12725

Matrix: Sediment

Data Release Authorized:

Reported: 06/17/09

QC Report No: PB35-ENVIROMENTAL SCIENCE CORP.

Project: JELD-WEN NORD DOOR

NA

Date Sampled: 06/03/09

Date Received: 06/03/09

Date Extracted: 06/08/09

Date Analyzed: 06/15/09 18:27

Instrument/Analyst: NT6/LJR

GPC Cleanup: Yes

Sample Amount: 26.0 g-dry-wt

Final Extract Volume: 0.5 mL

Dilution Factor: 3.00

Percent Moisture: 32.8%

CAS Number	Analyte	RL	Result
108-95-2	Phenol	58	< 58 U
541-73-1	1,3-Dichlorobenzene	58	< 58 U
106-46-7	1,4-Dichlorobenzene	58	< 58 U
100-51-6	Benzyl Alcohol	58	< 58 U
95-50-1	1,2-Dichlorobenzene	58	< 58 U
95-48-7	2-Methylphenol	58	< 58 U
106-44-5	4-Methylphenol	58	< 58 U
67-72-1	Hexachloroethane	58	< 58 U
105-67-9	2,4-Dimethylphenol	58	< 58 U
65-85-0	Benzoic Acid	580	< 580 U
120-82-1	1,2,4-Trichlorobenzene	58	< 58 U
91-20-3	Naphthalene	58	< 58 U
87-68-3	Hexachlorobutadiene	58	< 58 U
91-57-6	2-Methylnaphthalene	58	< 58 U
131-11-3	Dimethylphthalate	58	< 58 U
208-96-8	Acenaphthylene	58	< 58 U
83-32-9	Acenaphthene	58	< 58 U
132-64-9	Dibenzofuran	58	< 58 U
84-66-2	Diethylphthalate	58	< 58 U
86-73-7	Fluorene	58	< 58 U
86-30-6	N-Nitrosodiphenylamine	58	< 58 U
118-74-1	Hexachlorobenzene	58	< 58 U
87-86-5	Pentachlorophenol	290	< 290 U
85-01-8	Phenanthrene	58	100
120-12-7	Anthracene	58	200
84-74-2	Di-n-Butylphthalate	58	< 58 U
206-44-0	Fluoranthene	58	140
129-00-0	Pyrene	58	95
85-68-7	Butylbenzylphthalate	58	< 58 U
56-55-3	Benzo(a)anthracene	58	58
117-81-7	bis(2-Ethylhexyl)phthalate	58	100
218-01-9	Chrysene	58	98
117-84-0	Di-n-Octyl phthalate	58	< 58 U
205-99-2	Benzo(b)fluoranthene	58	66
207-08-9	Benzo(k)fluoranthene	58	66
50-32-8	Benzo(a)pyrene	58	76
193-39-5	Indeno(1,2,3-cd)pyrene	58	43 J
53-70-3	Dibenz(a,h)anthracene	58	< 58 U
191-24-2	Benzo(g,h,i)perylene	58	52 J
90-12-0	1-Methylnaphthalene	58	< 58 U


Reported in µg/kg (ppb)

Semivolatile Surrogate Recovery

d5-Nitrobenzene	62.4%	2-Fluorobiphenyl	70.6%
d14-p-Terphenyl	55.1%	d4-1,2-Dichlorobenzene	55.1%
d5-Phenol	65.7%	2-Fluorophenol	62.3%
2,4,6-Tribromophenol	69.8%	d4-2-Chlorophenol	62.2%

ORGANICS ANALYSIS DATA SHEET
PSDDA Semivolatiles by SW8270D GC/MS
 Page 1 of 1

Sample ID: 3SED2-C
SAMPLE

Lab Sample ID: PB35J
 LIMS ID: 09-12726
 Matrix: Sediment
 Data Release Authorized: 
 Reported: 06/17/09

QC Report No: PB35-ENVIROMENTAL SCIENCE CORP.
 Project: JELD-WEN NORD DOOR
 NA
 Date Sampled: 06/03/09
 Date Received: 06/03/09

Date Extracted: 06/08/09
 Date Analyzed: 06/15/09 19:00
 Instrument/Analyst: NT6/LJR
 GPC Cleanup: Yes

Sample Amount: 25.3 g-dry-wt
 Final Extract Volume: 0.5 mL
 Dilution Factor: 3.00
 Percent Moisture: 35.9%

CAS Number	Analyte	RL	Result
108-95-2	Phenol	59	< 59 U
541-73-1	1,3-Dichlorobenzene	59	< 59 U
106-46-7	1,4-Dichlorobenzene	59	< 59 U
100-51-6	Benzyl Alcohol	59	< 59 U
95-50-1	1,2-Dichlorobenzene	59	< 59 U
95-48-7	2-Methylphenol	59	< 59 U
106-44-5	4-Methylphenol	59	< 59 U
67-72-1	Hexachloroethane	59	< 59 U
105-67-9	2,4-Dimethylphenol	59	< 59 U
65-85-0	Benzoic Acid	590	< 590 U
120-82-1	1,2,4-Trichlorobenzene	59	< 59 U
91-20-3	Naphthalene	59	< 59 U
87-68-3	Hexachlorobutadiene	59	< 59 U
91-57-6	2-Methylnaphthalene	59	< 59 U
131-11-3	Dimethylphthalate	59	< 59 U
208-96-8	Acenaphthylene	59	< 59 U
83-32-9	Acenaphthene	59	< 59 U
132-64-9	Dibenzofuran	59	< 59 U
84-66-2	Diethylphthalate	59	< 59 U
86-73-7	Fluorene	59	< 59 U
86-30-6	N-Nitrosodiphenylamine	59	< 59 U
118-74-1	Hexachlorobenzene	59	< 59 U
87-86-5	Pentachlorophenol	300	< 300 U
85-01-8	Phenanthrene	59	84
120-12-7	Anthracene	59	120
84-74-2	Di-n-Butylphthalate	59	< 59 U
206-44-0	Fluoranthene	59	110
129-00-0	Pyrene	59	69
85-68-7	Butylbenzylphthalate	59	< 59 U
56-55-3	Benzo (a) anthracene	59	34 J
117-81-7	bis (2-Ethylhexyl) phthalate	59	620
218-01-9	Chrysene	59	66
117-84-0	Di-n-Octyl phthalate	59	< 59 U
205-99-2	Benzo (b) fluoranthene	59	43 J
207-08-9	Benzo (k) fluoranthene	59	43 J
50-32-8	Benzo (a) pyrene	59	49 J
193-39-5	Indeno (1,2,3-cd) pyrene	59	30 J
53-70-3	Dibenz (a, h) anthracene	59	< 59 U
191-24-2	Benzo (g, h, i) perylene	59	39 J
90-12-0	1-Methylnaphthalene	59	< 59 U

Reported in µg/kg (ppb)

Semivolatile Surrogate Recovery

d5-Nitrobenzene	57.4%	2-Fluorobiphenyl	65.0%
d14-p-Terphenyl	46.7%	d4-1,2-Dichlorobenzene	50.9%
d5-Phenol	59.6%	2-Fluorophenol	55.6%
2,4,6-Tribromophenol	63.3%	d4-2-Chlorophenol	56.0%

ORGANICS ANALYSIS DATA SHEET
PSDDA Semivolatiles by SW8270D GC/MS
 Page 1 of 1

Sample ID: 3SED2-C
DILUTION

Lab Sample ID: PB35J
 LIMS ID: 09-12726
 Matrix: Sediment
 Data Release Authorized: *[Signature]*
 Reported: 06/17/09

QC Report No: PB35-ENVIROMENTAL SCIENCE CORP.
 Project: JELD-WEN NORD DOOR
 NA
 Date Sampled: 06/03/09
 Date Received: 06/03/09

Date Extracted: 06/08/09
 Date Analyzed: 06/16/09 20:41
 Instrument/Analyst: NT6/LJR
 GPC Cleanup: Yes

Sample Amount: 25.3 g-dry-wt
 Final Extract Volume: 0.5 mL
 Dilution Factor: 20.0
 Percent Moisture: 35.9%

CAS Number	Analyte	RL	Result
108-95-2	Phenol	400	< 400 U
541-73-1	1,3-Dichlorobenzene	400	< 400 U
106-46-7	1,4-Dichlorobenzene	400	< 400 U
100-51-6	Benzyl Alcohol	400	< 400 U
95-50-1	1,2-Dichlorobenzene	400	< 400 U
95-48-7	2-Methylphenol	400	< 400 U
106-44-5	4-Methylphenol	400	< 400 U
67-72-1	Hexachloroethane	400	< 400 U
105-67-9	2,4-Dimethylphenol	400	< 400 U
65-85-0	Benzoic Acid	4,000	< 4,000 U
120-82-1	1,2,4-Trichlorobenzene	400	< 400 U
91-20-3	Naphthalene	400	< 400 U
87-68-3	Hexachlorobutadiene	400	< 400 U
91-57-6	2-Methylnaphthalene	400	< 400 U
131-11-3	Dimethylphthalate	400	< 400 U
208-96-8	Acenaphthylene	400	< 400 U
83-32-9	Acenaphthene	400	< 400 U
132-64-9	Dibenzofuran	400	< 400 U
84-66-2	Diethylphthalate	400	< 400 U
86-73-7	Fluorene	400	< 400 U
86-30-6	N-Nitrosodiphenylamine	400	< 400 U
118-74-1	Hexachlorobenzene	400	< 400 U
87-86-5	Pentachlorophenol	2,000	< 2,000 U
85-01-8	Phenanthrene	400	< 400 U
120-12-7	Anthracene	400	< 400 U
84-74-2	Di-n-Butylphthalate	400	< 400 U
206-44-0	Fluoranthene	400	< 400 U
129-00-0	Pyrene	400	< 400 U
85-68-7	Butylbenzylphthalate	400	< 400 U
56-55-3	Benzo(a)anthracene	400	< 400 U
117-81-7	bis(2-Ethylhexyl)phthalate	400	870
218-01-9	Chrysene	400	< 400 U
117-84-0	Di-n-Octyl phthalate	400	< 400 U
205-99-2	Benzo(b)fluoranthene	400	< 400 U
207-08-9	Benzo(k)fluoranthene	400	< 400 U
50-32-8	Benzo(a)pyrene	400	< 400 U
193-39-5	Indeno(1,2,3-cd)pyrene	400	< 400 U
53-70-3	Dibenz(a,h)anthracene	400	< 400 U
191-24-2	Benzo(g,h,i)perylene	400	< 400 U
90-12-0	1-Methylnaphthalene	400	< 400 U


Reported in µg/kg (ppb)

Semivolatile Surrogate Recovery

d5-Nitrobenzene	64.0%	2-Fluorobiphenyl	51.2%
d14-p-Terphenyl	75.2%	d4-1,2-Dichlorobenzene	55.2%
d5-Phenol	48.5%	2-Fluorophenol	59.2%
2,4,6-Tribromophenol	60.3%	d4-2-Chlorophenol	54.4%

ORGANICS ANALYSIS DATA SHEET
PSDDA Semivolatiles by SW8270D GC/MS
 Page 1 of 1

Sample ID: 3SED11-A
SAMPLE

Lab Sample ID: PB35K
 LIMS ID: 09-12727
 Matrix: Sediment
 Data Release Authorized: 
 Reported: 06/17/09

QC Report No: PB35-ENVIROMENTAL SCIENCE CORP.
 Project: JELD-WEN NORD DOOR
 NA
 Date Sampled: 06/03/09
 Date Received: 06/03/09

Date Extracted: 06/08/09
 Date Analyzed: 06/15/09 19:33
 Instrument/Analyst: NT6/LJR
 GPC Cleanup: Yes

Sample Amount: 25.5 g-dry-wt
 Final Extract Volume: 0.5 mL
 Dilution Factor: 1.00
 Percent Moisture: 31.6%

CAS Number	Analyte	RL	Result
108-95-2	Phenol	20	14 J
541-73-1	1,3-Dichlorobenzene	20	< 20 U
106-46-7	1,4-Dichlorobenzene	20	< 20 U
100-51-6	Benzyl Alcohol	20	< 20 U
95-50-1	1,2-Dichlorobenzene	20	< 20 U
95-48-7	2-Methylphenol	20	< 20 U
106-44-5	4-Methylphenol	20	< 20 U
67-72-1	Hexachloroethane	20	< 20 U
105-67-9	2,4-Dimethylphenol	20	< 20 U
65-85-0	Benzoic Acid	200	< 200 U
120-82-1	1,2,4-Trichlorobenzene	20	< 20 U
91-20-3	Naphthalene	20	< 20 U
87-68-3	Hexachlorobutadiene	20	< 20 U
91-57-6	2-Methylnaphthalene	20	< 20 U
131-11-3	Dimethylphthalate	20	< 20 U
208-96-8	Acenaphthylene	20	< 20 U
83-32-9	Acenaphthene	20	< 20 U
132-64-9	Dibenzofuran	20	< 20 U
84-66-2	Diethylphthalate	20	< 20 U
86-73-7	Fluorene	20	< 20 U
86-30-6	N-Nitrosodiphenylamine	20	< 20 U
118-74-1	Hexachlorobenzene	20	< 20 U
87-86-5	Pentachlorophenol	98	< 98 U
85-01-8	Phenanthrene	20	< 20 U
120-12-7	Anthracene	20	< 20 U
84-74-2	Di-n-Butylphthalate	20	< 20 U
206-44-0	Fluoranthene	20	18 J
129-00-0	Pyrene	20	13 J
85-68-7	Butylbenzylphthalate	20	< 20 U
56-55-3	Benzo(a)anthracene	20	< 20 U
117-81-7	bis(2-Ethylhexyl)phthalate	20	12 J
218-01-9	Chrysene	20	16 J
117-84-0	Di-n-Octyl phthalate	20	< 20 U
205-99-2	Benzo(b)fluoranthene	20	< 20 U
207-08-9	Benzo(k)fluoranthene	20	< 20 U
50-32-8	Benzo(a)pyrene	20	< 20 U
193-39-5	Indeno(1,2,3-cd)pyrene	20	< 20 U
53-70-3	Dibenz(a,h)anthracene	20	< 20 U
191-24-2	Benzo(g,h,i)perylene	20	< 20 U
90-12-0	1-Methylnaphthalene	20	< 20 U


Reported in µg/kg (ppb)

Semivolatile Surrogate Recovery

d5-Nitrobenzene	58.8%	2-Fluorobiphenyl	65.2%
d14-p-Terphenyl	57.2%	d4-1,2-Dichlorobenzene	54.8%
d5-Phenol	60.3%	2-Fluorophenol	59.7%
2,4,6-Tribromophenol	72.0%	d4-2-Chlorophenol	60.5%

ORGANICS ANALYSIS DATA SHEET
PSDDA Semivolatiles by SW8270D GC/MS
 Page 1 of 1

Sample ID: 3SED11-B
SAMPLE

Lab Sample ID: PB35M
 LIMS ID: 09-12729
 Matrix: Sediment
 Data Release Authorized: 
 Reported: 06/17/09

QC Report No: PB35-ENVIRONMENTAL SCIENCE CORP.
 Project: JELD-WEN NORD DOOR
 NA
 Date Sampled: 06/03/09
 Date Received: 06/03/09

Date Extracted: 06/08/09
 Date Analyzed: 06/15/09 20:06
 Instrument/Analyst: NT6/LJR
 GPC Cleanup: Yes

Sample Amount: 25.5 g-dry-wt
 Final Extract Volume: 0.5 mL
 Dilution Factor: 1.00
 Percent Moisture: 36.6%

CAS Number	Analyte	RL	Result
108-95-2	Phenol	20	< 20 U
541-73-1	1,3-Dichlorobenzene	20	< 20 U
106-46-7	1,4-Dichlorobenzene	20	< 20 U
100-51-6	Benzyl Alcohol	20	< 20 U
95-50-1	1,2-Dichlorobenzene	20	< 20 U
95-48-7	2-Methylphenol	20	< 20 U
106-44-5	4-Methylphenol	20	< 20 U
67-72-1	Hexachloroethane	20	< 20 U
105-67-9	2,4-Dimethylphenol	20	< 20 U
65-85-0	Benzoic Acid	200	< 200 U
120-82-1	1,2,4-Trichlorobenzene	20	< 20 U
91-20-3	Naphthalene	20	< 20 U
87-68-3	Hexachlorobutadiene	20	< 20 U
91-57-6	2-Methylnaphthalene	20	< 20 U
131-11-3	Dimethylphthalate	20	< 20 U
208-96-8	Acenaphthylene	20	< 20 U
83-32-9	Acenaphthene	20	< 20 U
132-64-9	Dibenzofuran	20	< 20 U
84-66-2	Diethylphthalate	20	< 20 U
86-73-7	Fluorene	20	< 20 U
86-30-6	N-Nitrosodiphenylamine	20	< 20 U
118-74-1	Hexachlorobenzene	20	< 20 U
87-86-5	Pentachlorophenol	98	< 98 U
85-01-8	Phenanthrene	20	22
120-12-7	Anthracene	20	< 20 U
84-74-2	Di-n-Butylphthalate	20	< 20 U
206-44-0	Fluoranthene	20	53
129-00-0	Pyrene	20	33
85-68-7	Butylbenzylphthalate	20	< 20 U
56-55-3	Benzo (a) anthracene	20	19 J
117-81-7	bis (2-Ethylhexyl) phthalate	20	15 J
218-01-9	Chrysene	20	31
117-84-0	Di-n-Octyl phthalate	20	< 20 U
205-99-2	Benzo (b) fluoranthene	20	21
207-08-9	Benzo (k) fluoranthene	20	21
50-32-8	Benzo (a) pyrene	20	21
193-39-5	Indeno (1,2,3-cd) pyrene	20	11 J
53-70-3	Dibenz (a, h) anthracene	20	< 20 U
191-24-2	Benzo (g, h, i) perylene	20	12 J
90-12-0	1-Methylnaphthalene	20	< 20 U

Reported in µg/kg (ppb)

Semivolatile Surrogate Recovery

d5-Nitrobenzene	58.8%	2-Fluorobiphenyl	66.0%
d14-p-Terphenyl	58.0%	d4-1,2-Dichlorobenzene	53.6%
d5-Phenol	60.0%	2-Fluorophenol	58.4%
2,4,6-Tribromophenol	71.5%	d4-2-Chlorophenol	59.7%

ORGANICS ANALYSIS DATA SHEET
PSDDA Semivolatiles by SW8270D GC/MS
 Page 1 of 1

Sample ID: 3SED12-A
SAMPLE

Lab Sample ID: PB350
 LIMS ID: 09-12731
 Matrix: Sediment
 Data Release Authorized: *[Signature]*
 Reported: 06/17/09

QC Report No: PB35-ENVIROMENTAL SCIENCE CORP.
 Project: JELD-WEN NORD DOOR
 NA
 Date Sampled: 06/03/09
 Date Received: 06/03/09

Date Extracted: 06/08/09
 Date Analyzed: 06/15/09 20:38
 Instrument/Analyst: NT6/LJR
 GPC Cleanup: Yes

Sample Amount: 25.2 g-dry-wt
 Final Extract Volume: 0.5 mL
 Dilution Factor: 1.00
 Percent Moisture: 34.0%

CAS Number	Analyte	RL	Result
108-95-2	Phenol	20	< 20 U
541-73-1	1,3-Dichlorobenzene	20	< 20 U
106-46-7	1,4-Dichlorobenzene	20	< 20 U
100-51-6	Benzyl Alcohol	20	< 20 U
95-50-1	1,2-Dichlorobenzene	20	< 20 U
95-48-7	2-Methylphenol	20	< 20 U
106-44-5	4-Methylphenol	20	< 20 U
67-72-1	Hexachloroethane	20	< 20 U
105-67-9	2,4-Dimethylphenol	20	< 20 U
65-85-0	Benzoic Acid	200	< 200 U
120-82-1	1,2,4-Trichlorobenzene	20	< 20 U
91-20-3	Naphthalene	20	< 20 U
87-68-3	Hexachlorobutadiene	20	< 20 U
91-57-6	2-Methylnaphthalene	20	< 20 U
131-11-3	Dimethylphthalate	20	< 20 U
208-96-8	Acenaphthylene	20	< 20 U
83-32-9	Acenaphthene	20	< 20 U
132-64-9	Dibenzofuran	20	< 20 U
84-66-2	Diethylphthalate	20	< 20 U
86-73-7	Fluorene	20	< 20 U
86-30-6	N-Nitrosodiphenylamine	20	< 20 U
118-74-1	Hexachlorobenzene	20	< 20 U
87-86-5	Pentachlorophenol	99	< 99 U
85-01-8	Phenanthrene	20	< 20 U
120-12-7	Anthracene	20	< 20 U
84-74-2	Di-n-Butylphthalate	20	< 20 U
206-44-0	Fluoranthene	20	15 J
129-00-0	Pyrene	20	11 J
85-68-7	Butylbenzylphthalate	20	< 20 U
56-55-3	Benzo(a)anthracene	20	< 20 U
117-81-7	bis(2-Ethylhexyl)phthalate	20	13 J
218-01-9	Chrysene	20	15 J
117-84-0	Di-n-Octyl phthalate	20	< 20 U
205-99-2	Benzo(b)fluoranthene	20	< 20 U
207-08-9	Benzo(k)fluoranthene	20	< 20 U
50-32-8	Benzo(a)pyrene	20	< 20 U
193-39-5	Indeno(1,2,3-cd)pyrene	20	< 20 U
53-70-3	Dibenz(a,h)anthracene	20	< 20 U
191-24-2	Benzo(g,h,i)perylene	20	< 20 U
90-12-0	1-Methylnaphthalene	20	< 20 U


Reported in µg/kg (ppb)

Semivolatile Surrogate Recovery

d5-Nitrobenzene	58.4%	2-Fluorobiphenyl	66.4%
d14-p-Terphenyl	60.0%	d4-1,2-Dichlorobenzene	51.2%
d5-Phenol	61.6%	2-Fluorophenol	58.1%
2,4,6-Tribromophenol	73.1%	d4-2-Chlorophenol	60.3%

ORGANICS ANALYSIS DATA SHEET
PSDDA Semivolatiles by SW8270D GC/MS
 Page 1 of 1

Sample ID: 3SED12-B
SAMPLE

Lab Sample ID: PB35Q
 LIMS ID: 09-12733
 Matrix: Sediment
 Data Release Authorized: 
 Reported: 06/17/09

QC Report No: PB35-ENVIROMENTAL SCIENCE CORP.
 Project: JELD-WEN NORD DOOR
 NA
 Date Sampled: 06/03/09
 Date Received: 06/03/09

Date Extracted: 06/08/09
 Date Analyzed: 06/15/09 21:11
 Instrument/Analyst: NT6/LJR
 GPC Cleanup: Yes

Sample Amount: 25.1 g-dry-wt
 Final Extract Volume: 0.5 mL
 Dilution Factor: 1.00
 Percent Moisture: 40.3%

CAS Number	Analyte	RL	Result
108-95-2	Phenol	20	< 20 U
541-73-1	1,3-Dichlorobenzene	20	< 20 U
106-46-7	1,4-Dichlorobenzene	20	< 20 U
100-51-6	Benzyl Alcohol	20	< 20 U
95-50-1	1,2-Dichlorobenzene	20	< 20 U
95-48-7	2-Methylphenol	20	< 20 U
106-44-5	4-Methylphenol	20	< 20 U
67-72-1	Hexachloroethane	20	< 20 U
105-67-9	2,4-Dimethylphenol	20	< 20 U
65-85-0	Benzoic Acid	200	< 200 U
120-82-1	1,2,4-Trichlorobenzene	20	< 20 U
91-20-3	Naphthalene	20	< 20 U
87-68-3	Hexachlorobutadiene	20	< 20 U
91-57-6	2-Methylnaphthalene	20	< 20 U
131-11-3	Dimethylphthalate	20	< 20 U
208-96-8	Acenaphthylene	20	< 20 U
83-32-9	Acenaphthene	20	< 20 U
132-64-9	Dibenzofuran	20	< 20 U
84-66-2	Diethylphthalate	20	< 20 U
86-73-7	Fluorene	20	< 20 U
86-30-6	N-Nitrosodiphenylamine	20	< 20 U
118-74-1	Hexachlorobenzene	20	< 20 U
87-86-5	Pentachlorophenol	99	< 99 U
85-01-8	Phenanthrene	20	< 20 U
120-12-7	Anthracene	20	< 20 U
84-74-2	Di-n-Butylphthalate	20	< 20 U
206-44-0	Fluoranthene	20	29
129-00-0	Pyrene	20	19 J
85-68-7	Butylbenzylphthalate	20	< 20 U
56-55-3	Benzo (a) anthracene	20	12 J
117-81-7	bis (2-Ethylhexyl)phthalate	20	13 J
218-01-9	Chrysene	20	23
117-84-0	Di-n-Octyl phthalate	20	< 20 U
205-99-2	Benzo (b) fluoranthene	20	14 J
207-08-9	Benzo (k) fluoranthene	20	14 J
50-32-8	Benzo (a) pyrene	20	12 J
193-39-5	Indeno (1,2,3-cd) pyrene	20	< 20 U
53-70-3	Dibenz (a,h) anthracene	20	< 20 U
191-24-2	Benzo (g,h,i) perylene	20	< 20 U
90-12-0	1-Methylnaphthalene	20	< 20 U

Reported in µg/kg (ppb)

Semivolatile Surrogate Recovery

d5-Nitrobenzene	54.8%	2-Fluorobiphenyl	61.2%
d14-p-Terphenyl	57.2%	d4-1,2-Dichlorobenzene	48.8%
d5-Phenol	57.3%	2-Fluorophenol	54.9%
2,4,6-Tribromophenol	68.8%	d4-2-Chlorophenol	56.3%

SW8270 SEMIVOLATILES SOIL/SEDIMENT SURROGATE RECOVERY SUMMARY

Matrix: Sediment

QC Report No: PB35-ENVIROMENTAL SCIENCE CORP.

Project: JELD-WEN NORD DOOR

Client ID	NBZ	FBP	TPH	DCB	PHL	2FP	TBP	2CP	TOT	OUT
3SED1-A	63.6%	71.5%	56.0%	53.9%	68.2%	64.4%	67.6%	67.6%		0
3SED1-B	79.4%	92.9%*	71.4%	71.6%	88.0%*	84.0%	88.0%	84.0%		2
3SED1-C	63.2%	72.1%	53.3%	51.2%	66.6%	63.7%	66.9%	66.1%		0
3SED1-C DL	66.0%	64.8%	72.8%	53.6%	55.2%	63.2%	58.7%	60.0%		0
3SED2-A	61.6%	69.8%	53.0%	55.1%	64.0%	59.6%	68.6%	61.8%		0
3SED2-A DL	66.4%	58.4%	79.2%	55.2%	54.1%	60.0%	64.5%	56.5%		0
3SED2-B	62.4%	70.6%	55.1%	55.1%	65.7%	62.3%	69.8%	62.2%		0
3SED2-C	57.4%	65.0%	46.7%	50.9%	59.6%	55.6%	63.3%	56.0%		0
3SED2-C DL	64.0%	51.2%	75.2%	55.2%	48.5%	59.2%	60.3%	54.4%		0
3SED11-A	58.8%	65.2%	57.2%	54.8%	60.3%	59.7%	72.0%	60.5%		0
3SED11-B	58.8%	66.0%	58.0%	53.6%	60.0%	58.4%	71.5%	59.7%		0
3SED12-A	58.4%	66.4%	60.0%	51.2%	61.6%	58.1%	73.1%	60.3%		0
MB-060809	51.6%	53.2%	66.8%	48.4%	56.3%	53.1%	57.1%	51.7%		0
LCS-060809	54.4%	57.2%	65.2%	53.2%	58.9%	55.2%	62.4%	55.7%		0
3SED12-B	54.8%	61.2%	57.2%	48.8%	57.3%	54.9%	68.8%	56.3%		0
3SED12-B MS	56.8%	62.0%	56.8%	54.0%	62.9%	56.8%	72.3%	59.2%		0
3SED12-B MSD	56.8%	61.6%	54.4%	50.8%	60.8%	55.5%	70.7%	58.4%		0

LCS/MB LIMITS

QC LIMITS

(NBZ) = d5-Nitrobenzene	(37-85)	(29-87)
(FBP) = 2-Fluorobiphenyl	(39-82)	(32-88)
(TPH) = d14-p-Terphenyl	(38-105)	(21-97)
(DCB) = d4-1,2-Dichlorobenzene	(33-79)	(25-82)
(PHL) = d5-Phenol	(40-85)	(29-85)
(2FP) = 2-Fluorophenol	(20-93)	(10-114)
(TBP) = 2,4,6-Tribromophenol	(40-96)	(25-103)
(2CP) = d4-2-Chlorophenol	(41-81)	(30-84)

Prep Method: SW3550B

Log Number Range: 09-12717 to 09-12733

ORGANICS ANALYSIS DATA SHEET
PSDDA Semivolatiles by SW8270D GC/MS
Page 1 of 1

Sample ID: 3SED12-B
MS/MSD

Lab Sample ID: PB35Q
LIMS ID: 09-12733
Matrix: Sediment
Data Release Authorized: *[Signature]*
Reported: 06/17/09

QC Report No: PB35-ENVIRONMENTAL SCIENCE CORP.
Project: JELD-WEN NORD DOOR

Date Sampled: 06/03/09
Date Received: 06/03/09

Date Extracted MS/MSD: 06/08/09
Date Analyzed MS: 06/15/09 21:44
MSD: 06/15/09 22:16
Instrument/Analyst MS: NT6/LJR
MSD: NT6/LJR
GPC Cleanup: YES


Sample Amount MS: 25.4 g-dry-wt
MSD: 25.2 g-dry-wt
Final Extract Volume MS: 0.5 mL
MSD: 0.5 mL
Dilution Factor MS: 1.00
MSD: 1.00
Percent Moisture: 40.3 %

Analyte	Sample	MS	Spike Added-MS	MS Recovery	MSD	Spike Added-MSD	MSD Recovery	RPD
Phenol	< 19.9	284	493	57.6%	290	496	58.5%	2.1%
1,3-Dichlorobenzene	< 19.9	267	493	54.2%	261	496	52.6%	2.3%
1,4-Dichlorobenzene	< 19.9	269	493	54.6%	270	496	54.4%	0.4%
Benzyl Alcohol	< 19.9	553	986	56.1%	552	992	55.6%	0.2%
1,2-Dichlorobenzene	< 19.9	267	493	54.2%	267	496	53.8%	0.0%
2-Methylphenol	< 19.9	288	493	58.4%	297	496	59.9%	3.1%
4-Methylphenol	< 19.9	628	986	63.7%	644	992	64.9%	2.5%
Hexachloroethane	< 19.9	249	493	50.5%	255	496	51.4%	2.4%
2,4-Dimethylphenol	< 19.9	297	493	60.2%	306	496	61.7%	3.0%
Benzoic Acid	< 199	662	1480	44.7%	843	1490	56.6%	24.1%
1,2,4-Trichlorobenzene	< 19.9	275	493	55.8%	281	496	56.7%	2.2%
Naphthalene	< 19.9	287	493	58.2%	296	496	59.7%	3.1%
Hexachlorobutadiene	< 19.9	298	493	60.4%	298	496	60.1%	0.0%
2-Methylnaphthalene	< 19.9	294	493	59.6%	295	496	59.5%	0.3%
Dimethylphthalate	< 19.9	336	493	68.2%	344	496	69.4%	2.4%
Acenaphthylene	< 19.9	326	493	66.1%	333	496	67.1%	2.1%
Acenaphthene	< 19.9	310	493	62.9%	320	496	64.5%	3.2%
Dibenzofuran	< 19.9	318	493	64.5%	327	496	65.9%	2.8%
Diethylphthalate	< 19.9	367	493	74.4%	377	496	76.0%	2.7%
Fluorene	< 19.9	337	493	68.4%	344	496	69.4%	2.1%
N-Nitrosodiphenylamine	< 19.9	340	493	69.0%	360	496	72.6%	5.7%
Hexachlorobenzene	< 19.9	334	493	67.7%	339	496	68.3%	1.5%
Pentachlorophenol	< 99.4	417	493	84.6%	420	496	84.7%	0.7%
Phenanthrene	< 19.9	365	493	74.0%	390	496	78.6%	6.6%
Anthracene	< 19.9	330	493	66.9%	341	496	68.8%	3.3%
Di-n-Butylphthalate	< 19.9	381	493	77.3%	383	496	77.2%	0.5%
Fluoranthene	28.6	456	493	86.7%	489	496	92.8%	7.0%
Pyrene	18.7	320	493	61.1%	333	496	63.4%	4.0%
Butylbenzylphthalate	< 19.9	313	493	63.5%	308	496	62.1%	1.6%
Benzo(a)anthracene	11.9	356	493	69.8%	361	496	70.4%	1.4%
bis(2-Ethylhexyl)phthalate	12.7	352	493	68.8%	367	496	71.4%	4.2%
Chrysene	22.7	382	493	72.9%	387	496	73.4%	1.3%
Di-n-Octyl phthalate	< 19.9	355	493	72.0%	358	496	72.2%	0.8%
Benzo(b)fluoranthene	14.1	409	493	80.1%	412	496	80.2%	0.7%
Benzo(k)fluoranthene	14.1	365	493	71.2%	374	496	72.6%	2.4%
Benzo(a)pyrene	12.3	341	493	66.7%	348	496	67.7%	2.0%
Indeno(1,2,3-cd)pyrene	< 19.9	327	493	66.3%	329	496	66.3%	0.6%
Dibenz(a,h)anthracene	< 19.9	345	493	70.0%	346	496	69.8%	0.3%
Benzo(g,h,i)perylene	< 19.9	296	493	60.0%	300	496	60.5%	1.3%
1-Methylnaphthalene	< 19.9	309	493	62.7%	321	496	64.7%	3.8%

Results reported in µg/kg
RPD calculated using sample concentrations per SW846.

ORGANICS ANALYSIS DATA SHEET
PSDDA Semivolatiles by SW8270D GC/MS
 Page 1 of 1

Sample ID: 3SED12-B
MATRIX SPIKE

Lab Sample ID: PB35Q
 LIMS ID: 09-12733
 Matrix: Sediment
 Data Release Authorized: 
 Reported: 06/17/09

QC Report No: PB35-ENVIRONMENTAL SCIENCE CORP.
 Project: JELD-WEN NORD DOOR
 NA
 Date Sampled: 06/03/09
 Date Received: 06/03/09

Date Extracted: 06/08/09
 Date Analyzed: 06/15/09 21:44
 Instrument/Analyst: NT6/LJR
 GPC Cleanup: Yes

Sample Amount: 25.4 g-dry-wt
 Final Extract Volume: 0.5 mL
 Dilution Factor: 1.00
 Percent Moisture: 40.3%

CAS Number	Analyte	RL	Result
108-95-2	Phenol	20	---
541-73-1	1,3-Dichlorobenzene	20	---
106-46-7	1,4-Dichlorobenzene	20	---
100-51-6	Benzyl Alcohol	20	---
95-50-1	1,2-Dichlorobenzene	20	---
95-48-7	2-Methylphenol	20	---
106-44-5	4-Methylphenol	20	---
67-72-1	Hexachloroethane	20	---
105-67-9	2,4-Dimethylphenol	20	---
65-85-0	Benzoic Acid	200	---
120-82-1	1,2,4-Trichlorobenzene	20	---
91-20-3	Naphthalene	20	---
87-68-3	Hexachlorobutadiene	20	---
91-57-6	2-Methylnaphthalene	20	---
131-11-3	Dimethylphthalate	20	---
208-96-8	Acenaphthylene	20	---
83-32-9	Acenaphthene	20	---
132-64-9	Dibenzofuran	20	---
84-66-2	Diethylphthalate	20	---
86-73-7	Fluorene	20	---
86-30-6	N-Nitrosodiphenylamine	20	---
118-74-1	Hexachlorobenzene	20	---
87-86-5	Pentachlorophenol	99	---
85-01-8	Phenanthrene	20	---
120-12-7	Anthracene	20	---
84-74-2	Di-n-Butylphthalate	20	---
206-44-0	Fluoranthene	20	---
129-00-0	Pyrene	20	---
85-68-7	Butylbenzylphthalate	20	---
56-55-3	Benzo(a)anthracene	20	---
117-81-7	bis(2-Ethylhexyl)phthalate	20	---
218-01-9	Chrysene	20	---
117-84-0	Di-n-Octyl phthalate	20	---
205-99-2	Benzo(b)fluoranthene	20	---
207-08-9	Benzo(k)fluoranthene	20	---
50-32-8	Benzo(a)pyrene	20	---
193-39-5	Indeno(1,2,3-cd)pyrene	20	---
53-70-3	Dibenz(a,h)anthracene	20	---
191-24-2	Benzo(g,h,i)perylene	20	---
90-12-0	1-Methylnaphthalene	20	---

Reported in $\mu\text{g}/\text{kg}$ (ppb)

Semivolatile Surrogate Recovery

d5-Nitrobenzene	56.8%	2-Fluorobiphenyl	62.0%
d14-p-Terphenyl	56.8%	d4-1,2-Dichlorobenzene	54.0%
d5-Phenol	62.9%	2-Fluorophenol	56.8%
2,4,6-Tribromophenol	72.3%	d4-2-Chlorophenol	59.2%

ORGANICS ANALYSIS DATA SHEET
PSDDA Semivolatiles by SW8270D GC/MS
 Page 1 of 1

Sample ID: 3SED12-B
MATRIX SPIKE DUPLICATE

Lab Sample ID: PB35Q
 LIMS ID: 09-12733
 Matrix: Sediment
 Data Release Authorized: *[Signature]*
 Reported: 06/17/09

QC Report No: PB35-ENVIRONMENTAL SCIENCE CORP.
 Project: JELD-WEN NORD DOOR
 NA
 Date Sampled: 06/03/09
 Date Received: 06/03/09

Date Extracted: 06/08/09
 Date Analyzed: 06/15/09 22:16
 Instrument/Analyst: NT6/LJR
 GPC Cleanup: Yes

Sample Amount: 25.2 g-dry-wt
 Final Extract Volume: 0.5 mL
 Dilution Factor: 1.00
 Percent Moisture: 40.3%

CAS Number	Analyte	RL	Result
108-95-2	Phenol	20	---
541-73-1	1,3-Dichlorobenzene	20	---
106-46-7	1,4-Dichlorobenzene	20	---
100-51-6	Benzyl Alcohol	20	---
95-50-1	1,2-Dichlorobenzene	20	---
95-48-7	2-Methylphenol	20	---
106-44-5	4-Methylphenol	20	---
67-72-1	Hexachloroethane	20	---
105-67-9	2,4-Dimethylphenol	20	---
65-85-0	Benzoic Acid	200	---
120-82-1	1,2,4-Trichlorobenzene	20	---
91-20-3	Naphthalene	20	---
87-68-3	Hexachlorobutadiene	20	---
91-57-6	2-Methylnaphthalene	20	---
131-11-3	Dimethylphthalate	20	---
208-96-8	Acenaphthylene	20	---
83-32-9	Acenaphthene	20	---
132-64-9	Dibenzofuran	20	---
84-66-2	Diethylphthalate	20	---
86-73-7	Fluorene	20	---
86-30-6	N-Nitrosodiphenylamine	20	---
118-74-1	Hexachlorobenzene	20	---
87-86-5	Pentachlorophenol	99	---
85-01-8	Phenanthrene	20	---
120-12-7	Anthracene	20	---
84-74-2	Di-n-Butylphthalate	20	---
206-44-0	Fluoranthene	20	---
129-00-0	Pyrene	20	---
85-68-7	Butylbenzylphthalate	20	---
56-55-3	Benzo(a)anthracene	20	---
117-81-7	bis(2-Ethylhexyl)phthalate	20	---
218-01-9	Chrysene	20	---
117-84-0	Di-n-Octyl phthalate	20	---
205-99-2	Benzo(b)fluoranthene	20	---
207-08-9	Benzo(k)fluoranthene	20	---
50-32-8	Benzo(a)pyrene	20	---
193-39-5	Indeno(1,2,3-cd)pyrene	20	---
53-70-3	Dibenz(a,h)anthracene	20	---
191-24-2	Benzo(g,h,i)perylene	20	---
90-12-0	1-Methylnaphthalene	20	---

Reported in $\mu\text{g}/\text{kg}$ (ppb)

Semivolatile Surrogate Recovery

d5-Nitrobenzene	56.8%	2-Fluorobiphenyl	61.6%
d14-p-Terphenyl	54.4%	d4-1,2-Dichlorobenzene	50.8%
d5-Phenol	60.8%	2-Fluorophenol	55.5%
2,4,6-Tribromophenol	70.7%	d4-2-Chlorophenol	58.4%

ORGANICS ANALYSIS DATA SHEET
PSDDA Semivolatiles by SW8270D GC/MS
 Page 1 of 2

Sample ID: LCS-060809
 LAB CONTROL

Lab Sample ID: LCS-060809
 LIMS ID: 09-12733
 Matrix: Sediment
 Data Release Authorized: *AB*
 Reported: 06/17/09

QC Report No: PB35-ENVIRONMENTAL SCIENCE CORP.
 Project: JELD-WEN NORD DOOR

Date Sampled: 06/03/09
 Date Received: 06/03/09

Date Extracted: 06/08/09
 Date Analyzed: 06/15/09 15:44
 Instrument/Analyst: NT6/LJR
 GPC Cleanup: YES

Sample Amount: 25.0 g
 Final Extract Volume: 0.5 mL
 Dilution Factor: 1.00
 Percent Moisture: NA

Analyte	Lab Control	Spike Added	Recovery
Phenol	296	500	59.2%
1,3-Dichlorobenzene	261	500	52.2%
1,4-Dichlorobenzene	265	500	53.0%
Benzyl Alcohol	537	1000	53.7%
1,2-Dichlorobenzene	265	500	53.0%
2-Methylphenol	276	500	55.2%
4-Methylphenol	588	1000	58.8%
Hexachloroethane	259	500	51.8%
2,4-Dimethylphenol	224	500	44.8%
Benzoic Acid	980	1500	65.3%
1,2,4-Trichlorobenzene	264	500	52.8%
Naphthalene	275	500	55.0%
Hexachlorobutadiene	275	500	55.0%
2-Methylnaphthalene	277	500	55.4%
Dimethylphthalate	299	500	59.8%
Acenaphthylene	301	500	60.2%
Acenaphthene	281	500	56.2%
Dibenzofuran	295	500	59.0%
Diethylphthalate	366	500	73.2%
Fluorene	302	500	60.4%
N-Nitrosodiphenylamine	315	500	63.0%
Hexachlorobenzene	308	500	61.6%
Pentachlorophenol	327	500	65.4%
Phenanthrene	322	500	64.4%
Anthracene	295	500	59.0%
Di-n-Butylphthalate	345	500	69.0%
Fluoranthene	339	500	67.8%
Pyrene	328	500	65.6%
Butylbenzylphthalate	337	500	67.4%
Benzo(a)anthracene	313	500	62.6%
bis(2-Ethylhexyl)phthalate	345	500	69.0%
Chrysene	328	500	65.6%
Di-n-Octyl phthalate	319	500	63.8%
Benzo(b)fluoranthene	331	500	66.2%
Benzo(k)fluoranthene	336	500	67.2%
Benzo(a)pyrene	294	500	58.8%
Indeno(1,2,3-cd)pyrene	357	500	71.4%

ORGANICS ANALYSIS DATA SHEET
PSDDA Semivolatiles by SW8270D GC/MS
 Page 2 of 2

Sample ID: LCS-060809
 LAB CONTROL

Lab Sample ID: LCS-060809
 LIMS ID: 09-12733
 Matrix: Sediment
 Date Analyzed: 06/15/09 15:44

QC Report No: PB35-ENVIROMENTAL SCIENCE CORP.
 Project: JELD-WEN NORD DOOR

Analyte	Lab Control	Spike Added	Recovery
Dibenz (a, h) anthracene	370	500	74.0%
Benzo (g, h, i) perylene	363	500	72.6%
1-Methylnaphthalene	303	500	60.6%

Semivolatile Surrogate Recovery

d5-Nitrobenzene	54.4%
2-Fluorobiphenyl	57.2%
d14-p-Terphenyl	65.2%
d4-1,2-Dichlorobenzene	53.2%
d5-Phenol	58.9%
2-Fluorophenol	55.2%
2,4,6-Tribromophenol	62.4%
d4-2-Chlorophenol	55.7%

Results reported in $\mu\text{g}/\text{kg}$

4B
SEMIVOLATILE METHOD BLANK SUMMARY

BLANK NO.

PB35MBS1

Lab Name: ANALYTICAL RESOURCES, INC

Client: ESC

ARI Job No: PB35

Project: JELD-WEN NORD DOOR

Lab File ID: PB35MB

Date Extracted: 06/08/09

Instrument ID: NT6

Date Analyzed: 06/15/09

Matrix: SOLID

Time Analyzed: 1511

THIS METHOD BLANK APPLIES TO THE FOLLOWING SAMPLES, MS and MSD:

CLIENT SAMPLE NO.	LAB SAMPLE ID	LAB FILE ID	DATE ANALYZED	
01	PB35LCSS1	PB35LCSS1	PB35SB	06/15/09
02	3SED1-A	PB35A	PB35A	06/15/09
03	3SED1-B	PB35C	PB35C	06/15/09
04	3SED1-C	PB35E	PB35E	06/15/09
05	3SED2-A	PB35G	PB35G	06/15/09
06	3SED2-B	PB35I	PB35I	06/15/09
07	3SED2-C	PB35J	PB35J	06/15/09
08	3SED11-A	PB35K	PB35K	06/15/09
09	3SED11-B	PB35M	PB35M	06/15/09
10	3SED12-A	PB35O	PB35O	06/15/09
11	3SED12-B	PB35Q	PB35Q	06/15/09
12	3SED12-B MS	PB35QMS	PB35QMS	06/15/09
13	3SED12-B MSD	PB35QMSD	PB35QMD	06/15/09
14	3SED1-C	PB35E	PB35EDL	06/16/09
15	3SED2-A	PB35G	PB35GDL	06/16/09
16	3SED2-C	PB35J	PB35JDL	06/16/09
17				
18				
19				
20				
21				
22				
23				
24				
25				
26				
27				
28				
29				
30				

COMMENTS:

ORGANICS ANALYSIS DATA SHEET
PSDDA Semivolatiles by SW8270D GC/MS
 Page 1 of 1

Sample ID: MB-060809
METHOD BLANK

Lab Sample ID: MB-060809
 LIMS ID: 09-12733
 Matrix: Sediment
 Data Release Authorized: *AB*
 Reported: 06/17/09

QC Report No: PB35-ENVIROMENTAL SCIENCE CORP.
 Project: JELD-WEN NORD DOOR
 NA
 Date Sampled: NA
 Date Received: NA

Date Extracted: 06/08/09
 Date Analyzed: 06/15/09 15:11
 Instrument/Analyst: NT6/LJR
 GPC Cleanup: Yes

Sample Amount: 25.0 g
 Final Extract Volume: 0.5 mL
 Dilution Factor: 1.00
 Percent Moisture: NA

CAS Number	Analyte	RL	Result
108-95-2	Phenol	20	< 20 U
541-73-1	1,3-Dichlorobenzene	20	< 20 U
106-46-7	1,4-Dichlorobenzene	20	< 20 U
100-51-6	Benzyl Alcohol	20	< 20 U
95-50-1	1,2-Dichlorobenzene	20	< 20 U
95-48-7	2-Methylphenol	20	< 20 U
106-44-5	4-Methylphenol	20	< 20 U
67-72-1	Hexachloroethane	20	< 20 U
105-67-9	2,4-Dimethylphenol	20	< 20 U
65-85-0	Benzoic Acid	200	< 200 U
120-82-1	1,2,4-Trichlorobenzene	20	< 20 U
91-20-3	Naphthalene	20	< 20 U
87-68-3	Hexachlorobutadiene	20	< 20 U
91-57-6	2-Methylnaphthalene	20	< 20 U
131-11-3	Dimethylphthalate	20	< 20 U
208-96-8	Acenaphthylene	20	< 20 U
83-32-9	Acenaphthene	20	< 20 U
132-64-9	Dibenzofuran	20	< 20 U
84-66-2	Diethylphthalate	20	25
86-73-7	Fluorene	20	< 20 U
86-30-6	N-Nitrosodiphenylamine	20	< 20 U
118-74-1	Hexachlorobenzene	20	< 20 U
87-86-5	Pentachlorophenol	100	< 100 U
85-01-8	Phenanthrene	20	< 20 U
120-12-7	Anthracene	20	< 20 U
84-74-2	Di-n-Butylphthalate	20	< 20 U
206-44-0	Fluoranthene	20	< 20 U
129-00-0	Pyrene	20	< 20 U
85-68-7	Butylbenzylphthalate	20	< 20 U
56-55-3	Benzo(a)anthracene	20	< 20 U
117-81-7	bis(2-Ethylhexyl)phthalate	20	< 20 U
218-01-9	Chrysene	20	< 20 U
117-84-0	Di-n-Octyl phthalate	20	< 20 U
205-99-2	Benzo(b)fluoranthene	20	< 20 U
207-08-9	Benzo(k)fluoranthene	20	< 20 U
50-32-8	Benzo(a)pyrene	20	< 20 U
193-39-5	Indeno(1,2,3-cd)pyrene	20	< 20 U
53-70-3	Dibenz(a,h)anthracene	20	< 20 U
191-24-2	Benzo(g,h,i)perylene	20	< 20 U
90-12-0	1-Methylnaphthalene	20	< 20 U

Reported in µg/kg (ppb)

Semivolatile Surrogate Recovery

d5-Nitrobenzene	51.6%	2-Fluorobiphenyl	53.2%
d14-p-Terphenyl	66.8%	d4-1,2-Dichlorobenzene	48.4%
d5-Phenol	56.3%	2-Fluorophenol	53.1%
2,4,6-Tribromophenol	57.1%	d4-2-Chlorophenol	51.7%

SIM SEMIVOLATILE ANALYSIS

ORGANICS ANALYSIS DATA SHEET

Semivolatiles by Selected Ion Monitoring GC/MS
Page 1 of 1

Sample ID: 3SED1-A
SAMPLE

Lab Sample ID: PB35A
LIMS ID: 09-12717
Matrix: Sediment
Data Release Authorized:
Reported: 06/17/09

QC Report No: PB35-ENVIRONMENTAL SCIENCE CORP.
Project: JELD-WEN NORD DOOR
Event: NA
Date Sampled: 06/03/09
Date Received: 06/03/09

Date Extracted: 06/08/09
Date Analyzed: 06/13/09 15:51
Instrument/Analyst: NT2/PK
GPC Cleanup: Yes
Silica Gel Cleanup: No
Alumina Cleanup: No

Sample Amount: 16.4 g-dry-wt
Final Extract Volume: 1.0 mL
Dilution Factor: 3.00
Percent Moisture: 37.1%

CAS Number	Analyte	RL	Result
53-70-3	Dibenz(a,h)anthracene	18	< 18 U
106-46-7	1,4-Dichlorobenzene	18	< 18 U
120-82-1	1,2,4-Trichlorobenzene	18	< 18 U
118-74-1	Hexachlorobenzene	18	< 18 U
87-68-3	Hexachlorobutadiene	18	< 18 U
131-11-3	Dimethylphthalate	46	< 46 U
85-68-7	Butylbenzylphthalate	46	< 46 U
95-48-7	2-Methylphenol	18	< 18 U
105-67-9	2,4-Dimethylphenol	18	< 18 U
86-30-6	N-Nitrosodiphenylamine	18	< 18 U
100-51-6	Benzyl Alcohol	92	< 92 U
87-86-5	Pentachlorophenol	92	< 92 U
95-50-1	1,2-Dichlorobenzene	18	< 18 U
541-73-1	1,3-Dichlorobenzene	18	< 18 U

Reported in $\mu\text{g}/\text{kg}$ (ppb)

SIM Semivolatile Surrogate Recovery

2-Fluorobiphenyl	69.6%	d5-Phenol	56.0%
2-Fluorophenol	55.2%	d4-2-Chlorophenol	64.8%
d4-1,2-Dichlorobenzene	58.8%	d5-Nitrobenzene	61.2%
2,4,6-Tribromophenol	80.0%	d14-p-Terphenyl	85.2%

ORGANICS ANALYSIS DATA SHEET

Semivolatiles by Selected Ion Monitoring GC/MS

Sample ID: 3SED1-B

Page 1 of 1

SAMPLE

Lab Sample ID: PB35C


QC Report No: PB35-ENVIROMENTAL SCIENCE CORP.

LIMS ID: 09-12719

Project: JELD-WEN NORD DOOR

Matrix: Sediment

Event: NA

Data Release Authorized: 

Date Sampled: 06/03/09

Reported: 06/17/09

Date Received: 06/03/09

Date Extracted: 06/08/09

Sample Amount: 16.6 g-dry-wt

Date Analyzed: 06/13/09 16:26

Final Extract Volume: 1.0 mL

Instrument/Analyst: NT2/PK

Dilution Factor: 3.00

GPC Cleanup: Yes

Percent Moisture: 43.3%

Silica Gel Cleanup: No

Alumina Cleanup: No

CAS Number	Analyte	RL	Result
53-70-3	Dibenz (a,h) anthracene	18	< 18 U
106-46-7	1,4-Dichlorobenzene	18	< 18 U
120-82-1	1,2,4-Trichlorobenzene	18	< 18 U
118-74-1	Hexachlorobenzene	18	< 18 U
87-68-3	Hexachlorobutadiene	18	< 18 U
131-11-3	Dimethylphthalate	45	< 45 U
85-68-7	Butylbenzylphthalate	45	< 45 U
95-48-7	2-Methylphenol	18	< 18 U
105-67-9	2,4-Dimethylphenol	18	< 18 U
86-30-6	N-Nitrosodiphenylamine	18	< 18 U
100-51-6	Benzyl Alcohol	90	< 90 U
87-86-5	Pentachlorophenol	90	< 90 U
95-50-1	1,2-Dichlorobenzene	18	< 18 U
541-73-1	1,3-Dichlorobenzene	18	< 18 U

Reported in $\mu\text{g}/\text{kg}$ (ppb)

SIM Semivolatile Surrogate Recovery

2-Fluorobiphenyl	69.6%	d5-Phenol	58.4%
2-Fluorophenol	60.0%	d4-2-Chlorophenol	70.4%
d4-1,2-Dichlorobenzene	58.8%	d5-Nitrobenzene	64.8%
2,4,6-Tribromophenol	83.2%	d14-p-Terphenyl	82.8%

ORGANICS ANALYSIS DATA SHEET

Semivolatiles by Selected Ion Monitoring GC/MS
Page 1 of 1

Sample ID: 3SED1-C
SAMPLE

Lab Sample ID: PB35E
LIMS ID: 09-12721
Matrix: Sediment
Data Release Authorized:
Reported: 06/17/09

QC Report No: PB35-ENVIRONMENTAL SCIENCE CORP.
Project: JELD-WEN NORD DOOR
Event: NA
Date Sampled: 06/03/09
Date Received: 06/03/09

Date Extracted: 06/08/09
Date Analyzed: 06/15/09 14:39
Instrument/Analyst: NT2/PK
GPC Cleanup: Yes
Silica Gel Cleanup: No
Alumina Cleanup: No

Sample Amount: 16.6 g-dry-wt
Final Extract Volume: 1.0 mL
Dilution Factor: 3.00
Percent Moisture: 46.8%

CAS Number	Analyte	RL	Result
53-70-3	Dibenz(a,h)anthracene	18	< 18 U
106-46-7	1,4-Dichlorobenzene	18	< 18 U
120-82-1	1,2,4-Trichlorobenzene	18	< 18 U
118-74-1	Hexachlorobenzene	18	< 18 U
87-68-3	Hexachlorobutadiene	18	< 18 U
131-11-3	Dimethylphthalate	45	< 45 U
85-68-7	Butylbenzylphthalate	45	< 45 U
95-48-7	2-Methylphenol	18	< 18 U
105-67-9	2,4-Dimethylphenol	18	< 18 U
86-30-6	N-Nitrosodiphenylamine	18	< 18 U
100-51-6	Benzyl Alcohol	90	< 90 U
87-86-5	Pentachlorophenol	90	< 90 U
95-50-1	1,2-Dichlorobenzene	18	< 18 U
541-73-1	1,3-Dichlorobenzene	18	< 18 U

Reported in $\mu\text{g}/\text{kg}$ (ppb)


SIM Semivolatile Surrogate Recovery

2-Fluorobiphenyl	78.0%	d5-Phenol	65.6%
2-Fluorophenol	65.6%	d4-2-Chlorophenol	73.6%
d4-1,2-Dichlorobenzene	61.2%	d5-Nitrobenzene	72.0%
2,4,6-Tribromophenol	79.2%	d14-p-Terphenyl	93.6%

ORGANICS ANALYSIS DATA SHEET

Semivolatiles by Selected Ion Monitoring GC/MS
Page 1 of 1

Sample ID: 3SED2-A
SAMPLE

Lab Sample ID: PB35G
LIMS ID: 09-12723
Matrix: Sediment
Data Release Authorized: 
Reported: 06/17/09

QC Report No: PB35-ENVIROMENTAL SCIENCE CORP.
Project: JELD-WEN NORD DOOR
Event: NA
Date Sampled: 06/03/09
Date Received: 06/03/09

Date Extracted: 06/08/09
Date Analyzed: 06/15/09 15:13
Instrument/Analyst: NT2/PK
GPC Cleanup: Yes
Silica Gel Cleanup: No
Alumina Cleanup: No

Sample Amount: 16.3 g-dry-wt
Final Extract Volume: 1.0 mL
Dilution Factor: 3.00
Percent Moisture: 19.6%

CAS Number	Analyte	RL	Result
53-70-3	Dibenz (a, h) anthracene	18	< 18 U
106-46-7	1,4-Dichlorobenzene	18	< 18 U
120-82-1	1,2,4-Trichlorobenzene	18	< 18 U
118-74-1	Hexachlorobenzene	18	< 18 U
87-68-3	Hexachlorobutadiene	18	< 18 U
131-11-3	Dimethylphthalate	46	< 46 U
85-68-7	Butylbenzylphthalate	46	< 46 U
95-48-7	2-Methylphenol	18	< 18 U
105-67-9	2,4-Dimethylphenol	18	< 18 U
86-30-6	N-Nitrosodiphenylamine	18	< 18 U
100-51-6	Benzyl Alcohol	92	< 92 U
87-86-5	Pentachlorophenol	92	< 92 U
95-50-1	1,2-Dichlorobenzene	18	< 18 U
541-73-1	1,3-Dichlorobenzene	18	< 18 U

Reported in $\mu\text{g}/\text{kg}$ (ppb)

SIM Semivolatile Surrogate Recovery

2-Fluorobiphenyl	75.6%	d5-Phenol	72.0%
2-Fluorophenol	64.0%	d4-2-Chlorophenol	75.2%
d4-1,2-Dichlorobenzene	61.2%	d5-Nitrobenzene	106%
2,4,6-Tribromophenol	76.0%	d14-p-Terphenyl	93.6%

ORGANICS ANALYSIS DATA SHEET

Semivolatiles by Selected Ion Monitoring GC/MS

Sample ID: 3SED2-B

Page 1 of 1

SAMPLE

Lab Sample ID: PB35I


QC Report No: PB35-ENVIROMENTAL SCIENCE CORP.

LIMS ID: 09-12725

Project: JELD-WEN NORD DOOR

Matrix: Sediment

Event: NA

Data Release Authorized: 

Date Sampled: 06/03/09

Reported: 06/17/09

Date Received: 06/03/09

Date Extracted: 06/08/09

Sample Amount: 16.2 g-dry-wt

Date Analyzed: 06/15/09 15:47

Final Extract Volume: 1.0 mL

Instrument/Analyst: NT2/PK

Dilution Factor: 3.00

GPC Cleanup: Yes

Percent Moisture: 32.8%

Silica Gel Cleanup: No

Alumina Cleanup: No

CAS Number	Analyte	RL	Result
53-70-3	Dibenz (a, h) anthracene	18	65
106-46-7	1,4-Dichlorobenzene	18	< 18 U
120-82-1	1,2,4-Trichlorobenzene	18	< 18 U
118-74-1	Hexachlorobenzene	18	< 18 U
87-68-3	Hexachlorobutadiene	18	< 18 U
131-11-3	Dimethylphthalate	46	< 46 U
85-68-7	Butylbenzylphthalate	46	< 46 U
95-48-7	2-Methylphenol	18	< 18 U
105-67-9	2,4-Dimethylphenol	18	< 18 U
86-30-6	N-Nitrosodiphenylamine	48	< 48 Y
100-51-6	Benzyl Alcohol	93	< 93 U
87-86-5	Pentachlorophenol	93	< 93 U
95-50-1	1,2-Dichlorobenzene	18	< 18 U
541-73-1	1,3-Dichlorobenzene	18	< 18 U

Reported in $\mu\text{g}/\text{kg}$ (ppb)

SIM Semivolatile Surrogate Recovery

2-Fluorobiphenyl	73.2%	d5-Phenol	69.6%
2-Fluorophenol	63.2%	d4-2-Chlorophenol	71.2%
d4-1,2-Dichlorobenzene	61.2%	d5-Nitrobenzene	66.0%
2,4,6-Tribromophenol	80.8%	d14-p-Terphenyl	88.8%

ORGANICS ANALYSIS DATA SHEET

Semivolatiles by Selected Ion Monitoring GC/MS

Sample ID: 3SED2-C

Page 1 of 1

SAMPLE

Lab Sample ID: PB35J

QC Report No: PB35-ENVIROMENTAL SCIENCE CORP.

LIMS ID: 09-12726

Project: JELD-WEN NORD DOOR

Matrix: Sediment

Event: NA

Data Release Authorized:

Date Sampled: 06/03/09

Reported: 06/17/09

Date Received: 06/03/09

Date Extracted: 06/08/09

Sample Amount: 16.1 g-dry-wt

Date Analyzed: 06/15/09 16:21

Final Extract Volume: 1.0 mL

Instrument/Analyst: NT2/PK

Dilution Factor: 3.00

GPC Cleanup: Yes

Percent Moisture: 35.9%

Silica Gel Cleanup: No

Alumina Cleanup: No

CAS Number	Analyte	RL	Result
53-70-3	Dibenz (a, h) anthracene	19	< 19 U
106-46-7	1,4-Dichlorobenzene	19	< 19 U
120-82-1	1,2,4-Trichlorobenzene	19	< 19 U
118-74-1	Hexachlorobenzene	19	< 19 U
87-68-3	Hexachlorobutadiene	19	< 19 U
131-11-3	Dimethylphthalate	47	< 47 U
85-68-7	Butylbenzylphthalate	47	< 47 U
95-48-7	2-Methylphenol	19	< 19 U
105-67-9	2,4-Dimethylphenol	19	< 19 U
86-30-6	N-Nitrosodiphenylamine	19	< 19 U
100-51-6	Benzyl Alcohol	93	< 93 U
87-86-5	Pentachlorophenol	93	< 93 U
95-50-1	1,2-Dichlorobenzene	19	< 19 U
541-73-1	1,3-Dichlorobenzene	19	< 19 U

Reported in $\mu\text{g}/\text{kg}$ (ppb)

SIM Semivolatile Surrogate Recovery

2-Fluorobiphenyl	74.4%	d5-Phenol	68.8%
2-Fluorophenol	62.4%	d4-2-Chlorophenol	72.0%
d4-1,2-Dichlorobenzene	61.2%	d5-Nitrobenzene	68.4%
2,4,6-Tribromophenol	81.6%	d14-p-Terphenyl	88.8%

ORGANICS ANALYSIS DATA SHEET

Semivolatiles by Selected Ion Monitoring GC/MS

Sample ID: 3SED11-A

Page 1 of 1

SAMPLE

Lab Sample ID: PB35K

QC Report No: PB35-ENVIROMENTAL SCIENCE CORP.

LIMS ID: 09-12727

Project: JELD-WEN NORD DOOR

Matrix: Sediment

Event: NA

Data Release Authorized: *[Signature]*

Date Sampled: 06/03/09

Reported: 06/17/09

Date Received: 06/03/09

Date Extracted: 06/08/09

Sample Amount: 16.6 g-dry-wt

Date Analyzed: 06/15/09 16:55

Final Extract Volume: 1.0 mL

Instrument/Analyst: NT2/PK

Dilution Factor: 1.00

GPC Cleanup: Yes

Percent Moisture: 31.6%

Silica Gel Cleanup: No

Alumina Cleanup: No

CAS Number	Analyte	RL	Result
53-70-3	Dibenz (a, h) anthracene	6.0	< 6.0 U
106-46-7	1,4-Dichlorobenzene	6.0	< 6.0 U
120-82-1	1,2,4-Trichlorobenzene	6.0	< 6.0 U
118-74-1	Hexachlorobenzene	6.0	< 6.0 U
87-68-3	Hexachlorobutadiene	6.0	< 6.0 U
131-11-3	Dimethylphthalate	15	< 15 U
85-68-7	Butylbenzylphthalate	15	< 15 U
95-48-7	2-Methylphenol	6.0	< 6.0 U
105-67-9	2,4-Dimethylphenol	6.0	< 6.0 U
86-30-6	N-Nitrosodiphenylamine	6.0	< 6.0 U
100-51-6	Benzyl Alcohol	30	< 30 U
87-86-5	Pentachlorophenol	30	< 30 U
95-50-1	1,2-Dichlorobenzene	6.0	< 6.0 U
541-73-1	1,3-Dichlorobenzene	6.0	< 6.0 U

Reported in $\mu\text{g}/\text{kg}$ (ppb)

SIM Semivolatile Surrogate Recovery

2-Fluorobiphenyl	64.4%	d5-Phenol	59.5%
2-Fluorophenol	57.1%	d4-2-Chlorophenol	73.9%
d4-1,2-Dichlorobenzene	55.2%	d5-Nitrobenzene	62.8%
2,4,6-Tribromophenol	79.5%	d14-p-Terphenyl	84.8%

ORGANICS ANALYSIS DATA SHEET

Semivolatiles by Selected Ion Monitoring GC/MS

Sample ID: 3SED11-B

Page 1 of 1

SAMPLE

Lab Sample ID: PB35M

LIMS ID: 09-12729

Matrix: Sediment

Data Release Authorized: *[Signature]*

Reported: 06/17/09

QC Report No: PB35-ENVIRONMENTAL SCIENCE CORP.

Project: JELD-WEN NORD DOOR

Event: NA

Date Sampled: 06/03/09

Date Received: 06/03/09

Date Extracted: 06/08/09

Date Analyzed: 06/15/09 17:29

Instrument/Analyst: NT2/PK

GPC Cleanup: Yes

Silica Gel Cleanup: No

Alumina Cleanup: No

Sample Amount: 16.6 g-dry-wt

Final Extract Volume: 1.0 mL

Dilution Factor: 1.00

Percent Moisture: 36.6%

CAS Number	Analyte	RL	Result
53-70-3	Dibenz (a, h) anthracene	6.0	< 6.0 U
106-46-7	1,4-Dichlorobenzene	6.0	< 6.0 U
120-82-1	1,2,4-Trichlorobenzene	6.0	< 6.0 U
118-74-1	Hexachlorobenzene	6.0	< 6.0 U
87-68-3	Hexachlorobutadiene	6.0	< 6.0 U
131-11-3	Dimethylphthalate	15	< 15 U
85-68-7	Butylbenzylphthalate	15	< 15 U
95-48-7	2-Methylphenol	6.0	< 6.0 U
105-67-9	2,4-Dimethylphenol	6.0	< 6.0 U
86-30-6	N-Nitrosodiphenylamine	6.0	< 6.0 U
100-51-6	Benzyl Alcohol	30	< 30 U
87-86-5	Pentachlorophenol	30	< 30 U
95-50-1	1,2-Dichlorobenzene	6.0	< 6.0 U
541-73-1	1,3-Dichlorobenzene	6.0	< 6.0 U

Reported in $\mu\text{g}/\text{kg}$ (ppb)

SIM Semivolatile Surrogate Recovery

2-Fluorobiphenyl	67.6%	d5-Phenol	63.5%
2-Fluorophenol	59.7%	d4-2-Chlorophenol	77.3%
d4-1,2-Dichlorobenzene	57.6%	d5-Nitrobenzene	72.0%
2,4,6-Tribromophenol	84.0%	d14-p-Terphenyl	90.8%

ORGANICS ANALYSIS DATA SHEET

Semivolatiles by Selected Ion Monitoring GC/MS

Sample ID: 3SED12-A

Page 1 of 1

SAMPLE

Lab Sample ID: PB350


QC Report No: PB35-ENVIRONMENTAL SCIENCE CORP.

LIMS ID: 09-12731

Project: JELD-WEN NORD DOOR

Matrix: Sediment

Event: NA

Data Release Authorized: 

Date Sampled: 06/03/09

Reported: 06/17/09

Date Received: 06/03/09

Date Extracted: 06/08/09

Sample Amount: 16.5 g-dry-wt

Date Analyzed: 06/13/09 13:34

Final Extract Volume: 1.0 mL

Instrument/Analyst: NT2/PK

Dilution Factor: 1.00

GPC Cleanup: Yes

Percent Moisture: 34.0%

Silica Gel Cleanup: No

Alumina Cleanup: No

CAS Number	Analyte	RL	Result
53-70-3	Dibenz (a, h) anthracene	6.1	6.7
106-46-7	1,4-Dichlorobenzene	6.1	< 6.1 U
120-82-1	1,2,4-Trichlorobenzene	6.1	< 6.1 U
118-74-1	Hexachlorobenzene	6.1	< 6.1 U
87-68-3	Hexachlorobutadiene	6.1	< 6.1 U
131-11-3	Dimethylphthalate	15	< 15 U
85-68-7	Butylbenzylphthalate	15	< 15 U
95-48-7	2-Methylphenol	6.1	< 6.1 U
105-67-9	2,4-Dimethylphenol	6.1	< 6.1 U
86-30-6	N-Nitrosodiphenylamine	6.1	< 6.1 U
100-51-6	Benzyl Alcohol	30	< 30 U
87-86-5	Pentachlorophenol	30	< 30 U
95-50-1	1,2-Dichlorobenzene	6.1	< 6.1 U
541-73-1	1,3-Dichlorobenzene	6.1	< 6.1 U

Reported in µg/kg (ppb)

SIM Semivolatile Surrogate Recovery

2-Fluorobiphenyl	64.0%	d5-Phenol	55.5%
2-Fluorophenol	58.1%	d4-2-Chlorophenol	68.0%
d4-1,2-Dichlorobenzene	59.2%	d5-Nitrobenzene	63.2%
2,4,6-Tribromophenol	80.8%	d14-p-Terphenyl	98.4%

ORGANICS ANALYSIS DATA SHEET

Semivolatiles by Selected Ion Monitoring GC/MS

Sample ID: 3SED12-B

Page 1 of 1

SAMPLE

Lab Sample ID: PB35Q
LIMS ID: 09-12733
Matrix: Sediment
Data Release Authorized: *AB*
Reported: 06/22/09

QC Report No: PB35-ENVIROMENTAL SCIENCE CORP.
Project: JELD-WEN NORD DOOR
Event: NA
Date Sampled: 06/03/09
Date Received: 06/03/09

Date Extracted: 06/08/09
Date Analyzed: 06/13/09 15:17
Instrument/Analyst: NT2/PK
GPC Cleanup: Yes
Silica Gel Cleanup: No
Alumina Cleanup: No

Sample Amount: 16.3 g-dry-wt
Final Extract Volume: 1.0 mL
Dilution Factor: 1.00
Percent Moisture: 40.3%

CAS Number	Analyte	RL	Result
53-70-3	Dibenz (a, h) anthracene	6.1	< 6.1 U
106-46-7	1,4-Dichlorobenzene	6.1	< 6.1 U
120-82-1	1,2,4-Trichlorobenzene	6.1	< 6.1 U
118-74-1	Hexachlorobenzene	6.1	< 6.1 U
87-68-3	Hexachlorobutadiene	6.1	< 6.1 U
131-11-3	Dimethylphthalate	15	< 15 U
85-68-7	Butylbenzylphthalate	15	< 15 U
95-48-7	2-Methylphenol	6.1	< 6.1 U
105-67-9	2,4-Dimethylphenol	6.1	< 6.1 U
86-30-6	N-Nitrosodiphenylamine	6.1	< 6.1 U
100-51-6	Benzyl Alcohol	31	< 31 U
87-86-5	Pentachlorophenol	31	< 31 U
95-50-1	1,2-Dichlorobenzene	6.1	< 6.1 U
541-73-1	1,3-Dichlorobenzene	6.1	< 6.1 U

Reported in $\mu\text{g}/\text{kg}$ (ppb)

SIM Semivolatile Surrogate Recovery

2-Fluorobiphenyl	66.4%	d5-Phenol	57.1%
2-Fluorophenol	55.5%	d4-2-Chlorophenol	65.6%
d4-1,2-Dichlorobenzene	54.0%	d5-Nitrobenzene	60.0%
2,4,6-Tribromophenol	84.3%	d14-p-Terphenyl	99.6%

SIM SW8270 SURROGATE RECOVERY SUMMARY

Matrix: Sediment

QC Report No: PB35-ENVIROMENTAL SCIENCE CORP.
Project: JELD-WEN NORD DOOR

Client ID	FBP	PHL	FPH	CPL	DCB	NBZ	TBP	TER	TOT OU
3SED1-A	69.6%	56.0%	55.2%	64.8%	58.8%	61.2%	80.0%	85.2%	0
3SED1-B	69.6%	58.4%	60.0%	70.4%	58.8%	64.8%	83.2%	82.8%	0
3SED1-C	78.0%	65.6%	65.6%	73.6%	61.2%	72.0%	79.2%	93.6%	0
3SED2-A	75.6%	72.0%	64.0%	75.2%	61.2%	106%	76.0%	93.6%	0
3SED2-B	73.2%	69.6%	63.2%	71.2%	61.2%	66.0%	80.8%	88.8%	0
3SED2-C	74.4%	68.8%	62.4%	72.0%	61.2%	68.4%	81.6%	88.8%	0
3SED11-A	64.4%	59.5%	57.1%	73.9%	55.2%	62.8%	79.5%	84.8%	0
3SED11-B	67.6%	63.5%	59.7%	77.3%	57.6%	72.0%	84.0%	90.8%	0
MB-060809	56.0%	47.7%	49.6%	50.4%	53.6%	55.6%	58.4%	80.8%	0
LCS-060809	60.0%	54.4%	53.3%	56.0%	57.6%	60.0%	69.1%	90.0%	0
3SED12-A	64.0%	55.5%	58.1%	68.0%	59.2%	63.2%	80.8%	98.4%	0
3SED12-A MS	69.6%	61.6%	63.2%	74.4%	64.0%	67.6%	88.0%	107%	0
3SED12-A MSD	67.6%	61.6%	63.2%	73.6%	64.8%	66.4%	85.6%	105%	0
3SED12-B	66.4%	57.1%	55.5%	65.6%	54.0%	60.0%	84.3%	99.6%	0

LCS/MB LIMITS QC LIMITS

(FBP) = 2-Fluorobiphenyl	(30-160)	(30-160)
(PHL) = d5-Phenol	(30-160)	(30-160)
(FPH) = 2-Fluorophenol	(30-160)	(30-160)
(CPL) = d4-2-Chlorophenol	(30-160)	(30-160)
(DCB) = d4-1,2-Dichlorobenzene	(30-160)	(30-160)
(NBZ) = d5-Nitrobenzene	(30-160)	(30-160)
(TBP) = 2,4,6-Tribromophenol	(30-160)	(30-160)
(TER) = d14-p-Terphenyl	(30-160)	(30-160)

Prep Method: SW3550B
Log Number Range: 09-12717 to 09-12733

ORGANICS ANALYSIS DATA SHEET

Semivolatiles by Selected Ion Monitoring GC/MS

Sample ID: 3SED12-A

Page 1 of 1

MATRIX SPIKE

Lab Sample ID: PB350

QC Report No: PB35-ENVIRONMENTAL SCIENCE CORP.

LIMS ID: 09-12731

Project: JELD-WEN NORD DOOR

Matrix: Sediment

Event: NA

Data Release Authorized *[Signature]*

Date Sampled: 06/03/09

Reported: 06/17/09

Date Received: 06/03/09

Date Extracted MS/MSD: 06/08/09

Sample Amount MS: 16.6 g-dry-wt

MSD: 16.6 g-dry-wt

Date Analyzed MS: 06/13/09 14:08

Final Extract Volume MS: 1.0 mL

MSD: 06/13/09 14:42

MSD: 1.0 mL

Instrument/Analyst MS: NT2/PK

Dilution Factor MS: 1.00

MSD: NT2/PK

MSD: 1.00

Analyte	Sample	MS	Spike Added-MS	MS Recovery	MSD	Spike Added-MSD	MSD Recovery	RPD
Dibenz(a,h)anthracene	6.7	175	151	111%	166	151	105%	5.3%
1,4-Dichlorobenzene	< 6.1 U	100	151	66.2%	101	151	66.9%	1.0%
1,2,4-Trichlorobenzene	< 6.1 U	120	151	79.5%	120	151	79.5%	0.0%
Hexachlorobenzene	< 6.1 U	129	151	85.4%	132	151	87.4%	2.3%
Hexachlorobutadiene	< 6.1 U	123	151	81.5%	120	151	79.5%	2.5%
Dimethylphthalate	< 15.2 U	133	151	88.1%	128	151	84.8%	3.8%
Butylbenzylphthalate	< 15.2 U	143	151	94.7%	142	151	94.0%	0.7%
2-Methylphenol	< 6.1 U	117	151	77.5%	115	151	76.2%	1.7%
2,4-Dimethylphenol	< 6.1 U	114	151	75.5%	115	151	76.2%	0.9%
N-Nitrosodiphenylamine	< 6.1 U	119	151	78.8%	122	151	80.8%	2.5%
Benzyl Alcohol	< 30.3 U	304	301	101%	317	301	105%	4.2%
Pentachlorophenol	< 30.3 U	135	151	89.4%	128	151	84.8%	5.3%
1,2-Dichlorobenzene	< 6.1 U	108	151	71.5%	113	151	74.8%	4.5%
1,3-Dichlorobenzene	< 6.1 U	116	151	76.8%	118	151	78.1%	1.7%

Reported in µg/kg (ppb)

RPD calculated using sample concentrations per SW846.

ORGANICS ANALYSIS DATA SHEET

Semivolatiles by Selected Ion Monitoring GC/MS

Sample ID: 3SED12-A

Page 1 of 1

MATRIX SPIKE

Lab Sample ID: PB350

QC Report No: PB35-ENVIRONMENTAL SCIENCE CORP.

LIMS ID: 09-12731

Project: JELD-WEN NORD DOOR

Matrix: Sediment

Event: NA

Data Release Authorized: 

Date Sampled: 06/03/09

Reported: 06/17/09

Date Received: 06/03/09

Date Extracted: 06/08/09

Sample Amount: 16.6 g-dry-wt

Date Analyzed: 06/13/09 14:08

Final Extract Volume: 1.0 mL

Instrument/Analyst: NT2/PK

Dilution Factor: 1.00

GPC Cleanup: Yes

Percent Moisture: 34.0%

Silica Gel Cleanup: No

Alumina Cleanup: No

CAS Number	Analyte	RL	Result
53-70-3	Dibenz (a, h) anthracene	6.0	---
106-46-7	1,4-Dichlorobenzene	6.0	---
120-82-1	1,2,4-Trichlorobenzene	6.0	---
118-74-1	Hexachlorobenzene	6.0	---
87-68-3	Hexachlorobutadiene	6.0	---
131-11-3	Dimethylphthalate	15	---
85-68-7	Butylbenzylphthalate	15	---
95-48-7	2-Methylphenol	6.0	---
105-67-9	2,4-Dimethylphenol	6.0	---
86-30-6	N-Nitrosodiphenylamine	6.0	---
100-51-6	Benzyl Alcohol	30	---
87-86-5	Pentachlorophenol	30	---
95-50-1	1,2-Dichlorobenzene	6.0	---
541-73-1	1,3-Dichlorobenzene	6.0	---

Reported in $\mu\text{g}/\text{kg}$ (ppb)

SIM Semivolatile Surrogate Recovery

2-Fluorobiphenyl	69.6%	d5-Phenol	61.6%
2-Fluorophenol	63.2%	d4-2-Chlorophenol	74.4%
d4-1,2-Dichlorobenzene	64.0%	d5-Nitrobenzene	67.6%
2,4,6-Tribromophenol	88.0%	d14-p-Terphenyl	107%

ORGANICS ANALYSIS DATA SHEET

Semivolatiles by Selected Ion Monitoring GC/MS

Sample ID: 3SED12-A

Page 1 of 1

MATRIX SPIKE DUPLICATE

Lab Sample ID: PB350


QC Report No: PB35-ENVIRONMENTAL SCIENCE CORP.

LIMS ID: 09-12731

Project: JELD-WEN NORD DOOR

Matrix: Sediment

Event: NA

Data Release Authorized: 

Date Sampled: 06/03/09

Reported: 06/17/09

Date Received: 06/03/09

Date Extracted: 06/08/09

Sample Amount: 16.6 g-dry-wt

Date Analyzed: 06/13/09 14:42

Final Extract Volume: 1.0 mL

Instrument/Analyst: NT2/PK

Dilution Factor: 1.00

GPC Cleanup: Yes

Percent Moisture: 34.0%

Silica Gel Cleanup: No

Alumina Cleanup: No

CAS Number	Analyte	RL	Result
53-70-3	Dibenz (a, h) anthracene	6.0	---
106-46-7	1,4-Dichlorobenzene	6.0	---
120-82-1	1,2,4-Trichlorobenzene	6.0	---
118-74-1	Hexachlorobenzene	6.0	---
87-68-3	Hexachlorobutadiene	6.0	---
131-11-3	Dimethylphthalate	15	---
85-68-7	Butylbenzylphthalate	15	---
95-48-7	2-Methylphenol	6.0	---
105-67-9	2,4-Dimethylphenol	6.0	---
86-30-6	N-Nitrosodiphenylamine	6.0	---
100-51-6	Benzyl Alcohol	30	---
87-86-5	Pentachlorophenol	30	---
95-50-1	1,2-Dichlorobenzene	6.0	---
541-73-1	1,3-Dichlorobenzene	6.0	---

Reported in $\mu\text{g}/\text{kg}$ (ppb)

SIM Semivolatile Surrogate Recovery

2-Fluorobiphenyl	67.6%	d5-Phenol	61.6%
2-Fluorophenol	63.2%	d4-2-Chlorophenol	73.6%
d4-1,2-Dichlorobenzene	64.8%	d5-Nitrobenzene	66.4%
2,4,6-Tribromophenol	85.6%	d14-p-Terphenyl	105%

ORGANICS ANALYSIS DATA SHEET

Semivolatiles by Selected Ion Monitoring GC/MS

Sample ID: LCS-060809

Page 1 of 1

LAB CONTROL SAMPLE

Lab Sample ID: LCS-060809

QC Report No: PB35-ENVIROMENTAL SCIENCE CORP.

LIMS ID: 09-12731

Project: JELD-WEN NORD DOOR

Matrix: Sediment

Event: NA

Data Release Authorized: 

Date Sampled: NA

Reported: 06/17/09

Date Received: NA

Date Extracted: 06/08/09

Sample Amount LCS: 16.0 g-dry-wt

Date Analyzed LCS: 06/13/09 12:59

Final Extract Volume LCS: 1.0 mL

Instrument/Analyst LCS: NT2/PK

Dilution Factor LCS: 1.00

Analyte	LCS	Spike Added	Recovery
Dibenz (a, h) anthracene	168	156	108%
1,4-Dichlorobenzene	95.0	156	60.9%
1,2,4-Trichlorobenzene	112	156	71.8%
Hexachlorobenzene	118	156	75.6%
Hexachlorobutadiene	115	156	73.7%
Dimethylphthalate	121	156	77.6%
Butylbenzylphthalate	155	156	99.4%
2-Methylphenol	104	156	66.7%
2,4-Dimethylphenol	78.1	156	50.1%
N-Nitrosodiphenylamine	104	156	66.7%
Benzyl Alcohol	304	312	97.4%
Pentachlorophenol	104	156	66.7%
1,2-Dichlorobenzene	101	156	64.7%
1,3-Dichlorobenzene	113	156	72.4%

Reported in $\mu\text{g}/\text{kg}$ (ppb)

SIM Semivolatile Surrogate Recovery

2-Fluorobiphenyl	60.0%
d5-Phenol	54.4%
2-Fluorophenol	53.3%
d4-2-Chlorophenol	56.0%
d4-1,2-Dichlorobenzene	57.6%
d5-Nitrobenzene	60.0%
2,4,6-Tribromophenol	69.1%
d14-p-Terphenyl	90.0%

4B
SEMIVOLATILE METHOD BLANK SUMMARY

BLANK NO.

PB35MBS1

Lab Name: ANALYTICAL RESOURCES, INC
ARI Job No: PB35
Lab File ID: PB35MBR
Instrument ID: NT2
Matrix: SOLID

Client: ESC
Project: JELD-WEN NORD DOOR
Date Extracted: 06/08/09
Date Analyzed: 06/13/09
Time Analyzed: 1225

THIS METHOD BLANK APPLIES TO THE FOLLOWING SAMPLES, MS and MSD:

	CLIENT SAMPLE NO.	LAB SAMPLE ID	LAB FILE ID	DATE ANALYZED
	=====	=====	=====	=====
01	PB35LCSS1	PB35LCSS1	PB35SBR	06/13/09
02	3SED12-A	PB35O	PB35O	06/13/09
03	3SED12-A MS	PB35OMS	PB35OMS	06/13/09
04	3SED12-A MSD	PB35OMSD	PB35OMSD	06/13/09
05	3SED12-B	PB35Q	PB35Q	06/13/09
06	3SED1-A	PB35A	PB35A	06/13/09
07	3SED1-B	PB35C	PB35C	06/13/09
08	3SED1-C	PB35E	061503	06/15/09
09	3SED2-A	PB35G	061504	06/15/09
10	3SED2-B	PB35I	061505	06/15/09
11	3SED2-C	PB35J	061506	06/15/09
12	3SED11-A	PB35K	061507	06/15/09
13	3SED11-B	PB35M	061508	06/15/09
14				
15				
16				
17				
18				
19				
20				
21				
22				
23				
24				
25				
26				
27				
28				
29				
30				

COMMENTS:

ORGANICS ANALYSIS DATA SHEET
Semivolatiles by Selected Ion Monitoring GC/MS
Sample ID: MB-060809

Page 1 of 1

METHOD BLANK

Lab Sample ID: MB-060809

QC Report No: PB35-ENVIROMENTAL SCIENCE CORP.

LIMS ID: 09-12731

Project: JELD-WEN NORD DOOR

Matrix: Sediment

Event: NA

Data Release Authorized:

Date Sampled: NA

Reported: 06/17/09

Date Received: NA

Date Extracted: 06/08/09

Sample Amount: 16.0 g-dry-wt

Date Analyzed: 06/13/09 12:25

Final Extract Volume: 1.0 mL

Instrument/Analyst: NT2/PK

Dilution Factor: 1.00

GPC Cleanup: Yes

Percent Moisture: NA

Silica Gel Cleanup: No

Alumina Cleanup: No

CAS Number	Analyte	RL	Result
53-70-3	Dibenz (a, h) anthracene	6.2	< 6.2 U
106-46-7	1,4-Dichlorobenzene	6.2	< 6.2 U
120-82-1	1,2,4-Trichlorobenzene	6.2	< 6.2 U
118-74-1	Hexachlorobenzene	6.2	< 6.2 U
87-68-3	Hexachlorobutadiene	6.2	< 6.2 U
131-11-3	Dimethylphthalate	16	< 16 U
85-68-7	Butylbenzylphthalate	16	< 16 U
95-48-7	2-Methylphenol	6.2	< 6.2 U
105-67-9	2,4-Dimethylphenol	6.2	< 6.2 U
86-30-6	N-Nitrosodiphenylamine	6.2	< 6.2 U
100-51-6	Benzyl Alcohol	31	< 31 U
87-86-5	Pentachlorophenol	31	< 31 U
95-50-1	1,2-Dichlorobenzene	6.2	< 6.2 U
541-73-1	1,3-Dichlorobenzene	6.2	< 6.2 U

 Reported in $\mu\text{g}/\text{kg}$ (ppb)

SIM Semivolatile Surrogate Recovery

2-Fluorobiphenyl	56.0%	d5-Phenol	47.7%
2-Fluorophenol	49.6%	d4-2-Chlorophenol	50.4%
d4-1,2-Dichlorobenzene	53.6%	d5-Nitrobenzene	55.6%
2,4,6-Tribromophenol	58.4%	d14-p-Terphenyl	80.8%

PCB ANALYSIS

ORGANICS ANALYSIS DATA SHEET

PSDDA PCB by GC/ECD

Page 1 of 1

Sample ID: 3SED1-A

SAMPLE

Lab Sample ID: PB35A

LIMS ID: 09-12717

Matrix: Sediment

Data Release Authorized: *B*

Reported: 06/16/09

QC Report No: PB35-ENVIROMENTAL SCIENCE CORP.

Project: JELD-WEN NORD DOOR

Date Sampled: 06/03/09

Date Received: 06/03/09

Date Extracted: 06/09/09

Date Analyzed: 06/13/09 14:59

Instrument/Analyst: ECD5/JGR

GPC Cleanup: No

Sulfur Cleanup: Yes

Acid Cleanup: Yes

Florisil Cleanup: No

Sample Amount: 25.6 g-dry-wt

Final Extract Volume: 1.0 mL

Dilution Factor: 5.00

Silica Gel: Yes

Percent Moisture: 37.1%

CAS Number	Analyte	RL	Result
12674-11-2	Aroclor 1016	3.9	< 3.9 U
53469-21-9	Aroclor 1242	3.9	< 3.9 U
12672-29-6	Aroclor 1248	3.9	< 3.9 U
11097-69-1	Aroclor 1254	3.9	7.5
11096-82-5	Aroclor 1260	3.9	< 3.9 U
11104-28-2	Aroclor 1221	3.9	< 3.9 U
11141-16-5	Aroclor 1232	3.9	< 3.9 U

Reported in $\mu\text{g}/\text{kg}$ (ppb)

PCB Surrogate Recovery

Decachlorobiphenyl	98.1%
Tetrachlorometaxylene	70.8%

ORGANICS ANALYSIS DATA SHEET
PSDDA PCB by GC/ECD
 Page 1 of 1

Sample ID: 3SED1-B
 SAMPLE

Lab Sample ID: PB35C
 LIMS ID: 09-12719
 Matrix: Sediment
 Data Release Authorized:
 Reported: 06/16/09

QC Report No: PB35-ENVIRONMENTAL SCIENCE CORP.
 Project: JELD-WEN NORD DOOR

Date Sampled: 06/03/09
 Date Received: 06/03/09

Date Extracted: 06/09/09
 Date Analyzed: 06/13/09 15:17
 Instrument/Analyst: ECD5/JGR
 GPC Cleanup: No
 Sulfur Cleanup: Yes
 Acid Cleanup: Yes
 Florisil Cleanup: No

Sample Amount: 25.9 g-dry-wt
 Final Extract Volume: 1.0 mL
 Dilution Factor: 5.00
 Silica Gel: Yes
 Percent Moisture: 43.3%

CAS Number	Analyte	RL	Result
12674-11-2	Aroclor 1016	3.9	< 3.9 U
53469-21-9	Aroclor 1242	3.9	< 3.9 U
12672-29-6	Aroclor 1248	3.9	< 3.9 U
11097-69-1	Aroclor 1254	3.9	9.4
11096-82-5	Aroclor 1260	3.9	5.3
11104-28-2	Aroclor 1221	3.9	< 3.9 U
11141-16-5	Aroclor 1232	3.9	< 3.9 U


Reported in $\mu\text{g}/\text{kg}$ (ppb)

PCB Surrogate Recovery

Decachlorobiphenyl	81.5%
Tetrachlorometaxylene	62.6%

ORGANICS ANALYSIS DATA SHEET
PSDDA PCB by GC/ECD
 Page 1 of 1

Sample ID: 3SED1-C
SAMPLE

Lab Sample ID: PB35E
 LIMS ID: 09-12721
 Matrix: Sediment
 Data Release Authorized: 
 Reported: 06/16/09

QC Report No: PB35-ENVIROMENTAL SCIENCE CORP.
 Project: JELD-WEN NORD DOOR

Date Sampled: 06/03/09
 Date Received: 06/03/09

Date Extracted: 06/09/09
 Date Analyzed: 06/13/09 16:08
 Instrument/Analyst: ECD5/JGR
 GPC Cleanup: No
 Sulfur Cleanup: Yes
 Acid Cleanup: Yes
 Florisil Cleanup: No

Sample Amount: 25.2 g-dry-wt
 Final Extract Volume: 1.0 mL
 Dilution Factor: 5.00
 Silica Gel: Yes
 Percent Moisture: 46.8%

CAS Number	Analyte	RL	Result
12674-11-2	Aroclor 1016	4.0	< 4.0 U
53469-21-9	Aroclor 1242	4.0	< 4.0 U
12672-29-6	Aroclor 1248	4.0	< 4.0 U
11097-69-1	Aroclor 1254	4.0	8.3
11096-82-5	Aroclor 1260	4.0	< 4.0 U
11104-28-2	Aroclor 1221	4.0	< 4.0 U
11141-16-5	Aroclor 1232	4.0	< 4.0 U

Reported in $\mu\text{g}/\text{kg}$ (ppb)

PCB Surrogate Recovery

Decachlorobiphenyl	83.0%
Tetrachlorometaxylene	67.0%

ORGANICS ANALYSIS DATA SHEET

PSDDA PCB by GC/ECD

Page 1 of 1

Sample ID: 3SED2-A

SAMPLE

Lab Sample ID: PB35G

LIMS ID: 09-12723

Matrix: Sediment

Data Release Authorized: *[Signature]*

Reported: 06/16/09

QC Report No: PB35-ENVIROMENTAL SCIENCE CORP.

Project: JELD-WEN NORD DOOR

Date Sampled: 06/03/09

Date Received: 06/03/09

Date Extracted: 06/09/09

Date Analyzed: 06/13/09 16:26

Instrument/Analyst: ECD5/JGR

GPC Cleanup: No

Sulfur Cleanup: Yes

Acid Cleanup: Yes

Florisil Cleanup: No

Sample Amount: 25.8 g-dry-wt

Final Extract Volume: 1.0 mL

Dilution Factor: 5.00

Silica Gel: Yes

Percent Moisture: 19.6%

CAS Number	Analyte	RL	Result
12674-11-2	Aroclor 1016	3.9	< 3.9 U
53469-21-9	Aroclor 1242	3.9	< 3.9 U
12672-29-6	Aroclor 1248	3.9	< 3.9 U
11097-69-1	Aroclor 1254	3.9	< 3.9 U
11096-82-5	Aroclor 1260	3.9	< 3.9 U
11104-28-2	Aroclor 1221	3.9	< 3.9 U
11141-16-5	Aroclor 1232	3.9	< 3.9 U


Reported in $\mu\text{g}/\text{kg}$ (ppb)

PCB Surrogate Recovery

Decachlorobiphenyl	84.0%
Tetrachlorometaxylene	58.6%

ORGANICS ANALYSIS DATA SHEET
PSDDA PCB by GC/ECD
 Page 1 of 1

Sample ID: 3SED2-B
SAMPLE

Lab Sample ID: PB35I
 LIMS ID: 09-12725
 Matrix: Sediment
 Data Release Authorized: 
 Reported: 06/16/09

QC Report No: PB35-ENVIROMENTAL SCIENCE CORP.
 Project: JELD-WEN NORD DOOR

Date Sampled: 06/03/09
 Date Received: 06/03/09

Date Extracted: 06/09/09
 Date Analyzed: 06/13/09 17:17
 Instrument/Analyst: ECD5/JGR
 GPC Cleanup: No
 Sulfur Cleanup: Yes
 Acid Cleanup: Yes
 Florisil Cleanup: No

Sample Amount: 25.7 g-dry-wt
 Final Extract Volume: 1.0 mL
 Dilution Factor: 5.00
 Silica Gel: Yes
 Percent Moisture: 32.8%

CAS Number	Analyte	RL	Result
12674-11-2	Aroclor 1016	3.9	< 3.9 U
53469-21-9	Aroclor 1242	3.9	< 3.9 U
12672-29-6	Aroclor 1248	3.9	< 3.9 U
11097-69-1	Aroclor 1254	3.9	4.7
11096-82-5	Aroclor 1260	3.9	< 3.9 U
11104-28-2	Aroclor 1221	3.9	< 3.9 U
11141-16-5	Aroclor 1232	3.9	< 3.9 U


Reported in $\mu\text{g}/\text{kg}$ (ppb)

PCB Surrogate Recovery

Decachlorobiphenyl	80.1%
Tetrachlorometaxylene	67.2%

ORGANICS ANALYSIS DATA SHEET
PSDDA PCB by GC/ECD
 Page 1 of 1

Sample ID: 3SED2-C
SAMPLE

Lab Sample ID: PB35J
 LIMS ID: 09-12726
 Matrix: Sediment
 Data Release Authorized: 
 Reported: 06/16/09

QC Report No: PB35-ENVIRONMENTAL SCIENCE CORP.
 Project: JELD-WEN NORD DOOR

Date Sampled: 06/03/09
 Date Received: 06/03/09

Date Extracted: 06/09/09
 Date Analyzed: 06/13/09 17:34
 Instrument/Analyst: ECD5/JGR
 GPC Cleanup: No
 Sulfur Cleanup: Yes
 Acid Cleanup: Yes
 Florisil Cleanup: No

Sample Amount: 25.8 g-dry-wt
 Final Extract Volume: 1.0 mL
 Dilution Factor: 5.00
 Silica Gel: Yes
 Percent Moisture: 35.9%

CAS Number	Analyte	RL	Result
12674-11-2	Aroclor 1016	3.9	< 3.9 U
53469-21-9	Aroclor 1242	3.9	< 3.9 U
12672-29-6	Aroclor 1248	3.9	12
11097-69-1	Aroclor 1254	3.9	6.5
11096-82-5	Aroclor 1260	3.9	< 3.9 U
11104-28-2	Aroclor 1221	3.9	< 3.9 U
11141-16-5	Aroclor 1232	3.9	< 3.9 U

Reported in $\mu\text{g}/\text{kg}$ (ppb)

PCB Surrogate Recovery

Decachlorobiphenyl	96.2%
Tetrachlorometaxylene	59.8%

ORGANICS ANALYSIS DATA SHEET

PSDDA PCB by GC/ECD

Page 1 of 1


Sample ID: 3SED11-A

SAMPLE

Lab Sample ID: PB35K

LIMS ID: 09-12727

Matrix: Sediment

Data Release Authorized: 

Reported: 06/16/09

QC Report No: PB35-ENVIROMENTAL SCIENCE CORP.

Project: JELD-WEN NORD DOOR

Date Sampled: 06/03/09

Date Received: 06/03/09

Date Extracted: 06/09/09

Date Analyzed: 06/13/09 17:52

Instrument/Analyst: ECD5/JGR

GPC Cleanup: No

Sulfur Cleanup: Yes

Acid Cleanup: Yes

Florisil Cleanup: No

Sample Amount: 17.2 g-dry-wt

Final Extract Volume: 1.0 mL

Dilution Factor: 10.0

Silica Gel: Yes

Percent Moisture: 31.6%

CAS Number	Analyte	RL	Result
12674-11-2	Aroclor 1016	12	< 12 U
53469-21-9	Aroclor 1242	12	< 12 U
12672-29-6	Aroclor 1248	12	< 12 U
11097-69-1	Aroclor 1254	12	99
11096-82-5	Aroclor 1260	12	39 P
11104-28-2	Aroclor 1221	12	< 12 U
11141-16-5	Aroclor 1232	12	< 12 U

Reported in $\mu\text{g}/\text{kg}$ (ppb)

PCB Surrogate Recovery

Decachlorobiphenyl	93.0%
Tetrachlorometaxylene	67.0%

ORGANICS ANALYSIS DATA SHEET
PSDDA PCB by GC/ECD
 Page 1 of 1

Sample ID: 3SED11-B
SAMPLE

Lab Sample ID: PB35M
 LIMS ID: 09-12729
 Matrix: Sediment
 Data Release Authorized: *[Signature]*
 Reported: 06/16/09

QC Report No: PB35-ENVIRONMENTAL SCIENCE CORP.
 Project: JELD-WEN NORD DOOR

Date Sampled: 06/03/09
 Date Received: 06/03/09

Date Extracted: 06/09/09
 Date Analyzed: 06/13/09 18:09
 Instrument/Analyst: ECD5/JGR
 GPC Cleanup: No
 Sulfur Cleanup: Yes
 Acid Cleanup: Yes
 Florisil Cleanup: No

Sample Amount: 7.95 g-dry-wt
 Final Extract Volume: 1.0 mL
 Dilution Factor: 10.0
 Silica Gel: Yes
 Percent Moisture: 36.6%

CAS Number	Analyte	RL	Result
12674-11-2	Aroclor 1016	25	< 25 U
53469-21-9	Aroclor 1242	25	< 25 U
12672-29-6	Aroclor 1248	25	< 25 U
11097-69-1	Aroclor 1254	25	92
11096-82-5	Aroclor 1260	25	< 25 U
11104-28-2	Aroclor 1221	25	< 25 U
11141-16-5	Aroclor 1232	25	< 25 U

Reported in $\mu\text{g}/\text{kg}$ (ppb)

PCB Surrogate Recovery

Decachlorobiphenyl	92.2%
Tetrachlorometaxylene	63.8%

ORGANICS ANALYSIS DATA SHEET
PSDDA PCB by GC/ECD
 Page 1 of 1

Sample ID: 3SED12-A
 SAMPLE

Lab Sample ID: PB350
 LIMS ID: 09-12731
 Matrix: Sediment
 Data Release Authorized: *[Signature]*
 Reported: 06/16/09

QC Report No: PB35-ENVIROMENTAL SCIENCE CORP.
 Project: JELD-WEN NORD DOOR

Date Sampled: 06/03/09
 Date Received: 06/03/09

Date Extracted: 06/09/09
 Date Analyzed: 06/13/09 18:26
 Instrument/Analyst: ECD5/JGR
 GPC Cleanup: No
 Sulfur Cleanup: Yes
 Acid Cleanup: Yes
 Florisil Cleanup: No

Sample Amount: 16.8 g-dry-wt
 Final Extract Volume: 1.0 mL
 Dilution Factor: 50.0
 Silica Gel: Yes
 Percent Moisture: 34.0%

CAS Number	Analyte	RL	Result
12674-11-2	Aroclor 1016	60	< 60 U
53469-21-9	Aroclor 1242	60	< 60 U
12672-29-6	Aroclor 1248	60	< 60 U
11097-69-1	Aroclor 1254	60	990
11096-82-5	Aroclor 1260	60	390 P
11104-28-2	Aroclor 1221	60	< 60 U
11141-16-5	Aroclor 1232	60	< 60 U

Reported in $\mu\text{g}/\text{kg}$ (ppb)

PCB Surrogate Recovery

Decachlorobiphenyl	D
Tetrachlorometaxylene	D

ORGANICS ANALYSIS DATA SHEET
PSDDA PCB by GC/ECD
 Page 1 of 1

Sample ID: 3SED12-B
SAMPLE

Lab Sample ID: PB35Q
 LIMS ID: 09-12733
 Matrix: Sediment
 Data Release Authorized: *[Signature]*
 Reported: 06/16/09

QC Report No: PB35-ENVIROMENTAL SCIENCE CORP.
 Project: JELD-WEN NORD DOOR
 Date Sampled: 06/03/09
 Date Received: 06/03/09

Date Extracted: 06/09/09
 Date Analyzed: 06/13/09 18:43
 Instrument/Analyst: ECD5/JGR
 GPC Cleanup: No
 Sulfur Cleanup: Yes
 Acid Cleanup: Yes
 Florisil Cleanup: No

Sample Amount: 7.47 g-dry-wt
 Final Extract Volume: 1.0 mL
 Dilution Factor: 10.0
 Silica Gel: Yes
 Percent Moisture: 40.3%

CAS Number	Analyte	RL	Result
12674-11-2	Aroclor 1016	27	< 27 U
53469-21-9	Aroclor 1242	27	< 27 U
12672-29-6	Aroclor 1248	27	< 27 U
11097-69-1	Aroclor 1254	27	49
11096-82-5	Aroclor 1260	27	< 27 U
11104-28-2	Aroclor 1221	27	< 27 U
11141-16-5	Aroclor 1232	27	< 27 U

Reported in $\mu\text{g}/\text{kg}$ (ppb)

PCB Surrogate Recovery

Decachlorobiphenyl	82.5%
Tetrachlorometaxylene	70.5%



SW8082/PCB SOIL/SEDIMENT SURROGATE RECOVERY SUMMARY

Matrix: Sediment

QC Report No: PB35-ENVIROMENTAL SCIENCE CORP.
Project: JELD-WEN NORD DOOR

Client ID	DCBP % REC	DCBP LCL-UCL	TCMX % REC	TCMX LCL-UCL	TOT	OUT
3SED1-A	98.1%	34-141	70.8%	38-102		0
MB-060909	60.5%	40-109	53.2%	35-100		0
LCS-060909	55.5%	40-109	51.5%	35-100		0
3SED1-B	81.5%	34-141	62.6%	38-102		0
3SED1-B MS	91.8%	34-141	66.0%	38-102		0
3SED1-B MSD	112%	34-141	65.2%	38-102		0
3SED1-C	83.0%	34-141	67.0%	38-102		0
3SED2-A	84.0%	34-141	58.6%	38-102		0
3SED2-B	80.1%	34-141	67.2%	38-102		0
3SED2-C	96.2%	34-141	59.8%	38-102		0
3SED11-A	93.0%	34-141	67.0%	38-102		0
3SED11-B	92.2%	34-141	63.8%	38-102		0
3SED12-A	D	34-141	D	38-102		0
3SED12-B	82.5%	34-141	70.5%	38-102		0

Low Level PSDDA Control Limits
Prep Method: SW3550B
Log Number Range: 09-12717 to 09-12733

ORGANICS ANALYSIS DATA SHEET

PSDDA PCB by GC/ECD

Page 1 of 1

Sample ID: 3SED1-B

MS/MSD

Lab Sample ID: PB35C

LIMS ID: 09-12719

Matrix: Sediment

Data Release Authorized: 

Reported: 06/16/09

QC Report No: PB35-ENVIRONMENTAL SCIENCE CORP.

Project: JELD-WEN NORD DOOR

Date Sampled: 06/03/09

Date Received: 06/03/09

Date Extracted MS/MSD: 06/09/09

Sample Amount MS: 25.6 g-dry-wt

MSD: 26.0 g-dry-wt

Date Analyzed MS: 06/13/09 15:34

Final Extract Volume MS: 1.0 mL

MSD: 06/13/09 15:51

MSD: 1.0 mL

Instrument/Analyst MS: ECD5/JGR

Dilution Factor MS: 5.00

MSD: ECD5/JGR

MSD: 5.00

GPC Cleanup: No

Silica Gel: Yes

Sulfur Cleanup: Yes

Percent Moisture: 43.3%

Acid Cleanup: Yes

Florisil Cleanup: No


Analyte	Sample	MS	Spike Added-MS	MS Recovery	MSD	Spike Added-MSD	MSD Recovery	RPD
Aroclor 1016	< 3.9 U	12.8	19.5	65.6%	12.3	19.2	64.1%	4.0%
Aroclor 1260	5.3	19.7	19.5	73.8%	18.7	19.2	69.8%	5.2%

Results reported in $\mu\text{g}/\text{kg}$ (ppb)

RPD calculated using sample concentrations per SW846.

ORGANICS ANALYSIS DATA SHEET
PSDDA PCB by GC/ECD
Page 1 of 1

Sample ID: 3SED1-B
MATRIX SPIKE

Lab Sample ID: PB35C
LIMS ID: 09-12719
Matrix: Sediment
Data Release Authorized: 
Reported: 06/16/09

QC Report No: PB35-ENVIROMENTAL SCIENCE CORP.
Project: JELD-WEN NORD DOOR

Date Sampled: 06/03/09
Date Received: 06/03/09

Date Extracted: 06/09/09
Date Analyzed: 06/13/09 15:34
Instrument/Analyst: ECD5/JGR
GPC Cleanup: No
Sulfur Cleanup: Yes
Acid Cleanup: Yes
Florisil Cleanup: No

Sample Amount: 25.6 g-dry-wt
Final Extract Volume: 1.0 mL
Dilution Factor: 5.00
Silica Gel: Yes
Percent Moisture: 43.3%

CAS Number	Analyte	RL	Result
12674-11-2	Aroclor 1016	3.9	---
53469-21-9	Aroclor 1242	3.9	< 3.9 U
12672-29-6	Aroclor 1248	3.9	< 3.9 U
11097-69-1	Aroclor 1254	3.9	14
11096-82-5	Aroclor 1260	3.9	---
11104-28-2	Aroclor 1221	3.9	< 3.9 U
11141-16-5	Aroclor 1232	3.9	< 3.9 U

Reported in $\mu\text{g}/\text{kg}$ (ppb)

PCB Surrogate Recovery

Decachlorobiphenyl	91.8%
Tetrachlorometaxylene	66.0%

ORGANICS ANALYSIS DATA SHEET
PSDDA PCB by GC/ECD
Page 1 of 1

Sample ID: 3SED1-B
MATRIX SPIKE DUP

Lab Sample ID: PB35C
LIMS ID: 09-12719
Matrix: Sediment
Data Release Authorized: *[Signature]*
Reported: 06/16/09

QC Report No: PB35-ENVIROMENTAL SCIENCE CORP.
Project: JELD-WEN NORD DOOR

Date Sampled: 06/03/09
Date Received: 06/03/09

Date Extracted: 06/09/09
Date Analyzed: 06/13/09 15:51
Instrument/Analyst: ECD5/JGR
GPC Cleanup: No
Sulfur Cleanup: Yes
Acid Cleanup: Yes
Florisil Cleanup: No

Sample Amount: 26.0 g-dry-wt
Final Extract Volume: 1.0 mL
Dilution Factor: 5.00
Silica Gel: Yes
Percent Moisture: 43.3%

CAS Number	Analyte	RL	Result
12674-11-2	Aroclor 1016	3.8	---
53469-21-9	Aroclor 1242	3.8	< 3.8 U
12672-29-6	Aroclor 1248	3.8	< 3.8 U
11097-69-1	Aroclor 1254	3.8	13
11096-82-5	Aroclor 1260	3.8	---
11104-28-2	Aroclor 1221	3.8	< 3.8 U
11141-16-5	Aroclor 1232	3.8	< 3.8 U

Reported in $\mu\text{g}/\text{kg}$ (ppb)

PCB Surrogate Recovery

Decachlorobiphenyl	112%
Tetrachlorometaxylene	65.2%

ORGANICS ANALYSIS DATA SHEET
PSDDA PCB by GC/ECD
Page 1 of 1

Sample ID: LCS-060909
LAB CONTROL

Lab Sample ID: LCS-060909
LIMS ID: 09-12719
Matrix: Sediment
Data Release Authorized: *B*
Reported: 06/16/09

QC Report No: PB35-ENVIROMENTAL SCIENCE CORP.
Project: JELD-WEN NORD DOOR

Date Sampled: NA
Date Received: NA

Date Extracted: 06/09/09
Date Analyzed: 06/13/09 14:42
Instrument/Analyst: ECD5/JGR
GPC Cleanup: No
Sulfur Cleanup: Yes
Acid Cleanup: Yes
Florisil Cleanup: No

Sample Amount: 25.0 g-dry-wt
Final Extract Volume: 1.0 mL
Dilution Factor: 1.00
Silica Gel: Yes
Percent Moisture: NA

Analyte	Lab Control	Spike Added	Recovery
Aroclor 1016	11.4	20.0	57.0%
Aroclor 1260	12.6	20.0	63.0%

PCB Surrogate Recovery

Decachlorobiphenyl	55.5%
Tetrachlorometaxylene	51.5%

Results reported in $\mu\text{g}/\text{kg}$ (ppb)

4
PCB METHOD BLANK SUMMARY

BLANK NO.

PB35MBS1

Lab Name: ANALYTICAL RESOURCES, INC	Client: ESC
ARI Job No.: PB35	Project: JELD-WEN NORD DOOR
Lab Sample ID: PB35MBS1	Lab File ID: 0613B011
Date Extracted: 06/09/09	Matrix: SOLID
Date Analyzed: 06/13/09	Instrument ID: ECD5
Time Analyzed: 1425	GC Columns: ZB5/ZB35

THIS METHOD BLANK APPLIES TO THE FOLLOWING SAMPLES, MS and MSD:

	CLIENT SAMPLE NO.	LAB SAMPLE ID	DATE ANALYZED
01	PB35LCSS1	PB35LCSS1	06/13/09
02	3SED1-A	PB35A	06/13/09
03	3SED1-B	PB35C	06/13/09
04	3SED1-B MS	PB35CMS	06/13/09
05	3SED1-B MSD	PB35CMSD	06/13/09
06	3SED1-C	PB35E	06/13/09
07	3SED2-A	PB35G	06/13/09
08	3SED2-B	PB35I	06/13/09
09	3SED2-C	PB35J	06/13/09
10	3SED11-A	PB35K	06/13/09
11	3SED11-B	PB35M	06/13/09
12	3SED12-A	PB35O	06/13/09
13	3SED12-B	PB35Q	06/13/09

ALL RUNS ARE DUAL COLUMN

ORGANICS ANALYSIS DATA SHEET
PSDDA PCB by GC/ECD
Page 1 of 1

Sample ID: MB-060909
METHOD BLANK

Lab Sample ID: MB-060909
LIMS ID: 09-12719
Matrix: Sediment
Data Release Authorized:
Reported: 06/16/09

QC Report No: PB35-ENVIROMENTAL SCIENCE CORP.
Project: JELD-WEN NORD DOOR

Date Sampled: NA
Date Received: NA

Date Extracted: 06/09/09
Date Analyzed: 06/13/09 14:25
Instrument/Analyst: ECD5/JGR
GPC Cleanup: No
Sulfur Cleanup: Yes
Acid Cleanup: Yes
Florisil Cleanup: No

Sample Amount: 25.0 g
Final Extract Volume: 1.0 mL
Dilution Factor: 1.00
Silica Gel: Yes

Percent Moisture: NA

CAS Number	Analyte	RL	Result
12674-11-2	Aroclor 1016	0.8	< 0.8 U
53469-21-9	Aroclor 1242	0.8	< 0.8 U
12672-29-6	Aroclor 1248	0.8	< 0.8 U
11097-69-1	Aroclor 1254	0.8	< 0.8 U
11096-82-5	Aroclor 1260	0.8	< 0.8 U
11104-28-2	Aroclor 1221	0.8	< 0.8 U
11141-16-5	Aroclor 1232	0.8	< 0.8 U

Reported in $\mu\text{g}/\text{kg}$ (ppb)

PCB Surrogate Recovery

Decachlorobiphenyl	60.5%
Tetrachlorometaxylene	53.2%

METALS ANALYSIS

INORGANICS ANALYSIS DATA SHEET

TOTAL METALS

Page 1 of 1


Sample ID: 3SED1-A

SAMPLE

Lab Sample ID: PB35A

LIMS ID: 09-12717

Matrix: Sediment

Data Release Authorized 

Reported: 06/11/09

QC Report No: PB35-ENVIROMENTAL SCIENCE CORP.

Project: JELD-WEN NORD DOOR

Date Sampled: 06/03/09

Date Received: 06/03/09

Percent Total Solids: 61.8%

Prep Meth	Prep Date	Analysis Method	Analysis Date	CAS Number	Analyte	RL	mg/kg-dry	Q
3050B	06/08/09	6010B	06/10/09	7440-38-2	Arsenic	8	16	
3050B	06/08/09	6010B	06/10/09	7440-43-9	Cadmium	0.3	0.3	U
3050B	06/08/09	6010B	06/10/09	7440-47-3	Chromium	0.8	41.2	
3050B	06/08/09	6010B	06/10/09	7440-50-8	Copper	0.3	43.7	
3050B	06/08/09	6010B	06/10/09	7439-92-1	Lead	3	10	
CLP	06/08/09	7471A	06/10/09	7439-97-6	Mercury	0.04	0.08	
3050B	06/08/09	6010B	06/10/09	7440-22-4	Silver	0.5	0.5	U
3050B	06/08/09	6010B	06/10/09	7440-66-6	Zinc	2	74	

U-Analyte undetected at given RL

RL-Reporting Limit

INORGANICS ANALYSIS DATA SHEET

TOTAL METALS

Page 1 of 1


Sample ID: 3SED1-B

SAMPLE

Lab Sample ID: PB35C

LIMS ID: 09-12719

Matrix: Sediment

Data Release Authorized 

Reported: 06/11/09

QC Report No: PB35-ENVIROMENTAL SCIENCE CORP.

Project: JELD-WEN NORD DOOR

Date Sampled: 06/03/09

Date Received: 06/03/09

Percent Total Solids: 54.8%

Prep Meth	Prep Date	Analysis Method	Analysis Date	CAS Number	Analyte	RL	mg/kg-dry	Q
3050B	06/08/09	6010B	06/10/09	7440-38-2	Arsenic	9	16	
3050B	06/08/09	6010B	06/10/09	7440-43-9	Cadmium	0.3	0.3	U
3050B	06/08/09	6010B	06/10/09	7440-47-3	Chromium	0.9	46.5	
3050B	06/08/09	6010B	06/10/09	7440-50-8	Copper	0.3	48.1	
3050B	06/08/09	6010B	06/10/09	7439-92-1	Lead	3	11	
CLP	06/08/09	7471A	06/10/09	7439-97-6	Mercury	0.03	0.09	
3050B	06/08/09	6010B	06/10/09	7440-22-4	Silver	0.5	0.5	U
3050B	06/08/09	6010B	06/10/09	7440-66-6	Zinc	2	80	

U-Analyte undetected at given RL

RL-Reporting Limit

INORGANICS ANALYSIS DATA SHEET

TOTAL METALS

Page 1 of 1

Sample ID: 3SED1-C
SAMPLE


Lab Sample ID: PB35E

QC Report No: PB35-ENVIRONMENTAL SCIENCE CORP.

LIMS ID: 09-12721

Project: JELD-WEN NORD DOOR

Matrix: Sediment

Data Release Authorized: 

Date Sampled: 06/03/09

Reported: 06/11/09

Date Received: 06/03/09

Percent Total Solids: 54.2%

Prep Meth	Prep Date	Analysis Method	Analysis Date	CAS Number	Analyte	RL	mg/kg-dry	Q
3050B	06/08/09	6010B	06/10/09	7440-38-2	Arsenic	9	15	
3050B	06/08/09	6010B	06/10/09	7440-43-9	Cadmium	0.4	0.4	U
3050B	06/08/09	6010B	06/10/09	7440-47-3	Chromium	0.9	41.8	
3050B	06/08/09	6010B	06/10/09	7440-50-8	Copper	0.4	46.8	
3050B	06/08/09	6010B	06/10/09	7439-92-1	Lead	4	10	
CLP	06/08/09	7471A	06/10/09	7439-97-6	Mercury	0.04	0.08	
3050B	06/08/09	6010B	06/10/09	7440-22-4	Silver	0.5	0.5	U
3050B	06/08/09	6010B	06/10/09	7440-66-6	Zinc	2	73	

U-Analyte undetected at given RL

RL-Reporting Limit

INORGANICS ANALYSIS DATA SHEET

TOTAL METALS

Page 1 of 1


Sample ID: 3SED2-A

SAMPLE

Lab Sample ID: PB35G

LIMS ID: 09-12723

Matrix: Sediment

Data Release Authorized 

Reported: 06/11/09

QC Report No: PB35-ENVIROMENTAL SCIENCE CORP.

Project: JELD-WEN NORD DOOR

Date Sampled: 06/03/09

Date Received: 06/03/09

Percent Total Solids: 79.6%

Prep Meth	Prep Date	Analysis Method	Analysis Date	CAS Number	Analyte	RL	mg/kg-dry	Q
3050B	06/08/09	6010B	06/10/09	7440-38-2	Arsenic	6	9	
3050B	06/08/09	6010B	06/10/09	7440-43-9	Cadmium	0.2	0.2	U
3050B	06/08/09	6010B	06/10/09	7440-47-3	Chromium	0.6	28.4	
3050B	06/08/09	6010B	06/10/09	7440-50-8	Copper	0.2	18.4	
3050B	06/08/09	6010B	06/10/09	7439-92-1	Lead	2	6	
CLP	06/08/09	7471A	06/10/09	7439-97-6	Mercury	0.02	0.02	U
3050B	06/08/09	6010B	06/10/09	7440-22-4	Silver	0.4	0.4	U
3050B	06/08/09	6010B	06/10/09	7440-66-6	Zinc	1	45	

U-Analyte undetected at given RL

RL-Reporting Limit

INORGANICS ANALYSIS DATA SHEET

TOTAL METALS

Page 1 of 1


Sample ID: 3SED2-B

SAMPLE

Lab Sample ID: PB35I

LIMS ID: 09-12725

Matrix: Sediment

Data Release Authorized: 

Reported: 06/11/09

QC Report No: PB35-ENVIROMENTAL SCIENCE CORP.

Project: JELD-WEN NORD DOOR

Date Sampled: 06/03/09

Date Received: 06/03/09

Percent Total Solids: 60.0%

Prep Meth	Prep Date	Analysis Method	Analysis Date	CAS Number	Analyte	RL	mg/kg-dry	Q
3050B	06/08/09	6010B	06/10/09	7440-38-2	Arsenic	8	15	
3050B	06/08/09	6010B	06/10/09	7440-43-9	Cadmium	0.3	0.3	U
3050B	06/08/09	6010B	06/10/09	7440-47-3	Chromium	0.8	41.0	
3050B	06/08/09	6010B	06/10/09	7440-50-8	Copper	0.3	38.9	
3050B	06/08/09	6010B	06/10/09	7439-92-1	Lead	3	15	
CLP	06/08/09	7471A	06/10/09	7439-97-6	Mercury	0.03	0.05	
3050B	06/08/09	6010B	06/10/09	7440-22-4	Silver	0.5	0.5	U
3050B	06/08/09	6010B	06/10/09	7440-66-6	Zinc	2	74	

U-Analyte undetected at given RL

RL-Reporting Limit



INORGANICS ANALYSIS DATA SHEET

TOTAL METALS

Page 1 of 1


Sample ID: 3SED2-C

SAMPLE

Lab Sample ID: PB35J

LIMS ID: 09-12726

Matrix: Sediment

Data Release Authorized: 

Reported: 06/11/09

QC Report No: PB35-ENVIROMENTAL SCIENCE CORP.

Project: JELD-WEN NORD DOOR

Date Sampled: 06/03/09

Date Received: 06/03/09

Percent Total Solids: 64.0%

Prep Meth	Prep Date	Analysis Method	Analysis Date	CAS Number	Analyte	RL	mg/kg-dry	Q
3050B	06/08/09	6010B	06/10/09	7440-38-2	Arsenic	7	15	
3050B	06/08/09	6010B	06/10/09	7440-43-9	Cadmium	0.3	0.3	U
3050B	06/08/09	6010B	06/10/09	7440-47-3	Chromium	0.7	46.4	
3050B	06/08/09	6010B	06/10/09	7440-50-8	Copper	0.3	54.0	
3050B	06/08/09	6010B	06/10/09	7439-92-1	Lead	3	17	
CLP	06/08/09	7471A	06/10/09	7439-97-6	Mercury	0.03	0.07	
3050B	06/08/09	6010B	06/10/09	7440-22-4	Silver	0.4	1.0	
3050B	06/08/09	6010B	06/10/09	7440-66-6	Zinc	1	117	

U-Analyte undetected at given RL

RL-Reporting Limit

INORGANICS ANALYSIS DATA SHEET

TOTAL METALS

Page 1 of 1

Sample ID: 3SED11-A
SAMPLE

Lab Sample ID: PB35K

LIMS ID: 09-12727

Matrix: Sediment

Data Release Authorized

Reported: 06/11/09

QC Report No: PB35-ENVIRONMENTAL SCIENCE CORP.

Project: JELD-WEN NORD DOOR

Date Sampled: 06/03/09

Date Received: 06/03/09

Percent Total Solids: 64.1%

Prep Meth	Prep Date	Analysis Method	Analysis Date	CAS Number	Analyte	RL	mg/kg-dry	Q
3050B	06/08/09	6010B	06/10/09	7440-38-2	Arsenic	7	11	
3050B	06/08/09	6010B	06/10/09	7440-43-9	Cadmium	0.3	0.3	U
3050B	06/08/09	6010B	06/10/09	7440-47-3	Chromium	0.7	36.8	
3050B	06/08/09	6010B	06/10/09	7440-50-8	Copper	0.3	30.1	
3050B	06/08/09	6010B	06/10/09	7439-92-1	Lead	3	7	
CLP	06/08/09	7471A	06/10/09	7439-97-6	Mercury	0.04	0.05	
3050B	06/08/09	6010B	06/10/09	7440-22-4	Silver	0.4	0.4	U
3050B	06/08/09	6010B	06/10/09	7440-66-6	Zinc	1	55	

U-Analyte undetected at given RL

RL-Reporting Limit

INORGANICS ANALYSIS DATA SHEET

TOTAL METALS

Page 1 of 1


Sample ID: 3SED11-B

SAMPLE

Lab Sample ID: PB35M

LIMS ID: 09-12729

Matrix: Sediment

Data Release Authorized: 

Reported: 06/11/09

QC Report No: PB35-ENVIROMENTAL SCIENCE CORP.

Project: JELD-WEN NORD DOOR

Date Sampled: 06/03/09

Date Received: 06/03/09

Percent Total Solids: 63.1%

Prep Meth	Prep Date	Analysis Method	Analysis Date	CAS Number	Analyte	RL	mg/kg-dry	Q
3050B	06/08/09	6010B	06/10/09	7440-38-2	Arsenic	8	12	
3050B	06/08/09	6010B	06/10/09	7440-43-9	Cadmium	0.3	0.3	U
3050B	06/08/09	6010B	06/10/09	7440-47-3	Chromium	0.8	43.0	
3050B	06/08/09	6010B	06/10/09	7440-50-8	Copper	0.3	37.3	
3050B	06/08/09	6010B	06/10/09	7439-92-1	Lead	3	8	
CLP	06/08/09	7471A	06/10/09	7439-97-6	Mercury	0.03	0.06	
3050B	06/08/09	6010B	06/10/09	7440-22-4	Silver	0.5	0.5	U
3050B	06/08/09	6010B	06/10/09	7440-66-6	Zinc	2	65	

U-Analyte undetected at given RL

RL-Reporting Limit

INORGANICS ANALYSIS DATA SHEET

TOTAL METALS

Page 1 of 1


Sample ID: 3SED12-A

SAMPLE

Lab Sample ID: PB350

LIMS ID: 09-12731

Matrix: Sediment

Data Release Authorized: 

Reported: 06/11/09

QC Report No: PB35-ENVIROMENTAL SCIENCE CORP.

Project: JELD-WEN NORD DOOR

Date Sampled: 06/03/09

Date Received: 06/03/09

Percent Total Solids: 66.0%

Prep Meth	Prep Date	Analysis Method	Analysis Date	CAS Number	Analyte	RL	mg/kg-dry	Q
3050B	06/08/09	6010B	06/10/09	7440-38-2	Arsenic	7	12	
3050B	06/08/09	6010B	06/10/09	7440-43-9	Cadmium	0.3	0.3	U
3050B	06/08/09	6010B	06/10/09	7440-47-3	Chromium	0.7	37.2	
3050B	06/08/09	6010B	06/10/09	7440-50-8	Copper	0.3	29.0	
3050B	06/08/09	6010B	06/10/09	7439-92-1	Lead	3	8	
CLP	06/08/09	7471A	06/10/09	7439-97-6	Mercury	0.03	0.05	
3050B	06/08/09	6010B	06/10/09	7440-22-4	Silver	0.4	0.4	U
3050B	06/08/09	6010B	06/10/09	7440-66-6	Zinc	1	54	

U-Analyte undetected at given RL

RL-Reporting Limit

INORGANICS ANALYSIS DATA SHEET

TOTAL METALS

Page 1 of 1


Sample ID: 3SED12-B

SAMPLE

Lab Sample ID: PB35Q

LIMS ID: 09-12733

Matrix: Sediment

Data Release Authorized 

Reported: 06/11/09

QC Report No: PB35-ENVIROMENTAL SCIENCE CORP.

Project: JELD-WEN NORD DOOR

Date Sampled: 06/03/09

Date Received: 06/03/09

Percent Total Solids: 57.7%

Prep Meth	Prep Date	Analysis Method	Analysis Date	CAS Number	Analyte	RL	mg/kg-dry	Q
3050B	06/08/09	6010B	06/10/09	7440-38-2	Arsenic	8	13	
3050B	06/08/09	6010B	06/10/09	7440-43-9	Cadmium	0.3	0.3	U
3050B	06/08/09	6010B	06/10/09	7440-47-3	Chromium	0.8	42.0	
3050B	06/08/09	6010B	06/10/09	7440-50-8	Copper	0.3	37.4	
3050B	06/08/09	6010B	06/10/09	7439-92-1	Lead	3	8	
CLP	06/08/09	7471A	06/10/09	7439-97-6	Mercury	0.04	0.06	
3050B	06/08/09	6010B	06/10/09	7440-22-4	Silver	0.5	0.5	U
3050B	06/08/09	6010B	06/10/09	7440-66-6	Zinc	2	64	

U-Analyte undetected at given RL

RL-Reporting Limit

INORGANICS ANALYSIS DATA SHEET

TOTAL METALS

Page 1 of 1


Sample ID: 3SED1-A

MATRIX SPIKE

Lab Sample ID: PB35A

LIMS ID: 09-12717

Matrix: Sediment

Data Release Authorized: 

Reported: 06/11/09

QC Report No: PB35-ENVIROMENTAL SCIENCE CORP.

Project: JELD-WEN NORD DOOR

Date Sampled: 06/03/09

Date Received: 06/03/09

MATRIX SPIKE QUALITY CONTROL REPORT

Analyte	Analysis Method	Sample	Spike	Spike Added	% Recovery	Q
Arsenic	6010B	16	306	307	94.5%	
Cadmium	6010B	0.3 U	72.4	76.6	94.5%	
Chromium	6010B	41.2	115	76.6	96.3%	
Copper	6010B	43.7	117	76.6	95.7%	
Lead	6010B	10	289	307	90.9%	
Mercury	7471A	0.08	0.45	0.363	102%	
Silver	6010B	0.5 U	73.2	76.6	95.6%	
Zinc	6010B	74	147	76.6	95.3%	

Reported in mg/kg-dry

N-Control Limit Not Met

H-% Recovery Not Applicable, Sample Concentration Too High

NA-Not Applicable, Analyte Not Spiked

Percent Recovery Limits: 75-125%

INORGANICS ANALYSIS DATA SHEET

TOTAL METALS

Page 1 of 1

Sample ID: 3SED1-A
DUPLICATE

Lab Sample ID: PB35A
LIMS ID: 09-12717
Matrix: Sediment
Data Release Authorized
Reported: 06/11/09

QC Report No: PB35-ENVIRONMENTAL SCIENCE CORP.
Project: JELD-WEN NORD DOOR

Date Sampled: 06/03/09
Date Received: 06/03/09

MATRIX DUPLICATE QUALITY CONTROL REPORT

Analyte	Analysis Method	Sample	Duplicate	RPD	Control Limit	Q
Arsenic	6010B	16	15	6.5%	+/- 8	L
Cadmium	6010B	0.3 U	0.3 U	0.0%	+/- 0.3	L
Chromium	6010B	41.2	42.7	3.6%	+/- 20%	
Copper	6010B	43.7	42.7	2.3%	+/- 20%	
Lead	6010B	10	10	0.0%	+/- 3	L
Mercury	7471A	0.08	0.07	13.3%	+/- 0.04	L
Silver	6010B	0.5 U	0.5 U	0.0%	+/- 0.5	L
Zinc	6010B	74	74	0.0%	+/- 20%	

Reported in mg/kg-dry

*-Control Limit Not Met

L-RPD Invalid, Limit = Detection Limit

INORGANICS ANALYSIS DATA SHEET

TOTAL METALS


Page 1 of 1

Sample ID: LAB CONTROL

Lab Sample ID: PB35LCS

LIMS ID: 09-12719

Matrix: Sediment

Data Release Authorized: 

Reported: 06/11/09

QC Report No: PB35-ENVIROMENTAL SCIENCE CORP.

Project: JELD-WEN NORD DOOR

Date Sampled: NA

Date Received: NA

BLANK SPIKE QUALITY CONTROL REPORT

Analyte	Analysis Method	Spike Found	Spike Added	% Recovery	Q
Arsenic	6010B	215	200	108%	
Cadmium	6010B	50.7	50.0	101%	
Chromium	6010B	51.8	50.0	104%	
Copper	6010B	50.8	50.0	102%	
Lead	6010B	202	200	101%	
Mercury	7471A	0.52	0.50	104%	
Silver	6010B	54.4	50.0	109%	
Zinc	6010B	49	50	98.0%	

Reported in mg/kg-dry

N-Control limit not met

NA-Not Applicable, Analyte Not Spiked


Control Limits: 80-120%



**INORGANICS ANALYSIS DATA SHEET
TOTAL METALS**

Sample ID: METHOD BLANK

Page 1 of 1

Lab Sample ID: PB35MB
LIMS ID: 09-12719
Matrix: Sediment
Data Release Authorized 
Reported: 06/11/09

QC Report No: PB35-ENVIROMENTAL SCIENCE CORP.
Project: JELD-WEN NORD DOOR

Date Sampled: NA
Date Received: NA

Percent Total Solids: NA

Prep Meth	Prep Date	Analysis Method	Analysis Date	CAS Number	Analyte	RL	mg/kg-dry	Q
3050B	06/08/09	6010B	06/10/09	7440-38-2	Arsenic	5	5	U
3050B	06/08/09	6010B	06/10/09	7440-43-9	Cadmium	0.2	0.2	U
3050B	06/08/09	6010B	06/10/09	7440-47-3	Chromium	0.5	0.5	U
3050B	06/08/09	6010B	06/10/09	7440-50-8	Copper	0.2	0.2	U
3050B	06/08/09	6010B	06/10/09	7439-92-1	Lead	2	2	U
CLP	06/08/09	7471A	06/10/09	7439-97-6	Mercury	0.02	0.02	U
3050B	06/08/09	6010B	06/10/09	7440-22-4	Silver	0.3	0.3	U
3050B	06/08/09	6010B	06/10/09	7440-66-6	Zinc	1	1	U

U-Analyte undetected at given RL
RL-Reporting Limit

GENERAL CHEMISTRY ANALYSIS

SAMPLE RESULTS-CONVENTIONALS
PB35-ENVIROMENTAL SCIENCE CORP.



Matrix: Sediment
Data Release Authorized: *MB*
Reported: 06/11/09

Project: JELD-WEN NORD DOOR
Event: NA
Date Sampled: 06/03/09
Date Received: 06/03/09

Client ID: 3SED1-A
ARI ID: 09-12717 PB35A

Analyte	Date	Method	Units	RL	Sample
Total Solids	06/05/09 060509#1	EPA 160.3	Percent	0.01	56.50
Total Volatile Solids	06/05/09 060509#1	EPA 160.4	Percent	0.01	6.34
N-Ammonia	06/09/09 060909#1	EPA 350.1M	mg-N/kg	0.17	5.03
Total Organic Carbon	06/08/09 060809#1	Plumb, 1981	Percent	0.020	2.20

RL Analytical reporting limit
U Undetected at reported detection limit

Ammonia determined on 2N KCl extracts.



SAMPLE RESULTS-CONVENTIONALS
PB35-ENVIROMENTAL SCIENCE CORP.



Matrix: Sediment
Data Release Authorized: *MR*
Reported: 06/11/09

Project: JELD-WEN NORD DOOR
Event: NA
Date Sampled: 06/03/09
Date Received: 06/03/09

Client ID: 3SED1-A
ARI ID: 09-12718 PB35B

Analyte	Date	Method	Units	RL	Sample
Preserved Total Solids	06/08/09 060809#1	EPA 160.3	Percent	0.01	61.60
Sulfide	06/08/09 060809#2	EPA 376.2	mg/kg	8.51	54.3

RL Analytical reporting limit
U Undetected at reported detection limit

SAMPLE RESULTS-CONVENTIONALS
PB35-ENVIROMENTAL SCIENCE CORP.



Matrix: Sediment
Data Release Authorized: *MS*
Reported: 06/11/09

Project: JELD-WEN NORD DOOR
Event: NA
Date Sampled: 06/03/09
Date Received: 06/03/09

Client ID: 3SED1-B
ARI ID: 09-12719 PB35C

Analyte	Date	Method	Units	RL	Sample
Total Solids	06/05/09 060509#1	EPA 160.3	Percent	0.01	55.50
Total Volatile Solids	06/05/09 060509#1	EPA 160.4	Percent	0.01	6.14
N-Ammonia	06/09/09 060909#1	EPA 350.1M	mg-N/kg	0.17	8.48
Total Organic Carbon	06/08/09 060809#1	Plumb,1981	Percent	0.020	3.06

RL Analytical reporting limit
U Undetected at reported detection limit

Ammonia determined on 2N KCl extracts.

SAMPLE RESULTS-CONVENTIONALS
PB35-ENVIROMENTAL SCIENCE CORP.



Matrix: Sediment
Data Release Authorized: *MP*
Reported: 06/11/09

Project: JELD-WEN NORD DOOR
Event: NA
Date Sampled: 06/03/09
Date Received: 06/03/09

Client ID: 3SED1-B
ARI ID: 09-12720 PB35D

Analyte	Date	Method	Units	RL	Sample
Preserved Total Solids	06/08/09 060809#1	EPA 160.3	Percent	0.01	57.50
Sulfide	06/08/09 060809#1	EPA 376.2	mg/kg	8.53	48.8

RL Analytical reporting limit
U Undetected at reported detection limit



SAMPLE RESULTS-CONVENTIONALS
PB35-ENVIROMENTAL SCIENCE CORP.



Matrix: Sediment
Data Release Authorized: *MMO*
Reported: 06/11/09

Project: JELD-WEN NORD DOOR
Event: NA
Date Sampled: 06/03/09
Date Received: 06/03/09

Client ID: 3SED1-C
ARI ID: 09-12721 PB35E

Analyte	Date	Method	Units	RL	Sample
Total Solids	06/05/09 060509#1	EPA 160.3	Percent	0.01	56.50
Total Volatile Solids	06/05/09 060509#1	EPA 160.4	Percent	0.01	5.72
N-Ammonia	06/09/09 060909#1	EPA 350.1M	mg-N/kg	0.17	8.15
Total Organic Carbon	06/08/09 060809#1	Plumb, 1981	Percent	0.020	2.30


RL Analytical reporting limit
U Undetected at reported detection limit

Ammonia determined on 2N KCl extracts.



SAMPLE RESULTS-CONVENTIONALS
PB35-ENVIROMENTAL SCIENCE CORP.



Matrix: Sediment
Data Release Authorized: 
Reported: 06/11/09

Project: JELD-WEN NORD DOOR
Event: NA
Date Sampled: 06/03/09
Date Received: 06/03/09

Client ID: 3SED1-C
ARI ID: 09-12722 PB35F

Analyte	Date	Method	Units	RL	Sample
Preserved Total Solids	06/08/09 060809#1	EPA 160.3	Percent	0.01	51.30
Sulfide	06/08/09 060809#1	EPA 376.2	mg/kg	2.00	7.77

RL Analytical reporting limit
U Undetected at reported detection limit



SAMPLE RESULTS-CONVENTIONALS
PB35-ENVIROMENTAL SCIENCE CORP.



Matrix: Sediment
Data Release Authorized: *mb*
Reported: 06/11/09

Project: JELD-WEN NORD DOOR
Event: NA
Date Sampled: 06/03/09
Date Received: 06/03/09

Client ID: 3SED2-A
ARI ID: 09-12723 PB35G

Analyte	Date	Method	Units	RL	Sample
Total Solids	06/05/09 060509#1	EPA 160.3	Percent	0.01	81.40
Total Volatile Solids	06/05/09 060509#1	EPA 160.4	Percent	0.01	2.09
N-Ammonia	06/09/09 060909#1	EPA 350.1M	mg-N/kg	0.12	1.44
Total Organic Carbon	06/08/09 060809#1	Plumb,1981	Percent	0.020	2.12

RL Analytical reporting limit
U Undetected at reported detection limit

Ammonia determined on 2N KCl extracts.



SAMPLE RESULTS-CONVENTIONALS
PB35-ENVIROMENTAL SCIENCE CORP.



Matrix: Sediment
Data Release Authorized: *MS*
Reported: 06/11/09

Project: JELD-WEN NORD DOOR
Event: NA
Date Sampled: 06/03/09
Date Received: 06/03/09

Client ID: 3SED2-A
ARI ID: 09-12724 PB35H

Analyte	Date	Method	Units	RL	Sample
Preserved Total Solids	06/08/09 060809#1	EPA 160.3	Percent	0.01	81.40
Sulfide	06/08/09 060809#1	EPA 376.2	mg/kg	64.4	492

RL Analytical reporting limit
U Undetected at reported detection limit



SAMPLE RESULTS-CONVENTIONALS
PB35-ENVIROMENTAL SCIENCE CORP.



Matrix: Sediment
Data Release Authorized: *NB*
Reported: 06/11/09

Project: JELD-WEN NORD DOOR
Event: NA
Date Sampled: 06/03/09
Date Received: 06/03/09

Client ID: 3SED2-B
ARI ID: 09-12725 PB35I

Analyte	Date	Method	Units	RL	Sample
Total Solids	06/05/09 060509#1	EPA 160.3	Percent	0.01	68.80
Preserved Total Solids	06/08/09 060809#1	EPA 160.3	Percent	0.01	55.60
Total Volatile Solids	06/05/09 060509#1	EPA 160.4	Percent	0.01	4.94
N-Ammonia	06/09/09 060909#1	EPA 350.1M	mg-N/kg	0.14	9.51
Sulfide	06/08/09 060809#1	EPA 376.2	mg/kg	36.5	250
Total Organic Carbon	06/08/09 060809#1	Plumb, 1981	Percent	0.020	3.25

RL Analytical reporting limit
U Undetected at reported detection limit

Ammonia determined on 2N KCl extracts.



SAMPLE RESULTS-CONVENTIONALS
PB35-ENVIROMENTAL SCIENCE CORP.



Matrix: Sediment
Data Release Authorized: *NR*
Reported: 06/11/09

Project: JELD-WEN NORD DOOR
Event: NA
Date Sampled: 06/03/09
Date Received: 06/03/09

Client ID: 3SED2-C
ARI ID: 09-12726 PB35J

Analyte	Date	Method	Units	RL	Sample
Total Solids	06/05/09 060509#1	EPA 160.3	Percent	0.01	61.90
Preserved Total Solids	06/08/09 060809#1	EPA 160.3	Percent	0.01	55.00
Total Volatile Solids	06/05/09 060509#1	EPA 160.4	Percent	0.01	9.87
N-Ammonia	06/09/09 060909#1	EPA 350.1M	mg-N/kg	0.15	5.95
Sulfide	06/08/09 060809#1	EPA 376.2	mg/kg	99.9	462
Total Organic Carbon	06/08/09 060809#1	Plumb, 1981	Percent	0.020	5.41

RL Analytical reporting limit
U Undetected at reported detection limit

Ammonia determined on 2N KCl extracts.



SAMPLE RESULTS-CONVENTIONALS
PB35-ENVIROMENTAL SCIENCE CORP.



Matrix: Sediment
Data Release Authorized: *MB*
Reported: 06/11/09

Project: JELD-WEN NORD DOOR
Event: NA
Date Sampled: 06/03/09
Date Received: 06/03/09

Client ID: 3SED11-A
ARI ID: 09-12727 PB35K

Analyte	Date	Method	Units	RL	Sample
Total Solids	06/05/09 060509#1	EPA 160.3	Percent	0.01	64.40
Total Volatile Solids	06/05/09 060509#1	EPA 160.4	Percent	0.01	3.23
N-Ammonia	06/09/09 060909#1	EPA 350.1M	mg-N/kg	0.15	5.96
Total Organic Carbon	06/08/09 060809#1	Plumb, 1981	Percent	0.020	1.12

RL Analytical reporting limit
U Undetected at reported detection limit

Ammonia determined on 2N KCl extracts.



SAMPLE RESULTS-CONVENTIONALS
PB35-ENVIROMENTAL SCIENCE CORP.



Matrix: Sediment
Data Release Authorized: *MB*
Reported: 06/11/09

Project: JELD-WEN NORD DOOR
Event: NA
Date Sampled: 06/03/09
Date Received: 06/03/09

Client ID: 3SED11-A
ARI ID: 09-12728 PB35L

Analyte	Date	Method	Units	RL	Sample
Preserved Total Solids	06/08/09 060809#1	EPA 160.3	Percent	0.01	64.50
Sulfide	06/08/09 060809#1	EPA 376.2	mg/kg	1.65	13.4

RL Analytical reporting limit
U Undetected at reported detection limit



SAMPLE RESULTS-CONVENTIONALS
PB35-ENVIROMENTAL SCIENCE CORP.



Matrix: Sediment
Data Release Authorized: *YMB*
Reported: 06/11/09

Project: JELD-WEN NORD DOOR
Event: NA
Date Sampled: 06/03/09
Date Received: 06/03/09

Client ID: 3SED11-B
ARI ID: 09-12729 PB35M

Analyte	Date	Method	Units	RL	Sample
Total Solids	06/05/09 060509#1	EPA 160.3	Percent	0.01	62.90
Total Volatile Solids	06/05/09 060509#1	EPA 160.4	Percent	0.01	4.08
N-Ammonia	06/09/09 060909#1	EPA 350.1M	mg-N/kg	0.15	6.89
Total Organic Carbon	06/08/09 060809#1	Plumb, 1981	Percent	0.020	1.03

RL Analytical reporting limit
U Undetected at reported detection limit

Ammonia determined on 2N KCl extracts.



SAMPLE RESULTS-CONVENTIONALS
PB35-ENVIROMENTAL SCIENCE CORP.



Matrix: Sediment
Data Release Authorized: *MB*
Reported: 06/11/09

Project: JELD-WEN NORD DOOR
Event: NA
Date Sampled: 06/03/09
Date Received: 06/03/09

Client ID: 3SED11-B
ARI ID: 09-12730 PB35N

Analyte	Date	Method	Units	RL	Sample
Preserved Total Solids	06/08/09 060809#1	EPA 160.3	Percent	0.01	60.60
Sulfide	06/08/09 060809#1	EPA 376.2	mg/kg	1.67	21.0

RL Analytical reporting limit
U Undetected at reported detection limit

SAMPLE RESULTS-CONVENTIONALS
PB35-ENVIROMENTAL SCIENCE CORP.



Matrix: Sediment
Data Release Authorized *ms*
Reported: 06/11/09

Project: JELD-WEN NORD DOOR
Event: NA
Date Sampled: 06/03/09
Date Received: 06/03/09

Client ID: 3SED12-A
ARI ID: 09-12731 PB350

Analyte	Date	Method	Units	RL	Sample
Total Solids	06/05/09 060509#1	EPA 160.3	Percent	0.01	68.00
Total Volatile Solids	06/05/09 060509#1	EPA 160.4	Percent	0.01	2.91
N-Ammonia	06/09/09 060909#1	EPA 350.1M	mg-N/kg	0.14	9.94
Total Organic Carbon	06/08/09 060809#1	Plumb, 1981	Percent	0.020	0.814

RL Analytical reporting limit
U Undetected at reported detection limit

Ammonia determined on 2N KCl extracts.



SAMPLE RESULTS-CONVENTIONALS
PB35-ENVIROMENTAL SCIENCE CORP.



Matrix: Sediment
Data Release Authorized: *AKB*
Reported: 06/11/09

Project: JELD-WEN NORD DOOR
Event: NA
Date Sampled: 06/03/09
Date Received: 06/03/09

Client ID: 3SED12-A
ARI ID: 09-12732 PB35P

Analyte	Date	Method	Units	RL	Sample
Preserved Total Solids	06/08/09 060809#1	EPA 160.3	Percent	0.01	61.50
Sulfide	06/08/09 060809#1	EPA 376.2	mg/kg	8.59	74.1

RL Analytical reporting limit
U Undetected at reported detection limit



SAMPLE RESULTS-CONVENTIONALS
PB35-ENVIROMENTAL SCIENCE CORP.



Matrix: Sediment
Data Release Authorized *MS*
Reported: 06/11/09

Project: JELD-WEN NORD DOOR
Event: NA
Date Sampled: 06/03/09
Date Received: 06/03/09

Client ID: 3SED12-B
ARI ID: 09-12733 PB35Q

Analyte	Date	Method	Units	RL	Sample
Total Solids	06/05/09 060509#1	EPA 160.3	Percent	0.01	59.30
Total Volatile Solids	06/05/09 060509#1	EPA 160.4	Percent	0.01	4.44
N-Ammonia	06/09/09 060909#1	EPA 350.1M	mg-N/kg	0.16	7.19
Total Organic Carbon	06/08/09 060809#1	Plumb, 1981	Percent	0.020	1.45

RL Analytical reporting limit
U Undetected at reported detection limit

Ammonia determined on 2N KCl extracts.



SAMPLE RESULTS-CONVENTIONALS
PB35-ENVIROMENTAL SCIENCE CORP.




Matrix: Sediment
Data Release Authorized *ms*
Reported: 06/11/09

Project: JELD-WEN NORD DOOR
Event: NA
Date Sampled: 06/03/09
Date Received: 06/03/09

Client ID: 3SED12-B
ARI ID: 09-12734 PB35R

Analyte	Date	Method	Units	RL	Sample
Preserved Total Solids	06/08/09 060809#1	EPA 160.3	Percent	0.01	60.90
Sulfide	06/08/09 060809#1	EPA 376.2	mg/kg	35.0	173

RL Analytical reporting limit
U Undetected at reported detection limit



MS/MSD RESULTS-CONVENTIONALS
PB35-ENVIROMENTAL SCIENCE CORP.



Matrix: Sediment
Data Release Authorized: *MS*
Reported: 06/11/09

Project: JELD-WEN NORD DOOR
Event: NA
Date Sampled: 06/03/09
Date Received: 06/03/09

Analyte	Date	Units	Sample	Spike	Spike Added	Recovery
ARI ID: PB35A Client ID: 3SED1-A						
N-Ammonia	06/09/09	mg-N/kg	5.03	170	165	100.0%
ARI ID: PB35B Client ID: 3SED1-A						
Sulfide	06/08/09	mg/kg	54.3	246	200	95.8%
ARI ID: PB35K Client ID: 3SED11-A						
Total Organic Carbon	06/08/09	Percent	1.12	2.27	1.23	93.6%



REPLICATE RESULTS-CONVENTIONALS
 PB35-ENVIROMENTAL SCIENCE CORP.



Matrix: Sediment
 Data Release Authorized *MP*
 Reported: 06/11/09

Project: JELD-WEN NORD DOOR
 Event: NA
 Date Sampled: 06/03/09
 Date Received: 06/03/09

Analyte	Date	Units	Sample	Replicate (s)	RPD/RSD
ARI ID: PB35A Client ID: 3SED1-A					
N-Ammonia	06/09/09	mg-N/kg	5.03	5.80 5.65	7.4%
ARI ID: PB35B Client ID: 3SED1-A					
Preserved Total Solids	06/08/09	Percent	61.60	62.90 59.50	2.8%
Sulfide	06/08/09	mg/kg	54.3	46.1	16.3%
ARI ID: PB35K Client ID: 3SED11-A					
Total Solids	06/05/09	Percent	64.40	65.30 65.20	0.8%
Total Volatile Solids	06/05/09	Percent	3.23	3.28 3.26	0.8%
Total Organic Carbon	06/08/09	Percent	1.12	0.995 1.16	7.9%

LAB CONTROL RESULTS-CONVENTIONALS
PB35-ENVIROMENTAL SCIENCE CORP.



Matrix: Sediment
Data Release Authorized: *MB*
Reported: 06/11/09

Project: JELD-WEN NORD DOOR
Event: NA
Date Sampled: NA
Date Received: NA

Analyte	Date	Units	LCS	Spike Added	Recovery
Sulfide	06/08/09	mg/kg	5.91	5.84	101.2%
	06/08/09		5.31	5.84	90.9%
Total Organic Carbon	06/08/09	Percent	0.463	0.500	92.6%



METHOD BLANK RESULTS-CONVENTIONALS
PB35-ENVIROMENTAL SCIENCE CORP.



Matrix: Sediment
Data Release Authorized *ms*
Reported: 06/11/09

Project: JELD-WEN NORD DOOR
Event: NA
Date Sampled: NA
Date Received: NA

Analyte	Date	Units	Blank
Total Solids	06/05/09	Percent	< 0.01 U
Preserved Total Solids	06/08/09	Percent	< 0.01 U
Total Volatile Solids	06/05/09	Percent	< 0.01 U
N-Ammonia	06/09/09	mg-N/kg	< 0.10 U
Sulfide	06/08/09 06/08/09	mg/kg	< 1.00 U < 0.05 U
Total Organic Carbon	06/08/09	Percent	< 0.020 U



STANDARD REFERENCE RESULTS-CONVENTIONALS
PB35-ENVIROMENTAL SCIENCE CORP.



Matrix: Sediment
Data Release Authorized *MB*
Reported: 06/11/09

Project: JELD-WEN NORD DOOR
Event: NA
Date Sampled: NA
Date Received: NA

Analyte/SRM ID	Date	Units	SRM	True Value	Recovery
N-Ammonia SPEX 28-24AS	06/09/09	mg-N/kg	102	100	102.0%
Total Organic Carbon NIST #8704	06/08/09	Percent	3.15	3.35	94.0%

GEOTECHNICAL ANALYSIS

Environmental Science Corp.
JELD-WEN NORD DOOR

Apparent Grain Size Distribution Summary
Percent Finer Than Indicated Size

Sample No.	Gravel		Very Coarse Sand	Coarse Sand	Medium Sand	Fine Sand	Very Fine Sand	Silt			Clay		
	3/8"	-3.00						5.00	6.00	7.00	8.00	9.00	10.00
Phi Size	-2.00	-1.00	0.00	1.00	2.00	3.00	4.00	5.00	6.00	7.00	8.00	9.00	10.00
Sieve Size (microns)	#4 (4750)	#10 (2000)	#18 (1000)	#35 (500)	#60 (250)	#120 (125)	#230 (63)	31.00	15.60	7.80	3.90	2.00	1.00
3SED12-A	100.00	99.82	99.70	98.85	97.67	90.01	57.35	31.76	18.68	10.61	7.25	5.22	3.07
	100.00	100.00	99.82	98.97	97.79	90.71	56.65	30.28	16.76	9.69	6.72	4.86	2.89
	100.00	99.87	99.80	98.82	97.99	91.50	58.00	31.86	18.77	10.40	7.29	5.11	3.10
3SED1-A	100.00	92.53	85.17	79.50	60.77	54.89	51.62	42.97	29.57	17.54	7.63	7.55	4.46
3SED1-B	100.00	98.34	94.35	84.95	78.53	74.02	70.41	58.70	38.37	23.51	15.31	10.59	6.43
3SED1-C	100.00	87.92	84.54	74.33	66.12	61.23	57.08	47.08	30.03	17.86	11.88	8.48	5.07
3SED2-A	100.00	68.42	58.98	33.97	12.72	5.29	3.80	3.56	2.82	1.84	1.25	0.88	0.50
3SED2-B	100.00	98.52	94.18	88.84	77.45	66.64	28.09	21.09	15.14	9.34	6.33	4.32	2.61
3SED2-C	100.00	96.39	93.82	79.25	62.63	51.96	45.73	37.19	25.96	16.28	10.71	7.66	4.65
3SED11-A	100.00	99.40	99.21	98.98	96.76	87.06	55.52	32.66	18.68	10.88	7.71	5.49	3.30
3SED11-B	100.00	98.24	98.13	97.73	95.66	86.86	62.79	38.50	23.01	13.77	8.87	6.44	3.95
3SED12-B	100.00	100.00	99.90	98.55	97.49	92.05	72.58	46.59	25.59	14.07	9.41	6.82	4.01

Notes to the Testing:

1. Organic matter was not removed prior to testing, thus the reported values are the "apparent" grain size distribution. See narrative for discussion of the testing.

Environmental Science Corp.
JELD-WEN NORD DOOR

Apparent Grain Size Distribution Summary
Percent Retained in Each Size Fraction

Sample No.	Gravel	Very Coarse Sand	Coarse Sand	Medium Sand	Fine Sand	Very Fine Sand	Coarse Silt	Medium Silt	Fine Silt	Very Fine Silt	Clay			Total Fines
											9 to 10	8 to 9	7 to 8	
Phi Size	> -1	-1 to 0	0 to 1	1 to 2	2 to 3	3 to 4	4 to 5	5 to 6	6 to 7	7 to 8	8 to 9	9 to 10	< 10	< 4
Sieve Size (microns)	> #10 (2000)	10 to 18 (2000-10000)	18-35 (10000-5000)	35-60 (5000-2500)	60-120 (250-125)	120-230 (125-62)	62.5-31.0	31.0-15.6	15.6-7.8	7.8-3.9	3.9-2.0	2.0-1.0	< 1.0	< 230 (< 62)
3SED12-A	0.3	0.3	0.5	1.2	7.7	32.7	25.6	13.1	8.1	3.4	2.0	2.1	3.1	57.3
	0.2	0.3	0.6	1.2	7.1	34.1	26.4	13.5	7.1	3.0	1.9	2.0	2.9	56.6
	0.2	0.4	0.6	0.8	6.5	33.5	26.1	13.1	8.4	3.1	2.2	2.0	3.1	58.0
3SED1-A	14.8	5.7	7.3	11.4	5.9	3.3	8.7	13.4	12.0	9.9	0.1	3.1	4.5	51.6
3SED1-B	5.7	4.3	5.2	6.4	4.5	3.6	11.7	20.3	14.9	8.2	4.7	4.2	6.4	70.4
3SED1-C	15.5	4.3	5.9	8.2	4.9	4.1	10.0	17.0	12.2	6.0	3.4	3.4	5.1	57.1
3SED2-A	41.0	8.4	16.6	21.3	7.4	1.5	0.2	0.7	1.0	0.6	0.4	0.4	0.5	3.8
3SED2-B	5.8	5.3	11.4	24.4	16.4	8.6	7.0	5.9	5.8	3.0	2.0	1.7	2.6	28.1
3SED2-C	6.2	5.1	9.4	16.6	10.7	6.2	8.5	11.2	9.7	5.6	3.1	3.0	4.6	45.7
3SED11-A	0.8	0.2	0.7	1.5	9.7	31.5	22.9	14.0	7.8	3.2	2.2	2.2	3.3	55.5
3SED11-B	1.9	0.4	0.6	1.4	8.8	24.1	24.3	15.5	9.2	4.9	2.4	2.5	4.0	62.8
3SED12-B	0.1	0.7	0.7	1.1	5.4	19.5	26.0	21.0	11.5	4.7	2.6	2.8	4.0	72.6

Notes to the Testing:

1. Organic matter was not removed prior to testing, thus the reported values are the "apparent" grain size distribution. See narrative for discussion of the testing.

QA SUMMARY

Client:	Environmental Science Corp.	Client Project No.:	JELD-WEN NORD DOOR
ARI Trip. Sample ID:	PB35 O	Batch No.:	PB35-1
Client Trip. Sample ID:	3SED12-A	Page:	1 of 1

Sample ID	Relative Standard Deviation, By Phi Size													
	-3	-2	-1	0	1	2	3	4	5	6	7	8	9	10
3SED12-A	100.0	99.8	99.7	99.4	98.9	97.7	90.0	57.3	31.8	18.7	10.6	7.2	5.2	3.1
	100.0	100.0	99.8	99.6	99.0	97.8	90.7	56.6	30.3	16.8	9.7	6.7	4.9	2.9
	100.0	99.9	99.8	99.4	98.8	98.0	91.5	58.0	31.9	18.8	10.4	7.3	5.1	3.1
AVE	99.90	99.78	99.43	98.88	97.81	90.74	57.33	31.30	18.07	10.23	7.09	5.06	3.02	
STDEV	NA	0.09	0.07	0.11	0.08	0.16	0.75	0.68	0.88	1.14	0.48	0.31	0.18	0.11
%RSD	NA	0.09	0.07	0.11	0.08	0.16	0.82	1.18	2.82	6.29	4.71	4.44	3.58	3.69

The Triplicate Applies To The Following Samples

Client ID	Date Sampled	Date Extracted	Date Complete	QA Ratio (95-105)	Data Qualifiers	Pipette Portion (5.0-25.0g)
3SED12-A	6/3/2009	6/15/2009	6/19/2009	104.4		22.4
	6/3/2009	6/15/2009	6/19/2009	95.9		21.9
	6/3/2009	6/15/2009	6/19/2009	102.7		22.2
3SED1-A	6/3/2009	6/15/2009	6/19/2009	97.1		23.4
3SED1-B	6/3/2009	6/15/2009	6/19/2009	101.2		19.8
3SED1-C	6/3/2009	6/15/2009	6/19/2009	97.2		16.4
3SED2-A	6/3/2009	6/15/2009	6/19/2009	99.5		4.8
3SED2-B	6/3/2009	6/15/2009	6/19/2009	101.6		13.5
3SED2-C	6/3/2009	6/15/2009	6/19/2009	101.6		19.9
3SED11-A	6/3/2009	6/17/2009	6/19/2009	102.1		19.1
3SED11-B	6/3/2009	6/15/2009	6/19/2009	101.1		23.4
3SED12-B	6/3/2009	6/15/2009	6/19/2009	102.1		19.1

* ARI internal QA limits = 95-105%

Notes to the Testing:

1. Organic matter was not removed prior to testing, thus the reported values are the "apparent" grain size distribution. See narrative for discussion of the testing.

TOTAL SOLIDS

Solids Data Entry Report
Date: 06/09/09

Checked by: KU Date: 6/09/09
Data Analyst: MH

Solids Determination performed on 06/08/09 by MH

JOB	SAMPLE	CLIENTID	TAREWEIGHT	SAMPDISH	DRYWEIGHT	SOLIDS
PB35	A	3SED1-A	0.960	10.318	6.741	61.78
PB35	C	3SED1-B	0.975	10.333	6.105	54.82
PB35	E	3SED1-C	0.969	10.389	6.079	54.25
PB35	G	3SED2-A	0.985	10.603	8.643	79.62
PB35	I	3SED2-B	0.954	10.280	6.547	59.97
PB35	J	3SED2-C	0.989	10.508	7.083	64.02
PB35	K	3SED11-A	0.985	10.789	7.269	64.10
PB35	M	3SED11-B	0.983	10.783	7.165	63.08
PB35	O	3SED12-A	1.006	10.316	7.149	65.98
PB35	Q	3SED12-B	0.990	10.344	6.391	57.74



Metals Total Solids

Oven in: Analyst: MH Date: 6/08/09 Time: 1615 Temp: 100°C

Oven out: Analyst: MH Date: 6/09/09 Time: 0920 Temp: 100°C

ARI Sample ID	Tare Weight (g)	Tare + Sample Wet (g)	Tare + Sample Dry (g)	Comments
PB60 A	0.972	10.281	10.030	
" B	0.976	10.240	10.028	
" C	1.011	10.793	10.409	
" D	0.993	10.359	9.953	
" E	0.953	10.441	10.093	
PB35 A	0.960	10.318	6.741	
" C	0.975	10.333	6.105	
" E	0.969	10.389	6.079	
" G	0.985	10.603	8.643	
" I	0.954	10.280	6.547	
" J	0.989	10.508	7.083	
" K	0.985	10.789	7.269	
" M	0.983	10.783	7.165	
" O	1.006	10.316	7.149	
" Q	0.990	10.344	6.391	
MH 6/08/09				

Extractions Total Solids-exttts
Data By: Woo suk Chang
Created: 6/ 5/09

Worklist: 201
Analyst: RVR
Comments:

	ARI ID CLIENT ID	Tare Wt (g)	Wet Wt (g)	Dry Wt (g)	% Solids	pH
1.	PB35A 09-12717 3SED1-A	1.18	11.81	7.87	62.9	NR
2.	PB35C 09-12719 3SED1-B	1.17	12.36	7.51	56.7	NR
3.	PB35E 09-12721 3SED1-C	1.16	11.49	6.66	53.2	NR
4.	PB35G 09-12723 3SED2-A	1.18	11.64	9.59	80.4	NR
5.	PB35I 09-12725 3SED2-B	1.16	11.74	8.27	67.2	NR
6.	PB35J 09-12726 3SED2-C	1.13	11.50	7.78	64.1	NR
7.	PB35K 09-12727 3SED11-A	1.14	11.43	8.18	68.4	NR
8.	PB35M 09-12729 3SED11-B	1.16	11.88	7.96	63.4	NR
9.	PB35O 09-12731 3SED12-A	1.16	11.70	8.12	66.0	NR
10.	PB35Q 09-12733 3SED12-B	1.17	11.57	7.38	59.7	NR

Extractions Total Solids-exttts
 Data By: Woo suk Chang
 Created: 6/ 5/09

Worklist: 201
 Analyst: WC
 Comments:

	ARI ID CLIENT ID	Tare Wt (g)	Wet Wt (g)	Dry Wt (g)	% Solids	pH
1.	PB35A 09-12717 3SED1-A	1.12g	11.21g		7.87	NR
2.	PB35C 09-12719 3SED1-B	1.17g	12.36g		7.51	NR
3.	PB35E 09-12721 3SED1-C	1.16g	11.49g		10.26 6.66	NR
4.	PB35G 09-12723 3SED2-A	1.18g	11.64g		9.59	NR
5.	PB35I 09-12725 3SED2-B	1.16g	11.74g		8.27	NR
6.	PB35J 09-12726 3SED2-C	1.13g	11.50g		7.78	NR
7.	PB35K 09-12727 3SED11-A	1.14g	11.43g		8.18	NR
8.	PB35M 09-12729 3SED11-B	1.16g	11.28g		7.96	NR
9.	PB35O 09-12731 3SED12-A	1.16g	11.70g		8.12	NR
10.	PB35Q 09-12733 3SED12-B	1.17g	11.57g		7.38	NR

Laboratory Data Package

prepared
for

ENVIROMENTAL SCIENCE CORP.

Project: JELD-WEN NORD DOOR

ARI JOB NO: PB35

prepared
by

Analytical Resources, Inc.

Semivolatile Analysis
QC Summary Data

prepared
for

ENVIROMENTAL SCIENCE CORP.

Project: JELD-WEN NORD DOOR

ARI JOB NO: PB35

prepared
by

Analytical Resources, Inc.

SW8270 SEMIVOLATILES SOIL/SEDIMENT SURROGATE RECOVERY SUMMARY

Matrix: Sediment

QC Report No: PB35-ENVIROMENTAL SCIENCE CORP.
Project: JELD-WEN NORD DOOR

Client ID	NBZ	FBP	TPH	DCB	PHL	2FP	TBP	2CP	TOT	OUT
3SED1-A	63.6%	71.5%	56.0%	53.9%	68.2%	64.4%	67.6%	67.6%	0	
3SED1-B	79.4%	92.9%*	71.4%	71.6%	88.0%*	84.0%	88.0%	84.0%	2	
3SED1-C	63.2%	72.1%	53.3%	51.2%	66.6%	63.7%	66.9%	66.1%	0	
3SED1-C DL	66.0%	64.8%	72.8%	53.6%	55.2%	63.2%	58.7%	60.0%	0	
3SED2-A	61.6%	69.8%	53.0%	55.1%	64.0%	59.6%	68.6%	61.8%	0	
3SED2-A DL	66.4%	58.4%	79.2%	55.2%	54.1%	60.0%	64.5%	56.5%	0	
3SED2-B	62.4%	70.6%	55.1%	55.1%	65.7%	62.3%	69.8%	62.2%	0	
3SED2-C	57.4%	65.0%	46.7%	50.9%	59.6%	55.6%	63.3%	56.0%	0	
3SED2-C DL	64.0%	51.2%	75.2%	55.2%	48.5%	59.2%	60.3%	54.4%	0	
3SED11-A	58.8%	65.2%	57.2%	54.8%	60.3%	59.7%	72.0%	60.5%	0	
3SED11-B	58.8%	66.0%	58.0%	53.6%	60.0%	58.4%	71.5%	59.7%	0	
3SED12-A	58.4%	66.4%	60.0%	51.2%	61.6%	58.1%	73.1%	60.3%	0	
MB-060809	51.6%	53.2%	66.8%	48.4%	56.3%	53.1%	57.1%	51.7%	0	
LCS-060809	54.4%	57.2%	65.2%	53.2%	58.9%	55.2%	62.4%	55.7%	0	
3SED12-B	54.8%	61.2%	57.2%	48.8%	57.3%	54.9%	68.8%	56.3%	0	
3SED12-B MS	56.8%	62.0%	56.8%	54.0%	62.9%	56.8%	72.3%	59.2%	0	
3SED12-B MSD	56.8%	61.6%	54.4%	50.8%	60.8%	55.5%	70.7%	58.4%	0	

	LCS/MB LIMITS	QC LIMITS
(NBZ) = d5-Nitrobenzene	(37-85)	(29-87)
(FBP) = 2-Fluorobiphenyl	(39-82)	(32-88)
(TPH) = d14-p-Terphenyl	(38-105)	(21-97)
(DCB) = d4-1,2-Dichlorobenzene	(33-79)	(25-82)
(PHL) = d5-Phenol	(40-85)	(29-85)
(2FP) = 2-Fluorophenol	(20-93)	(10-114)
(TBP) = 2,4,6-Tribromophenol	(40-96)	(25-103)
(2CP) = d4-2-Chlorophenol	(41-81)	(30-84)

Prep Method: SW3550B
Log Number Range: 09-12717 to 09-12733

ORGANICS ANALYSIS DATA SHEET
PSDDA Semivolatiles by SW8270D GC/MS
 Page 1 of 1

Sample ID: 3SED12-B
MS/MSD

Lab Sample ID: PB35Q
 LIMS ID: 09-12733
 Matrix: Sediment
 Data Release Authorized: *[Signature]*
 Reported: 06/17/09

QC Report No: PB35-ENVIRONMENTAL SCIENCE CORP.
 Project: JELD-WEN NORD DOOR

Date Sampled: 06/03/09
 Date Received: 06/03/09

Date Extracted MS/MSD: 06/08/09
 Date Analyzed MS: 06/15/09 21:44
 MSD: 06/15/09 22:16
 Instrument/Analyst MS: NT6/LJR
 MSD: NT6/LJR
 GPC Cleanup: YES

Sample Amount MS: 25.4 g-dry-wt
 MSD: 25.2 g-dry-wt
 Final Extract Volume MS: 0.5 mL
 MSD: 0.5 mL
 Dilution Factor MS: 1.00
 MSD: 1.00
 Percent Moisture: 40.3 %

Analyte	Sample	MS	Spike Added-MS	MS Recovery	MSD	Spike Added-MSD	MSD Recovery	RPD
Phenol	< 19.9	284	493	57.6%	290	496	58.5%	2.1%
1,3-Dichlorobenzene	< 19.9	267	493	54.2%	261	496	52.6%	2.3%
1,4-Dichlorobenzene	< 19.9	269	493	54.6%	270	496	54.4%	0.4%
Benzyl Alcohol	< 19.9	553	986	56.1%	552	992	55.6%	0.2%
1,2-Dichlorobenzene	< 19.9	267	493	54.2%	267	496	53.8%	0.0%
2-Methylphenol	< 19.9	288	493	58.4%	297	496	59.9%	3.1%
4-Methylphenol	< 19.9	628	986	63.7%	644	992	64.9%	2.5%
Hexachloroethane	< 19.9	249	493	50.5%	255	496	51.4%	2.4%
2,4-Dimethylphenol	< 19.9	297	493	60.2%	306	496	61.7%	3.0%
Benzoic Acid	< 19.9	662	1480	44.7%	843	1490	56.6%	24.1%
1,2,4-Trichlorobenzene	< 19.9	275	493	55.8%	281	496	56.7%	2.2%
Naphthalene	< 19.9	287	493	58.2%	296	496	59.7%	3.1%
Hexachlorobutadiene	< 19.9	298	493	60.4%	298	496	60.1%	0.0%
2-Methylnaphthalene	< 19.9	294	493	59.6%	295	496	59.5%	0.3%
Dimethylphthalate	< 19.9	336	493	68.2%	344	496	69.4%	2.4%
Acenaphthylene	< 19.9	326	493	66.1%	333	496	67.1%	2.1%
Acenaphthene	< 19.9	310	493	62.9%	320	496	64.5%	3.2%
Dibenzofuran	< 19.9	318	493	64.5%	327	496	65.9%	2.8%
Diethylphthalate	< 19.9	367	493	74.4%	377	496	76.0%	2.7%
Fluorene	< 19.9	337	493	68.4%	344	496	69.4%	2.1%
N-Nitrosodiphenylamine	< 19.9	340	493	69.0%	360	496	72.6%	5.7%
Hexachlorobenzene	< 19.9	334	493	67.7%	339	496	68.3%	1.5%
Pentachlorophenol	< 99.4	417	493	84.6%	420	496	84.7%	0.7%
Phenanthrene	< 19.9	365	493	74.0%	390	496	78.6%	6.6%
Anthracene	< 19.9	330	493	66.9%	341	496	68.8%	3.3%
Di-n-Butylphthalate	< 19.9	381	493	77.3%	383	496	77.2%	0.5%
Fluoranthene	28.6	456	493	86.7%	489	496	92.8%	7.0%
Pyrene	18.7	320	493	61.1%	333	496	63.4%	4.0%
Butylbenzylphthalate	< 19.9	313	493	63.5%	308	496	62.1%	1.6%
Benzo(a)anthracene	11.9	356	493	69.8%	361	496	70.4%	1.4%
bis(2-Ethylhexyl)phthalate	12.7	352	493	68.8%	367	496	71.4%	4.2%
Chrysene	22.7	382	493	72.9%	387	496	73.4%	1.3%
Di-n-Octyl phthalate	< 19.9	355	493	72.0%	358	496	72.2%	0.8%
Benzo(b)fluoranthene	14.1	409	493	80.1%	412	496	80.2%	0.7%
Benzo(k)fluoranthene	14.1	365	493	71.2%	374	496	72.6%	2.4%
Benzo(a)pyrene	12.3	341	493	66.7%	348	496	67.7%	2.0%
Indeno(1,2,3-cd)pyrene	< 19.9	327	493	66.3%	329	496	66.3%	0.6%
Dibenz(a,h)anthracene	< 19.9	345	493	70.0%	346	496	69.8%	0.3%
Benzo(g,h,i)perylene	< 19.9	296	493	60.0%	300	496	60.5%	1.3%
1-Methylnaphthalene	< 19.9	309	493	62.7%	321	496	64.7%	3.8%

Results reported in µg/kg
 RPD calculated using sample concentrations per SW846.

ORGANICS ANALYSIS DATA SHEET
PSDDA Semivolatiles by SW8270D GC/MS
 Page 1 of 2

Sample ID: LCS-060809
LAB CONTROL

Lab Sample ID: LCS-060809
 LIMS ID: 09-12733
 Matrix: Sediment
 Data Release Authorized: *AS*
 Reported: 06/17/09

QC Report No: PB35-ENVIROMENTAL SCIENCE CORP.
 Project: JELD-WEN NORD DOOR

Date Sampled: 06/03/09
 Date Received: 06/03/09

Date Extracted: 06/08/09
 Date Analyzed: 06/15/09 15:44
 Instrument/Analyst: NT6/LJR
 GPC Cleanup: YES

Sample Amount: 25.0 g
 Final Extract Volume: 0.5 mL
 Dilution Factor: 1.00
 Percent Moisture: NA

Analyte	Lab Control	Spike Added	Recovery
Phenol	296	500	59.2%
1,3-Dichlorobenzene	261	500	52.2%
1,4-Dichlorobenzene	265	500	53.0%
Benzyl Alcohol	537	1000	53.7%
1,2-Dichlorobenzene	265	500	53.0%
2-Methylphenol	276	500	55.2%
4-Methylphenol	588	1000	58.8%
Hexachloroethane	259	500	51.8%
2,4-Dimethylphenol	224	500	44.8%
Benzoic Acid	980	1500	65.3%
1,2,4-Trichlorobenzene	264	500	52.8%
Naphthalene	275	500	55.0%
Hexachlorobutadiene	275	500	55.0%
2-Methylnaphthalene	277	500	55.4%
Dimethylphthalate	299	500	59.8%
Acenaphthylene	301	500	60.2%
Acenaphthene	281	500	56.2%
Dibenzofuran	295	500	59.0%
Diethylphthalate	366	500	73.2%
Fluorene	302	500	60.4%
N-Nitrosodiphenylamine	315	500	63.0%
Hexachlorobenzene	308	500	61.6%
Pentachlorophenol	327	500	65.4%
Phenanthrene	322	500	64.4%
Anthracene	295	500	59.0%
Di-n-Butylphthalate	345	500	69.0%
Fluoranthene	339	500	67.8%
Pyrene	328	500	65.6%
Butylbenzylphthalate	337	500	67.4%
Benzo(a)anthracene	313	500	62.6%
bis(2-Ethylhexyl)phthalate	345	500	69.0%
Chrysene	328	500	65.6%
Di-n-Octyl phthalate	319	500	63.8%
Benzo(b)fluoranthene	331	500	66.2%
Benzo(k)fluoranthene	336	500	67.2%
Benzo(a)pyrene	294	500	58.8%
Indeno(1,2,3-cd)pyrene	357	500	71.4%

ORGANICS ANALYSIS DATA SHEET
PSDDA Semivolatiles by SW8270D GC/MS
 Page 2 of 2

Sample ID: LCS-060809
LAB CONTROL

Lab Sample ID: LCS-060809
 LIMS ID: 09-12733
 Matrix: Sediment
 Date Analyzed: 06/15/09 15:44

QC Report No: PB35-ENVIROMENTAL SCIENCE CORP.
 Project: JELD-WEN NORD DOOR

Analyte	Lab Control	Spike Added	Recovery
Dibenz(a,h)anthracene	370	500	74.0%
Benzo(g,h,i)perylene	363	500	72.6%
1-Methylnaphthalene	303	500	60.6%

Semivolatile Surrogate Recovery

d5-Nitrobenzene	54.4%
2-Fluorobiphenyl	57.2%
d14-p-Terphenyl	65.2%
d4-1,2-Dichlorobenzene	53.2%
d5-Phenol	58.9%
2-Fluorophenol	55.2%
2,4,6-Tribromophenol	62.4%
d4-2-Chlorophenol	55.7%

Results reported in $\mu\text{g}/\text{kg}$

4B
SEMIVOLATILE METHOD BLANK SUMMARY

BLANK NO.

PB35MBS1

Lab Name: ANALYTICAL RESOURCES, INC
 ARI Job No: PB35
 Lab File ID: PB35MB
 Instrument ID: NT6
 Matrix: SOLID

Client: ESC
 Project: JELD-WEN NORD DOOR
 Date Extracted: 06/08/09
 Date Analyzed: 06/15/09
 Time Analyzed: 1511

THIS METHOD BLANK APPLIES TO THE FOLLOWING SAMPLES, MS and MSD:

	CLIENT SAMPLE NO.	LAB SAMPLE ID	LAB FILE ID	DATE ANALYZED
01	PB35LCSS1	PB35LCSS1	PB35SB	06/15/09
02	3SED1-A	PB35A	PB35A	06/15/09
03	3SED1-B	PB35C	PB35C	06/15/09
04	3SED1-C	PB35E	PB35E	06/15/09
05	3SED2-A	PB35G	PB35G	06/15/09
06	3SED2-B	PB35I	PB35I	06/15/09
07	3SED2-C	PB35J	PB35J	06/15/09
08	3SED11-A	PB35K	PB35K	06/15/09
09	3SED11-B	PB35M	PB35M	06/15/09
10	3SED12-A	PB35O	PB35O	06/15/09
11	3SED12-B	PB35Q	PB35Q	06/15/09
12	3SED12-B MS	PB35QMS	PB35QMS	06/15/09
13	3SED12-B MSD	PB35QMSD	PB35QMD	06/15/09
14	3SED1-C	PB35E	PB35EDL	06/16/09
15	3SED2-A	PB35G	PB35GDL	06/16/09
16	3SED2-C	PB35J	PB35JDL	06/16/09
17				
18				
19				
20				
21				
22				
23				
24				
25				
26				
27				
28				
29				
30				

COMMENTS:

5B
SEMIVOLATILE ORGANIC INSTRUMENT PERFORMANCE CHECK
DECAFLUOROTRIPHENYLPHOSPHINE (DFTPP)

Lab Name: ANALYTICAL RESOURCES, INC

Client: ESC

Instrument ID: NT6

Project: JELD-WEN NORD DOOR

DFTPP Injection Date: 06/11/09

DFTPP Injection Time: 1027

m/e	ION ABUNDANCE CRITERIA	% RELATIVE ABUNDANCE
51	30.0 - 80.0% of mass 198	57.8
68	Less than 2.0% of mass 69	0.0 (0.0)1
69	Mass 69 relative abundance	65.7
70	Less than 2.0% of mass 69	0.3 (0.5)1
127	25.0 - 75.0% of mass 198	51.9
197	Less than 1.0% of mass 198	0.0
198	Base Peak, 100% relative abundance	100.0
199	5.0 to 9.0% of mass 198	6.0
275	10.0 - 30.0% of mass 198	22.5
365	Greater than 0.75% of mass 198	3.77
441	Present, but less than mass 443	9.1
442	40.0 - 110.0% of mass 198	57.5
443	15.0 - 24.0% of mass 442	12.4 (21.6)2

1-Value is % mass 69

2-Value is % mass 442

THIS CHECK APPLIES TO THE FOLLOWING SAMPLES, MS, MSD, BLANKS, AND STANDARDS:

	CLIENT SAMPLE NO.	LAB SAMPLE ID	LAB FILE ID	DATE ANALYZED	TIME ANALYZED
01	ABN 25	ABN 25	0250611	06/11/09	1027
02	ABN 80	ABN 80	0800611	06/11/09	1104
03	ABN 40	ABN 40	0400611	06/11/09	1210
04	ABN 10	ABN 10	0100611	06/11/09	1315
05	ABN 1	ABN 1	0010611A	06/11/09	1348
06	ABN 5	ABN 5	0050611A	06/11/09	1421
07					
08					
09					
10					
11					
12					
13					
14					
15					
16					
17					
18					
19					
20					
21					
22					

5B
SEMIVOLATILE ORGANIC INSTRUMENT PERFORMANCE CHECK
DECAFLUOROTRIPHENYLPHOSPHINE (DFTPP)

Lab Name: ANALYTICAL RESOURCES, INC

Client: ESC

Instrument ID: NT6

Project: JELD-WEN NORD DOOR

DFTPP Injection Date: 06/15/09

DFTPP Injection Time: 1439

m/e	ION ABUNDANCE CRITERIA	% RELATIVE ABUNDANCE
51	30.0 - 80.0% of mass 198	60.3
68	Less than 2.0% of mass 69	0.0 (0.0)1
69	Mass 69 relative abundance	67.3
70	Less than 2.0% of mass 69	0.3 (0.4)1
127	25.0 - 75.0% of mass 198	52.7
197	Less than 1.0% of mass 198	0.0
198	Base Peak, 100% relative abundance	100.0
199	5.0 to 9.0% of mass 198	6.5
275	10.0 - 30.0% of mass 198	25.0
365	Greater than 0.75% of mass 198	3.15
441	Present, but less than mass 443	9.5
442	40.0 - 110.0% of mass 198	63.1
443	15.0 - 24.0% of mass 442	12.0 (18.9)2

1-Value is % mass 69

2-Value is % mass 442

THIS CHECK APPLIES TO THE FOLLOWING SAMPLES, MS, MSD, BLANKS, AND STANDARDS:

	CLIENT SAMPLE NO.	LAB SAMPLE ID	LAB FILE ID	DATE ANALYZED	TIME ANALYZED
01	ABN CCAL	ABN 25	CC0615	06/15/09	1439
02	PB35MBS1	PB35MBS1	PB35MB	06/15/09	1511
03	PB35LCSS1	PB35LCSS1	PB35SB	06/15/09	1544
04	3SED1-A	PB35A	PB35A	06/15/09	1617
05	3SED1-B	PB35C	PB35C	06/15/09	1649
06	3SED1-C	PB35E	PB35E	06/15/09	1722
07	3SED2-A	PB35G	PB35G	06/15/09	1755
08	3SED2-B	PB35I	PB35I	06/15/09	1827
09	3SED2-C	PB35J	PB35J	06/15/09	1900
10	3SED11-A	PB35K	PB35K	06/15/09	1933
11	3SED11-B	PB35M	PB35M	06/15/09	2006
12	3SED12-A	PB35O	PB35O	06/15/09	2038
13	3SED12-B	PB35Q	PB35Q	06/15/09	2111
14	3SED12-B MS	PB35QMS	PB35QMS	06/15/09	2144
15	3SED12-B MSD	PB35QMSD	PB35QMD	06/15/09	2216
16					
17					
18					
19					
20					
21					
22					

5B
SEMIVOLATILE ORGANIC INSTRUMENT PERFORMANCE CHECK
DECAFLUOROTRIPHENYLPHOSPHINE (DFTPP)

Lab Name: ANALYTICAL RESOURCES, INC

Client: ESC

Instrument ID: NT6

Project: JELD-WEN NORD DOOR

DFTPP Injection Date: 06/16/09

DFTPP Injection Time: 1154

m/e	ION ABUNDANCE CRITERIA	% RELATIVE ABUNDANCE
51	30.0 - 80.0% of mass 198	58.7
68	Less than 2.0% of mass 69	0.0 (0.0)1
69	Mass 69 relative abundance	64.8
70	Less than 2.0% of mass 69	0.2 (0.3)1
127	25.0 - 75.0% of mass 198	52.2
197	Less than 1.0% of mass 198	0.0
198	Base Peak, 100% relative abundance	100.0
199	5.0 to 9.0% of mass 198	6.4
275	10.0 - 30.0% of mass 198	25.3
365	Greater than 0.75% of mass 198	3.69
441	Present, but less than mass 443	9.4
442	40.0 - 110.0% of mass 198	62.2
443	15.0 - 24.0% of mass 442	11.7 (18.8)2

1-Value is % mass 69

2-Value is % mass 442

THIS CHECK APPLIES TO THE FOLLOWING SAMPLES, MS, MSD, BLANKS, AND STANDARDS:

	CLIENT SAMPLE NO.	LAB SAMPLE ID	LAB FILE ID	DATE ANALYZED	TIME ANALYZED
01	ABN CCAL	ABN 25	CC0616	06/16/09	1154
02	3SED1-C	PB35E	PB35EDL	06/16/09	1934
03	3SED2-A	PB35G	PB35GDL	06/16/09	2008
04	3SED2-C	PB35J	PB35JDL	06/16/09	2041
05					
06					
07					
08					
09					
10					
11					
12					
13					
14					
15					
16					
17					
18					
19					
20					
21					
22					

8B
SEMIVOLATILE INTERNAL STANDARD AREA AND RT SUMMARY

Lab Name: ANALYTICAL RESOURCES, INC

Client: ESC

ARI Job No: PB35

Project: JELD-WEN NORD DOOR

Ical Midpoint ID: 0250611

Ical Date: 06/11/09

Instrument ID: NT6

Cont. Cal Date: 06/15/09

	IS1 (DCB)		IS2 (NPT)		IS3 (ANT)	
	AREA #	RT #	AREA #	RT #	AREA #	RT #
=====	=====	=====	=====	=====	=====	=====
ICAL MIDPT	112389	7.13	384492	9.19	217478	12.03
UPPER LIMIT	224778	7.63	768984	9.69	434956	12.53
LOWER LIMIT	56194	6.63	192246	8.69	108739	11.53
=====	=====	=====	=====	=====	=====	=====
Sample ID						
=====	=====	=====	=====	=====	=====	=====
00 CC0615	104405	6.85	355513	8.92	202417	11.75
01 PB35MBS1	110400	6.84	392139	8.91	222347	11.75
02 PB35LCSS1	112380	6.85	386151	8.91	218272	11.75
03 3SED1-A	105958	6.85	372631	8.91	197262	11.75
04 3SED1-B	98781	6.85	350265	8.91	183034	11.74
05 3SED1-C	119316	6.85	410593	8.91	214428	11.75
06 3SED2-A	101083	6.85	346954	8.92	180284	11.75
07 3SED2-B	103370	6.86	355417	8.92	187759	11.75
08 3SED2-C	99486	6.85	333563	8.92	177098	11.75
09 3SED11-A	95865	6.85	333431	8.92	180927	11.75
10 3SED11-B	98905	6.85	342831	8.92	183391	11.75
11 3SED12-A	97140	6.85	334222	8.92	181520	11.75
12 3SED12-B	97553	6.85	338723	8.92	183167	11.75
13 3SED12-B MS	96172	6.85	324649	8.92	180778	11.75
14 3SED12-B MSD	95622	6.85	322805	8.92	176907	11.75
15						
16						
17						
18						
19						
20						
21						
22						

IS1 = 1,4-Dichlorobenzene-d4

IS2 = Naphthalene-d8

IS3 = Acenaphthene-d10

AREA UPPER LIMIT = +100% of internal standard area from Ical midpoint
 AREA LOWER LIMIT = - 50% of internal standard area from Ical midpoint
 RT UPPER LIMIT = + 0.50 minutes of internal standard RT from Cont. Cal
 RT LOWER LIMIT = - 0.50 minutes of internal standard RT from Cont. Cal

* Values outside of QC limits.

8C
SEMIVOLATILE INTERNAL STANDARD AREA AND RT SUMMARY

Lab Name: ANALYTICAL RESOURCES, INC

Client: ESC

ARI Job No: PB35

Project: JELD-WEN NORD DOOR

Ical Midpoint ID: PB35QMD

Ical Date: 06/11/09

Instrument ID: NT6

Cont. Cal Date: 06/15/09

	IS4 (PHN) AREA #	RT #	IS5 (CRY) AREA #	RT #	IS6 (PRY) AREA #	RT #
=====	=====	=====	=====	=====	=====	=====
ICAL MIDPT	336594	14.38	247160	18.66	232938	20.78
UPPER LIMIT	673188	14.88	494320	19.16	465876	21.28
LOWER LIMIT	168297	13.88	123580	18.16	116469	20.28
=====	=====	=====	=====	=====	=====	=====
Sample ID						
=====	=====	=====	=====	=====	=====	=====
00 CC0615	315595	14.08	262370	18.34	252054	20.45
01 PB35MBS1	345115	14.07	286250	18.33	310083	20.45
02 PB35LCSS1	338128	14.08	272139	18.33	279055	20.45
03 3SED1-A	285126	14.08	316667	18.33	421627	20.47
04 3SED1-B	263584	14.08	322443	18.34	451629	20.48
05 3SED1-C	308954	14.08	392155	18.34	543124*	20.48
06 3SED2-A	279330	14.09	370825	18.34	476053*	20.49
07 3SED2-B	275848	14.09	351575	18.34	451099	20.47
08 3SED2-C	284499	14.09	407761	18.35	532974*	20.49
09 3SED11-A	281706	14.08	347886	18.34	387578	20.47
10 3SED11-B	282229	14.08	327367	18.34	372963	20.46
11 3SED12-A	266349	14.09	306748	18.34	347765	20.46
12 3SED12-B	286289	14.09	331388	18.34	359439	20.47
13 3SED12-B MS	292231	14.09	340703	18.35	348937	20.46
14 3SED12-B MSD	281832	14.09	333282	18.34	351775	20.47
15						
16						
17						
18						
19						
20						
21						
22						

IS4 = Phenanthrene-d10
IS5 = Chrysene-d12
IS6 = Perylene-d12

AREA UPPER LIMIT = +100% of internal standard area from Ical midpoint
AREA LOWER LIMIT = - 50% of internal standard area from Ical midpoint
RT UPPER LIMIT = + 0.50 minutes of internal standard RT from Cont. Cal
RT LOWER LIMIT = - 0.50 minutes of internal standard RT from Cont. Cal

* Values outside of QC limits.

8C
SEMIVOLATILE INTERNAL STANDARD AREA AND RT SUMMARY

Lab Name: ANALYTICAL RESOURCES, INC

Client: ESC

ARI Job No: PB35

Project: JELD-WEN NORD DOOR

Ical Midpoint ID: PB35QMD

Ical Date: 06/11/09

Instrument ID: NT6

Cont. Cal Date: 06/15/09

	IS7 AREA #	RT #	AREA #	RT #	AREA #	RT #
=====	=====	=====	=====	=====	=====	=====
ICAL MIDPT	347036	19.89				
UPPER LIMIT	694072	20.39				
LOWER LIMIT	173518	19.39				
=====	=====	=====	=====	=====	=====	=====
Sample ID						
=====	=====	=====	=====	=====	=====	=====
00 CC0615	373565	19.60				
01 PB35MBS1	428866	19.60				
02 PB35LCSS1	401277	19.60				
03 3SED1-A	503051	19.60				
04 3SED1-B	509732	19.61				
05 3SED1-C	622089	19.61				
06 3SED2-A	575490	19.61				
07 3SED2-B	537995	19.61				
08 3SED2-C	623744	19.62				
09 3SED11-A	506501	19.61				
10 3SED11-B	470586	19.60				
11 3SED12-A	432739	19.60				
12 3SED12-B	471536	19.60				
13 3SED12-B MS	486713	19.60				
14 3SED12-B MSD	469227	19.61				
15						
16						
17						
18						
19						
20						
21						
22						

IS7 = Di-n-octylphthalate-d4

AREA UPPER LIMIT = +100% of internal standard area from Ical midpoint
 AREA LOWER LIMIT = - 50% of internal standard area from Ical midpoint
 RT UPPER LIMIT = + 0.50 minutes of internal standard RT from Cont. Cal
 RT LOWER LIMIT = - 0.50 minutes of internal standard RT from Cont. Cal

* Values outside of QC limits.

8B
SEMIVOLATILE INTERNAL STANDARD AREA AND RT SUMMARY

Lab Name: ANALYTICAL RESOURCES, INC

Client: ESC

ARI Job No: PB35

Project: JELD-WEN NORD DOOR

Ical Midpoint ID: 0250611

Ical Date: 06/11/09

Instrument ID: NT6

Cont. Cal Date: 06/16/09

	IS1 (DCB) AREA #	RT #	IS2 (NPT) AREA #	RT #	IS3 (ANT) AREA #	RT #
=====	=====	=====	=====	=====	=====	=====
ICAL MIDPT	112389	7.13	384492	9.19	217478	12.03
UPPER LIMIT	224778	7.63	768984	9.69	434956	12.53
LOWER LIMIT	56194	6.63	192246	8.69	108739	11.53
=====	=====	=====	=====	=====	=====	=====
Sample ID						
=====	=====	=====	=====	=====	=====	=====
00 CC0616	105993	6.73	373044	8.80	215201	11.64
01 3SED1-C	91915	6.74	293032	8.80	166948	11.64
02 3SED2-A	104512	6.73	338678	8.81	198801	11.64
03 3SED2-C	102594	6.74	333632	8.80	191375	11.64
04						
05						
06						
07						
08						
09						
10						
11						
12						
13						
14						
15						
16						
17						
18						
19						
20						
21						
22						

IS1 = 1,4-Dichlorobenzene-d4
IS2 = Naphthalene-d8
IS3 = Acenaphthene-d10

AREA UPPER LIMIT = +100% of internal standard area from Ical midpoint
AREA LOWER LIMIT = - 50% of internal standard area from Ical midpoint
RT UPPER LIMIT = + 0.50 minutes of internal standard RT from Cont. Cal
RT LOWER LIMIT = - 0.50 minutes of internal standard RT from Cont. Cal

* Values outside of QC limits.

8C
SEMIVOLATILE INTERNAL STANDARD AREA AND RT SUMMARY

Lab Name: ANALYTICAL RESOURCES, INC

Client: ESC

ARI Job No: PB35

Project: JELD-WEN NORD DOOR

Ical Midpoint ID: PB35JDL

Ical Date: 06/11/09

Instrument ID: NT6

Cont. Cal Date: 06/16/09

	IS4 (PHN) AREA #	RT #	IS5 (CRY) AREA #	RT #	IS6 (PRY) AREA #	RT #
=====	=====	=====	=====	=====	=====	=====
ICAL MIDPT	336594	14.38	247160	18.66	232938	20.78
UPPER LIMIT	673188	14.88	494320	19.16	465876	21.28
LOWER LIMIT	168297	13.88	123580	18.16	116469	20.28
=====	=====	=====	=====	=====	=====	=====
Sample ID						
=====	=====	=====	=====	=====	=====	=====
00 CC0616	347222	13.96	286167	18.21	253361	20.32
01 3SED1-C	254038	13.97	229368	18.22	170064	20.34
02 3SED2-A	300665	13.97	240129	18.22	175873	20.34
03 3SED2-C	293654	13.97	231718	18.21	159041	20.34
04						
05						
06						
07						
08						
09						
10						
11						
12						
13						
14						
15						
16						
17						
18						
19						
20						
21						
22						

IS4 = Phenanthrene-d10
IS5 = Chrysene-d12
IS6 = Perylene-d12

AREA UPPER LIMIT = +100% of internal standard area from Ical midpoint
AREA LOWER LIMIT = - 50% of internal standard area from Ical midpoint
RT UPPER LIMIT = + 0.50 minutes of internal standard RT from Cont. Cal
RT LOWER LIMIT = - 0.50 minutes of internal standard RT from Cont. Cal

* Values outside of QC limits.

8C
SEMIVOLATILE INTERNAL STANDARD AREA AND RT SUMMARY

Lab Name: ANALYTICAL RESOURCES, INC
ARI Job No: PB35
Ical Midpoint ID: PB35JDL
Instrument ID: NT6

Client: ESC
Project: JELD-WEN NORD DOOR
Ical Date: 06/11/09
Cont. Cal Date: 06/16/09

	IS7 AREA #	RT #	AREA #	RT #	AREA #	RT #
=====	=====	=====	=====	=====	=====	=====
ICAL MIDPT	347036	19.89				
UPPER LIMIT	694072	20.39				
LOWER LIMIT	173518	19.39				
=====	=====	=====	=====	=====	=====	=====
Sample ID						
=====	=====	=====	=====	=====	=====	=====
00 CC0616	401133	19.49				
01 3SED1-C	339657	19.49				
02 3SED2-A	353536	19.49				
03 3SED2-C	333979	19.49				
04						
05						
06						
07						
08						
09						
10						
11						
12						
13						
14						
15						
16						
17						
18						
19						
20						
21						
22						

IS7 = Di-n-octylphthalate-d4

AREA UPPER LIMIT = +100% of internal standard area from Ical midpoint
 AREA LOWER LIMIT = - 50% of internal standard area from Ical midpoint
 RT UPPER LIMIT = + 0.50 minutes of internal standard RT from Cont. Cal
 RT LOWER LIMIT = - 0.50 minutes of internal standard RT from Cont. Cal

* Values outside of QC limits.

Semivolatile Analysis
Sample Data

prepared
for

ENVIROMENTAL SCIENCE CORP.

Project: JELD-WEN NORD DOOR

ARI JOB NO: PB35

prepared
by

Analytical Resources, Inc.

ORGANICS ANALYSIS DATA SHEET
PSDDA Semivolatiles by SW8270D GC/MS
 Page 1 of 1

Sample ID: 3SED1-A
SAMPLE

Lab Sample ID: PB35A
 LIMS ID: 09-12717
 Matrix: Sediment
 Data Release Authorized: *[Signature]*
 Reported: 06/17/09

QC Report No: PB35-ENVIRONMENTAL SCIENCE CORP.
 Project: JELD-WEN NORD DOOR
 NA
 Date Sampled: 06/03/09
 Date Received: 06/03/09

Date Extracted: 06/08/09
 Date Analyzed: 06/15/09 16:17
 Instrument/Analyst: NT6/LJR
 GPC Cleanup: Yes

Sample Amount: 25.3 g-dry-wt
 Final Extract Volume: 0.5 mL
 Dilution Factor: 3.00
 Percent Moisture: 37.1%

CAS Number	Analyte	RL	Result
108-95-2	Phenol	59	< 59 U
541-73-1	1,3-Dichlorobenzene	59	< 59 U
106-46-7	1,4-Dichlorobenzene	59	< 59 U
100-51-6	Benzyl Alcohol	59	< 59 U
95-50-1	1,2-Dichlorobenzene	59	< 59 U
95-48-7	2-Methylphenol	59	< 59 U
106-44-5	4-Methylphenol	59	< 59 U
67-72-1	Hexachloroethane	59	< 59 U
105-67-9	2,4-Dimethylphenol	59	< 59 U
65-85-0	Benzoic Acid	590	< 590 U
120-82-1	1,2,4-Trichlorobenzene	59	< 59 U
91-20-3	Naphthalene	59	< 59 U
87-68-3	Hexachlorobutadiene	59	< 59 U
91-57-6	2-Methylnaphthalene	59	< 59 U
131-11-3	Dimethylphthalate	59	< 59 U
208-96-8	Acenaphthylene	59	< 59 U
83-32-9	Acenaphthene	59	< 59 U
132-64-9	Dibenzofuran	59	< 59 U
84-66-2	Diethylphthalate	59	< 59 U
86-73-7	Fluorene	59	< 59 U
86-30-6	N-Nitrosodiphenylamine	59	< 59 U
118-74-1	Hexachlorobenzene	59	< 59 U
87-86-5	Pentachlorophenol	300	< 300 U
85-01-8	Phenanthrene	59	< 59 U
120-12-7	Anthracene	59	< 59 U
84-74-2	Di-n-Butylphthalate	59	< 59 U
206-44-0	Fluoranthene	59	< 59 U
129-00-0	Pyrene	59	< 59 U
85-68-7	Butylbenzylphthalate	59	< 59 U
56-55-3	Benzo(a)anthracene	59	< 59 U
117-81-7	bis(2-Ethylhexyl)phthalate	59	56 J
218-01-9	Chrysene	59	36 J
117-84-0	Di-n-Octyl phthalate	59	< 59 U
205-99-2	Benzo(b)fluoranthene	59	< 59 U
207-08-9	Benzo(k)fluoranthene	59	< 59 U
50-32-8	Benzo(a)pyrene	59	< 59 U
193-39-5	Indeno(1,2,3-cd)pyrene	59	< 59 U
53-70-3	Dibenz(a,h)anthracene	59	< 59 U
191-24-2	Benzo(g,h,i)perylene	59	< 59 U
90-12-0	1-Methylnaphthalene	59	< 59 U

Reported in µg/kg (ppb)

Semivolatile Surrogate Recovery

d5-Nitrobenzene	63.6%	2-Fluorobiphenyl	71.5%
d14-p-Terphenyl	56.0%	d4-1,2-Dichlorobenzene	53.9%
d5-Phenol	68.2%	2-Fluorophenol	64.4%
2,4,6-Tribromophenol	67.6%	d4-2-Chlorophenol	67.6%

Analytical Resources, Inc.

Semivolatiles Report SW846 Method 8270D

Data file : /chem1/nt6.i/20090615.b/pb35a.d
 Lab Smp Id: PB35A Client Smp ID: 3SED1-A
 Inj Date : 15-JUN-2009 16:17
 Operator : LJR/VTS Inst ID: nt6.i
 Smp Info : PB35A,3
 Misc Info : 09-12717
 Comment : 1ul Injection
 Method : /chem1/nt6.i/20090615.b/SW846.m
 Meth Date : 16-Jun-2009 10:41 jeff Quant Type: ISTD
 Cal Date : 11-JUN-2009 14:21 Cal File: 0050611a.d
 Als bottle: 4
 Dil Factor: 3.00000
 Integrator: HP RTE Compound Sublist: PSDDA.sub
 Target Version: 3.50

LJR
6/16/09

Concentration Formula: Amt * DF * Vt / (Ws * (100 - M) / 100) * CpndVariable

Name	Value	Description
DF	3.00000	Dilution Factor
Vt	500.00000	Volume of final extract (uL)
Ws	40.30000	Weight of sample extracted (g)
M	37.10000	% Moisture

Cpnd Variable

Local Compound Variable

Compounds	QUANT SIG	MASS	RT	EXP RT	REL RT	RESPONSE	CONCENTRATIONS	
							ON-COLUMN (ug/mL)	FINAL (ug/kg)
\$ 1 2-Fluorophenol	112		4.799	4.782	(0.701)	70298	8.04732	476.2
\$ 2 Phenol-d5	99		6.561	6.534	(0.958)	100104	8.53346	505.0
3 Phenol	94		Compound Not Detected.					
\$ 5 2-Chlorophenol-d4	132		6.561	6.555	(0.958)	60384	8.44732	499.9
4 Bis(2-Chloroethyl) ether	93		Compound Not Detected.					
6 2-Chlorophenol	128		Compound Not Detected.					
7 1,3-Dichlorobenzene	146		Compound Not Detected.					
* 8 1,4-Dichlorobenzene-d4	152		6.850	6.849	(1.000)	105958	20.0000	
9 1,4-Dichlorobenzene	146		Compound Not Detected.					
\$ 10 1,2-Dichlorobenzene-d4	152		7.149	7.148	(1.044)	23708	4.49339	265.9
12 1,2-Dichlorobenzene	146		Compound Not Detected.					
11 Benzyl alcohol	108		Compound Not Detected.					
14 2,2'-oxybis(1-Chloropropane)	45		Compound Not Detected.					
13 2-Methylphenol	108		Compound Not Detected.					
17 Hexachloroethane	117		Compound Not Detected.					

Compounds	QUANT SIG MASS	RT	EXP RT	REL RT	RESPONSE	CONCENTRATIONS	
						ON-COLUMN (ug/mL)	FINAL (ug/kg)
16 N-Nitroso-di-n-propylamine	70						
15 4-Methylphenol	108						
\$ 18 Nitrobenzene-d5	82	7.806	7.810	(0.876)	60637	5.29854	313.5
19 Nitrobenzene	77						
20 Isophorone	82						
21 2-Nitrophenol	139						
22 2,4-Dimethylphenol	107						
23 Bis(2-Chloroethoxy)methane	93						
24 Benzoic acid	105						
25 2,4-Dichlorophenol	162						
26 1,2,4-Trichlorobenzene	180						
* 27 Naphthalene-d8	136	8.911	8.916	(1.000)	372631	20.0000	
28 Naphthalene	128						
29 4-Chloroaniline	127						
30 Hexachlorobutadiene	225						
31 4-Chloro-3-methylphenol	107						
32 2-Methylnaphthalene	141						
33 Hexachlorocyclopentadiene	237						
34 2,4,6-Trichlorophenol	196						
35 2,4,5-Trichlorophenol	196						
\$ 36 2-Fluorobiphenyl	172	10.727	10.732	(0.913)	87376	5.96334	352.9
37 2-Chloronaphthalene	162						
38 2-Nitroaniline	65						
39 Dimethylphthalate	163						
40 Acenaphthylene	152						
41 2,6-Dinitrotoluene	165						
* 42 Acenaphthene-d10	164	11.747	11.747	(1.000)	197262	20.0000	
43 3-Nitroaniline	138						
44 Acenaphthene	153						
45 2,4-Dinitrophenol	184						
46 Dibenzofuran	168						
47 4-Nitrophenol	109						
48 2,4-Dinitrotoluene	165						
50 Diethylphthalate	149						
49 Fluorene	166						
51 4-Chlorophenyl-phenylether	204						
52 4-Nitroaniline	138						
53 4,6-Dinitro-2-methylphenol	198						
54 N-Nitrosodiphenylamine	169						
\$ 55 2,4,6-Tribromophenol	330	13.024	13.034	(1.109)	15897	8.45188	500.1
56 4-Bromophenyl-phenylether	248						
57 Hexachlorobenzene	284						
58 Pentachlorophenol	266						
* 59 Phenanthrene-d10	188	14.076	14.081	(1.000)	285126	20.0000	
60 Phenanthrene	178						
61 Anthracene	178						
62 Carbazole	167						

Compounds	QUANT SIG MASS	RT	EXP RT	REL RT	RESPONSE	CONCENTRATIONS	
						ON-COLUMN (ug/mL)	FINAL (ug/kg)
=====	=====	==	=====	=====	=====	=====	=====
63 Di-n-butylphthalate	149				Compound Not Detected.		
64 Fluoranthene	202				Compound Not Detected.		
65 Pyrene	202				Compound Not Detected.		
\$ 66 Terphenyl-d14	244	16.725	16.730	(0.913)	78921	4.66614	276.1
67 Butylbenzylphthalate	149				Compound Not Detected.		
68 Benzo(a)anthracene	228				Compound Not Detected.		
* 69 Chrysene-d12	240	18.327	18.338	(1.000)	316667	20.0000	
70 3,3'-Dichlorobenzidine	252				Compound Not Detected.		
71 Chrysene	228	18.365	18.375	(1.002)	13496	0.60306	35.69
72 bis(2-Ethylhexyl)phthalate	149	18.675	18.674	(0.953)	14807	0.94903	56.16
* 134 Di-n-octylphthalate-d4	153	19.604	19.603	(1.000)	503051	20.0000	
73 Di-n-octylphthalate	149				Compound Not Detected.		
74 Benzo(b)fluoranthene	252				Compound Not Detected.		
75 Benzo(k)fluoranthene	252				Compound Not Detected.		
76 Benzo(a)pyrene	252				Compound Not Detected.		
* 77 Perylene-d12	264	20.469	20.453	(1.000)	421627	20.0000	
78 Indeno(1,2,3-cd)pyrene	276				Compound Not Detected.		
79 Dibenzo(a,h)anthracene	278				Compound Not Detected.		
80 Benzo(g,h,i)perylene	276				Compound Not Detected.		
90 N-Nitrosodimethylamine	74				Compound Not Detected.		
91 Aniline	93				Compound Not Detected.		
93 Benzidine	184				Compound Not Detected.		
103 Pyridine	79				Compound Not Detected.		
105 1-methylnaphthalene	141				Compound Not Detected.		
111 Azobenzene (1,2-DP-Hydrazine)	77				Compound Not Detected.		

Analytical Resources, Inc.

INTERNAL STANDARD COMPOUNDS
 AREA AND RT SUMMARY

Instrument ID: nt6.i
 Lab File ID: pb35a.d
 Lab Smp Id: PB35A
 Analysis Type: SV
 Quant Type: ISTD
 Operator: LJR/VTS
 Method File: /chem1/nt6.i/20090615.b/SW846.m
 Misc Info: 09-12717

Calibration Date: 15-JUN-2009
 Calibration Time: 14:39
 Client Smp ID: 3SED1-A
 Level: LOW
 Sample Type: Sediment

Test Mode:
 Use Initial Calibration Level 4.

COMPOUND	STANDARD	AREA LIMIT		SAMPLE	%DIFF
		LOWER	UPPER		
8 1,4-Dichlorobenze	112389	56194	224778	105958	-5.72
27 Naphthalene-d8	384492	192246	768984	372631	-3.08
42 Acenaphthene-d10	217478	108739	434956	197262	-9.30
59 Phenanthrene-d10	336594	168297	673188	285126	-15.29
69 Chrysene-d12	247160	123580	494320	316667	28.12
134 Di-n-octylphthala	347036	173518	694072	503051	44.96
77 Perylene-d12	232938	116469	465876	421627	81.00

COMPOUND	STANDARD	RT LIMIT		SAMPLE	%DIFF
		LOWER	UPPER		
8 1,4-Dichlorobenze	6.85	6.35	7.35	6.85	0.01
27 Naphthalene-d8	8.92	8.42	9.42	8.91	-0.05
42 Acenaphthene-d10	11.75	11.25	12.25	11.75	0.00
59 Phenanthrene-d10	14.08	13.58	14.58	14.08	-0.03
69 Chrysene-d12	18.34	17.84	18.84	18.33	-0.06
134 Di-n-octylphthala	19.60	19.10	20.10	19.60	0.00
77 Perylene-d12	20.45	19.95	20.95	20.47	0.08

AREA UPPER LIMIT = +100% of internal standard area.
 AREA LOWER LIMIT = - 50% of internal standard area.
 RT UPPER LIMIT = + 0.50 minutes of internal standard RT.
 RT LOWER LIMIT = - 0.50 minutes of internal standard RT.

Analytical Resources, Inc.

RECOVERY REPORT

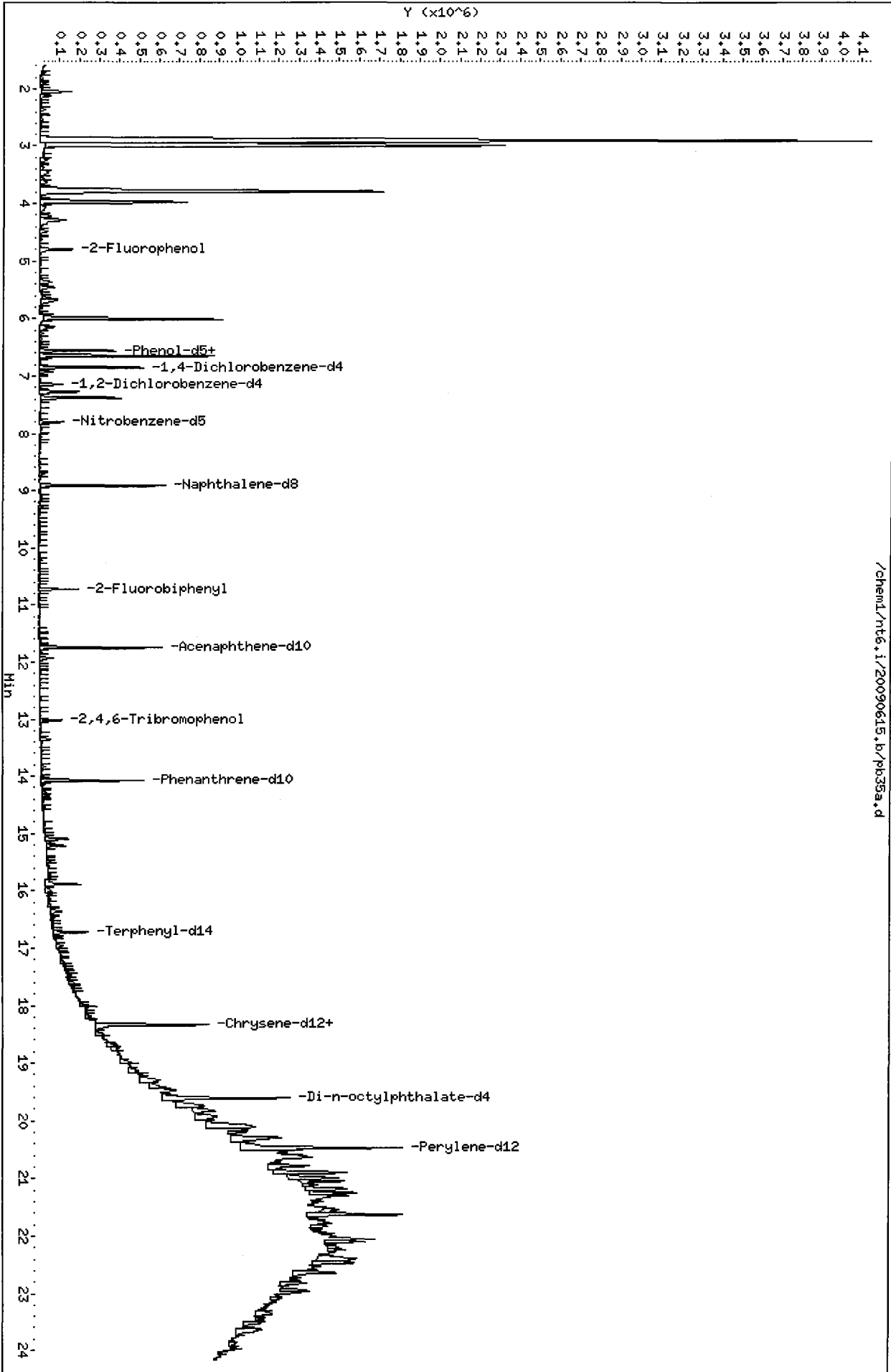
Client Name: ESC Client SDG: PB35
 Sample Matrix: SOLID Fraction: SV
 Lab Smp Id: PB35A Client Smp ID: 3SED1-A
 Level: LOW Operator: LJR/VTS
 Data Type: MS DATA SampleType: SAMPLE
 SpikeList File: PSDDALCS.spk Quant Type: ISTD
 Sublist File: PSDDA.sub
 Method File: /chem1/nt6.i/20090615.b/SW846.m
 Misc Info: 09-12717

SURROGATE COMPOUND	CONC ADDED ug/kg	CONC RECOVERED ug/kg	% RECOVERED	LIMITS
\$ 1 2-Fluorophenol	739.7	476.2	64.38	21-100
\$ 2 Phenol-d5	739.7	505.0	68.27	10-100
\$ 5 2-Chlorophenol-d4	739.7	499.9	67.58	30-100
\$ 10 1,2-Dichlorobenzen	493.1	265.9	53.92	24-100
\$ 18 Nitrobenzene-d5	493.1	313.5	63.58	26-100
\$ 36 2-Fluorobiphenyl	493.1	352.9	71.56	32-100
\$ 55 2,4,6-Tribromophen	739.7	500.1	67.62	33-118
\$ 66 Terphenyl-d14	493.1	276.1	55.99	21-97

Data File: /chem1/nt6.i/20090615.b/pb35a.d
Date: 15-JUN-2009 16:17
Client ID: 3SEED1-4
Sample Info: PB35A,3
Volume Injected (uL): 1.0
Column phase: ZB-5

Instrument: nt6.i
Operator: LJR/VTS
Column diameter: 0.32

/chem1/nt6.i/20090615.b/pb35a.d



Date: 15-JUN-2009 16:17

Client ID: 3SED1-A

Instrument: nt6.i

Sample Info: PB35A,3

Volume Injected (uL): 1.0

Operator: LJR/VTS

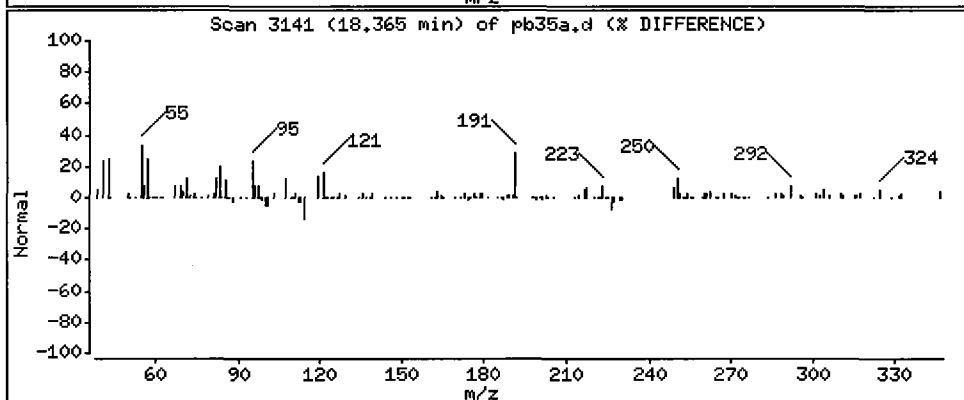
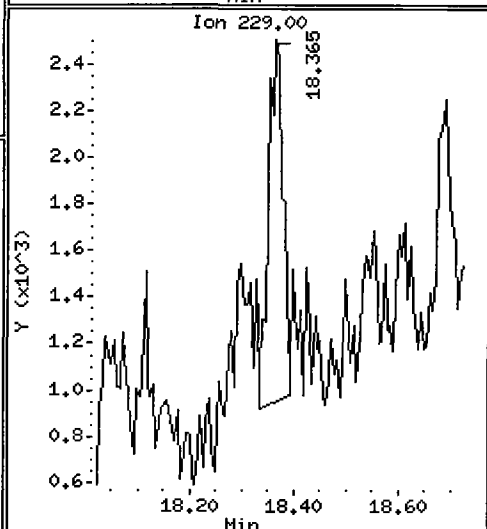
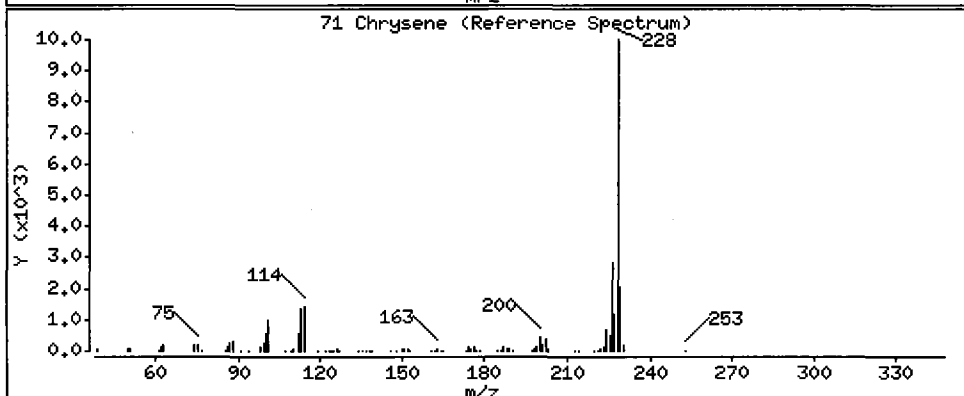
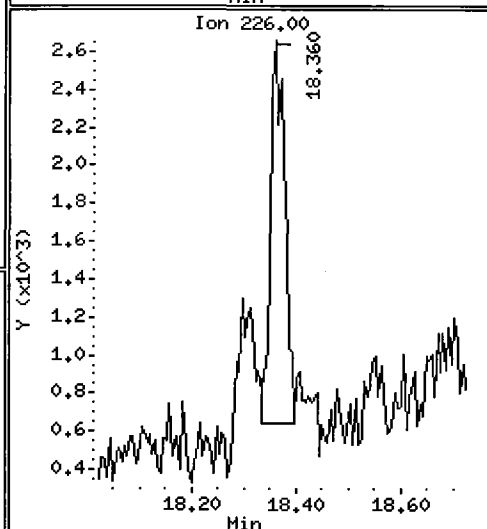
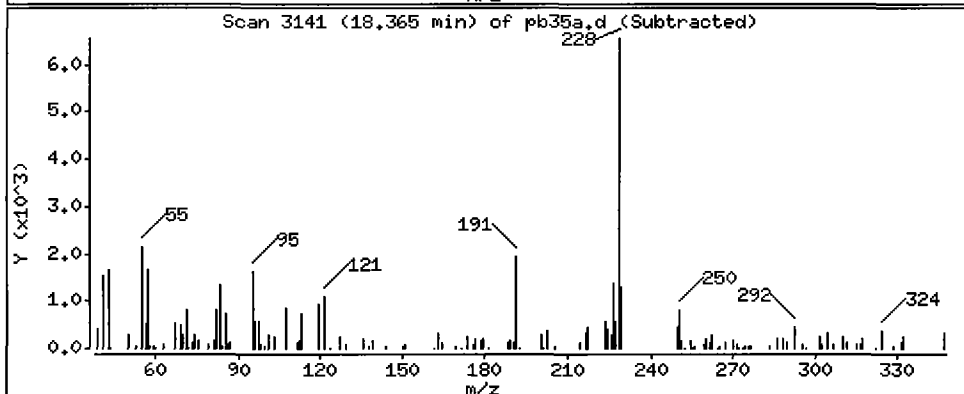
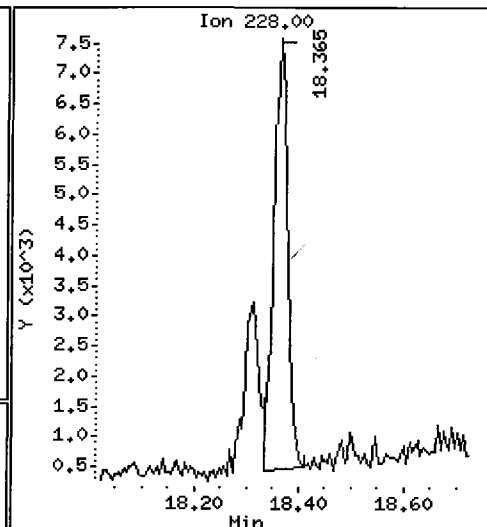
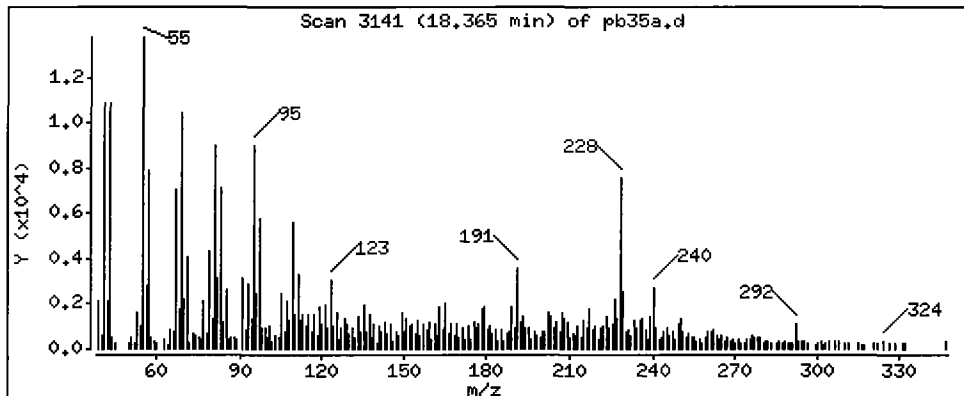
Column phase: ZB-5

Column diameter: 0.32

71 Chrysene

Concentration: 35.69 ug/kg

JLW



Date : 15-JUN-2009 16:17

Client ID: 3SED1-A

Instrument: nt6.i

Sample Info: PB35A,3

Volume Injected (uL): 1.0

Operator: LJR/VTS

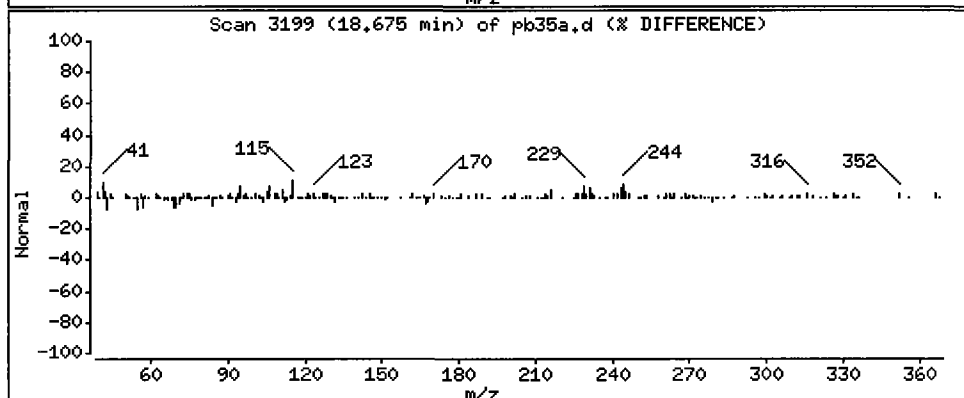
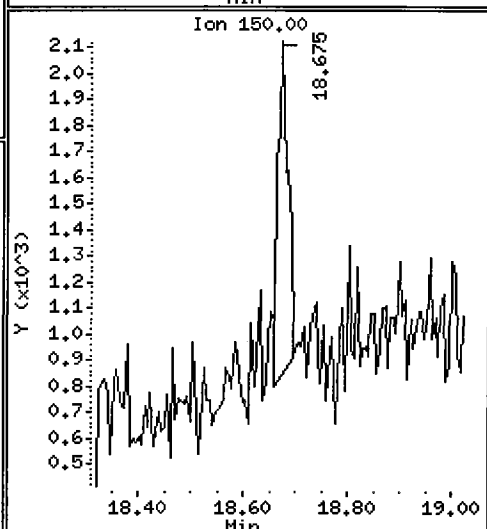
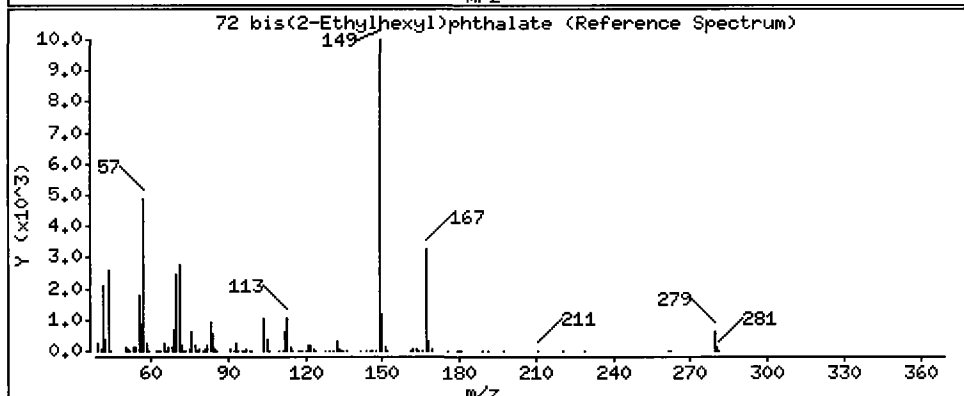
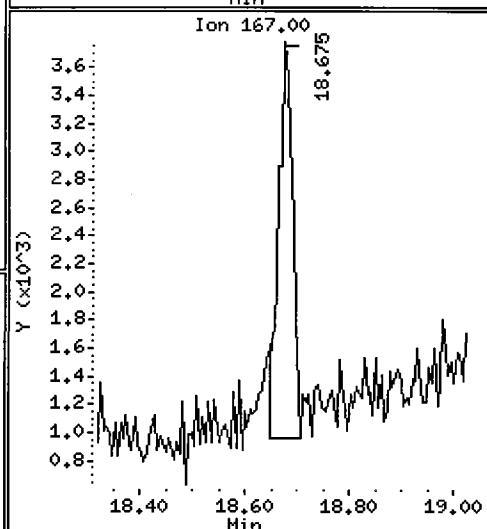
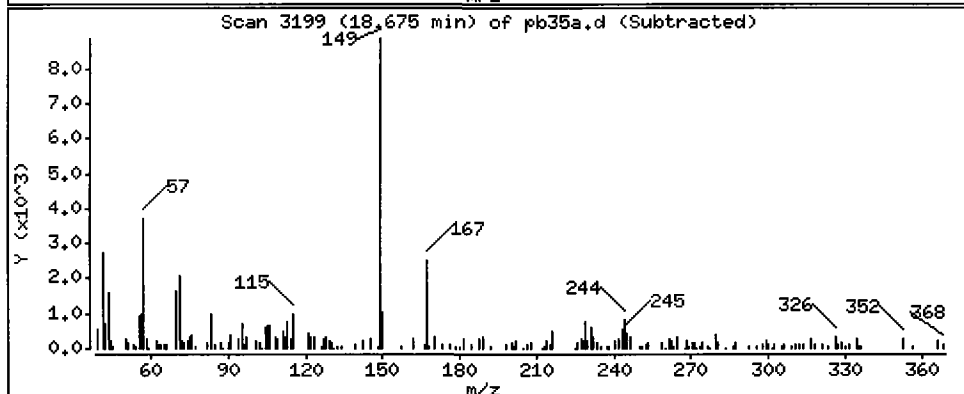
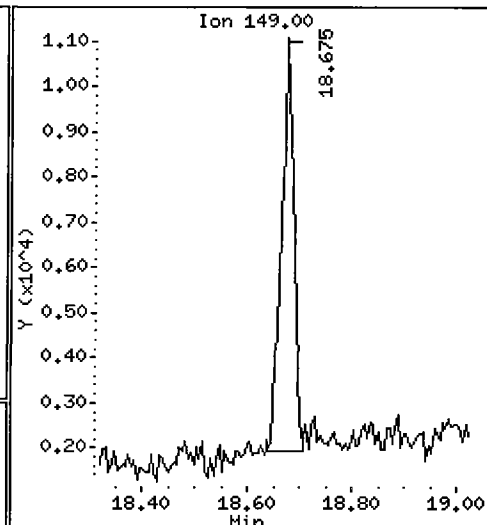
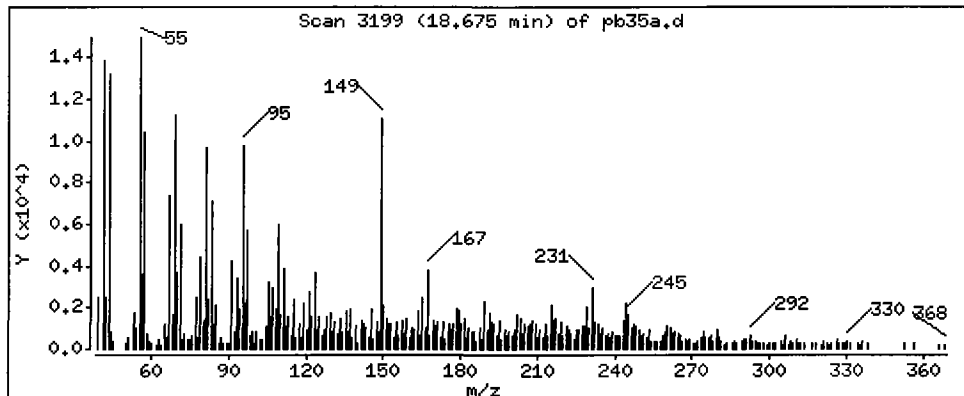
Column phase: ZB-5

Column diameter: 0.32

72 bis(2-Ethylhexyl)phthalate

Concentration: 56.16 ug/kg

JLR



ORGANICS ANALYSIS DATA SHEET
PSDDA Semivolatiles by SW8270D GC/MS
 Page 1 of 1

Sample ID: 3SED1-B
SAMPLE

Lab Sample ID: PB35C
 LIMS ID: 09-12719
 Matrix: Sediment
 Data Release Authorized: *[Signature]*
 Reported: 06/17/09

QC Report No: PB35-ENVIROMENTAL SCIENCE CORP.
 Project: JELD-WEN NORD DOOR
 NA
 Date Sampled: 06/03/09
 Date Received: 06/03/09

Date Extracted: 06/08/09
 Date Analyzed: 06/15/09 16:49
 Instrument/Analyst: NT6/LJR
 GPC Cleanup: Yes

Sample Amount: 25.6 g-dry-wt
 Final Extract Volume: 0.5 mL
 Dilution Factor: 3.00
 Percent Moisture: 43.3%

CAS Number	Analyte	RL	Result
108-95-2	Phenol	59	< 59 U
541-73-1	1,3-Dichlorobenzene	59	< 59 U
106-46-7	1,4-Dichlorobenzene	59	< 59 U
100-51-6	Benzyl Alcohol	59	< 59 U
95-50-1	1,2-Dichlorobenzene	59	< 59 U
95-48-7	2-Methylphenol	59	< 59 U
106-44-5	4-Methylphenol	59	< 59 U
67-72-1	Hexachloroethane	59	< 59 U
105-67-9	2,4-Dimethylphenol	59	< 59 U
65-85-0	Benzoic Acid	590	< 590 U
120-82-1	1,2,4-Trichlorobenzene	59	< 59 U
91-20-3	Naphthalene	59	< 59 U
87-68-3	Hexachlorobutadiene	59	< 59 U
91-57-6	2-Methylnaphthalene	59	< 59 U
131-11-3	Dimethylphthalate	59	< 59 U
208-96-8	Acenaphthylene	59	< 59 U
83-32-9	Acenaphthene	59	< 59 U
132-64-9	Dibenzofuran	59	< 59 U
84-66-2	Diethylphthalate	59	< 59 U
86-73-7	Fluorene	59	< 59 U
86-30-6	N-Nitrosodiphenylamine	59	< 59 U
118-74-1	Hexachlorobenzene	59	< 59 U
87-86-5	Pentachlorophenol	290	< 290 U
85-01-8	Phenanthrene	59	33 J
120-12-7	Anthracene	59	< 59 U
84-74-2	Di-n-Butylphthalate	59	< 59 U
206-44-0	Fluoranthene	59	74
129-00-0	Pyrene	59	53 J
85-68-7	Butylbenzylphthalate	59	< 59 U
56-55-3	Benzo (a) anthracene	59	31 J
117-81-7	bis (2-Ethylhexyl) phthalate	59	89
218-01-9	Chrysene	59	54 J
117-84-0	Di-n-Octyl phthalate	59	< 59 U
205-99-2	Benzo (b) fluoranthene	59	28 J
207-08-9	Benzo (k) fluoranthene	59	28 J
50-32-8	Benzo (a) pyrene	59	31 J
193-39-5	Indeno (1,2,3-cd) pyrene	59	< 59 U
53-70-3	Dibenz (a,h) anthracene	59	< 59 U
191-24-2	Benzo (g,h,i) perylene	59	31 J
90-12-0	1-Methylnaphthalene	59	< 59 U

Reported in µg/kg (ppb)

Semivolatile Surrogate Recovery

d5-Nitrobenzene	79.4%	2-Fluorobiphenyl	92.9%
d14-p-Terphenyl	71.4%	d4-1,2-Dichlorobenzene	71.6%
d5-Phenol	88.0%	2-Fluorophenol	84.0%
2,4,6-Tribromophenol	88.0%	d4-2-Chlorophenol	84.0%

Analytical Resources, Inc.

Semivolatiles Report SW846 Method 8270D

Data file : /chem1/nt6.i/20090615.b/pb35c.d
 Lab Smp Id: PB35C Client Smp ID: 3SED1-B
 Inj Date : 15-JUN-2009 16:49 Inst ID: nt6.i
 Operator : LJR/VTS
 Smp Info : PB35C,3
 Misc Info : 09-12719
 Comment : 1ul Injection
 Method : /chem1/nt6.i/20090615.b/SW846.m
 Meth Date : 16-Jun-2009 10:41 jeff Quant Type: ISTD
 Cal Date : 11-JUN-2009 14:21 Cal File: 0050611a.d
 Als bottle: 5
 Dil Factor: 3.00000
 Integrator: HP RTE Compound Sublist: PSDDA.sub
 Target Version: 3.50

LJR
6/16/09

Concentration Formula: Amt * DF * Vt / (Ws * (100 - M) / 100) * CpndVariable

Name	Value	Description
DF	3.00000	Dilution Factor
Vt	500.00000	Volume of final extract (uL)
Ws	45.10000	Weight of sample extracted (g)
M	43.30000	% Moisture

Cpnd Variable

Local Compound Variable

Compounds	QUANT SIG	RT	EXP RT	REL RT	RESPONSE	CONCENTRATIONS	
						ON-COLUMN (ug/mL)	FINAL (ug/kg)
\$ 1 2-Fluorophenol	112	4.806	4.782	(0.701)	85835	10.5398	618.3
\$ 2 Phenol-d5	99	6.580	6.534	(0.960)	120157	10.9871	644.5
3 Phenol	94	Compound Not Detected.					
\$ 5 2-Chlorophenol-d4	132	6.564	6.555	(0.958)	70093	10.5180	617.0
4 Bis(2-Chloroethyl) ether	93	Compound Not Detected.					
6 2-Chlorophenol	128	Compound Not Detected.					
7 1,3-Dichlorobenzene	146	Compound Not Detected.					
* 8 1,4-Dichlorobenzene-d4	152	6.852	6.849	(1.000)	98781	20.0000	
9 1,4-Dichlorobenzene	146	Compound Not Detected.					
\$ 10 1,2-Dichlorobenzene-d4	152	7.151	7.148	(1.044)	29362	5.96932	350.2
12 1,2-Dichlorobenzene	146	Compound Not Detected.					
11 Benzyl alcohol	108	Compound Not Detected.					
14 2,2'-oxybis(1-Chloropropane)	45	Compound Not Detected.					
13 2-Methylphenol	108	Compound Not Detected.					
17 Hexachloroethane	117	Compound Not Detected.					

Compounds	QUANT SIG MASS	RT	EXP RT	REL RT	RESPONSE	CONCENTRATIONS	
						ON-COLUMN (ug/mL)	FINAL (ug/kg)
16 N-Nitroso-di-n-propylamine	70						
15 4-Methylphenol	108						
\$ 18 Nitrobenzene-d5	82	7.808	7.810	(0.876)	71261	6.62449	388.6
19 Nitrobenzene	77						
20 Isophorone	82						
21 2-Nitrophenol	139						
22 2,4-Dimethylphenol	107						
23 Bis(2-Chloroethoxy)methane	93						
24 Benzoic acid	105						
25 2,4-Dichlorophenol	162						
26 1,2,4-Trichlorobenzene	180						
* 27 Naphthalene-d8	136	8.914	8.916	(1.000)	350265	20.0000	
28 Naphthalene	128						
29 4-Chloroaniline	127						
30 Hexachlorobutadiene	225						
31 4-Chloro-3-methylphenol	107						
32 2-Methylnaphthalene	141						
33 Hexachlorocyclopentadiene	237						
34 2,4,6-Trichlorophenol	196						
35 2,4,5-Trichlorophenol	196						
\$ 36 2-Fluorobiphenyl	172	10.730	10.732	(0.914)	105273	7.74330	454.2
37 2-Chloronaphthalene	162						
38 2-Nitroaniline	65						
39 Dimethylphthalate	163						
40 Acenaphthylene	152						
41 2,6-Dinitrotoluene	165						
* 42 Acenaphthene-d10	164	11.744	11.747	(1.000)	183034	20.0000	
43 3-Nitroaniline	138						
44 Acenaphthene	153						
45 2,4-Dinitrophenol	184						
46 Dibenzofuran	168						
47 4-Nitrophenol	109						
48 2,4-Dinitrotoluene	165						
50 Diethylphthalate	149						
49 Fluorene	166						
51 4-Chlorophenyl-phenylether	204						
52 4-Nitroaniline	138						
53 4,6-Dinitro-2-methylphenol	198						
54 N-Nitrosodiphenylamine	169						
\$ 55 2,4,6-Tribromophenol	330	13.032	13.034	(1.110)	19269	11.0410	647.7
56 4-Bromophenyl-phenylether	248						
57 Hexachlorobenzene	284						
58 Pentachlorophenol	266						
* 59 Phenanthrene-d10	188	14.078	14.081	(1.000)	263584	20.0000	
60 Phenanthrene	178	14.116	14.118	(1.003)	9615	0.57471	33.71
61 Anthracene	178						
62 Carbazole	167						

Compounds	QUANT SIG MASS	RT	EXP RT	REL RT	RESPONSE	CONCENTRATIONS	
						ON-COLUMN (ug/mL)	FINAL (ug/kg)
63 Di-n-butylphthalate	149						
64 Fluoranthene	202	16.017	16.025	(1.138)	21724	1.27185	74.60
65 Pyrene	202	16.359	16.361	(0.892)	24048	0.90026	52.81
\$ 66 Terphenyl-d14	244	16.733	16.730	(0.913)	102515	5.95254	349.2
67 Butylbenzylphthalate	149						
68 Benzo(a)anthracene	228	18.314	18.311	(0.999)	12610	0.52986	31.08
* 69 Chrysene-d12	240	18.335	18.338	(1.000)	322443	20.0000	
70 3,3'-Dichlorobenzidine	252						
71 Chrysene	228	18.373	18.375	(1.002)	21123	0.92696	54.37
72 bis(2-Ethylhexyl)phthalate	149	18.677	18.674	(0.953)	24013	1.51891	89.10
* 134 Di-n-octylphthalate-d4	153	19.606	19.603	(1.000)	509732	20.0000	
73 Di-n-octylphthalate	149						
74 Benzo(b)fluoranthene	252	19.959	19.945	(0.975)	31594	0.96536	56.63(M) 0.476
75 Benzo(k)fluoranthene	252	19.959	19.977	(0.975)	31594	0.93988	55.13(M) 0.476
76 Benzo(a)pyrene	252	20.386	20.378	(0.996)	15828	0.53426	31.34
* 77 Perylene-d12	264	20.477	20.453	(1.000)	451629	20.0000	
78 Indeno(1,2,3-cd)pyrene	276						
79 Dibenzo(a,h)anthracene	278						
80 Benzo(g,h,i)perylene	276	22.111	22.087	(1.080)	18437	0.53416	31.33
90 N-Nitrosodimethylamine	74						
91 Aniline	93						
93 Benzidine	184						
103 Pyridine	79						
105 1-methylnaphthalene	141						
111 Azobenzene (1,2-DP-Hydrazine)	77						

QC Flag Legend

M - Compound response manually integrated.

Analytical Resources, Inc.

INTERNAL STANDARD COMPOUNDS
 AREA AND RT SUMMARY

Instrument ID: nt6.i
 Lab File ID: pb35c.d
 Lab Smp Id: PB35C
 Analysis Type: SV
 Quant Type: ISTD
 Operator: LJR/VTS
 Method File: /chem1/nt6.i/20090615.b/SW846.m
 Misc Info: 09-12719

Calibration Date: 15-JUN-2009
 Calibration Time: 14:39
 Client Smp ID: 3SED1-B
 Level: LOW
 Sample Type: Sediment

Test Mode:
 Use Initial Calibration Level 4.

COMPOUND	STANDARD	AREA LIMIT		SAMPLE	%DIFF
		LOWER	UPPER		
8 1,4-Dichlorobenze	112389	56194	224778	98781	-12.11
27 Naphthalene-d8	384492	192246	768984	350265	-8.90
42 Acenaphthene-d10	217478	108739	434956	183034	-15.84
59 Phenanthrene-d10	336594	168297	673188	263584	-21.69
69 Chrysene-d12	247160	123580	494320	322443	30.48
134 Di-n-octylphthala	347036	173518	694072	509732	46.88
77 Perylene-d12	232938	116469	465876	451629	93.88

COMPOUND	STANDARD	RT LIMIT		SAMPLE	%DIFF
		LOWER	UPPER		
8 1,4-Dichlorobenze	6.85	6.35	7.35	6.85	0.04
27 Naphthalene-d8	8.92	8.42	9.42	8.91	-0.03
42 Acenaphthene-d10	11.75	11.25	12.25	11.74	-0.02
59 Phenanthrene-d10	14.08	13.58	14.58	14.08	-0.02
69 Chrysene-d12	18.34	17.84	18.84	18.34	-0.01
134 Di-n-octylphthala	19.60	19.10	20.10	19.61	0.02
77 Perylene-d12	20.45	19.95	20.95	20.48	0.12

AREA UPPER LIMIT = +100% of internal standard area.
 AREA LOWER LIMIT = - 50% of internal standard area.
 RT UPPER LIMIT = + 0.50 minutes of internal standard RT.
 RT LOWER LIMIT = - 0.50 minutes of internal standard RT.

Analytical Resources, Inc.

RECOVERY REPORT

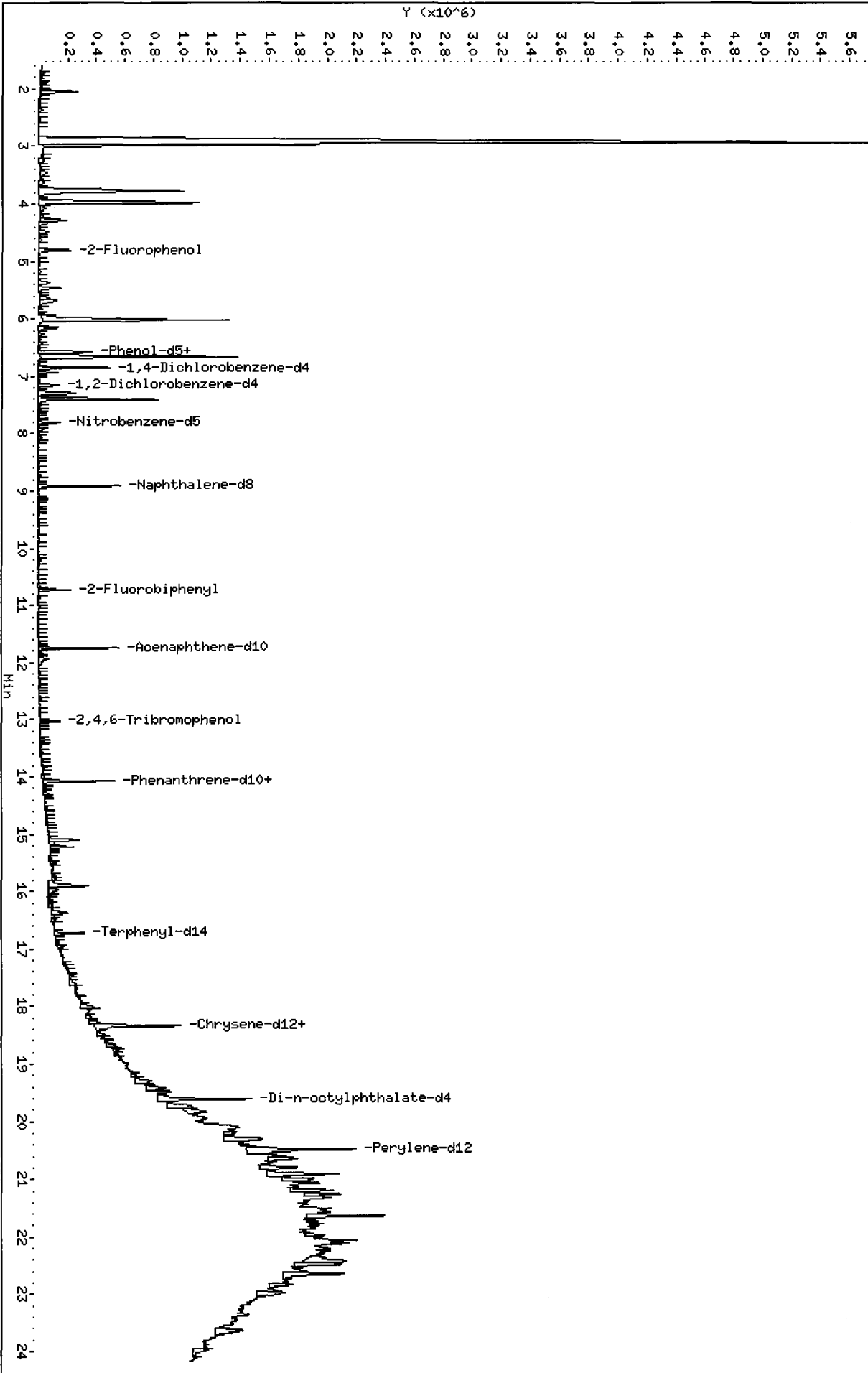
Client Name: ESC Client SDG: PB35
 Sample Matrix: SOLID Fraction: SV
 Lab Smp Id: PB35C Client Smp ID: 3SED1-B
 Level: LOW Operator: LJR/VTS
 Data Type: MS DATA SampleType: SAMPLE
 SpikeList File: PSDDALCS.spk Quant Type: ISTD
 Sublist File: PSDDA.sub
 Method File: /chem1/nt6.i/20090615.b/SW846.m
 Misc Info: 09-12719

SURROGATE COMPOUND	CONC ADDED ug/kg	CONC RECOVERED ug/kg	% RECOVERED	LIMITS
\$ 1 2-Fluorophenol	733.2	618.3	84.32	21-100
\$ 2 Phenol-d5	733.2	644.5	87.90	10-100
\$ 5 2-Chlorophenol-d4	733.2	617.0	84.14	30-100
\$ 10 1,2-Dichlorobenzen	488.8	350.2	71.63	24-100
\$ 18 Nitrobenzene-d5	488.8	388.6	79.49	26-100
\$ 36 2-Fluorobiphenyl	488.8	454.2	92.92	32-100
\$ 55 2,4,6-Tribromophen	733.2	647.7	88.33	33-118
\$ 66 Terphenyl-d14	488.8	349.2	71.43	21-97

Data File: /chem1/nt6.i/20090615.b/pb35c.d
Date: 15-JUN-2009 16:49
Client ID: 3SEDL-B
Sample Info: PB35C,3
Volume Injected (uL): 1.0
Column phase: ZB-5

Instrument: nt6.i
Operator: LJR/VTS
Column diameter: 0.32

/chem1/nt6.i/20090615.b/pb35c.d



Date : 15-JUN-2009 16:49

Client ID: 3SED1-B

Instrument: nt6.i

Sample Info: PB35C,3

Volume Injected (uL): 1.0

Operator: LJR/VTS

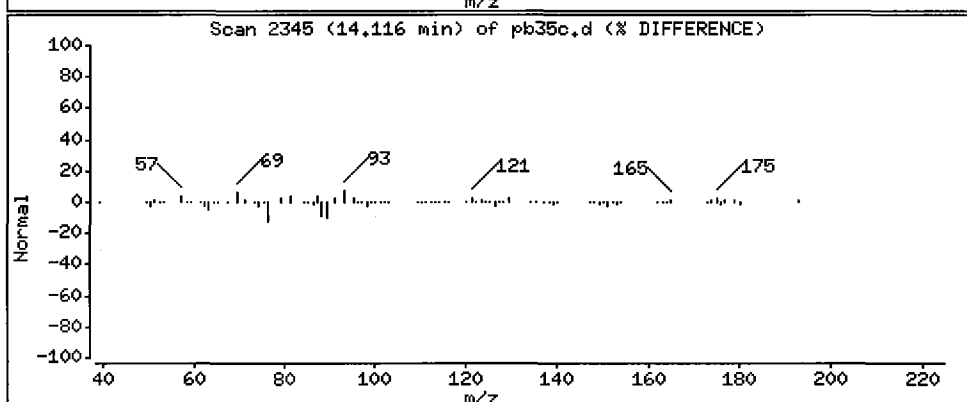
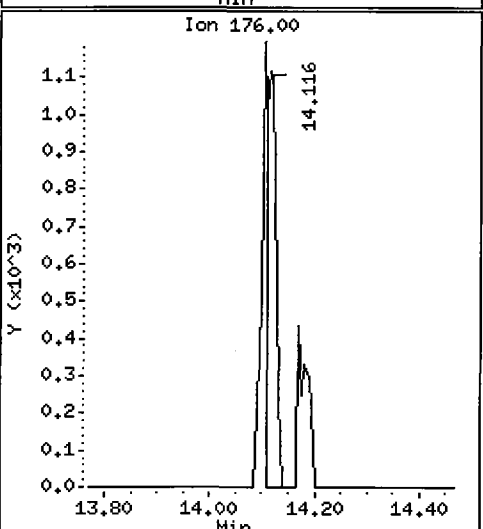
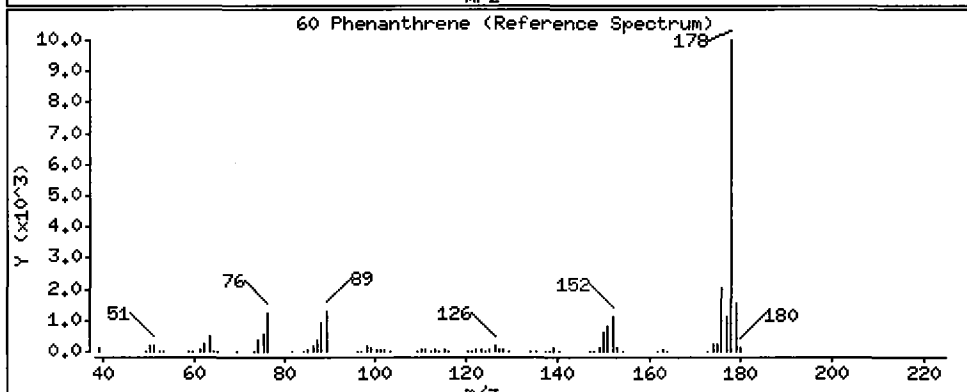
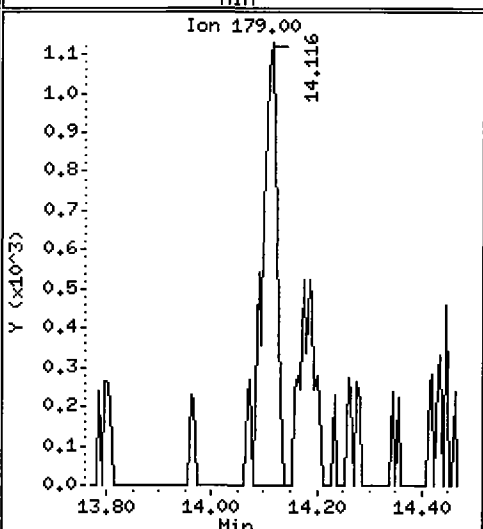
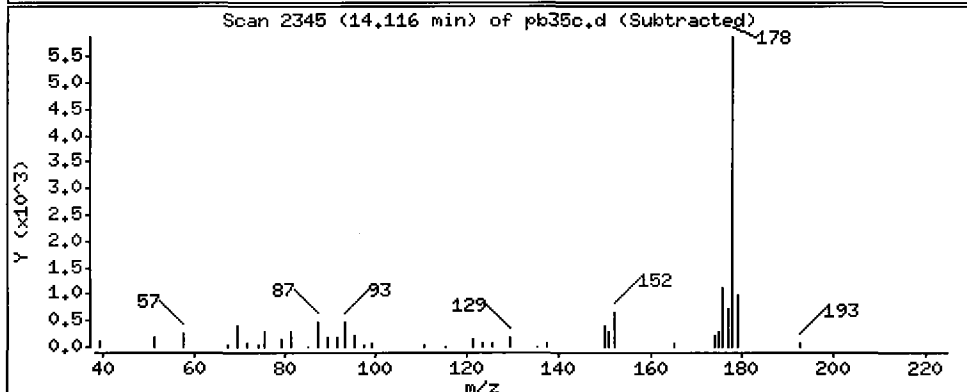
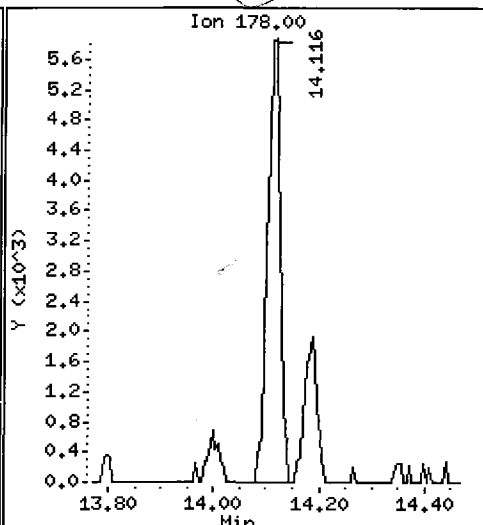
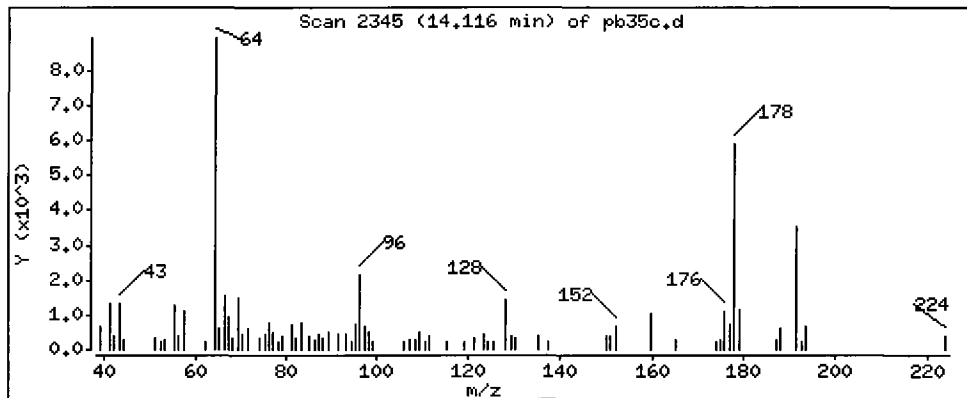
Column phase: ZB-5

Column diameter: 0.32

Handwritten signature

60 Phenanthrene

Concentration: 33.71 ug/kg



Date : 15-JUN-2009 16:49

Client ID: 3SED1-B

Instrument: nt6.i

Sample Info: PB35C,3

Volume Injected (uL): 1.0

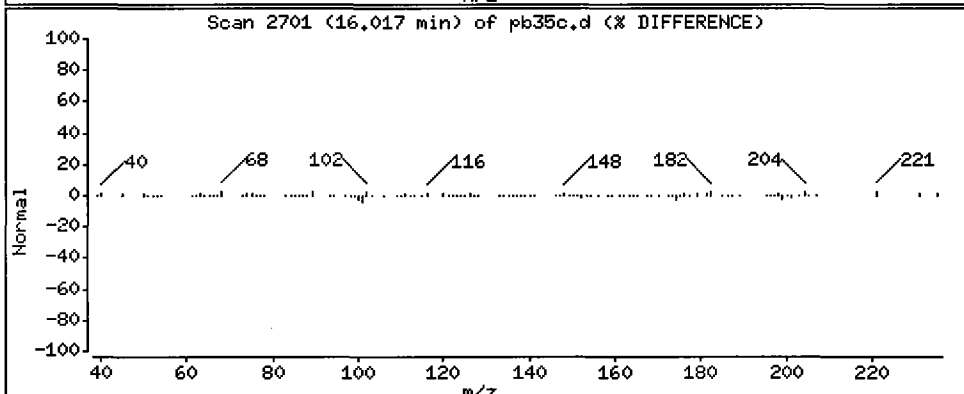
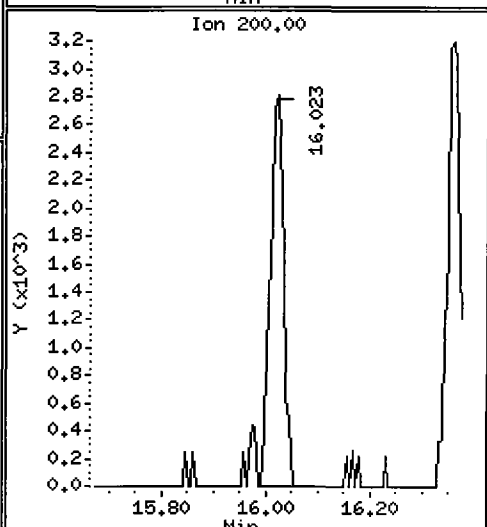
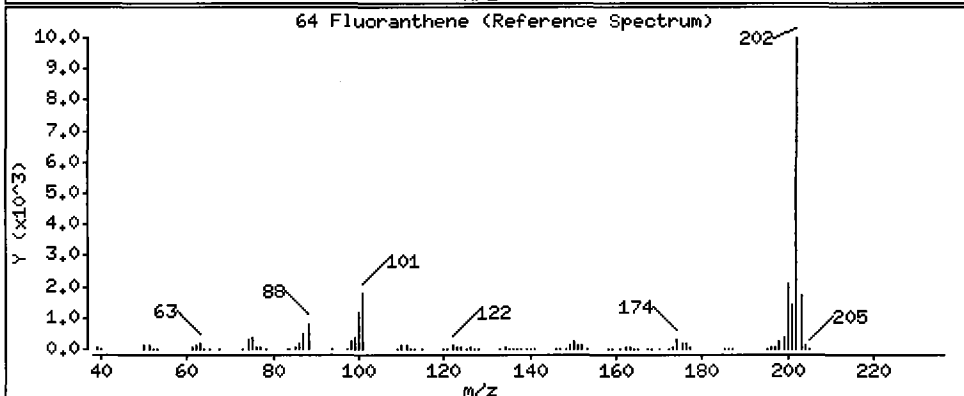
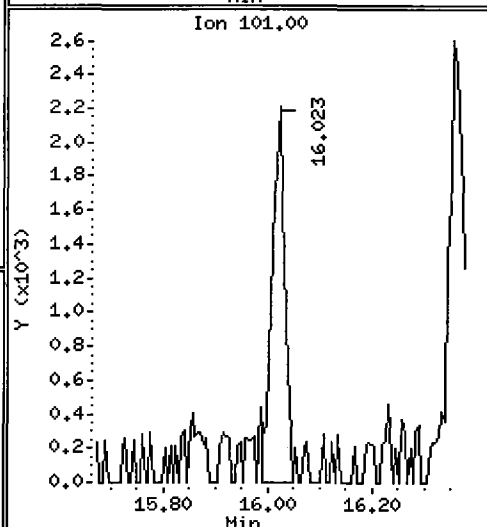
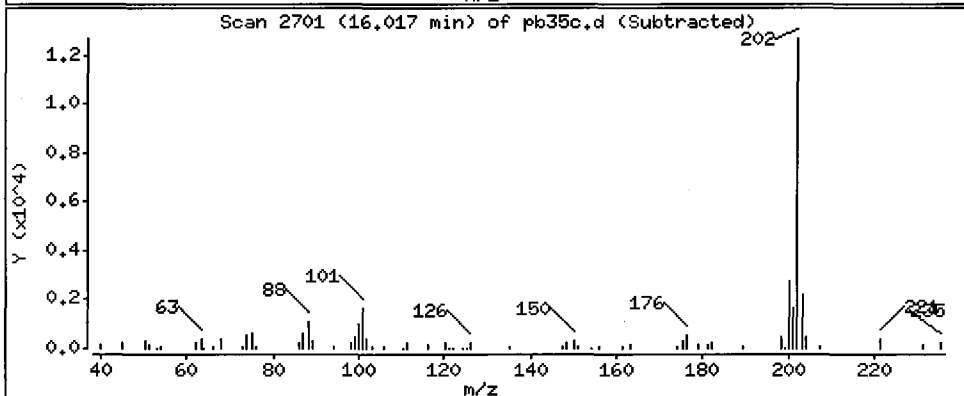
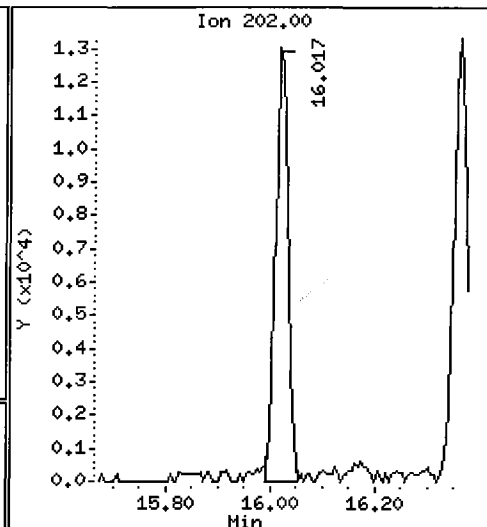
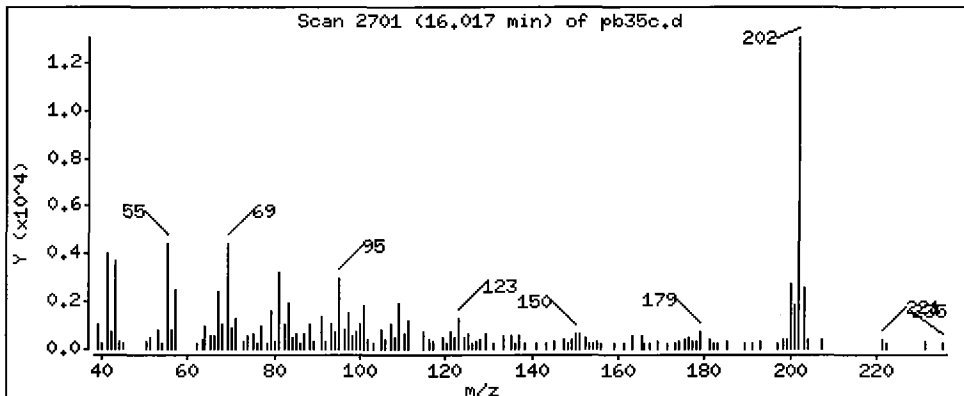
Operator: LJR/VTS

Column phase: ZB-5

Column diameter: 0.32

64 Fluoranthene

Concentration: 74.60 ug/kg



Date : 15-JUN-2009 16:49

Client ID: 3SED1-B

Instrument: nt6.i

Sample Info: PB35C,3

Volume Injected (uL): 1.0

Operator: LJR/VTS

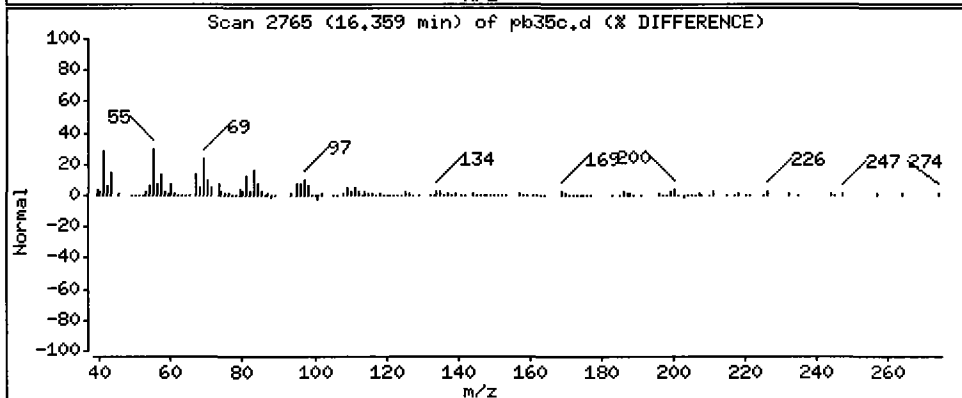
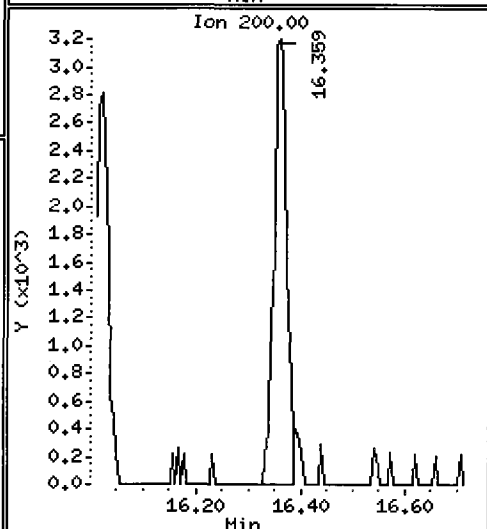
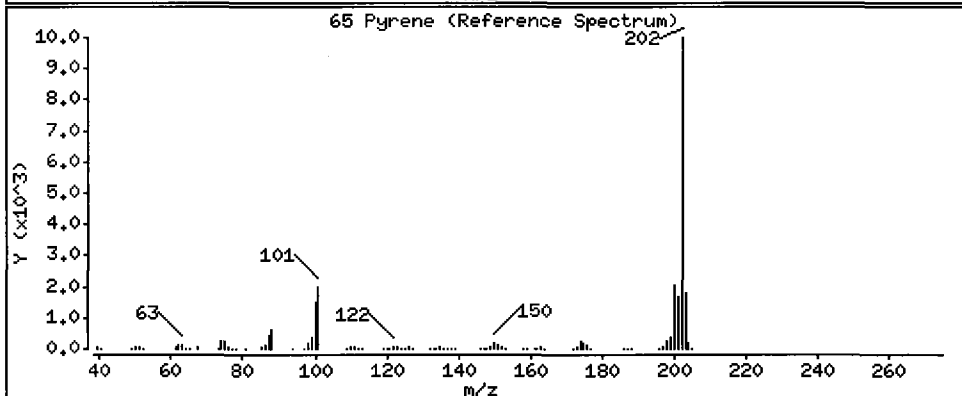
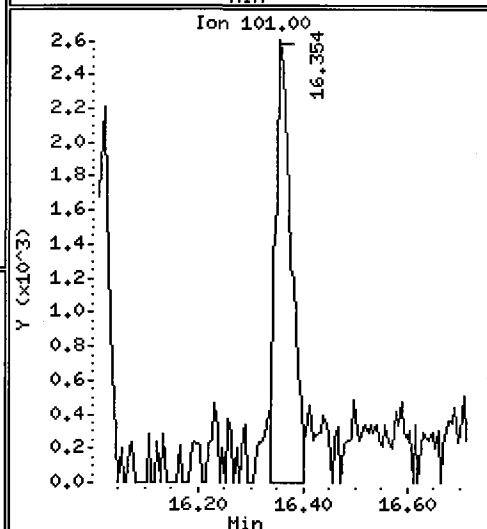
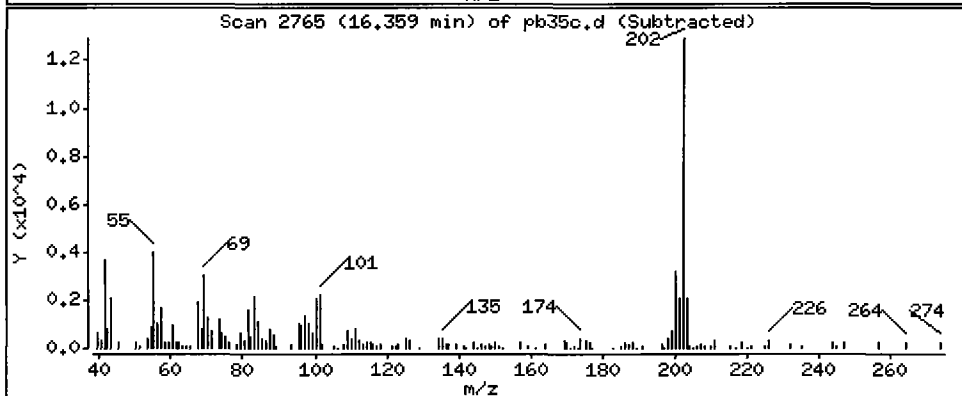
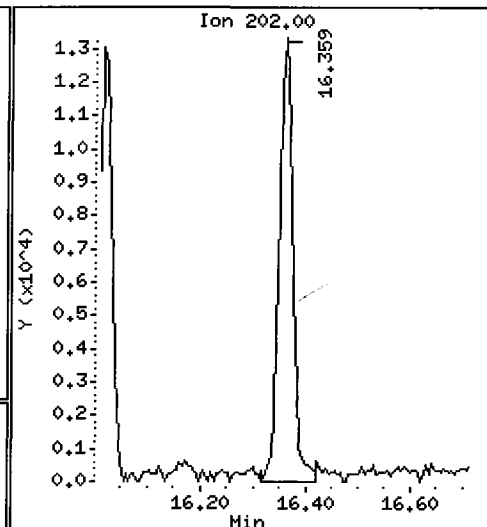
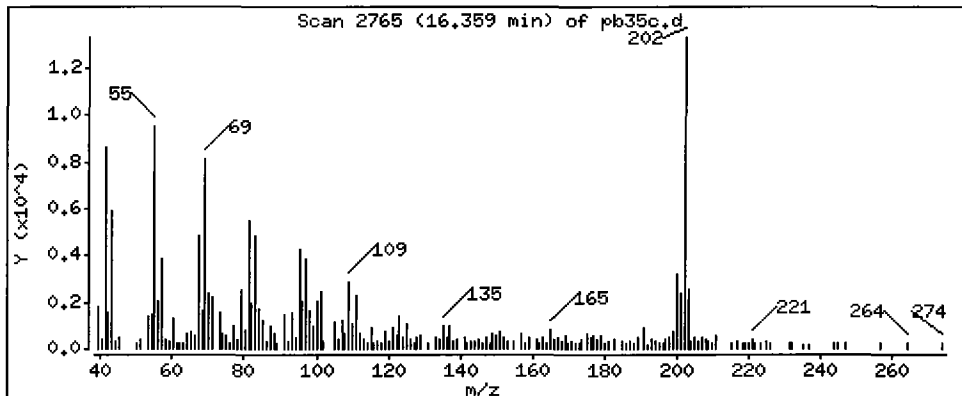
Column phase: ZB-5

Column diameter: 0.32

LJR

65 Pyrene

Concentration: 52.81 ug/kg



Date : 15-JUN-2009 16:49

Client ID: 3SED1-B

Instrument: nt6.i

Sample Info: PB35C,3

Volume Injected (uL): 1.0

Operator: LJR/VTS

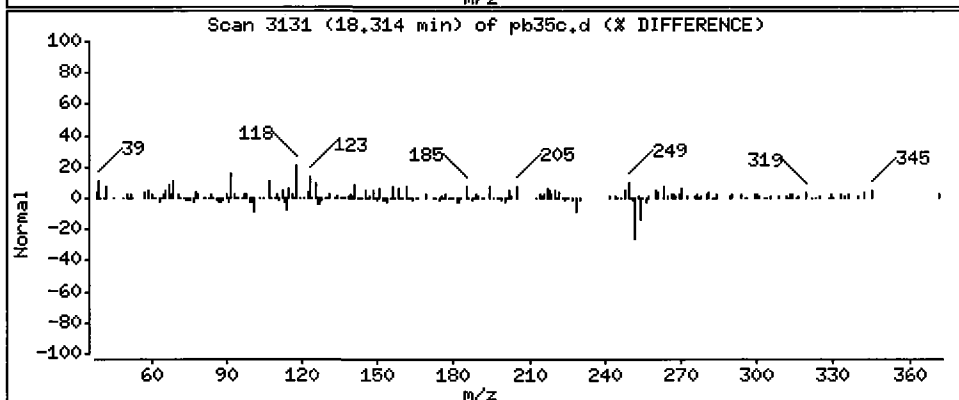
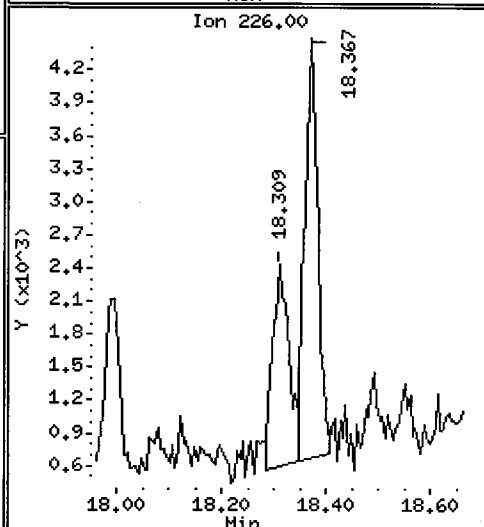
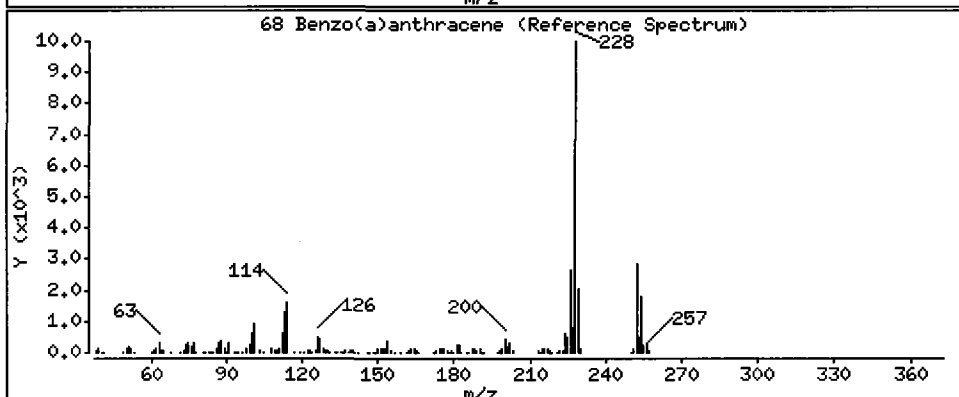
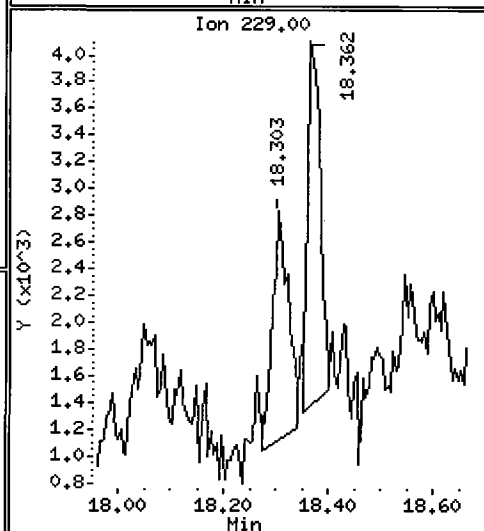
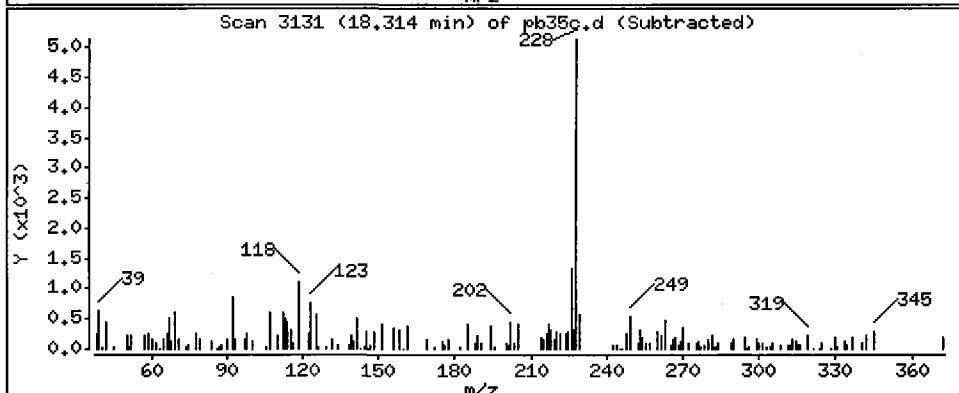
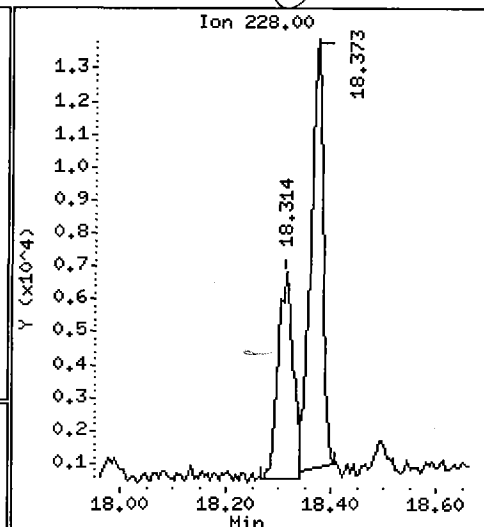
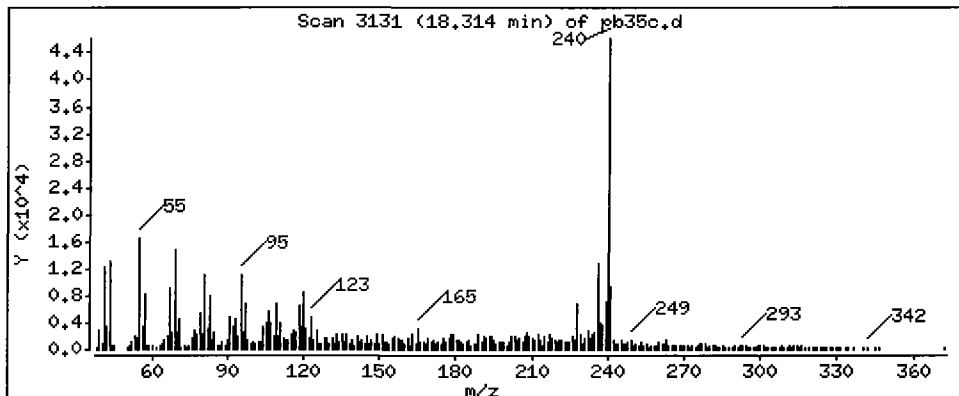
Column phase: ZB-5

Column diameter: 0.32

Fun

68 Benzo(a)anthracene

Concentration: 31.08 ug/kg



Date : 15-JUN-2009 16:49

Client ID: 3SED1-B

Instrument: nt6.i

Sample Info: PB35C,3

Volume Injected (uL): 1.0

Operator: LJR/VTS

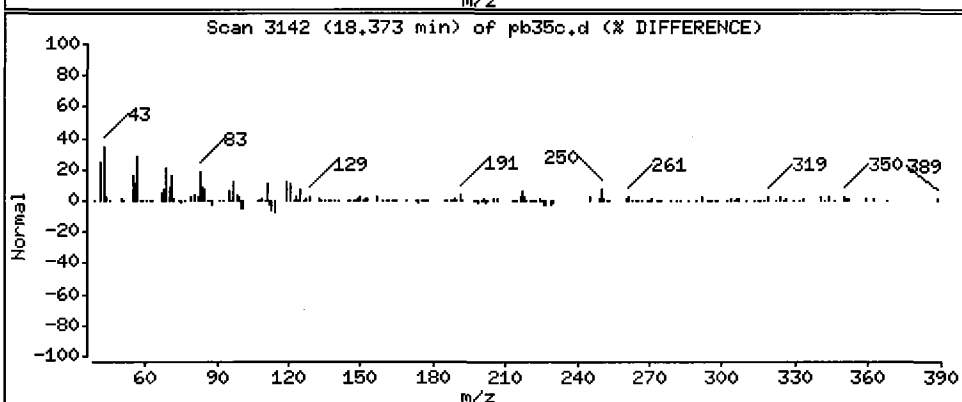
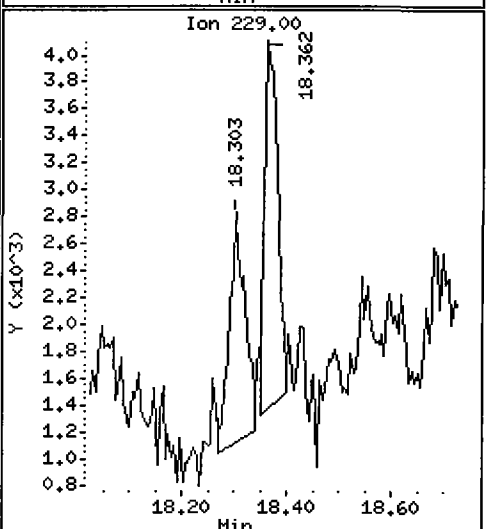
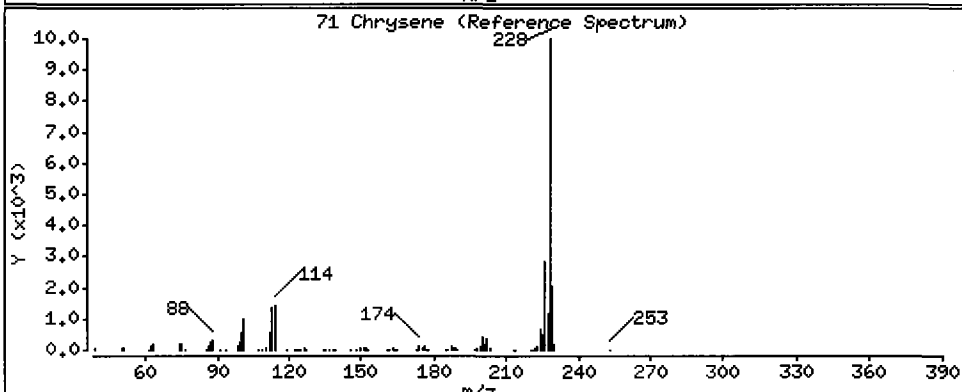
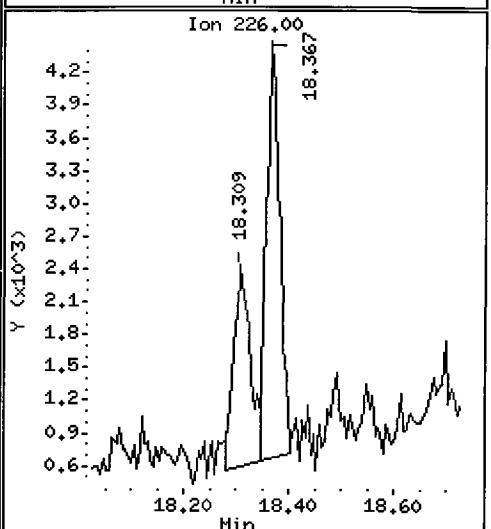
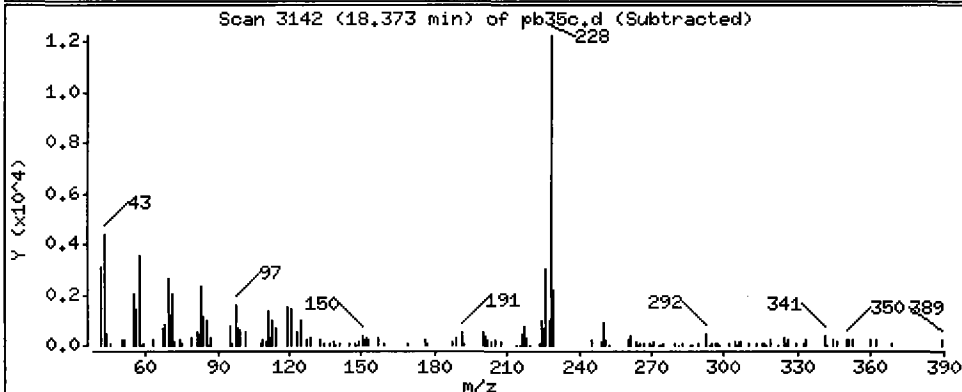
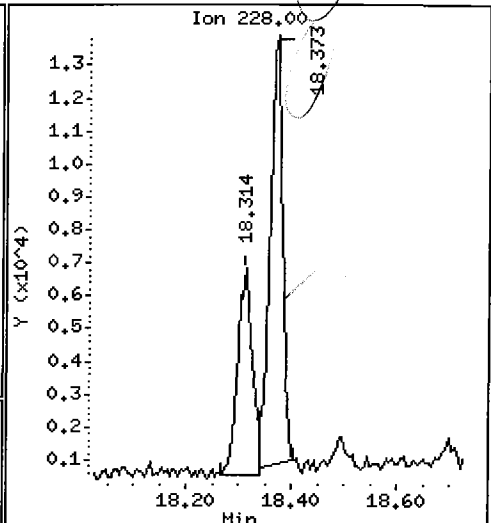
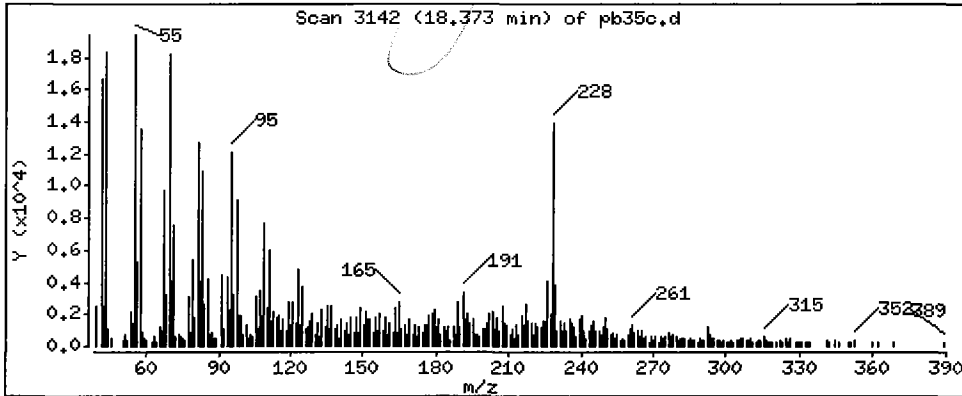
Column phase: ZB-5

Column diameter: 0.32

71 Chrysene

Concentration: 54.37 ug/kg

Handwritten signature



Date : 15-JUN-2009 16:49

Client ID: 3SED1-B

Instrument: nt6.i

Sample Info: PB35C,3

Volume Injected (uL): 1.0

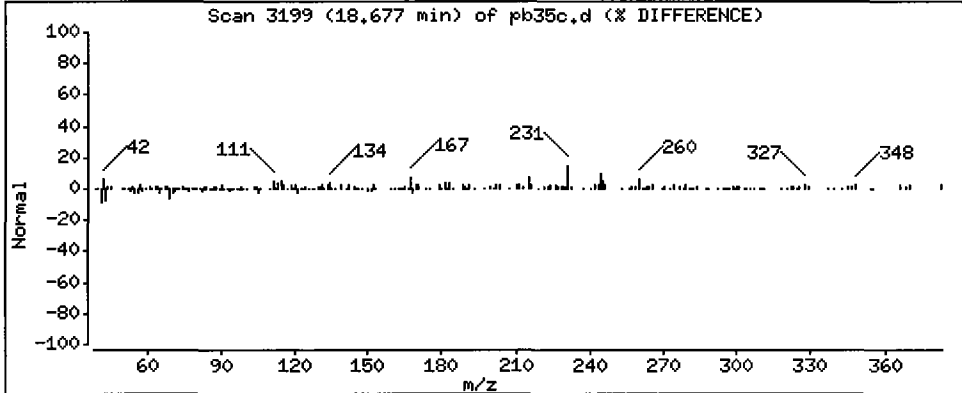
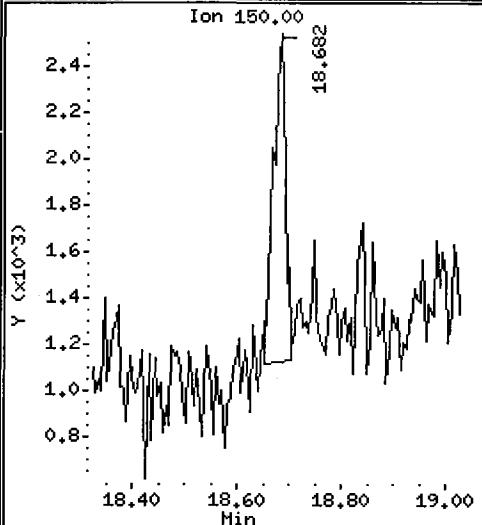
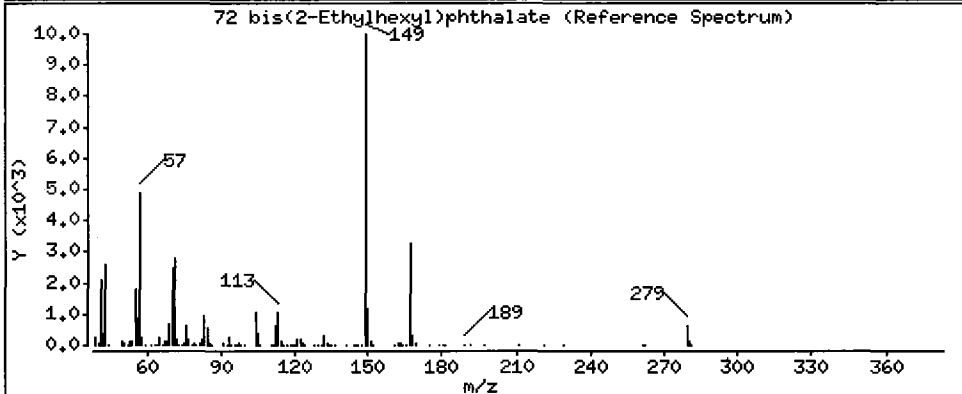
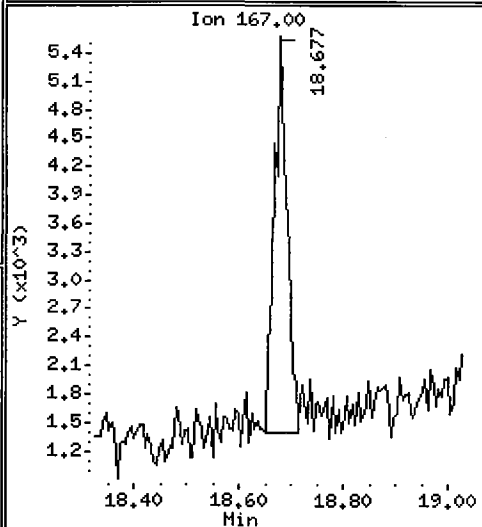
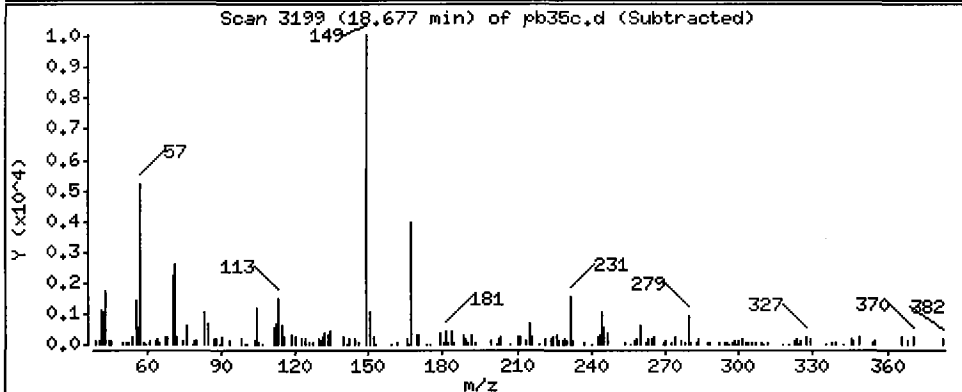
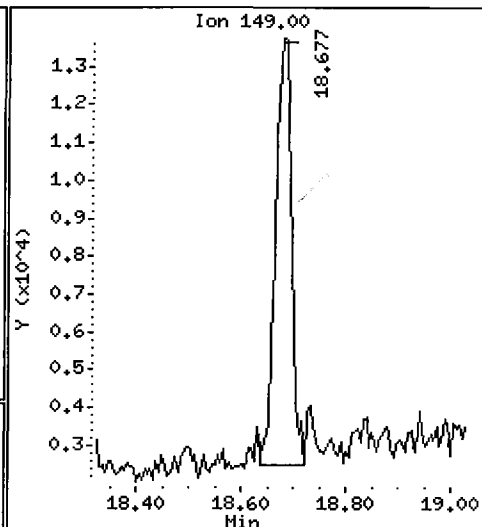
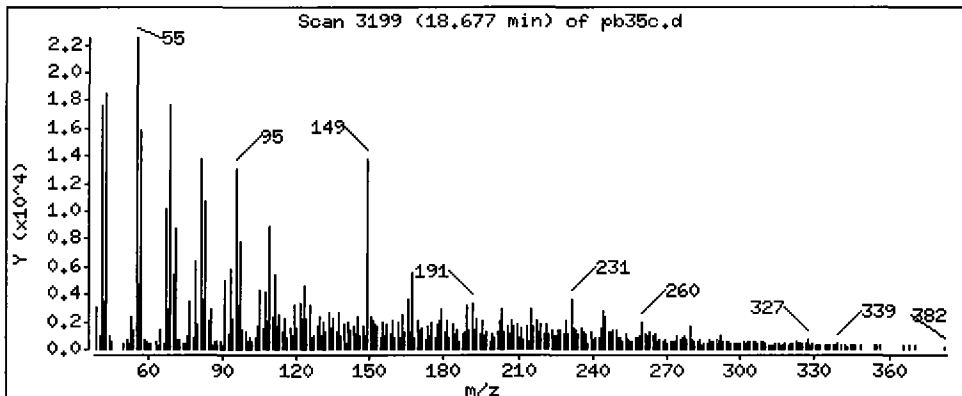
Operator: LJR/VTS

Column phase: ZB-5

Column diameter: 0.32

72 bis(2-Ethylhexyl)phthalate

Concentration: 89.10 ug/kg



Date : 15-JUN-2009 16:49

Client ID: 3SED1-B

Instrument: nt6.i

Sample Info: PB35C,3

Volume Injected (uL): 1.0

Operator: LJR/VTS

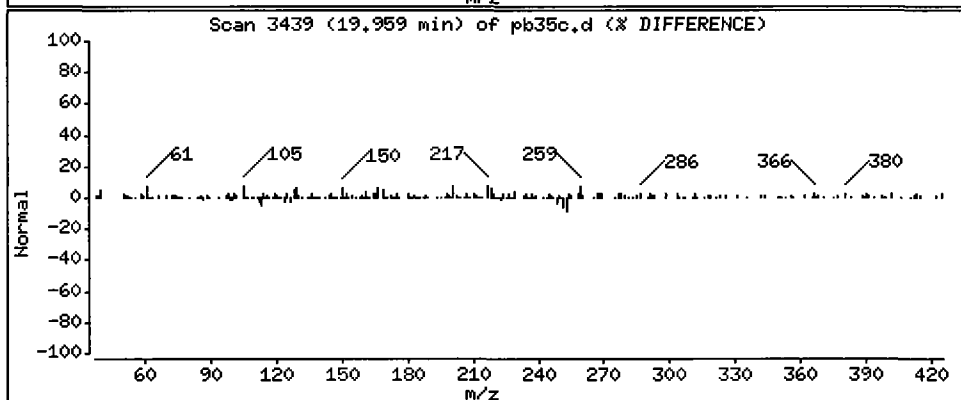
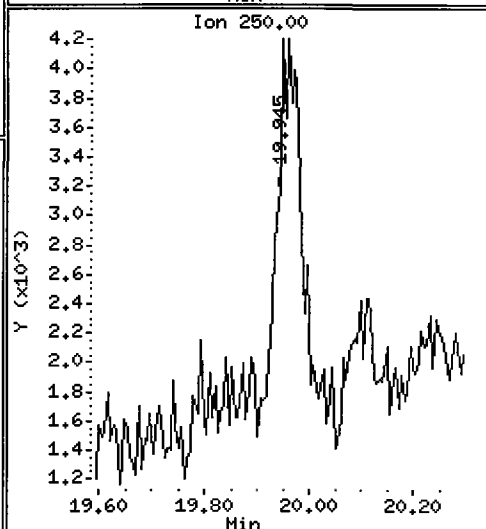
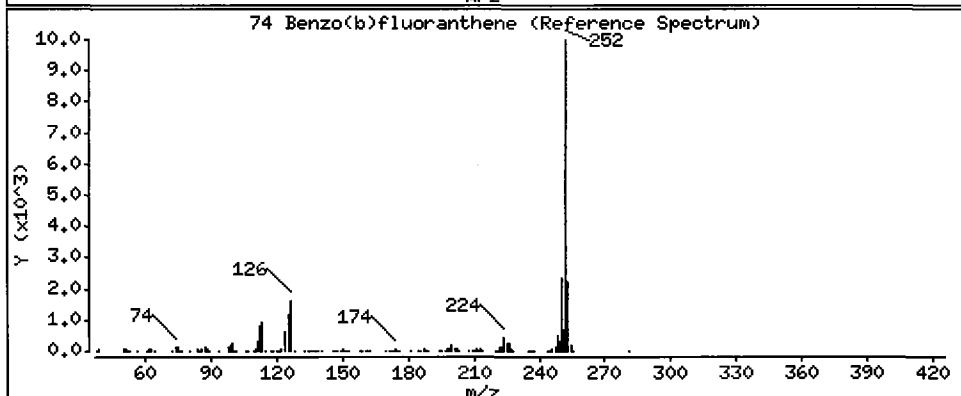
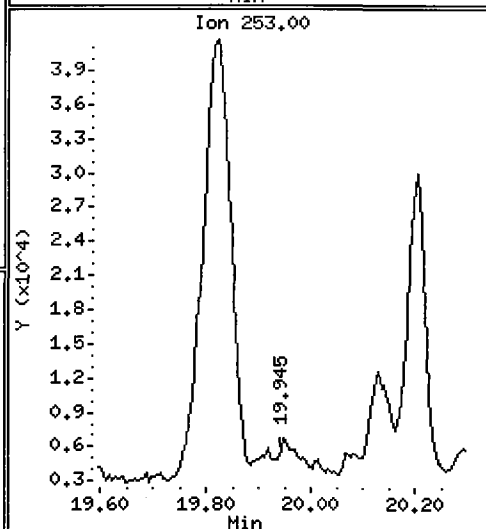
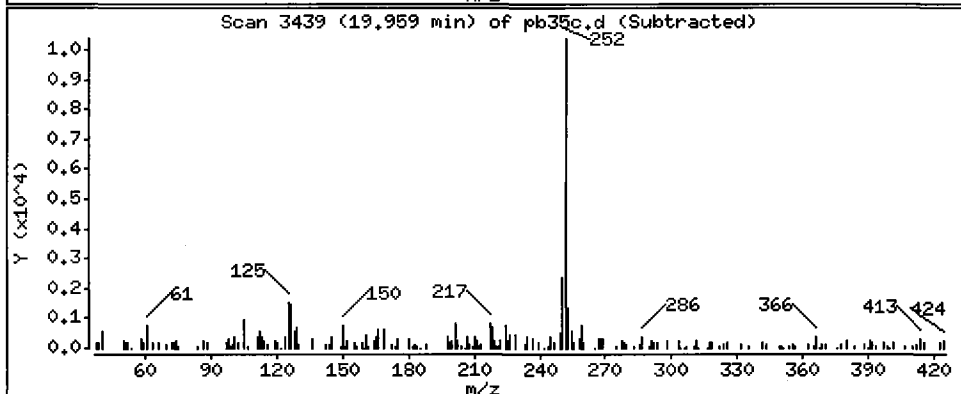
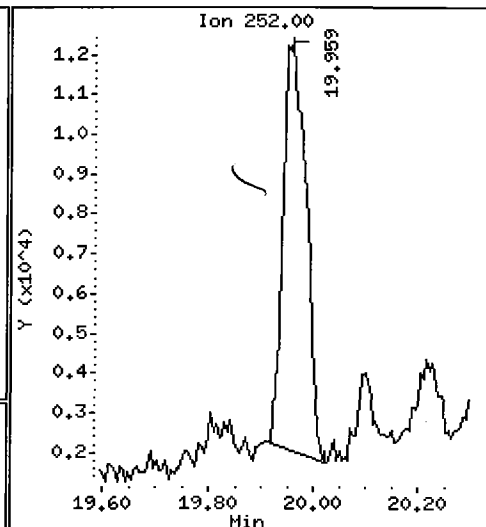
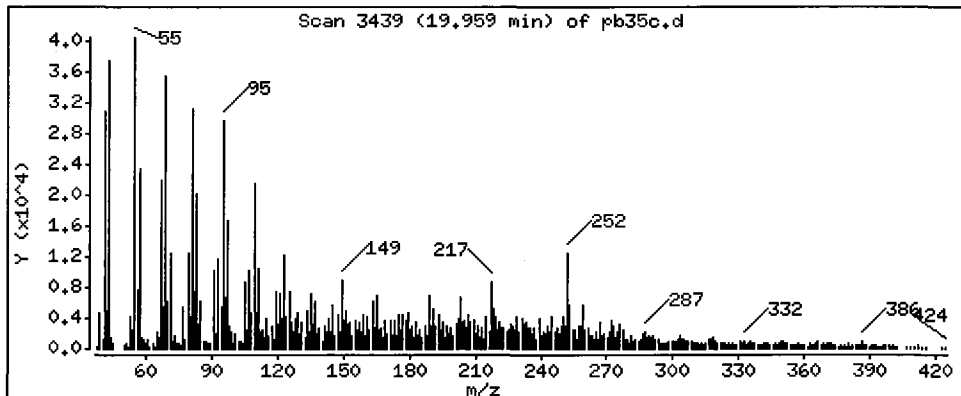
Column phase: ZB-5

Column diameter: 0.32

Handwritten signature
1/2

74 Benzo(b)fluoranthene

Concentration: 56.63 ug/kg



Date : 15-JUN-2009 16:49

Client ID: 3SED1-B

Instrument: nt6.i

Sample Info: PB35C,3

Volume Injected (uL): 1.0

Operator: LJR/VTS

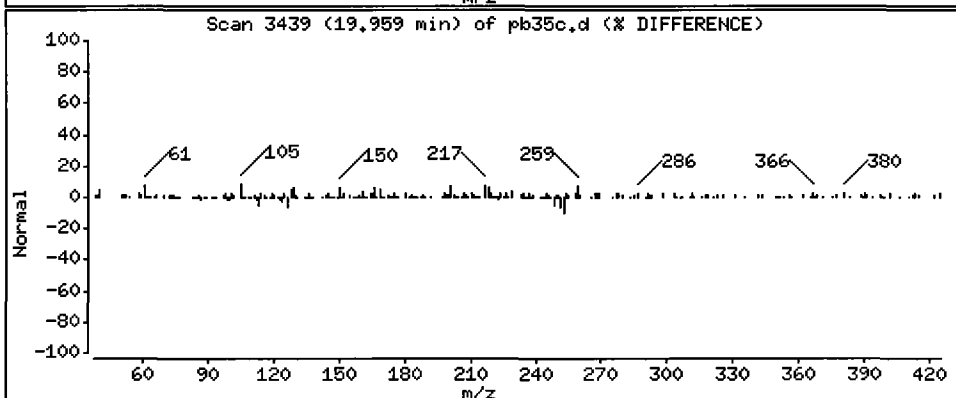
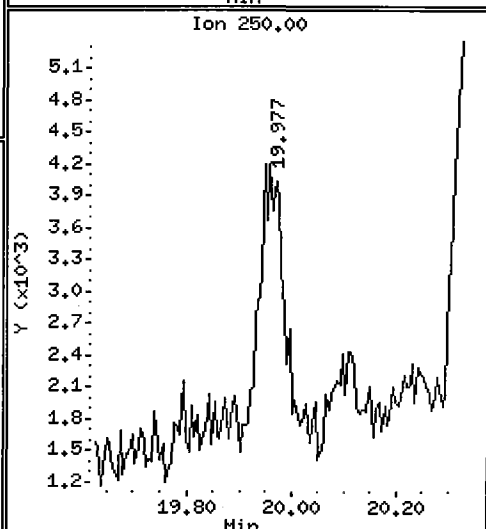
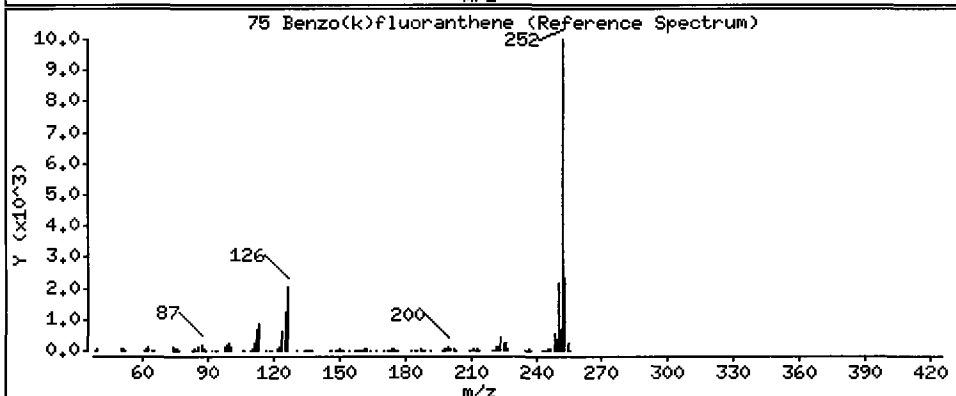
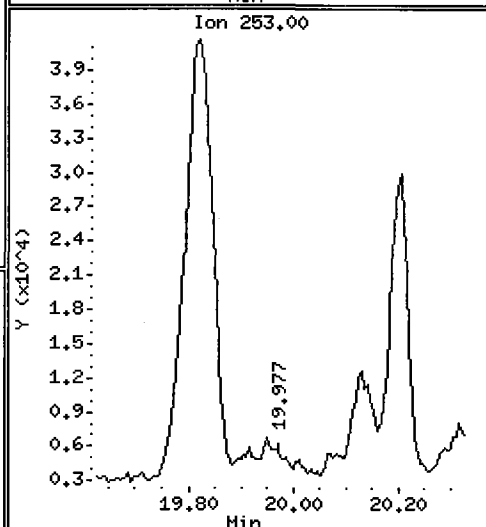
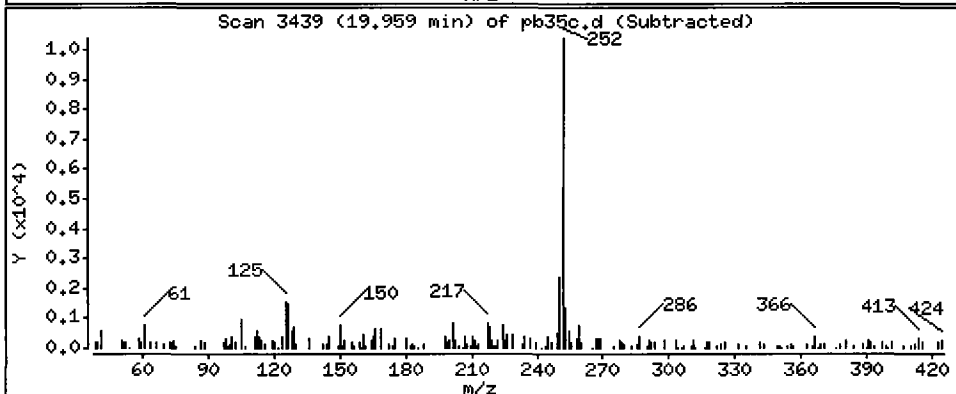
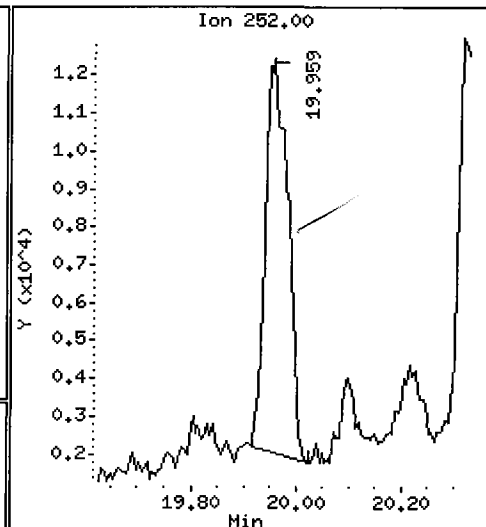
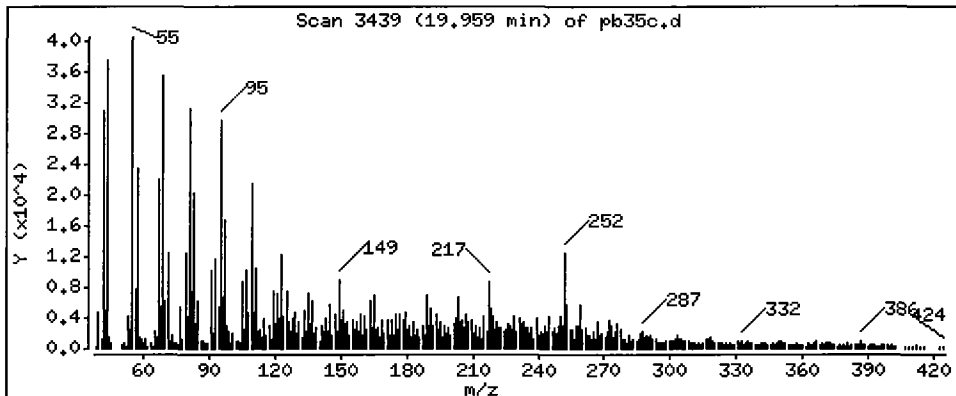
Column phase: ZB-5

Column diameter: 0.32

Handwritten initials/signature

75 Benzo(k)fluoranthene

Concentration: 55,13 ug/kg



Date : 15-JUN-2009 16:49

Client ID: 3SED1-B

Instrument: nt6.i

Sample Info: PB35C,3

Volume Injected (uL): 1.0

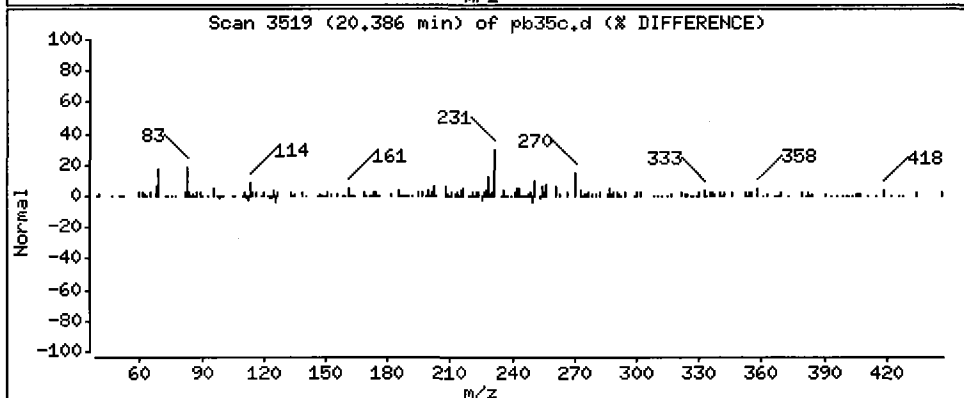
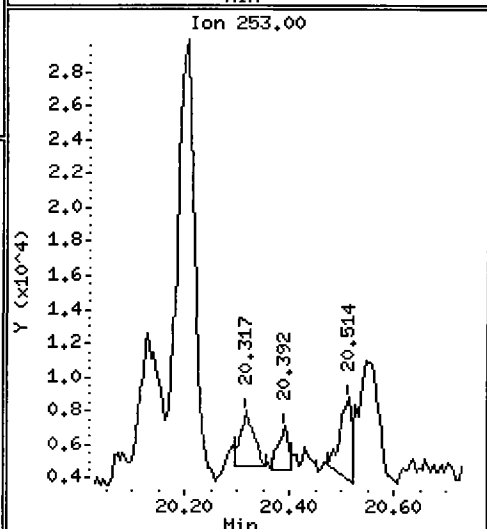
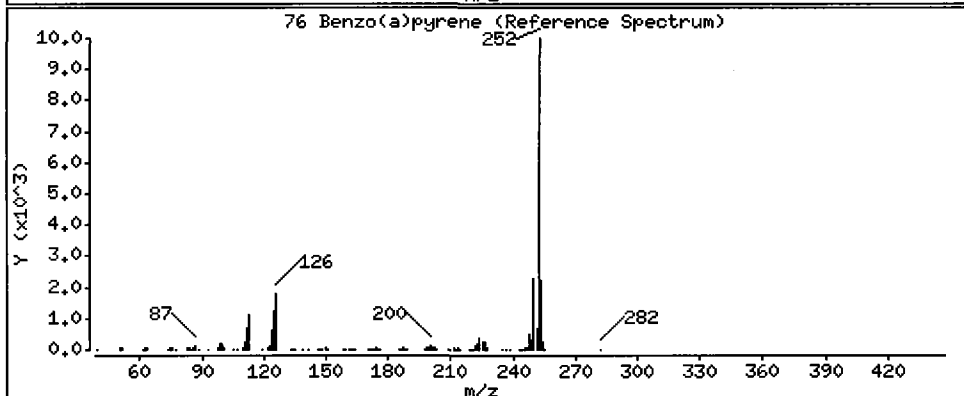
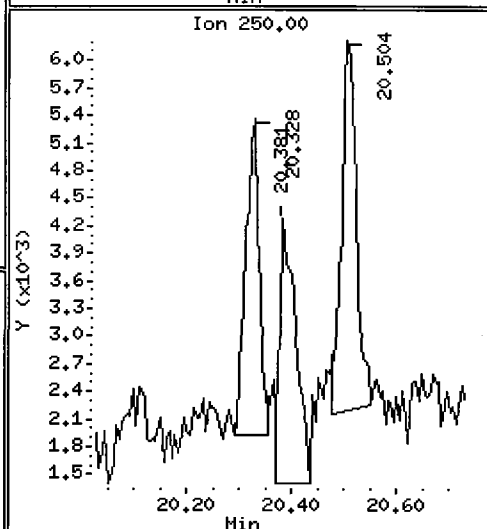
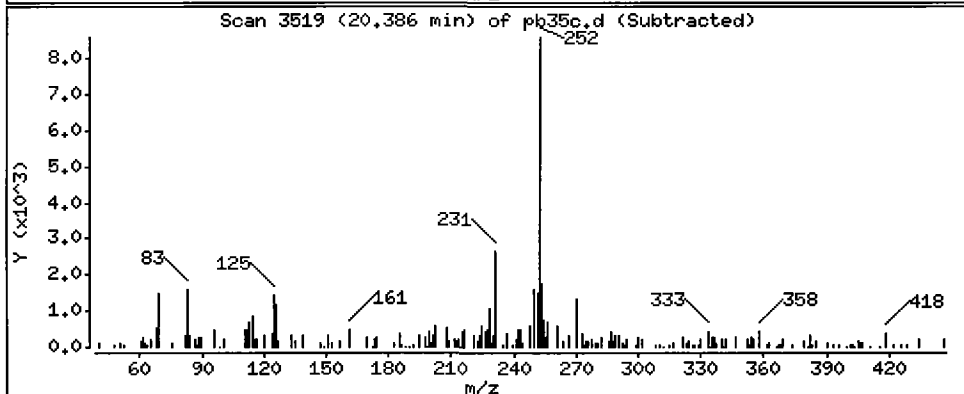
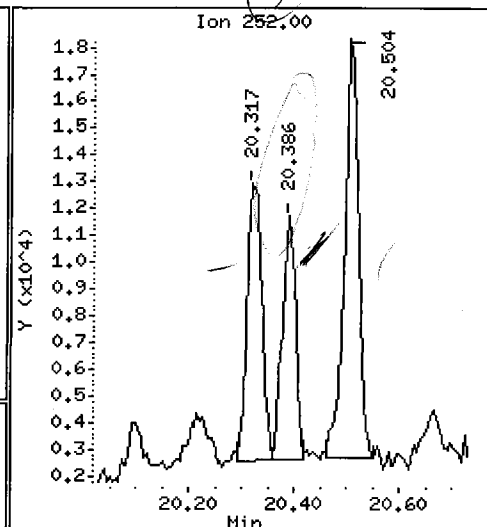
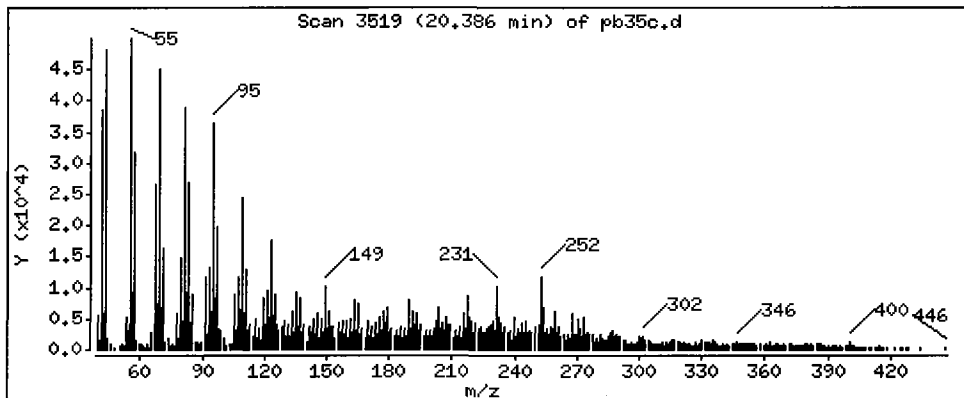
Operator: LJR/VTS

Column phase: ZB-5

Column diameter: 0.32

76 Benzo(a)pyrene

Concentration: 31.34 ug/kg



Date : 15-JUN-2009 16:49

Client ID: 3SED1-B

Instrument: nt6.i

Sample Info: PB35C.3

Volume Injected (uL): 1.0

Operator: LJR/VTS

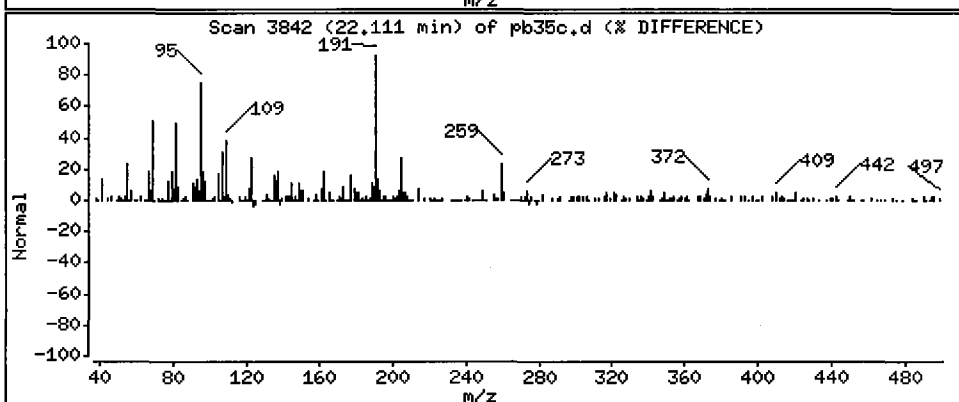
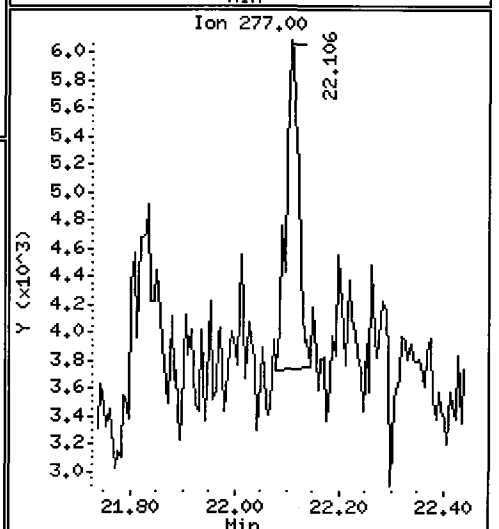
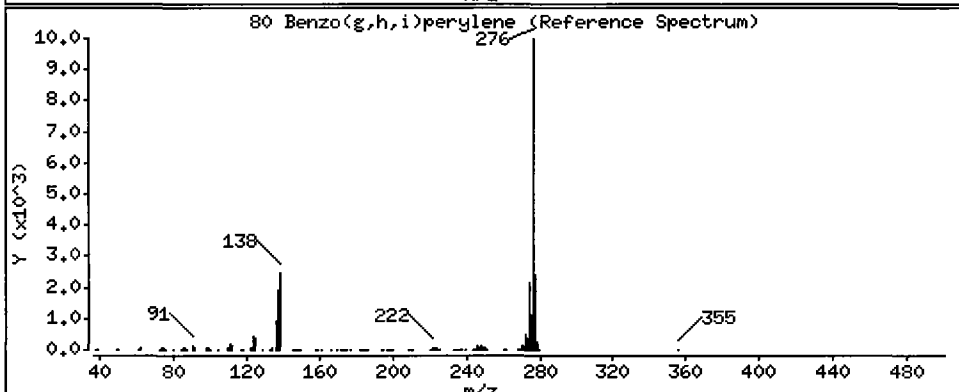
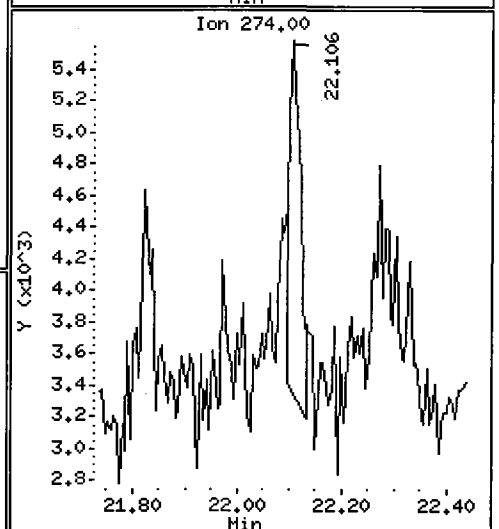
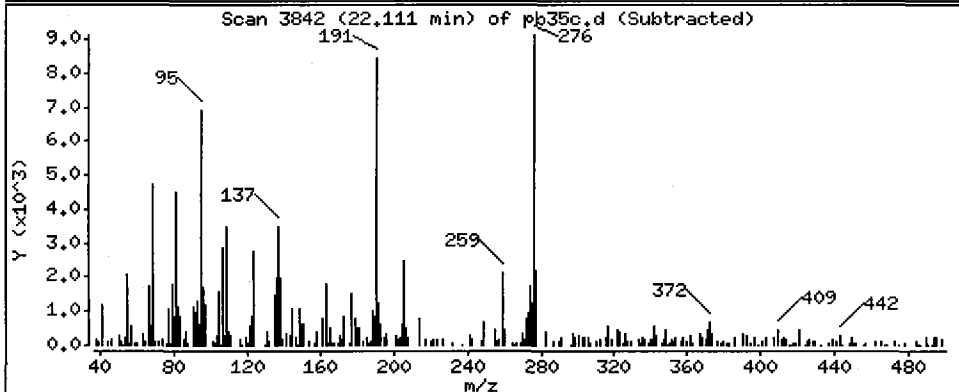
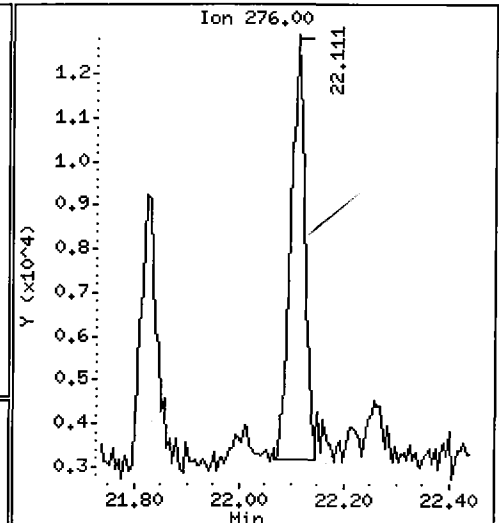
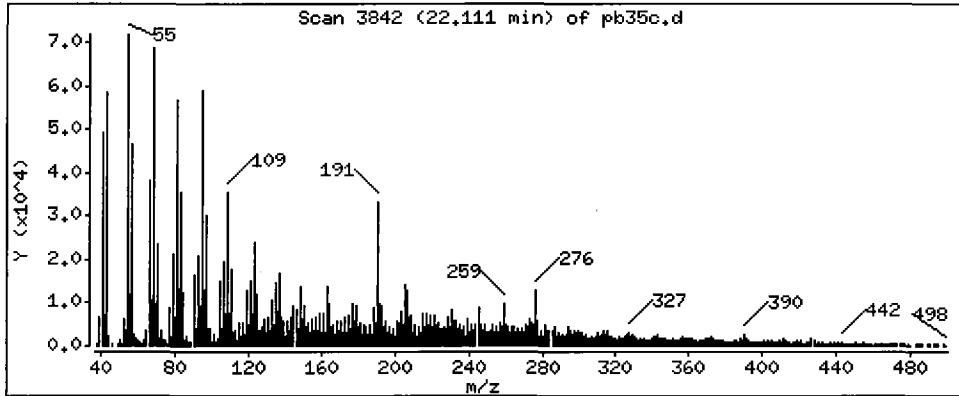
Column phase: ZB-5

Column diameter: 0.32

OK

80 Benzo(g,h,i)perylene

Concentration: 31.33 ug/kg



ORGANICS ANALYSIS DATA SHEET

PSDDA Semivolatiles by SW8270D GC/MS

Page 1 of 1

Sample ID: 3SED1-C

SAMPLE

Lab Sample ID: PB35E

LIMS ID: 09-12721

Matrix: Sediment

Data Release Authorized:

Reported: 06/17/09

QC Report No: PB35-ENVIRONMENTAL SCIENCE CORP.

Project: JELD-WEN NORD DOOR

NA

Date Sampled: 06/03/09

Date Received: 06/03/09

Date Extracted: 06/08/09

Date Analyzed: 06/15/09 17:22

Instrument/Analyst: NT6/LJR

GPC Cleanup: Yes

Sample Amount: 22.6 g-dry-wt

Final Extract Volume: 0.5 mL

Dilution Factor: 3.00

Percent Moisture: 46.8%

CAS Number	Analyte	RL	Result
108-95-2	Phenol	66	< 66 U
541-73-1	1,3-Dichlorobenzene	66	< 66 U
106-46-7	1,4-Dichlorobenzene	66	< 66 U
100-51-6	Benzyl Alcohol	66	< 66 U
95-50-1	1,2-Dichlorobenzene	66	< 66 U
95-48-7	2-Methylphenol	66	< 66 U
106-44-5	4-Methylphenol	66	< 66 U
67-72-1	Hexachloroethane	66	< 66 U
105-67-9	2,4-Dimethylphenol	66	< 66 U
65-85-0	Benzoic Acid	660	< 660 U
120-82-1	1,2,4-Trichlorobenzene	66	< 66 U
91-20-3	Naphthalene	66	< 66 U
87-68-3	Hexachlorobutadiene	66	< 66 U
91-57-6	2-Methylnaphthalene	66	< 66 U
131-11-3	Dimethylphthalate	66	< 66 U
208-96-8	Acenaphthylene	66	< 66 U
83-32-9	Acenaphthene	66	< 66 U
132-64-9	Dibenzofuran	66	< 66 U
84-66-2	Diethylphthalate	66	< 66 U
86-73-7	Fluorene	66	< 66 U
86-30-6	N-Nitrosodiphenylamine	66	< 66 U
118-74-1	Hexachlorobenzene	66	< 66 U
87-86-5	Pentachlorophenol	330	< 330 U
85-01-8	Phenanthrene	66	< 66 U
120-12-7	Anthracene	66	< 66 U
84-74-2	Di-n-Butylphthalate	66	< 66 U
206-44-0	Fluoranthene	66	72
129-00-0	Pyrene	66	52 J
85-68-7	Butylbenzylphthalate	66	86
56-55-3	Benzo (a) anthracene	66	40 J
117-81-7	bis (2-Ethylhexyl) phthalate	66	92
218-01-9	Chrysene	66	77
117-84-0	Di-n-Octyl phthalate	66	< 66 U
205-99-2	Benzo (b) fluoranthene	66	43 J
207-08-9	Benzo (k) fluoranthene	66	43 J
50-32-8	Benzo (a) pyrene	66	54 J
193-39-5	Indeno (1,2,3-cd) pyrene	66	< 66 U
53-70-3	Dibenz (a,h) anthracene	66	< 66 U
191-24-2	Benzo (g,h,i) perylene	66	36 J
90-12-0	1-Methylnaphthalene	66	< 66 U

Reported in µg/kg (ppb)

Semivolatile Surrogate Recovery

d5-Nitrobenzene	63.2%	2-Fluorobiphenyl	72.1%
d14-p-Terphenyl	53.3%	d4-1,2-Dichlorobenzene	51.2%
d5-Phenol	66.6%	2-Fluorophenol	63.7%
2,4,6-Tribromophenol	66.9%	d4-2-Chlorophenol	66.1%

Analytical Resources, Inc.

Semivolatiles Report SW846 Method 8270D

Data file : /chem1/nt6.i/20090615.b/pb35e.d
 Lab Smp Id: PB35E Client Smp ID: 3SED1-C
 Inj Date : 15-JUN-2009 17:22
 Operator : LJR/VTS Inst ID: nt6.i
 Smp Info : PB35E,3
 Misc Info : 09-12721
 Comment : 1ul Injection
 Method : /chem1/nt6.i/20090615.b/SW846.m
 Meth Date : 16-Jun-2009 10:41 jeff Quant Type: ISTD
 Cal Date : 11-JUN-2009 14:21 Cal File: 0050611a.d
 Als bottle: 6
 Dil Factor: 3.00000
 Integrator: HP RTE Compound Sublist: PSDDA.sub
 Target Version: 3.50

LTK
6/16/09

Concentration Formula: Amt * DF * Vt / (Ws * (100 - M) / 100) * CpndVariable

Name	Value	Description
DF	3.00000	Dilution Factor
Vt	500.00000	Volume of final extract (uL)
Ws	42.50000	Weight of sample extracted (g)
M	46.80000	% Moisture

Cpnd Variable

Local Compound Variable

Compounds	QUANT	SIG	RT	EXP RT	REL RT	RESPONSE	CONCENTRATIONS	
							ON-COLUMN (ug/mL)	FINAL (ug/kg)
\$ 1 2-Fluorophenol	112		4.811	4.782	(0.702)	78269	7.95670	527.9
\$ 2 Phenol-d5	99		6.579	6.534	(0.960)	110072	8.33270	552.8
3 Phenol	94		Compound Not Detected.					
\$ 5 2-Chlorophenol-d4	132		6.568	6.555	(0.959)	66471	8.25780	547.8
4 Bis(2-Chloroethyl)ether	93		Compound Not Detected.					
6 2-Chlorophenol	128		Compound Not Detected.					
7 1,3-Dichlorobenzene	146		Compound Not Detected.					
* 8 1,4-Dichlorobenzene-d4	152		6.851	6.849	(1.000)	119316	20.0000	
9 1,4-Dichlorobenzene	146		Compound Not Detected.					
\$ 10 1,2-Dichlorobenzene-d4	152		7.150	7.148	(1.044)	25363	4.26889	283.2
12 1,2-Dichlorobenzene	146		Compound Not Detected.					
11 Benzyl alcohol	108		Compound Not Detected.					
14 2,2'-oxybis(1-Chloropropane)	45		Compound Not Detected.					
13 2-Methylphenol	108		Compound Not Detected.					
17 Hexachloroethane	117		Compound Not Detected.					

Compounds	QUANT SIG MASS	RT	EXP RT	REL RT	RESPONSE	CONCENTRATIONS	
						ON-COLUMN (ug/mL)	FINAL (ug/kg)
16 N-Nitroso-di-n-propylamine	70						
15 4-Methylphenol	108						
\$ 18 Nitrobenzene-d5	82	7.807	7.810	(0.876)	66468	5.27107	349.7
19 Nitrobenzene	77						
20 Isophorone	82						
21 2-Nitrophenol	139						
22 2,4-Dimethylphenol	107						
23 Bis(2-Chloroethoxy)methane	93						
24 Benzoic acid	105						
25 2,4-Dichlorophenol	162						
26 1,2,4-Trichlorobenzene	180						
* 27 Naphthalene-d8	136	8.913	8.916	(1.000)	410593	20.0000	
28 Naphthalene	128						
29 4-Chloroaniline	127						
30 Hexachlorobutadiene	225						
31 4-Chloro-3-methylphenol	107						
32 2-Methylnaphthalene	141						
33 Hexachlorocyclopentadiene	237						
34 2,4,6-Trichlorophenol	196						
35 2,4,5-Trichlorophenol	196						
\$ 36 2-Fluorobiphenyl	172	10.729	10.732	(0.913)	95699	6.00851	398.6
37 2-Chloronaphthalene	162						
38 2-Nitroaniline	65						
39 Dimethylphthalate	163						
40 Acenaphthylene	152						
41 2,6-Dinitrotoluene	165						
* 42 Acenaphthene-d10	164	11.749	11.747	(1.000)	214428	20.0000	
43 3-Nitroaniline	138						
44 Acenaphthene	153						
45 2,4-Dinitrophenol	184						
46 Dibenzofuran	168						
47 4-Nitrophenol	109						
48 2,4-Dinitrotoluene	165						
50 Diethylphthalate	149						
49 Fluorene	166						
51 4-Chlorophenyl-phenylether	204						
52 4-Nitroaniline	138						
53 4,6-Dinitro-2-methylphenol	198						
54 N-Nitrosodiphenylamine	169						
\$ 55 2,4,6-Tribromophenol	330	13.031	13.034	(1.109)	17091	8.35925	554.6
56 4-Bromophenyl-phenylether	248						
57 Hexachlorobenzene	284						
58 Pentachlorophenol	266						
* 59 Phenanthrene-d10	188	14.083	14.081	(1.000)	308954	20.0000	
60 Phenanthrene	178						
61 Anthracene	178						
62 Carbazole	167						

Compounds	QUANT SIG				CONCENTRATIONS		
	MASS	RT	EXP RT	REL RT	RESPONSE	ON-COLUMN (ug/mL)	FINAL (ug/kg)
63 Di-n-butylphthalate	149						
64 Fluoranthene	202	16.022	16.025	(1.138)	21640	1.08088	71.71
65 Pyrene	202	16.358	16.361	(0.892)	25343	0.78008 LDL	51.75
\$ 66 Terphenyl-d14	244	16.732	16.730	(0.912)	93072	4.44354	294.8
67 Butylbenzylphthalate	149	17.651	17.649	(0.962)	16876	1.28626	85.33
68 Benzo(a)anthracene	228	18.319	18.311	(0.999)	17323	0.59850 LDL	39.71
* 69 Chrysene-d12	240	18.340	18.338	(1.000)	392155	20.0000	
70 3,3'-Dichlorobenzidine	252						
71 Chrysene	228	18.372	18.375	(1.002)	32256	1.16389	77.22
72 bis(2-Ethylhexyl)phthalate	149	18.676	18.674	(0.952)	26553	1.37622	91.30
* 134 Di-n-octylphthalate-d4	153	19.611	19.603	(1.000)	622089	20.0000	
73 Di-n-octylphthalate	149						
74 Benzo(b)fluoranthene	252	19.964	19.945	(0.975)	51671	1.31285	87.10(M) 0.648
75 Benzo(k)fluoranthene	252	19.964	19.977	(0.975)	51671	1.27819	84.80(M) 0.648
76 Benzo(a)pyrene	252	20.391	20.378	(0.996)	28686	0.80515 LDL	53.42
* 77 Perylene-d12	264	20.482	20.453	(1.000)	543124	20.0000	
78 Indeno(1,2,3-cd)pyrene	276						
79 Dibenzo(a,h)anthracene	278						
80 Benzo(g,h,i)perylene	276	22.111	22.087	(1.080)	22242	0.53585 LDL	35.55(M)
90 N-Nitrosodimethylamine	74						
91 Aniline	93						
93 Benzidine	184						
103 Pyridine	79						
105 1-methylnaphthalene	141						
111 Azobenzene (1,2-DP-Hydrazine)	77						

QC Flag Legend

M - Compound response manually integrated.

Analytical Resources, Inc.

INTERNAL STANDARD COMPOUNDS
 AREA AND RT SUMMARY

Instrument ID: nt6.i
 Lab File ID: pb35e.d
 Lab Smp Id: PB35E
 Analysis Type: SV
 Quant Type: ISTD
 Operator: LJR/VTS
 Method File: /chem1/nt6.i/20090615.b/SW846.m
 Misc Info: 09-12721

Calibration Date: 15-JUN-2009
 Calibration Time: 14:39
 Client Smp ID: 3SED1-C
 Level: LOW
 Sample Type: Sediment

Test Mode:
 Use Initial Calibration Level 4.

COMPOUND	STANDARD	AREA LIMIT		SAMPLE	%DIFF
		LOWER	UPPER		
8 1,4-Dichlorobenze	112389	56194	224778	119316	6.16
27 Naphthalene-d8	384492	192246	768984	410593	6.79
42 Acenaphthene-d10	217478	108739	434956	214428	-1.40
59 Phenanthrene-d10	336594	168297	673188	308954	-8.21
69 Chrysene-d12	247160	123580	494320	392155	58.66
134 Di-n-octylphthala	347036	173518	694072	622089	79.26
77 Perylene-d12	232938	116469	465876	543124	133.16 <-

COMPOUND	STANDARD	RT LIMIT		SAMPLE	%DIFF
		LOWER	UPPER		
8 1,4-Dichlorobenze	6.85	6.35	7.35	6.85	0.03
27 Naphthalene-d8	8.92	8.42	9.42	8.91	-0.03
42 Acenaphthene-d10	11.75	11.25	12.25	11.75	0.02
59 Phenanthrene-d10	14.08	13.58	14.58	14.08	0.02
69 Chrysene-d12	18.34	17.84	18.84	18.34	0.01
134 Di-n-octylphthala	19.60	19.10	20.10	19.61	0.04
77 Perylene-d12	20.45	19.95	20.95	20.48	0.14

AREA UPPER LIMIT = +100% of internal standard area.
 AREA LOWER LIMIT = - 50% of internal standard area.
 RT UPPER LIMIT = + 0.50 minutes of internal standard RT.
 RT LOWER LIMIT = - 0.50 minutes of internal standard RT.

Analytical Resources, Inc.

RECOVERY REPORT

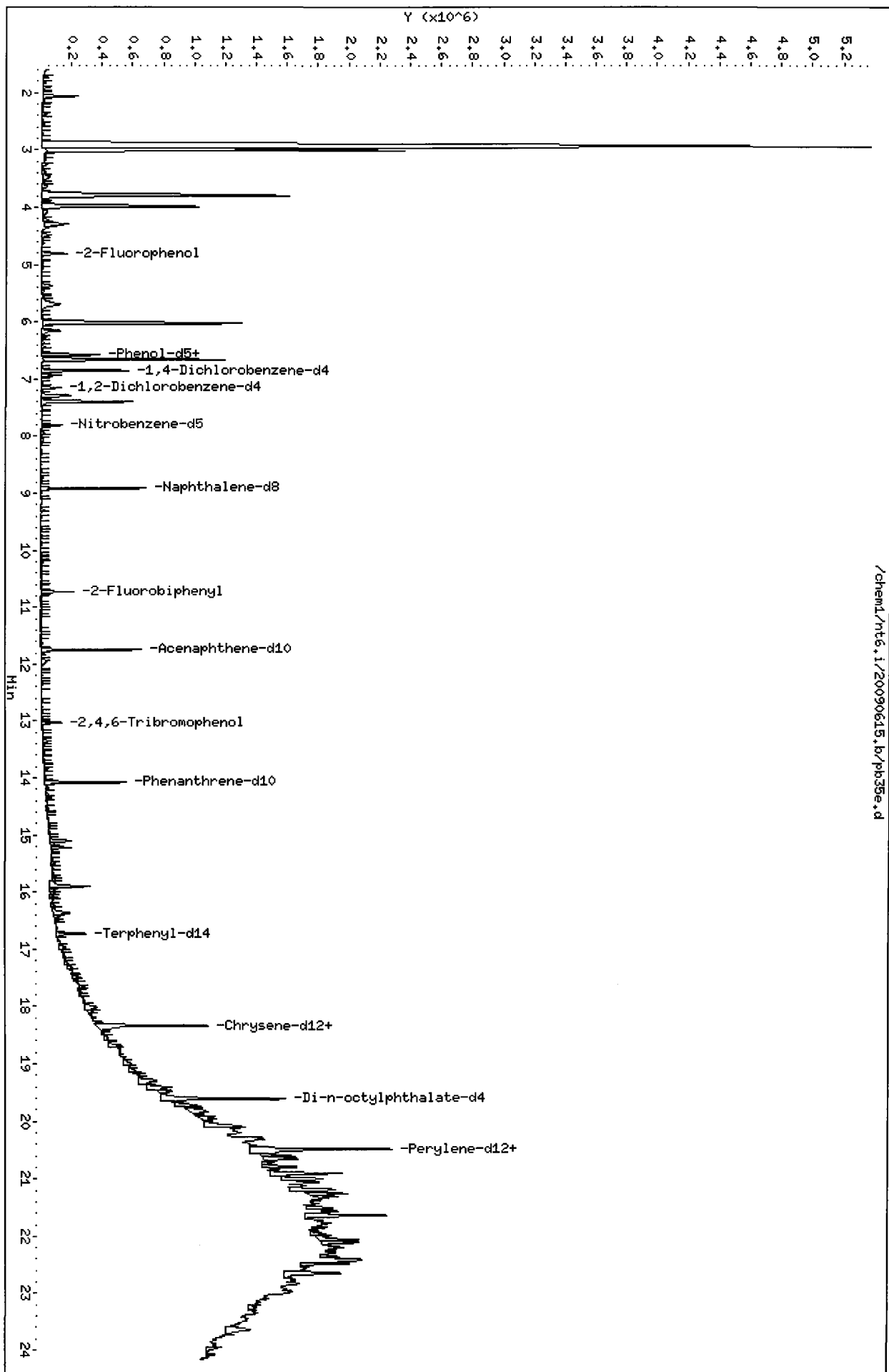
Client Name: ESC Client SDG: PB35
 Sample Matrix: SOLID Fraction: SV
 Lab Smp Id: PB35E Client Smp ID: 3SED1-C
 Level: LOW Operator: LJR/VTS
 Data Type: MS DATA SampleType: SAMPLE
 SpikeList File: PSDDALCS.spk Quant Type: ISTD
 Sublist File: PSDDA.sub
 Method File: /chem1/nt6.i/20090615.b/SW846.m
 Misc Info: 09-12721

SURROGATE COMPOUND	CONC ADDED ug/kg	CONC RECOVERED ug/kg	% RECOVERED	LIMITS
\$ 1 2-Fluorophenol	829.3	527.9	63.65	21-100
\$ 2 Phenol-d5	829.3	552.8	66.66	10-100
\$ 5 2-Chlorophenol-d4	829.3	547.8	66.06	30-100
\$ 10 1,2-Dichlorobenzen	552.9	283.2	51.23	24-100
\$ 18 Nitrobenzene-d5	552.9	349.7	63.25	26-100
\$ 36 2-Fluorobiphenyl	552.9	398.6	72.10	32-100
\$ 55 2,4,6-Tribromophen	829.3	554.6	66.87	33-118
\$ 66 Terphenyl-d14	552.9	294.8	53.32	21-97

Data File: /chem1/nt6.i/20090615.b/pb35e.d
Date: 15-JUN-2009 17:22
Client ID: 3SEDI-C
Sample Info: PB35E,3
Volume Injected (uL): 1.0
Column phase: ZB-5

Instrument: nt6.i
Operator: LJR/VTS
Column diameter: 0.32

/chem1/nt6.i/20090615.b/pb35e.d



Date : 15-JUN-2009 17:22

Client ID: 3SEMI-C

Instrument: nt6.i

Sample Info: PB35E,3

Volume Injected (uL): 1.0

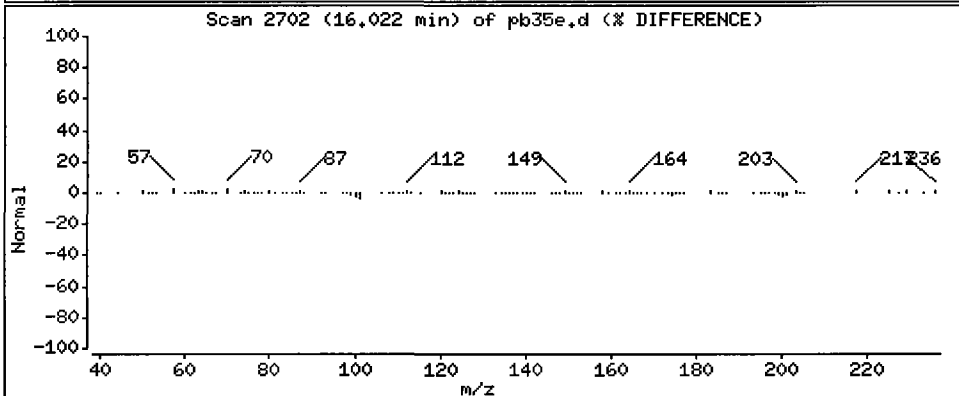
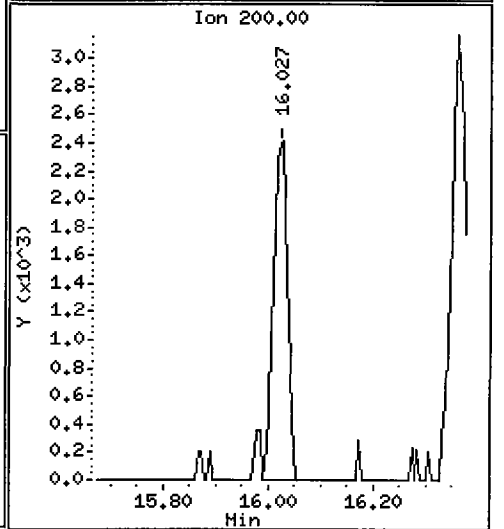
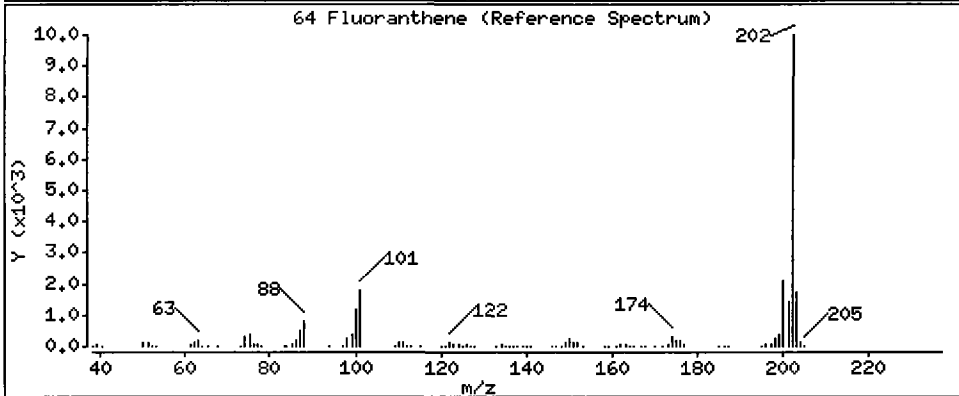
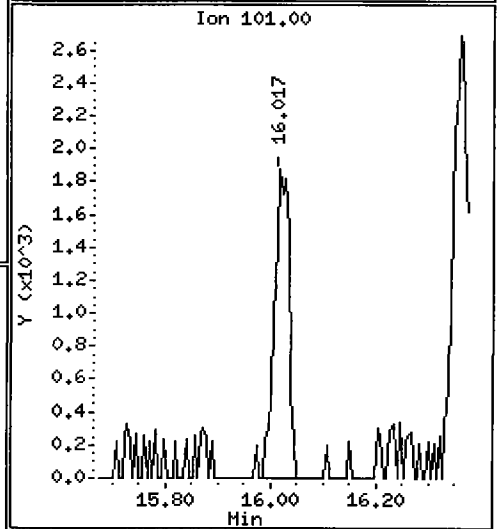
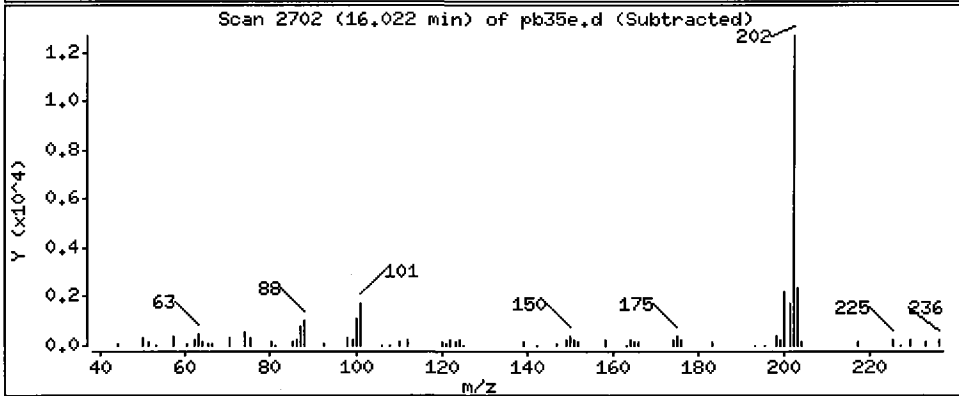
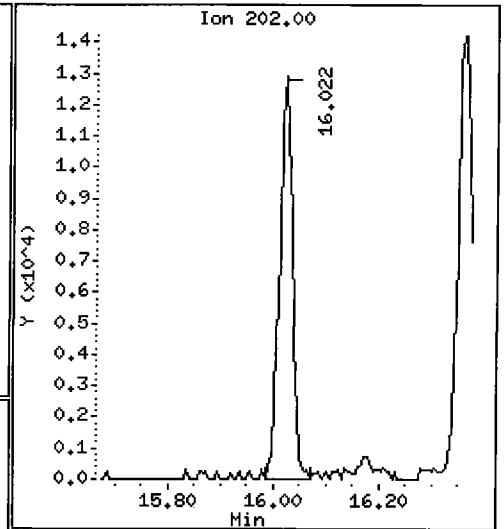
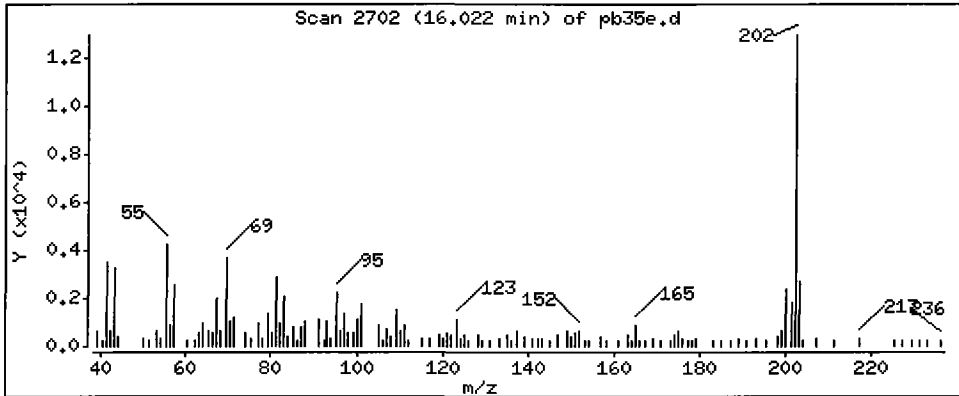
Operator: LJR/VTS

Column phase: ZB-5

Column diameter: 0.32

64 Fluoranthene

Concentration: 71.71 ug/kg



Date : 15-JUN-2009 17:22

Client ID: 3SED1-C

Instrument: nt6.i

Sample Info: PB35E.3

Volume Injected (uL): 1.0

Operator: LJR/VTS

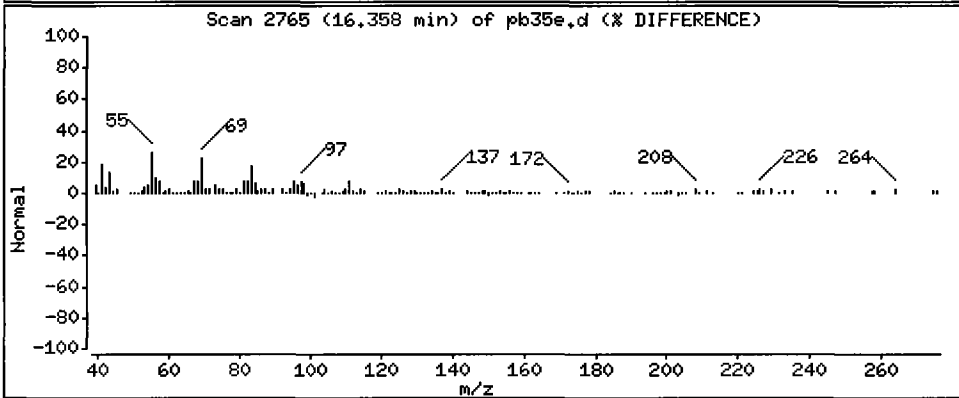
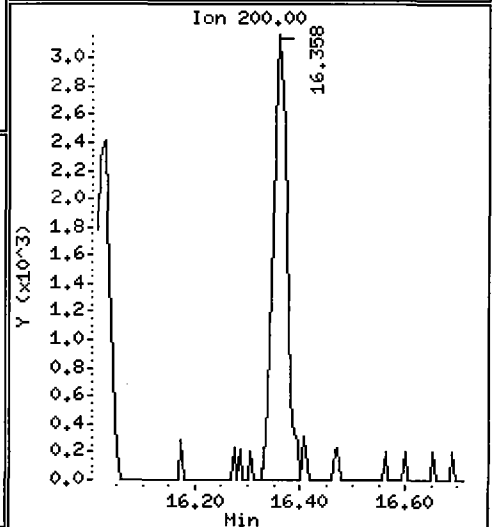
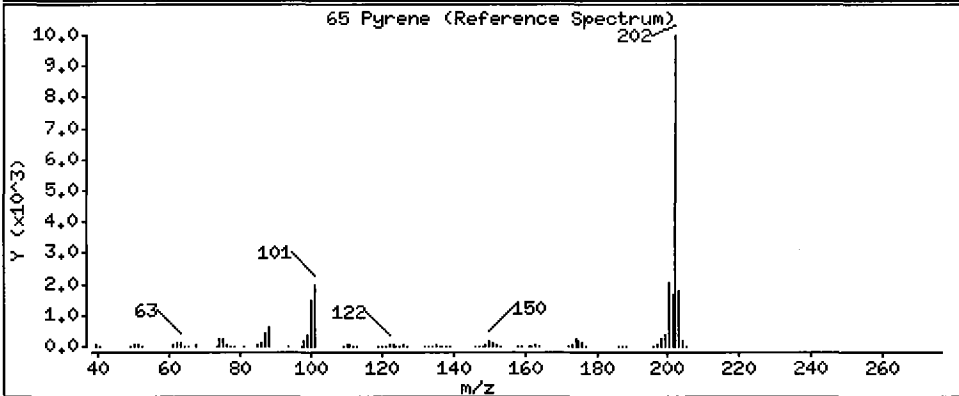
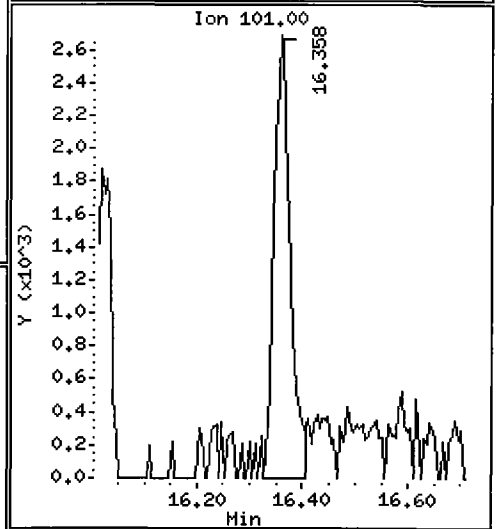
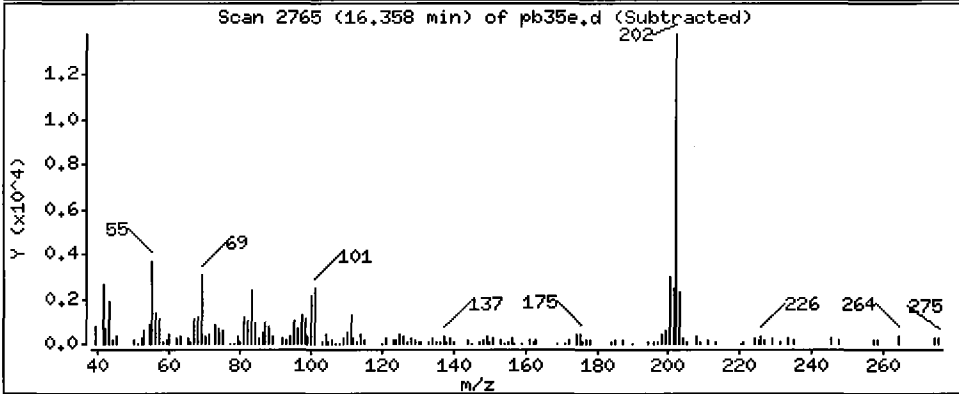
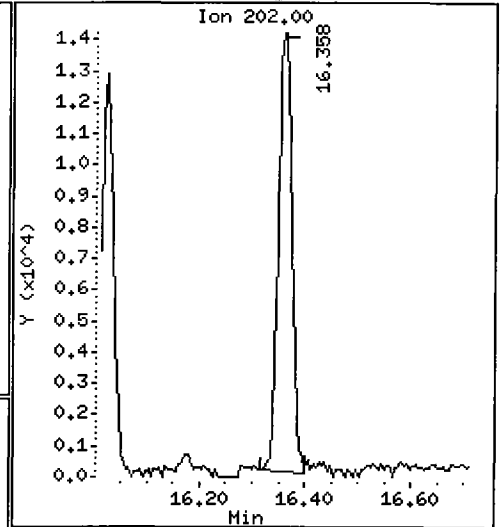
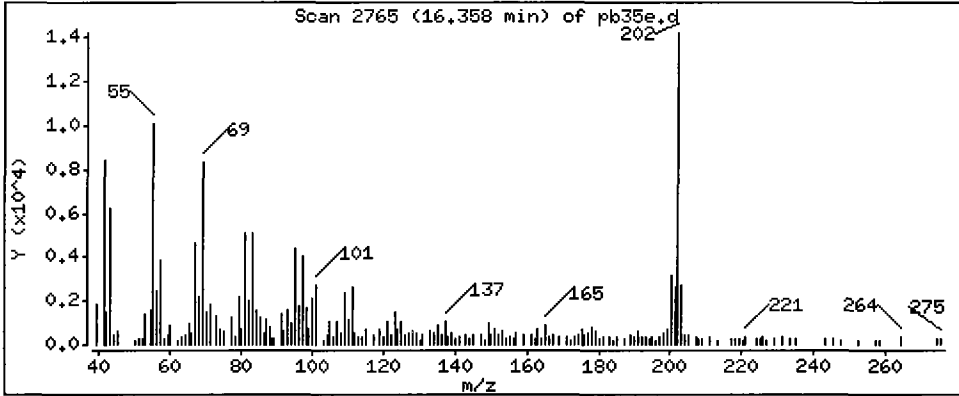
Column phase: ZB-5

Column diameter: 0.32

File

65 Pyrene

Concentration: 51.75 ug/kg



Date : 15-JUN-2009 17:22

Client ID: 3SED1-C

Instrument: nt6.i

Sample Info: PB35E,3

Volume Injected (uL): 1.0

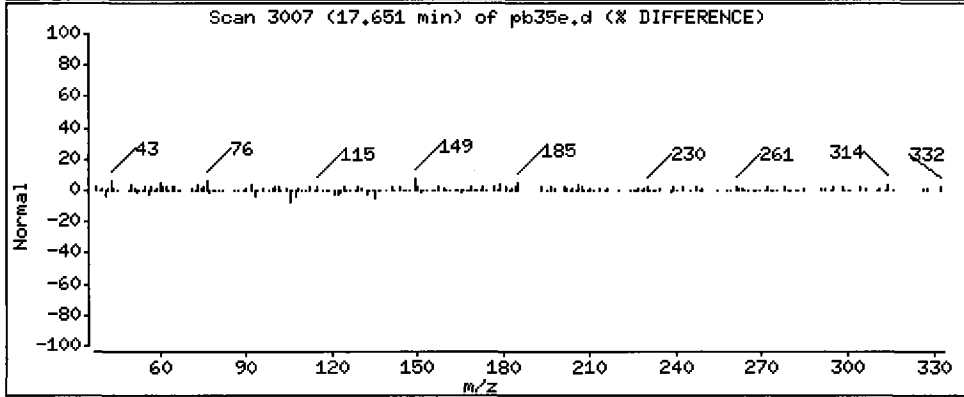
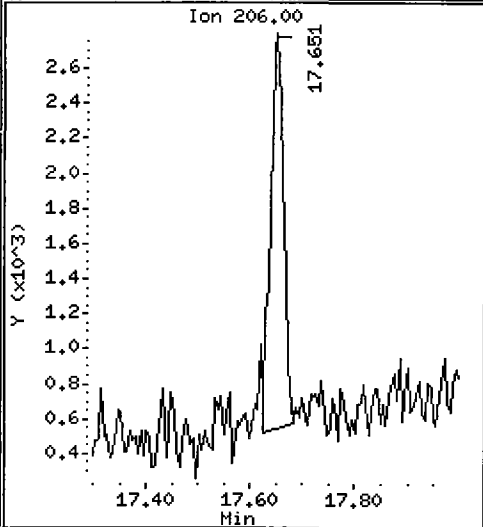
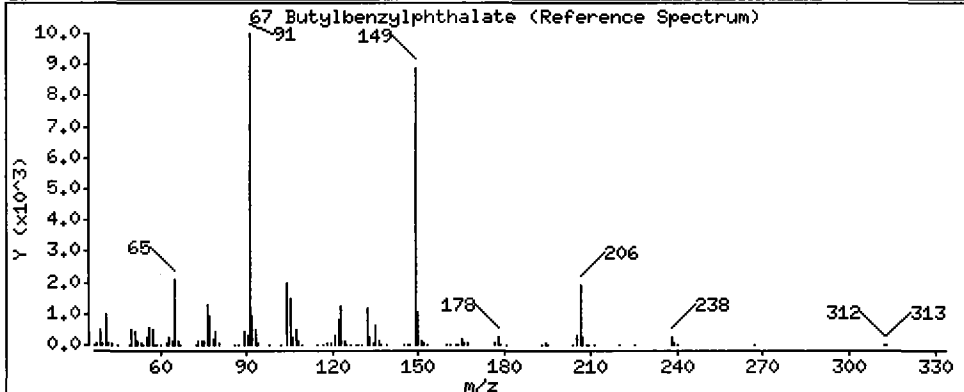
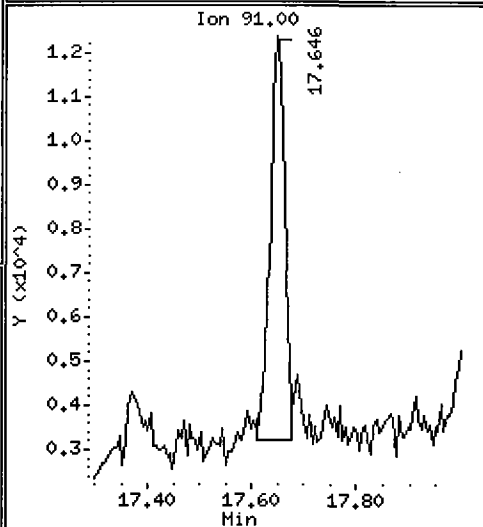
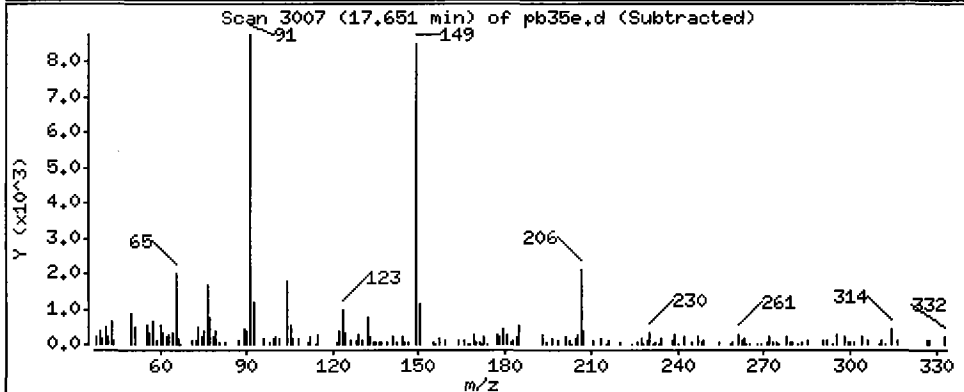
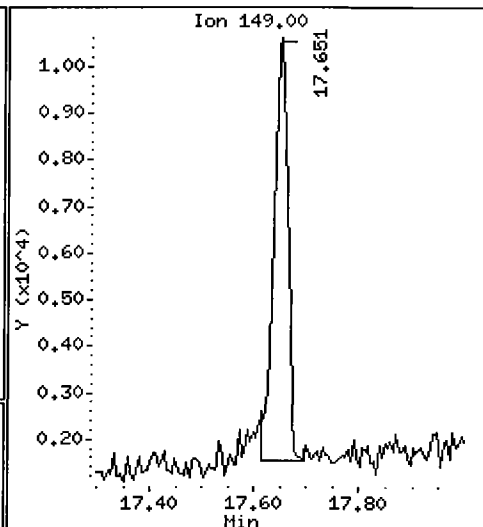
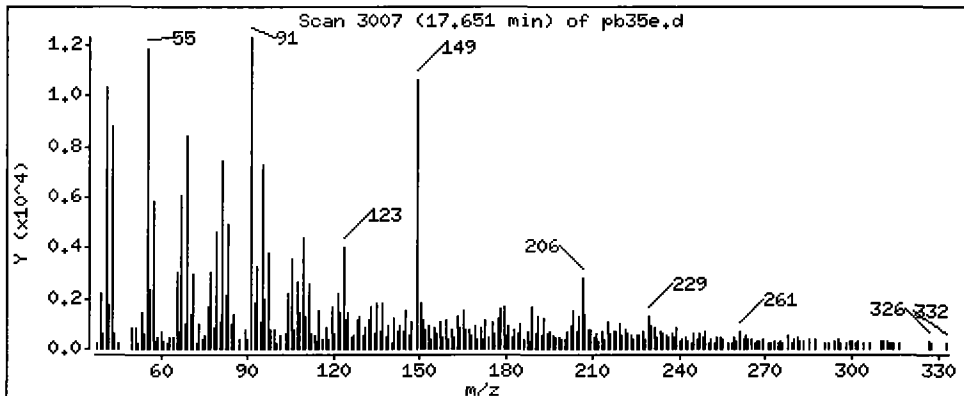
Operator: LJR/VTS

Column phase: ZB-5

Column diameter: 0.32

67 Butylbenzylphthalate

Concentration: 85.33 ug/kg



Date: 15-JUN-2009 17:22

Client ID: 3SED1-C

Instrument: nt6.i

Sample Info: PB35E,3

Volume Injected (uL): 1.0

Operator: LJR/VTS

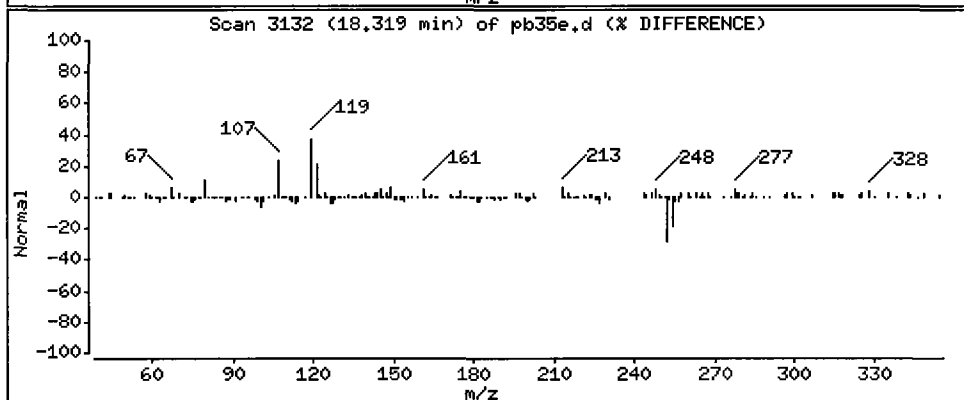
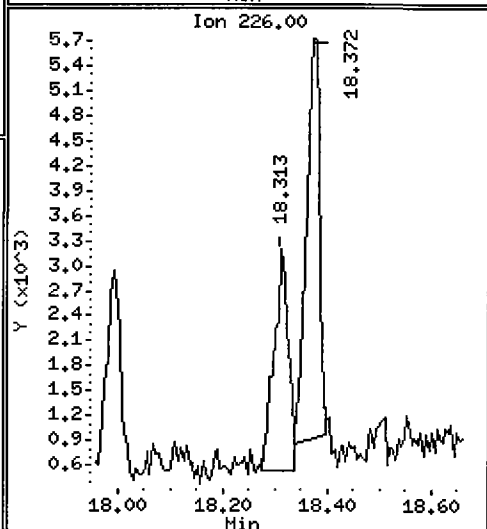
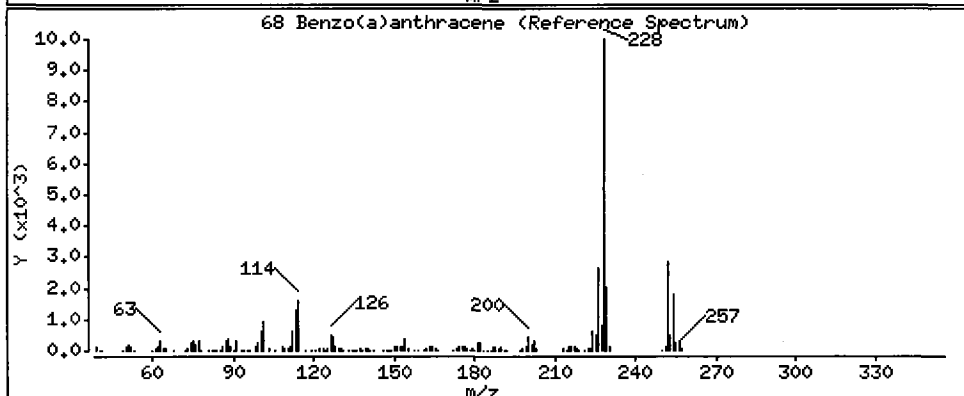
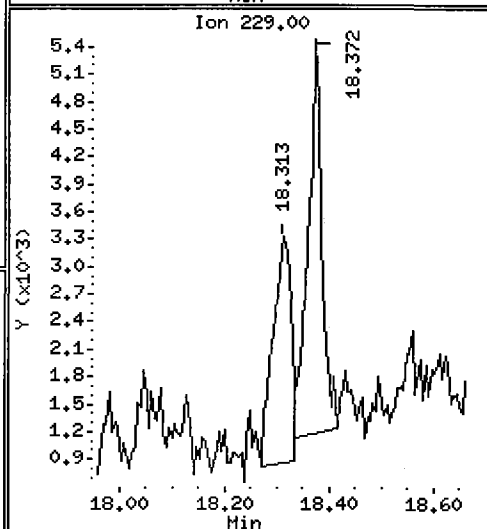
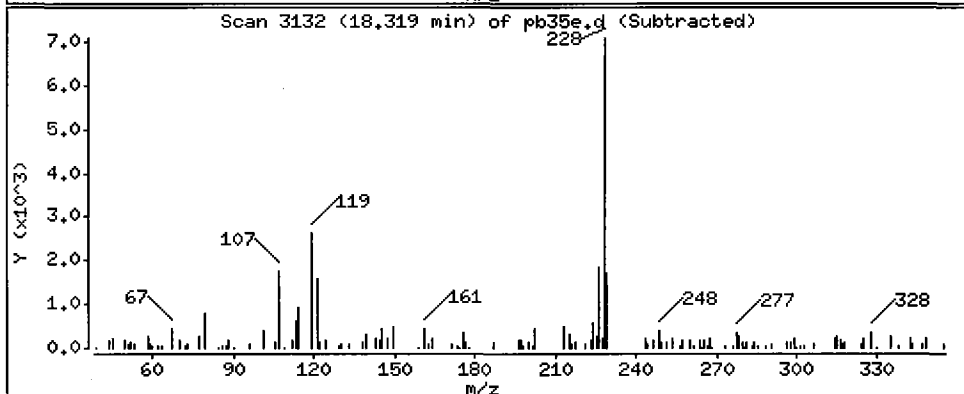
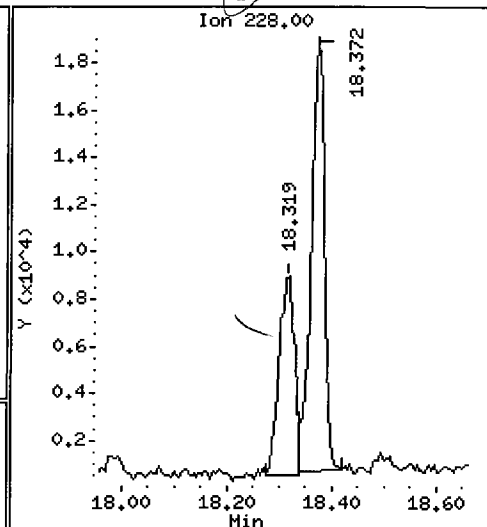
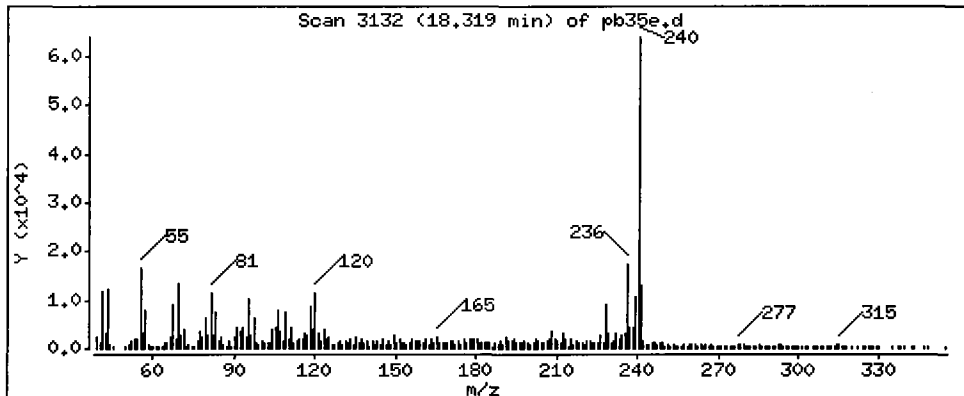
Column phase: ZB-5

Column diameter: 0.32

68 Benzo(a)anthracene

Concentration: 39.71 ug/kg

OK



Date : 15-JUN-2009 17:22

Client ID: 3SED1-C

Instrument: nt6.i

Sample Info: PB35E,3

Volume Injected (uL): 1.0

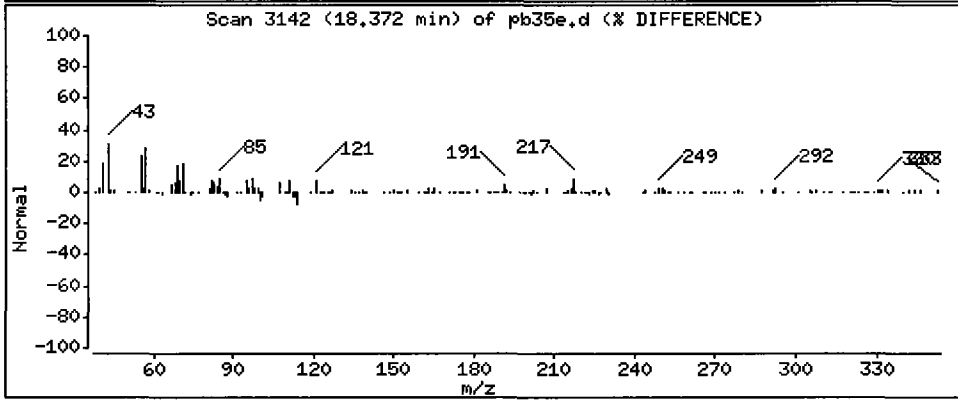
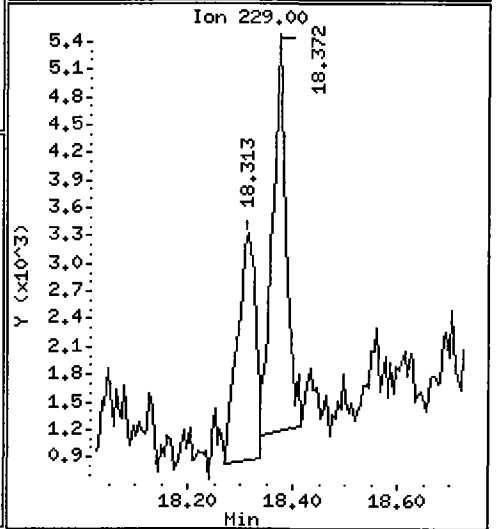
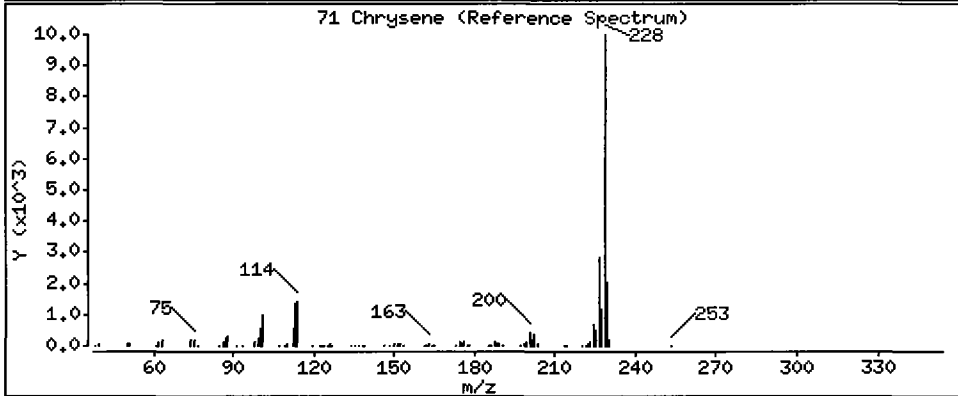
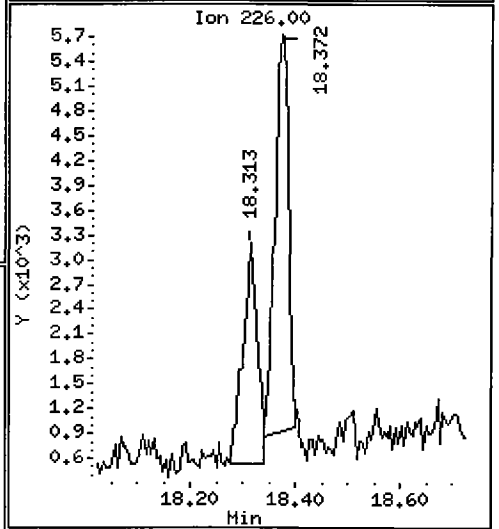
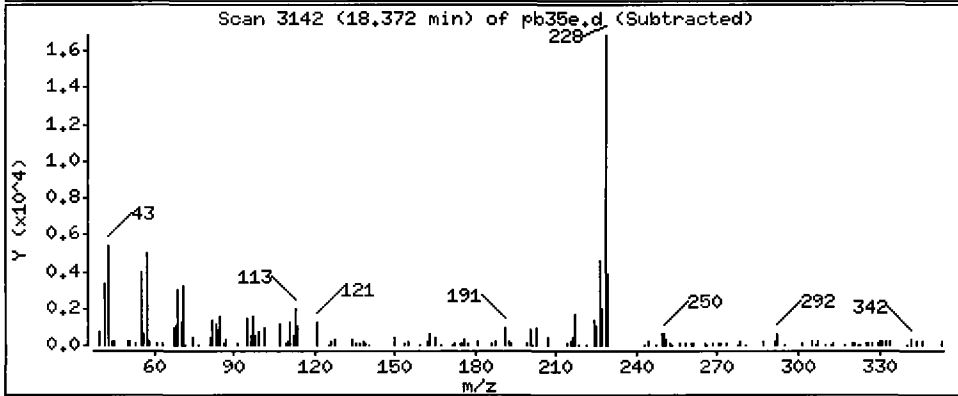
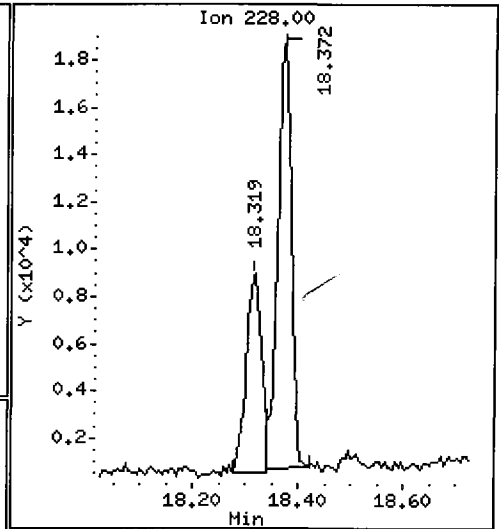
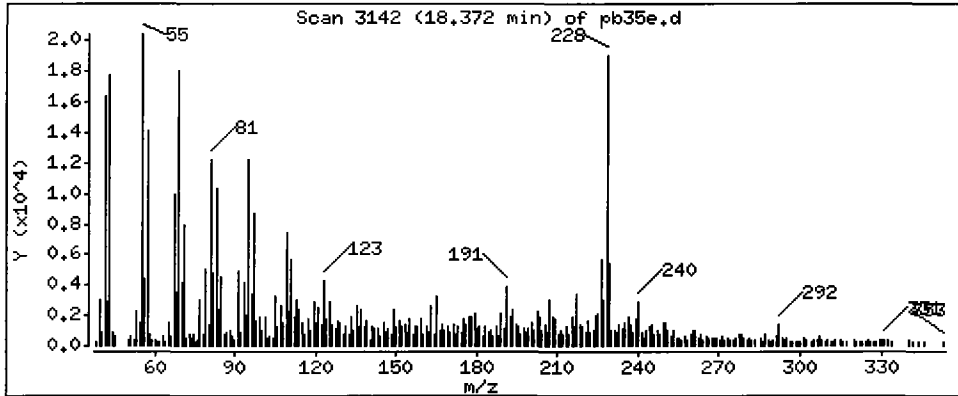
Operator: LJR/VTS

Column phase: ZB-5

Column diameter: 0.32

71 Chrysene

Concentration: 77.22 ug/kg



Date : 15-JUN-2009 17:22

Client ID: 3SED1-C

Instrument: nt6.i

Sample Info: PB35E,3

Volume Injected (uL): 1.0

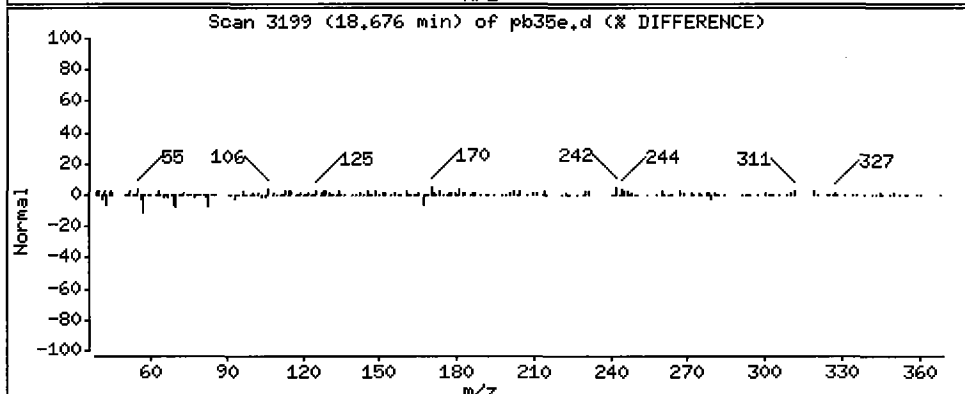
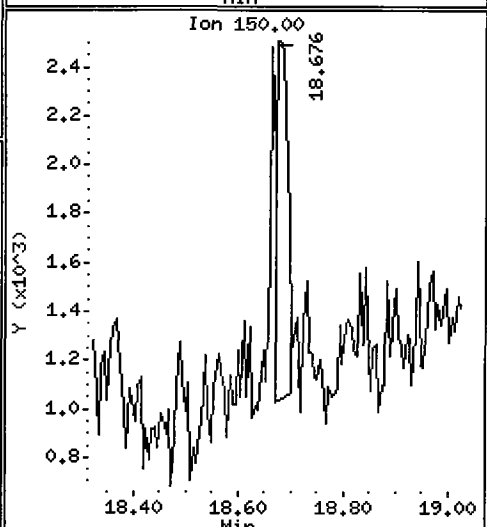
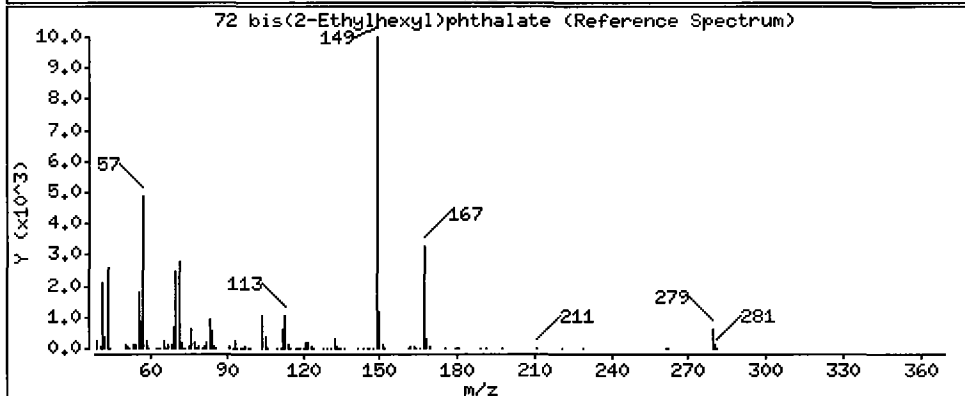
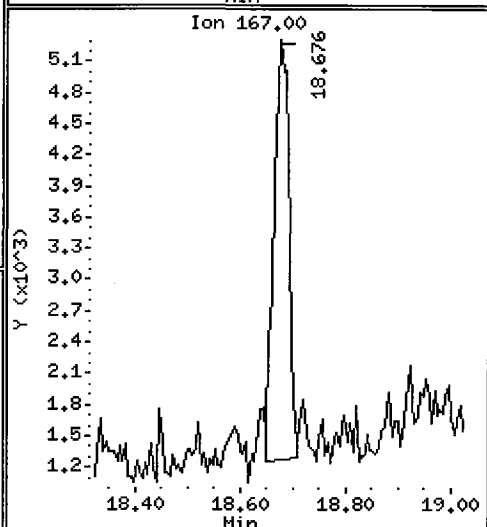
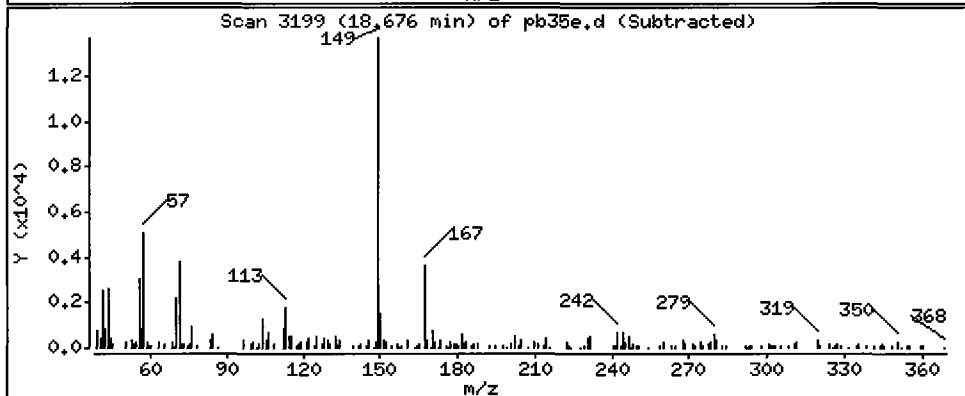
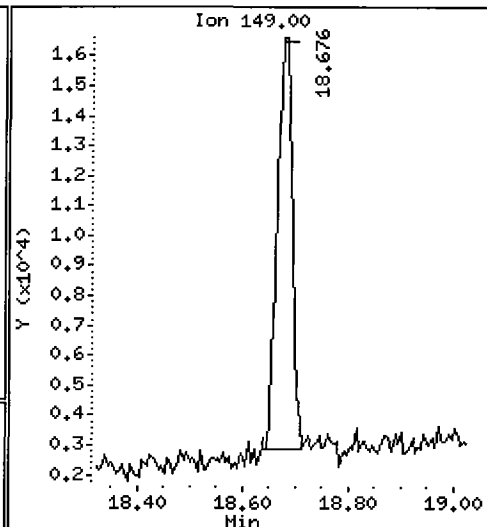
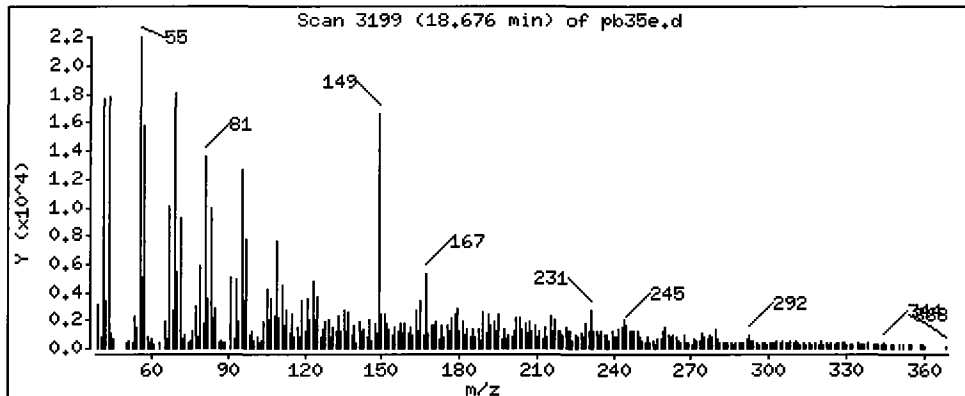
Operator: LJR/VTS

Column phase: ZB-5

Column diameter: 0.32

72 bis(2-Ethylhexyl)phthalate

Concentration: 91.30 ug/kg



Date : 15-JUN-2009 17:22

Client ID: 3SED1-C

Instrument: nt6.i

Sample Info: PB35E,3

Volume Injected (uL): 1.0

Operator: LJR/VTS

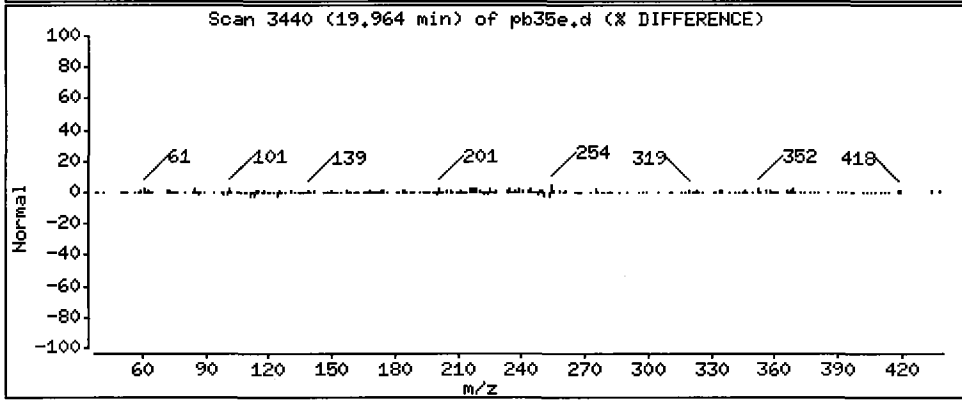
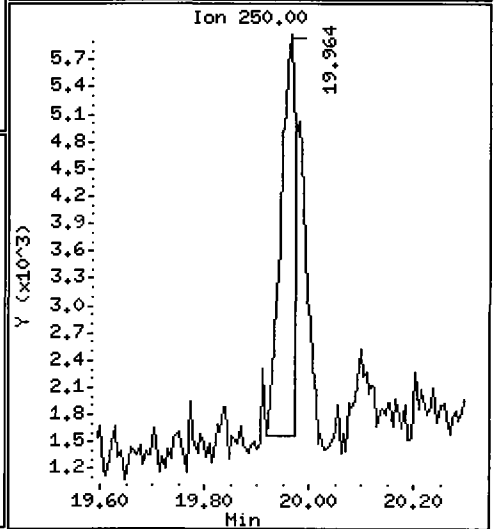
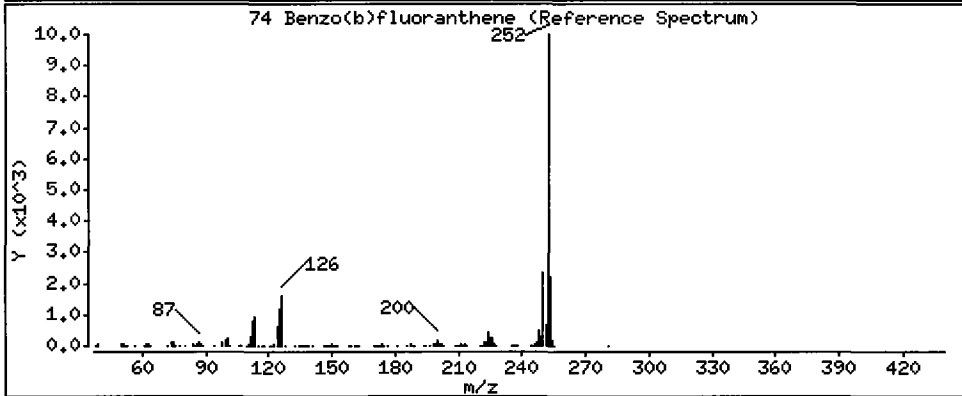
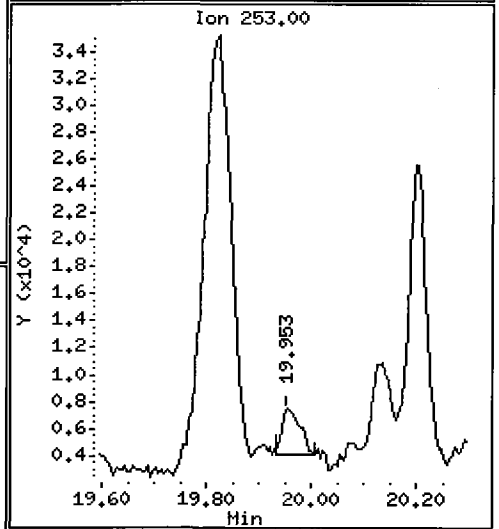
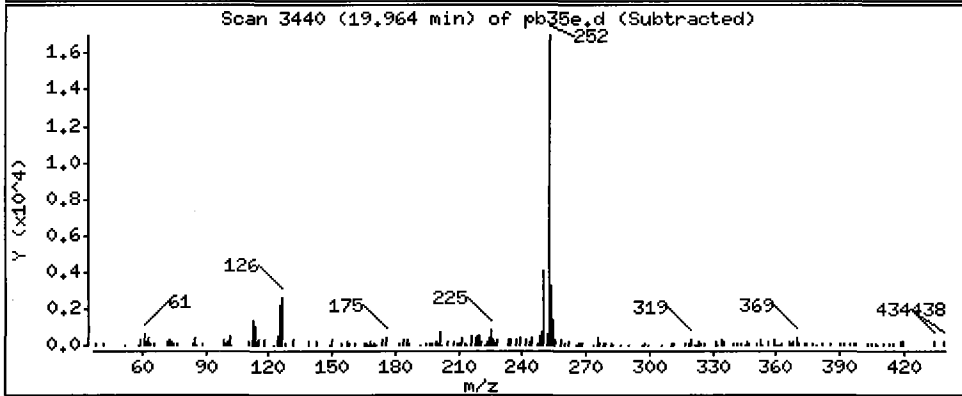
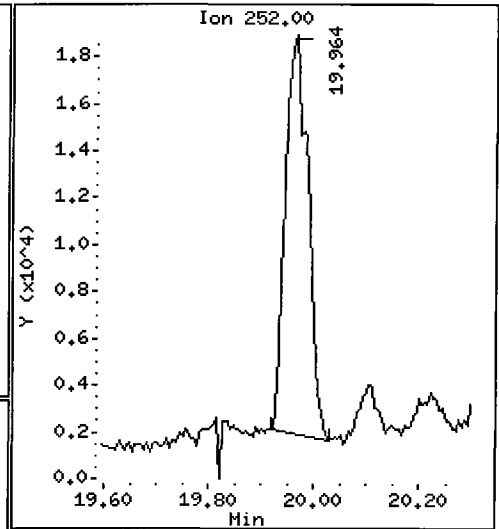
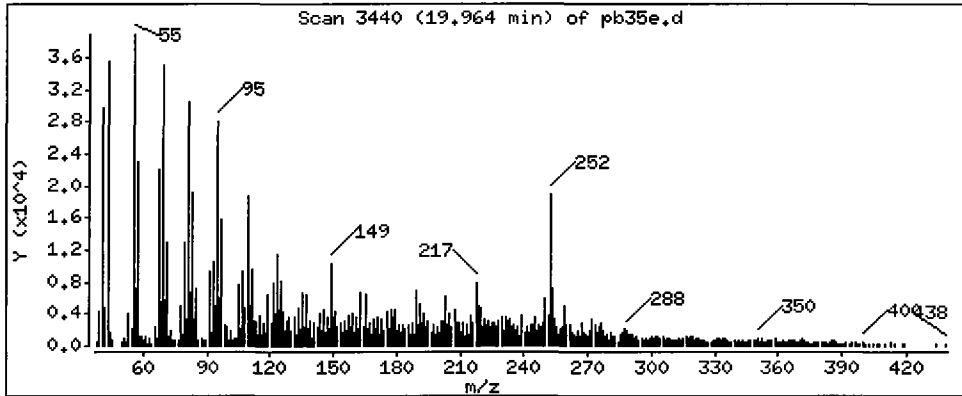
Column phase: ZB-5

Column diameter: 0.32

74 Benzo(b)fluoranthene

Concentration: 87.10 ug/kg

Handwritten signature/initials



Date : 15-JUN-2009 17:22

Client ID: 3SED1-C

Instrument: nt6.i

Sample Info: PB35E,3

Volume Injected (uL): 1.0

Operator: LJR/VTS

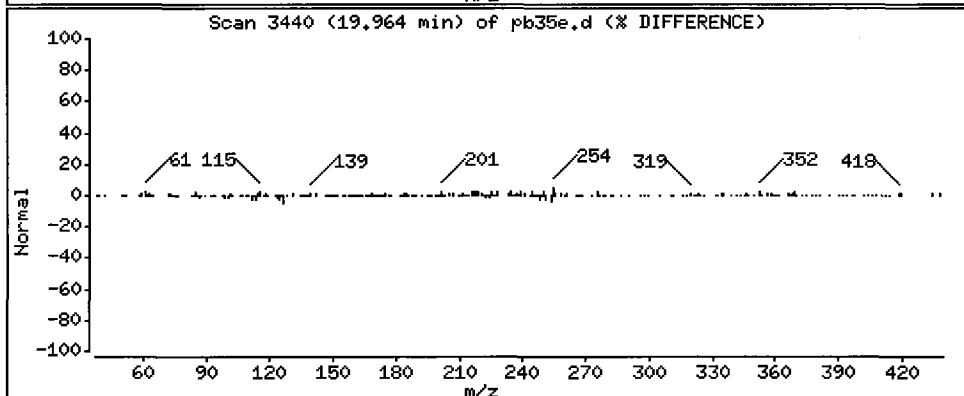
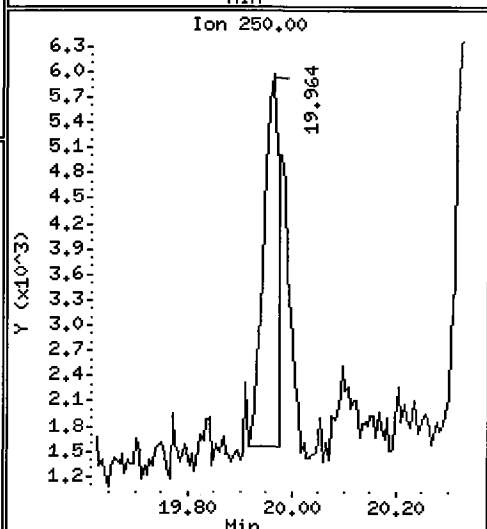
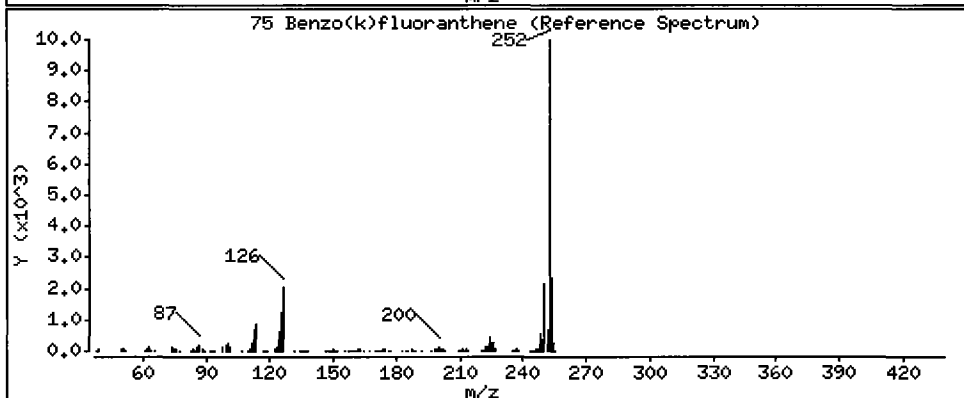
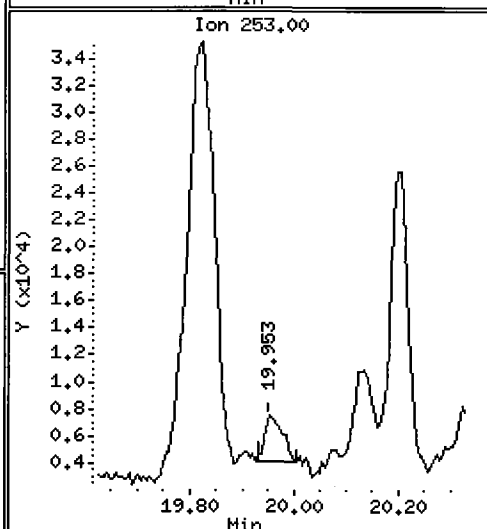
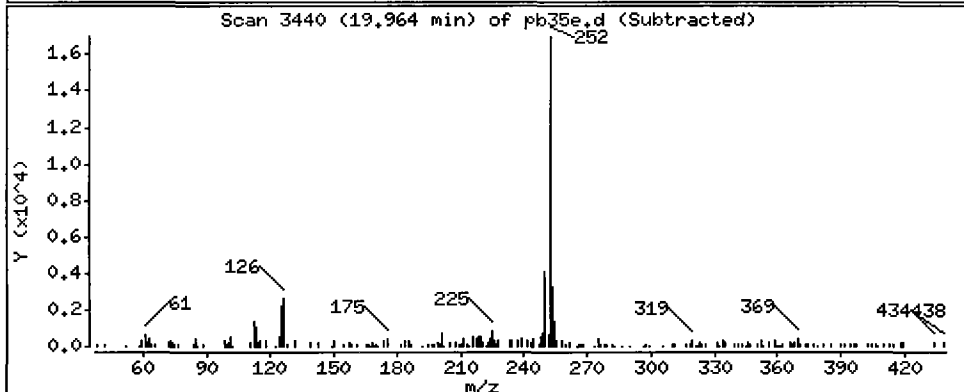
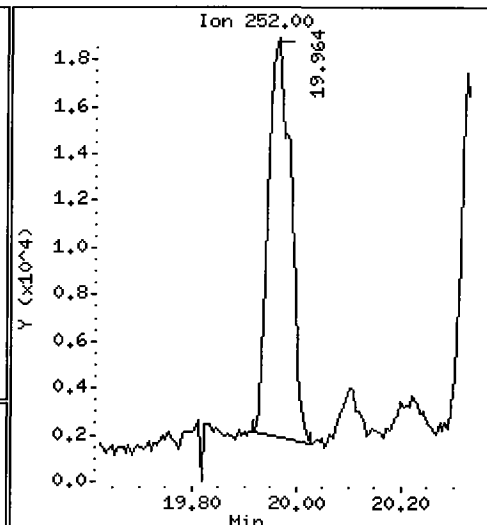
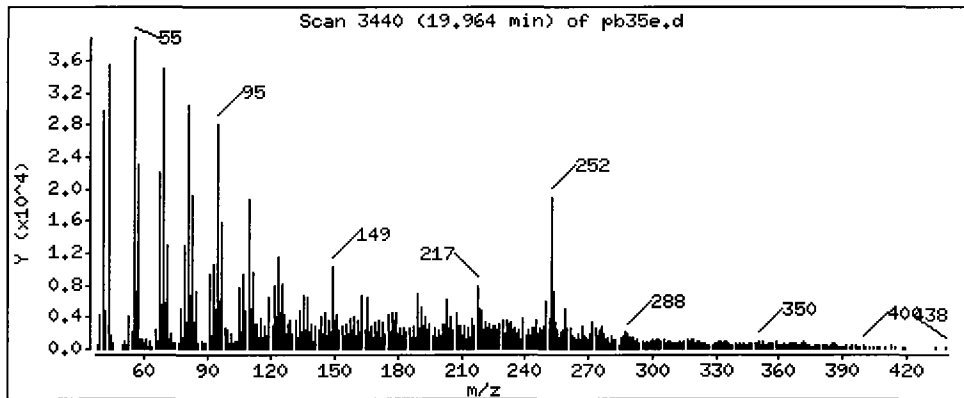
Column phase: ZB-5

Column diameter: 0.32

1/25 CAL

75 Benzo(k)fluoranthene

Concentration: 84.80 ug/kg



Date: 15-JUN-2009 17:22

Client ID: 3SED1-C

Instrument: nt6.i

Sample Info: PB35E,3

Volume Injected (uL): 1.0

Operator: LJR/VTS

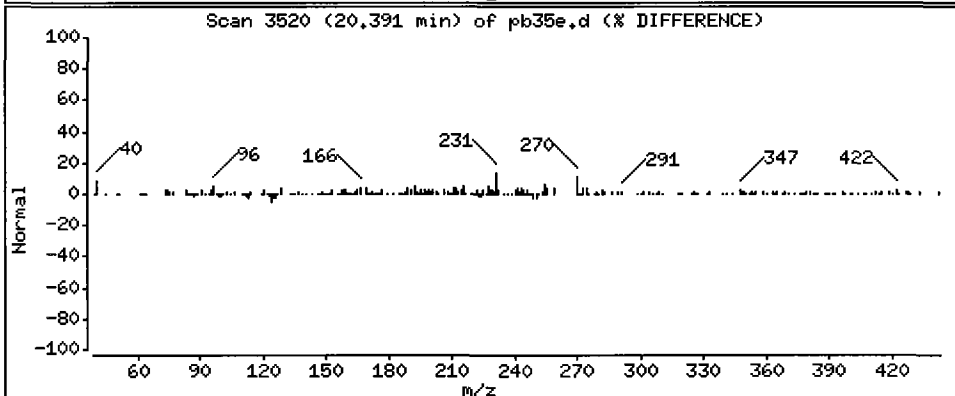
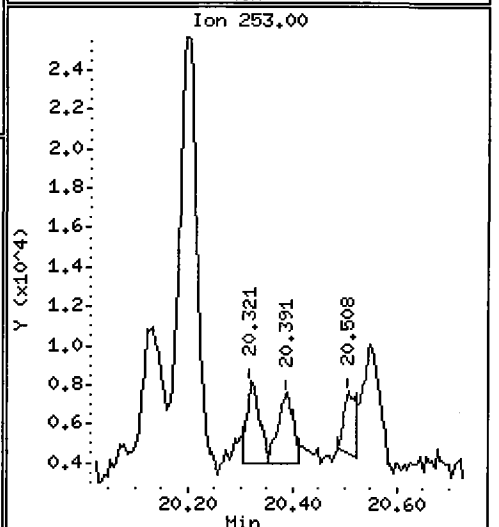
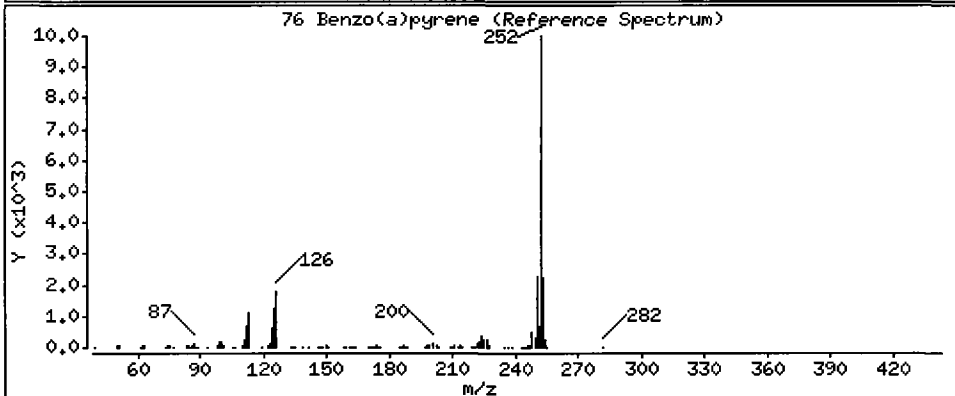
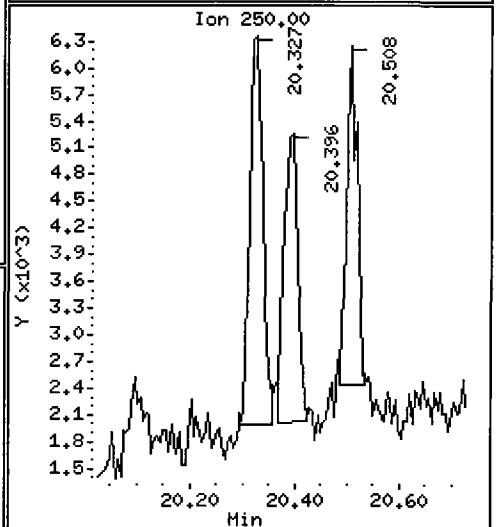
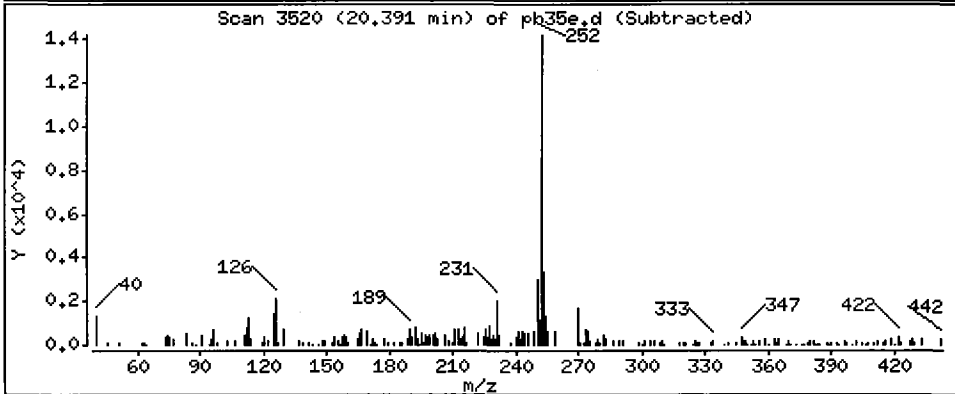
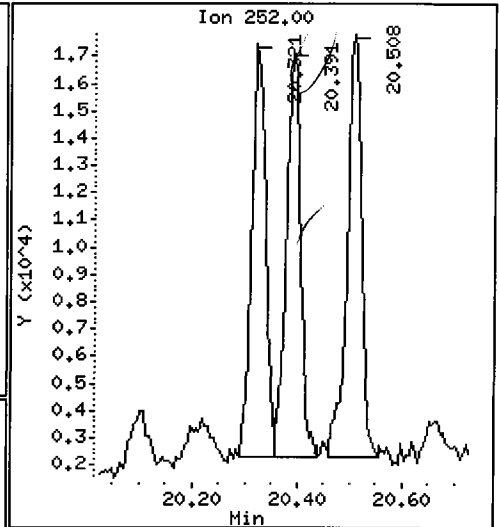
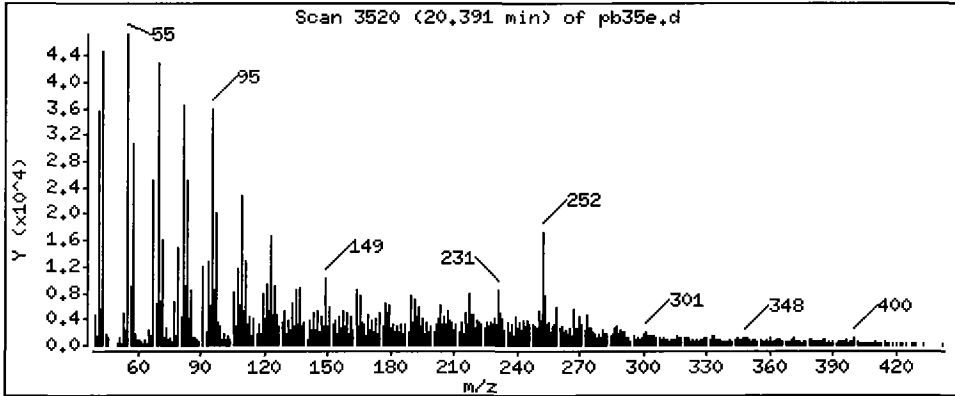
Column phase: ZB-5

Column diameter: 0.32

JU

76 Benzo(a)pyrene

Concentration: 53.42 ug/kg



Date : 15-JUN-2009 17:22

Client ID: 3SED1-C

Instrument: nt6.i

Sample Info: PB35E,3

Volume Injected (uL): 1.0

Operator: LJR/VTS

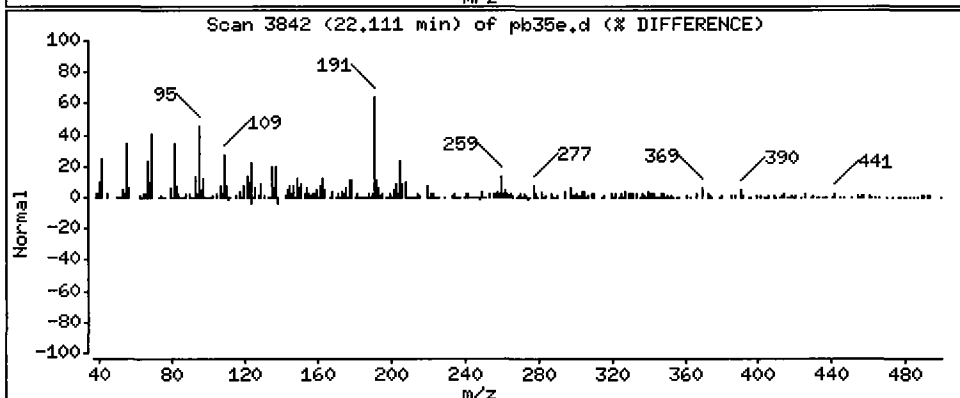
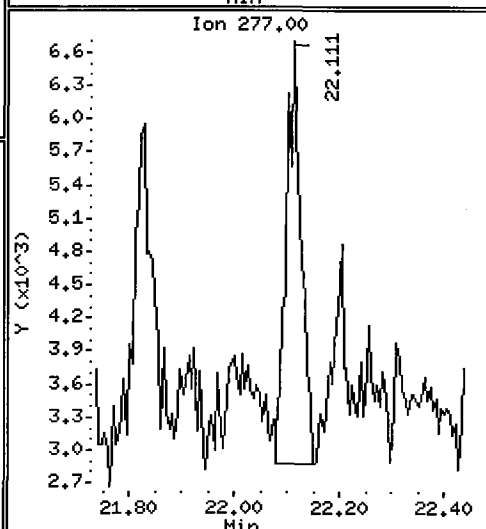
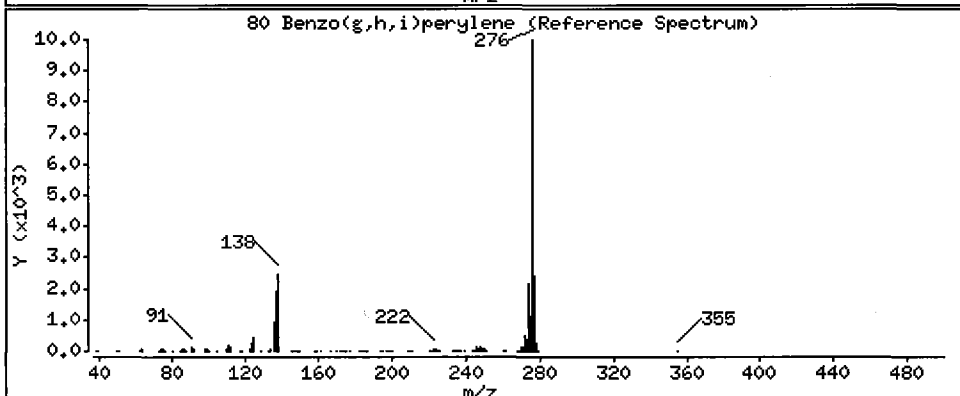
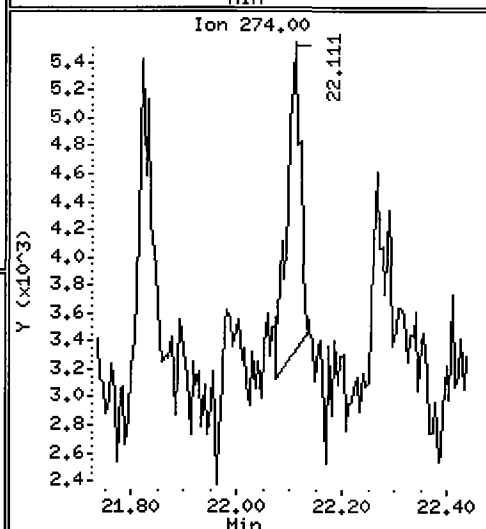
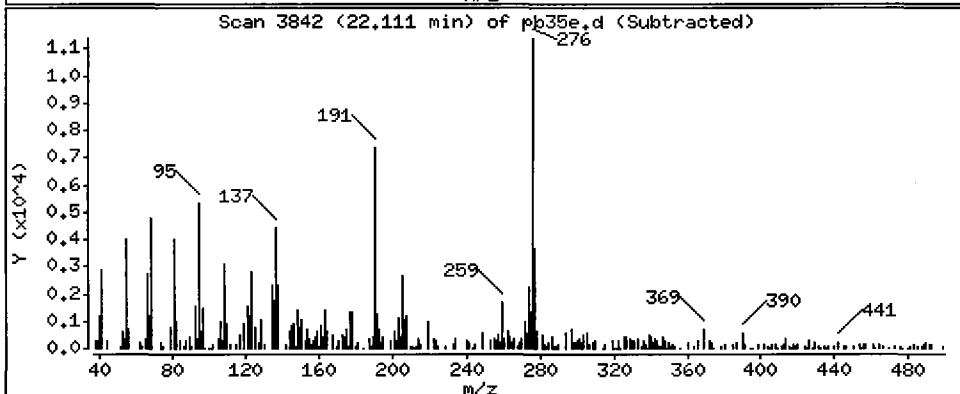
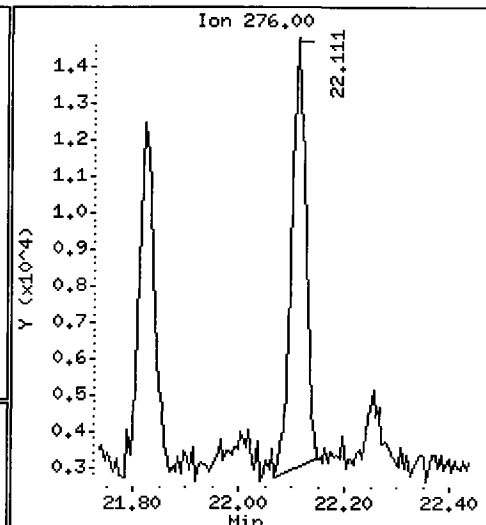
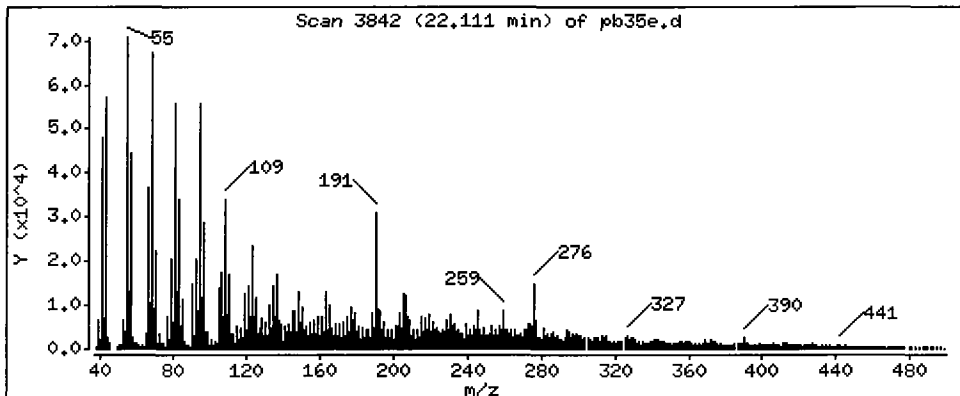
Column phase: ZB-5

Column diameter: 0.32

80 Benzo(g,h,i)perylene


Concentration: 35.55 ug/kg

JP



ORGANICS ANALYSIS DATA SHEET
PSDDA Semivolatiles by SW8270D GC/MS
 Page 1 of 1

Sample ID: 3SED1-C
DILUTION

Lab Sample ID: PB35E
 LIMS ID: 09-12721
 Matrix: Sediment
 Data Release Authorized: 
 Reported: 06/17/09

QC Report No: PB35-ENVIRONMENTAL SCIENCE CORP.
 Project: JELD-WEN NORD DOOR
 NA
 Date Sampled: 06/03/09
 Date Received: 06/03/09

Date Extracted: 06/08/09
 Date Analyzed: 06/16/09 19:34
 Instrument/Analyst: NT6/LJR
 GPC Cleanup: Yes

Sample Amount: 22.6 g-dry-wt
 Final Extract Volume: 0.5 mL
 Dilution Factor: 10.0
 Percent Moisture: 46.8%

CAS Number	Analyte	RL	Result
108-95-2	Phenol	220	< 220 U
541-73-1	1,3-Dichlorobenzene	220	< 220 U
106-46-7	1,4-Dichlorobenzene	220	< 220 U
100-51-6	Benzyl Alcohol	220	< 220 U
95-50-1	1,2-Dichlorobenzene	220	< 220 U
95-48-7	2-Methylphenol	220	< 220 U
106-44-5	4-Methylphenol	220	< 220 U
67-72-1	Hexachloroethane	220	< 220 U
105-67-9	2,4-Dimethylphenol	220	< 220 U
65-85-0	Benzoic Acid	2,200	< 2,200 U
120-82-1	1,2,4-Trichlorobenzene	220	< 220 U
91-20-3	Naphthalene	220	< 220 U
87-68-3	Hexachlorobutadiene	220	< 220 U
91-57-6	2-Methylnaphthalene	220	< 220 U
131-11-3	Dimethylphthalate	220	< 220 U
208-96-8	Acenaphthylene	220	< 220 U
83-32-9	Acenaphthene	220	< 220 U
132-64-9	Dibenzofuran	220	< 220 U
84-66-2	Diethylphthalate	220	< 220 U
86-73-7	Fluorene	220	< 220 U
86-30-6	N-Nitrosodiphenylamine	220	< 220 U
118-74-1	Hexachlorobenzene	220	< 220 U
87-86-5	Pentachlorophenol	1,100	< 1,100 U
85-01-8	Phenanthrene	220	< 220 U
120-12-7	Anthracene	220	< 220 U
84-74-2	Di-n-Butylphthalate	220	< 220 U
206-44-0	Fluoranthene	220	< 220 U
129-00-0	Pyrene	220	< 220 U
85-68-7	Butylbenzylphthalate	220	< 220 U
56-55-3	Benzo(a)anthracene	220	< 220 U
117-81-7	bis(2-Ethylhexyl)phthalate	220	130 J
218-01-9	Chrysene	220	< 220 U
117-84-0	Di-n-Octyl phthalate	220	< 220 U
205-99-2	Benzo(b)fluoranthene	220	< 220 U
207-08-9	Benzo(k)fluoranthene	220	< 220 U
50-32-8	Benzo(a)pyrene	220	< 220 U
193-39-5	Indeno(1,2,3-cd)pyrene	220	< 220 U
53-70-3	Dibenz(a,h)anthracene	220	< 220 U
191-24-2	Benzo(g,h,i)perylene	220	< 220 U
90-12-0	1-Methylnaphthalene	220	< 220 U

Reported in µg/kg (ppb)

Semivolatile Surrogate Recovery

d5-Nitrobenzene	66.0%	2-Fluorobiphenyl	64.8%
d14-p-Terphenyl	72.8%	d4-1,2-Dichlorobenzene	53.6%
d5-Phenol	55.2%	2-Fluorophenol	63.2%
2,4,6-Tribromophenol	58.7%	d4-2-Chlorophenol	60.0%

Analytical Resources, Inc.

Semivolatiles Report SW846 Method 8270D

Data file : /chem1/nt6.i/20090616.b/pb35ed1.d
 Lab Smp Id: PB35E Client Smp ID: 3SED1-C
 Inj Date : 16-JUN-2009 19:34 Inst ID: nt6.i
 Operator : LJR/VTS
 Smp Info : PB35E,10
 Misc Info : 09-12721
 Comment : 1ul Injection
 Method : /chem1/nt6.i/20090616.b/SW846.m
 Meth Date : 17-Jun-2009 11:06 jeff Quant Type: ISTD
 Cal Date : 11-JUN-2009 14:21 Cal File: 0050611a.d
 Als bottle: 15
 Dil Factor: 10.00000
 Integrator: HP RTE Compound Sublist: PSDDA.sub
 Target Version: 3.50

LJR
6/17/09

Concentration Formula: Amt * DF * Vt / (Ws * (100 - M) / 100) * CpndVariable

Name	Value	Description
DF	10.00000	Dilution Factor
Vt	500.00000	Volume of final extract (uL)
Ws	42.50000	Weight of sample extracted (g)
M	46.80000	% Moisture

Cpnd Variable

Local Compound Variable

Compounds	QUANT SIG	RT	EXP RT	REL RT	RESPONSE	CONCENTRATIONS	
						ON-COLUMN (ug/mL)	FINAL (ug/kg)
\$ 1 2-Fluorophenol	112	4.665	4.638	(0.692)	17983	2.37311	524.8
\$ 2 Phenol-d5	99	6.454	6.428	(0.958)	21093	2.07281	458.4
3 Phenol	94	Compound Not Detected.					
\$ 5 2-Chlorophenol-d4	132	6.449	6.438	(0.957)	13935	2.24725	497.0
4 Bis(2-Chloroethyl) ether	93	Compound Not Detected.					
6 2-Chlorophenol	128	Compound Not Detected.					
7 1,3-Dichlorobenzene	146	Compound Not Detected.					
* 8 1,4-Dichlorobenzene-d4	152	6.737	6.732	(1.000)	91915	20.0000	
9 1,4-Dichlorobenzene	146	Compound Not Detected.					
\$ 10 1,2-Dichlorobenzene-d4	152	7.036	7.036	(1.044)	6139	1.34129	296.6
12 1,2-Dichlorobenzene	146	Compound Not Detected.					
11 Benzyl alcohol	108	Compound Not Detected.					
14 2,2'-oxybis(1-Chloropropane)	45	Compound Not Detected.					
13 2-Methylphenol	108	Compound Not Detected.					
17 Hexachloroethane	117	Compound Not Detected.					

Compounds	QUANT SIG MASS	RT	EXP RT	REL RT	RESPONSE	CONCENTRATIONS	
						ON-COLUMN (ug/mL)	FINAL (ug/kg)
16 N-Nitroso-di-n-propylamine	70						
15 4-Methylphenol	108						
\$ 18 Nitrobenzene-d5	82	7.698	7.704	(0.874)	14816	1.64632	364.1
19 Nitrobenzene	77						
20 Isophorone	82						
21 2-Nitrophenol	139						
22 2,4-Dimethylphenol	107						
23 Bis(2-Chloroethoxy)methane	93						
24 Benzoic acid	105						
25 2,4-Dichlorophenol	162						
26 1,2,4-Trichlorobenzene	180						
* 27 Naphthalene-d8	136	8.804	8.804	(1.000)	293032	20.0000	
28 Naphthalene	128						
29 4-Chloroaniline	127						
30 Hexachlorobutadiene	225						
31 4-Chloro-3-methylphenol	107						
32 2-Methylnaphthalene	141						
33 Hexachlorocyclopentadiene	237						
34 2,4,6-Trichlorophenol	196						
35 2,4,5-Trichlorophenol	196						
\$ 36 2-Fluorobiphenyl	172	10.625	10.626	(0.913)	20064	1.61800	357.8
37 2-Chloronaphthalene	162						
38 2-Nitroaniline	65						
39 Dimethylphthalate	163						
40 Acenaphthylene	152						
41 2,6-Dinitrotoluene	165						
* 42 Acenaphthene-d10	164	11.640	11.635	(1.000)	166948	20.0000	
43 3-Nitroaniline	138						
44 Acenaphthene	153						
45 2,4-Dinitrophenol	184						
46 Dibenzofuran	168						
47 4-Nitrophenol	109						
48 2,4-Dinitrotoluene	165						
50 Diethylphthalate	149						
49 Fluorene	166						
51 4-Chlorophenyl-phenylether	204						
52 4-Nitroaniline	138						
53 4,6-Dinitro-2-methylphenol	198						
54 N-Nitrosodiphenylamine	169						
\$ 55 2,4,6-Tribromophenol	330	12.922	12.917	(1.110)	3505	2.20185	486.9
56 4-Bromophenyl-phenylether	248						
57 Hexachlorobenzene	284						
58 Pentachlorophenol	266						
* 59 Phenanthrene-d10	188	13.969	13.964	(1.000)	254038	20.0000	
60 Phenanthrene	178						
61 Anthracene	178						
62 Carbazole	167						

Compounds	QUANT SIG MASS	RT	EXP RT	REL RT	RESPONSE	CONCENTRATIONS	
						ON-COLUMN (ug/mL)	FINAL (ug/kg)
63 Di-n-butylphthalate	149						
64 Fluoranthene	202						
65 Pyrene	202						
\$ 66 Terphenyl-d14	244	16.618	16.613	(0.912)	22239	1.81531	401.4
67 Butylbenzylphthalate	149						
68 Benzo(a)anthracene	228						
* 69 Chrysene-d12	240	18.215	18.210	(1.000)	229368	20.0000	
70 3,3'-Dichlorobenzidine	252						
71 Chrysene	228						
72 bis(2-Ethylhexyl)phthalate	149	18.568	18.557	(0.953)	6137	0.58256	128.8 (M)
* 134 Di-n-octylphthalate-d4	153	19.492	19.486	(1.000)	339657	20.0000	
73 Di-n-octylphthalate	149						
74 Benzo(b)fluoranthene	252						
75 Benzo(k)fluoranthene	252						
76 Benzo(a)pyrene	252						
* 77 Perylene-d12	264	20.341	20.325	(1.000)	170064	20.0000	
78 Indeno(1,2,3-cd)pyrene	276						
79 Dibenzo(a,h)anthracene	278						
80 Benzo(g,h,i)perylene	276						
90 N-Nitrosodimethylamine	74						
91 Aniline	93						
93 Benzidine	184						
103 Pyridine	79						
105 1-methylnaphthalene	141						
111 Azobenzene (1,2-DP-Hydrazine)	77						

QC Flag Legend

M - Compound response manually integrated.

Analytical Resources, Inc.

INTERNAL STANDARD COMPOUNDS
 AREA AND RT SUMMARY

Instrument ID: nt6.i	Calibration Date: 16-JUN-2009
Lab File ID: pb35ed1.d	Calibration Time: 11:54
Lab Smp Id: PB35E	Client Smp ID: 3SED1-C
Analysis Type: SV	Level: LOW
Quant Type: ISTD	Sample Type: Sediment
Operator: LJR/VTS	
Method File: /chem1/nt6.i/20090616.b/SW846.m	
Misc Info: 09-12721	

Test Mode:
 Use Initial Calibration Level 4.

COMPOUND	STANDARD	AREA LIMIT		SAMPLE	%DIFF
		LOWER	UPPER		
8 1,4-Dichlorobenze	112389	56194	224778	91915	-18.22
27 Naphthalene-d8	384492	192246	768984	293032	-23.79
42 Acenaphthene-d10	217478	108739	434956	166948	-23.23
59 Phenanthrene-d10	336594	168297	673188	254038	-24.53
69 Chrysene-d12	247160	123580	494320	229368	-7.20
134 Di-n-octylphthala	347036	173518	694072	339657	-2.13
77 Perylene-d12	232938	116469	465876	170064	-26.99

COMPOUND	STANDARD	RT LIMIT		SAMPLE	%DIFF
		LOWER	UPPER		
8 1,4-Dichlorobenze	6.73	6.23	7.23	6.74	0.08
27 Naphthalene-d8	8.80	8.30	9.30	8.80	0.00
42 Acenaphthene-d10	11.64	11.14	12.14	11.64	0.04
59 Phenanthrene-d10	13.96	13.46	14.46	13.97	0.04
69 Chrysene-d12	18.21	17.71	18.71	18.22	0.03
134 Di-n-octylphthala	19.49	18.99	19.99	19.49	0.03
77 Perylene-d12	20.32	19.82	20.82	20.34	0.08

AREA UPPER LIMIT = +100% of internal standard area.
 AREA LOWER LIMIT = - 50% of internal standard area.
 RT UPPER LIMIT = + 0.50 minutes of internal standard RT.
 RT LOWER LIMIT = - 0.50 minutes of internal standard RT.

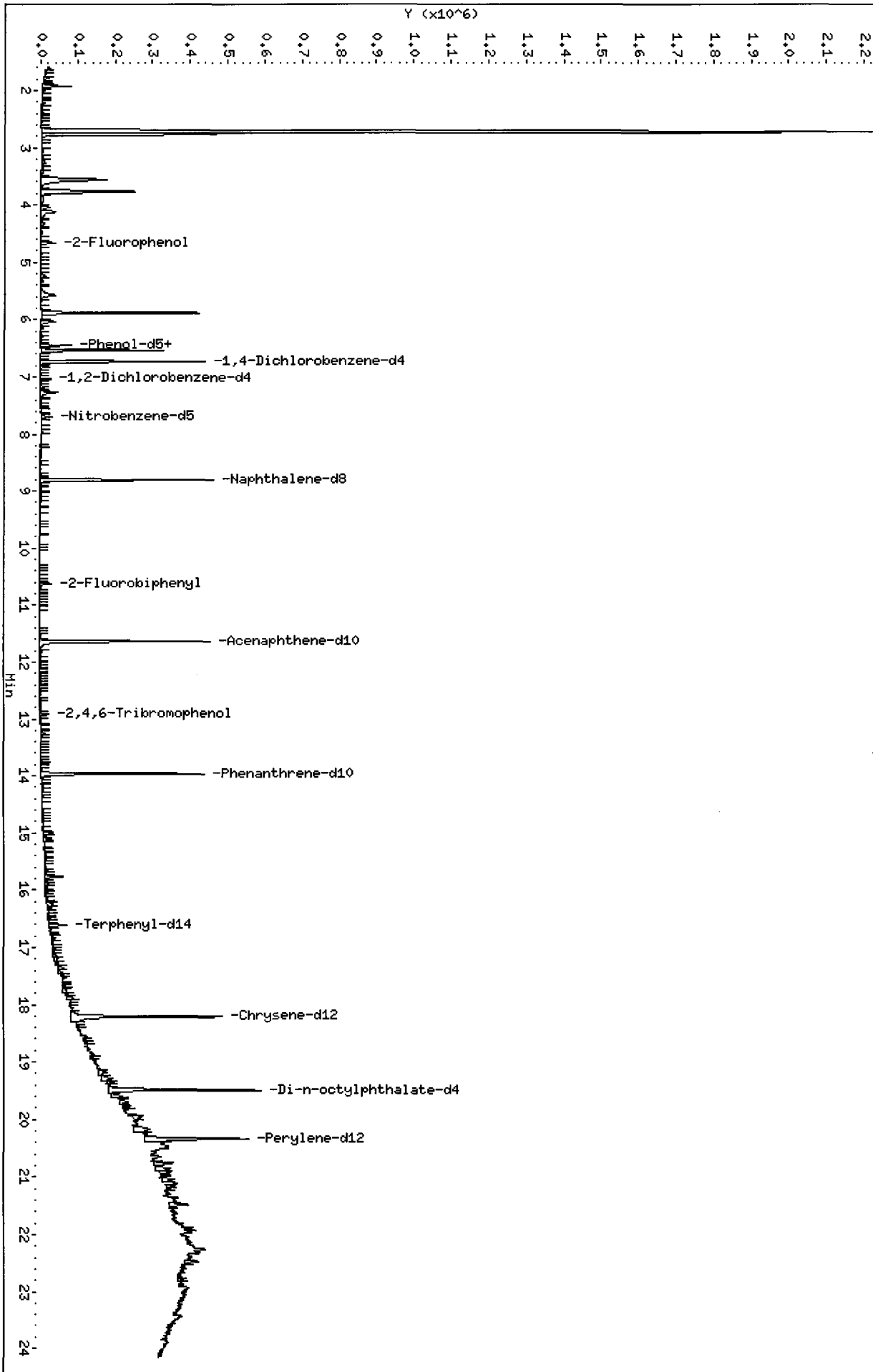
Analytical Resources, Inc.

RECOVERY REPORT

Client Name: ESC Client SDG: PB35
 Sample Matrix: SOLID Fraction: SV
 Lab Smp Id: PB35E Client Smp ID: 3SED1-C
 Level: LOW Operator: LJR/VTS
 Data Type: MS DATA SampleType: SAMPLE
 SpikeList File: PSDDALCS.spk Quant Type: ISTD
 Sublist File: PSDDA.sub
 Method File: /chem1/nt6.i/20090616.b/SW846.m
 Misc Info: 09-12721

SURROGATE COMPOUND	CONC ADDED ug/kg	CONC RECOVERED ug/kg	% RECOVERED	LIMITS
\$ 1 2-Fluorophenol	829.3	524.8	63.28	21-100
\$ 2 Phenol-d5	829.3	458.4	55.27	10-100
\$ 5 2-Chlorophenol-d4	829.3	497.0	59.93	30-100
\$ 10 1,2-Dichlorobenzen	552.9	296.6	53.65	24-100
\$ 18 Nitrobenzene-d5	552.9	364.1	65.85	26-100
\$ 36 2-Fluorobiphenyl	552.9	357.8	64.72	32-100
\$ 55 2,4,6-Tribromophen	829.3	486.9	58.72	33-118
\$ 66 Terphenyl-d14	552.9	401.4	72.61	21-97

/chem1/nt6.i/20090616.b/pb35edi.d



Date : 16-JUN-2009 19:34

Client ID: 3SED1-C

Instrument: nt6.i

Sample Info: PB35E,10

Volume Injected (uL): 1.0

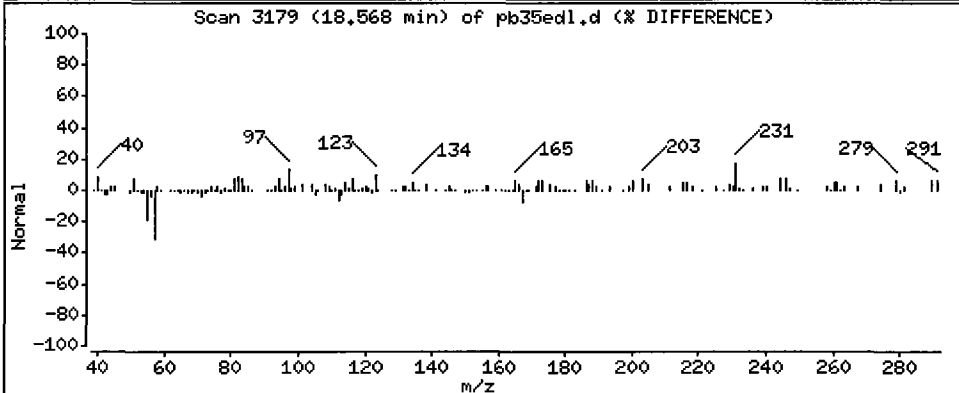
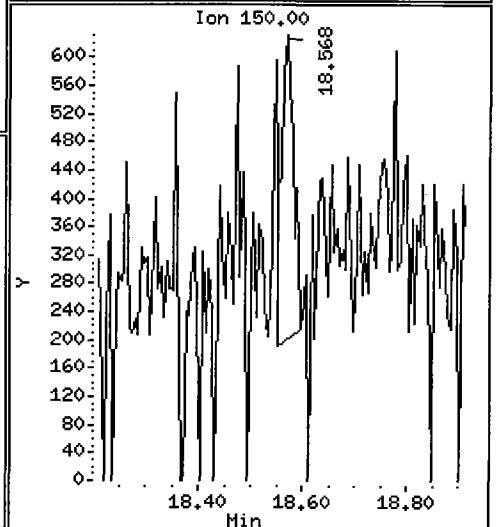
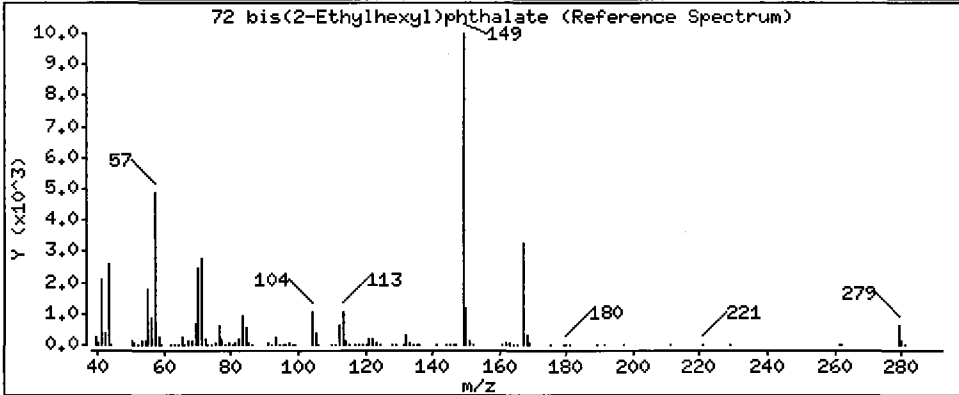
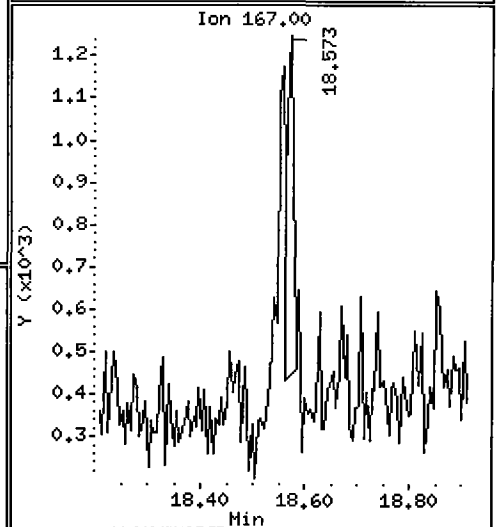
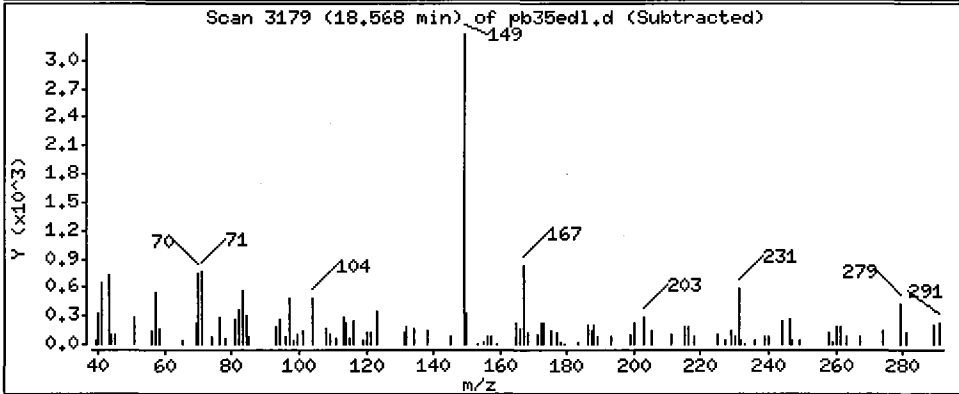
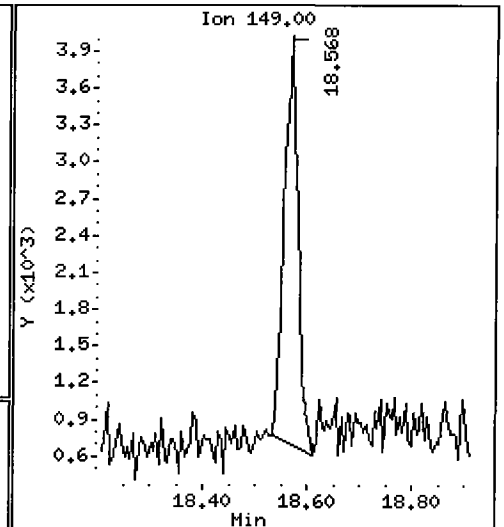
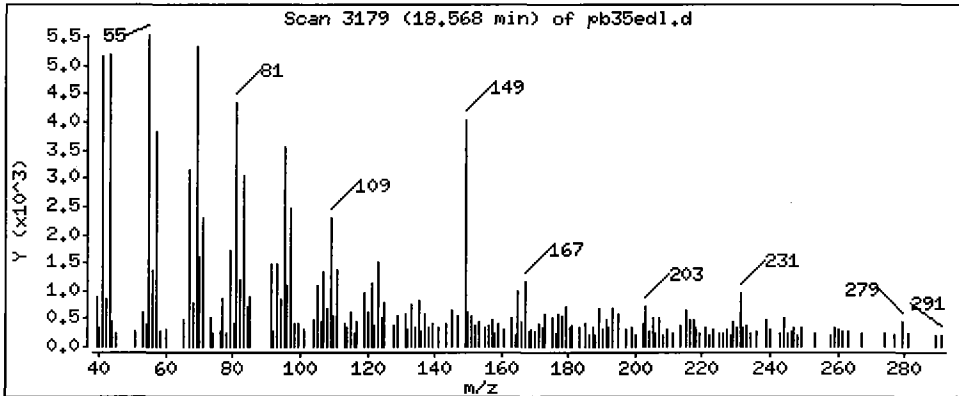
Operator: LJR/VTS

Column phase: ZB-5

Column diameter: 0.32

72 bis(2-Ethylhexyl)phthalate

Concentration: 128.8 ug/kg



ORGANICS ANALYSIS DATA SHEET
PSDDA Semivolatiles by SW8270D GC/MS
 Page 1 of 1

Sample ID: 3SED2-A
SAMPLE

Lab Sample ID: PB35G
 LIMS ID: 09-12723
 Matrix: Sediment
 Data Release Authorized: *AS*
 Reported: 06/17/09

QC Report No: PB35-ENVIROMENTAL SCIENCE CORP.
 Project: JELD-WEN NORD DOOR
 NA
 Date Sampled: 06/03/09
 Date Received: 06/03/09

Date Extracted: 06/08/09
 Date Analyzed: 06/15/09 17:55
 Instrument/Analyst: NT6/LJR
 GPC Cleanup: Yes

Sample Amount: 25.7 g-dry-wt
 Final Extract Volume: 0.5 mL
 Dilution Factor: 3.00
 Percent Moisture: 19.6%

CAS Number	Analyte	RL	Result
108-95-2	Phenol	58	< 58 U
541-73-1	1,3-Dichlorobenzene	58	< 58 U
106-46-7	1,4-Dichlorobenzene	58	< 58 U
100-51-6	Benzyl Alcohol	58	< 58 U
95-50-1	1,2-Dichlorobenzene	58	< 58 U
95-48-7	2-Methylphenol	58	< 58 U
106-44-5	4-Methylphenol	58	< 58 U
67-72-1	Hexachloroethane	58	< 58 U
105-67-9	2,4-Dimethylphenol	58	< 58 U
65-85-0	Benzoic Acid	580	< 580 U
120-82-1	1,2,4-Trichlorobenzene	58	< 58 U
91-20-3	Naphthalene	58	< 58 U
87-68-3	Hexachlorobutadiene	58	< 58 U
91-57-6	2-Methylnaphthalene	58	< 58 U
131-11-3	Dimethylphthalate	58	< 58 U
208-96-8	Acenaphthylene	58	< 58 U
83-32-9	Acenaphthene	58	< 58 U
132-64-9	Dibenzofuran	58	< 58 U
84-66-2	Diethylphthalate	58	< 58 U
86-73-7	Fluorene	58	< 58 U
86-30-6	N-Nitrosodiphenylamine	58	< 58 U
118-74-1	Hexachlorobenzene	58	< 58 U
87-86-5	Pentachlorophenol	290	< 290 U
85-01-8	Phenanthrene	58	< 58 U
120-12-7	Anthracene	58	53 J
84-74-2	Di-n-Butylphthalate	58	< 58 U
206-44-0	Fluoranthene	58	42 J
129-00-0	Pyrene	58	59
85-68-7	Butylbenzylphthalate	58	< 58 U
56-55-3	Benzo(a)anthracene	58	< 58 U
117-81-7	bis(2-Ethylhexyl)phthalate	58	130
218-01-9	Chrysene	58	41 J
117-84-0	Di-n-Octyl phthalate	58	< 58 U
205-99-2	Benzo(b)fluoranthene	58	< 58 U
207-08-9	Benzo(k)fluoranthene	58	< 58 U
50-32-8	Benzo(a)pyrene	58	< 58 U
193-39-5	Indeno(1,2,3-cd)pyrene	58	< 58 U
53-70-3	Dibenz(a,h)anthracene	58	< 58 U
191-24-2	Benzo(g,h,i)perylene	58	< 58 U
90-12-0	1-Methylnaphthalene	58	< 58 U

Reported in µg/kg (ppb)

Semivolatile Surrogate Recovery

d5-Nitrobenzene	61.6%	2-Fluorobiphenyl	69.8%
d14-p-Terphenyl	53.0%	d4-1,2-Dichlorobenzene	55.1%
d5-Phenol	64.0%	2-Fluorophenol	59.6%
2,4,6-Tribromophenol	68.6%	d4-2-Chlorophenol	61.8%

Analytical Resources, Inc.

Semivolatile Report SW846 Method 8270D

Data file : /chem1/nt6.i/20090615.b/pb35g.d
 Lab Smp Id: PB35G Client Smp ID: 3SED2-A
 Inj Date : 15-JUN-2009 17:55
 Operator : LJR/VTS Inst ID: nt6.i
 Smp Info : PB35G,3
 Misc Info : 09-12723
 Comment : 1ul Injection
 Method : /chem1/nt6.i/20090615.b/SW846.m
 Meth Date : 16-Jun-2009 10:41 jeff Quant Type: ISTD
 Cal Date : 11-JUN-2009 14:21 Cal File: 0050611a.d
 Als bottle: 7
 Dil Factor: 3.00000
 Integrator: HP RTE Compound Sublist: PSDDA.sub
 Target Version: 3.50

LTK
6/16/09

Concentration Formula: Amt * DF * Vt / (Ws * (100 - M) / 100) * CpndVariable

Name	Value	Description
DF	3.00000	Dilution Factor
Vt	500.00000	Volume of final extract (uL)
Ws	32.00000	Weight of sample extracted (g)
M	19.60000	% Moisture

Cpnd Variable

Local Compound Variable

Compounds	QUANT SIG	RT	EXP RT	REL RT	RESPONSE	CONCENTRATIONS	
						ON-COLUMN (ug/mL)	FINAL (ug/kg)
\$ 1 2-Fluorophenol	112	4.804	4.782	(0.701)	62113	7.45326	434.5
\$ 2 Phenol-d5	99	6.561	6.534	(0.958)	89580	8.00461	466.7
3 Phenol	94	Compound Not Detected.					
\$ 5 2-Chlorophenol-d4	132	6.566	6.555	(0.959)	52744	7.73438	450.9
4 Bis(2-Chloroethyl)ether	93	Compound Not Detected.					
6 2-Chlorophenol	128	Compound Not Detected.					
7 1,3-Dichlorobenzene	146	Compound Not Detected.					
* 8 1,4-Dichlorobenzene-d4	152	6.850	6.849	(1.000)	101083	20.0000	
9 1,4-Dichlorobenzene	146	Compound Not Detected.					
\$ 10 1,2-Dichlorobenzene-d4	152	7.154	7.148	(1.044)	23119	4.59308	267.8
12 1,2-Dichlorobenzene	146	Compound Not Detected.					
11 Benzyl alcohol	108	Compound Not Detected.					
14 2,2'-oxybis(1-Chloropropane)	45	Compound Not Detected.					
13 2-Methylphenol	108	Compound Not Detected.					
17 Hexachloroethane	117	Compound Not Detected.					

Compounds	QUANT SIG MASS	RT	EXP RT	REL RT	RESPONSE	CONCENTRATIONS	
						ON-COLUMN (ug/mL)	FINAL (ug/kg)
16 N-Nitroso-di-n-propylamine	70						
15 4-Methylphenol	108						
\$ 18 Nitrobenzene-d5	82	7.806	7.810	(0.875)	54632	5.12711	298.9
19 Nitrobenzene	77						
20 Isophorone	82						
21 2-Nitrophenol	139						
22 2,4-Dimethylphenol	107						
23 Bis(2-Chloroethoxy)methane	93						
24 Benzoic acid	105						
25 2,4-Dichlorophenol	162						
26 1,2,4-Trichlorobenzene	180						
* 27 Naphthalene-d8	136	8.917	8.916	(1.000)	346954	20.0000	
28 Naphthalene	128						
29 4-Chloroaniline	127						
30 Hexachlorobutadiene	225						
31 4-Chloro-3-methylphenol	107						
32 2-Methylnaphthalene	141						
33 Hexachlorocyclopentadiene	237						
34 2,4,6-Trichlorophenol	196						
35 2,4,5-Trichlorophenol	196						
\$ 36 2-Fluorobiphenyl	172	10.732	10.732	(0.914)	77911	5.81812	339.2
37 2-Chloronaphthalene	162						
38 2-Nitroaniline	65						
39 Dimethylphthalate	163						
40 Acenaphthylene	152						
41 2,6-Dinitrotoluene	165						
* 42 Acenaphthene-d10	164	11.747	11.747	(1.000)	180284	20.0000	
43 3-Nitroaniline	138						
44 Acenaphthene	153						
45 2,4-Dinitrophenol	184						
46 Dibenzofuran	168						
47 4-Nitrophenol	109						
48 2,4-Dinitrotoluene	165						
50 Diethylphthalate	149						
49 Fluorene	166						
51 4-Chlorophenyl-phenylether	204						
52 4-Nitroaniline	138						
53 4,6-Dinitro-2-methylphenol	198						
54 N-Nitrosodiphenylamine	169						
\$ 55 2,4,6-Tribromophenol	330	13.034	13.034	(1.110)	14733	8.57068	499.7
56 4-Bromophenyl-phenylether	248						
57 Hexachlorobenzene	284						
58 Pentachlorophenol	266						
* 59 Phenanthrene-d10	188	14.087	14.081	(1.000)	279330	20.0000	
60 Phenanthrene	178						
61 Anthracene	178	14.188	14.188	(1.007)	16364	0.91041	53.08
62 Carbazole	167						

Compounds	QUANT SIG MASS	RT	EXP RT	REL RT	RESPONSE	CONCENTRATIONS	
						ON-COLUMN (ug/mL)	FINAL (ug/kg)
63 Di-n-butylphthalate	149				Compound Not Detected.		
64 Fluoranthene	202	16.031	16.025	(1.138)	12985	0.71736 LDL	41.82
65 Pyrene	202	16.367	16.361	(0.892)	31147	1.01388 LDL	59.11
\$ 66 Terphenyl-d14	244	16.736	16.730	(0.912)	87520	4.41882 LDL	257.6
67 Butylbenzylphthalate	149				Compound Not Detected.		
68 Benzo(a)anthracene	228				Compound Not Detected.		
* 69 Chrysene-d12	240	18.344	18.338	(1.000)	370825	20.0000 LDL	
70 3,3'-Dichlorobenzidine	252				Compound Not Detected.		
71 Chrysene	228	18.381	18.375	(1.002)	18584	0.70914 LDL	41.34
72 bis(2-Ethylhexyl)phthalate	149	18.685	18.674	(0.953)	40290	2.25729 LDL	131.6
* 134 Di-n-octylphthalate-d4	153	19.615	19.603	(1.000)	575490	20.0000 LDL	
73 Di-n-octylphthalate	149				Compound Not Detected.		
74 Benzo(b)fluoranthene	252	19.962	19.945	(0.974)	21871	0.63399 LDL	26.96(M) 0.313
75 Benzo(k)fluoranthene	252	19.962	19.977	(0.974)	21872	0.61728 LDL	35.99(M) 0.313
76 Benzo(a)pyrene	252				Compound Not Detected.		
* 77 Perylene-d12	264	20.485	20.453	(1.000)	476053	20.0000 LDL	
78 Indeno(1,2,3-cd)pyrene	276				Compound Not Detected.		
79 Dibenzo(a,h)anthracene	278				Compound Not Detected.		
80 Benzo(g,h,i)perylene	276				Compound Not Detected.		
90 N-Nitrosodimethylamine	74				Compound Not Detected.		
91 Aniline	93				Compound Not Detected.		
93 Benzidine	184				Compound Not Detected.		
103 Pyridine	79				Compound Not Detected.		
105 1-methylnaphthalene	141				Compound Not Detected.		
111 Azobenzene (1,2-DP-Hydrazine)	77				Compound Not Detected.		

QC Flag Legend

M - Compound response manually integrated.

Analytical Resources, Inc.

INTERNAL STANDARD COMPOUNDS
 AREA AND RT SUMMARY

Instrument ID: nt6.i
 Lab File ID: pb35g.d
 Lab Smp Id: PB35G
 Analysis Type: SV
 Quant Type: ISTD
 Operator: LJR/VTS
 Method File: /chem1/nt6.i/20090615.b/SW846.m
 Misc Info: 09-12723

Calibration Date: 15-JUN-2009
 Calibration Time: 14:39
 Client Smp ID: 3SED2-A
 Level: LOW
 Sample Type: Sediment

Test Mode:
 Use Initial Calibration Level 4.

COMPOUND	STANDARD	AREA LIMIT		SAMPLE	%DIFF
		LOWER	UPPER		
8 1,4-Dichlorobenze	112389	56194	224778	101083	-10.06
27 Naphthalene-d8	384492	192246	768984	346954	-9.76
42 Acenaphthene-d10	217478	108739	434956	180284	-17.10
59 Phenanthrene-d10	336594	168297	673188	279330	-17.01
69 Chrysene-d12	247160	123580	494320	370825	50.03
134 Di-n-octylphthala	347036	173518	694072	575490	65.83
77 Perylene-d12	232938	116469	465876	476053	104.37 <-

COMPOUND	STANDARD	RT LIMIT		SAMPLE	%DIFF
		LOWER	UPPER		
8 1,4-Dichlorobenze	6.85	6.35	7.35	6.85	0.01
27 Naphthalene-d8	8.92	8.42	9.42	8.92	0.01
42 Acenaphthene-d10	11.75	11.25	12.25	11.75	0.00
59 Phenanthrene-d10	14.08	13.58	14.58	14.09	0.04
69 Chrysene-d12	18.34	17.84	18.84	18.34	0.03
134 Di-n-octylphthala	19.60	19.10	20.10	19.61	0.06
77 Perylene-d12	20.45	19.95	20.95	20.49	0.16

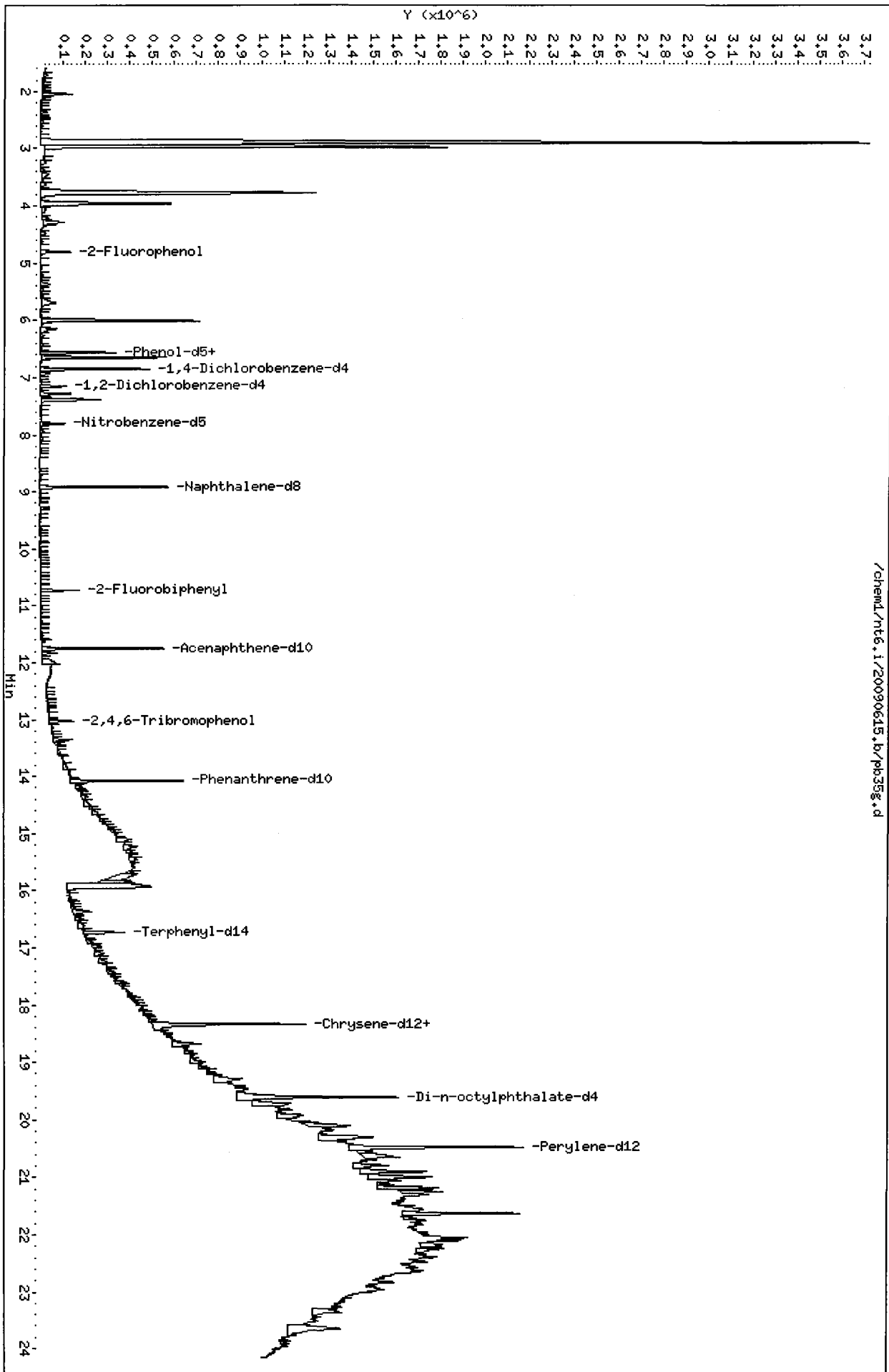
AREA UPPER LIMIT = +100% of internal standard area.
 AREA LOWER LIMIT = - 50% of internal standard area.
 RT UPPER LIMIT = + 0.50 minutes of internal standard RT.
 RT LOWER LIMIT = - 0.50 minutes of internal standard RT.

Analytical Resources, Inc.

RECOVERY REPORT

Client Name: ESC Client SDG: PB35
 Sample Matrix: SOLID Fraction: SV
 Lab Smp Id: PB35G Client Smp ID: 3SED2-A
 Level: LOW Operator: LJR/VTS
 Data Type: MS DATA SampleType: SAMPLE
 SpikeList File: PSDDALCS.spk Quant Type: ISTD
 Sublist File: PSDDA.sub
 Method File: /chem1/nt6.i/20090615.b/SW846.m
 Misc Info: 09-12723

SURROGATE COMPOUND	CONC ADDED ug/kg	CONC RECOVERED ug/kg	% RECOVERED	LIMITS
\$ 1 2-Fluorophenol	728.8	434.5	59.63	21-100
\$ 2 Phenol-d5	728.8	466.7	64.04	10-100
\$ 5 2-Chlorophenol-d4	728.8	450.9	61.88	30-100
\$ 10 1,2-Dichlorobenzen	485.9	267.8	55.12	24-100
\$ 18 Nitrobenzene-d5	485.9	298.9	61.53	26-100
\$ 36 2-Fluorobiphenyl	485.9	339.2	69.82	32-100
\$ 55 2,4,6-Tribromophen	728.8	499.7	68.57	33-118
\$ 66 Terphenyl-d14	485.9	257.6	53.02	21-97



Date : 15-JUN-2009 17:55

Client ID: 3SED2-A

Instrument: nt6.i

Sample Info: PB35G,3

Volume Injected (uL): 1.0

Operator: LJR/VTS

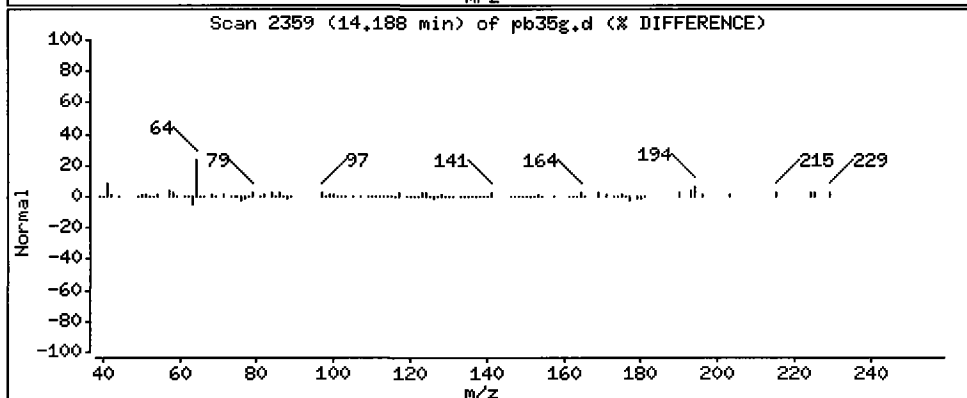
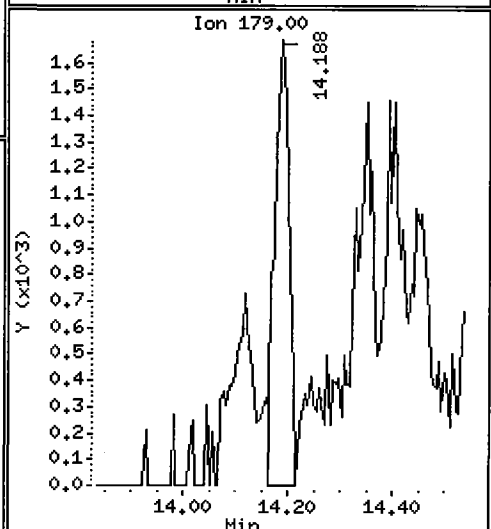
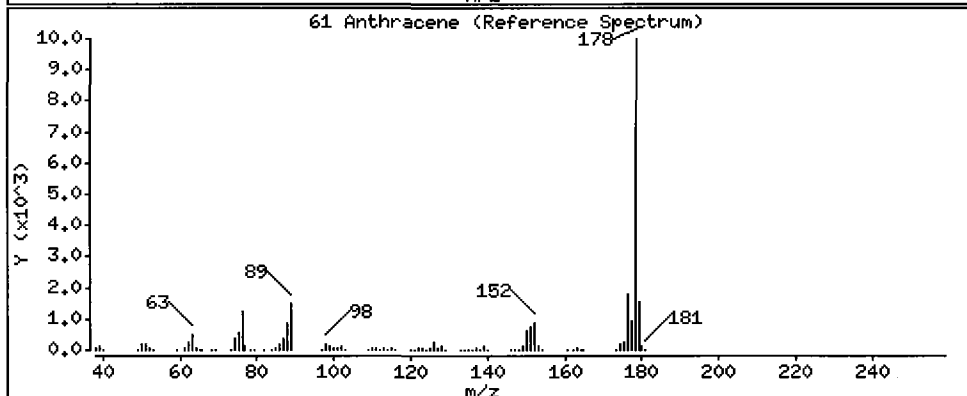
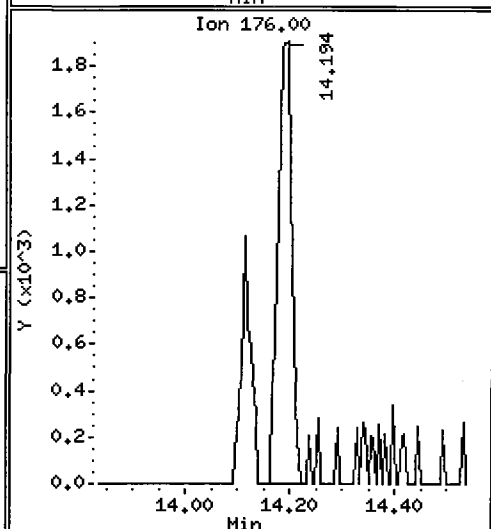
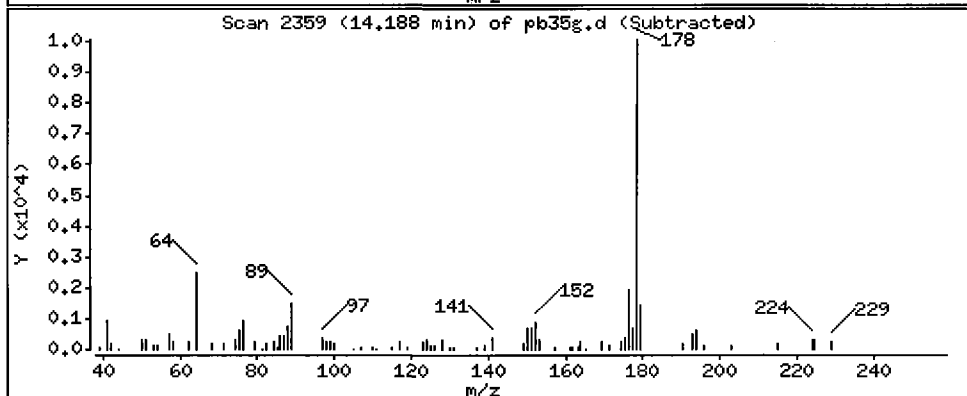
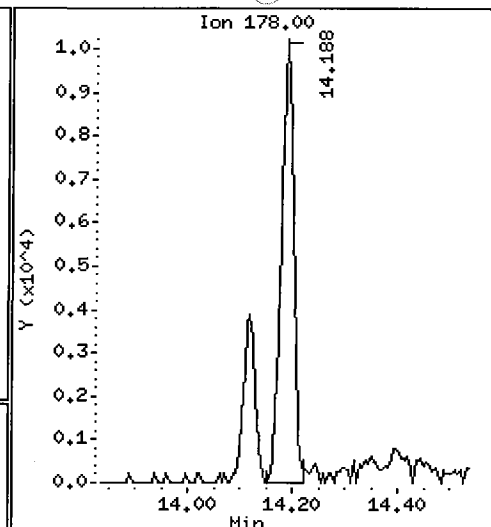
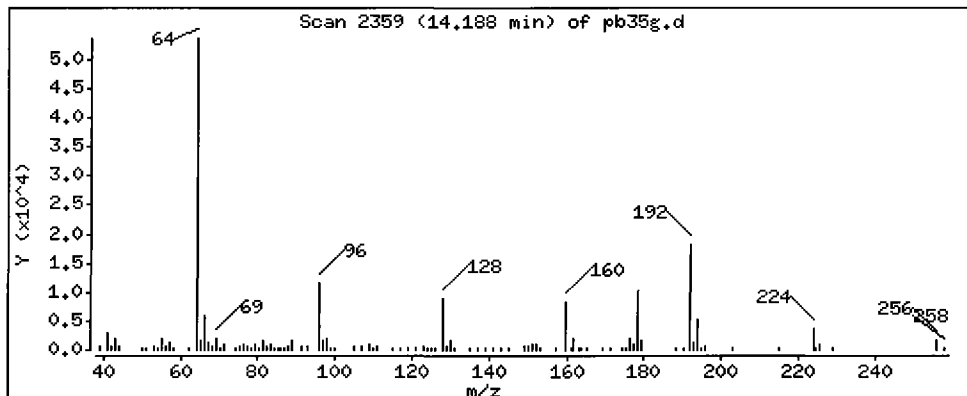
Column phase: ZB-5

Column diameter: 0.32

JLR

61 Anthracene

Concentration: 53.08 ug/kg



Date : 15-JUN-2009 17:55

Client ID: 3SED2-A

Instrument: nt6.i

Sample Info: PB35G.3

Volume Injected (uL): 1.0

Operator: LJR/VTS

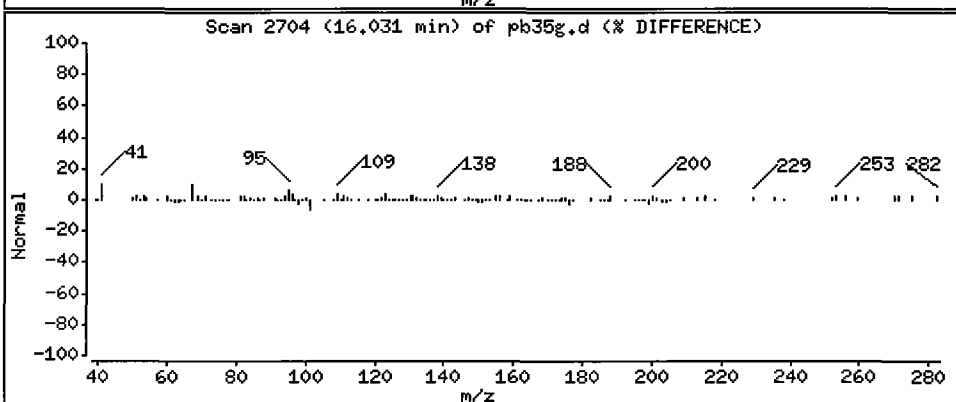
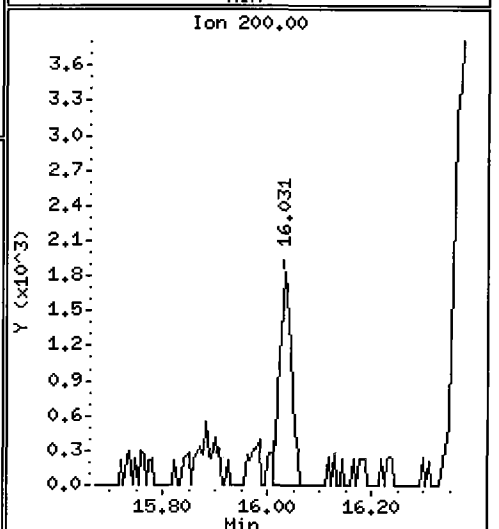
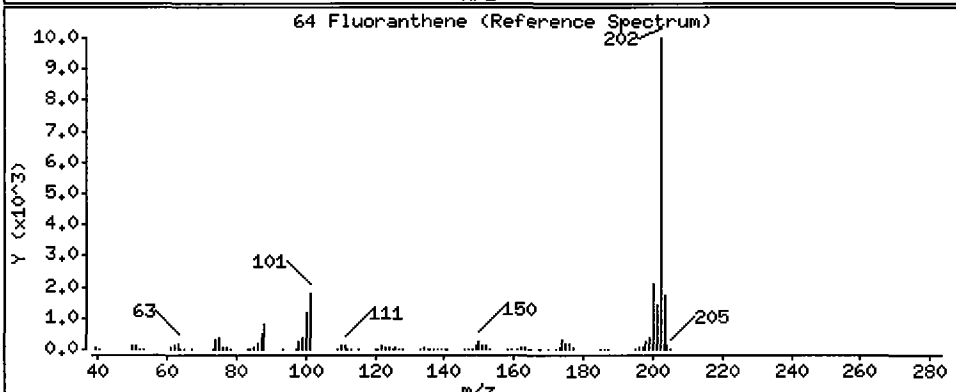
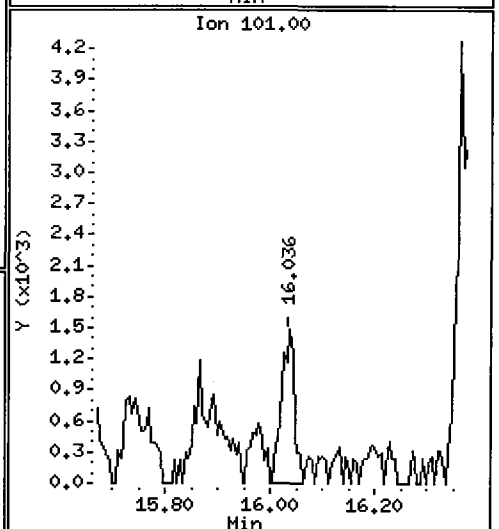
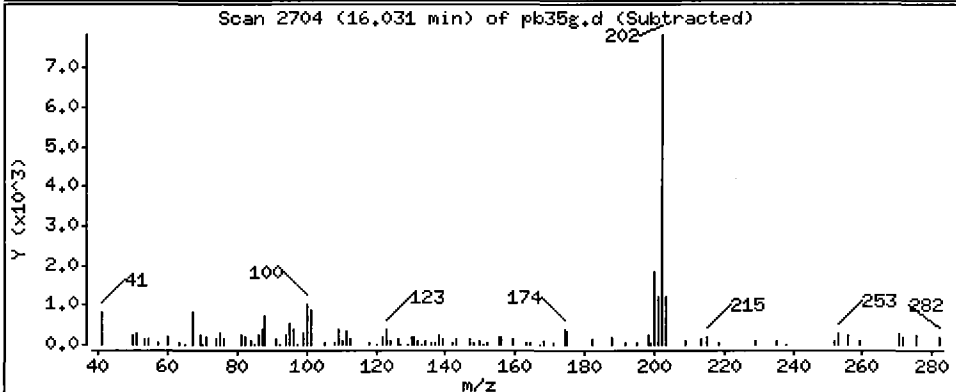
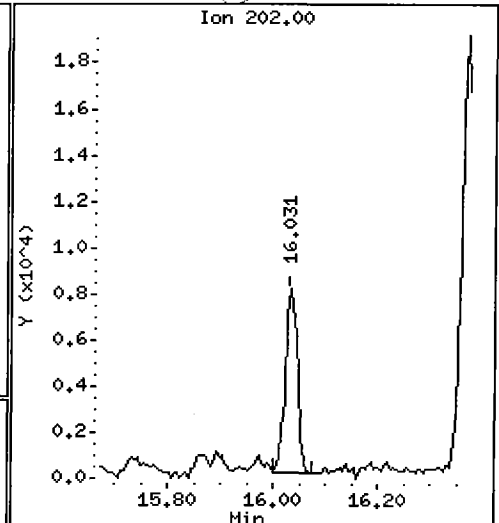
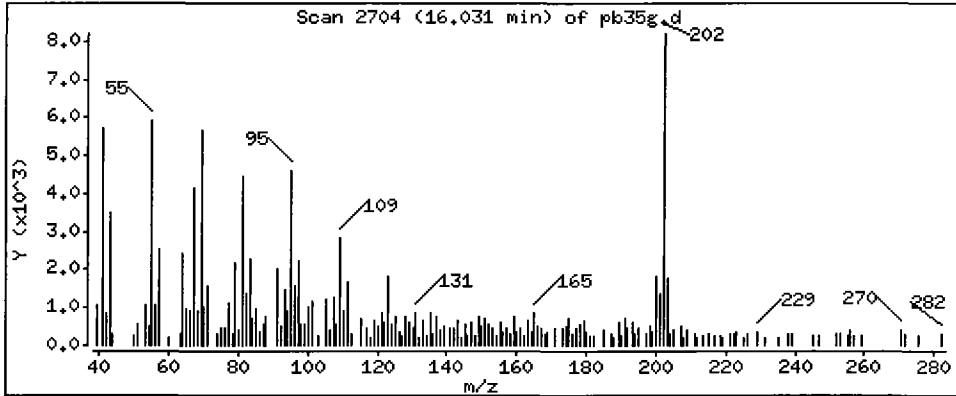
Column phase: ZB-5

Column diameter: 0.32

64 Fluoranthene

Concentration: 41.82 ug/kg

OK



Date : 15-JUN-2009 17:55

Client ID: 3SED2-A

Instrument: nt6.i

Sample Info: PB35G,3

Volume Injected (uL): 1.0

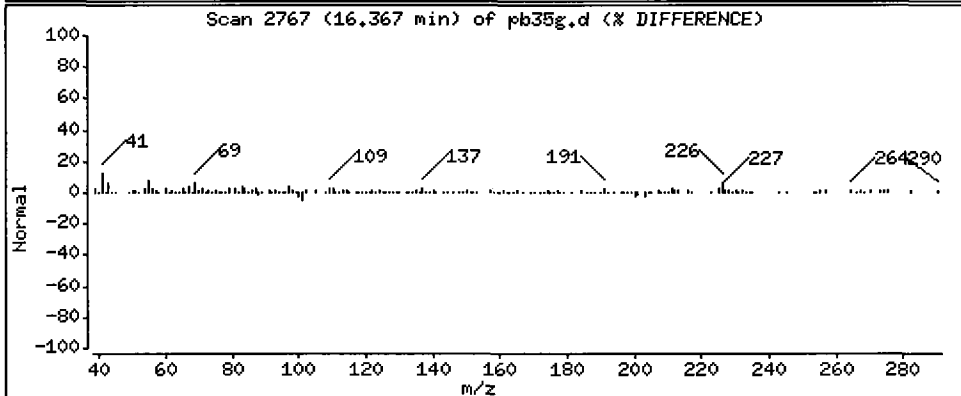
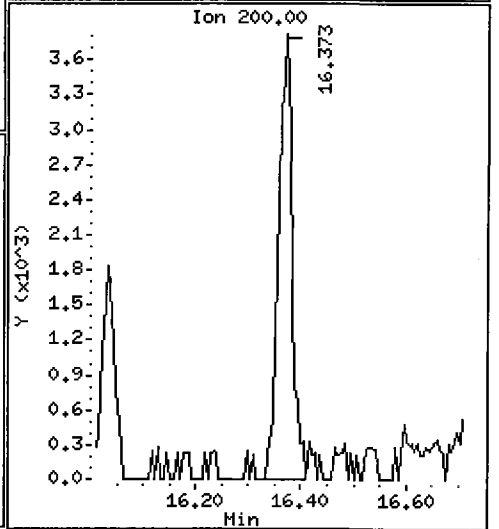
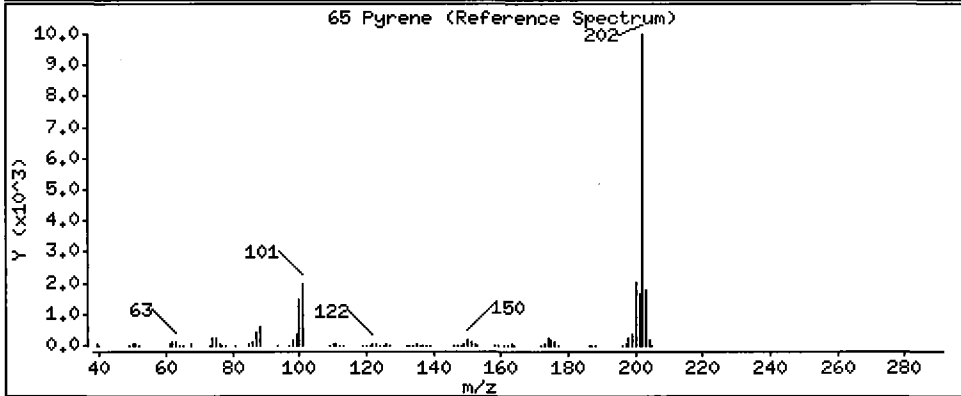
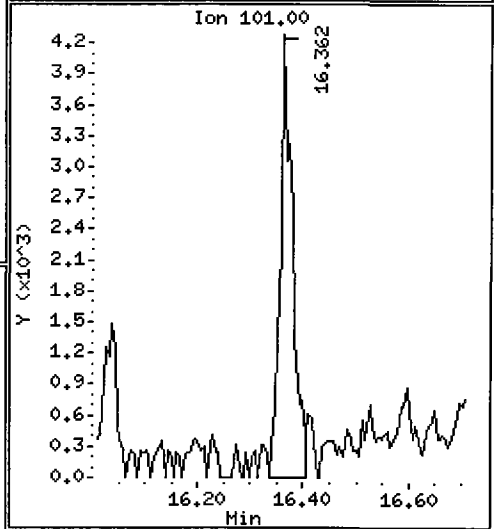
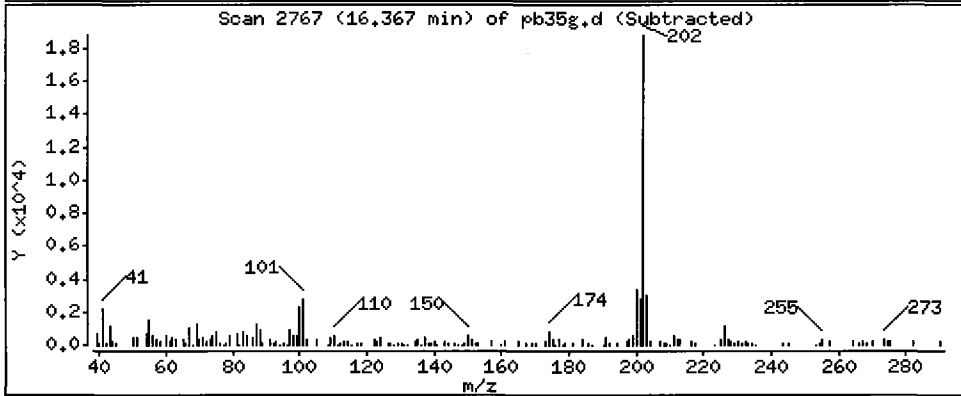
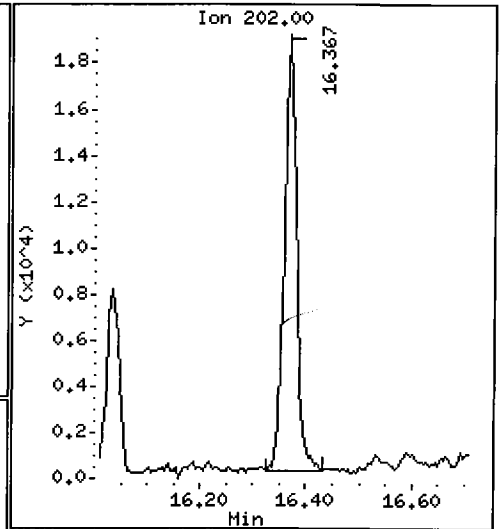
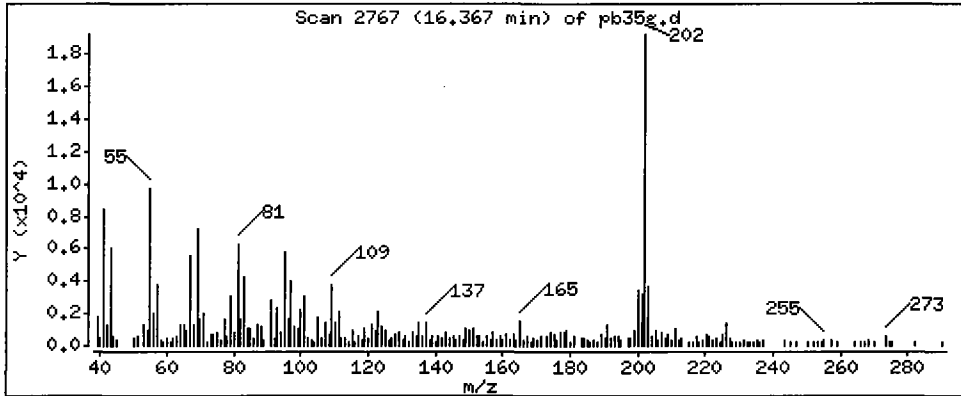
Operator: LJR/VTS

Column phase: ZB-5

Column diameter: 0.32

65 Pyrene

Concentration: 59.11 ug/kg



Date : 15-JUN-2009 17:55

Client ID: 3SED2-A

Instrument: nt6.i

Sample Info: PB35G,3

Volume Injected (uL): 1.0

Operator: LJR/VTS

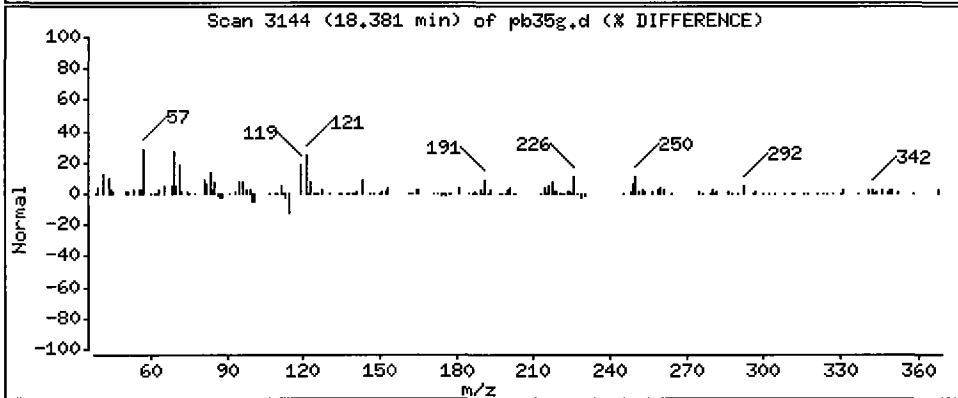
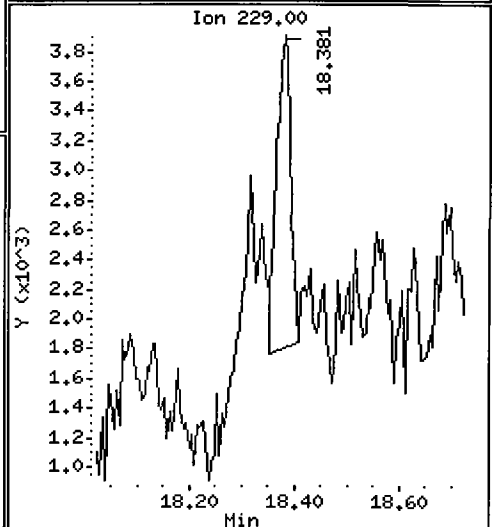
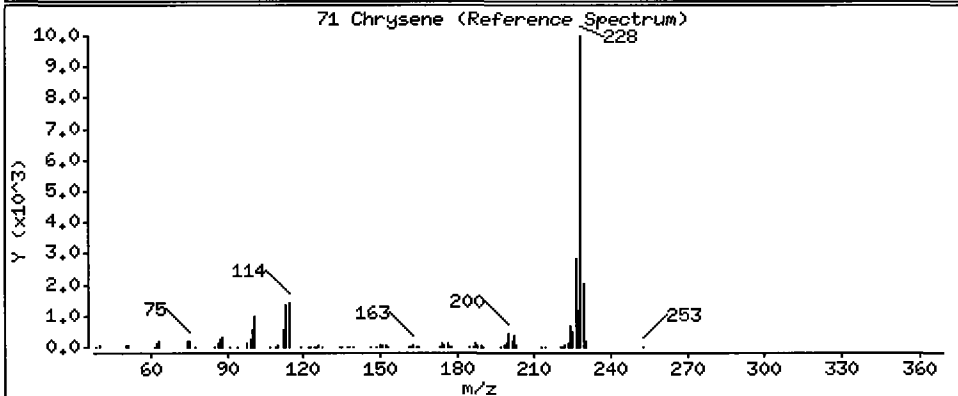
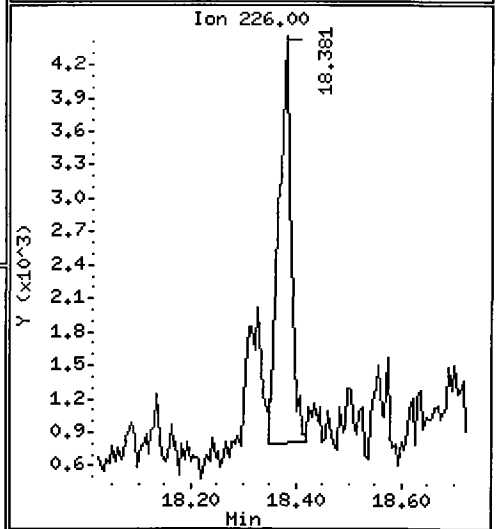
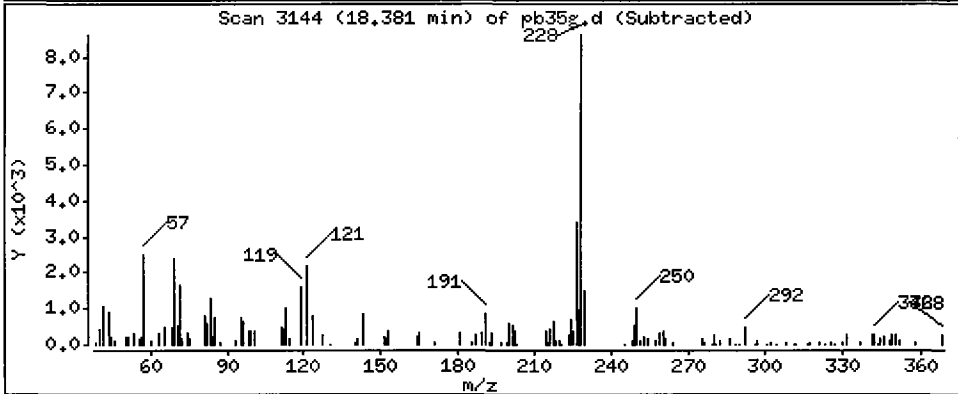
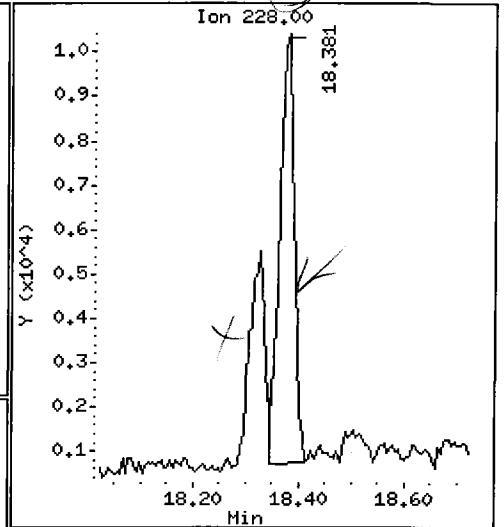
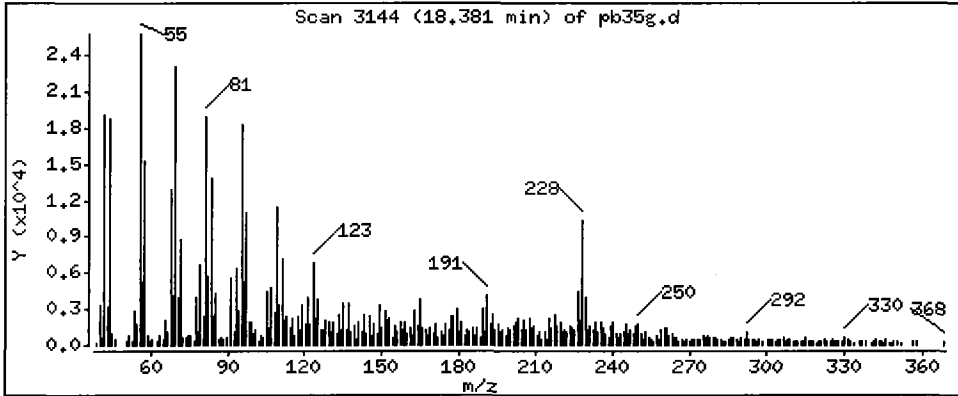
Column phase: ZB-5

Column diameter: 0.32

71 Chrysene

Concentration: 41.34 ug/kg

[Handwritten signature]



Date : 15-JUN-2009 17:55

Client ID: 3SED2-A

Instrument: nt6.i

Sample Info: PB35G,3

Volume Injected (uL): 1.0

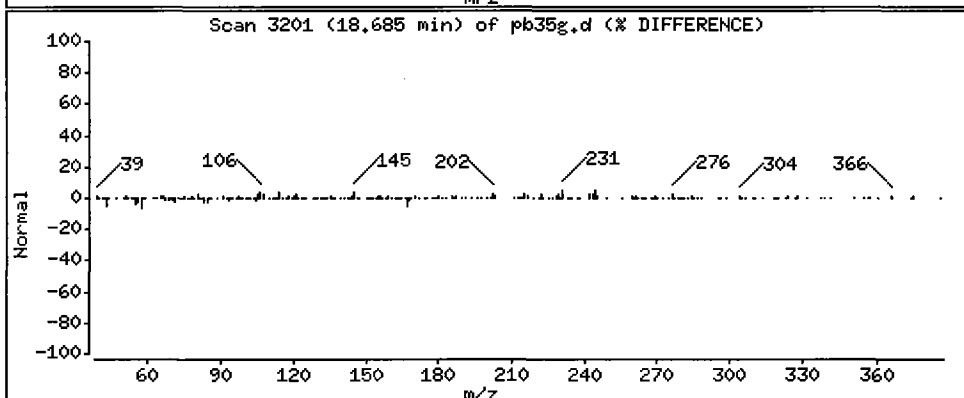
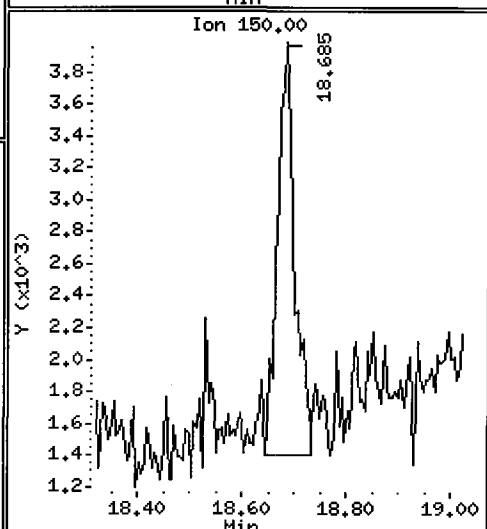
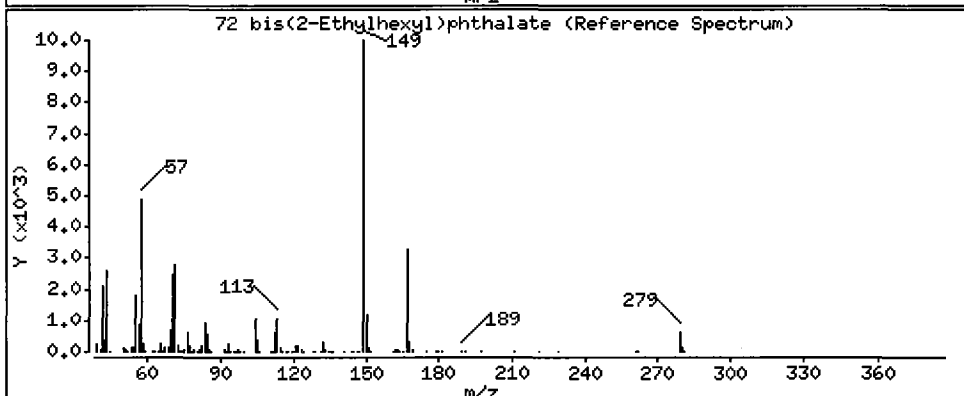
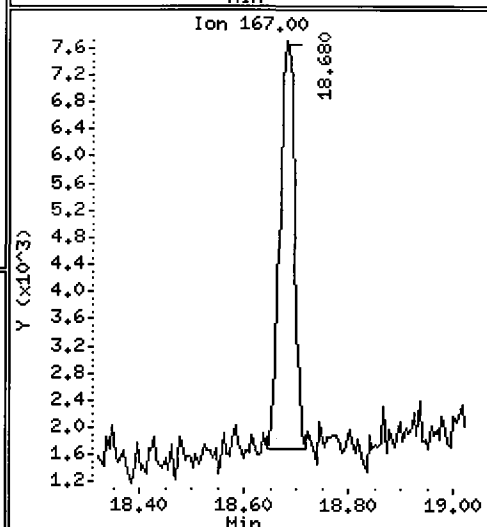
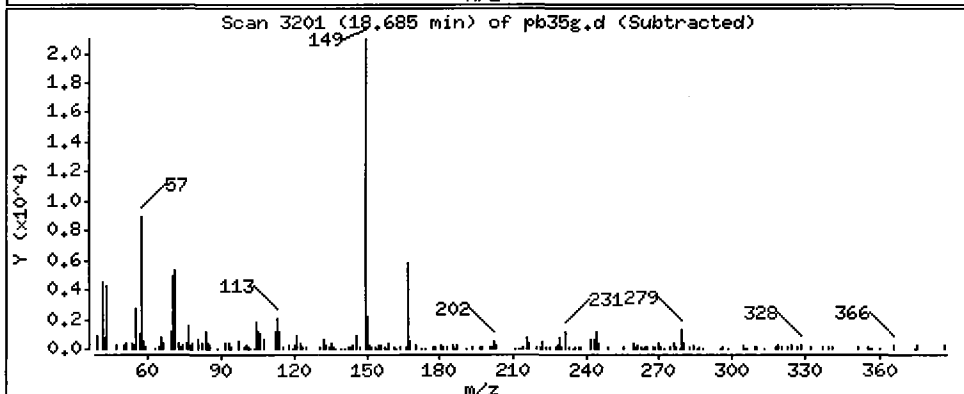
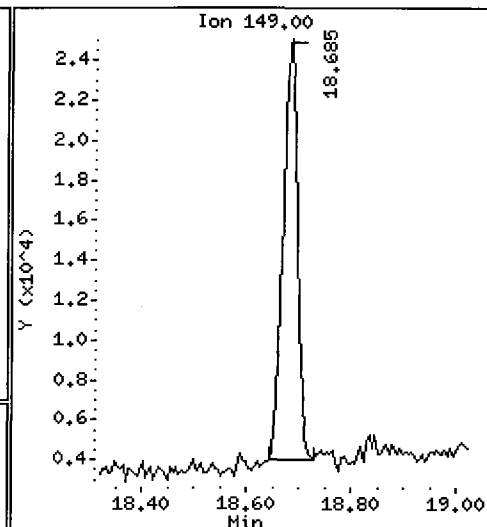
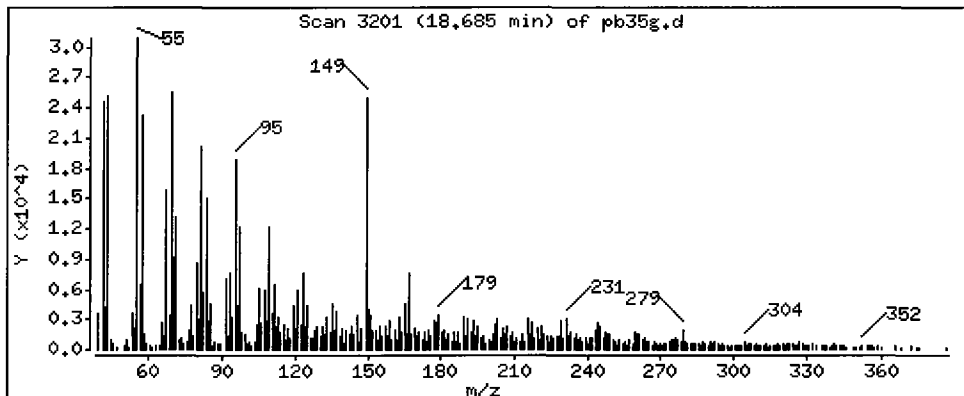
Operator: LJR/VTS

Column phase: ZB-5

Column diameter: 0.32

72 bis(2-Ethylhexyl)phthalate

Concentration: 131.6 ug/kg



Date : 15-JUN-2009 17:55

Client ID: 3SED2-A

Instrument: nt6.i

Sample Info: PB35G,3

Volume Injected (uL): 1.0

Operator: LJR/VTS

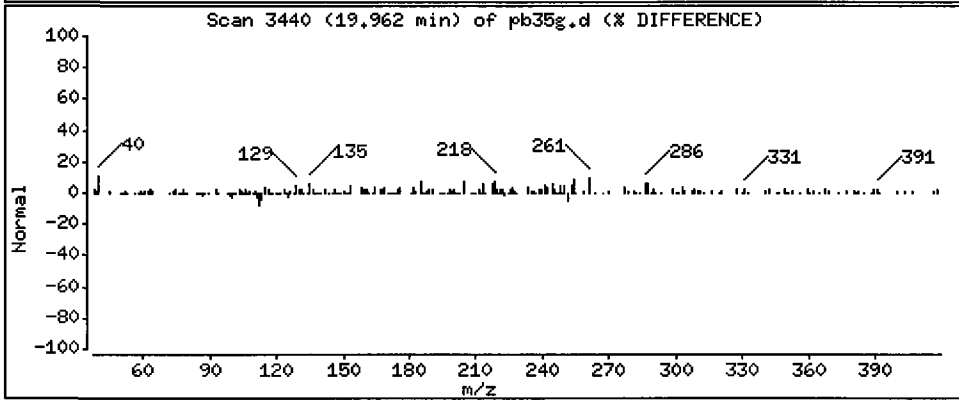
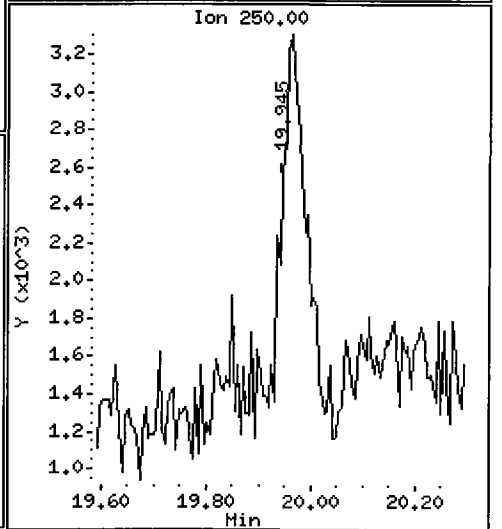
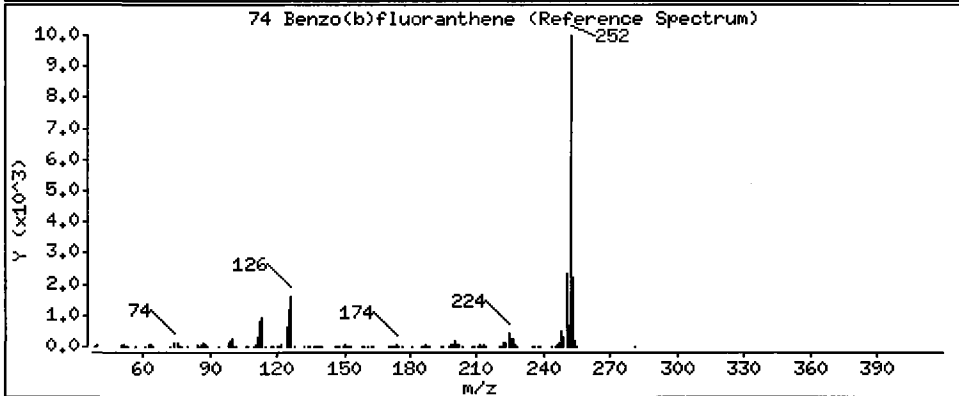
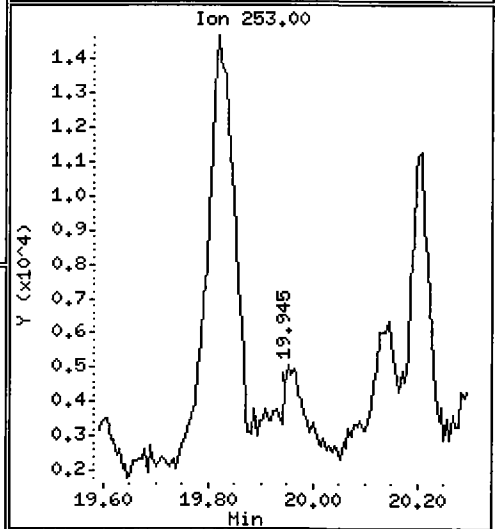
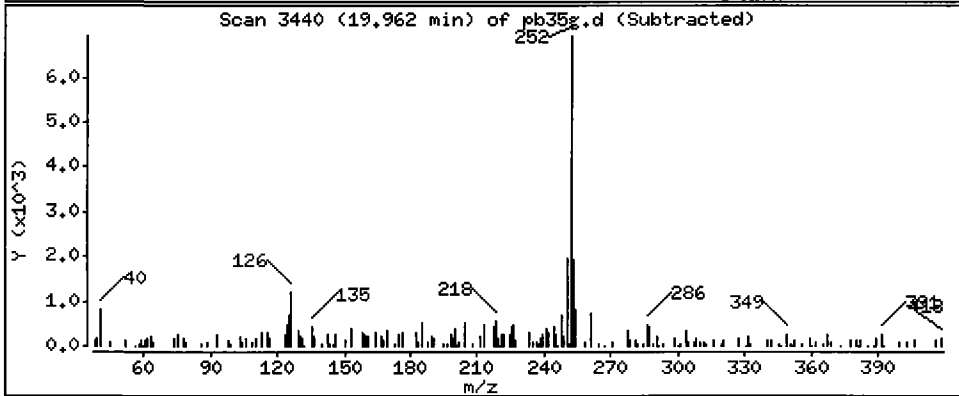
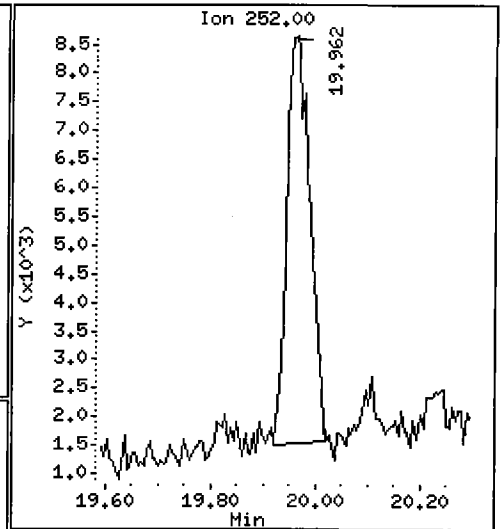
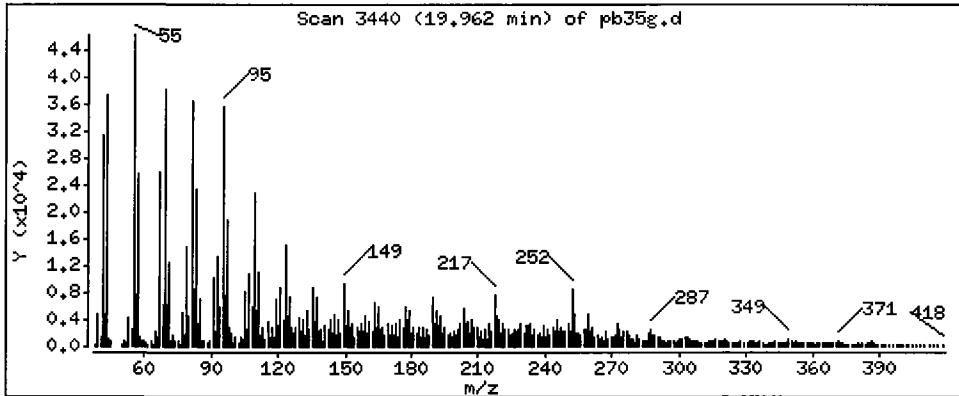
Column phase: ZB-5

Column diameter: 0.32

74 Benzo(b)fluoranthene

Concentration: 36.96 ug/kg

Handwritten signature



Date : 15-JUN-2009 17:55

Client ID: 3SED2-A

Instrument: nt6.i

Sample Info: PB35G,3

Volume Injected (uL): 1.0

Operator: LJR/VTS

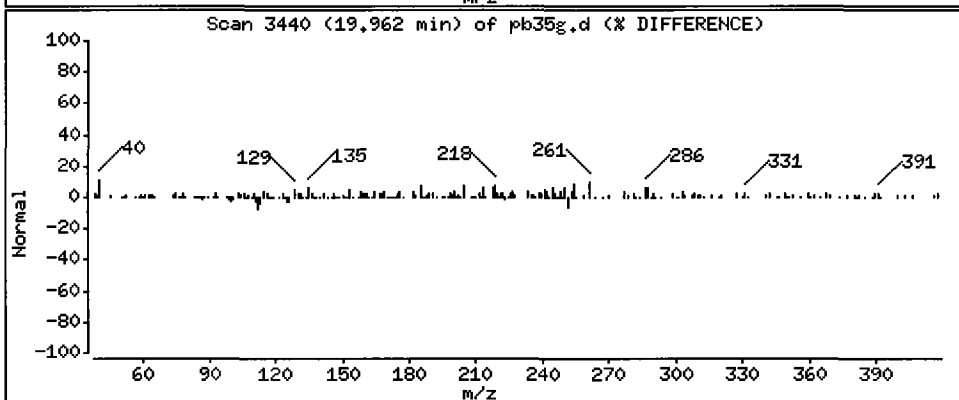
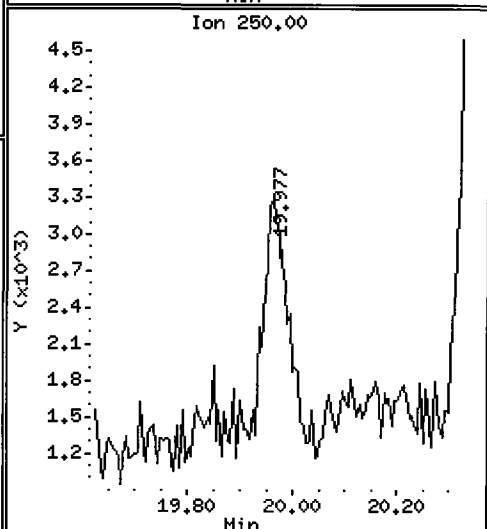
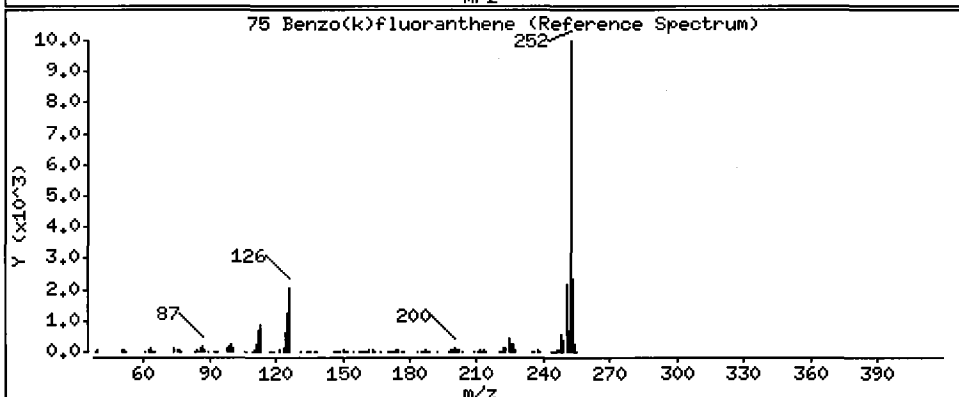
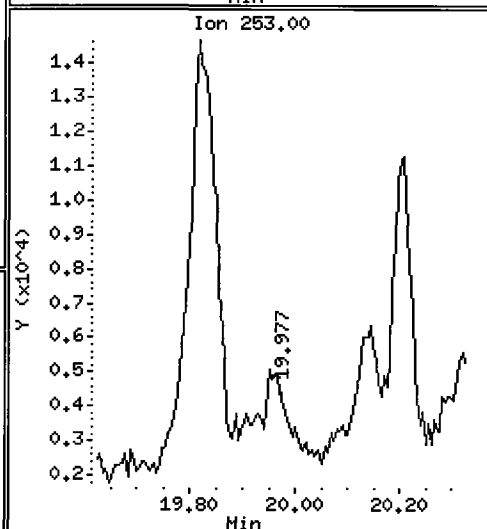
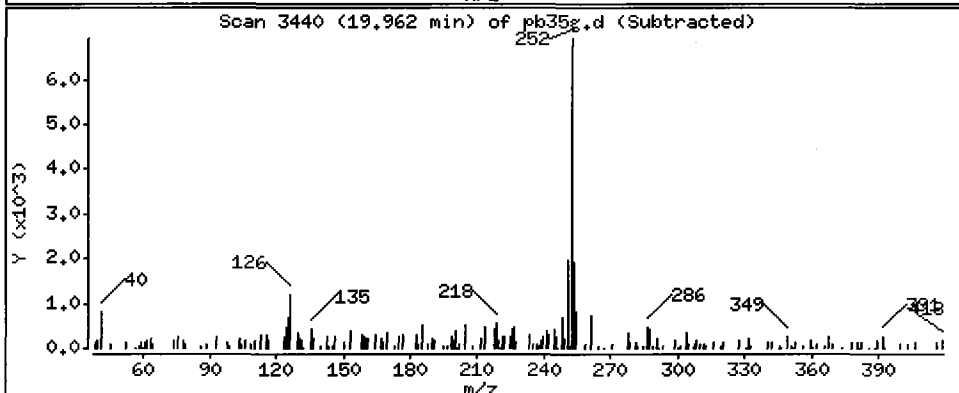
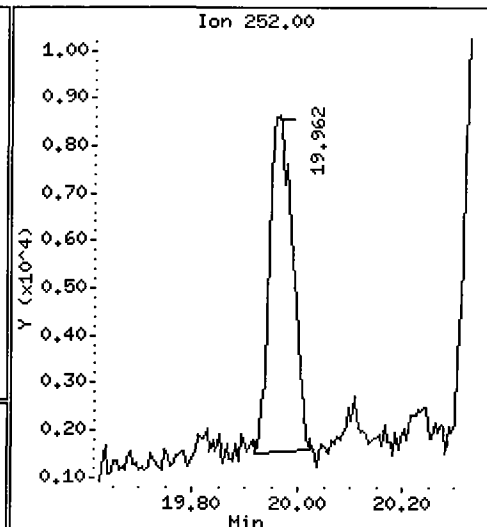
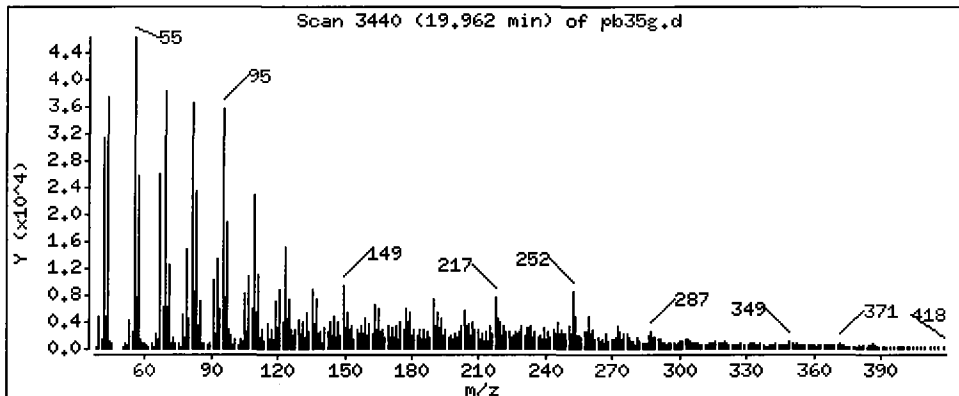
Column phase: ZB-5

Column diameter: 0.32

75 Benzo(k)fluoranthene

Concentration: 35.99 ug/kg

1/2 *cmr*



ORGANICS ANALYSIS DATA SHEET

PSDDA Semivolatiles by SW8270D GC/MS

Page 1 of 1

Sample ID: 3SED2-A
DILUTION

Lab Sample ID: PB35G

LIMS ID: 09-12723

Matrix: Sediment

Data Release Authorized: *AS*

Reported: 06/17/09

QC Report No: PB35-ENVIRONMENTAL SCIENCE CORP.

Project: JELD-WEN NORD DOOR

NA

Date Sampled: 06/03/09

Date Received: 06/03/09

Date Extracted: 06/08/09

Date Analyzed: 06/16/09 20:08

Instrument/Analyst: NT6/LJR

GPC Cleanup: Yes

Sample Amount: 25.7 g-dry-wt

Final Extract Volume: 0.5 mL

Dilution Factor: 10.0

Percent Moisture: 19.6%

CAS Number	Analyte	RL	Result
108-95-2	Phenol	190	< 190 U
541-73-1	1,3-Dichlorobenzene	190	< 190 U
106-46-7	1,4-Dichlorobenzene	190	< 190 U
100-51-6	Benzyl Alcohol	190	< 190 U
95-50-1	1,2-Dichlorobenzene	190	< 190 U
95-48-7	2-Methylphenol	190	< 190 U
106-44-5	4-Methylphenol	190	< 190 U
67-72-1	Hexachloroethane	190	< 190 U
105-67-9	2,4-Dimethylphenol	190	< 190 U
65-85-0	Benzoic Acid	1,900	< 1,900 U
120-82-1	1,2,4-Trichlorobenzene	190	< 190 U
91-20-3	Naphthalene	190	< 190 U
87-68-3	Hexachlorobutadiene	190	< 190 U
91-57-6	2-Methylnaphthalene	190	< 190 U
131-11-3	Dimethylphthalate	190	< 190 U
208-96-8	Acenaphthylene	190	< 190 U
83-32-9	Acenaphthene	190	< 190 U
132-64-9	Dibenzofuran	190	< 190 U
84-66-2	Diethylphthalate	190	< 190 U
86-73-7	Fluorene	190	< 190 U
86-30-6	N-Nitrosodiphenylamine	190	< 190 U
118-74-1	Hexachlorobenzene	190	< 190 U
87-86-5	Pentachlorophenol	970	< 970 U
85-01-8	Phenanthrene	190	< 190 U
120-12-7	Anthracene	190	< 190 U
84-74-2	Di-n-Butylphthalate	190	< 190 U
206-44-0	Fluoranthene	190	< 190 U
129-00-0	Pyrene	190	< 190 U
85-68-7	Butylbenzylphthalate	190	< 190 U
56-55-3	Benzo (a) anthracene	190	< 190 U
117-81-7	bis (2-Ethylhexyl) phthalate	190	190
218-01-9	Chrysene	190	< 190 U
117-84-0	Di-n-Octyl phthalate	190	< 190 U
205-99-2	Benzo (b) fluoranthene	190	< 190 U
207-08-9	Benzo (k) fluoranthene	190	< 190 U
50-32-8	Benzo (a) pyrene	190	< 190 U
193-39-5	Indeno (1,2,3-cd) pyrene	190	< 190 U
53-70-3	Dibenz (a,h) anthracene	190	< 190 U
191-24-2	Benzo (g,h,i) perylene	190	< 190 U
90-12-0	1-Methylnaphthalene	190	< 190 U

Reported in µg/kg (ppb)

Semivolatile Surrogate Recovery

d5-Nitrobenzene	66.4%	2-Fluorobiphenyl	58.4%
d14-p-Terphenyl	79.2%	d4-1,2-Dichlorobenzene	55.2%
d5-Phenol	54.1%	2-Fluorophenol	60.0%
2,4,6-Tribromophenol	64.5%	d4-2-Chlorophenol	56.5%

Analytical Resources, Inc.

Semivolatiles Report SW846 Method 8270D

Data file : /chem1/nt6.i/20090616.b/pb35gdl.d
 Lab Smp Id: PB35G Client Smp ID: 3SED2-A
 Inj Date : 16-JUN-2009 20:08 Inst ID: nt6.i
 Operator : LJR/VTS
 Smp Info : PB35G,10
 Misc Info : 09-12723
 Comment : 1ul Injection
 Method : /chem1/nt6.i/20090616.b/SW846.m
 Meth Date : 17-Jun-2009 11:06 jeff Quant Type: ISTD
 Cal Date : 11-JUN-2009 14:21 Cal File: 0050611a.d
 Als bottle: 16
 Dil Factor: 10.00000
 Integrator: HP RTE Compound Sublist: PSDDA.sub
 Target Version: 3.50

LTK
6/17/09

Concentration Formula: Amt * DF * Vt / (Ws * (100 - M) / 100) * CpndVariable

Name	Value	Description
DF	10.00000	Dilution Factor
Vt	500.00000	Volume of final extract (uL)
Ws	32.00000	Weight of sample extracted (g)
M	19.60000	% Moisture

Cpnd Variable

Local Compound Variable

Compounds	QUANT SIG	RT	EXP RT	REL RT	RESPONSE	CONCENTRATIONS	
						ON-COLUMN (ug/mL)	FINAL (ug/kg)
\$ 1 2-Fluorophenol	112	4.668	4.638	(0.693)	19380	2.24921	437.1
\$ 2 Phenol-d5	99	6.452	6.428	(0.958)	23486	2.02979	394.5
3 Phenol	94	Compound Not Detected.					
\$ 5 2-Chlorophenol-d4	132	6.452	6.438	(0.958)	14973	2.12360	412.7
4 Bis(2-Chloroethyl) ether	93	Compound Not Detected.					
6 2-Chlorophenol	128	Compound Not Detected.					
7 1,3-Dichlorobenzene	146	Compound Not Detected.					
* 8 1,4-Dichlorobenzene-d4	152	6.735	6.732	(1.000)	104512	20.0000	
9 1,4-Dichlorobenzene	146	Compound Not Detected.					
\$ 10 1,2-Dichlorobenzene-d4	152	7.039	7.036	(1.045)	7179	1.37947	268.1
12 1,2-Dichlorobenzene	146	Compound Not Detected.					
11 Benzyl alcohol	108	Compound Not Detected.					
14 2,2'-oxybis(1-Chloropropane)	45	Compound Not Detected.					
13 2-Methylphenol	108	Compound Not Detected.					
17 Hexachloroethane	117	Compound Not Detected.					

Compounds	QUANT SIG MASS	RT	EXP RT	REL RT	RESPONSE	CONCENTRATIONS	
						ON-COLUMN (ug/mL)	FINAL (ug/kg)
16 N-Nitroso-di-n-propylamine	70						
15 4-Methylphenol	108						
\$ 18 Nitrobenzene-d5	82	7.696	7.704	(0.874)	17225	1.65604	321.8
19 Nitrobenzene	77						
20 Isophorone	82						
21 2-Nitrophenol	139						
22 2,4-Dimethylphenol	107						
23 Bis(2-Chloroethoxy)methane	93						
24 Benzoic acid	105						
25 2,4-Dichlorophenol	162						
26 1,2,4-Trichlorobenzene	180						
* 27 Naphthalene-d8	136	8.807	8.804	(1.000)	338678	20.0000	
28 Naphthalene	128						
29 4-Chloroaniline	127						
30 Hexachlorobutadiene	225						
31 4-Chloro-3-methylphenol	107						
32 2-Methylnaphthalene	141						
33 Hexachlorocyclopentadiene	237						
34 2,4,6-Trichlorophenol	196						
35 2,4,5-Trichlorophenol	196						
\$ 36 2-Fluorobiphenyl	172	10.623	10.626	(0.913)	21548	1.45925	283.6
37 2-Chloronaphthalene	162						
38 2-Nitroaniline	65						
39 Dimethylphthalate	163						
40 Acenaphthylene	152						
41 2,6-Dinitrotoluene	165						
* 42 Acenaphthene-d10	164	11.638	11.635	(1.000)	198801	20.0000	
43 3-Nitroaniline	138						
44 Acenaphthene	153						
45 2,4-Dinitrophenol	184						
46 Dibenzofuran	168						
47 4-Nitrophenol	109						
48 2,4-Dinitrotoluene	165						
50 Diethylphthalate	149						
49 Fluorene	166						
51 4-Chlorophenyl-phenylether	204						
52 4-Nitroaniline	138						
53 4,6-Dinitro-2-methylphenol	198						
54 N-Nitrosodiphenylamine	169						
\$ 55 2,4,6-Tribromophenol	330	12.925	12.917	(1.111)	4584	2.41829	470.0
56 4-Bromophenyl-phenylether	248						
57 Hexachlorobenzene	284						
58 Pentachlorophenol	266						
* 59 Phenanthrene-d10	188	13.967	13.964	(1.000)	300665	20.0000	
60 Phenanthrene	178						
61 Anthracene	178						
62 Carbazole	167						

Compounds	QUANT SIG MASS	RT	EXP RT	REL RT	RESPONSE	CONCENTRATIONS	
						ON-COLUMN (ug/mL)	FINAL (ug/kg)
63 Di-n-butylphthalate	149				Compound Not Detected.		
64 Fluoranthene	202				Compound Not Detected.		
65 Pyrene	202				Compound Not Detected.		
\$ 66 Terphenyl-d14	244	16.616	16.613	(0.912)	25370	1.97808	384.4
67 Butylbenzylphthalate	149				Compound Not Detected.		
68 Benzo(a)anthracene	228				Compound Not Detected.		
* 69 Chrysene-d12	240	18.218	18.210	(1.000)	240129	20.0000	
70 3,3'-Dichlorobenzidine	252				Compound Not Detected.		
71 Chrysene	228				Compound Not Detected.		
72 bis(2-Ethylhexyl)phthalate	149	18.565	18.557	(0.953)	10989	1.00219	194.8
* 134 Di-n-octylphthalate-d4	153	19.489	19.486	(1.000)	353536	20.0000	
73 Di-n-octylphthalate	149				Compound Not Detected.		
74 Benzo(b)fluoranthene	252				Compound Not Detected.		
75 Benzo(k)fluoranthene	252				Compound Not Detected.		
76 Benzo(a)pyrene	252				Compound Not Detected.		
* 77 Perylene-d12	264	20.339	20.325	(1.000)	175873	20.0000	
78 Indeno(1,2,3-cd)pyrene	276				Compound Not Detected.		
79 Dibenzo(a,h)anthracene	278				Compound Not Detected.		
80 Benzo(g,h,i)perylene	276				Compound Not Detected.		
90 N-Nitrosodimethylamine	74				Compound Not Detected.		
91 Aniline	93				Compound Not Detected.		
93 Benzidine	184				Compound Not Detected.		
103 Pyridine	79				Compound Not Detected.		
105 1-methylnaphthalene	141				Compound Not Detected.		
111 Azobenzene (1,2-DP-Hydrazine)	77				Compound Not Detected.		

Analytical Resources, Inc.

INTERNAL STANDARD COMPOUNDS
 AREA AND RT SUMMARY

Instrument ID: nt6.i
 Lab File ID: pb35gdl.d
 Lab Smp Id: PB35G
 Analysis Type: SV
 Quant Type: ISTD
 Operator: LJR/VTS
 Method File: /chem1/nt6.i/20090616.b/SW846.m
 Misc Info: 09-12723

Calibration Date: 16-JUN-2009
 Calibration Time: 11:54
 Client Smp ID: 3SED2-A
 Level: LOW
 Sample Type: Sediment

Test Mode:
 Use Initial Calibration Level 4.

COMPOUND	STANDARD	AREA LIMIT		SAMPLE	%DIFF
		LOWER	UPPER		
8 1,4-Dichlorobenze	112389	56194	224778	104512	-7.01
27 Naphthalene-d8	384492	192246	768984	338678	-11.92
42 Acenaphthene-d10	217478	108739	434956	198801	-8.59
59 Phenanthrene-d10	336594	168297	673188	300665	-10.67
69 Chrysene-d12	247160	123580	494320	240129	-2.84
134 Di-n-octylphthala	347036	173518	694072	353536	1.87
77 Perylene-d12	232938	116469	465876	175873	-24.50

COMPOUND	STANDARD	RT LIMIT		SAMPLE	%DIFF
		LOWER	UPPER		
8 1,4-Dichlorobenze	6.73	6.23	7.23	6.73	0.04
27 Naphthalene-d8	8.80	8.30	9.30	8.81	0.03
42 Acenaphthene-d10	11.64	11.14	12.14	11.64	0.03
59 Phenanthrene-d10	13.96	13.46	14.46	13.97	0.02
69 Chrysene-d12	18.21	17.71	18.71	18.22	0.05
134 Di-n-octylphthala	19.49	18.99	19.99	19.49	0.02
77 Perylene-d12	20.32	19.82	20.82	20.34	0.07

AREA UPPER LIMIT = +100% of internal standard area.
 AREA LOWER LIMIT = - 50% of internal standard area.
 RT UPPER LIMIT = + 0.50 minutes of internal standard RT.
 RT LOWER LIMIT = - 0.50 minutes of internal standard RT.

Analytical Resources, Inc.

RECOVERY REPORT

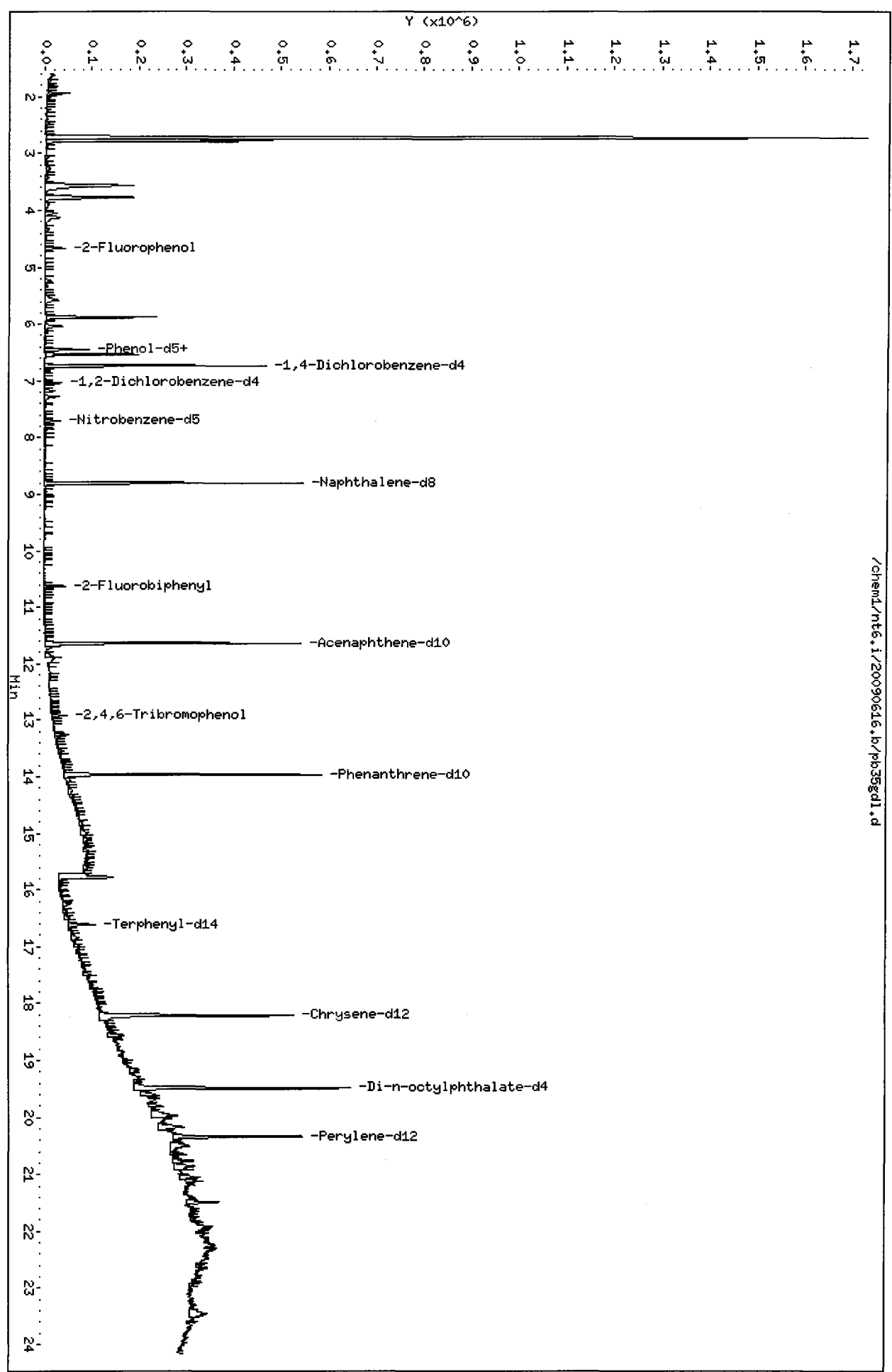
Client Name: ESC Client SDG: PB35
 Sample Matrix: SOLID Fraction: SV
 Lab Smp Id: PB35G Client Smp ID: 3SED2-A
 Level: LOW Operator: LJR/VTS
 Data Type: MS DATA SampleType: SAMPLE
 SpikeList File: PSDDALCS.spk Quant Type: ISTD
 Sublist File: PSDDA.sub
 Method File: /chem1/nt6.i/20090616.b/SW846.m
 Misc Info: 09-12723

SURROGATE COMPOUND	CONC ADDED ug/kg	CONC RECOVERED ug/kg	% RECOVERED	LIMITS
\$ 1 2-Fluorophenol	728.8	437.1	59.98	21-100
\$ 2 Phenol-d5	728.8	394.5	54.13	10-100
\$ 5 2-Chlorophenol-d4	728.8	412.7	56.63	30-100
\$ 10 1,2-Dichlorobenzen	485.9	268.1	55.18	24-100
\$ 18 Nitrobenzene-d5	485.9	321.8	66.24	26-100
\$ 36 2-Fluorobiphenyl	485.9	283.6	58.37	32-100
\$ 55 2,4,6-Tribromophen	728.8	470.0	64.49	33-118
\$ 66 Terphenyl-d14	485.9	384.4	79.12	21-97

Data File: /chem1/nt6.i/20090616.b/pb35gd1.d
Date: 16-JUN-2009 20:08
Client ID: 3SED2-4
Sample Info: PB35G_10
Volume Injected (ul): 1.0
Column phase: ZB-5

Instrument: nt6.i
Operator: LJR/VTS
Column diameter: 0.32

/chem1/nt6.i/20090616.b/pb35gd1.d



Date : 16-JUN-2009 20:08

Client ID: 3SED2-A

Instrument: nt6.i

Sample Info: PB35G.10

Volume Injected (uL): 1.0

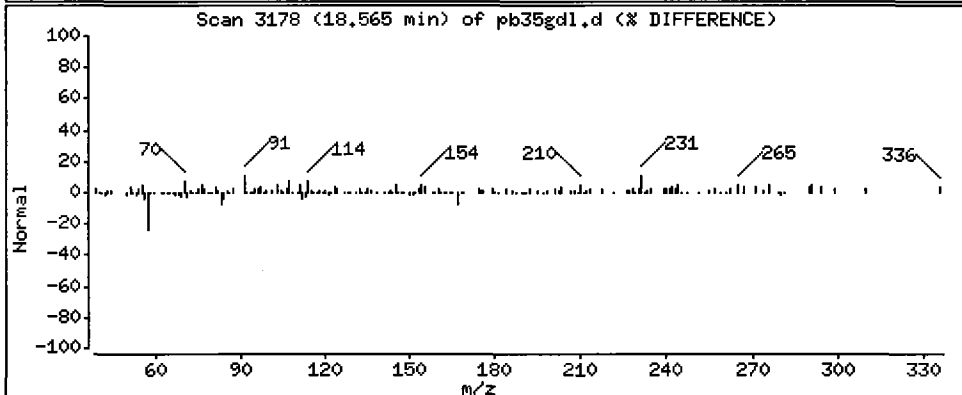
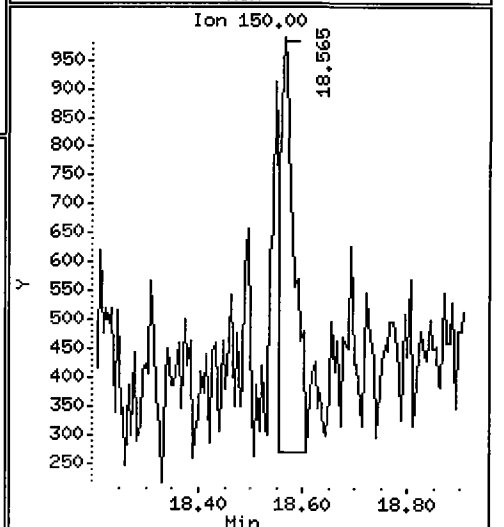
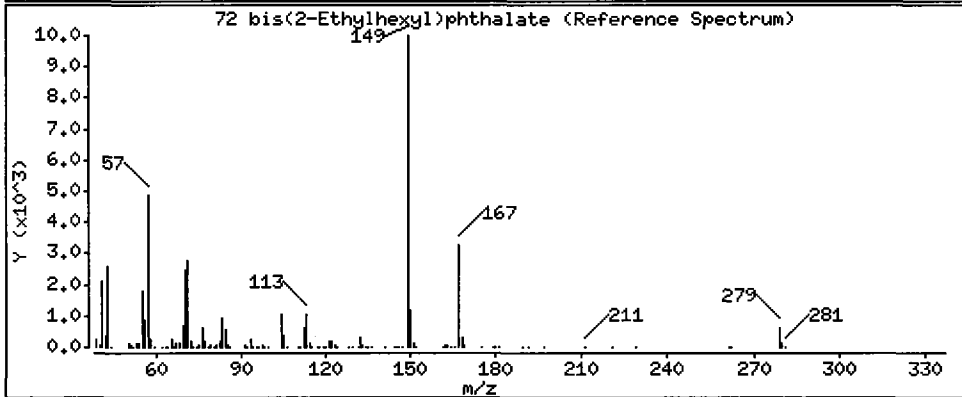
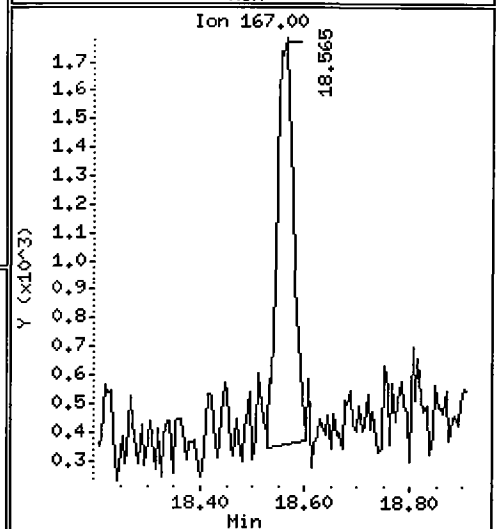
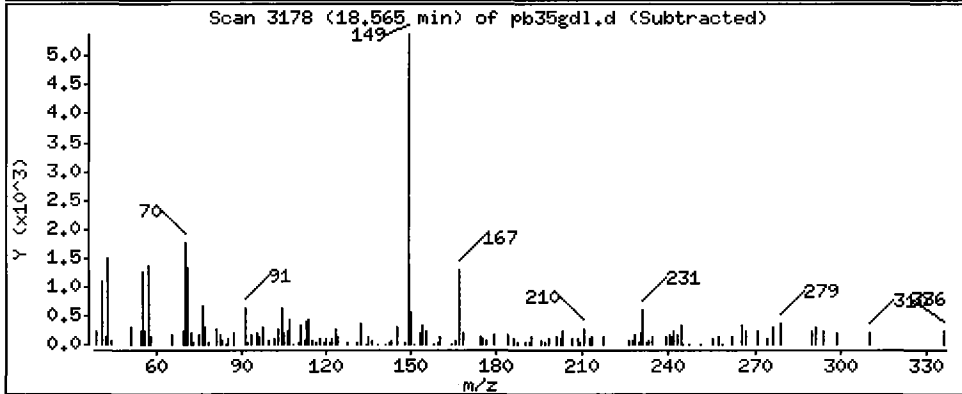
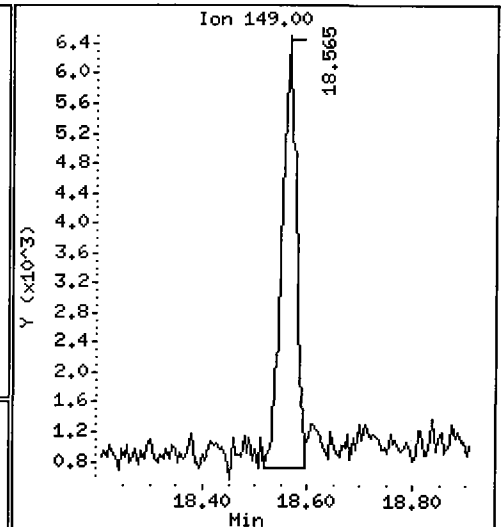
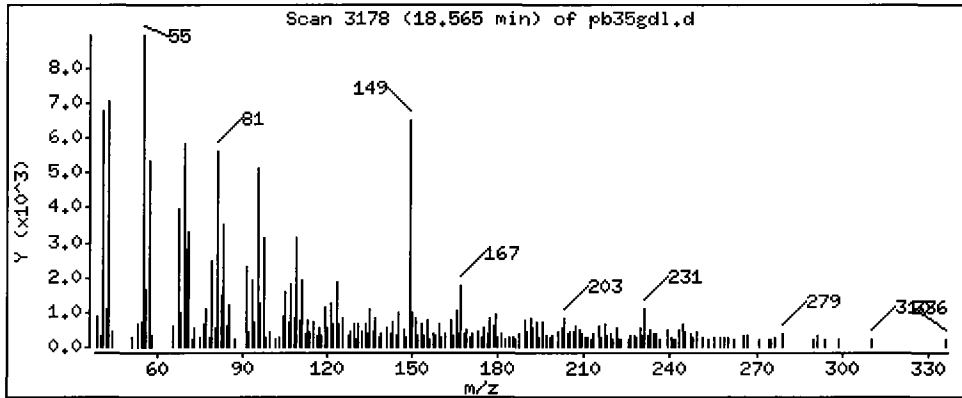
Operator: LJR/VTS

Column phase: ZB-5

Column diameter: 0.32

72 bis(2-Ethylhexyl)phthalate

Concentration: 194.8 ug/kg



ORGANICS ANALYSIS DATA SHEET

PSDDA Semivolatiles by SW8270D GC/MS

Page 1 of 1

Sample ID: 3SED2-B

SAMPLE

Lab Sample ID: PB35I

LIMS ID: 09-12725

Matrix: Sediment

Data Release Authorized:

Reported: 06/17/09

QC Report No: PB35-ENVIRONMENTAL SCIENCE CORP.

Project: JELD-WEN NORD DOOR

NA

Date Sampled: 06/03/09

Date Received: 06/03/09

Date Extracted: 06/08/09

Date Analyzed: 06/15/09 18:27

Instrument/Analyst: NT6/LJR

GPC Cleanup: Yes

Sample Amount: 26.0 g-dry-wt

Final Extract Volume: 0.5 mL

Dilution Factor: 3.00

Percent Moisture: 32.8%

CAS Number	Analyte	RL	Result
108-95-2	Phenol	58	< 58 U
541-73-1	1,3-Dichlorobenzene	58	< 58 U
106-46-7	1,4-Dichlorobenzene	58	< 58 U
100-51-6	Benzyl Alcohol	58	< 58 U
95-50-1	1,2-Dichlorobenzene	58	< 58 U
95-48-7	2-Methylphenol	58	< 58 U
106-44-5	4-Methylphenol	58	< 58 U
67-72-1	Hexachloroethane	58	< 58 U
105-67-9	2,4-Dimethylphenol	58	< 58 U
65-85-0	Benzoic Acid	580	< 580 U
120-82-1	1,2,4-Trichlorobenzene	58	< 58 U
91-20-3	Naphthalene	58	< 58 U
87-68-3	Hexachlorobutadiene	58	< 58 U
91-57-6	2-Methylnaphthalene	58	< 58 U
131-11-3	Dimethylphthalate	58	< 58 U
208-96-8	Acenaphthylene	58	< 58 U
83-32-9	Acenaphthene	58	< 58 U
132-64-9	Dibenzofuran	58	< 58 U
84-66-2	Diethylphthalate	58	< 58 U
86-73-7	Fluorene	58	< 58 U
86-30-6	N-Nitrosodiphenylamine	58	< 58 U
118-74-1	Hexachlorobenzene	58	< 58 U
87-86-5	Pentachlorophenol	290	< 290 U
85-01-8	Phenanthrene	58	100
120-12-7	Anthracene	58	200
84-74-2	Di-n-Butylphthalate	58	< 58 U
206-44-0	Fluoranthene	58	140
129-00-0	Pyrene	58	95
85-68-7	Butylbenzylphthalate	58	< 58 U
56-55-3	Benzo (a) anthracene	58	58
117-81-7	bis (2-Ethylhexyl) phthalate	58	100
218-01-9	Chrysene	58	98
117-84-0	Di-n-Octyl phthalate	58	< 58 U
205-99-2	Benzo (b) fluoranthene	58	66
207-08-9	Benzo (k) fluoranthene	58	66
50-32-8	Benzo (a) pyrene	58	76
193-39-5	Indeno (1,2,3-cd) pyrene	58	43 J
53-70-3	Dibenz (a, h) anthracene	58	< 58 U
191-24-2	Benzo (g, h, i) perylene	58	52 J
90-12-0	1-Methylnaphthalene	58	< 58 U

Reported in µg/kg (ppb)

Semivolatile Surrogate Recovery

d5-Nitrobenzene	62.4%	2-Fluorobiphenyl	70.6%
d14-p-Terphenyl	55.1%	d4-1,2-Dichlorobenzene	55.1%
d5-Phenol	65.7%	2-Fluorophenol	62.3%
2,4,6-Tribromophenol	69.8%	d4-2-Chlorophenol	62.2%

Analytical Resources, Inc.

Semivolatiles Report SW846 Method 8270D

Data file : /chem1/nt6.i/20090615.b/pb35i.d
 Lab Smp Id: PB35I Client Smp ID: 3SED2-B
 Inj Date : 15-JUN-2009 18:27 Inst ID: nt6.i
 Operator : LJR/VTS
 Smp Info : PB35I,3
 Misc Info : 09-12725
 Comment : 1ul Injection
 Method : /chem1/nt6.i/20090615.b/SW846.m
 Meth Date : 16-Jun-2009 10:41 jeff Quant Type: ISTD
 Cal Date : 11-JUN-2009 14:21 Cal File: 0050611a.d
 Als bottle: 8
 Dil Factor: 3.00000
 Integrator: HP RTE Compound Sublist: PSSDA.sub
 Target Version: 3.50

LJR
6/16/09

Concentration Formula: Amt * DF * Vt / (Ws * (100 - M) / 100) * CpndVariable

Name	Value	Description
DF	3.00000	Dilution Factor
Vt	500.00000	Volume of final extract (uL)
Ws	38.70000	Weight of sample extracted (g)
M	32.80000	% Moisture

Cpnd Variable

Local Compound Variable

Compounds	QUANT SIG	RT	EXP RT	REL RT	RESPONSE	CONCENTRATIONS	
						ON-COLUMN (ug/mL)	FINAL (ug/kg)
\$ 1 2-Fluorophenol	112	4.809	4.782	(0.702)	66419	7.79363	449.5
\$ 2 Phenol-d5	99	6.572	6.534	(0.959)	93987	8.21260	473.7
3 Phenol	94	Compound Not Detected.					
\$ 5 2-Chlorophenol-d4	132	6.567	6.555	(0.958)	54206	7.77291	448.3
4 Bis(2-Chloroethyl)ether	93	Compound Not Detected.					
6 2-Chlorophenol	128	Compound Not Detected.					
7 1,3-Dichlorobenzene	146	Compound Not Detected.					
* 8 1,4-Dichlorobenzene-d4	152	6.855	6.849	(1.000)	103370	20.0000	
9 1,4-Dichlorobenzene	146	Compound Not Detected.					
\$ 10 1,2-Dichlorobenzene-d4	152	7.154	7.148	(1.044)	23625	4.58976	264.7
12 1,2-Dichlorobenzene	146	Compound Not Detected.					
11 Benzyl alcohol	108	Compound Not Detected.					
14 2,2'-oxybis(1-Chloropropane)	45	Compound Not Detected.					
13 2-Methylphenol	108	Compound Not Detected.					
17 Hexachloroethane	117	Compound Not Detected.					

Compounds	QUANT SIG MASS	RT	EXP RT	REL RT	RESPONSE	CONCENTRATIONS	
						ON-COLUMN (ug/mL)	FINAL (ug/kg)
16 N-Nitroso-di-n-propylamine	70						
15 4-Methylphenol	108						
\$ 18 Nitrobenzene-d5	82	7.811	7.810	(0.876)	56728	5.19705	299.8
19 Nitrobenzene	77						
20 Isophorone	82						
21 2-Nitrophenol	139						
22 2,4-Dimethylphenol	107						
23 Bis(2-Chloroethoxy)methane	93						
24 Benzoic acid	105						
25 2,4-Dichlorophenol	162						
26 1,2,4-Trichlorobenzene	180						
* 27 Naphthalene-d8	136	8.917	8.916	(1.000)	355417	20.0000	
28 Naphthalene	128						
29 4-Chloroaniline	127						
30 Hexachlorobutadiene	225						
31 4-Chloro-3-methylphenol	107						
32 2-Methylnaphthalene	141						
33 Hexachlorocyclopentadiene	237						
34 2,4,6-Trichlorophenol	196						
35 2,4,5-Trichlorophenol	196						
\$ 36 2-Fluorobiphenyl	172	10.733	10.732	(0.914)	82041	5.88262	339.3
37 2-Chloronaphthalene	162						
38 2-Nitroaniline	65						
39 Dimethylphthalate	163						
40 Acenaphthylene	152						
41 2,6-Dinitrotoluene	165						
* 42 Acenaphthene-d10	164	11.748	11.747	(1.000)	187759	20.0000	
43 3-Nitroaniline	138						
44 Acenaphthene	153						
45 2,4-Dinitrophenol	184						
46 Dibenzofuran	168						
47 4-Nitrophenol	109						
48 2,4-Dinitrotoluene	165						
50 Diethylphthalate	149						
49 Fluorene	166						
51 4-Chlorophenyl-phenylether	204						
52 4-Nitroaniline	138						
53 4,6-Dinitro-2-methylphenol	198						
54 N-Nitrosodiphenylamine	169						
\$ 55 2,4,6-Tribromophenol	330	13.035	13.034	(1.110)	15608	8.71822	502.9
56 4-Bromophenyl-phenylether	248						
57 Hexachlorobenzene	284						
58 Pentachlorophenol	266						
* 59 Phenanthrene-d10	188	14.087	14.081	(1.000)	275848	20.0000	
60 Phenanthrene	178	14.119	14.118	(1.002)	30927	1.76638	101.9
61 Anthracene	178	14.188	14.188	(1.007)	61837	3.48372	200.9
62 Carbazole	167	14.504	14.503	(1.030)	18307	1.25507	72.39
63 Di-n-butylphthalate	149						

Compounds	QUANT SIG				RESPONSE	CONCENTRATIONS	
	MASS	RT	EXP RT	REL RT		ON-COLUMN (ug/mL)	FINAL (ug/kg)
64 Fluoranthene	202	16.026	16.025	(1.138)	41887	2.34328	135.2
65 Pyrene	202	16.368	16.361	(0.892)	47835	1.64236	94.73
\$ 66 Terphenyl-d14	244	16.736	16.730	(0.912)	86247	4.59297	264.9
67 Butylbenzylphthalate	149	Compound Not Detected.					
68 Benzo(a)anthracene	228	18.317	18.311	(0.999)	25958	1.00036	57.70
* 69 Chrysene-d12	240	18.344	18.338	(1.000)	351575	20.0000	
70 3,3'-Dichlorobenzidine	252	Compound Not Detected.					
71 Chrysene	228	18.376	18.375	(1.002)	42051	1.69246	97.62
72 bis(2-Ethylhexyl)phthalate	149	18.680	18.674	(0.953)	29844	1.78857	103.2
* 134 Di-n-octylphthalate-d4	153	19.610	19.603	(1.000)	537995	20.0000	
73 Di-n-octylphthalate	149	Compound Not Detected.					
74 Benzo(b)fluoranthene	252	19.957	19.945	(0.975)	76412	2.33753	134.8 1.153
75 Benzo(k)fluoranthene	252	19.957	19.977	(0.975)	76408	2.27570	131.3 1.153
76 Benzo(a)pyrene	252	20.389	20.378	(0.996)	38952	1.31633	75.92
* 77 Perylene-d12	264	20.475	20.453	(1.000)	451099	20.0000	
78 Indeno(1,2,3-cd)pyrene	276	21.815	21.799	(1.065)	29666	0.75204	LDL 43.38
79 Dibenzo(a,h)anthracene	278	Compound Not Detected.					
80 Benzo(g,h,i)perylene	276	22.104	22.087	(1.080)	31375	0.91007	↓ 52.49
90 N-Nitrosodimethylamine	74	Compound Not Detected.					
91 Aniline	93	Compound Not Detected.					
93 Benzidine	184	Compound Not Detected.					
103 Pyridine	79	Compound Not Detected.					
105 1-methylnaphthalene	141	Compound Not Detected.					
111 Azobenzene (1,2-DP-Hydrazine)	77	Compound Not Detected.					

Analytical Resources, Inc.

INTERNAL STANDARD COMPOUNDS
 AREA AND RT SUMMARY

Instrument ID: nt6.i
 Lab File ID: pb35i.d
 Lab Smp Id: PB35I
 Analysis Type: SV
 Quant Type: ISTD
 Operator: LJR/VTS
 Method File: /chem1/nt6.i/20090615.b/SW846.m
 Misc Info: 09-12725

Calibration Date: 15-JUN-2009
 Calibration Time: 14:39
 Client Smp ID: 3SED2-B
 Level: LOW
 Sample Type: Sediment

Test Mode:
 Use Initial Calibration Level 4.

COMPOUND	STANDARD	AREA LIMIT		SAMPLE	%DIFF
		LOWER	UPPER		
8 1,4-Dichlorobenze	112389	56194	224778	103370	-8.02
27 Naphthalene-d8	384492	192246	768984	355417	-7.56
42 Acenaphthene-d10	217478	108739	434956	187759	-13.67
59 Phenanthrene-d10	336594	168297	673188	275848	-18.05
69 Chrysene-d12	247160	123580	494320	351575	42.25
134 Di-n-octylphthala	347036	173518	694072	537995	55.03
77 Perylene-d12	232938	116469	465876	451099	93.66

COMPOUND	STANDARD	RT LIMIT		SAMPLE	%DIFF
		LOWER	UPPER		
8 1,4-Dichlorobenze	6.85	6.35	7.35	6.86	0.09
27 Naphthalene-d8	8.92	8.42	9.42	8.92	0.01
42 Acenaphthene-d10	11.75	11.25	12.25	11.75	0.01
59 Phenanthrene-d10	14.08	13.58	14.58	14.09	0.04
69 Chrysene-d12	18.34	17.84	18.84	18.34	0.03
134 Di-n-octylphthala	19.60	19.10	20.10	19.61	0.03
77 Perylene-d12	20.45	19.95	20.95	20.47	0.11

AREA UPPER LIMIT = +100% of internal standard area.
 AREA LOWER LIMIT = - 50% of internal standard area.
 RT UPPER LIMIT = + 0.50 minutes of internal standard RT.
 RT LOWER LIMIT = - 0.50 minutes of internal standard RT.

Analytical Resources, Inc.

RECOVERY REPORT

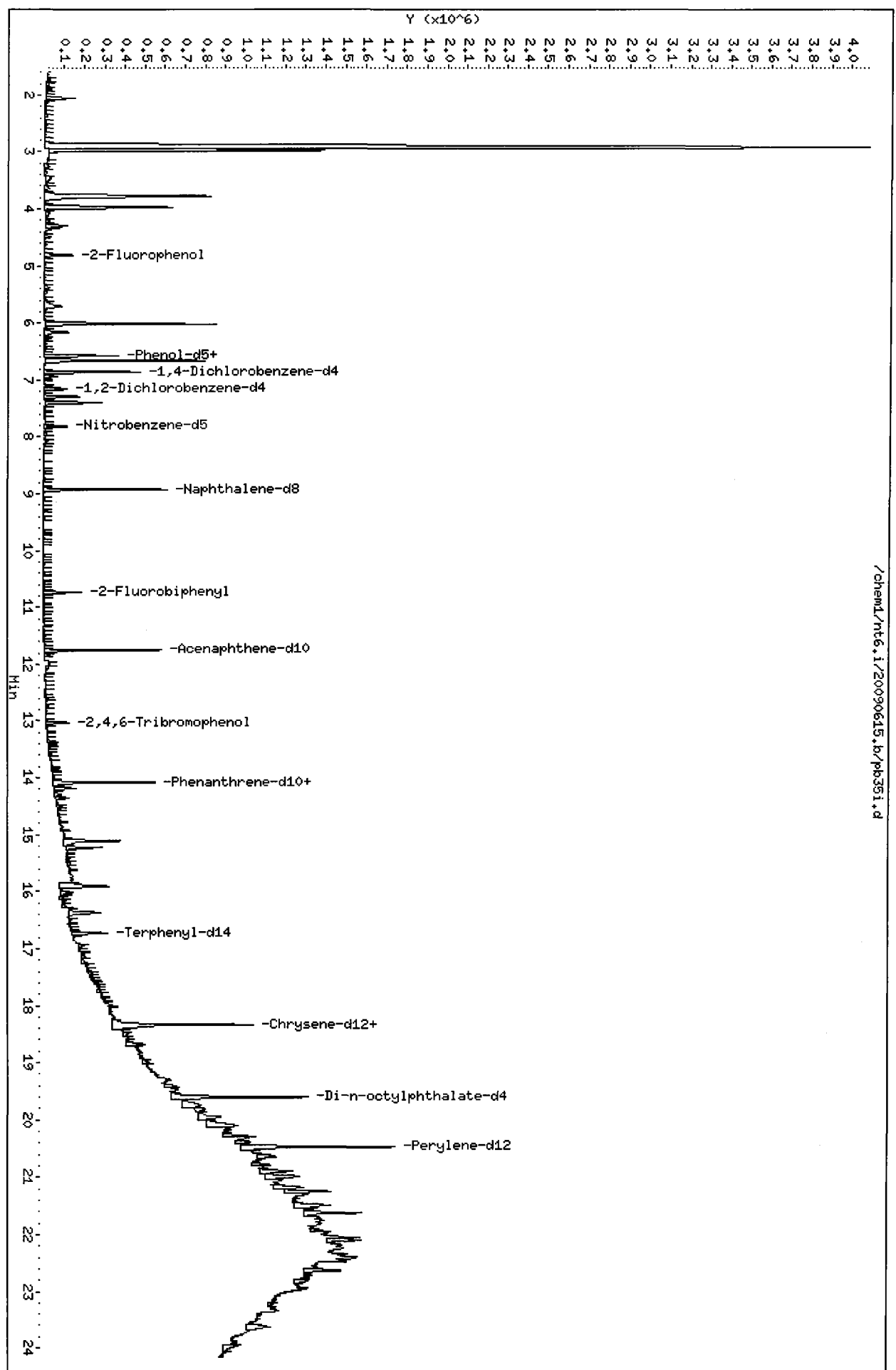
Client Name: ESC Client SDG: PB35
 Sample Matrix: SOLID Fraction: SV
 Lab Smp Id: PB35I Client Smp ID: 3SED2-B
 Level: LOW Operator: LJR/VTS
 Data Type: MS DATA SampleType: SAMPLE
 SpikeList File: PSDDALCS.spk Quant Type: ISTD
 Sublist File: PSDDA.sub
 Method File: /chem1/nt6.i/20090615.b/SW846.m
 Misc Info: 09-12725

SURROGATE COMPOUND	CONC ADDED ug/kg	CONC RECOVERED ug/kg	% RECOVERED	LIMITS
\$ 1 2-Fluorophenol	721.0	449.5	62.35	21-100
\$ 2 Phenol-d5	721.0	473.7	65.70	10-100
\$ 5 2-Chlorophenol-d4	721.0	448.3	62.18	30-100
\$ 10 1,2-Dichlorobenzen	480.7	264.7	55.08	24-100
\$ 18 Nitrobenzene-d5	480.7	299.8	62.36	26-100
\$ 36 2-Fluorobiphenyl	480.7	339.3	70.59	32-100
\$ 55 2,4,6-Tribromophen	721.0	502.9	69.75	33-118
\$ 66 Terphenyl-d14	480.7	264.9	55.12	21-97

Data File: /chem1/nt6.i/20090615.b/pb351.d
Date: 15-JUN-2009 18:27
Client ID: 3SED2-B
Sample Info: PB351,3
Volume Injected (uL): 1.0
Column Phase: ZB-5

Instrument: nt6.i
Operator: LJR/VTS
Column diameter: 0.32

/chem1/nt6.i/20090615.b/pb351.d



Date : 15-JUN-2009 18:27

Client ID: 3SED2-B

Instrument: nt6.i

Sample Info: PB35I,3

Volume Injected (uL): 1.0

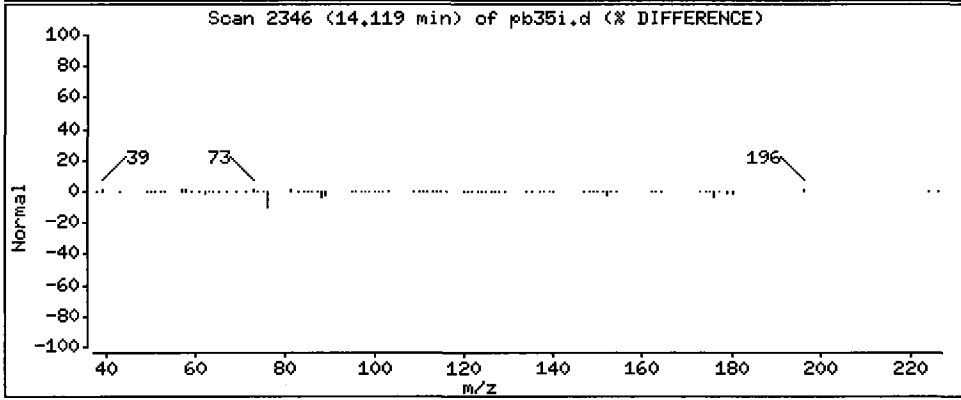
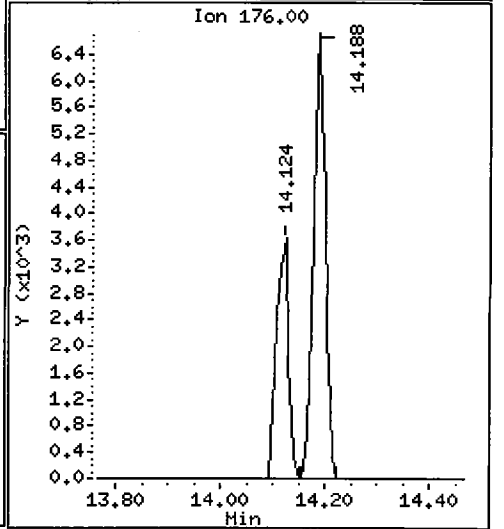
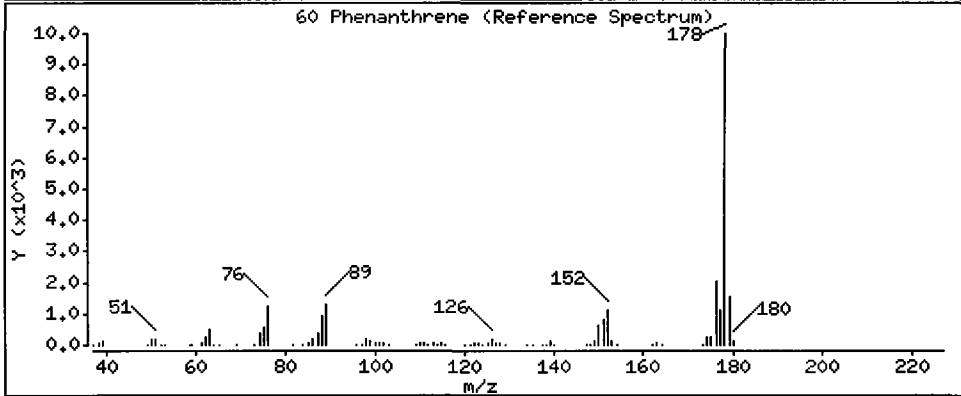
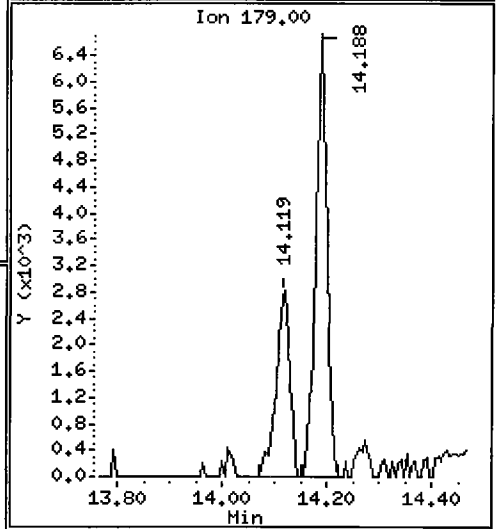
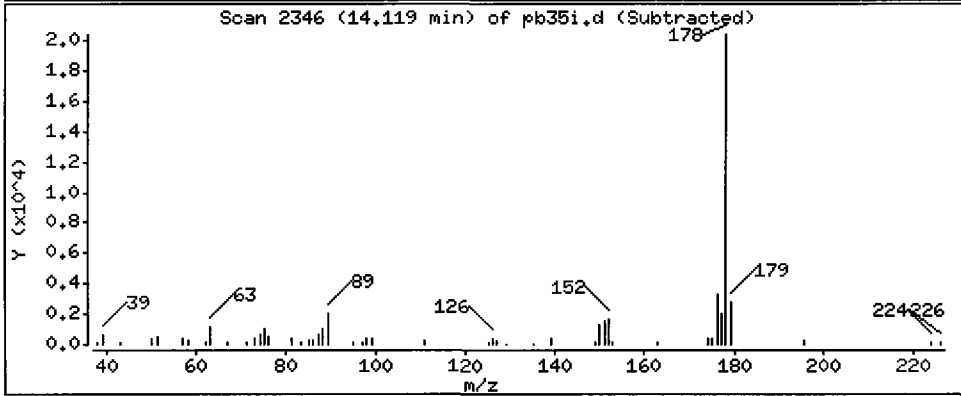
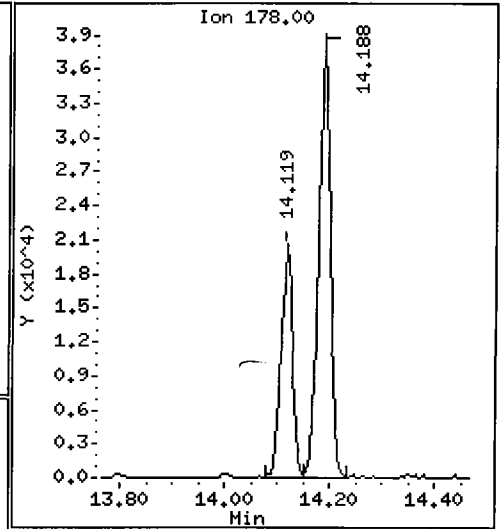
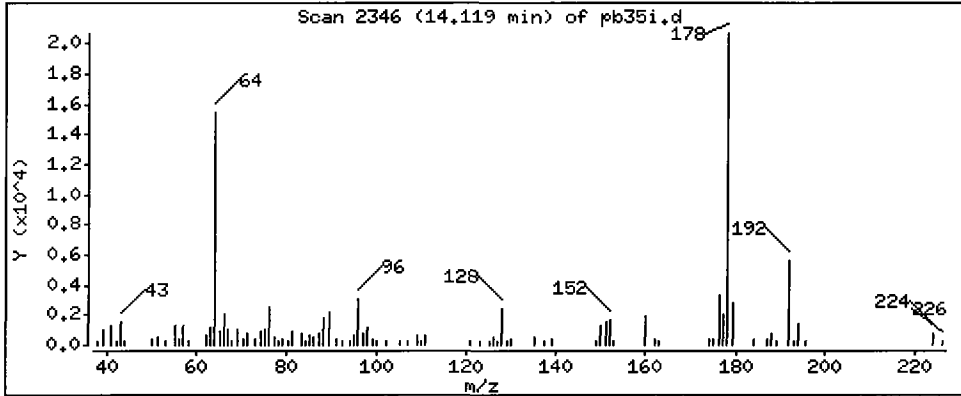
Operator: LJR/VTS

Column phase: ZB-5

Column diameter: 0.32

60 Phenanthrene

Concentration: 101.9 ug/kg



Date : 15-JUN-2009 18:27

Client ID: 3SED2-B

Instrument: nt6.i

Sample Info: PB35I.3

Volume Injected (uL): 1.0

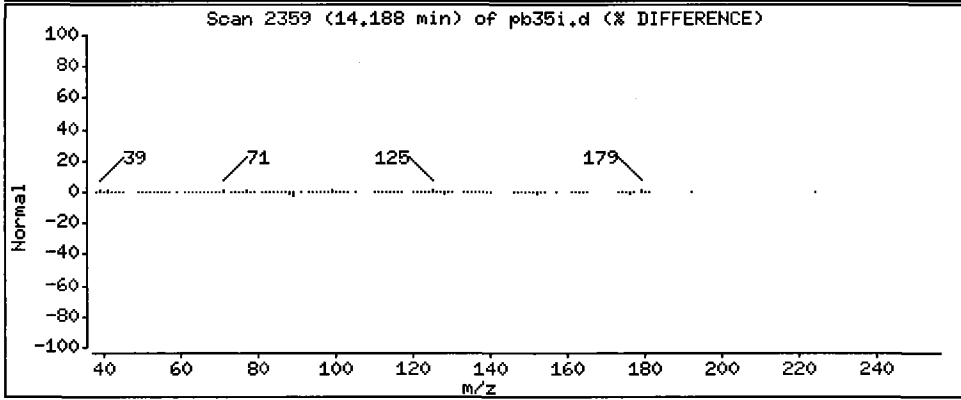
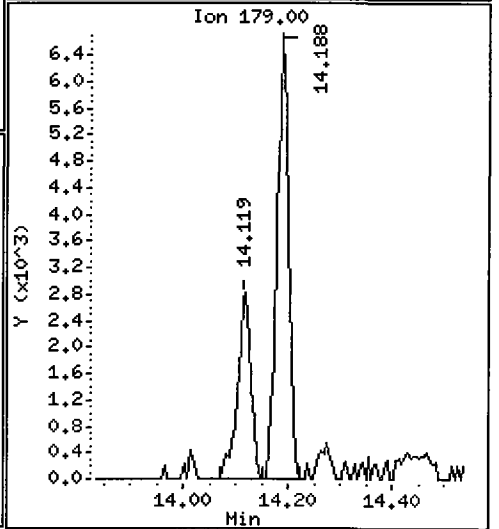
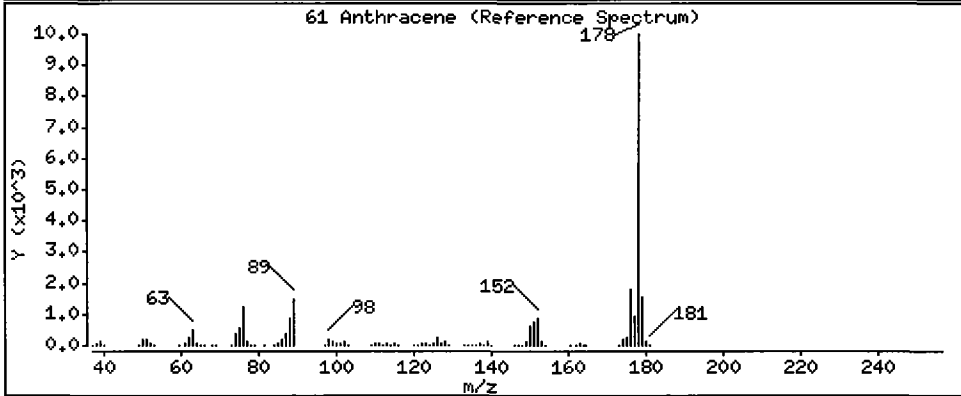
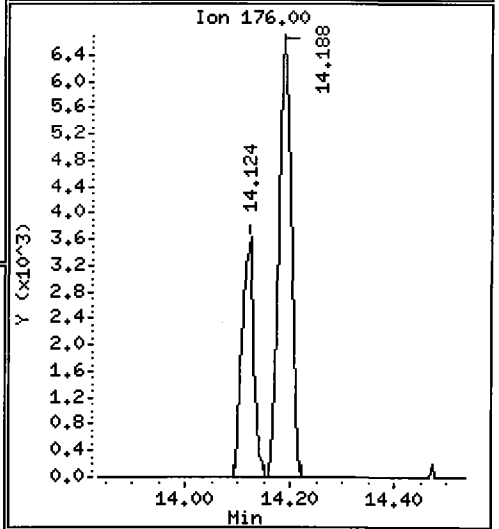
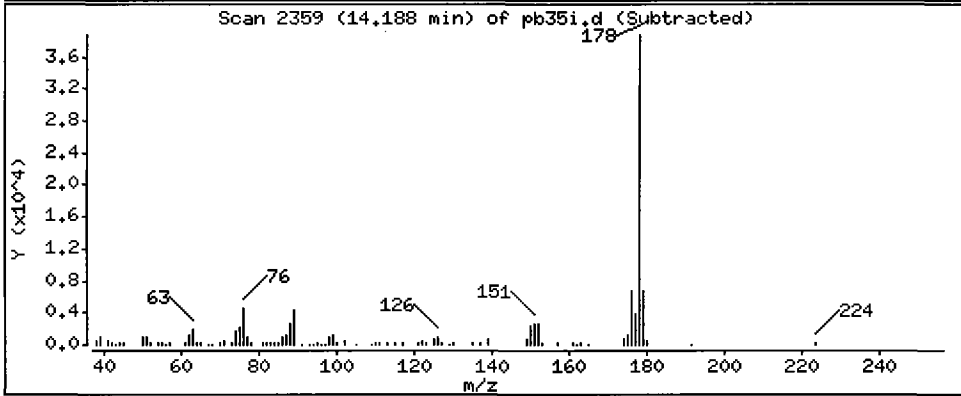
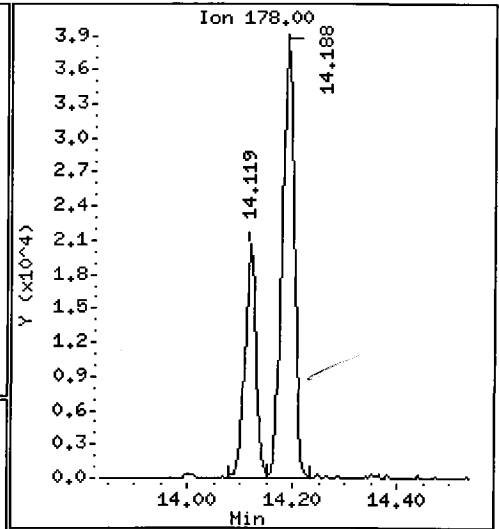
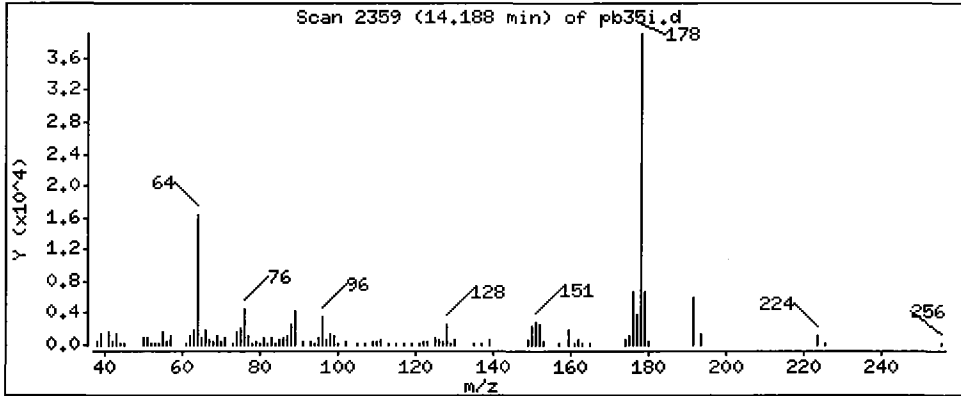
Operator: LJR/VTS

Column phase: ZB-5

Column diameter: 0.32

61 Anthracene

Concentration: 200.9 ug/kg



Date : 15-JUN-2009 18:27

Client ID: 3SED2-B

Instrument: nt6.i

Sample Info: PB35I.3

Volume Injected (uL): 1.0

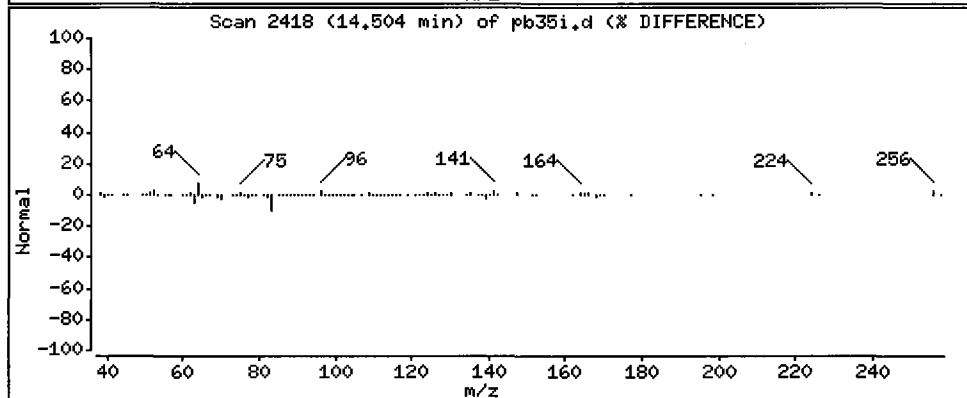
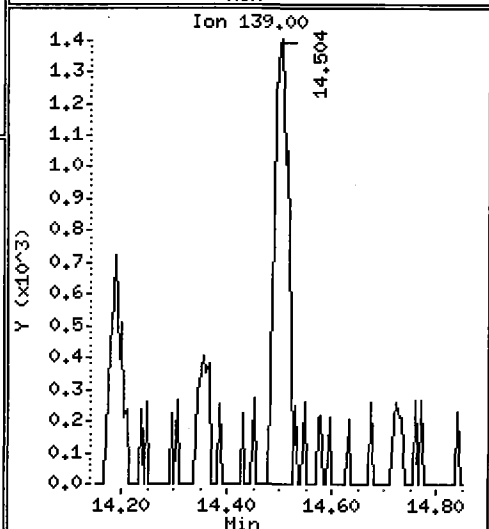
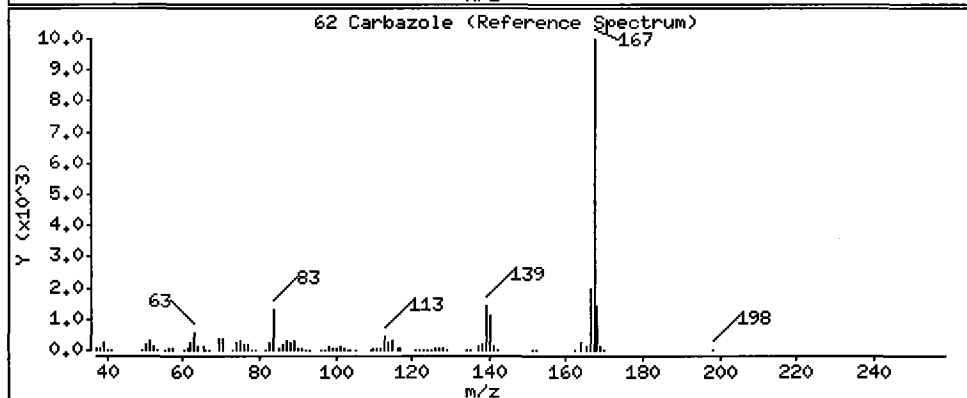
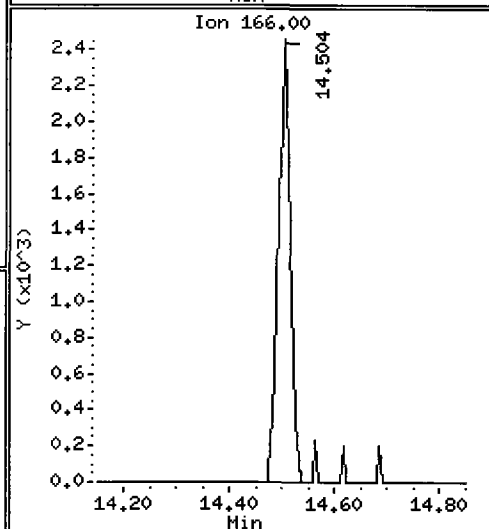
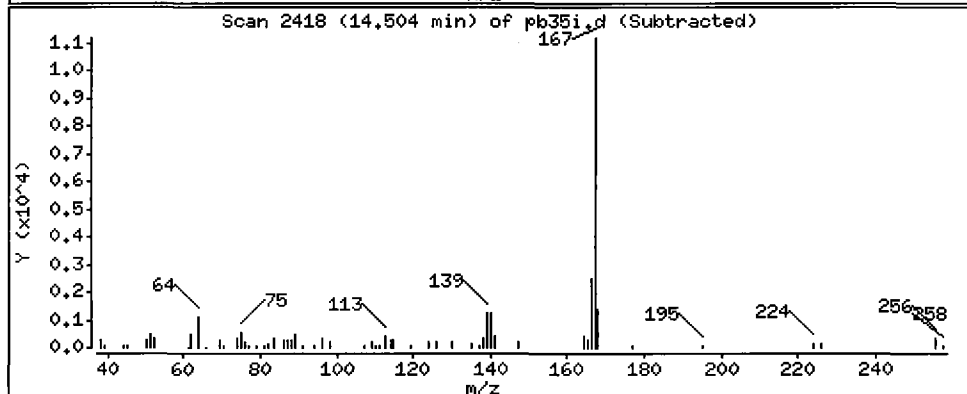
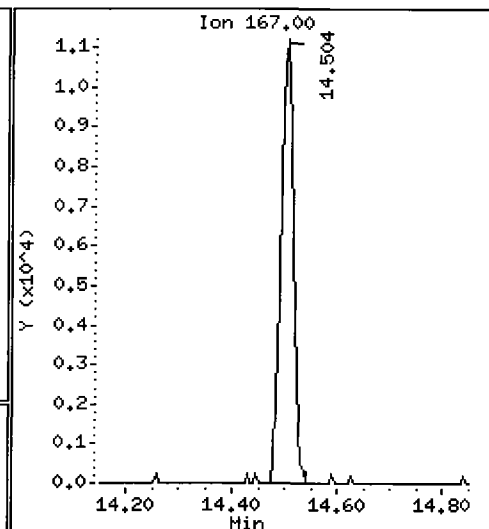
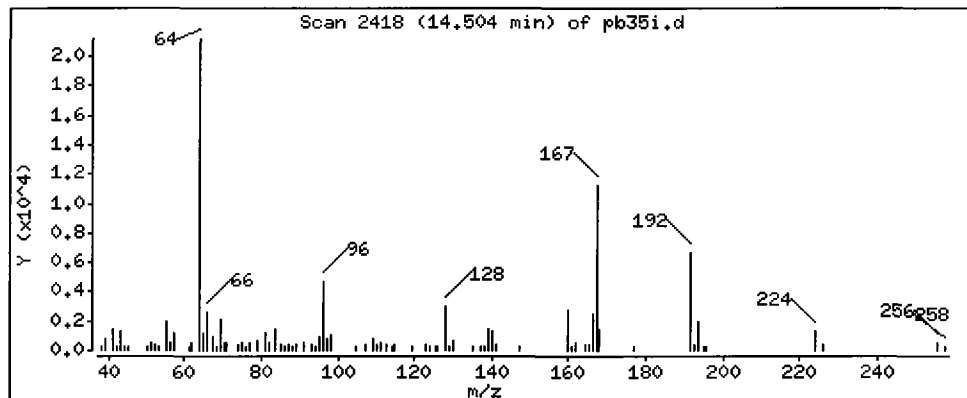
Operator: LJR/VTS

Column phase: ZB-5

Column diameter: 0.32

62 Carbazole

Concentration: 72.39 ug/kg



Date : 15-JUN-2009 18:27

Client ID: 3SED2-B

Instrument: nt6.i

Sample Info: PB35I,3

Volume Injected (uL): 1.0

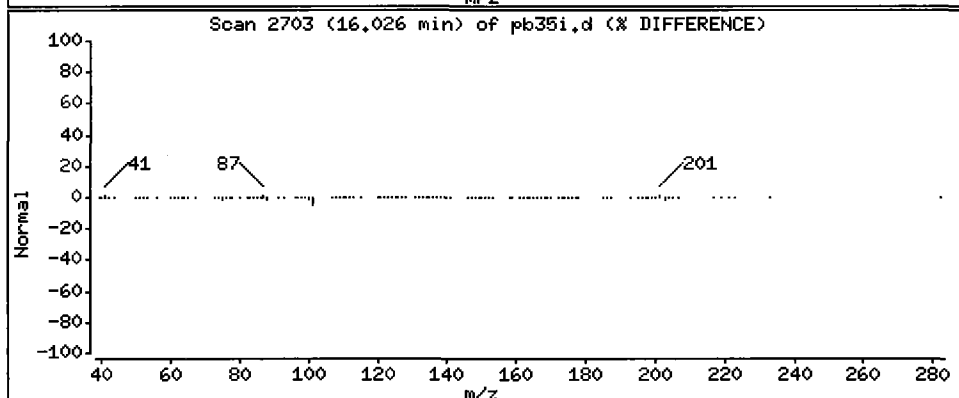
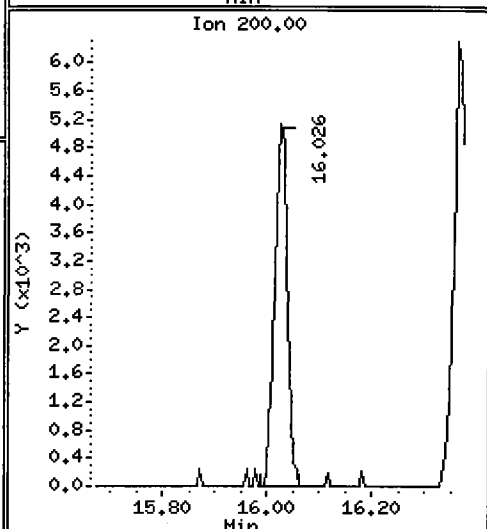
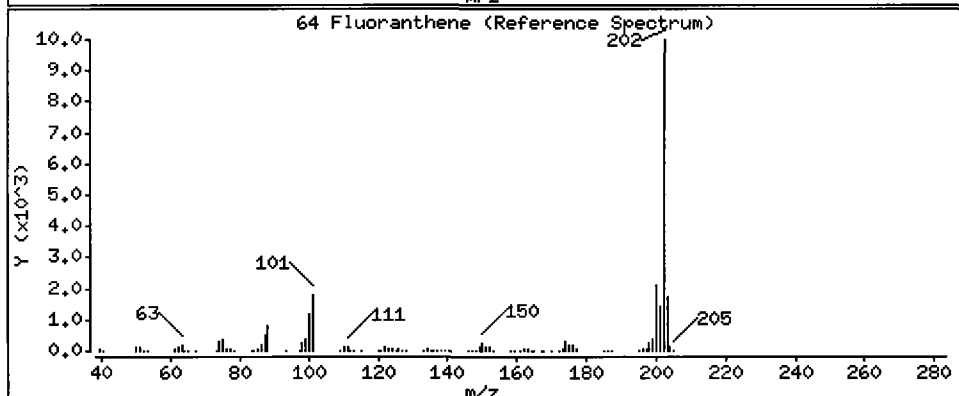
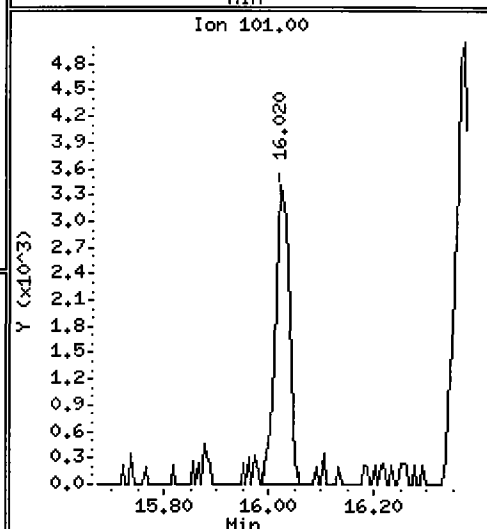
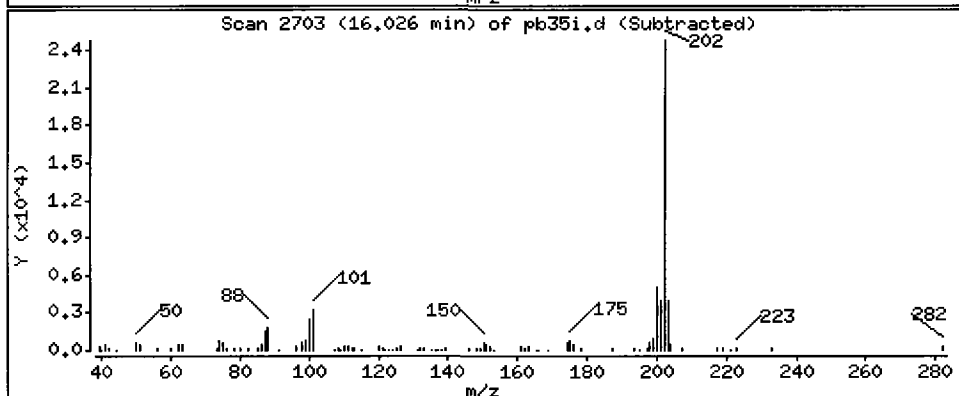
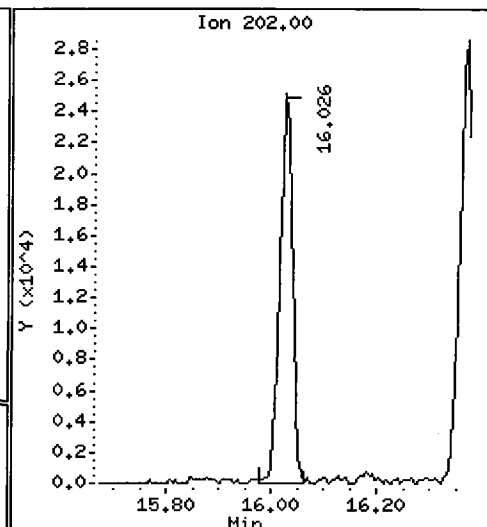
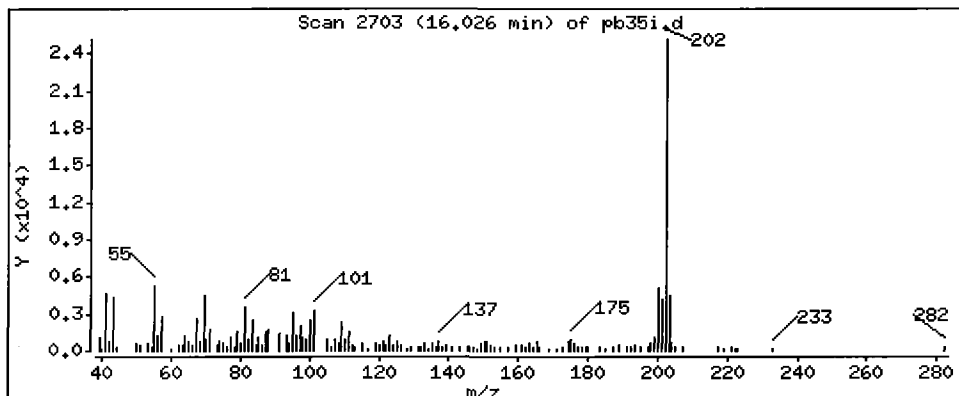
Operator: LJR/VTS

Column phase: ZB-5

Column diameter: 0.32

64 Fluoranthene

Concentration: 135.2 ug/kg



Date : 15-JUN-2009 18:27

Client ID: 3SED2-B

Instrument: nt6.i

Sample Info: PB35I,3

Volume Injected (uL): 1.0

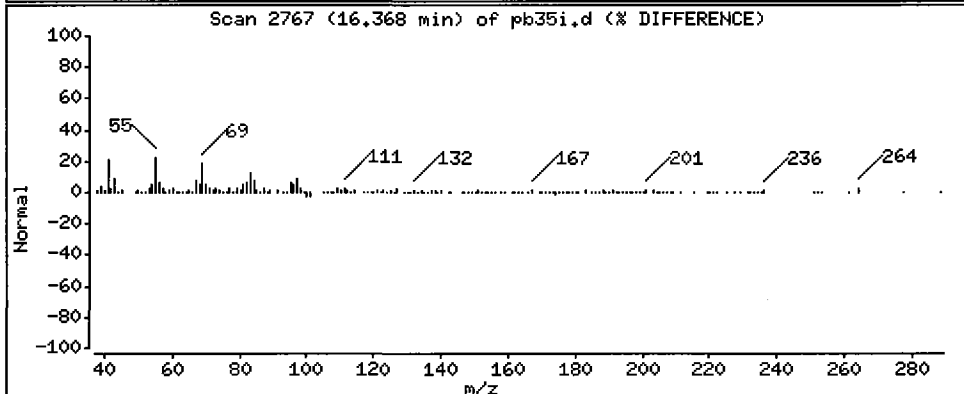
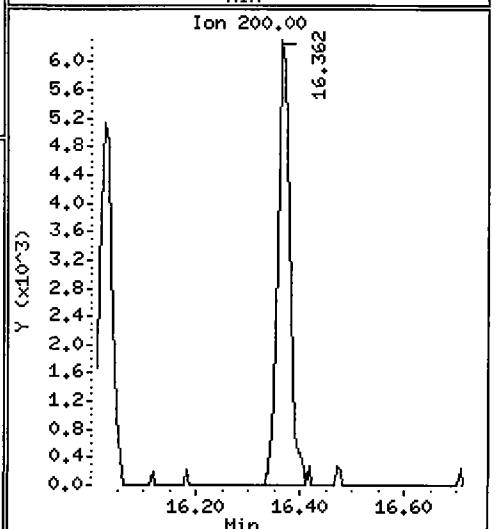
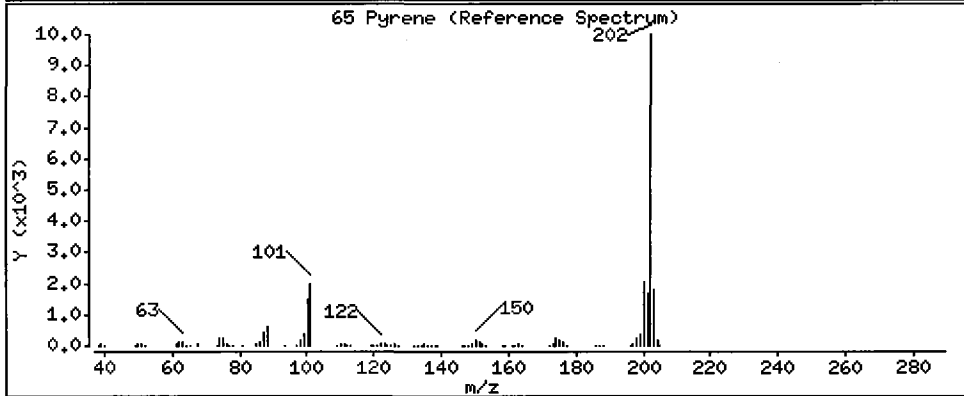
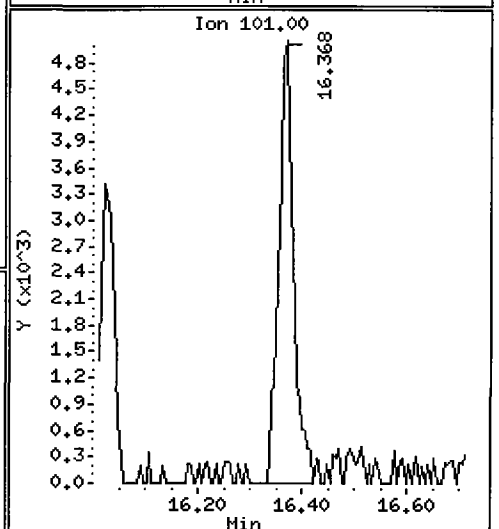
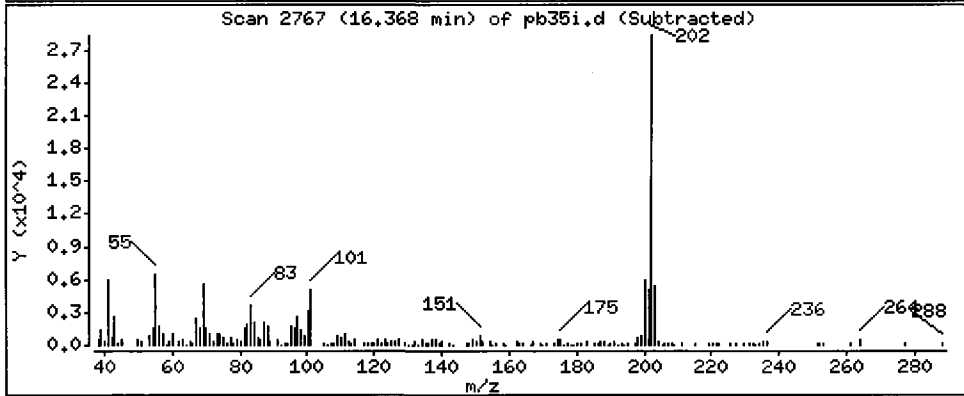
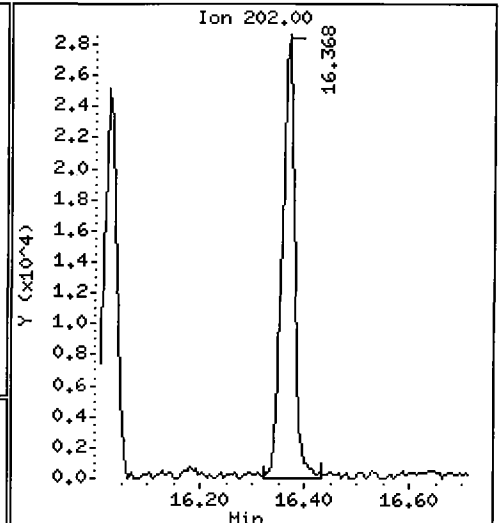
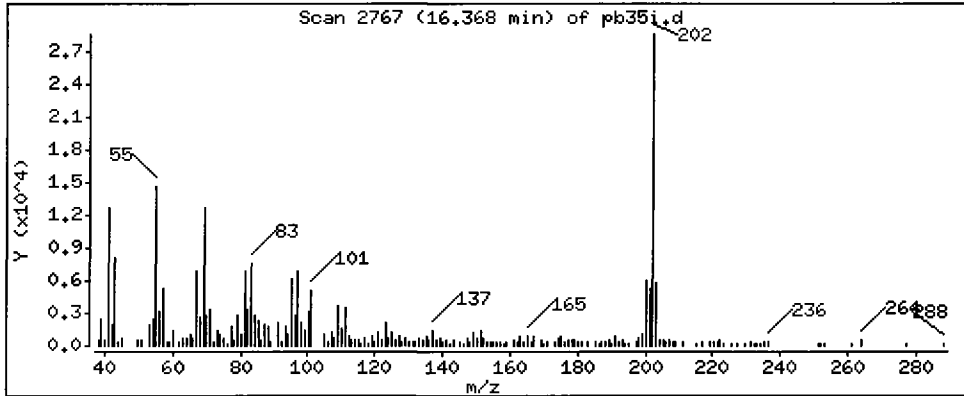
Operator: LJR/VTS

Column phase: ZB-5

Column diameter: 0.32

65 Pyrene

Concentration: 94.73 ug/kg



Date : 15-JUN-2009 18:27

Client ID: 3SED2-B

Instrument: nt6.i

Sample Info: PB35I.3

Volume Injected (uL): 1.0

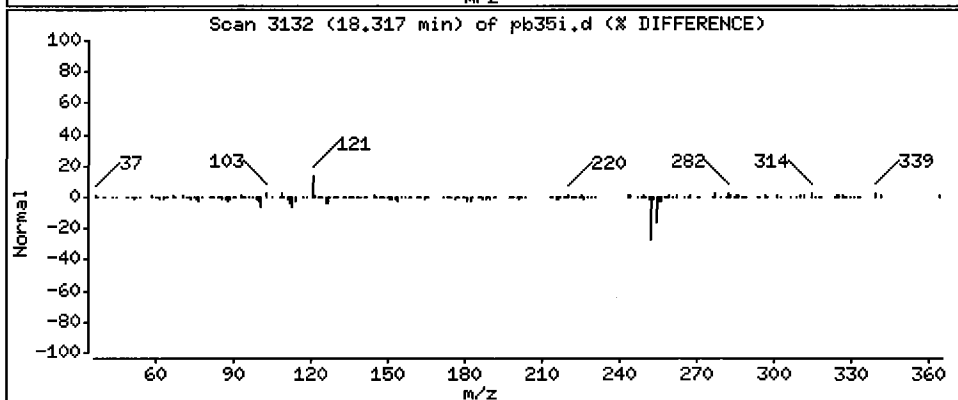
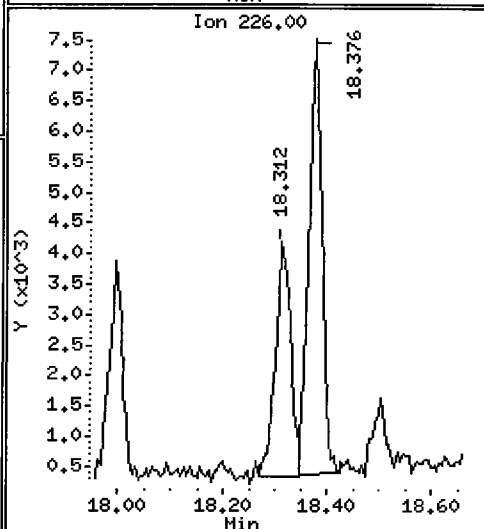
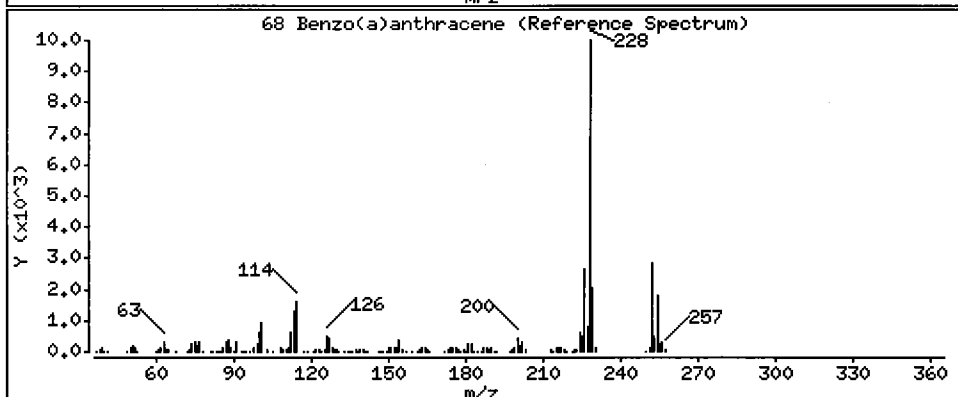
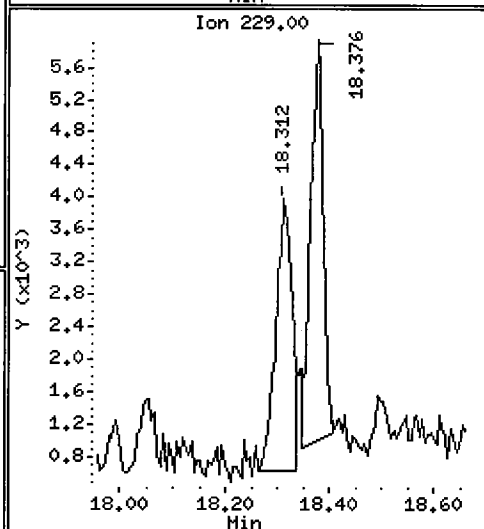
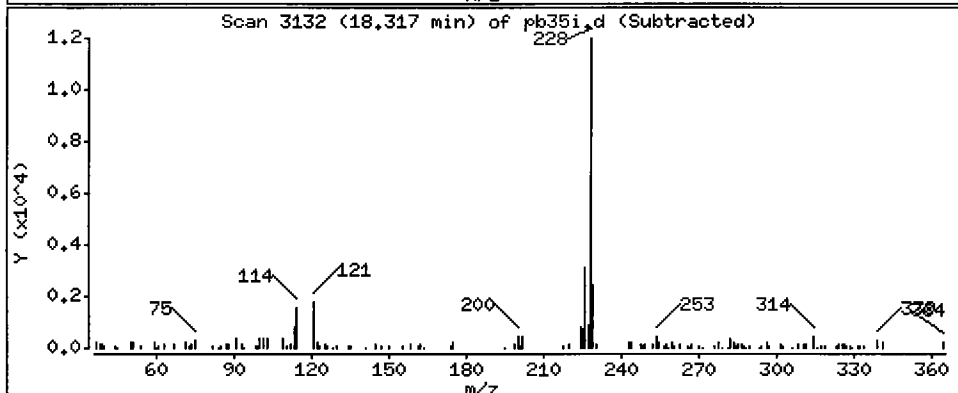
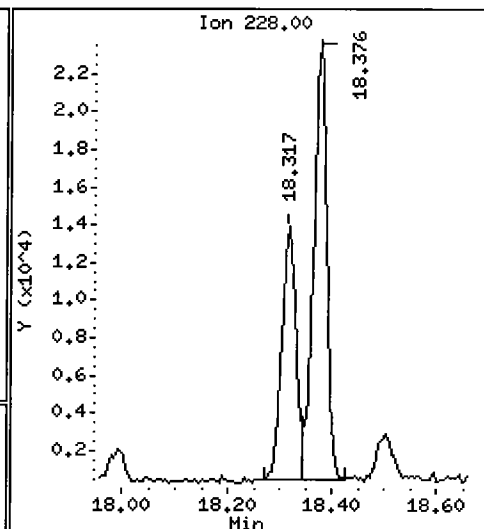
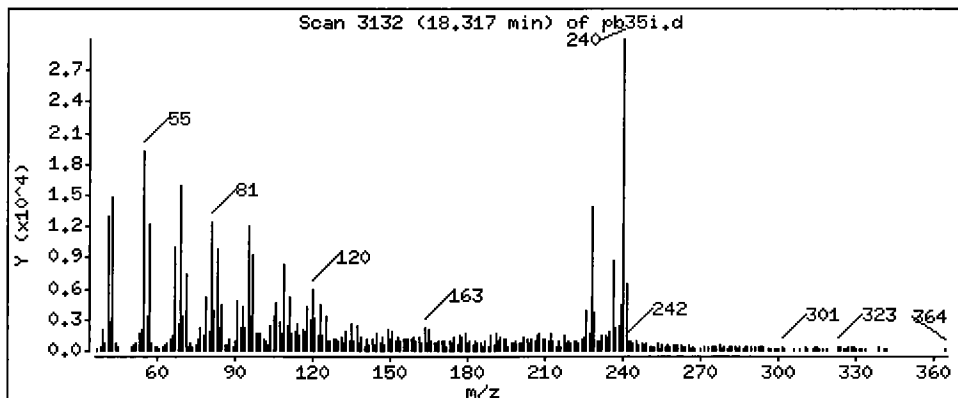
Operator: LJR/VTS

Column phase: ZB-5

Column diameter: 0.32

68 Benzo(a)anthracene

Concentration: 57.70 ug/kg



Date : 15-JUN-2009 18:27

Client ID: 3SED2-B

Instrument: nt6.i

Sample Info: PB35I,3

Volume Injected (uL): 1.0

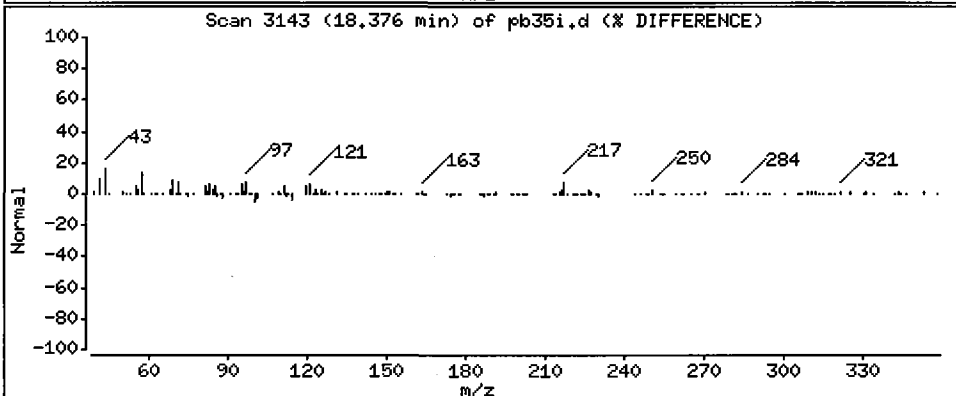
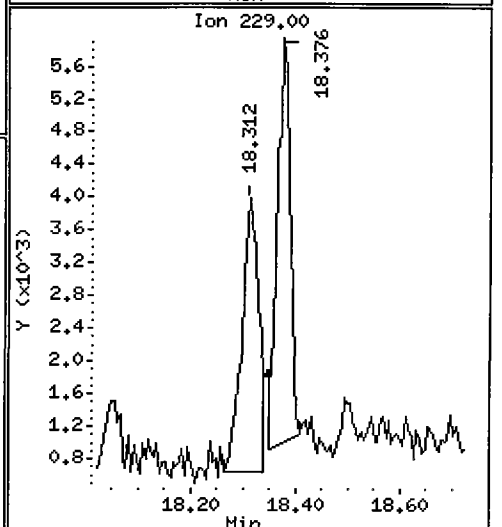
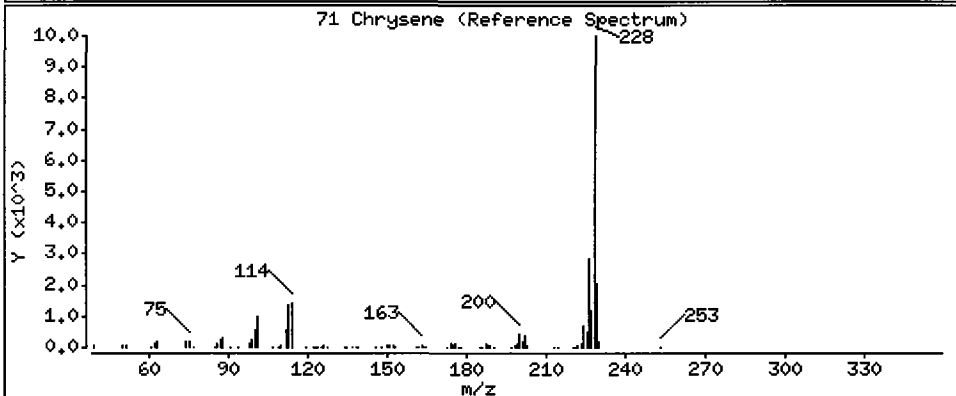
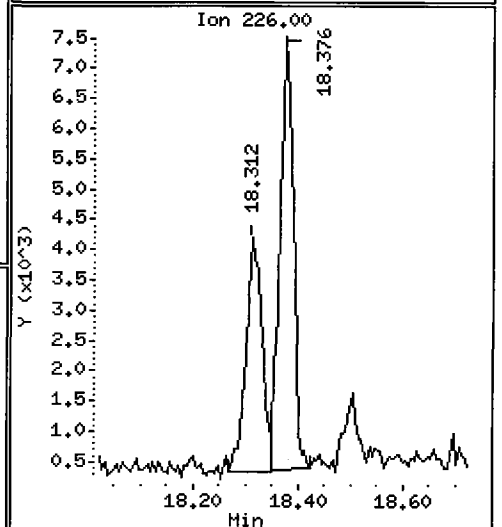
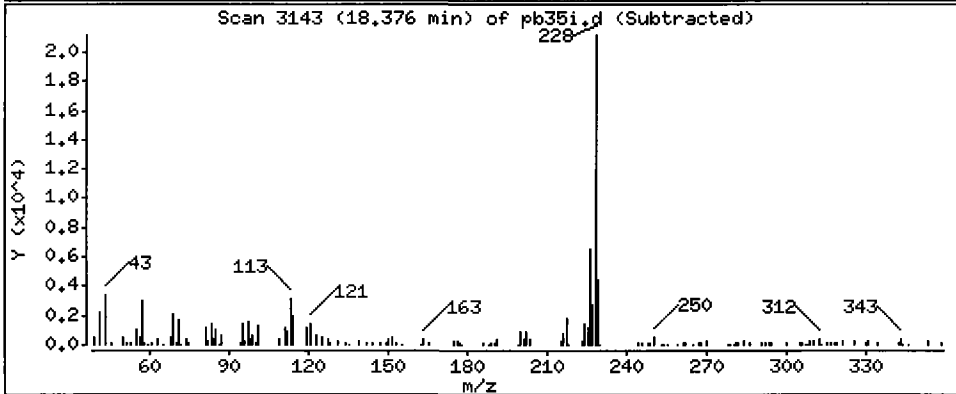
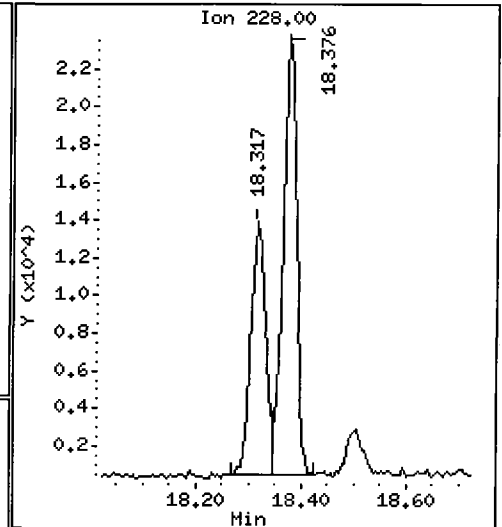
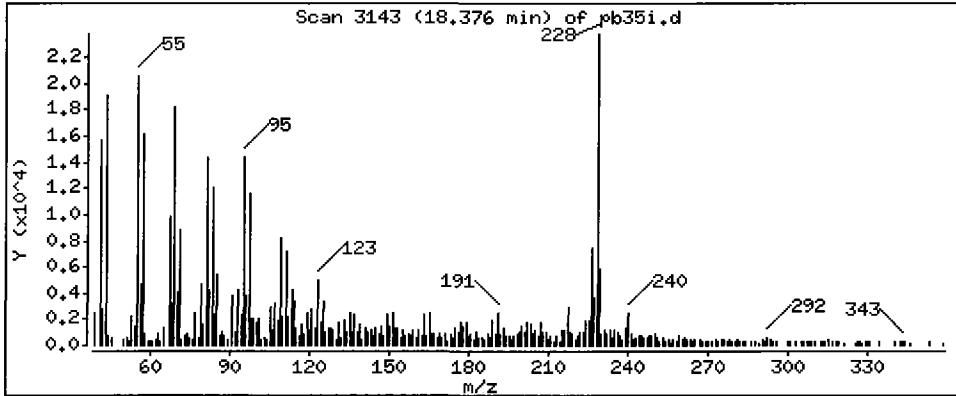
Operator: LJR/VTS

Column phase: ZB-5

Column diameter: 0.32

71 Chrysene

Concentration: 97.62 ug/kg



Date : 15-JUN-2009 18:27

Client ID: 3SED2-B

Instrument: nt6.i

Sample Info: PB35I,3

Volume Injected (uL): 1.0

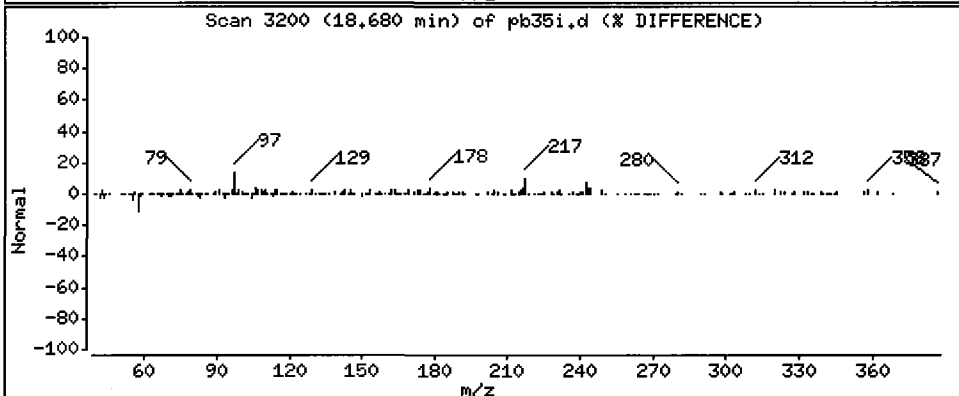
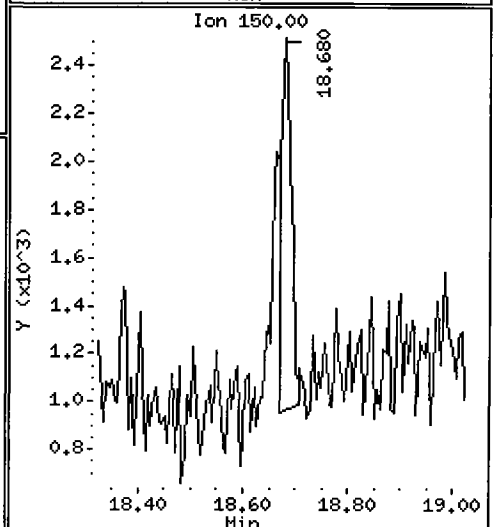
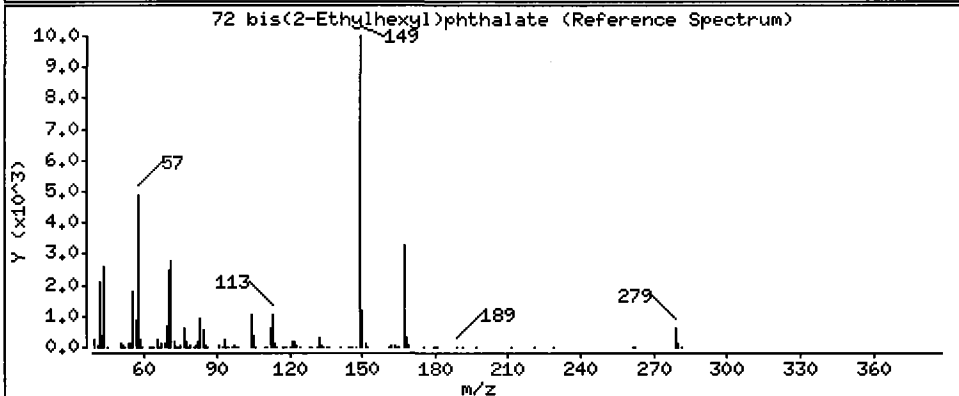
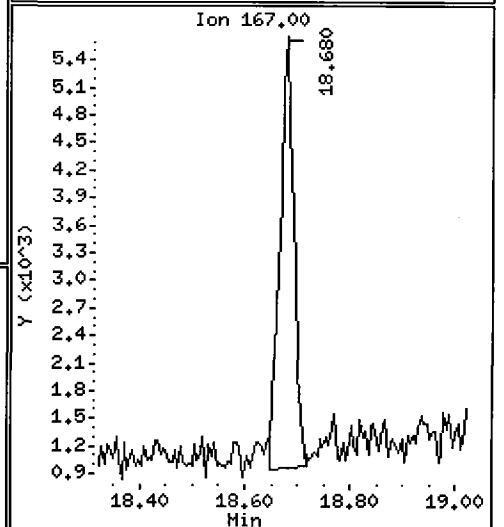
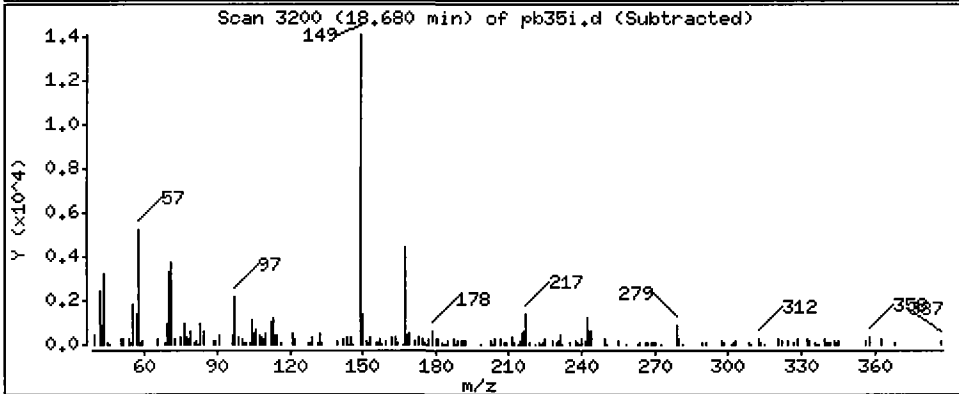
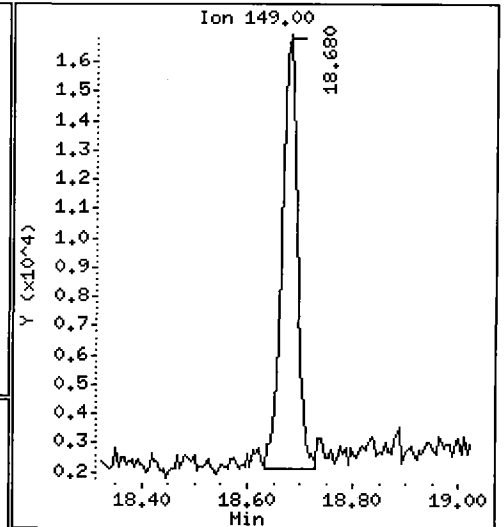
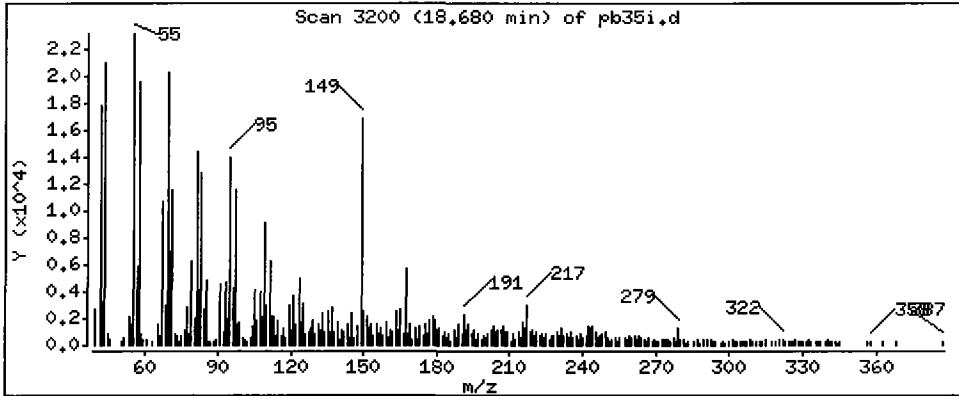
Operator: LJR/VTS

Column phase: ZB-5

Column diameter: 0.32

72 bis(2-Ethylhexyl)phthalate

Concentration: 103.2 ug/kg



Date : 15-JUN-2009 18:27

Client ID: 3SED2-B

Instrument: nt6.i

Sample Info: PB35I,3

Volume Injected (uL): 1.0

Operator: LJR/VTS

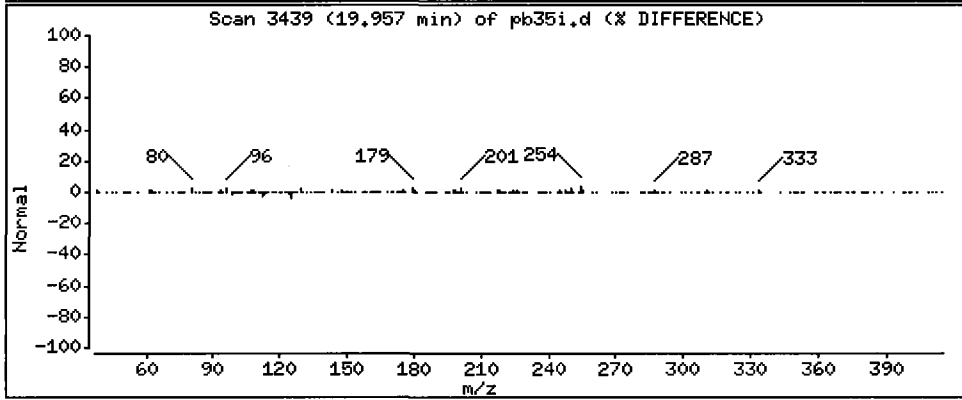
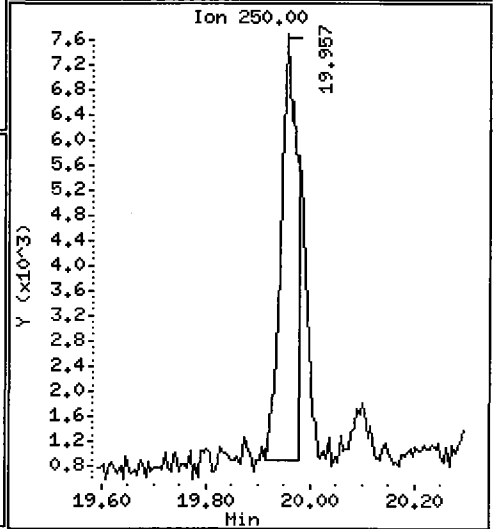
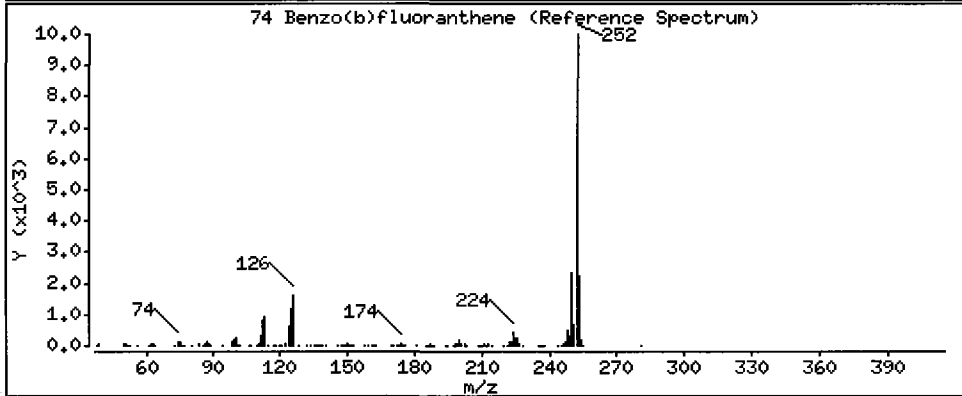
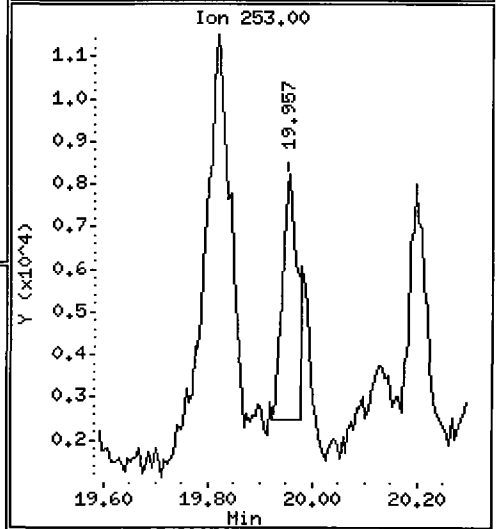
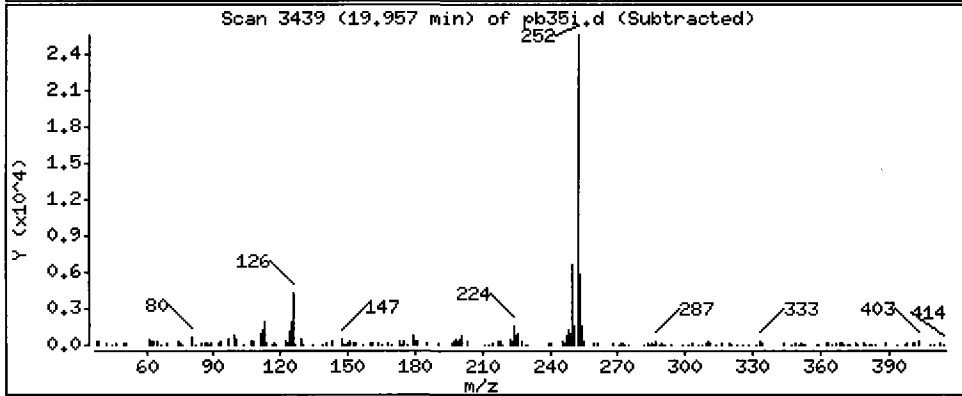
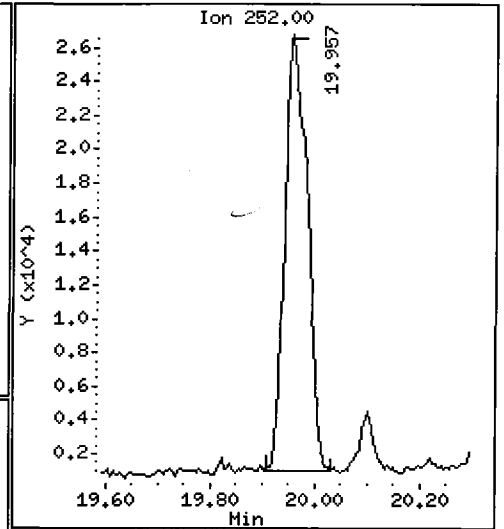
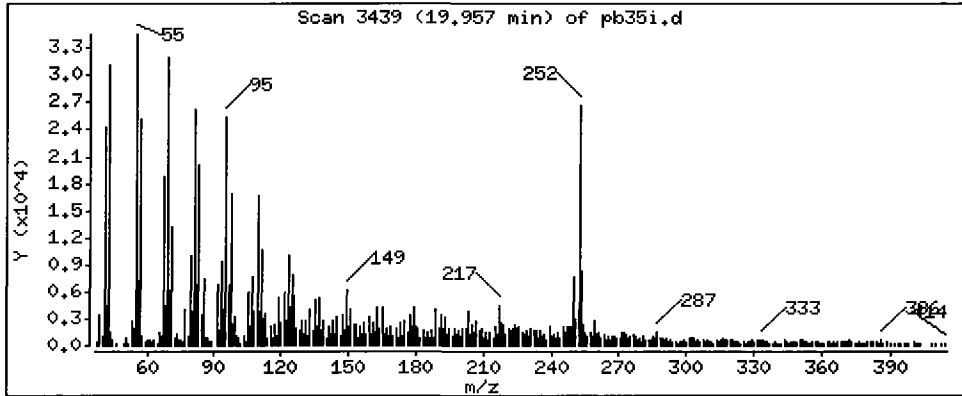
Column phase: ZB-5

Column diameter: 0.32

112

74 Benzo(b)fluoranthene

Concentration: 134.8 ug/kg



Date: 15-JUN-2009 18:27

Client ID: 3SED2-B

Instrument: nt6.i

Sample Info: PB35I,3

Volume Injected (uL): 1.0

Operator: LJR/VTS

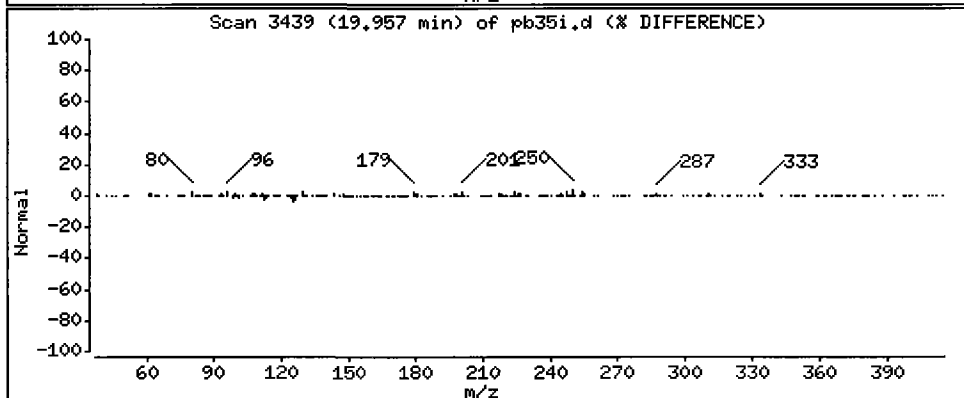
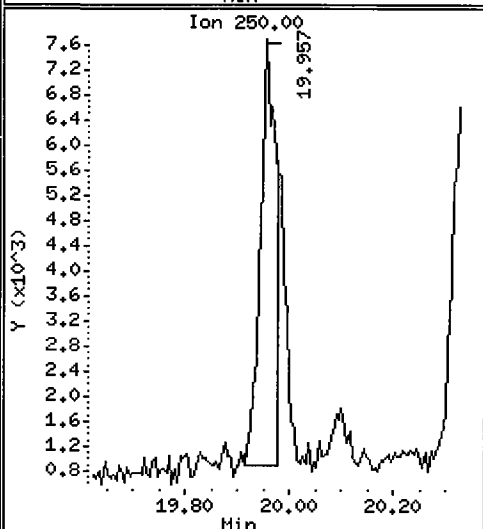
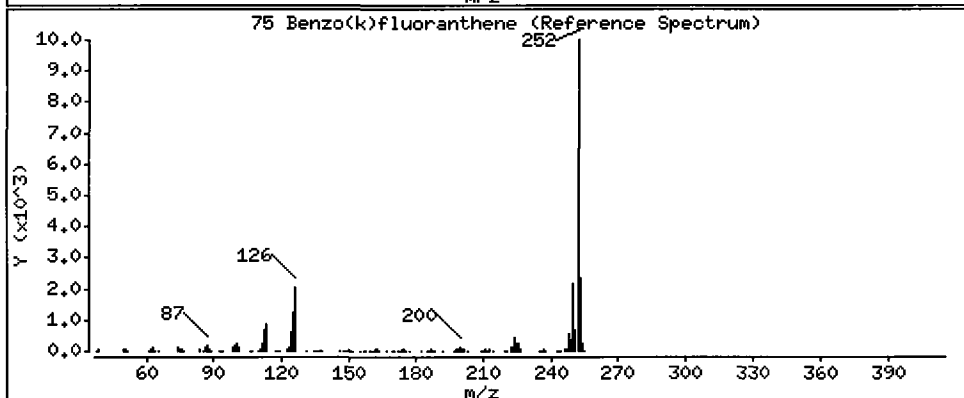
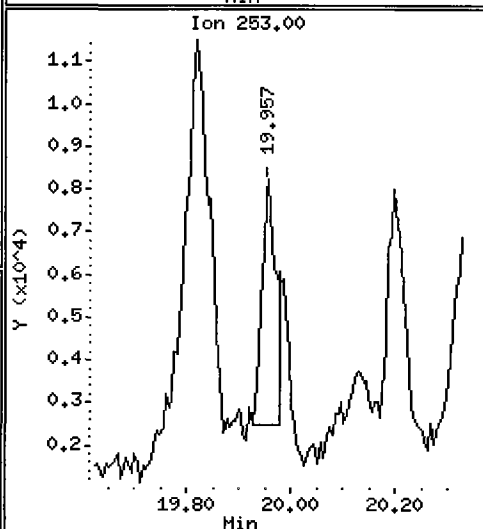
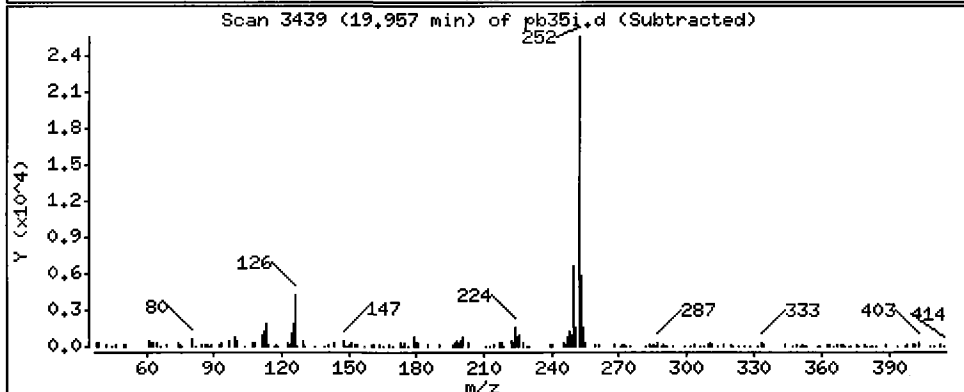
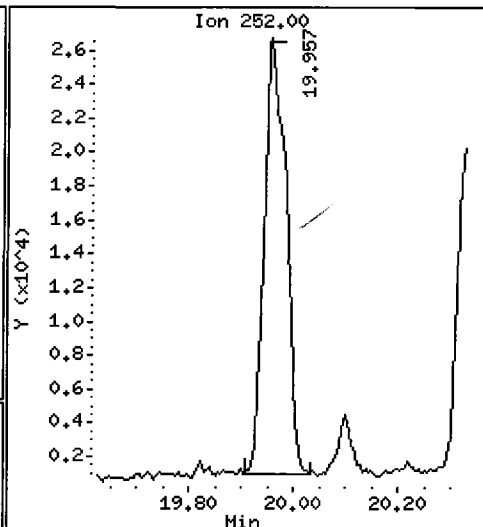
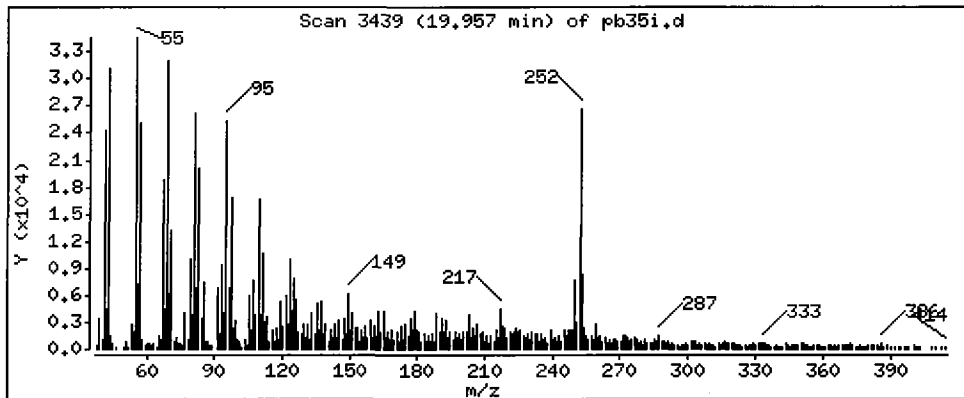
Column phase: ZB-5

Column diameter: 0.32

1/2

75 Benzo(k)fluoranthene

Concentration: 131.3 ug/kg



Date : 15-JUN-2009 18:27

Client ID: 3SED2-B

Instrument: nt6.i

Sample Info: PB35I,3

Volume Injected (uL): 1.0

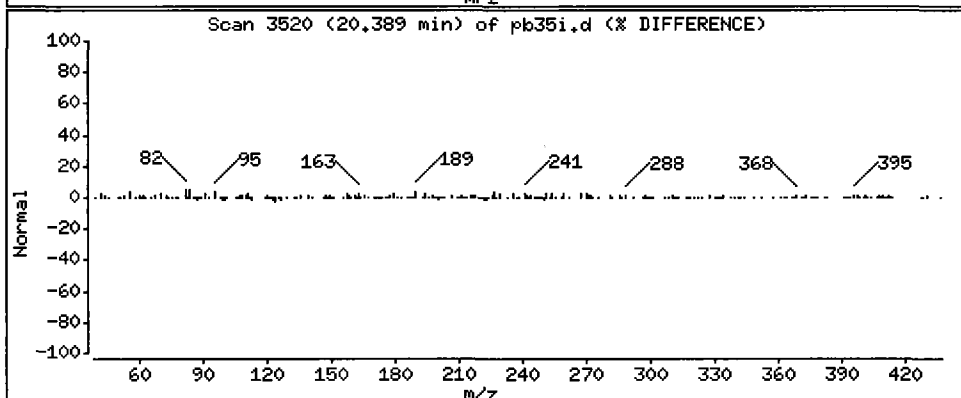
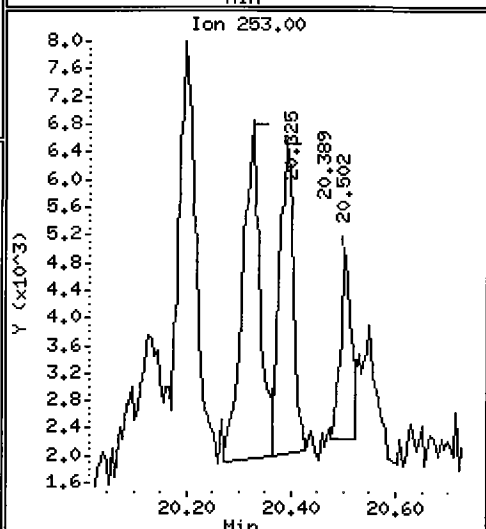
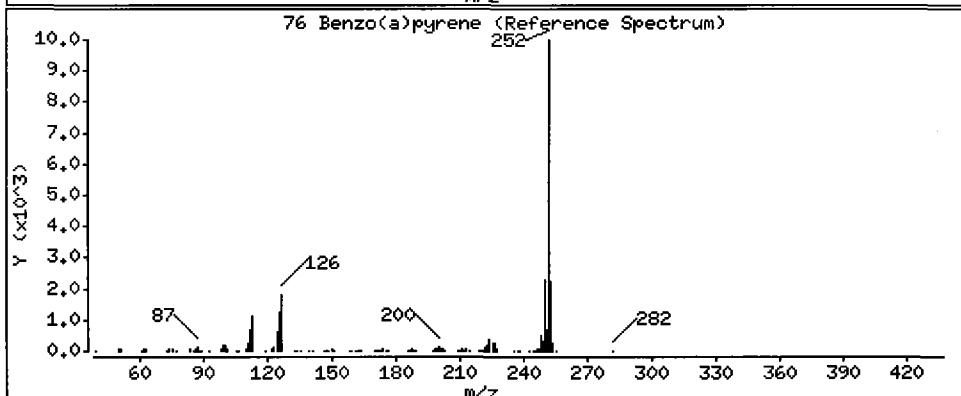
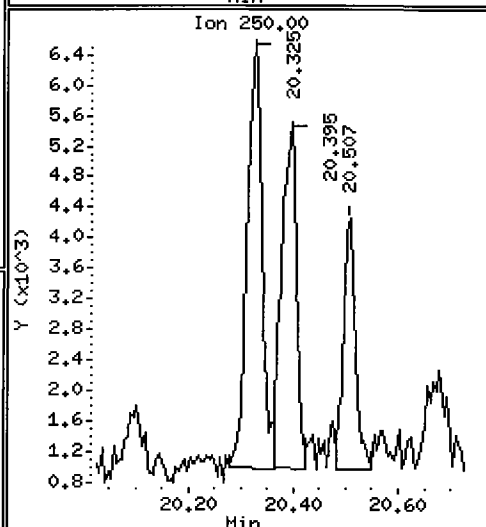
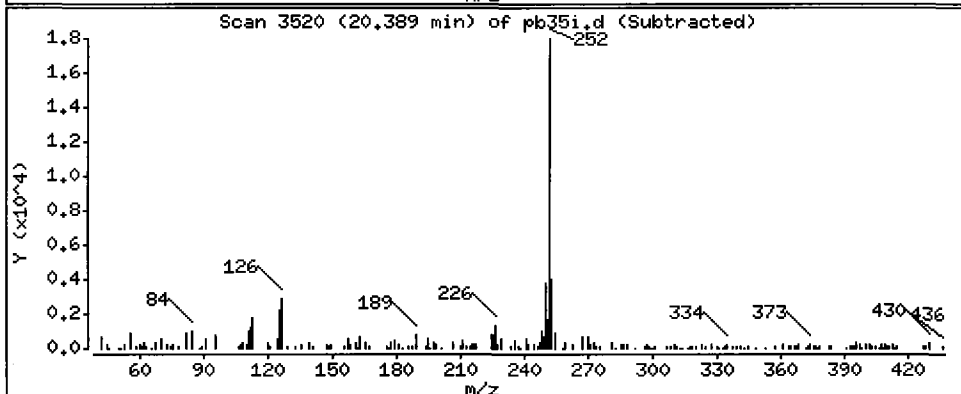
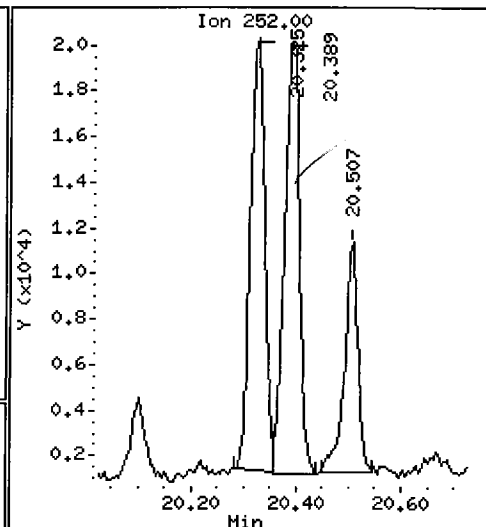
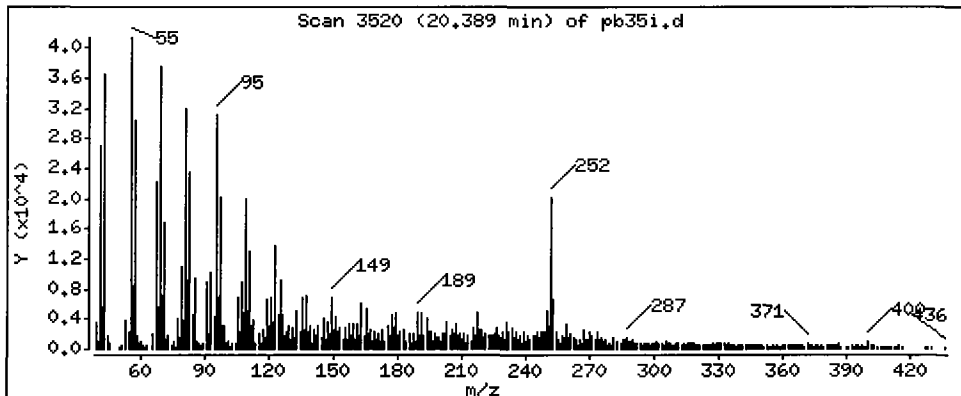
Operator: LJR/VTS

Column phase: ZB-5

Column diameter: 0.32

76 Benzo(a)pyrene

Concentration: 75.92 ug/kg



Date : 15-JUN-2009 18:27

Client ID: 3SED2-B

Instrument: nt6.i

Sample Info: PB35I,3

Volume Injected (uL): 1.0

Operator: LJR/VTS

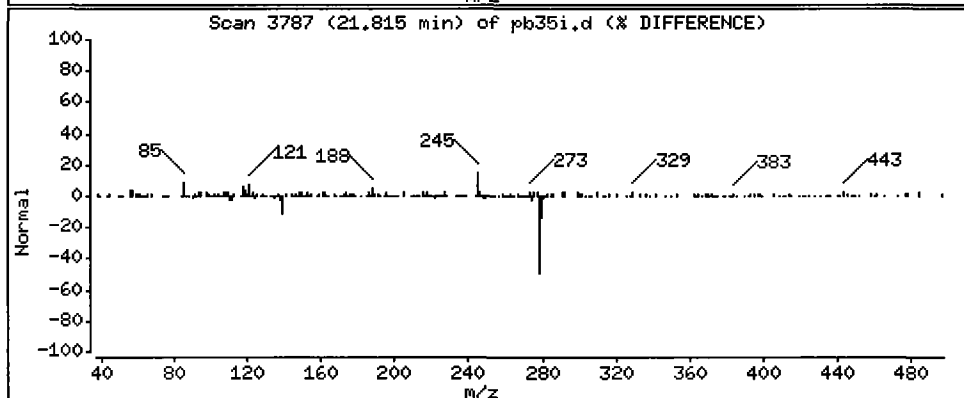
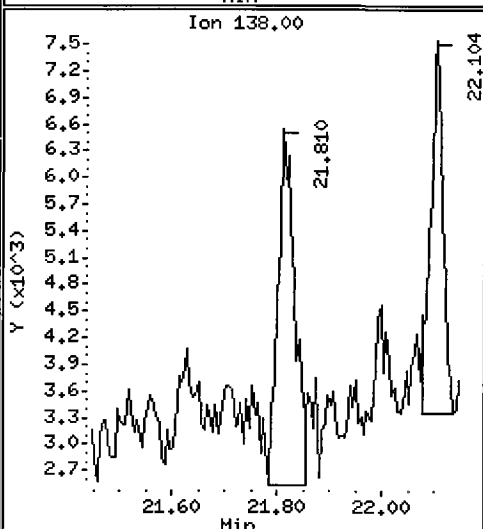
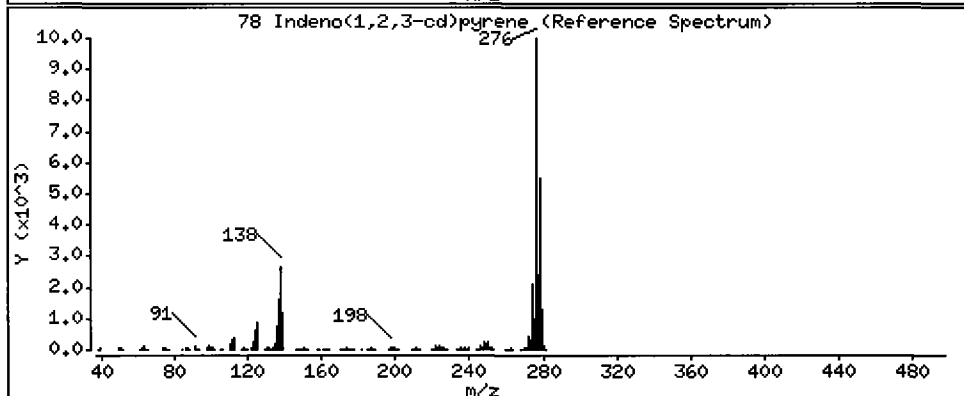
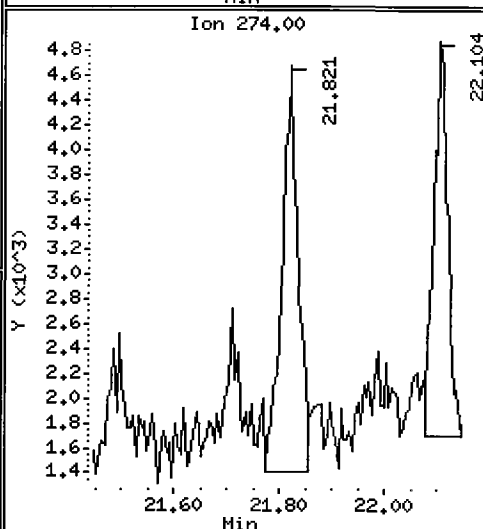
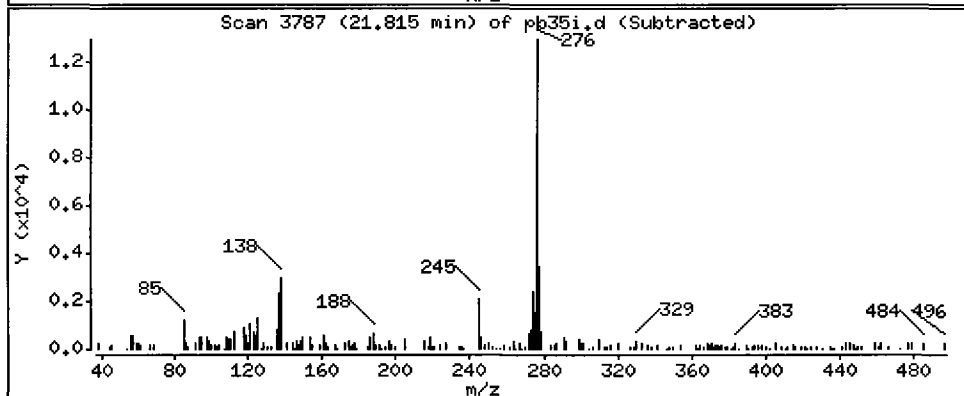
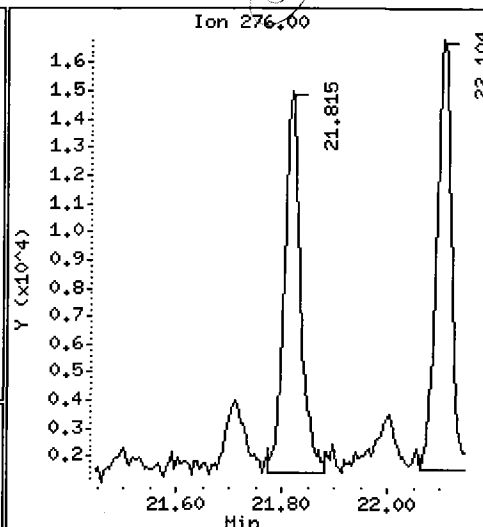
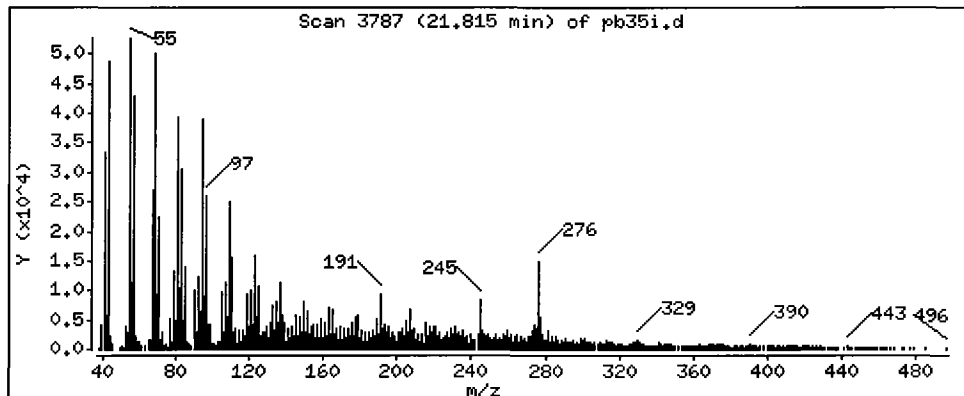
Column phase: ZB-5

Column diameter: 0.32

Handwritten signature

78 Indeno(1,2,3-cd)pyrene

Concentration: 43.38 ug/kg



Date : 15-JUN-2009 18:27

Client ID: 3SED2-B

Instrument: nt6.i

Sample Info: PB35I,3

Volume Injected (uL): 1.0

Operator: LJR/VTS

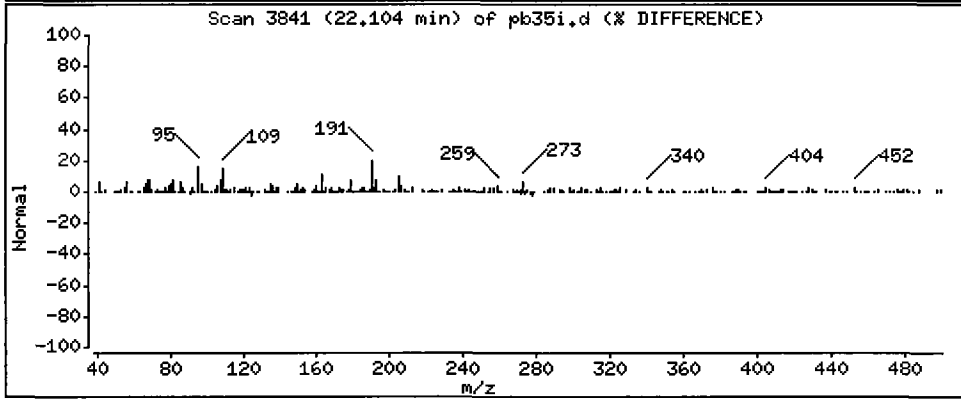
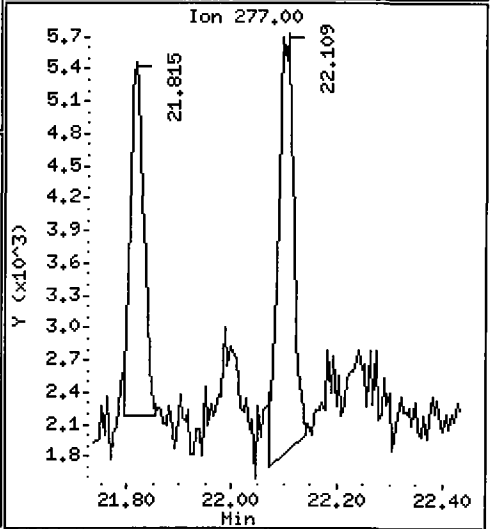
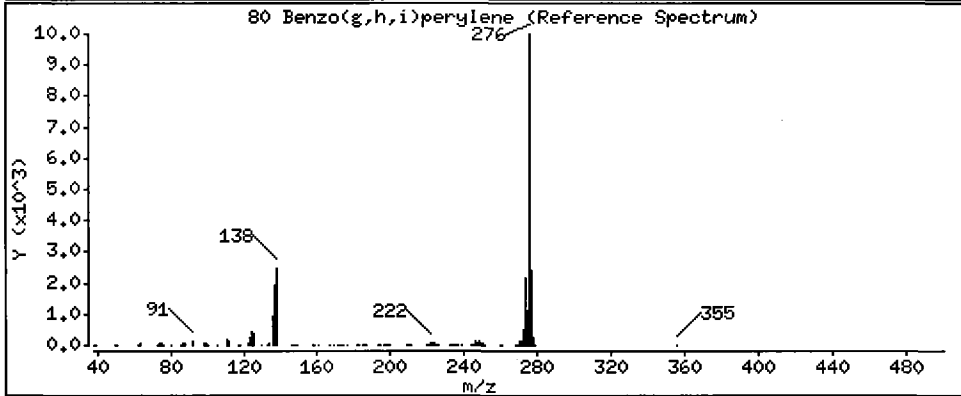
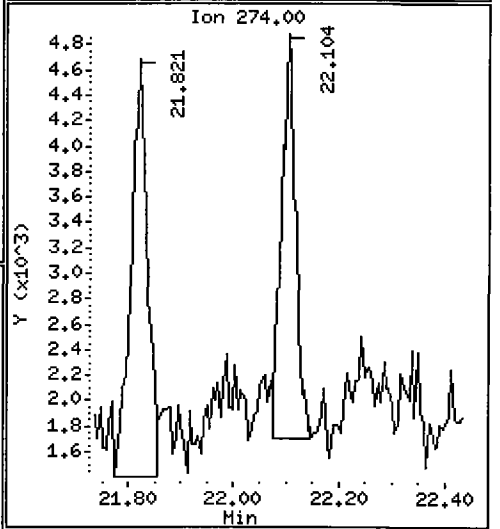
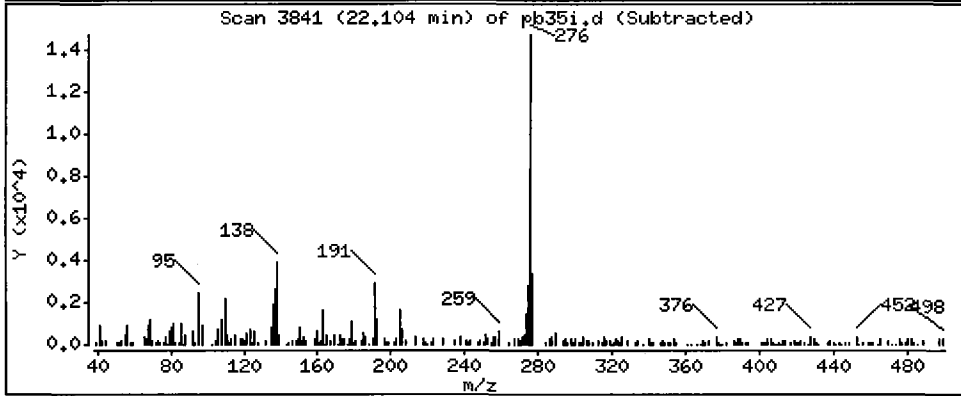
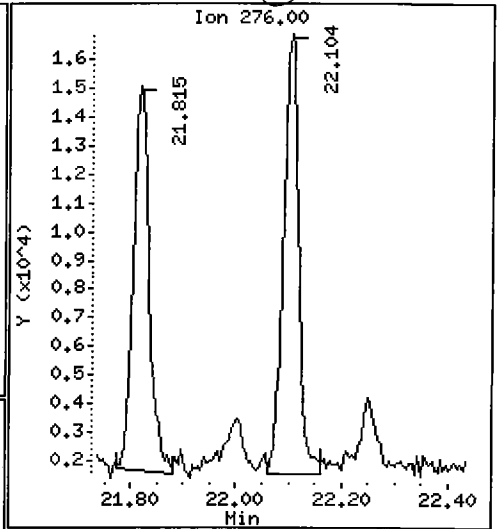
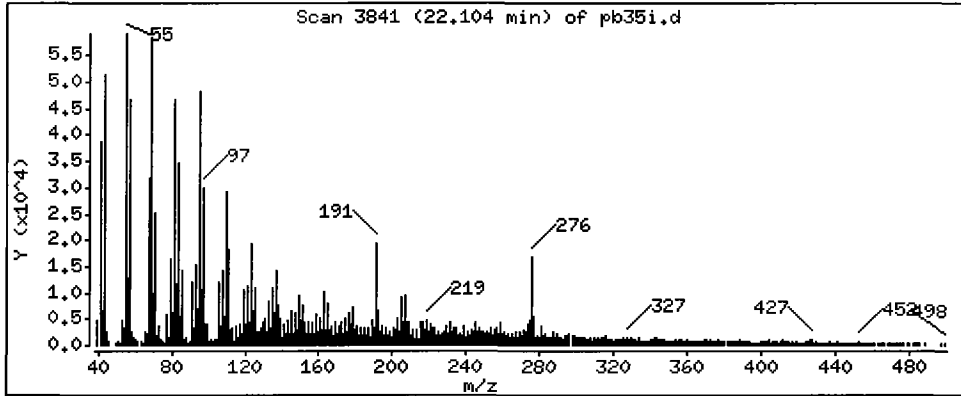
Column phase: ZB-5

Column diameter: 0.32

80 Benzo(g,h,i)perylene

Concentration: 52.49 ug/kg

JLR



ORGANICS ANALYSIS DATA SHEET
PSDDA Semivolatiles by SW8270D GC/MS
 Page 1 of 1

Sample ID: 3SED2-C
SAMPLE

Lab Sample ID: PB35J
 LIMS ID: 09-12726
 Matrix: Sediment
 Data Release Authorized: *R*
 Reported: 06/17/09

QC Report No: PB35-ENVIROMENTAL SCIENCE CORP.
 Project: JELD-WEN NORD DOOR
 NA
 Date Sampled: 06/03/09
 Date Received: 06/03/09

Date Extracted: 06/08/09
 Date Analyzed: 06/15/09 19:00
 Instrument/Analyst: NT6/LJR
 GPC Cleanup: Yes

Sample Amount: 25.3 g-dry-wt
 Final Extract Volume: 0.5 mL
 Dilution Factor: 3.00
 Percent Moisture: 35.9%

CAS Number	Analyte	RL	Result
108-95-2	Phenol	59	< 59 U
541-73-1	1,3-Dichlorobenzene	59	< 59 U
106-46-7	1,4-Dichlorobenzene	59	< 59 U
100-51-6	Benzyl Alcohol	59	< 59 U
95-50-1	1,2-Dichlorobenzene	59	< 59 U
95-48-7	2-Methylphenol	59	< 59 U
106-44-5	4-Methylphenol	59	< 59 U
67-72-1	Hexachloroethane	59	< 59 U
105-67-9	2,4-Dimethylphenol	59	< 59 U
65-85-0	Benzoic Acid	590	< 590 U
120-82-1	1,2,4-Trichlorobenzene	59	< 59 U
91-20-3	Naphthalene	59	< 59 U
87-68-3	Hexachlorobutadiene	59	< 59 U
91-57-6	2-Methylnaphthalene	59	< 59 U
131-11-3	Dimethylphthalate	59	< 59 U
208-96-8	Acenaphthylene	59	< 59 U
83-32-9	Acenaphthene	59	< 59 U
132-64-9	Dibenzofuran	59	< 59 U
84-66-2	Diethylphthalate	59	< 59 U
86-73-7	Fluorene	59	< 59 U
86-30-6	N-Nitrosodiphenylamine	59	< 59 U
118-74-1	Hexachlorobenzene	59	< 59 U
87-86-5	Pentachlorophenol	300	< 300 U
85-01-8	Phenanthrene	59	84
120-12-7	Anthracene	59	120
84-74-2	Di-n-Butylphthalate	59	< 59 U
206-44-0	Fluoranthene	59	110
129-00-0	Pyrene	59	69
85-68-7	Butylbenzylphthalate	59	< 59 U
56-55-3	Benzo (a) anthracene	59	34 J
117-81-7	bis (2-Ethylhexyl) phthalate	59	620
218-01-9	Chrysene	59	66
117-84-0	Di-n-Octyl phthalate	59	< 59 U
205-99-2	Benzo (b) fluoranthene	59	43 J
207-08-9	Benzo (k) fluoranthene	59	43 J
50-32-8	Benzo (a) pyrene	59	49 J
193-39-5	Indeno (1,2,3-cd) pyrene	59	30 J
53-70-3	Dibenz (a, h) anthracene	59	< 59 U
191-24-2	Benzo (g, h, i) perylene	59	39 J
90-12-0	1-Methylnaphthalene	59	< 59 U

Reported in µg/kg (ppb)

Semivolatile Surrogate Recovery

d5-Nitrobenzene	57.4%	2-Fluorobiphenyl	65.0%
d14-p-Terphenyl	46.7%	d4-1,2-Dichlorobenzene	50.9%
d5-Phenol	59.6%	2-Fluorophenol	55.6%
2,4,6-Tribromophenol	63.3%	d4-2-Chlorophenol	56.0%

Analytical Resources, Inc.

Semivolatiles Report SW846 Method 8270D

Data file : /chem1/nt6.i/20090615.b/pb35j.d
 Lab Smp Id: PB35J Client Smp ID: 3SED2-C
 Inj Date : 15-JUN-2009 19:00
 Operator : LJR/VTS Inst ID: nt6.i
 Smp Info : PB35J,3
 Misc Info : 09-12726
 Comment : 1ul Injection
 Method : /chem1/nt6.i/20090615.b/SW846.m
 Meth Date : 16-Jun-2009 10:41 jeff Quant Type: ISTD
 Cal Date : 11-JUN-2009 14:21 Cal File: 0050611a.d
 Als bottle: 9
 Dil Factor: 3.00000
 Integrator: HP RTE Compound Sublist: PSDDA.sub
 Target Version: 3.50

LJR
6/16/09

Concentration Formula: Amt * DF * Vt / (Ws * (100 - M) / 100) * CpndVariable

Name	Value	Description
DF	3.00000	Dilution Factor
Vt	500.00000	Volume of final extract (uL)
Ws	39.50000	Weight of sample extracted (g)
M	35.90000	% Moisture

Cpnd Variable

Local Compound Variable

Compounds	QUANT SIG	RT	EXP RT	REL RT	RESPONSE	CONCENTRATIONS	
						ON-COLUMN (ug/mL)	FINAL (ug/kg)
\$ 1 2-Fluorophenol	112	4.804	4.782	(0.701)	57012	6.95099	411.8
\$ 2 Phenol-d5	99	6.567	6.534	(0.959)	82057	7.45008	441.4
3 Phenol	94	Compound Not Detected.					
\$ 5 2-Chlorophenol-d4	132	6.567	6.555	(0.959)	46986	7.00063	414.7
4 Bis(2-Chloroethyl) ether	93	Compound Not Detected.					
6 2-Chlorophenol	128	Compound Not Detected.					
7 1,3-Dichlorobenzene	146	Compound Not Detected.					
* 8 1,4-Dichlorobenzene-d4	152	6.850	6.849	(1.000)	99486	20.0000	
9 1,4-Dichlorobenzene	146	Compound Not Detected.					
\$ 10 1,2-Dichlorobenzene-d4	152	7.149	7.148	(1.044)	21011	4.24129	251.3
12 1,2-Dichlorobenzene	146	Compound Not Detected.					
11 Benzyl alcohol	108	Compound Not Detected.					
14 2,2'-oxybis(1-Chloropropane)	45	Compound Not Detected.					
13 2-Methylphenol	108	Compound Not Detected.					
17 Hexachloroethane	117	Compound Not Detected.					

Compounds	QUANT SIG MASS	RT	EXP RT	REL RT	RESPONSE	CONCENTRATIONS	
						ON-COLUMN (ug/mL)	FINAL (ug/kg)
16 N-Nitroso-di-n-propylamine	70						
15 4-Methylphenol	108						
\$ 18 Nitrobenzene-d5	82	7.806	7.810	(0.875)	48975	4.78073	283.2
19 Nitrobenzene	77						
20 Isophorone	82						
21 2-Nitrophenol	139						
22 2,4-Dimethylphenol	107						
23 Bis(2-Chloroethoxy)methane	93						
24 Benzoic acid	105						
25 2,4-Dichlorophenol	162						
26 1,2,4-Trichlorobenzene	180						
* 27 Naphthalene-d8	136	8.917	8.916	(1.000)	333563	20.0000	
28 Naphthalene	128						
29 4-Chloroaniline	127						
30 Hexachlorobutadiene	225						
31 4-Chloro-3-methylphenol	107						
32 2-Methylnaphthalene	141						
33 Hexachlorocyclopentadiene	237						
34 2,4,6-Trichlorophenol	196						
35 2,4,5-Trichlorophenol	196						
\$ 36 2-Fluorobiphenyl	172	10.733	10.732	(0.913)	71363	5.42501	321.4
37 2-Chloronaphthalene	162						
38 2-Nitroaniline	65						
39 Dimethylphthalate	163						
40 Acenaphthylene	152						
41 2,6-Dinitrotoluene	165						
* 42 Acenaphthene-d10	164	11.753	11.747	(1.000)	177098	20.0000	
43 3-Nitroaniline	138						
44 Acenaphthene	153						
45 2,4-Dinitrophenol	184						
46 Dibenzofuran	168						
47 4-Nitrophenol	109						
48 2,4-Dinitrotoluene	165						
50 Diethylphthalate	149						
49 Fluorene	166						
51 4-Chlorophenyl-phenylether	204						
52 4-Nitroaniline	138						
53 4,6-Dinitro-2-methylphenol	198						
54 N-Nitrosodiphenylamine	169						
\$ 55 2,4,6-Tribromophenol	330	13.035	13.034	(1.109)	13361	7.91237	468.8
56 4-Bromophenyl-phenylether	248						
57 Hexachlorobenzene	284						
58 Pentachlorophenol	266						
* 59 Phenanthrene-d10	188	14.087	14.081	(1.000)	284499	20.0000	
60 Phenanthrene	178	14.119	14.118	(1.002)	25460	1.40992	83.53
61 Anthracene	178	14.189	14.188	(1.007)	36024	1.96778	116.6
62 Carbazole	167	14.504	14.503	(1.030)	9870	0.65608	38.87
63 Di-n-butylphthalate	149						

Compounds	QUANT SIG				RESPONSE	CONCENTRATIONS	
	MASS	RT	EXP RT	REL RT		ON-COLUMN (ug/mL)	FINAL (ug/kg)
64 Fluoranthene	202	16.031	16.025	(1.138)	33301	1.80631	107.0
65 Pyrene	202	16.368	16.361	(0.892)	39528	1.17014	69.32
\$ 66 Terphenyl-d14	244	16.742	16.730	(0.912)	84757	3.89168	230.6
67 Butylbenzylphthalate	149	Compound Not Detected.					
68 Benzo(a)anthracene	228	18.323	18.311	(0.999)	17516	0.58201	34.48
* 69 Chrysene-d12	240	18.349	18.338	(1.000)	407761	20.0000	
70 3,3'-Dichlorobenzidine	252	Compound Not Detected.					
71 Chrysene	228	18.381	18.375	(1.002)	32315	1.12139	66.43
72 bis(2-Ethylhexyl)phthalate	149	18.686	18.674	(0.952)	201484	10.4150	617.0
* 134 Di-n-octylphthalate-d4	153	19.620	19.603	(1.000)	623744	20.0000	
73 Di-n-octylphthalate	149	Compound Not Detected.					
74 Benzo(b)fluoranthene	252	19.968	19.945	(0.974)	57510	1.48903	88.21 0.131
75 Benzo(k)fluoranthene	252	19.968	19.977	(0.974)	57510	1.44973	85.89 0.131
76 Benzo(a)pyrene	252	20.406	20.378	(0.996)	29138	0.83341	49.37
* 77 Perylene-d12	264	20.491	20.453	(1.000)	532974	20.0000	
78 Indeno(1,2,3-cd)pyrene	276	21.842	21.799	(1.066)	23581	0.50595	29.97(M)
79 Dibenzo(a,h)anthracene	278	Compound Not Detected.					
80 Benzo(g,h,i)perylene	276	22.125	22.087	(1.080)	26998	0.66281	39.27
90 N-Nitrosodimethylamine	74	Compound Not Detected.					
91 Aniline	93	Compound Not Detected.					
93 Benzidine	184	Compound Not Detected.					
103 Pyridine	79	Compound Not Detected.					
105 1-methylnaphthalene	141	Compound Not Detected.					
111 Azobenzene (1,2-DP-Hydrazine)	77	Compound Not Detected.					

QC Flag Legend

M - Compound response manually integrated.

Analytical Resources, Inc.

INTERNAL STANDARD COMPOUNDS
 AREA AND RT SUMMARY

Instrument ID: nt6.i
 Lab File ID: pb35j.d
 Lab Smp Id: PB35J
 Analysis Type: SV
 Quant Type: ISTD
 Operator: LJR/VTS
 Method File: /chem1/nt6.i/20090615.b/SW846.m
 Misc Info: 09-12726

Calibration Date: 15-JUN-2009
 Calibration Time: 14:39
 Client Smp ID: 3SED2-C
 Level: LOW
 Sample Type: Sediment

Test Mode:
 Use Initial Calibration Level 4.

COMPOUND	STANDARD	AREA LIMIT		SAMPLE	%DIFF
		LOWER	UPPER		
8 1,4-Dichlorobenze	112389	56194	224778	99486	-11.48
27 Naphthalene-d8	384492	192246	768984	333563	-13.25
42 Acenaphthene-d10	217478	108739	434956	177098	-18.57
59 Phenanthrene-d10	336594	168297	673188	284499	-15.48
69 Chrysene-d12	247160	123580	494320	407761	64.98
134 Di-n-octylphthala	347036	173518	694072	623744	79.73
77 Perylene-d12	232938	116469	465876	532974	128.81 <-

COMPOUND	STANDARD	RT LIMIT		SAMPLE	%DIFF
		LOWER	UPPER		
8 1,4-Dichlorobenze	6.85	6.35	7.35	6.85	0.01
27 Naphthalene-d8	8.92	8.42	9.42	8.92	0.01
42 Acenaphthene-d10	11.75	11.25	12.25	11.75	0.05
59 Phenanthrene-d10	14.08	13.58	14.58	14.09	0.04
69 Chrysene-d12	18.34	17.84	18.84	18.35	0.06
134 Di-n-octylphthala	19.60	19.10	20.10	19.62	0.09
77 Perylene-d12	20.45	19.95	20.95	20.49	0.19

AREA UPPER LIMIT = +100% of internal standard area.
 AREA LOWER LIMIT = - 50% of internal standard area.
 RT UPPER LIMIT = + 0.50 minutes of internal standard RT.
 RT LOWER LIMIT = - 0.50 minutes of internal standard RT.

Analytical Resources, Inc.

RECOVERY REPORT

Client Name: ESC
 Sample Matrix: SOLID
 Lab Smp Id: PB35J
 Level: LOW
 Data Type: MS DATA
 SpikeList File: PSDDALCS.spk
 Sublist File: PSDDA.sub
 Method File: /chem1/nt6.i/20090615.b/SW846.m
 Misc Info: 09-12726

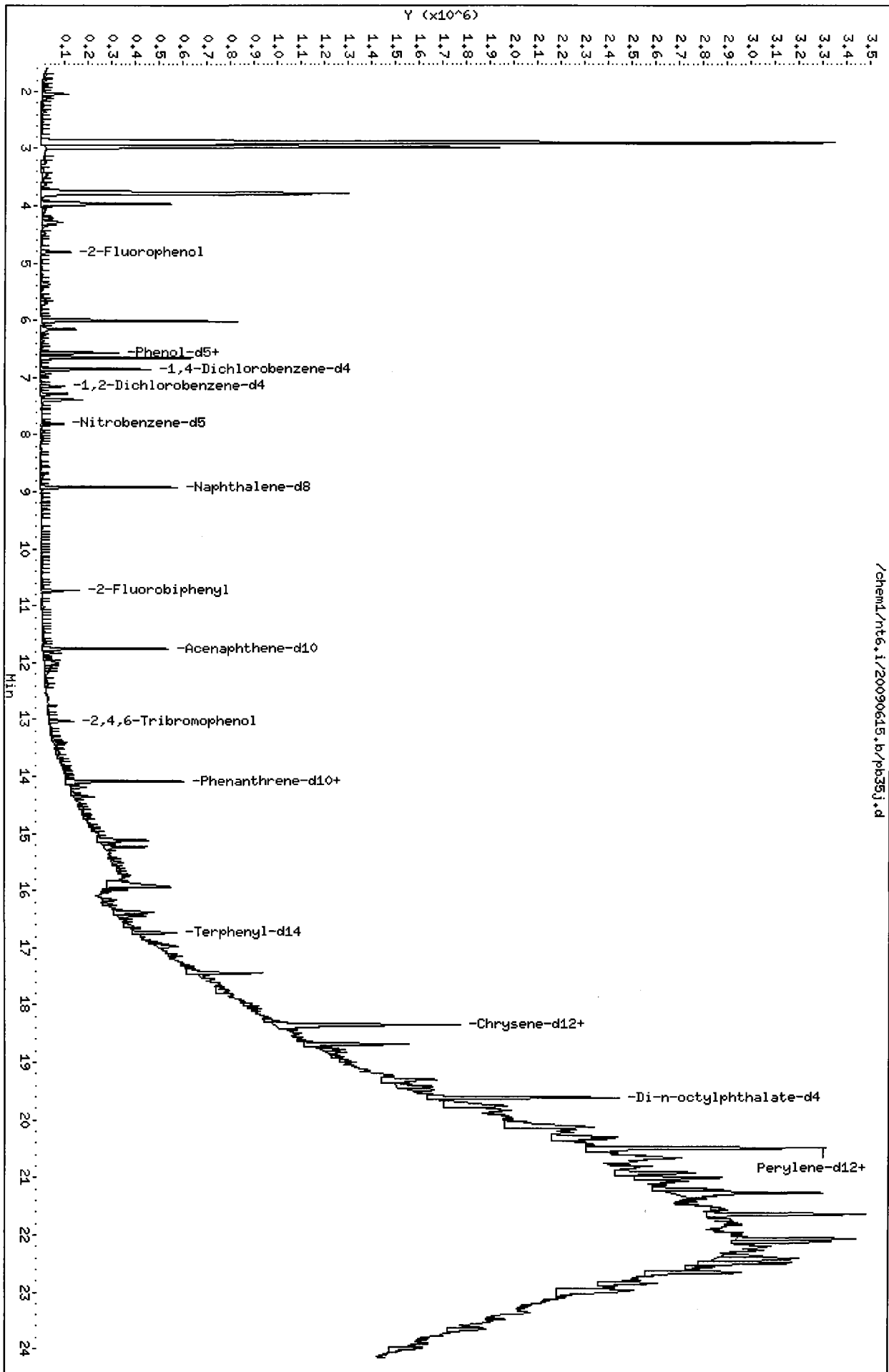
Client SDG: PB35
 Fraction: SV
 Client Smp ID: 3SED2-C
 Operator: LJR/VTS
 SampleType: SAMPLE
 Quant Type: ISTD

SURROGATE COMPOUND	CONC ADDED ug/kg	CONC RECOVERED ug/kg	% RECOVERED	LIMITS
\$ 1 2-Fluorophenol	740.5	411.8	55.61	21-100
\$ 2 Phenol-d5	740.5	441.4	59.60	10-100
\$ 5 2-Chlorophenol-d4	740.5	414.7	56.01	30-100
\$ 10 1,2-Dichlorobenzen	493.7	251.3	50.90	24-100
\$ 18 Nitrobenzene-d5	493.7	283.2	57.37	26-100
\$ 36 2-Fluorobiphenyl	493.7	321.4	65.10	32-100
\$ 55 2,4,6-Tribromophen	740.5	468.8	63.30	33-118
\$ 66 Terphenyl-d14	493.7	230.6	46.70	21-97

Data File: /chem1/nt6.i/20090615.b/pb35j.d
Date: 15-JUN-2009 19:00
Client ID: 3SED2-C
Sample Info: PB35J,3
Volume Injected (uL): 1.0
Column phase: ZB-5

Instrument: nt6.i
Operator: LJR/VTS
Column diameter: 0.32

/chem1/nt6.i/20090615.b/pb35j.d



Date : 15-JUN-2009 19:00

Client ID: 3SED2-C

Instrument: nt6.i

Sample Info: PB35J,3

Volume Injected (uL): 1.0

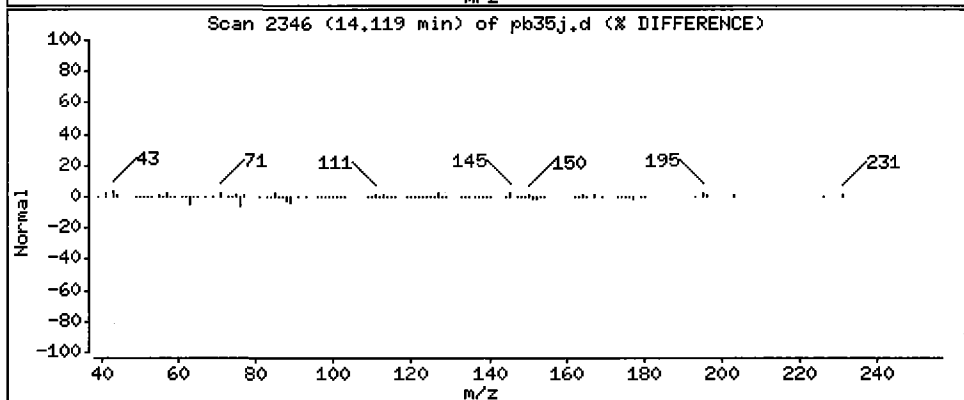
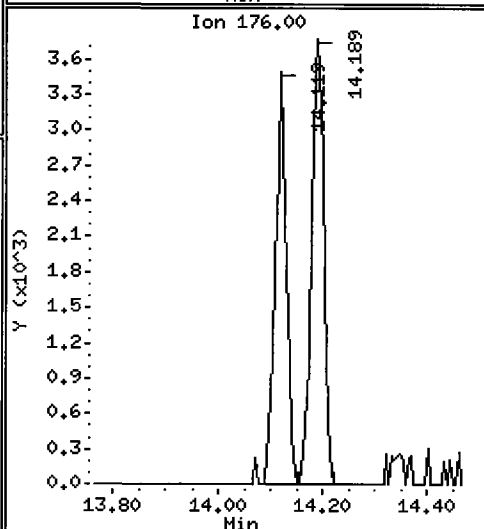
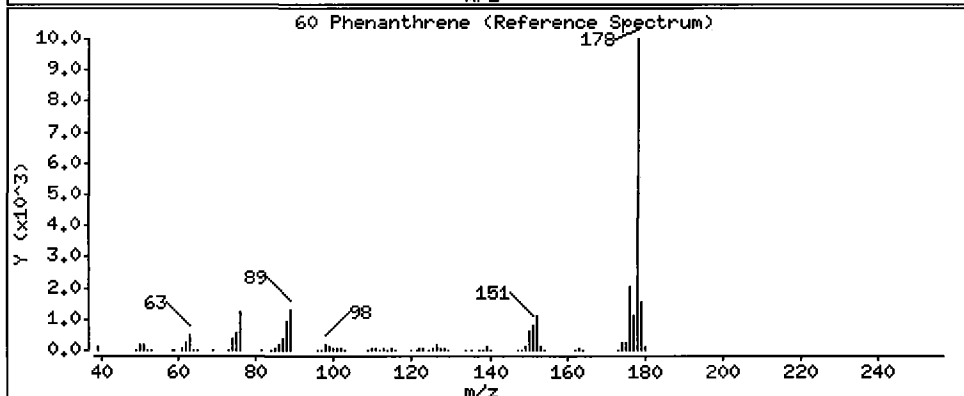
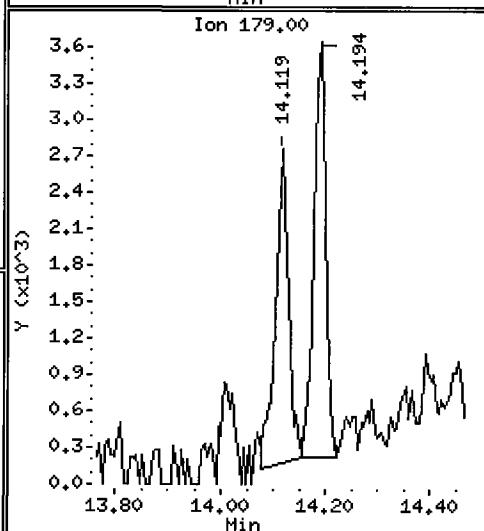
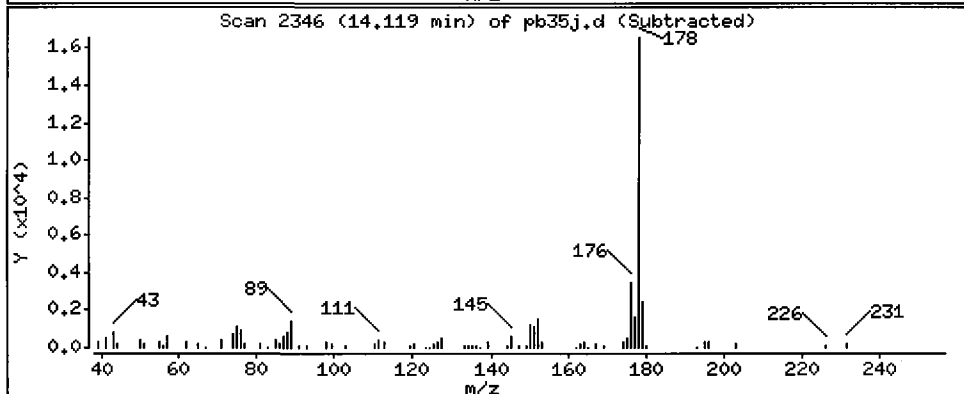
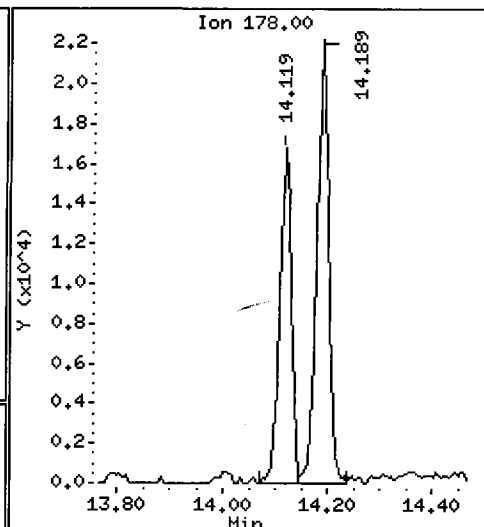
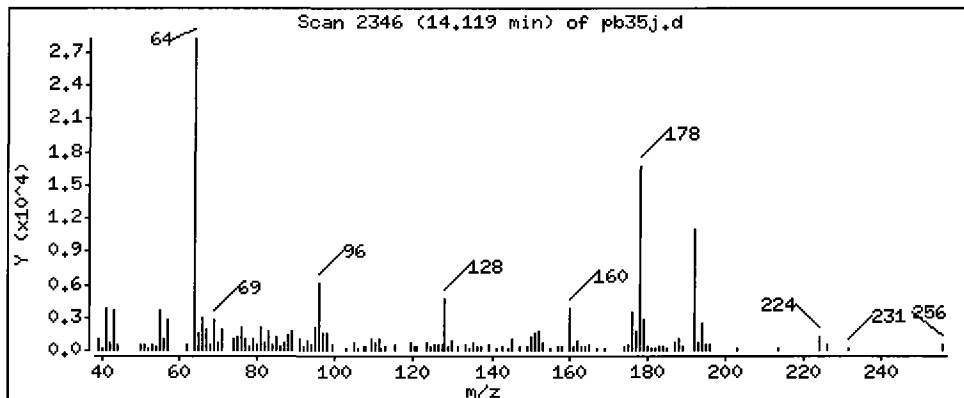
Operator: LJR/VTS

Column phase: ZB-5

Column diameter: 0.32

60 Phenanthrene

Concentration: 83.53 ug/kg



Date : 15-JUN-2009 19:00

Client ID: 3SED2-C

Instrument: nt6.i

Sample Info: PB35J,3

Volume Injected (uL): 1.0

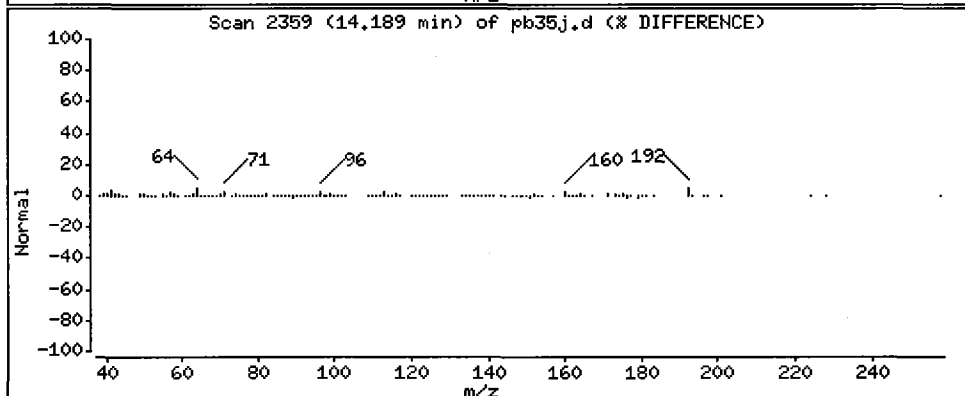
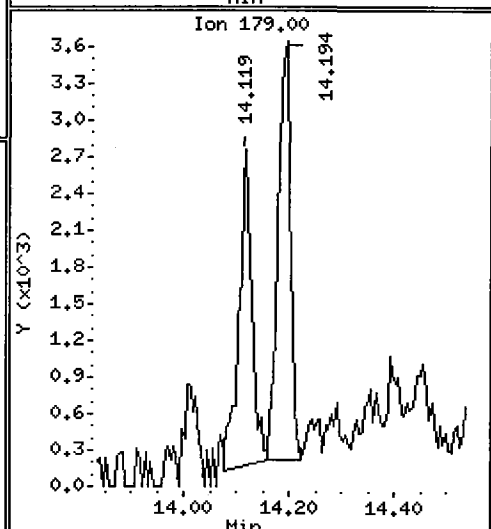
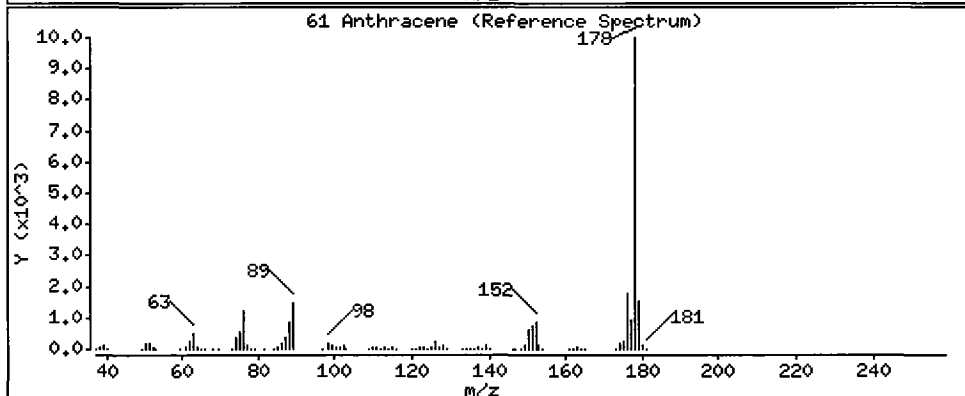
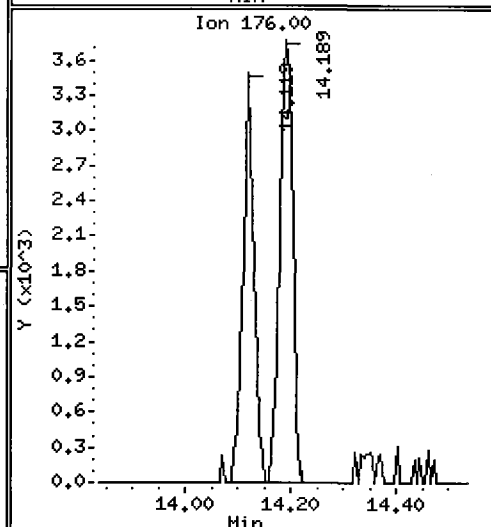
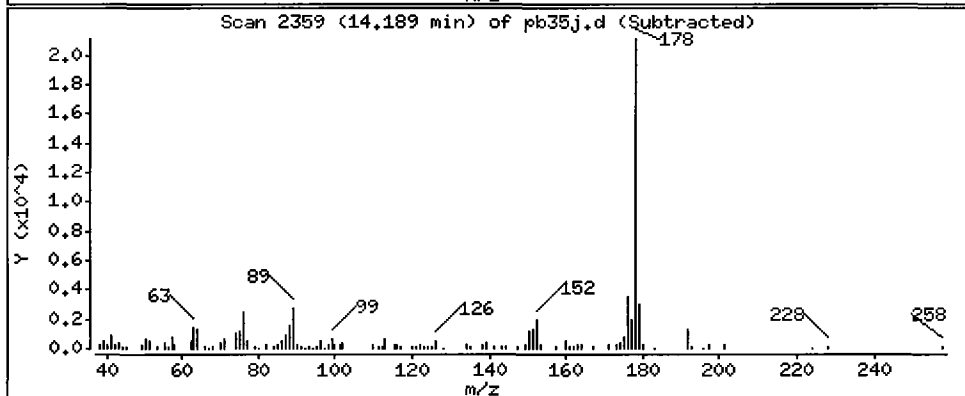
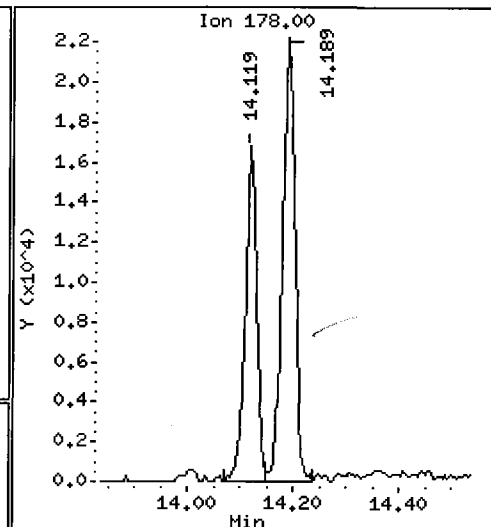
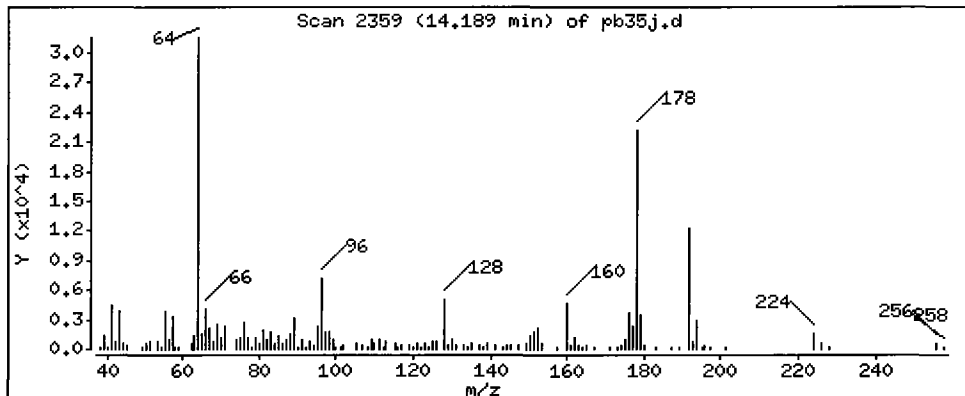
Operator: LJR/VTS

Column phase: ZB-5

Column diameter: 0.32

61 Anthracene

Concentration: 116.6 ug/kg



Date : 15-JUN-2009 19:00

Client ID: 3SED2-C

Instrument: nt6.i

Sample Info: PB35J.3

Volume Injected (uL): 1.0

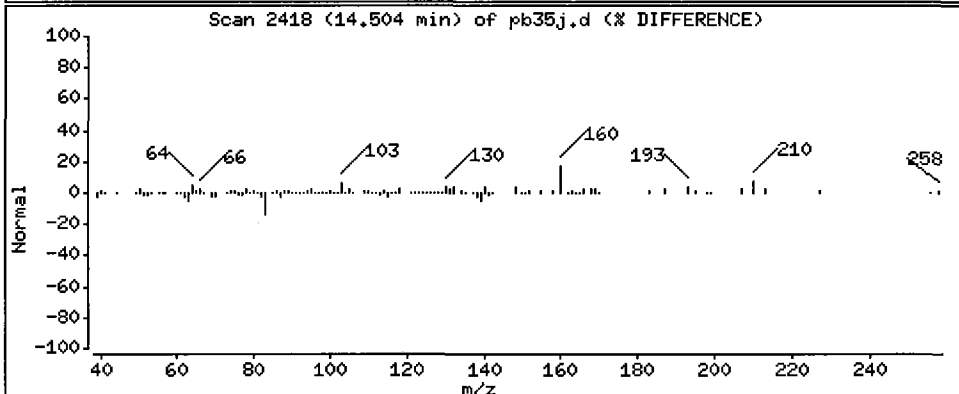
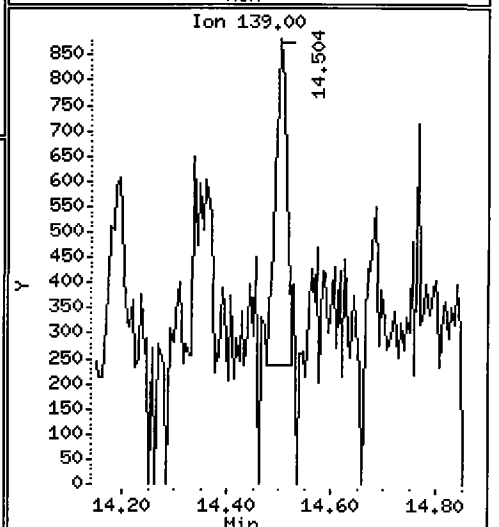
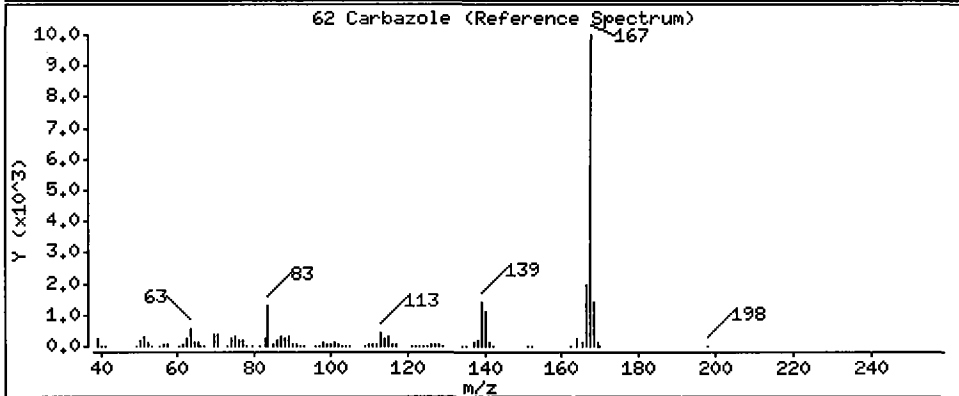
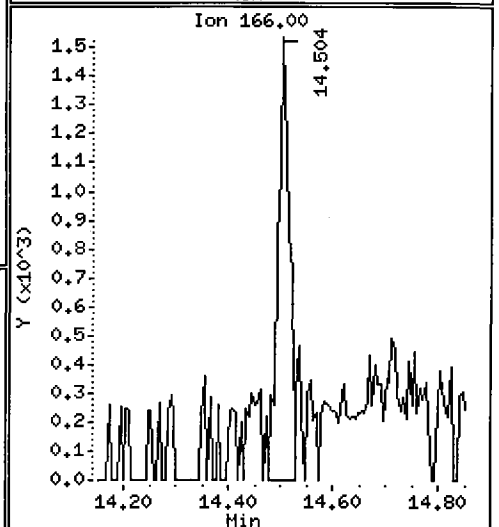
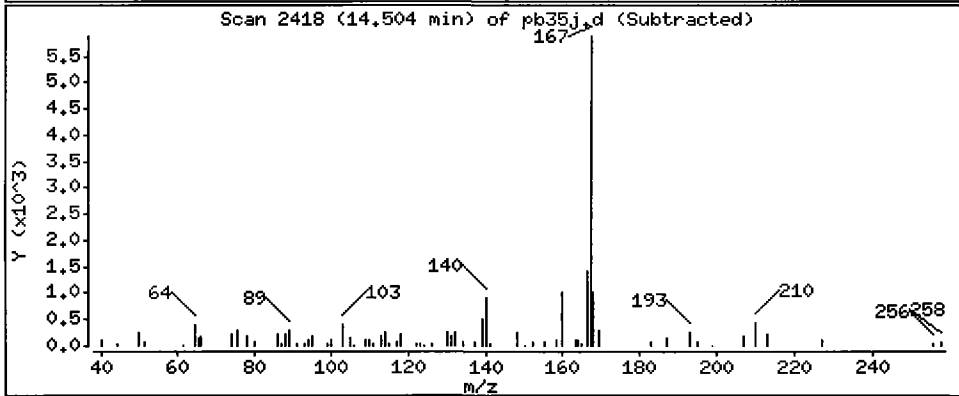
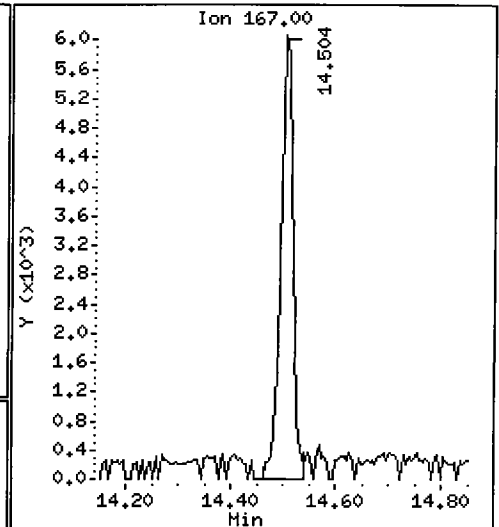
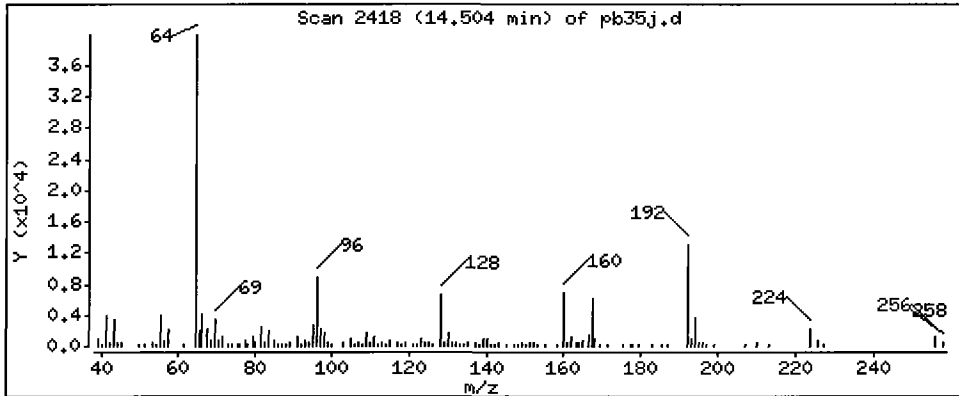
Operator: LJR/VTS

Column phase: ZB-5

Column diameter: 0.32

62 Carbazole

Concentration: 38.87 ug/kg



Date : 15-JUN-2009 19:00

Client ID: 3SED2-C

Instrument: nt6.i

Sample Info: PB35J,3

Volume Injected (uL): 1.0

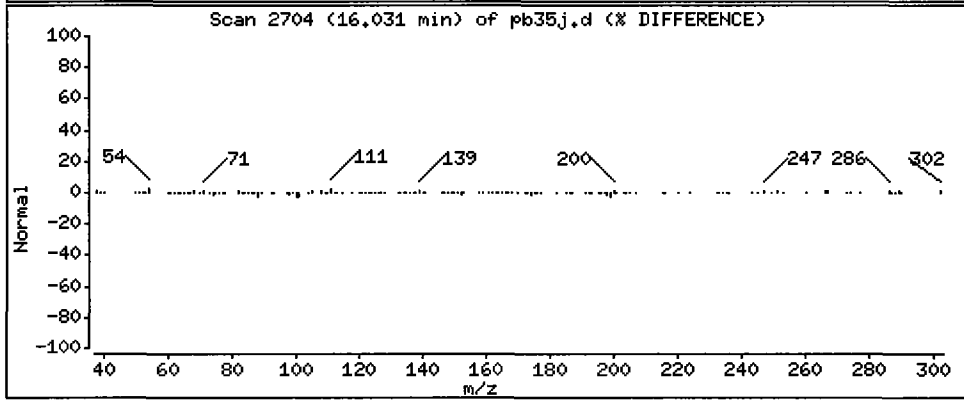
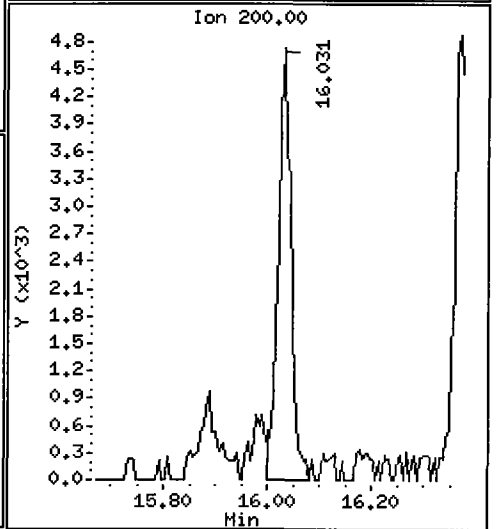
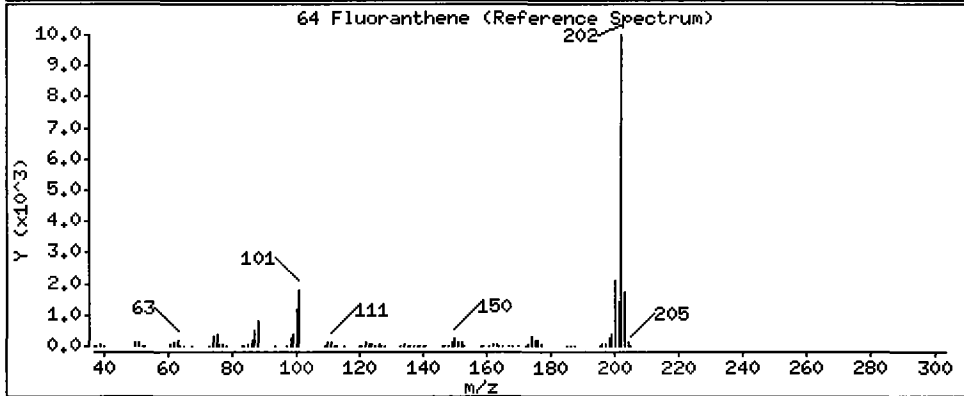
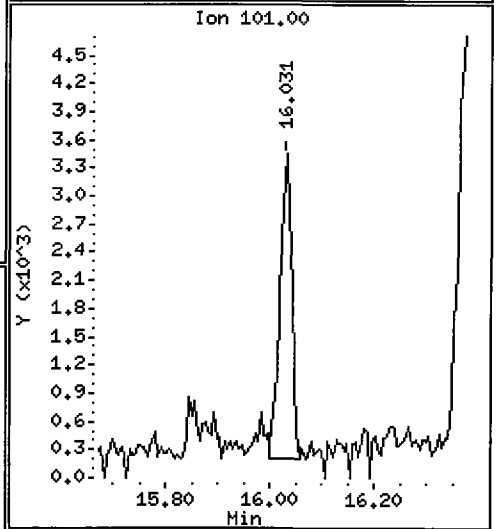
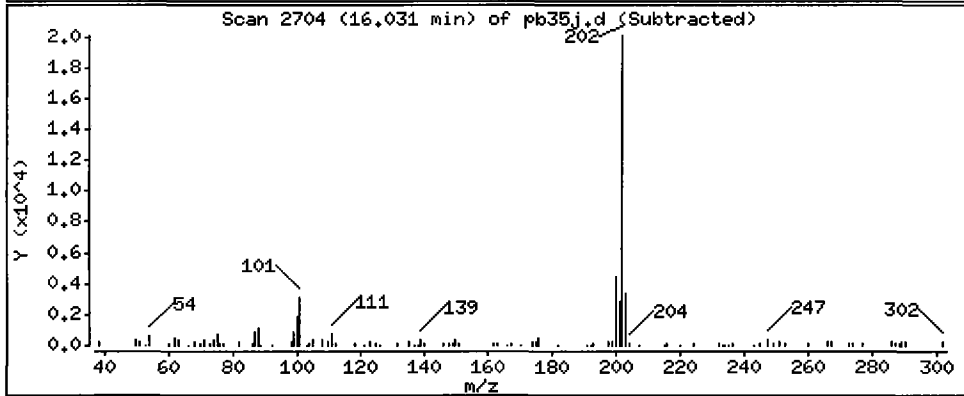
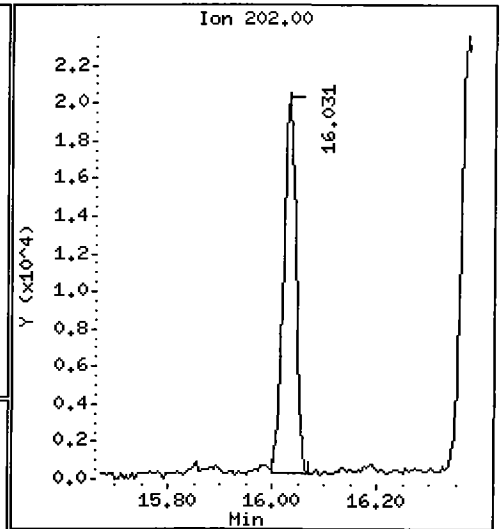
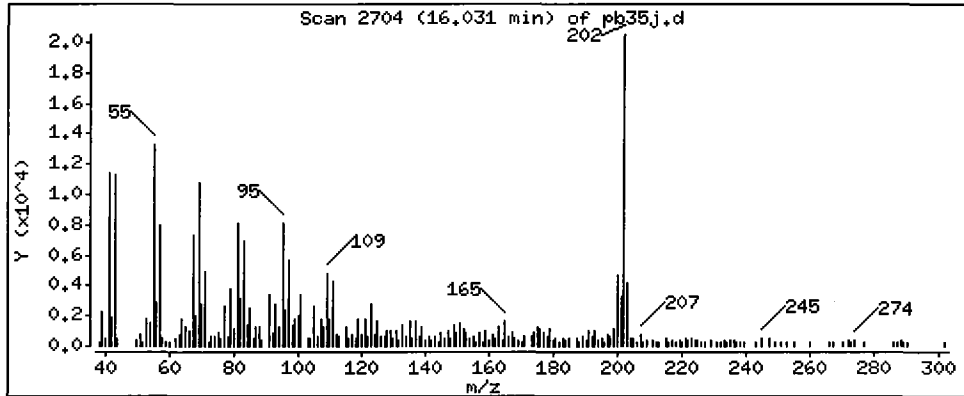
Operator: LJR/VTS

Column phase: ZB-5

Column diameter: 0,32

64 Fluoranthene

Concentration: 107,0 ug/kg



Date : 15-JUN-2009 19:00

Client ID: 3SED2-C

Instrument: nt6.i

Sample Info: PB35J,3

Volume Injected (uL): 1.0

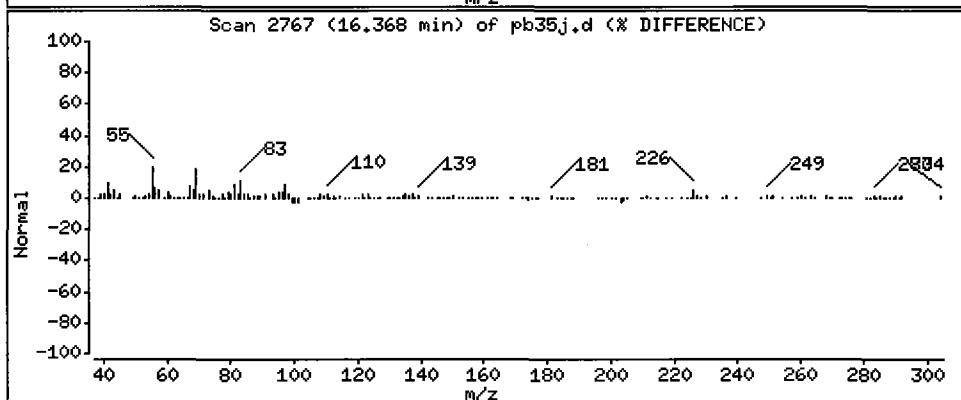
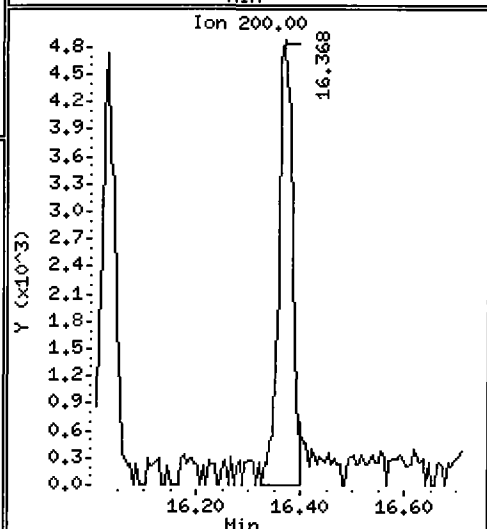
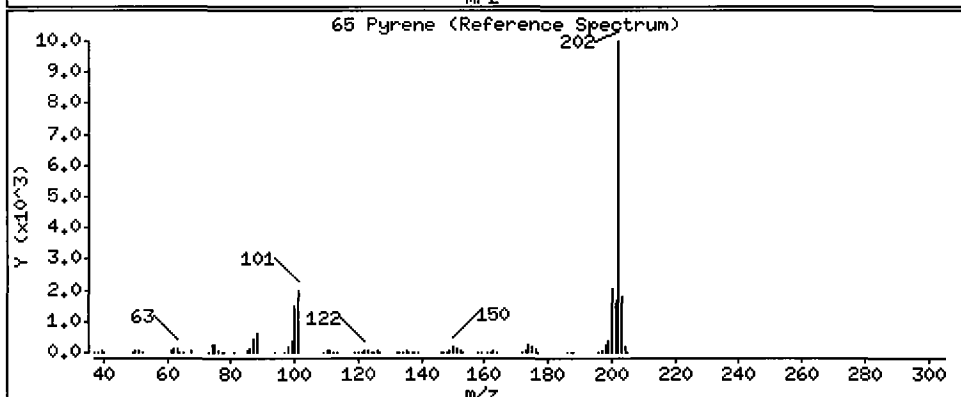
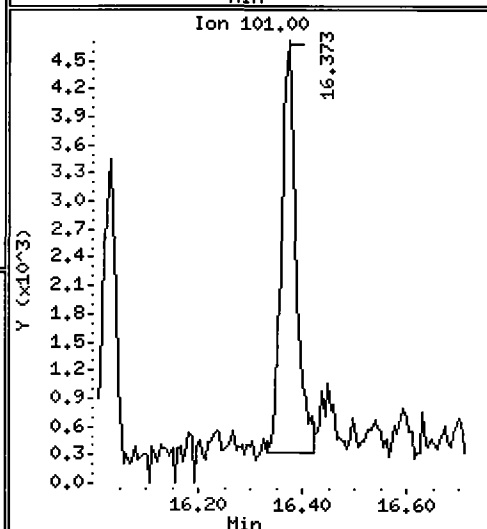
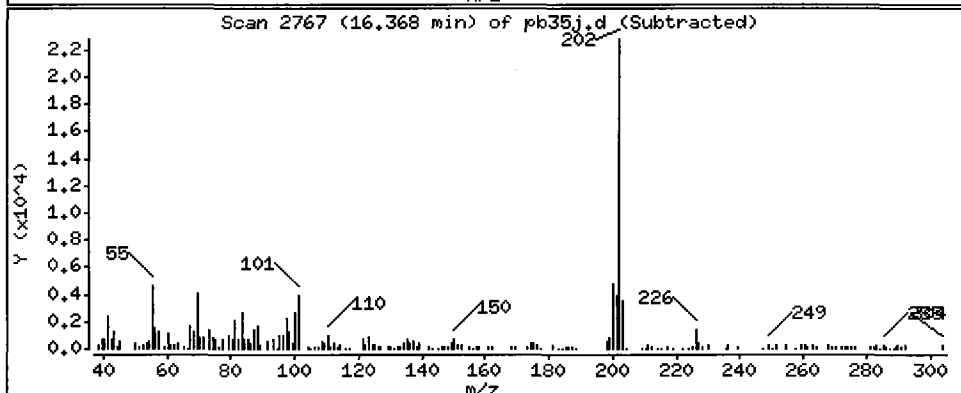
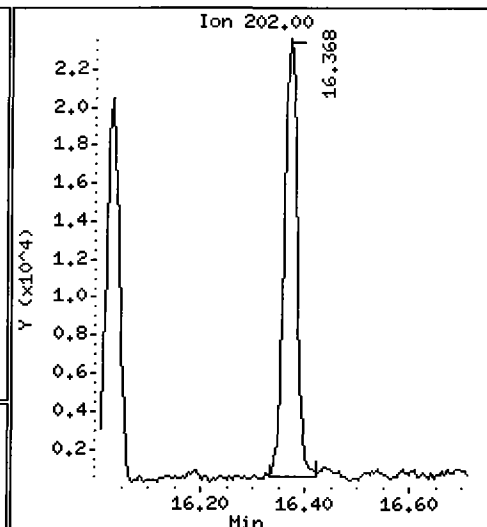
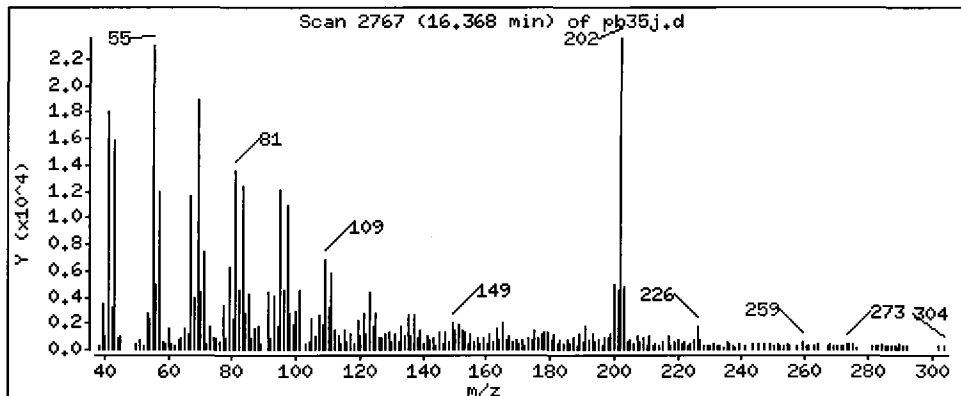
Operator: LJR/VTS

Column phase: ZB-5

Column diameter: 0.32

65 Pyrene

Concentration: 69.32 ug/kg



Date : 15-JUN-2009 19:00

Client ID: 3SED2-C

Instrument: nt6.i

Sample Info: PB35J,3

Volume Injected (uL): 1.0

Operator: LJR/VTS

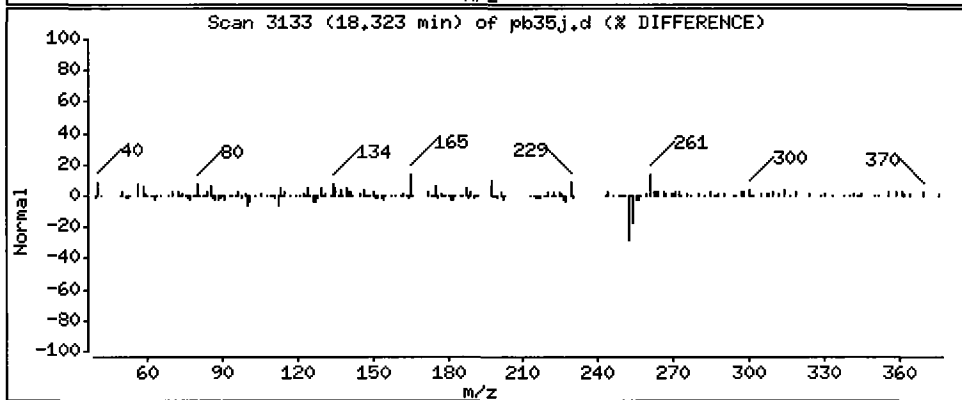
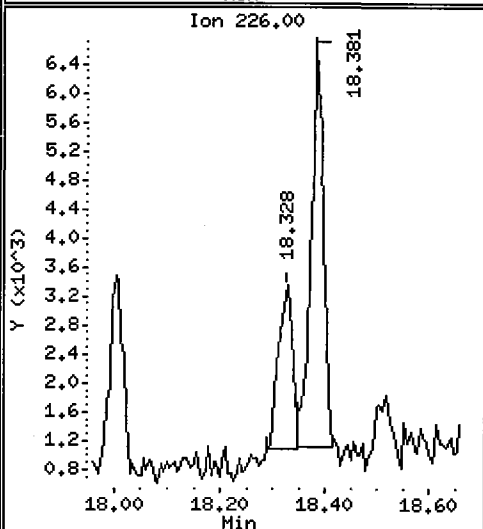
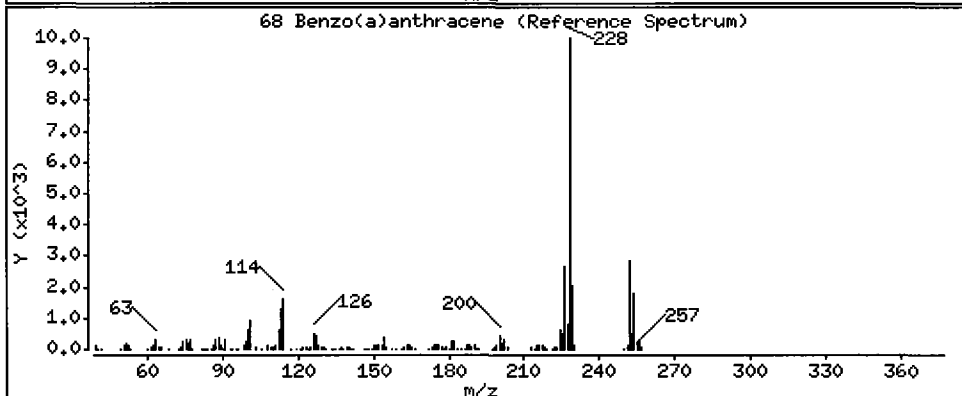
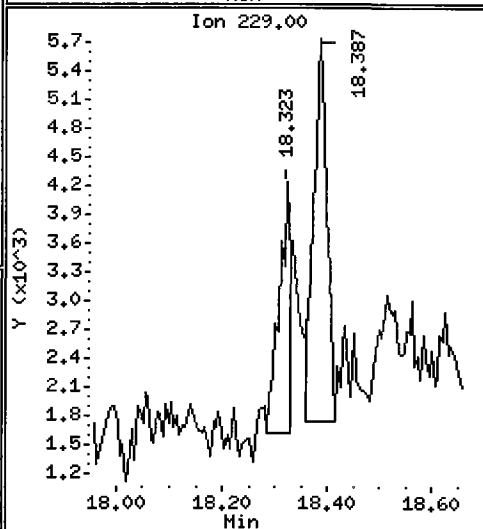
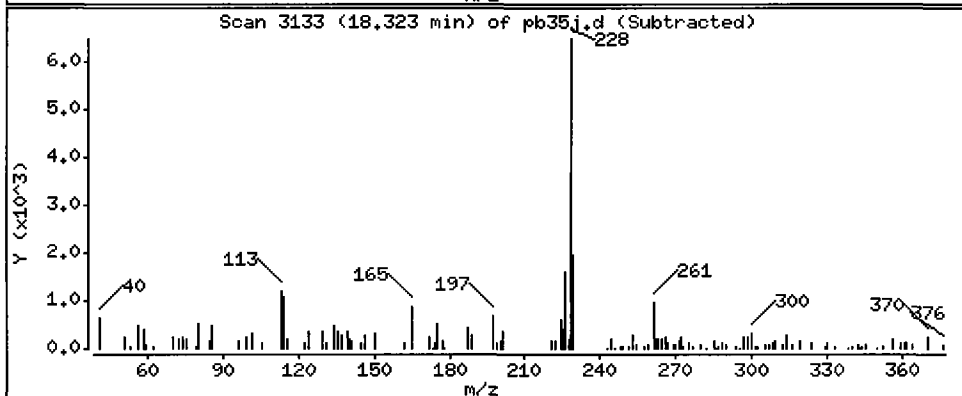
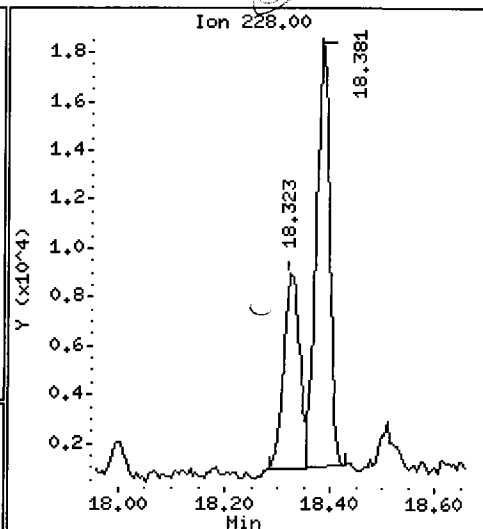
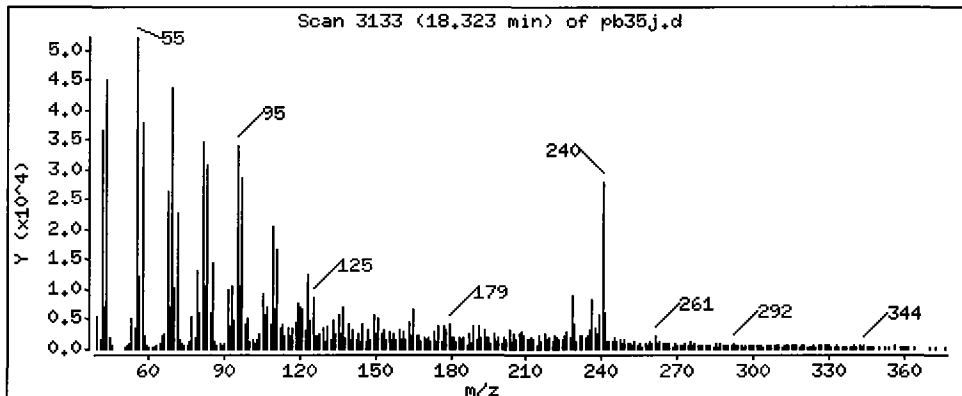
Column phase: ZB-5

Column diameter: 0.32

FLR

68 Benzo(a)anthracene

Concentration: 34.48 ug/kg



Date : 15-JUN-2009 19:00

Client ID: 3SED2-C

Instrument: nt6.i

Sample Info: PB35J,3

Volume Injected (uL): 1.0

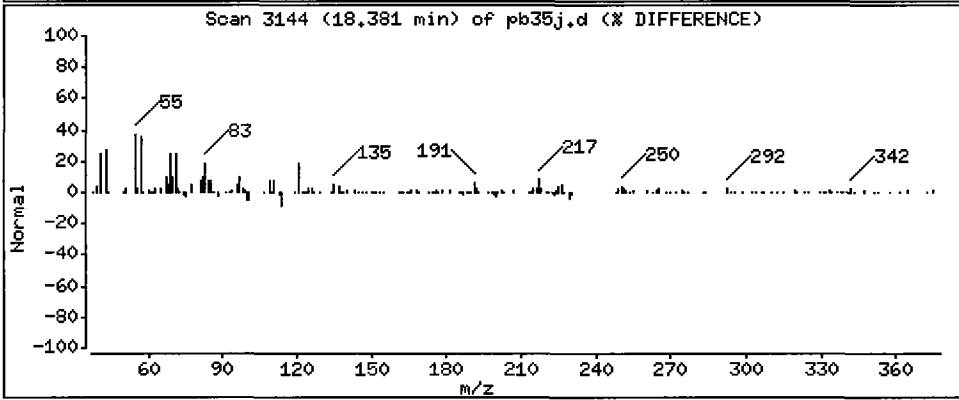
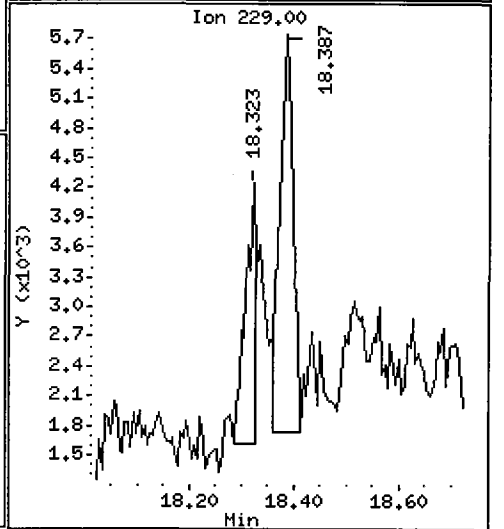
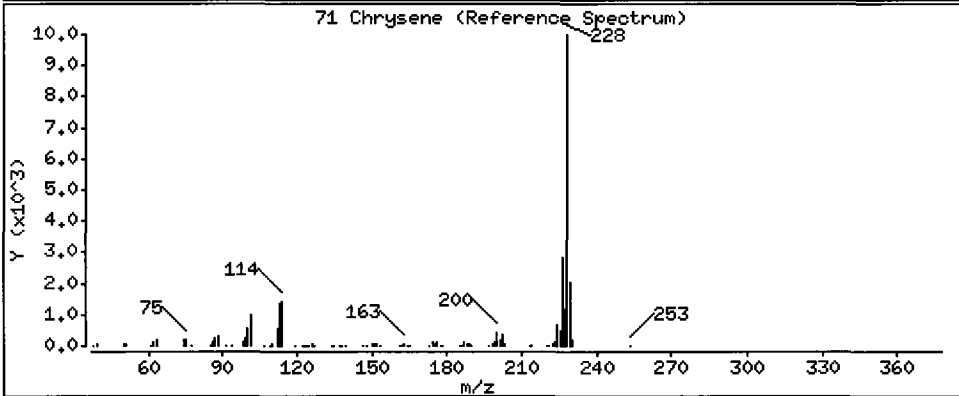
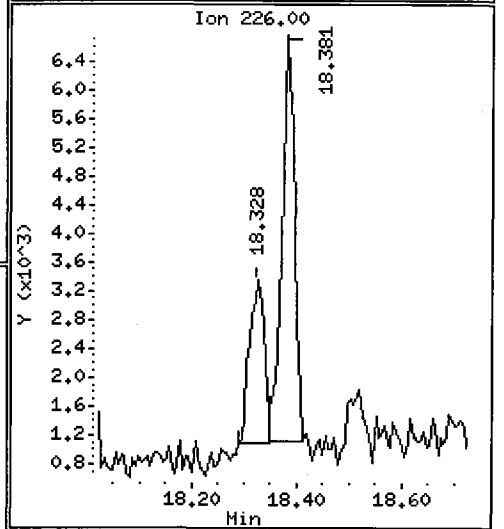
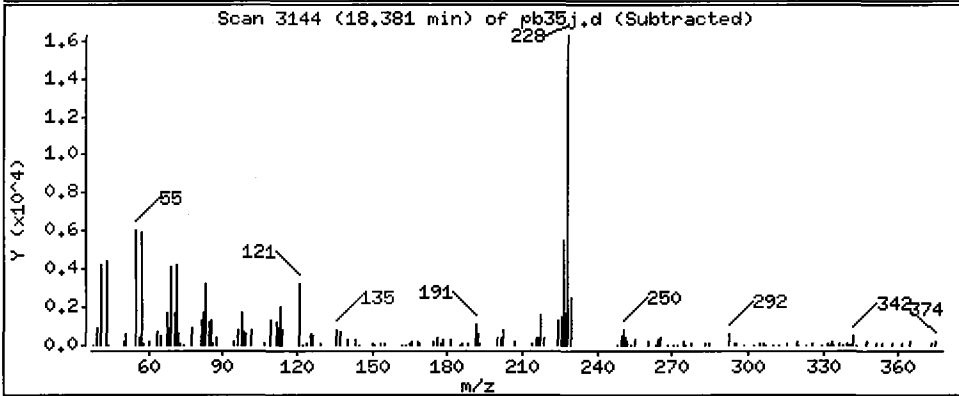
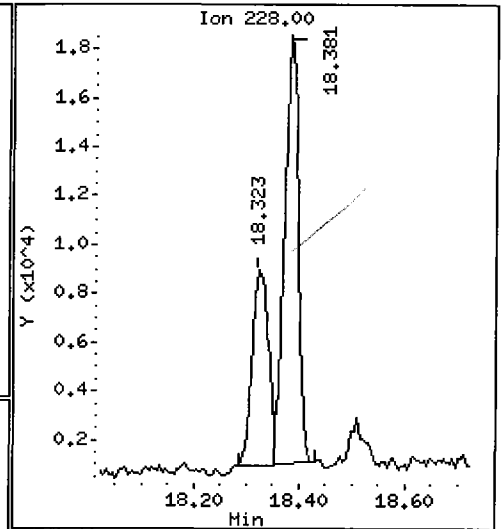
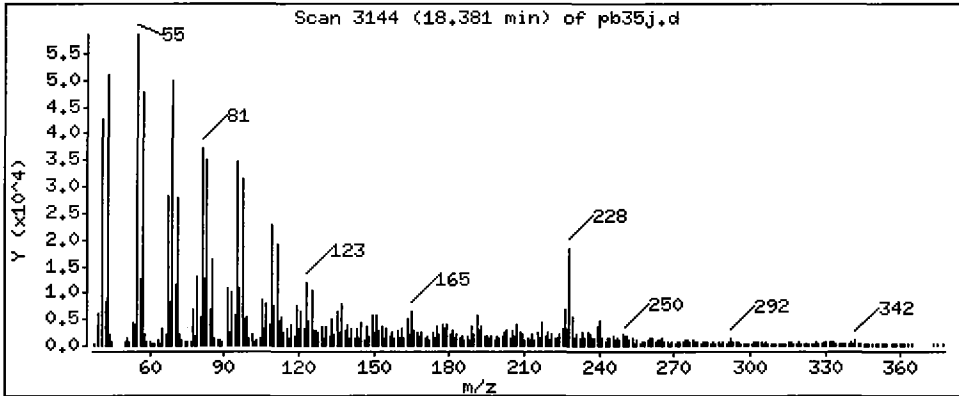
Operator: LJR/VTS

Column phase: ZB-5

Column diameter: 0.32

71 Chrysene

Concentration: 66.43 ug/kg



Date : 15-JUN-2009 19:00

Client ID: 3SED2-C

Instrument: nt6.i

Sample Info: PB35J,3

Volume Injected (uL): 1.0

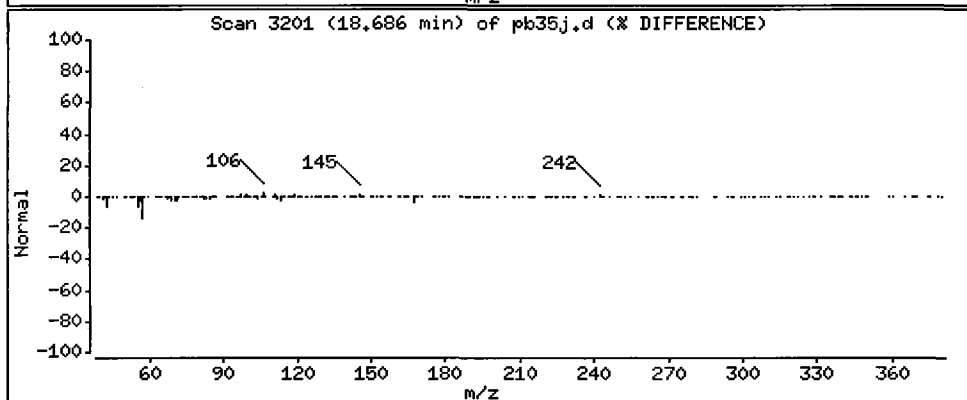
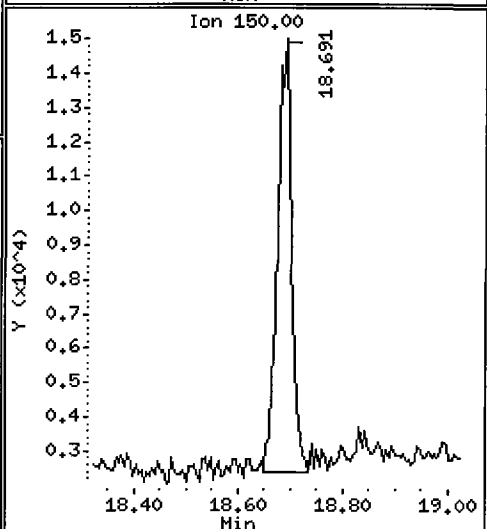
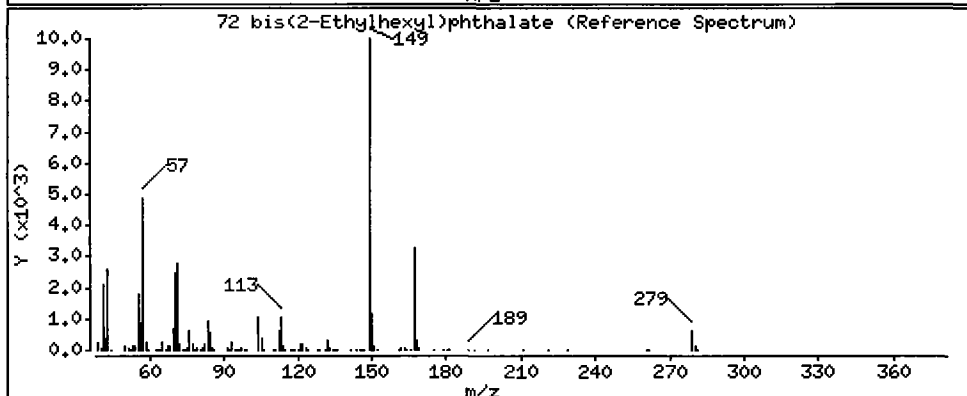
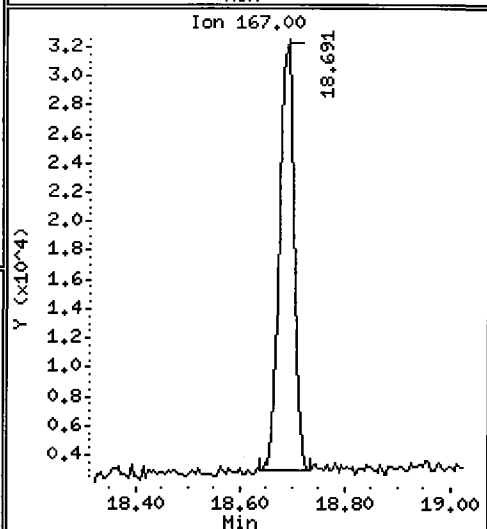
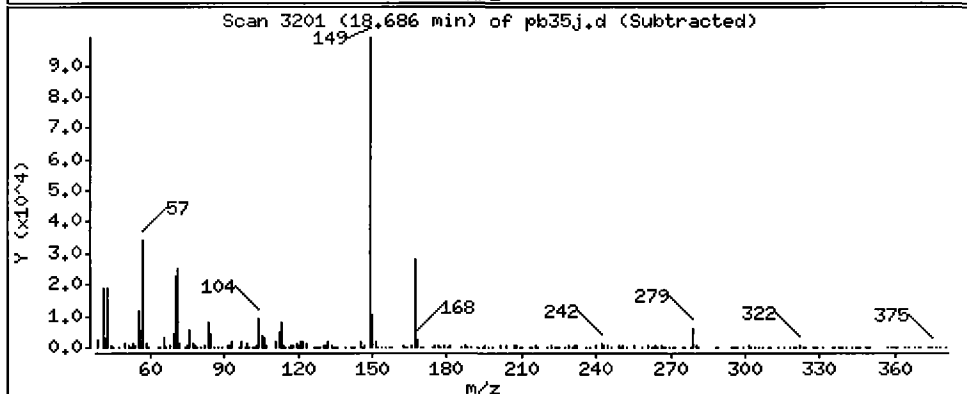
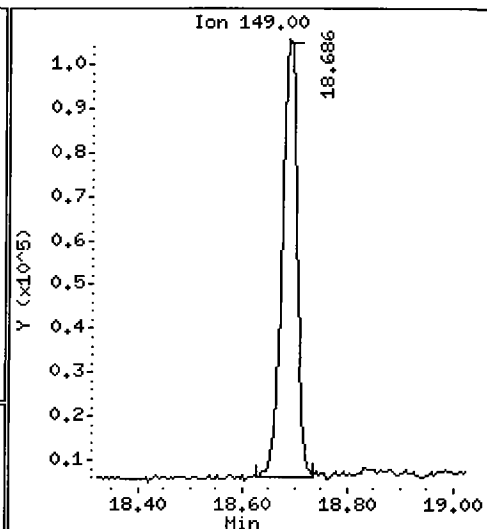
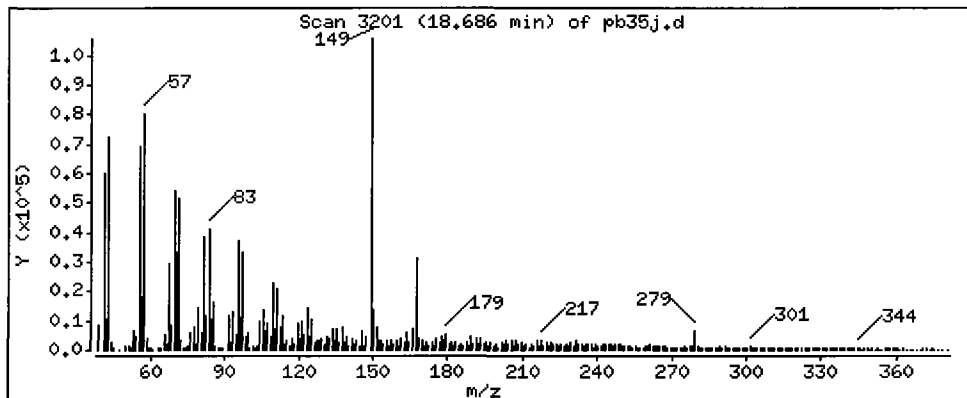
Operator: LJR/VTS

Column phase: ZB-5

Column diameter: 0.32

72 bis(2-Ethylhexyl)phthalate

Concentration: 617.0 ug/kg



Date : 15-JUN-2009 19:00

Client ID: 3SED2-C

Instrument: nt6.i

Sample Info: PB35J,3

Volume Injected (uL): 1.0

Operator: LJR/VTS

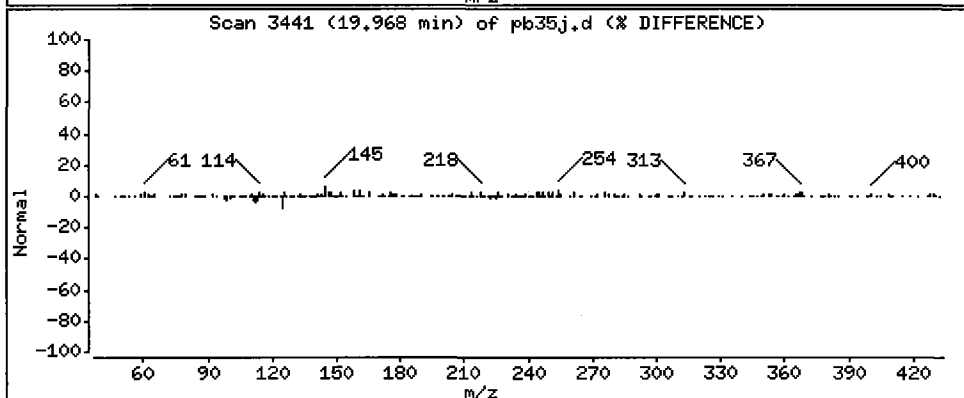
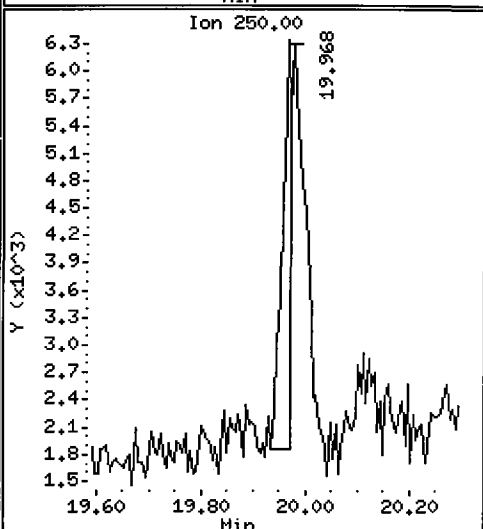
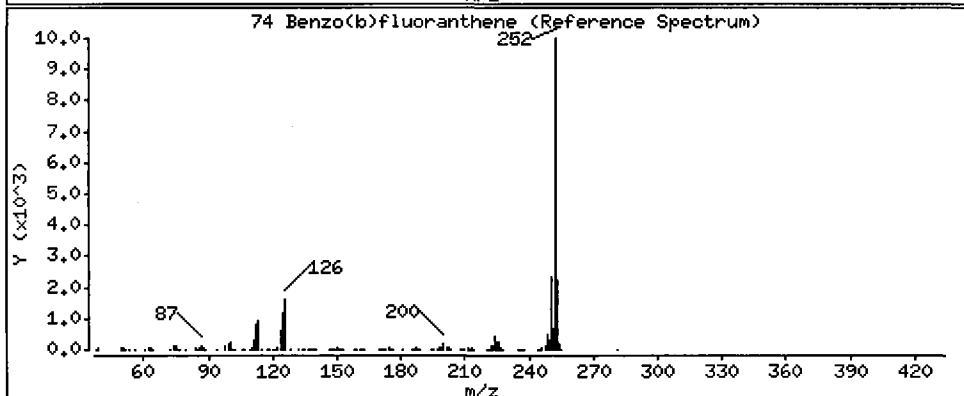
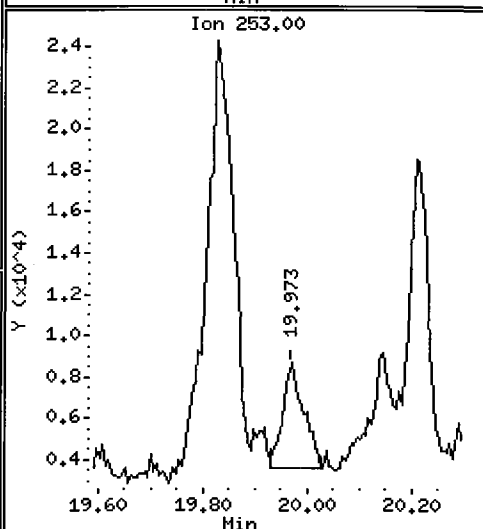
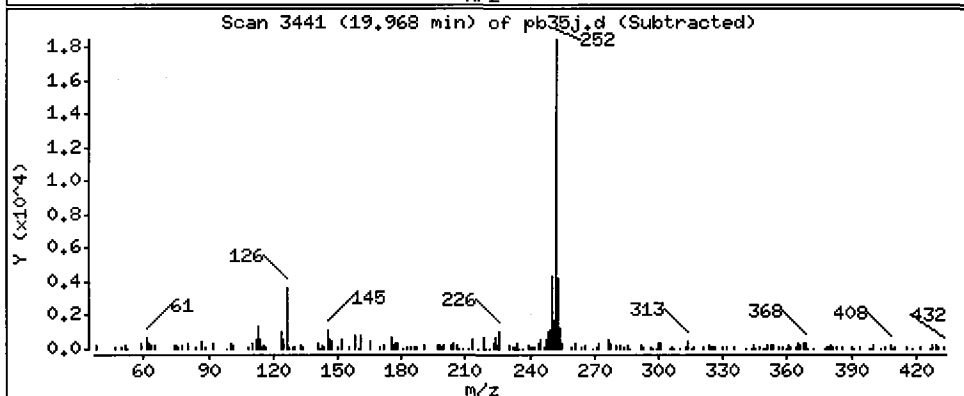
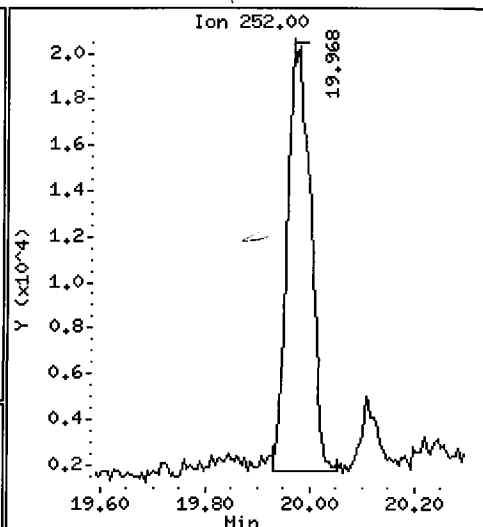
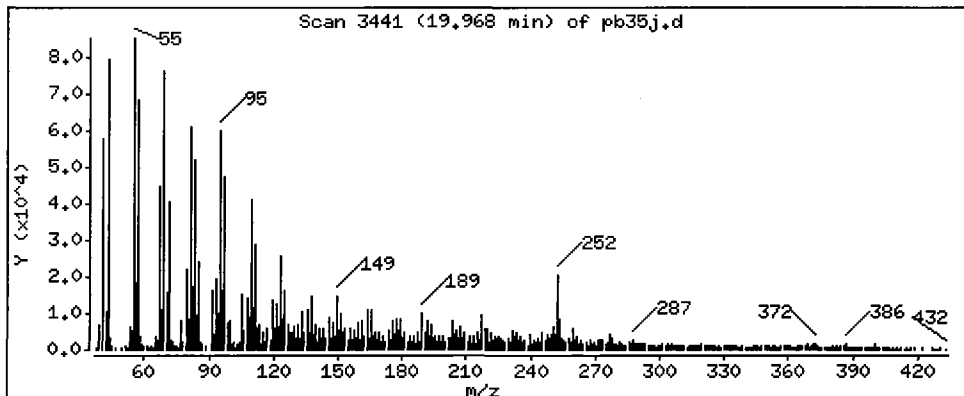
Column phase: ZB-5

Column diameter: 0.32

74 Benzo(b)fluoranthene

Concentration: 88.21 ug/kg

Handwritten signature: K. FLA



Date : 15-JUN-2009 19:00

Client ID: 3SED2-C

Instrument: nt6.i

Sample Info: PB35J,3

Volume Injected (uL): 1.0

Operator: LJR/VTS

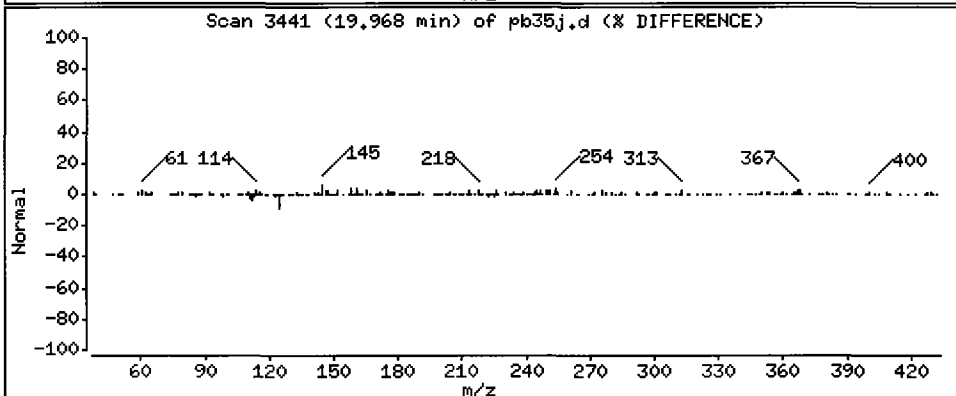
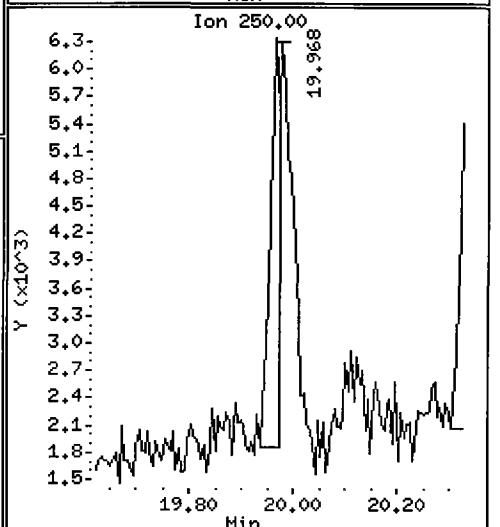
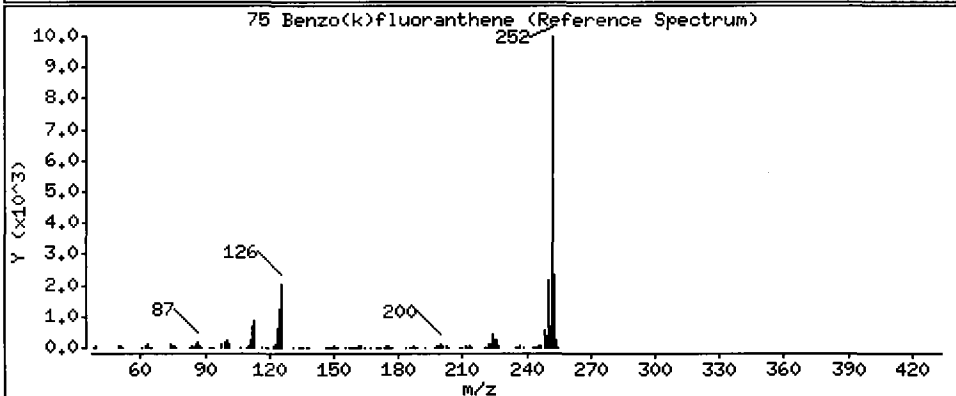
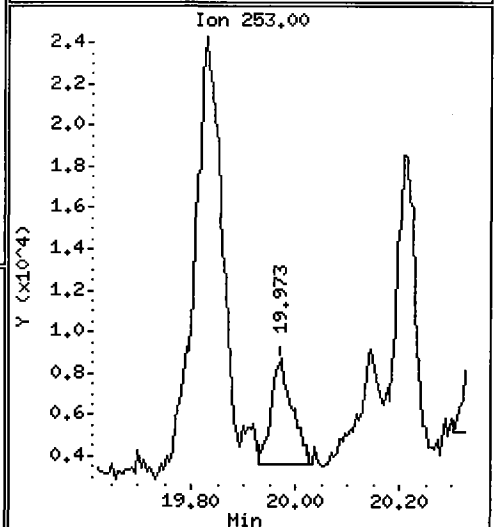
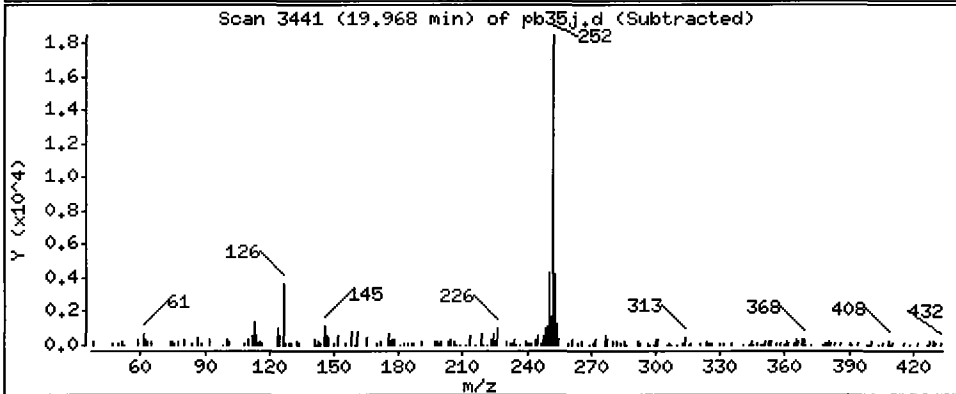
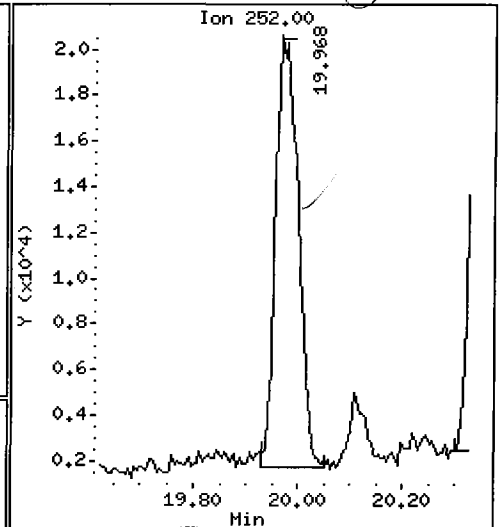
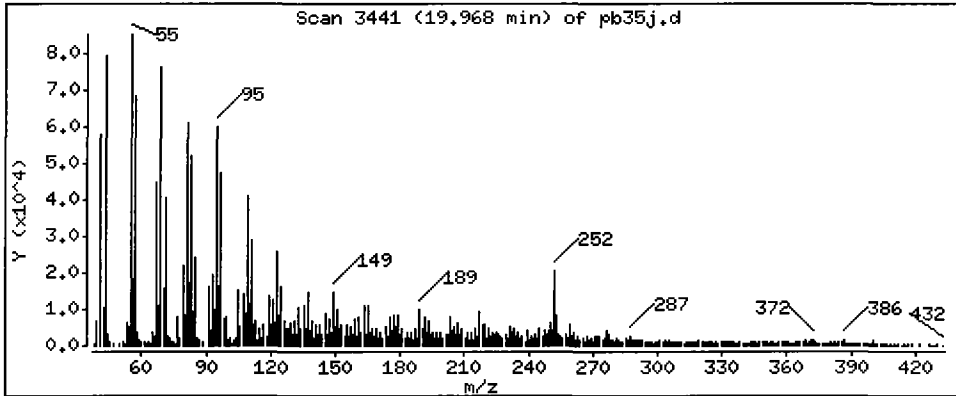
Column phase: ZB-5

Column diameter: 0.32

Handwritten signature: 1/2 JLR

75 Benzo(k)fluoranthene

Concentration: 85.89 ug/kg



Date : 15-JUN-2009 19:00

Client ID: 3SED2-C

Instrument: nt6.i

Sample Info: PB35J,3

Volume Injected (uL): 1.0

Operator: LJR/VTS

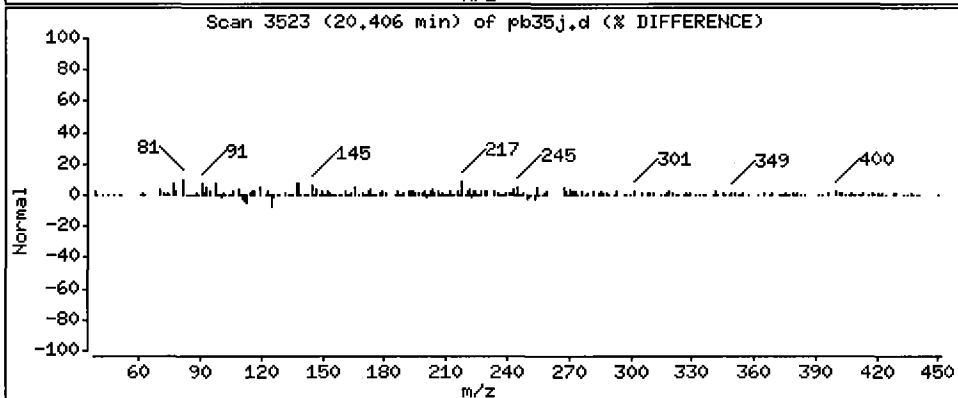
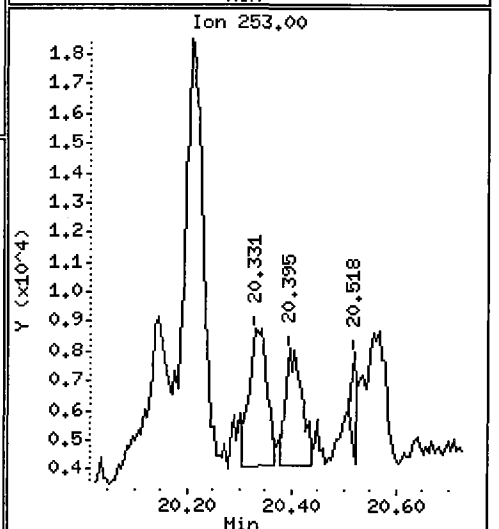
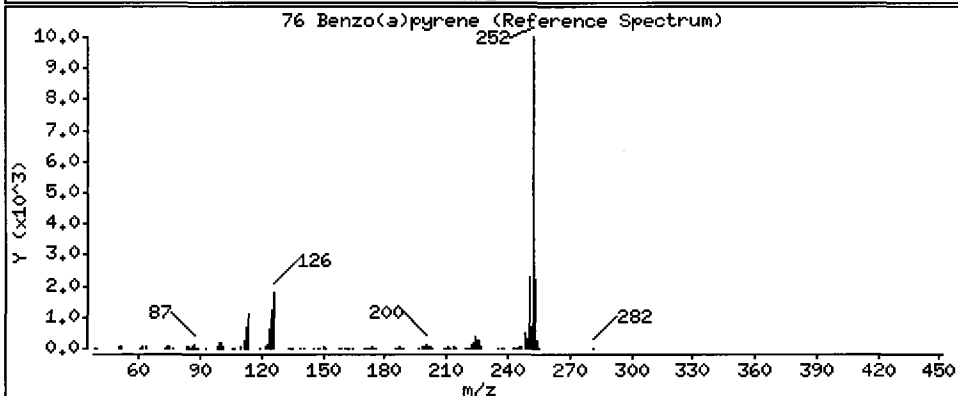
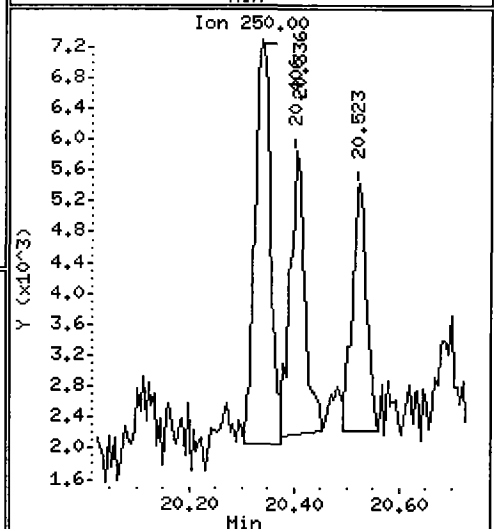
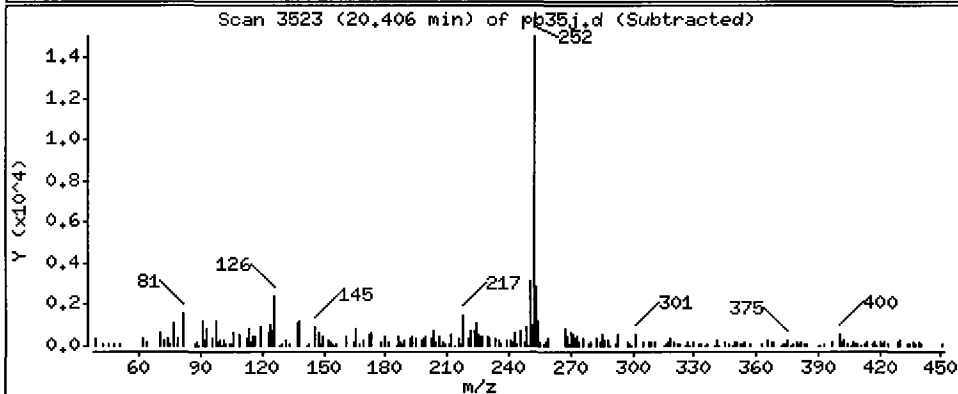
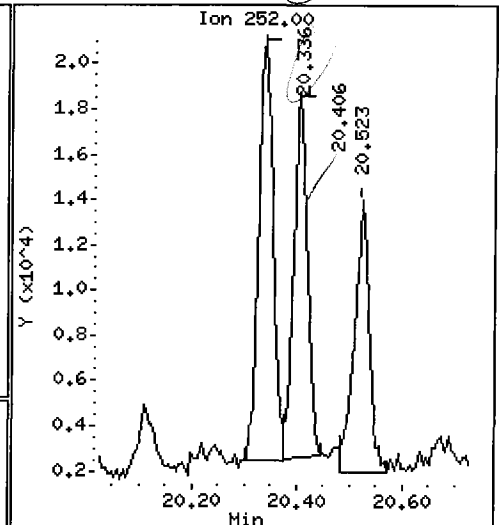
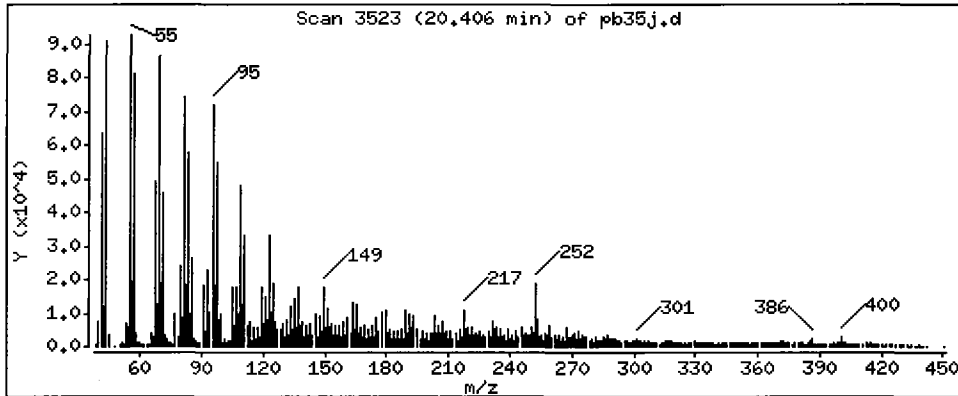
Column phase: ZB-5

Column diameter: 0.32

76 Benzo(a)pyrene

Concentration: 49.37 ug/kg

OCM



Date : 15-JUN-2009 19:00

Client ID: 3SED2-C

Instrument: nt6.i

Sample Info: PB35J,3

Volume Injected (uL): 1.0

Operator: LJR/VTS

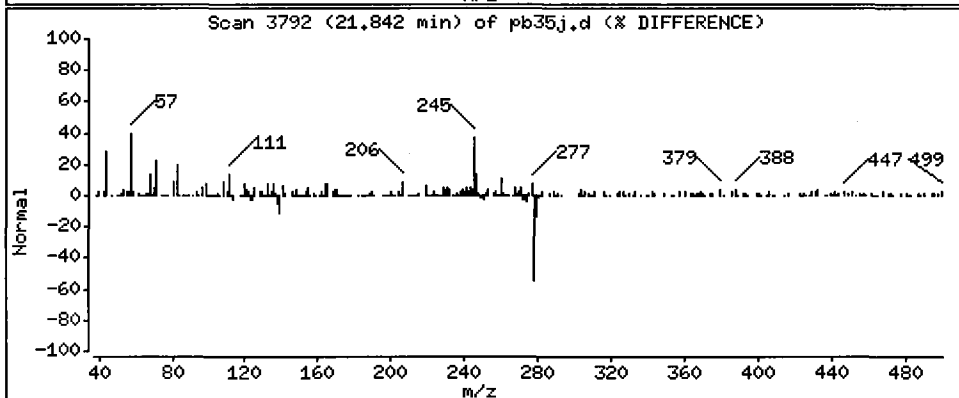
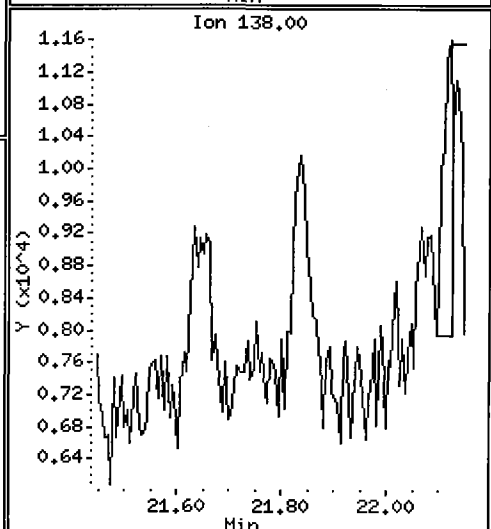
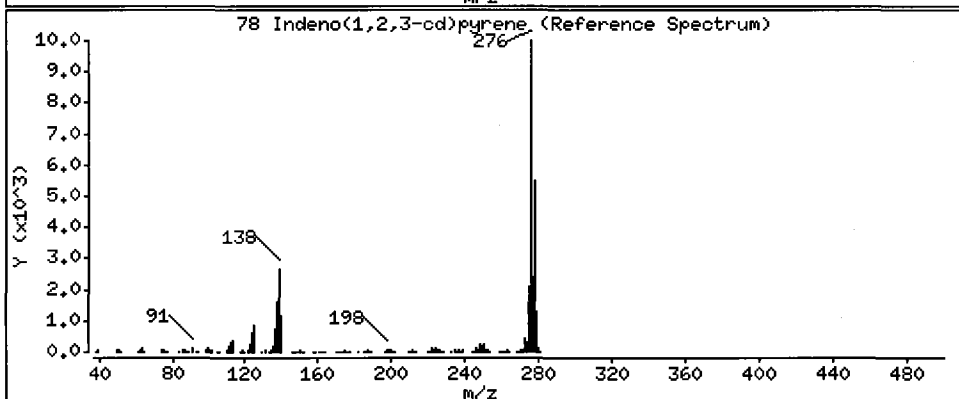
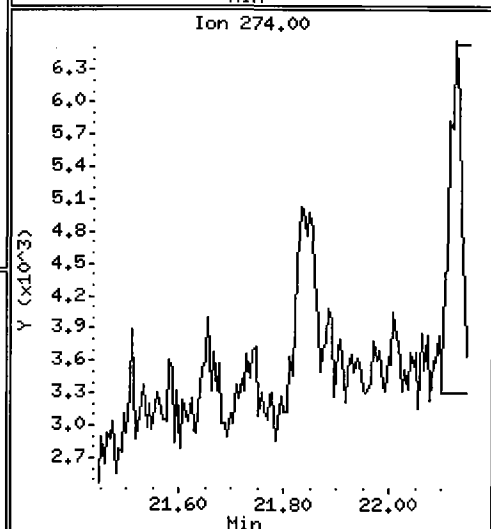
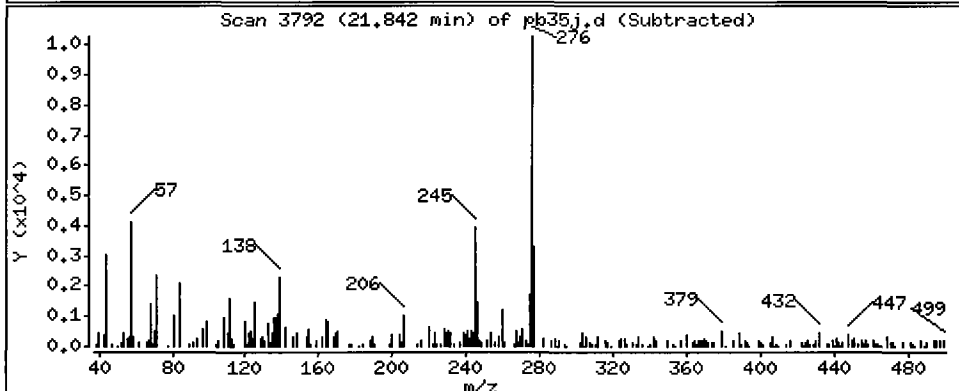
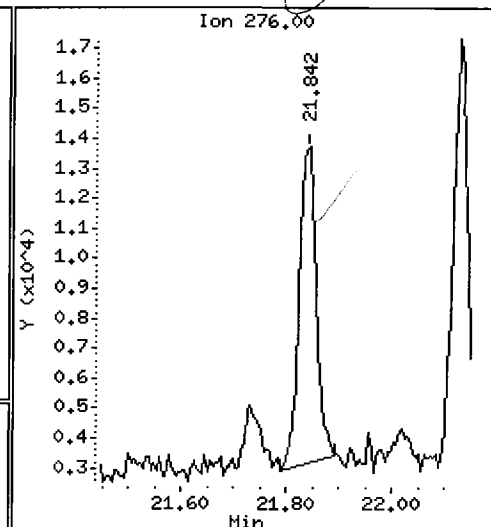
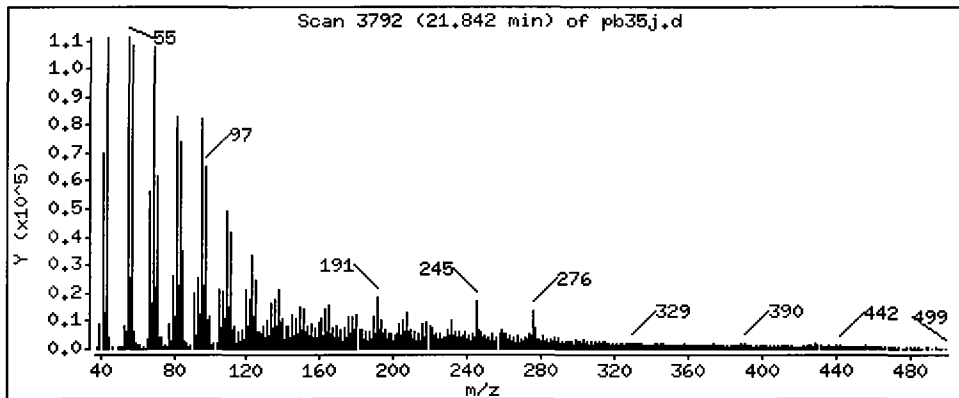
Column phase: ZB-5

Column diameter: 0.32

78 Indeno(1,2,3-cd)pyrene

Concentration: 29.97 ug/kg

Olsen



Date : 15-JUN-2009 19:00

Client ID: 3SED2-C

Instrument: nt6.i

Sample Info: PB35J,3

Volume Injected (uL): 1.0

Operator: LJR/VTS

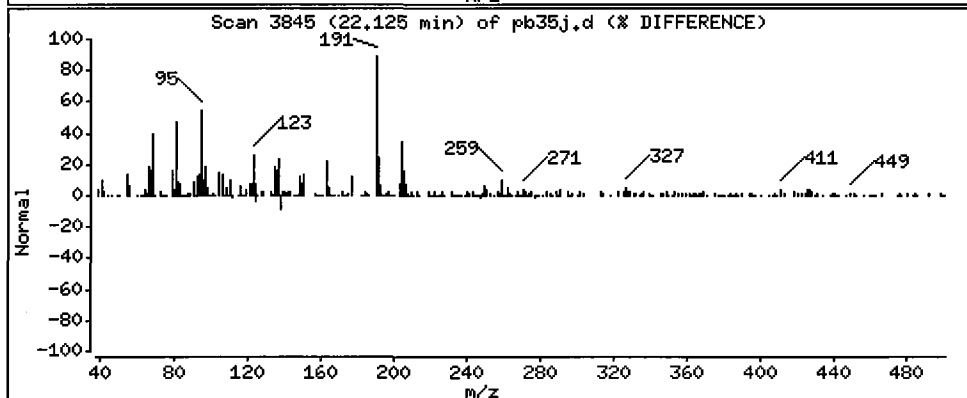
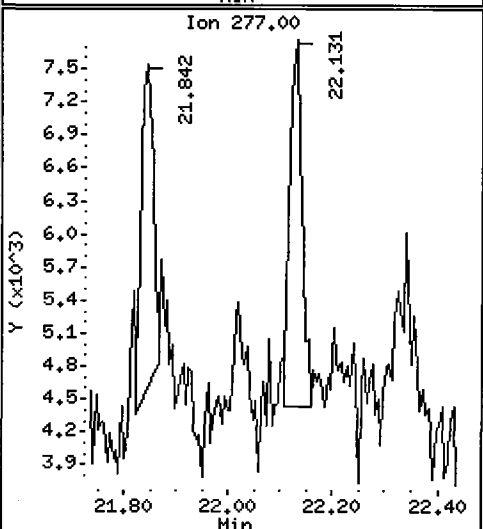
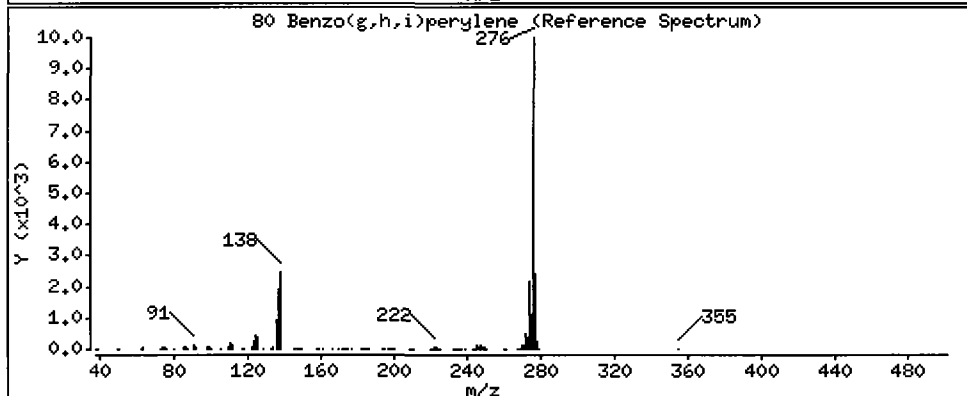
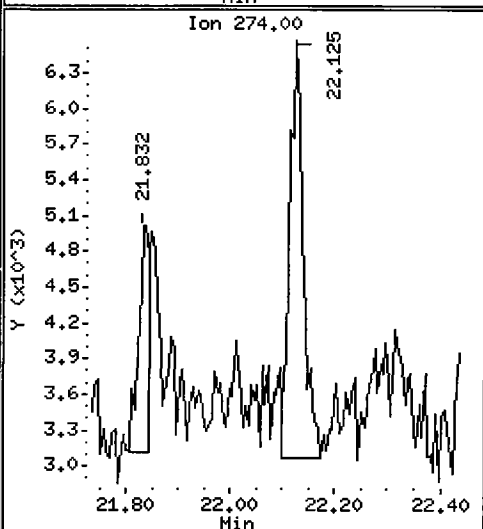
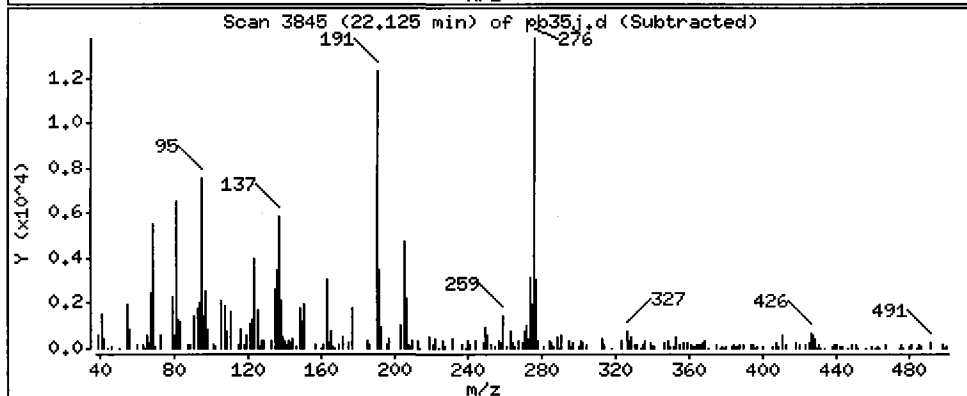
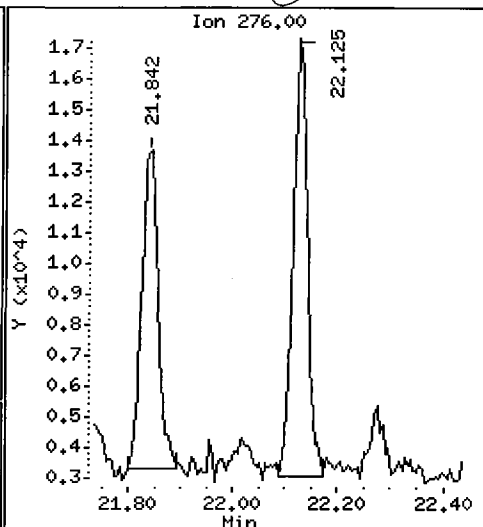
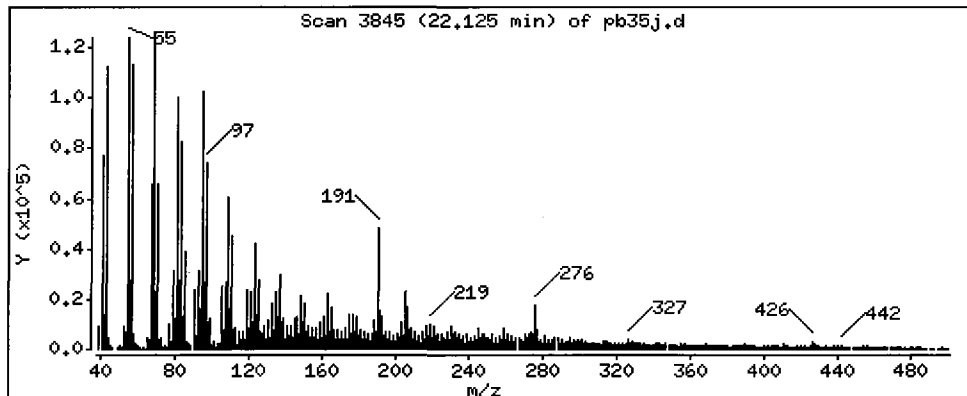
Column phase: ZB-5

Column diameter: 0.32

80 Benzo(g,h,i)perylene


Concentration: 39.27 ug/kg

Over



ORGANICS ANALYSIS DATA SHEET
PSDDA Semivolatiles by SW8270D GC/MS
 Page 1 of 1

Sample ID: 3SED2-C
DILUTION

Lab Sample ID: PB35J
 LIMS ID: 09-12726
 Matrix: Sediment
 Data Release Authorized: 
 Reported: 06/17/09

QC Report No: PB35-ENVIROMENTAL SCIENCE CORP.
 Project: JELD-WEN NORD DOOR
 NA
 Date Sampled: 06/03/09
 Date Received: 06/03/09

Date Extracted: 06/08/09
 Date Analyzed: 06/16/09 20:41
 Instrument/Analyst: NT6/LJR
 GPC Cleanup: Yes

Sample Amount: 25.3 g-dry-wt
 Final Extract Volume: 0.5 mL
 Dilution Factor: 20.0
 Percent Moisture: 35.9%

CAS Number	Analyte	RL	Result
108-95-2	Phenol	400	< 400 U
541-73-1	1,3-Dichlorobenzene	400	< 400 U
106-46-7	1,4-Dichlorobenzene	400	< 400 U
100-51-6	Benzyl Alcohol	400	< 400 U
95-50-1	1,2-Dichlorobenzene	400	< 400 U
95-48-7	2-Methylphenol	400	< 400 U
106-44-5	4-Methylphenol	400	< 400 U
67-72-1	Hexachloroethane	400	< 400 U
105-67-9	2,4-Dimethylphenol	400	< 400 U
65-85-0	Benzoic Acid	4,000	< 4,000 U
120-82-1	1,2,4-Trichlorobenzene	400	< 400 U
91-20-3	Naphthalene	400	< 400 U
87-68-3	Hexachlorobutadiene	400	< 400 U
91-57-6	2-Methylnaphthalene	400	< 400 U
131-11-3	Dimethylphthalate	400	< 400 U
208-96-8	Acenaphthylene	400	< 400 U
83-32-9	Acenaphthene	400	< 400 U
132-64-9	Dibenzofuran	400	< 400 U
84-66-2	Diethylphthalate	400	< 400 U
86-73-7	Fluorene	400	< 400 U
86-30-6	N-Nitrosodiphenylamine	400	< 400 U
118-74-1	Hexachlorobenzene	400	< 400 U
87-86-5	Pentachlorophenol	2,000	< 2,000 U
85-01-8	Phenanthrene	400	< 400 U
120-12-7	Anthracene	400	< 400 U
84-74-2	Di-n-Butylphthalate	400	< 400 U
206-44-0	Fluoranthene	400	< 400 U
129-00-0	Pyrene	400	< 400 U
85-68-7	Butylbenzylphthalate	400	< 400 U
56-55-3	Benzo(a)anthracene	400	< 400 U
117-81-7	bis(2-Ethylhexyl)phthalate	400	870
218-01-9	Chrysene	400	< 400 U
117-84-0	Di-n-Octyl phthalate	400	< 400 U
205-99-2	Benzo(b)fluoranthene	400	< 400 U
207-08-9	Benzo(k)fluoranthene	400	< 400 U
50-32-8	Benzo(a)pyrene	400	< 400 U
193-39-5	Indeno(1,2,3-cd)pyrene	400	< 400 U
53-70-3	Dibenz(a,h)anthracene	400	< 400 U
191-24-2	Benzo(g,h,i)perylene	400	< 400 U
90-12-0	1-Methylnaphthalene	400	< 400 U

Reported in µg/kg (ppb)

Semivolatile Surrogate Recovery

d5-Nitrobenzene	64.0%	2-Fluorobiphenyl	51.2%
d14-p-Terphenyl	75.2%	d4-1,2-Dichlorobenzene	55.2%
d5-Phenol	48.5%	2-Fluorophenol	59.2%
2,4,6-Tribromophenol	60.3%	d4-2-Chlorophenol	54.4%

Analytical Resources, Inc.

Semivolatiles Report SW846 Method 8270D

Data file : /chem1/nt6.i/20090616.b/pb35jdl.d
 Lab Smp Id: PB35J Client Smp ID: 3SED2-C
 Inj Date : 16-JUN-2009 20:41
 Operator : LJR/VTS Inst ID: nt6.i
 Smp Info : PB35J,20
 Misc Info : 09-12726
 Comment : 1ul Injection
 Method : /chem1/nt6.i/20090616.b/SW846.m
 Meth Date : 17-Jun-2009 11:06 jeff Quant Type: ISTD
 Cal Date : 11-JUN-2009 14:21 Cal File: 0050611a.d
 Als bottle: 17
 Dil Factor: 20.00000
 Integrator: HP RTE Compound Sublist: PSDDA.sub
 Target Version: 3.50

LJR
6/17/09

Concentration Formula: Amt * DF * Vt / (Ws * (100 - M) / 100) * CpndVariable

Name	Value	Description
DF	20.00000	Dilution Factor
Vt	500.00000	Volume of final extract (uL)
Ws	39.50000	Weight of sample extracted (g)
M	35.90000	% Moisture

Cpnd Variable

Local Compound Variable

Compounds	QUANT SIG	RT	EXP RT	REL RT	RESPONSE	CONCENTRATIONS	
						ON-COLUMN (ug/mL)	FINAL (ug/kg)
\$ 1 2-Fluorophenol	112	4.664	4.638	(0.692)	9386	1.10969	438.3
\$ 2 Phenol-d5	99	6.448	6.428	(0.957)	10288	0.90577	357.7
3 Phenol	94	Compound Not Detected.					
\$ 5 2-Chlorophenol-d4	132	6.454	6.438	(0.958)	7060	1.02003	402.9
4 Bis(2-Chloroethyl) ether	93	Compound Not Detected.					
6 2-Chlorophenol	128	Compound Not Detected.					
7 1,3-Dichlorobenzene	146	Compound Not Detected.					
* 8 1,4-Dichlorobenzene-d4	152	6.737	6.732	(1.000)	102594	20.0000	
9 1,4-Dichlorobenzene	146	Compound Not Detected.					
\$ 10 1,2-Dichlorobenzene-d4	152	7.036	7.036	(1.044)	3500	0.68511	270.6(M)
12 1,2-Dichlorobenzene	146	Compound Not Detected.					
11 Benzyl alcohol	108	Compound Not Detected.					
14 2,2'-oxybis(1-Chloropropane)	45	Compound Not Detected.					
13 2-Methylphenol	108	Compound Not Detected.					
17 Hexachloroethane	117	Compound Not Detected.					

Compounds	QUANT SIG MASS	RT	EXP RT	REL RT	RESPONSE	CONCENTRATIONS	
						ON-COLUMN (ug/mL)	FINAL (ug/kg)
16 N-Nitroso-di-n-propylamine	70						
15 4-Methylphenol	108						
\$ 18 Nitrobenzene-d5	82	7.703	7.704	(0.875)	8178	0.79814	315.2
19 Nitrobenzene	77						
20 Isophorone	82						
21 2-Nitrophenol	139						
22 2,4-Dimethylphenol	107						
23 Bis(2-Chloroethoxy)methane	93						
24 Benzoic acid	105						
25 2,4-Dichlorophenol	162						
26 1,2,4-Trichlorobenzene	180						
* 27 Naphthalene-d8	136	8.804	8.804	(1.000)	333632	20.0000	
28 Naphthalene	128						
29 4-Chloroaniline	127						
30 Hexachlorobutadiene	225						
31 4-Chloro-3-methylphenol	107						
32 2-Methylnaphthalene	141						
33 Hexachlorocyclopentadiene	237						
34 2,4,6-Trichlorophenol	196						
35 2,4,5-Trichlorophenol	196						
\$ 36 2-Fluorobiphenyl	172	10.625	10.626	(0.913)	9039	0.63588	251.1
37 2-Chloronaphthalene	162						
38 2-Nitroaniline	65						
39 Dimethylphthalate	163						
40 Acenaphthylene	152						
41 2,6-Dinitrotoluene	165						
* 42 Acenaphthene-d10	164	11.640	11.635	(1.000)	191375	20.0000	
43 3-Nitroaniline	138						
44 Acenaphthene	153						
45 2,4-Dinitrophenol	184						
46 Dibenzofuran	168						
47 4-Nitrophenol	109						
48 2,4-Dinitrotoluene	165						
50 Diethylphthalate	149						
49 Fluorene	166						
51 4-Chlorophenyl-phenylether	204						
52 4-Nitroaniline	138						
53 4,6-Dinitro-2-methylphenol	198						
54 N-Nitrosodiphenylamine	169						
\$ 55 2,4,6-Tribromophenol	330	12.927	12.917	(1.111)	2064	1.13111	446.7
56 4-Bromophenyl-phenylether	248						
57 Hexachlorobenzene	284						
58 Pentachlorophenol	266						
* 59 Phenanthrene-d10	188	13.968	13.964	(1.000)	293654	20.0000	
60 Phenanthrene	178						
61 Anthracene	178						
62 Carbazole	167						

Compounds	QUANT SIG MASS	RT	EXP RT	REL RT	RESPONSE	CONCENTRATIONS	
						ON-COLUMN (ug/mL)	FINAL (ug/kg)
63 Di-n-butylphthalate	149				Compound Not Detected.		
64 Fluoranthene	202				Compound Not Detected.		
65 Pyrene	202				Compound Not Detected.		
\$ 66 Terphenyl-d14	244	16.618	16.613	(0.912)	11653	0.94155	371.9
67 Butylbenzylphthalate	149				Compound Not Detected.		
68 Benzo(a)anthracene	228				Compound Not Detected.		
* 69 Chrysene-d12	240	18.215	18.210	(1.000)	231718	20.0000	
70 3,3'-Dichlorobenzidine	252				Compound Not Detected.		
71 Chrysene	228				Compound Not Detected.		
72 bis(2-Ethylhexyl)phthalate	149	18.562	18.557	(0.952)	22902	2.21096	873.2
* 134 Di-n-octylphthalate-d4	153	19.491	19.486	(1.000)	333979	20.0000	
73 Di-n-octylphthalate	149				Compound Not Detected.		
74 Benzo(b)fluoranthene	252				Compound Not Detected.		
75 Benzo(k)fluoranthene	252				Compound Not Detected.		
76 Benzo(a)pyrene	252				Compound Not Detected.		
* 77 Perylene-d12	264	20.340	20.325	(1.000)	159041	20.0000	
78 Indeno(1,2,3-cd)pyrene	276				Compound Not Detected.		
79 Dibenzo(a,h)anthracene	278				Compound Not Detected.		
80 Benzo(g,h,i)perylene	276				Compound Not Detected.		
90 N-Nitrosodimethylamine	74				Compound Not Detected.		
91 Aniline	93				Compound Not Detected.		
93 Benzidine	184				Compound Not Detected.		
103 Pyridine	79				Compound Not Detected.		
105 1-methylnaphthalene	141				Compound Not Detected.		
111 Azobenzene (1,2-DP-Hydrazine)	77				Compound Not Detected.		

QC Flag Legend

M - Compound response manually integrated.

Analytical Resources, Inc.

INTERNAL STANDARD COMPOUNDS
 AREA AND RT SUMMARY

Instrument ID: nt6.i
 Lab File ID: pb35jdl.d
 Lab Smp Id: PB35J
 Analysis Type: SV
 Quant Type: ISTD
 Operator: LJR/VTS
 Method File: /chem1/nt6.i/20090616.b/SW846.m
 Misc Info: 09-12726

Calibration Date: 16-JUN-2009
 Calibration Time: 11:54
 Client Smp ID: 3SED2-C
 Level: LOW
 Sample Type: Sediment

Test Mode:
 Use Initial Calibration Level 4.

COMPOUND	STANDARD	AREA LIMIT		SAMPLE	%DIFF
		LOWER	UPPER		
8 1,4-Dichlorobenze	112389	56194	224778	102594	-8.72
27 Naphthalene-d8	384492	192246	768984	333632	-13.23
42 Acenaphthene-d10	217478	108739	434956	191375	-12.00
59 Phenanthrene-d10	336594	168297	673188	293654	-12.76
69 Chrysene-d12	247160	123580	494320	231718	-6.25
134 Di-n-octylphthala	347036	173518	694072	333979	-3.76
77 Perylene-d12	232938	116469	465876	159041	-31.72

COMPOUND	STANDARD	RT LIMIT		SAMPLE	%DIFF
		LOWER	UPPER		
8 1,4-Dichlorobenze	6.73	6.23	7.23	6.74	0.07
27 Naphthalene-d8	8.80	8.30	9.30	8.80	-0.01
42 Acenaphthene-d10	11.64	11.14	12.14	11.64	0.04
59 Phenanthrene-d10	13.96	13.46	14.46	13.97	0.03
69 Chrysene-d12	18.21	17.71	18.71	18.21	0.03
134 Di-n-octylphthala	19.49	18.99	19.99	19.49	0.02
77 Perylene-d12	20.32	19.82	20.82	20.34	0.08

AREA UPPER LIMIT = +100% of internal standard area.
 AREA LOWER LIMIT = - 50% of internal standard area.
 RT UPPER LIMIT = + 0.50 minutes of internal standard RT.
 RT LOWER LIMIT = - 0.50 minutes of internal standard RT.

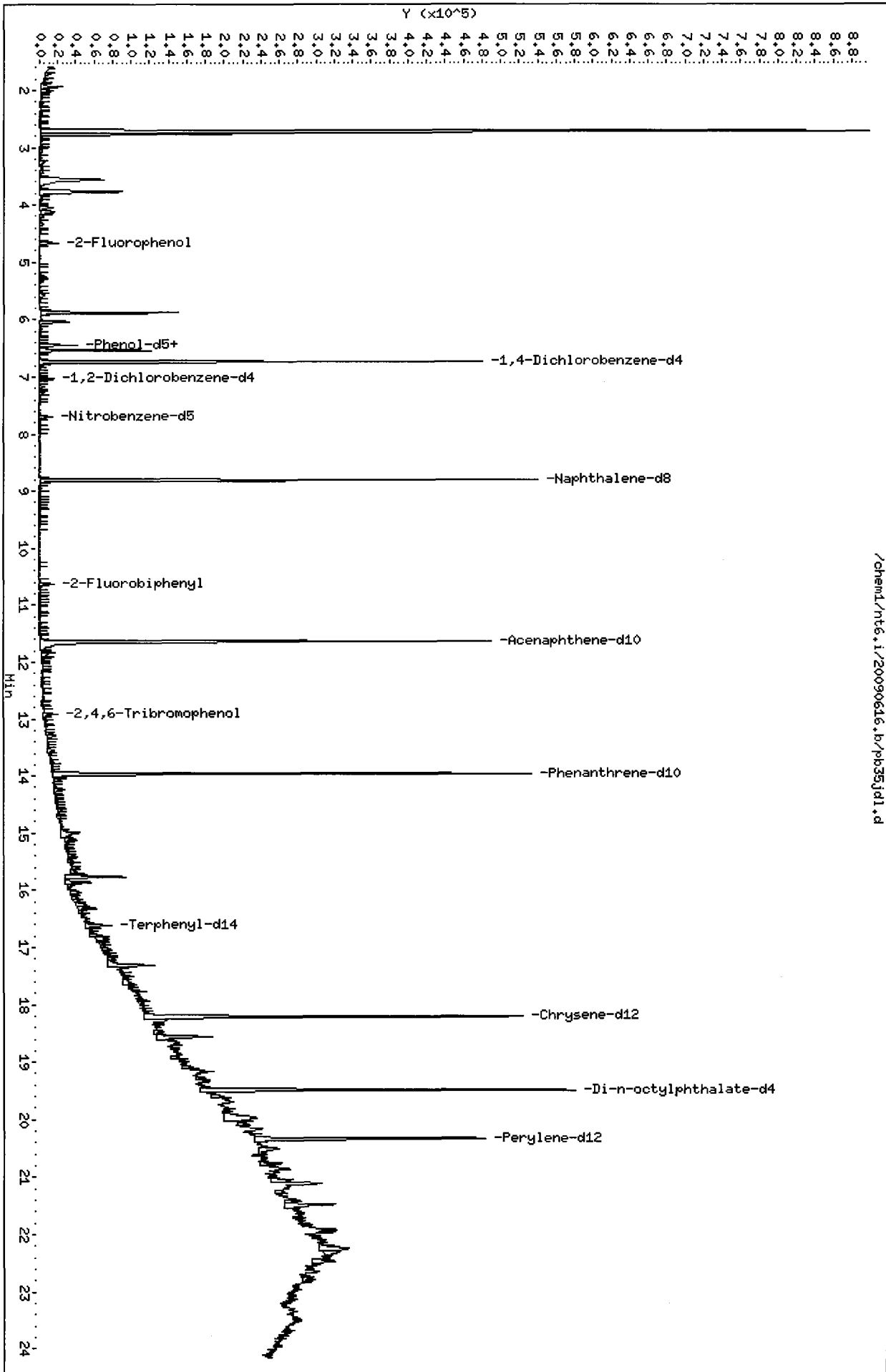
Analytical Resources, Inc.

RECOVERY REPORT

Client Name: ESC Client SDG: PB35
 Sample Matrix: SOLID Fraction: SV
 Lab Smp Id: PB35J Client Smp ID: 3SED2-C
 Level: LOW Operator: LJR/VTS
 Data Type: MS DATA SampleType: SAMPLE
 SpikeList File: PSDDALCS.spk Quant Type: ISTD
 Sublist File: PSDDA.sub
 Method File: /chem1/nt6.i/20090616.b/SW846.m
 Misc Info: 09-12726

SURROGATE COMPOUND	CONC ADDED ug/kg	CONC RECOVERED ug/kg	% RECOVERED	LIMITS
\$ 1 2-Fluorophenol	740.5	438.3	59.18	21-100
\$ 2 Phenol-d5	740.5	357.7	48.31	10-100
\$\$ 5 2-Chlorophenol-d4	740.5	402.9	54.40	30-100
\$\$ 10 1,2-Dichlorobenzen	493.7	270.6	54.81	24-100
\$ 18 Nitrobenzene-d5	493.7	315.2	63.85	26-100
\$\$ 36 2-Fluorobiphenyl	493.7	251.1	50.87	32-100
\$\$\$ 55 2,4,6-Tribromophen	740.5	446.7	60.33	33-118
\$ 66 Terphenyl-d14	493.7	371.9	75.32	21-97

/chem1/nt6.i/20090616.b/pb35jdl.d



Date : 16-JUN-2009 20:41

Client ID: 3SED2-C

Instrument: nt6.i

Sample Info: PB35J,20

Volume Injected (uL): 1.0

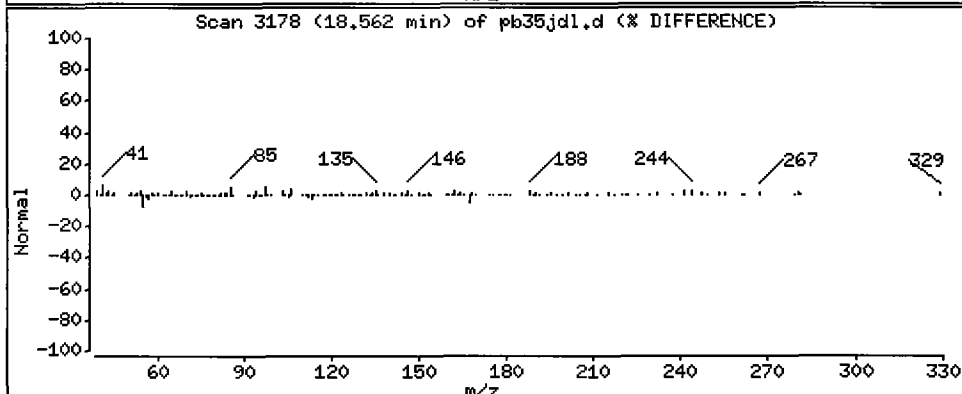
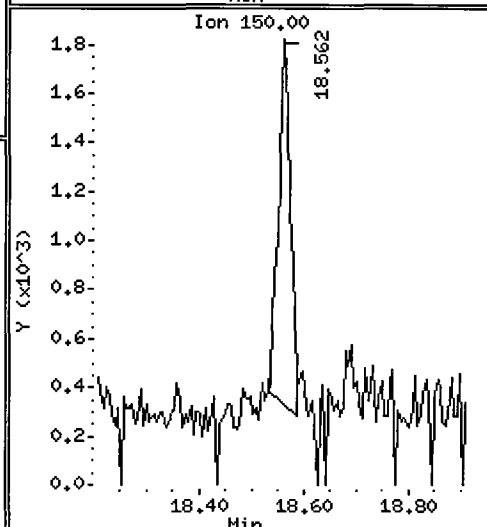
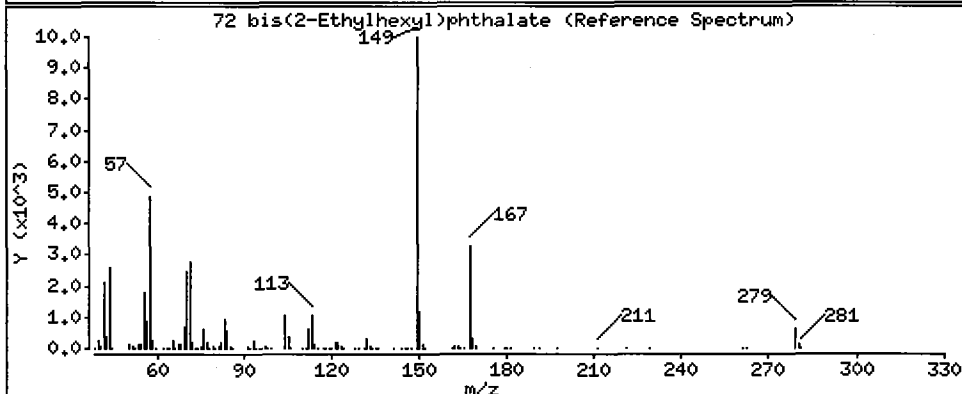
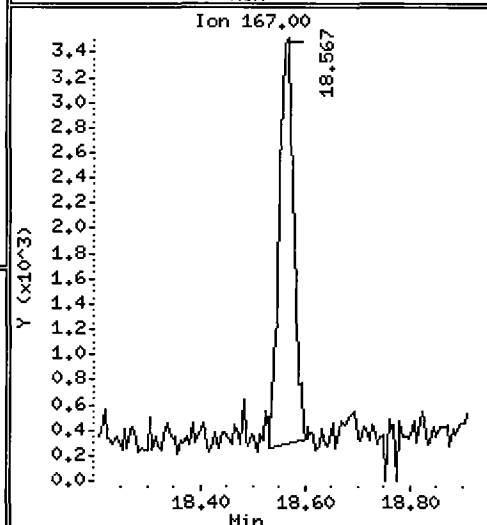
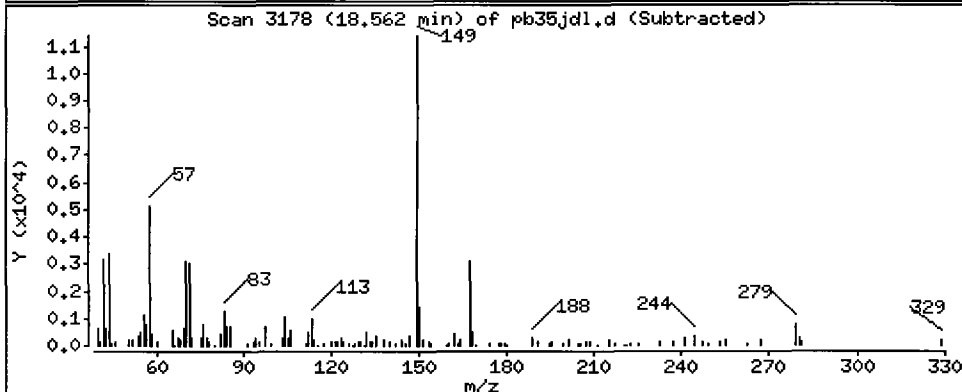
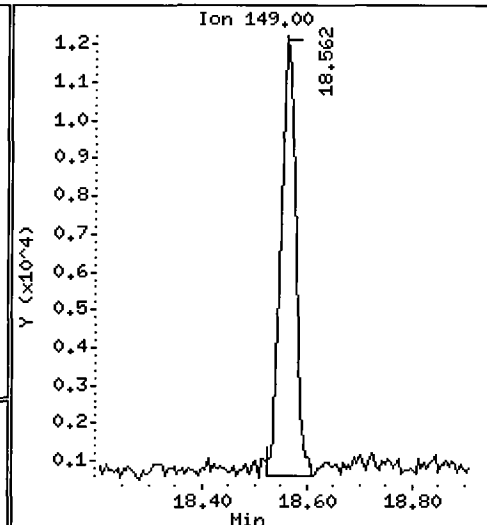
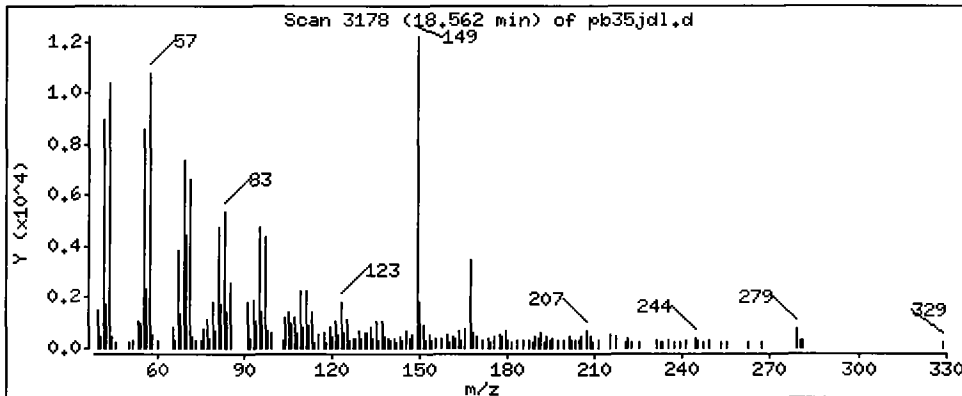
Operator: LJR/VTS

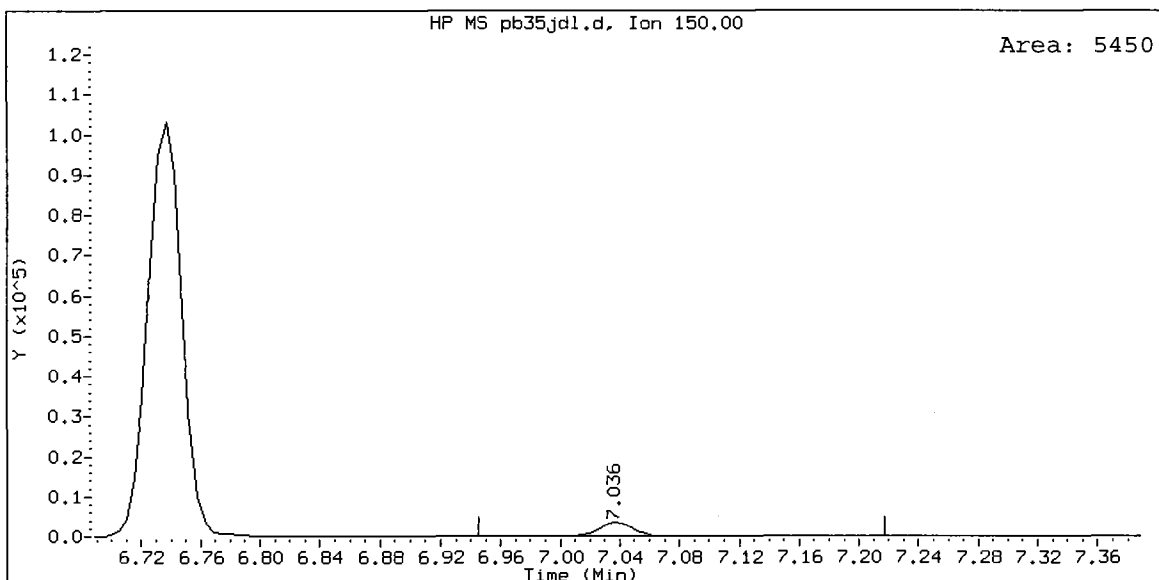
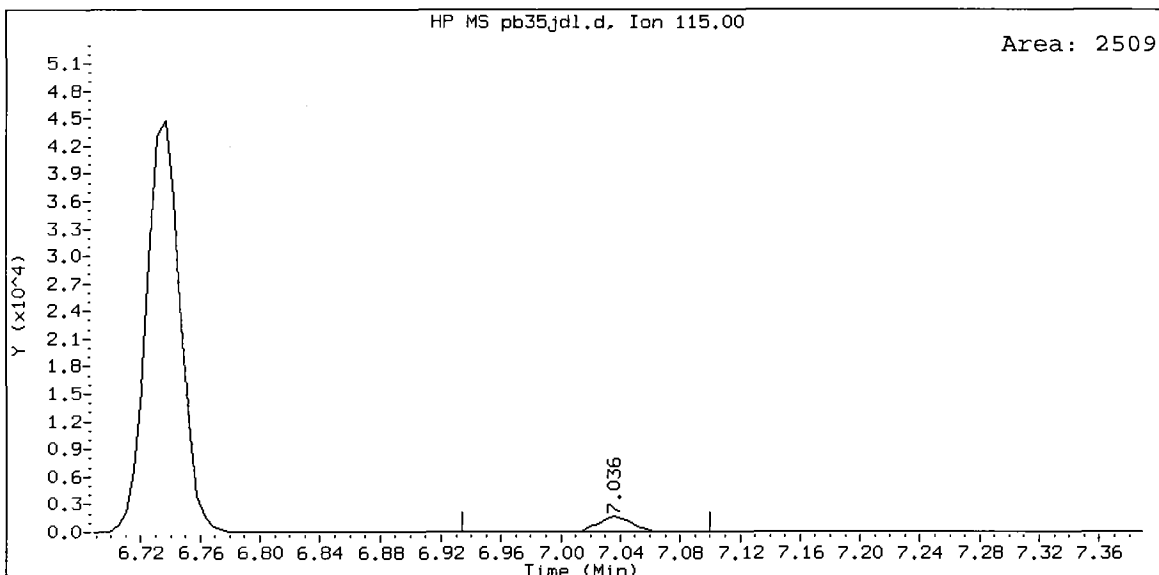
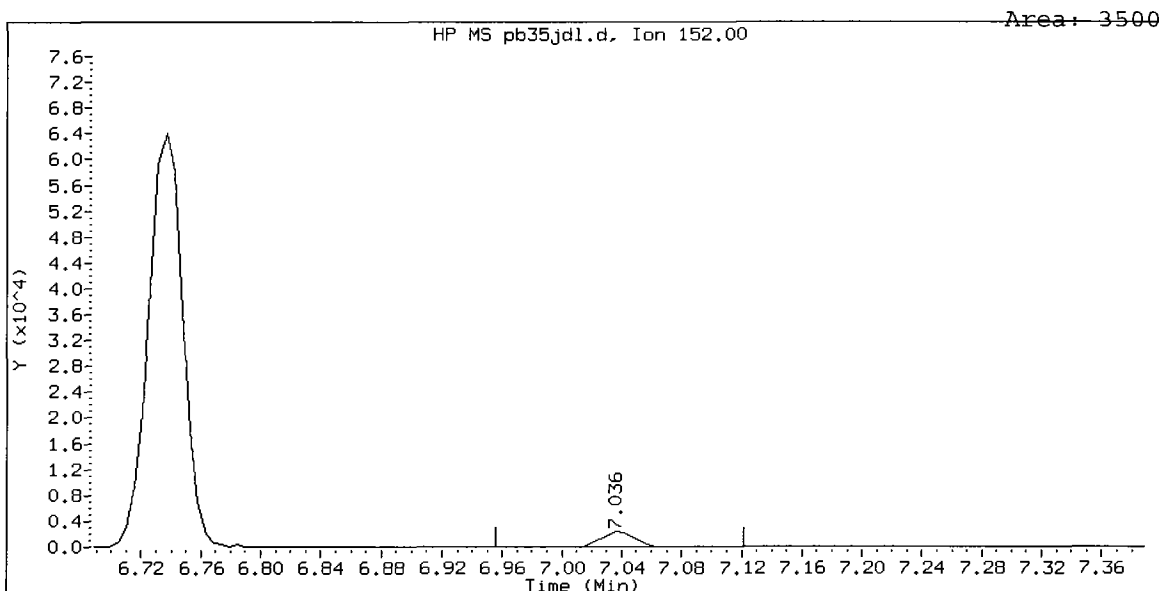
Column phase: ZB-5

Column diameter: 0.32

72 bis(2-Ethylhexyl)phthalate

Concentration: 873.2 ug/kg





ORGANICS ANALYSIS DATA SHEET
PSDDA Semivolatiles by SW8270D GC/MS
 Page 1 of 1

Sample ID: 3SED11-A
SAMPLE

Lab Sample ID: PB35K
 LIMS ID: 09-12727
 Matrix: Sediment
 Data Release Authorized:
 Reported: 06/17/09

QC Report No: PB35-ENVIRONMENTAL SCIENCE CORP.
 Project: JELD-WEN NORD DOOR
 NA
 Date Sampled: 06/03/09
 Date Received: 06/03/09

Date Extracted: 06/08/09
 Date Analyzed: 06/15/09 19:33
 Instrument/Analyst: NT6/LJR
 GPC Cleanup: Yes

Sample Amount: 25.5 g-dry-wt
 Final Extract Volume: 0.5 mL
 Dilution Factor: 1.00
 Percent Moisture: 31.6%

CAS Number	Analyte	RL	Result
108-95-2	Phenol	20	14 J
541-73-1	1,3-Dichlorobenzene	20	< 20 U
106-46-7	1,4-Dichlorobenzene	20	< 20 U
100-51-6	Benzyl Alcohol	20	< 20 U
95-50-1	1,2-Dichlorobenzene	20	< 20 U
95-48-7	2-Methylphenol	20	< 20 U
106-44-5	4-Methylphenol	20	< 20 U
67-72-1	Hexachloroethane	20	< 20 U
105-67-9	2,4-Dimethylphenol	20	< 20 U
65-85-0	Benzoic Acid	200	< 200 U
120-82-1	1,2,4-Trichlorobenzene	20	< 20 U
91-20-3	Naphthalene	20	< 20 U
87-68-3	Hexachlorobutadiene	20	< 20 U
91-57-6	2-Methylnaphthalene	20	< 20 U
131-11-3	Dimethylphthalate	20	< 20 U
208-96-8	Acenaphthylene	20	< 20 U
83-32-9	Acenaphthene	20	< 20 U
132-64-9	Dibenzofuran	20	< 20 U
84-66-2	Diethylphthalate	20	< 20 U
86-73-7	Fluorene	20	< 20 U
86-30-6	N-Nitrosodiphenylamine	20	< 20 U
118-74-1	Hexachlorobenzene	20	< 20 U
87-86-5	Pentachlorophenol	98	< 98 U
85-01-8	Phenanthrene	20	< 20 U
120-12-7	Anthracene	20	< 20 U
84-74-2	Di-n-Butylphthalate	20	< 20 U
206-44-0	Fluoranthene	20	18 J
129-00-0	Pyrene	20	13 J
85-68-7	Butylbenzylphthalate	20	< 20 U
56-55-3	Benzo(a)anthracene	20	< 20 U
117-81-7	bis(2-Ethylhexyl)phthalate	20	12 J
218-01-9	Chrysene	20	16 J
117-84-0	Di-n-Octyl phthalate	20	< 20 U
205-99-2	Benzo(b)fluoranthene	20	< 20 U
207-08-9	Benzo(k)fluoranthene	20	< 20 U
50-32-8	Benzo(a)pyrene	20	< 20 U
193-39-5	Indeno(1,2,3-cd)pyrene	20	< 20 U
53-70-3	Dibenz(a,h)anthracene	20	< 20 U
191-24-2	Benzo(g,h,i)perylene	20	< 20 U
90-12-0	1-Methylnaphthalene	20	< 20 U

Reported in µg/kg (ppb)

Semivolatile Surrogate Recovery

d5-Nitrobenzene	58.8%	2-Fluorobiphenyl	65.2%
d14-p-Terphenyl	57.2%	d4-1,2-Dichlorobenzene	54.8%
d5-Phenol	60.3%	2-Fluorophenol	59.7%
2,4,6-Tribromophenol	72.0%	d4-2-Chlorophenol	60.5%

Analytical Resources, Inc.

Semivolatle Report SW846 Method 8270D

Data file : /chem1/nt6.i/20090615.b/pb35k.d
 Lab Smp Id: PB35K Client Smp ID: 3SED11-A
 Inj Date : 15-JUN-2009 19:33
 Operator : LJR/VTS Inst ID: nt6.i
 Smp Info : PB35K
 Misc Info : 09-12727
 Comment : 1ul Injection
 Method : /chem1/nt6.i/20090615.b/SW846.m
 Meth Date : 16-Jun-2009 10:41 jeff Quant Type: ISTD
 Cal Date : 11-JUN-2009 14:21 Cal File: 0050611a.d
 Als bottle: 10
 Dil Factor: 1.00000
 Integrator: HP RTE Compound Sublist: PSDDA.sub
 Target Version: 3.50

LJR
6/16/09

Concentration Formula: Amt * DF * Vt / (Ws * (100 - M) / 100) * CpndVariable

Name	Value	Description
DF	1.00000	Dilution Factor
Vt	500.00000	Volume of final extract (uL)
Ws	37.30000	Weight of sample extracted (g)
M	31.60000	% Moisture

Cpnd Variable

Local Compound Variable

Compounds	QUANT SIG	RT	EXP RT	REL RT	RESPONSE	CONCENTRATIONS	
						ON-COLUMN (ug/mL)	FINAL (ug/kg)
\$ 1 2-Fluorophenol	112	4.811	4.782	(0.702)	176899	22.3824	438.6
\$ 2 Phenol-d5	99	6.584	6.534	(0.961)	240004	22.6134	443.2
3 Phenol	94	6.605	6.550	(0.964)	8213	0.71648	14.04 (MH)
\$ 5 2-Chlorophenol-d4	132	6.568	6.555	(0.959)	146721	22.6863	444.6
4 Bis(2-Chloroethyl)ether	93	Compound Not Detected.					
6 2-Chlorophenol	128	Compound Not Detected.					
7 1,3-Dichlorobenzene	146	Compound Not Detected.					
* 8 1,4-Dichlorobenzene-d4	152	6.851	6.849	(1.000)	95865	20.0000	
9 1,4-Dichlorobenzene	146	Compound Not Detected.					
\$ 10 1,2-Dichlorobenzene-d4	152	7.150	7.148	(1.044)	65519	13.7252	269.0
12 1,2-Dichlorobenzene	146	Compound Not Detected.					
11 Benzyl alcohol	108	Compound Not Detected.					
14 2,2'-oxybis(1-Chloropropane)	45	Compound Not Detected.					
13 2-Methylphenol	108	Compound Not Detected.					
17 Hexachloroethane	117	Compound Not Detected.					

Compounds	QUANT SIG						CONCENTRATIONS	
	MASS		RT	EXP RT	REL RT	RESPONSE	ON-COLUMN (ug/mL)	FINAL (ug/kg)
16 N-Nitroso-di-n-propylamine	70							
15 4-Methylphenol	108							
\$ 18 Nitrobenzene-d5	82		7.813	7.810	(0.876)	150551	14.7020	288.1
19 Nitrobenzene	77							
20 Isophorone	82							
21 2-Nitrophenol	139							
22 2,4-Dimethylphenol	107							
23 Bis(2-Chloroethoxy)methane	93							
24 Benzoic acid	105							
25 2,4-Dichlorophenol	162							
26 1,2,4-Trichlorobenzene	180							
* 27 Naphthalene-d8	136		8.918	8.916	(1.000)	333431	20.0000	
28 Naphthalene	128							
29 4-Chloroaniline	127							
30 Hexachlorobutadiene	225							
31 4-Chloro-3-methylphenol	107							
32 2-Methylnaphthalene	141							
33 Hexachlorocyclopentadiene	237							
34 2,4,6-Trichlorophenol	196							
35 2,4,5-Trichlorophenol	196							
\$ 36 2-Fluorobiphenyl	172		10.734	10.732	(0.913)	218740	16.2767	319.0
37 2-Chloronaphthalene	162							
38 2-Nitroaniline	65							
39 Dimethylphthalate	163							
40 Acenaphthylene	152							
41 2,6-Dinitrotoluene	165							
* 42 Acenaphthene-d10	164		11.754	11.747	(1.000)	180927	20.0000	
43 3-Nitroaniline	138							
44 Acenaphthene	153							
45 2,4-Dinitrophenol	184							
46 Dibenzofuran	168							
47 4-Nitrophenol	109							
48 2,4-Dinitrotoluene	165							
50 Diethylphthalate	149							
49 Fluorene	166							
51 4-Chlorophenyl-phenylether	204							
52 4-Nitroaniline	138							
53 4,6-Dinitro-2-methylphenol	198							
54 N-Nitrosodiphenylamine	169							
\$ 55 2,4,6-Tribromophenol	330		13.036	13.034	(1.109)	46495	26.9516	528.2
56 4-Bromophenyl-phenylether	248							
57 Hexachlorobenzene	284							
58 Pentachlorophenol	266							
* 59 Phenanthrene-d10	188		14.083	14.081	(1.000)	281706	20.0000	
60 Phenanthrene	178							
61 Anthracene	178							
62 Carbazole	167							

Compounds	QUANT SIG MASS	RT	EXP RT	REL RT	RESPONSE	CONCENTRATIONS	
						ON-COLUMN (ug/mL)	FINAL (ug/kg)
63 Di-n-butylphthalate	149						
64 Fluoranthene	202	16.027	16.025	(1.138)	16518	0.90485 LAL	17.73
65 Pyrene	202	16.364	16.361	(0.892)	19285	0.66915 ↓	13.11
\$ 66 Terphenyl-d14	244	16.737	16.730	(0.913)	265373	14.2819	279.9
67 Butylbenzylphthalate	149						
68 Benzo(a)anthracene	228						
* 69 Chrysene-d12	240	18.340	18.338	(1.000)	347886	20.0000	
70 3,3'-Dichlorobenzidine	252						
71 Chrysene	228	18.377	18.375	(1.002)	20195	0.82142 LAL	16.10
72 bis(2-Ethylhexyl)phthalate	149	18.676	18.674	(0.953)	9536	0.60703 ↓	11.90
* 134 Di-n-octylphthalate-d4	153	19.606	19.603	(1.000)	506501	20.0000	
73 Di-n-octylphthalate	149						
74 Benzo(b)fluoranthene	252	19.947	19.945	(0.975)	25036	0.89140	17.47(M) 0.140
75 Benzo(k)fluoranthene	252	19.947	19.977	(0.975)	25036	0.86787	17.01(M) 0.140
76 Benzo(a)pyrene	252						
* 77 Perylene-d12	264	20.465	20.453	(1.000)	387578	20.0000	
78 Indeno(1,2,3-cd)pyrene	276						
79 Dibenzo(a,h)anthracene	278						
80 Benzo(g,h,i)perylene	276						
90 N-Nitrosodimethylamine	74						
91 Aniline	93						
93 Benzidine	184						
103 Pyridine	79						
105 1-methylnaphthalene	141						
111 Azobenzene (1,2-DP-Hydrazine)	77						

QC Flag Legend

M - Compound response manually integrated.
 H - Operator selected an alternate compound hit.

Analytical Resources, Inc.

INTERNAL STANDARD COMPOUNDS
 AREA AND RT SUMMARY

Instrument ID: nt6.i	Calibration Date: 15-JUN-2009
Lab File ID: pb35k.d	Calibration Time: 14:39
Lab Smp Id: PB35K	Client Smp ID: 3SED11-A
Analysis Type: SV	Level: LOW
Quant Type: ISTD	Sample Type: Sediment
Operator: LJR/VTS	
Method File: /chem1/nt6.i/20090615.b/SW846.m	
Misc Info: 09-12727	

Test Mode: Use Initial Calibration Level 4.

COMPOUND	STANDARD	AREA LIMIT		SAMPLE	%DIFF
		LOWER	UPPER		
8 1,4-Dichlorobenze	112389	56194	224778	95865	-14.70
27 Naphthalene-d8	384492	192246	768984	333431	-13.28
42 Acenaphthene-d10	217478	108739	434956	180927	-16.81
59 Phenanthrene-d10	336594	168297	673188	281706	-16.31
69 Chrysene-d12	247160	123580	494320	347886	40.75
134 Di-n-octylphthala	347036	173518	694072	506501	45.95
77 Perylene-d12	232938	116469	465876	387578	66.39

COMPOUND	STANDARD	RT LIMIT		SAMPLE	%DIFF
		LOWER	UPPER		
8 1,4-Dichlorobenze	6.85	6.35	7.35	6.85	0.03
27 Naphthalene-d8	8.92	8.42	9.42	8.92	0.02
42 Acenaphthene-d10	11.75	11.25	12.25	11.75	0.06
59 Phenanthrene-d10	14.08	13.58	14.58	14.08	0.02
69 Chrysene-d12	18.34	17.84	18.84	18.34	0.01
134 Di-n-octylphthala	19.60	19.10	20.10	19.61	0.01
77 Perylene-d12	20.45	19.95	20.95	20.47	0.06

AREA UPPER LIMIT = +100% of internal standard area.
 AREA LOWER LIMIT = - 50% of internal standard area.
 RT UPPER LIMIT = + 0.50 minutes of internal standard RT.
 RT LOWER LIMIT = - 0.50 minutes of internal standard RT.

Analytical Resources, Inc.

RECOVERY REPORT

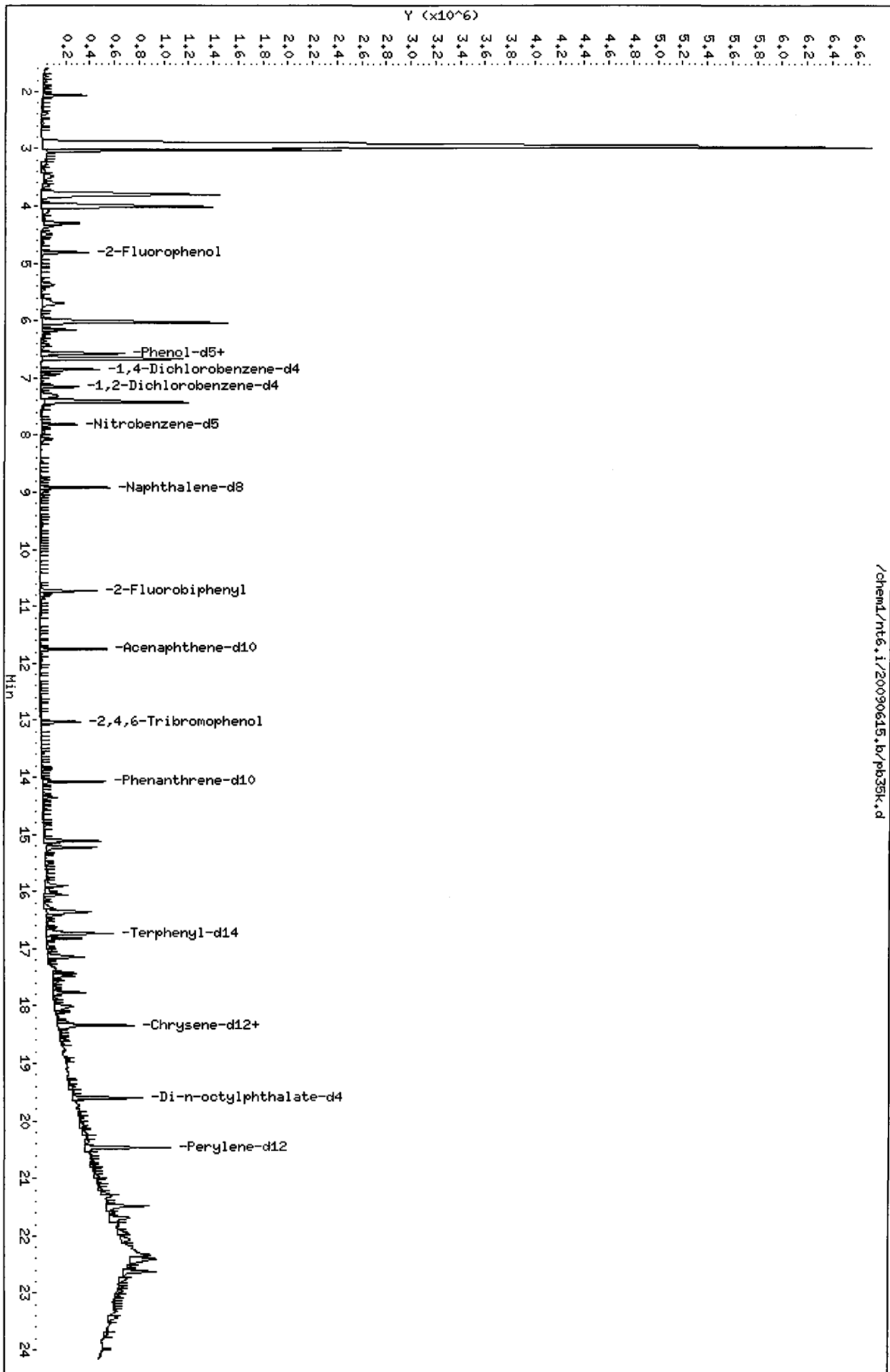
Client Name: ESC Client SDG: PB35
 Sample Matrix: SOLID Fraction: SV
 Lab Smp Id: PB35K Client Smp ID: 3SED11-A
 Level: LOW Operator: LJR/VTS
 Data Type: MS DATA SampleType: SAMPLE
 SpikeList File: PSDDALCS.spk Quant Type: ISTD
 Sublist File: PSDDA.sub
 Method File: /chem1/nt6.i/20090615.b/SW846.m
 Misc Info: 09-12727

SURROGATE COMPOUND	CONC ADDED ug/kg	CONC RECOVERED ug/kg	% RECOVERED	LIMITS
\$ 1 2-Fluorophenol	734.9	438.6	59.69	21-100
\$ 2 Phenol-d5	734.9	443.2	60.30	10-100
\$ 5 2-Chlorophenol-d4	734.9	444.6	60.50	30-100
\$ 10 1,2-Dichlorobenzen	489.9	269.0	54.90	24-100
\$ 18 Nitrobenzene-d5	489.9	288.1	58.81	26-100
\$ 36 2-Fluorobiphenyl	489.9	319.0	65.11	32-100
\$ 55 2,4,6-Tribromophen	734.9	528.2	71.87	33-118
\$ 66 Terphenyl-d14	489.9	279.9	57.13	21-97

Data File: /chem1/nt6.i/20090615.b/pb35k.d
Date: 15-JUN-2009 19:33
Client ID: 3SEDL1-A
Sample Info: PB35K
Volume Injected (ul): 1.0
Column phase: ZB-5

Instrument: nt6.i
Operator: LJR/VTS
Column diameter: 0.32

/chem1/nt6.i/20090615.b/pb35k.d



Date : 15-JUN-2009 19:33

Client ID: 3SED11-A

Instrument: nt6.i

Sample Info: PB35K

Volume Injected (uL): 1.0

Operator: LJR/VTS

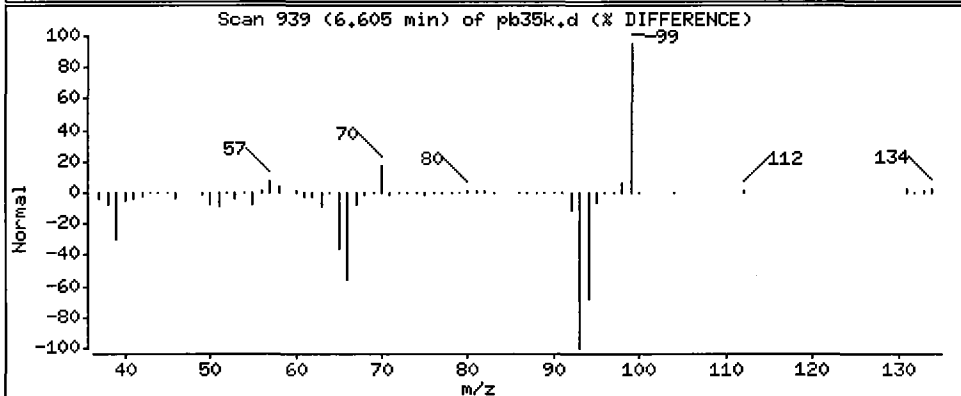
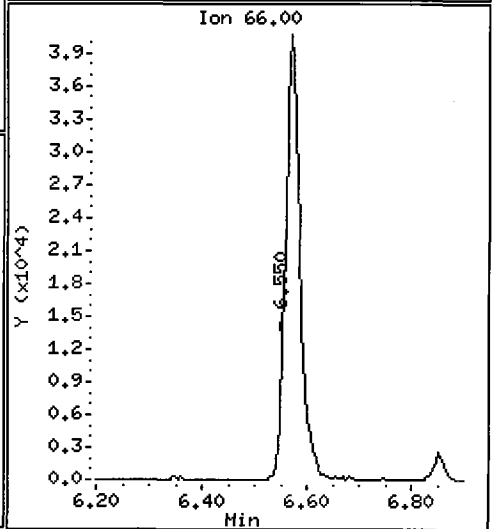
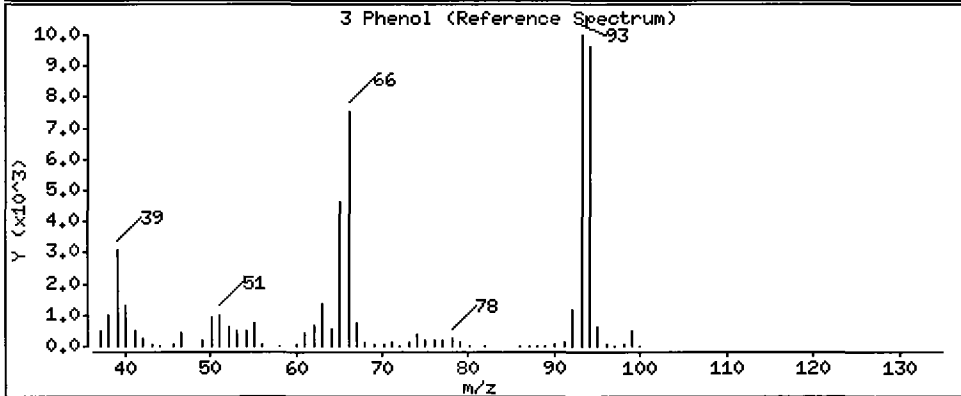
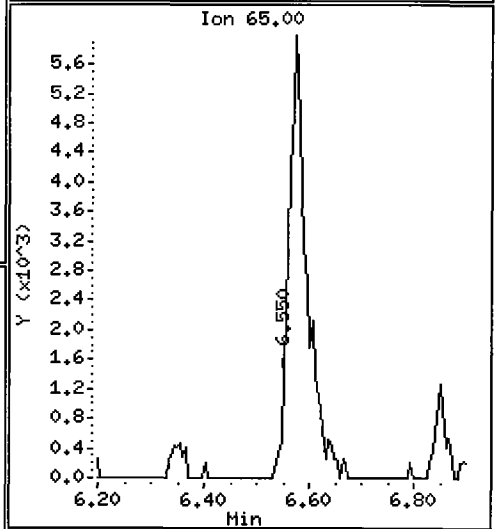
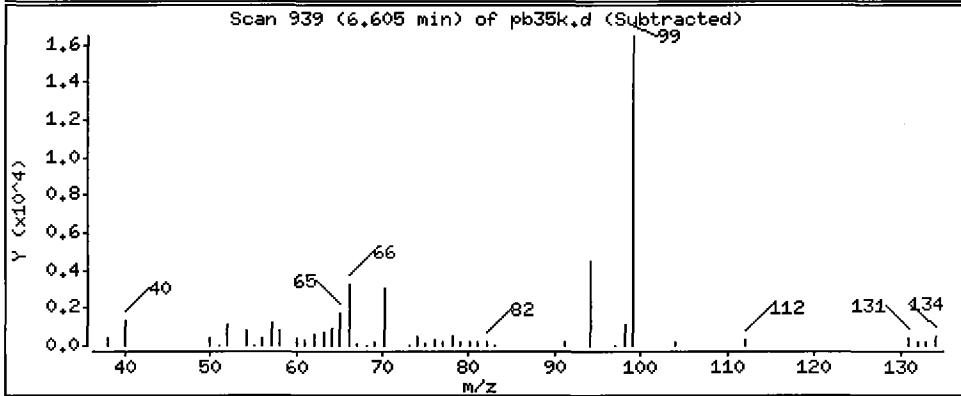
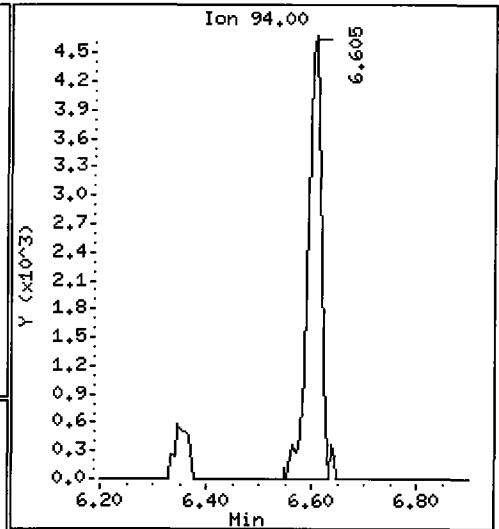
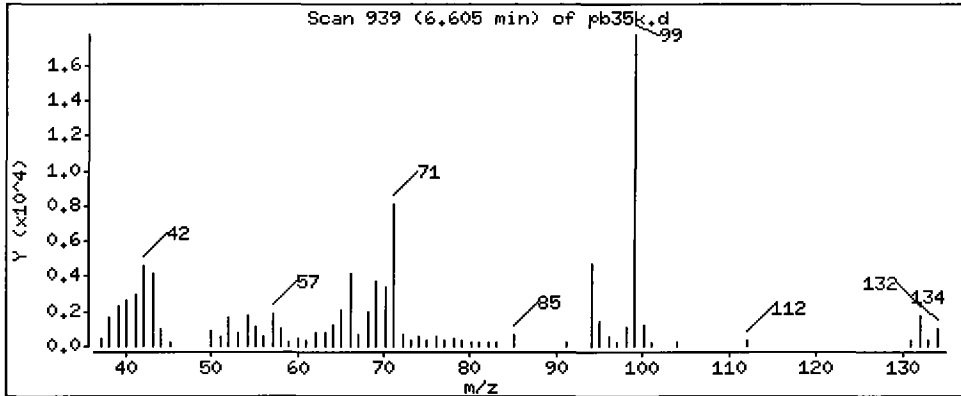
Column phase: ZB-5

Column diameter: 0.32

3 Phenol

Concentration: 14.04 ug/kg

CLC



Date : 15-JUN-2009 19:33

Client ID: 3SED11-A

Instrument: nt6.i

Sample Info: PB35K

Volume Injected (uL): 1.0

Operator: LJR/VTS

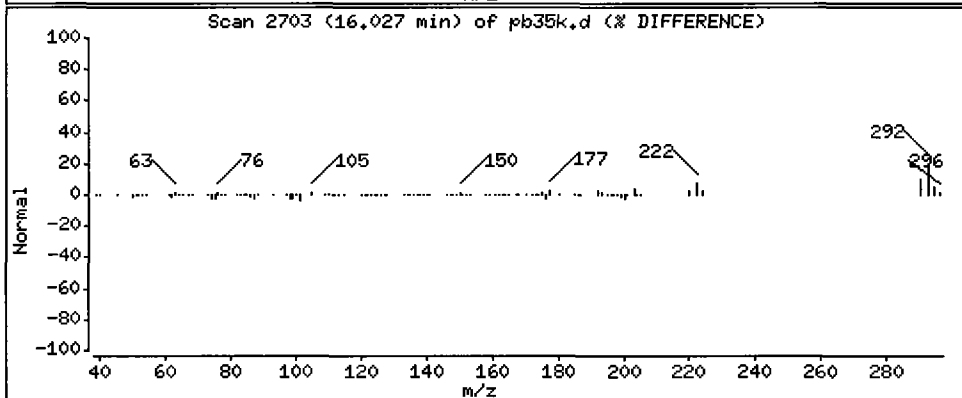
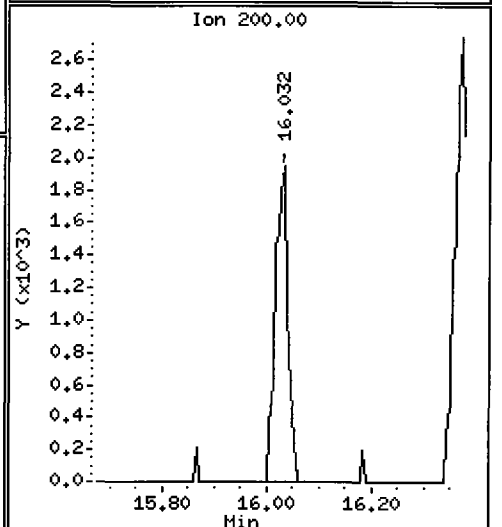
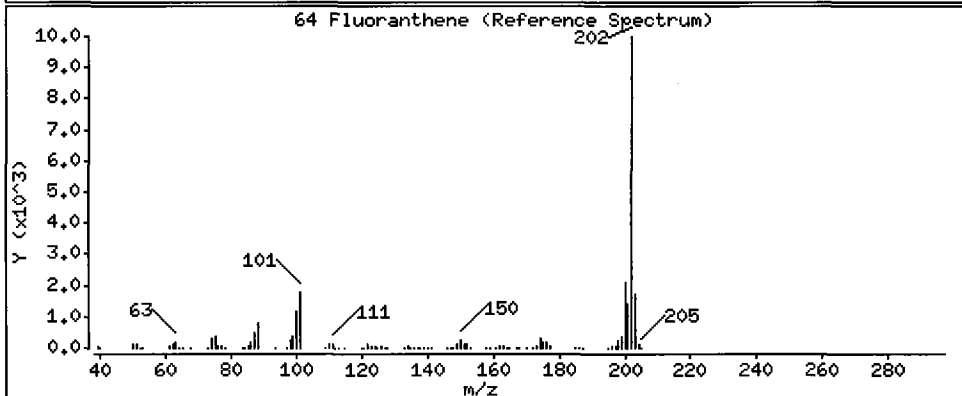
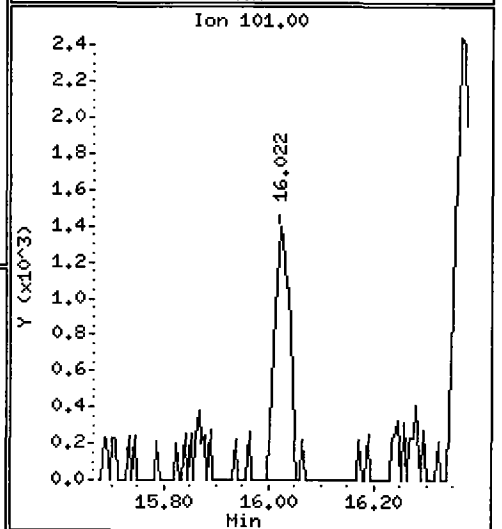
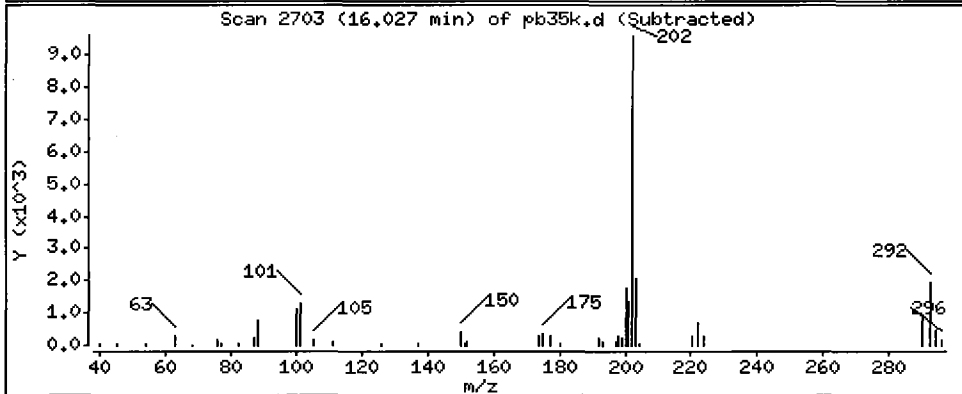
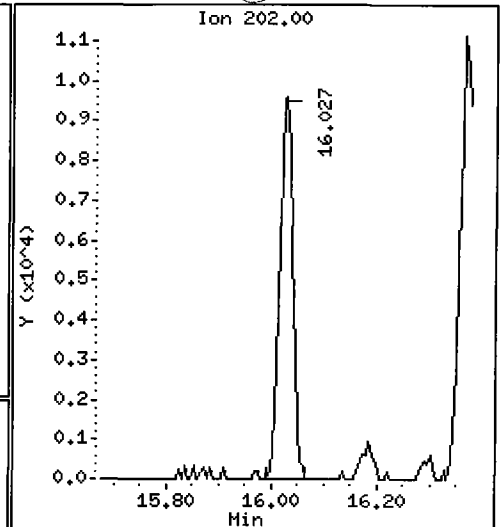
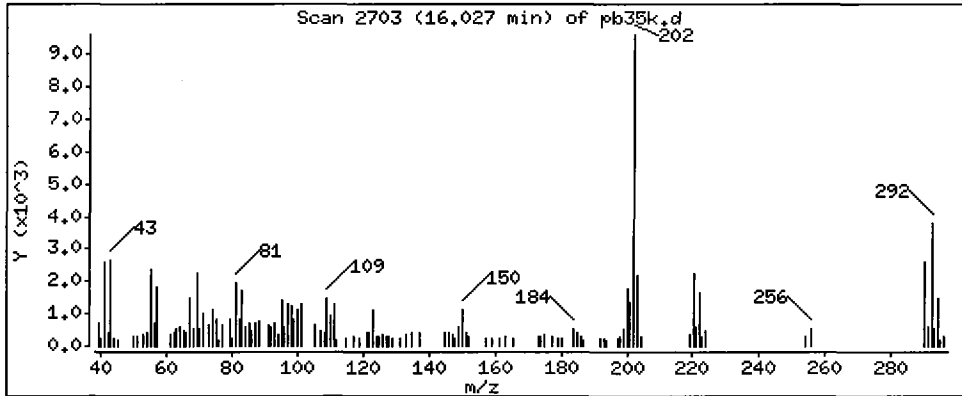
Column phase: ZB-5

Column diameter: 0.32

64 Fluoranthene

Concentration: 17.73 ug/kg

Handwritten signature



Date : 15-JUN-2009 19:33

Client ID: 3SED11-A

Instrument: nt6.i

Sample Info: PB35K

Volume Injected (uL): 1.0

Operator: LJR/VTS

Column phase: ZB-5

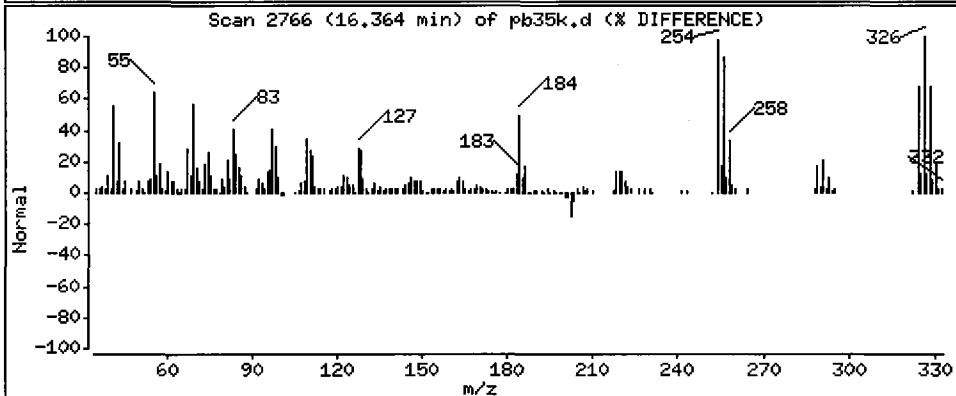
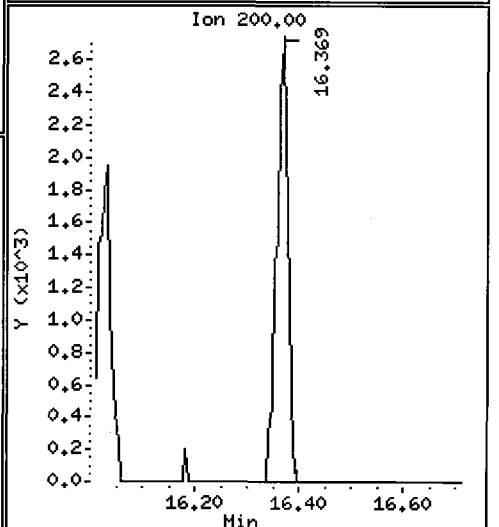
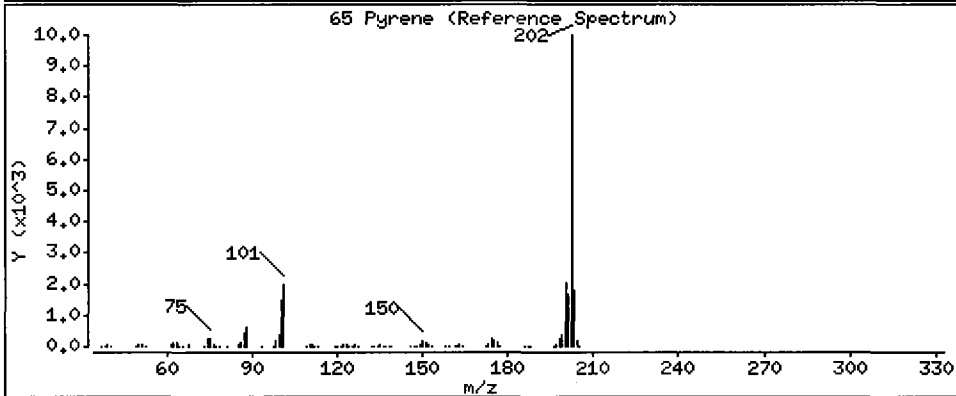
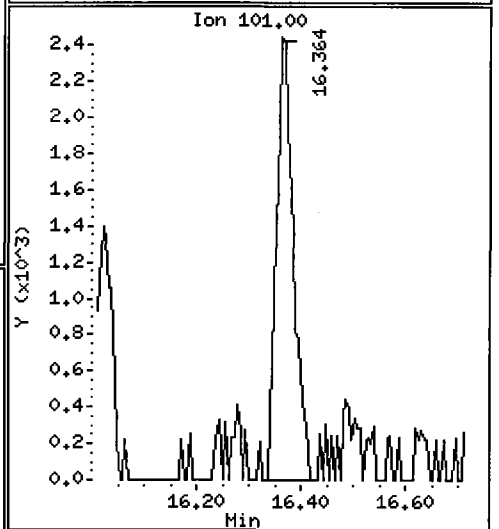
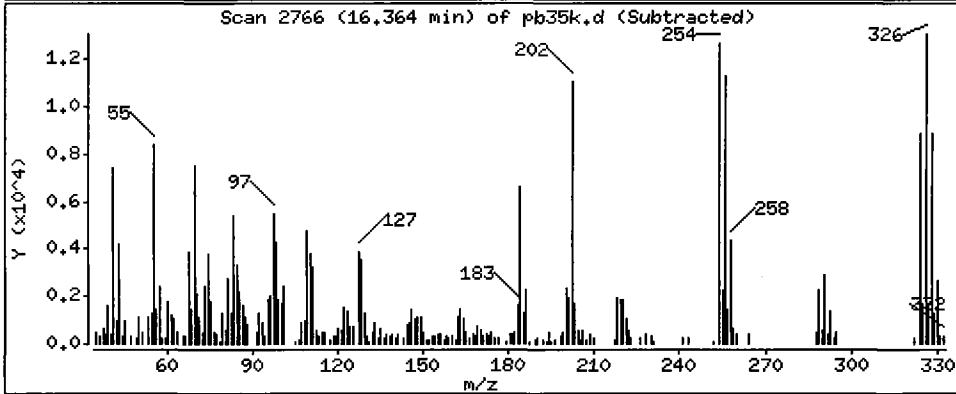
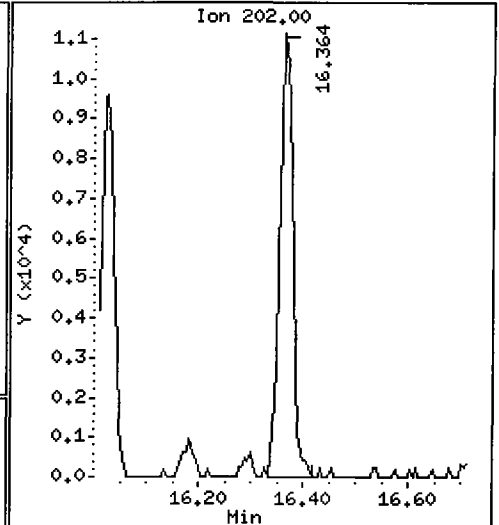
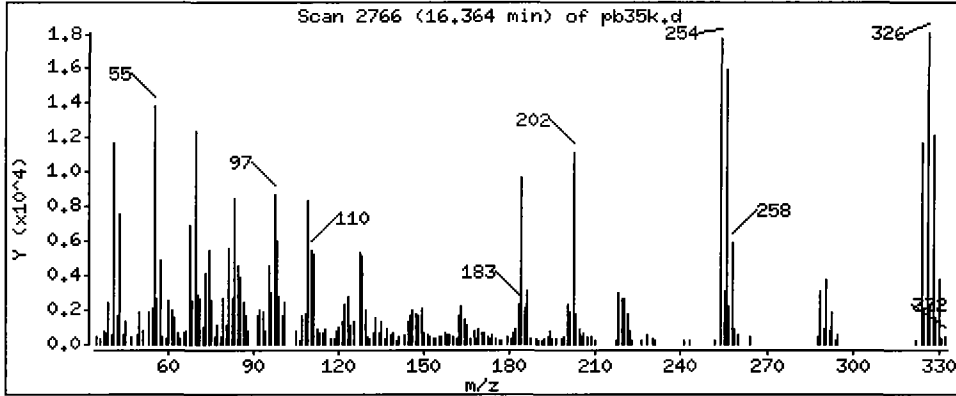
Column diameter: 0.32

Coelute pb3

OCAC

65 Pyrene

Concentration: 13.11 ug/kg



Date : 15-JUN-2009 19:33

Client ID: 3SED11-A

Instrument: nt6.i

Sample Info: PB35K

Volume Injected (uL): 1.0

Operator: LJR/VTS

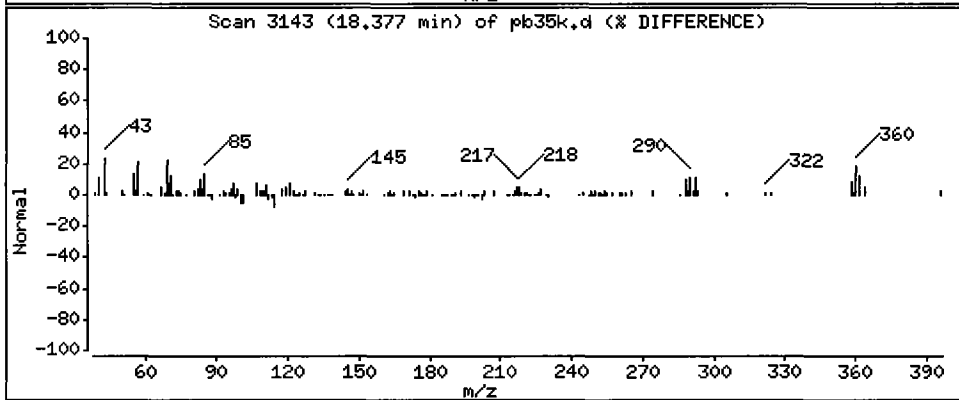
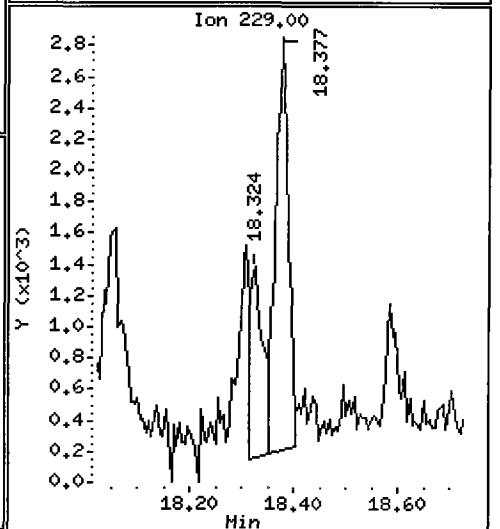
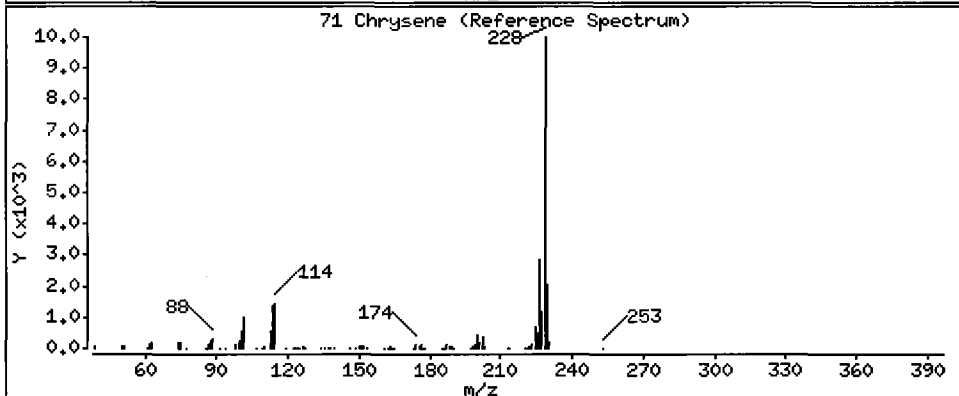
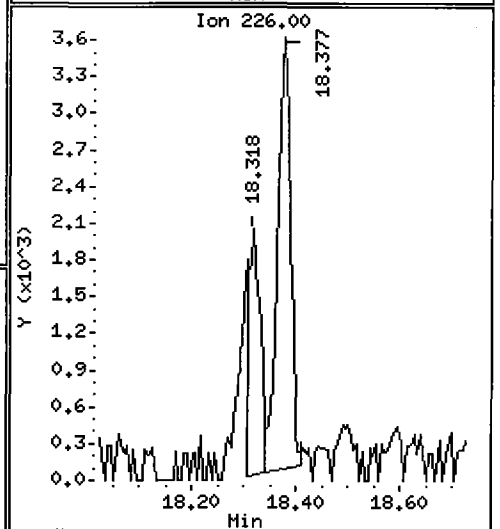
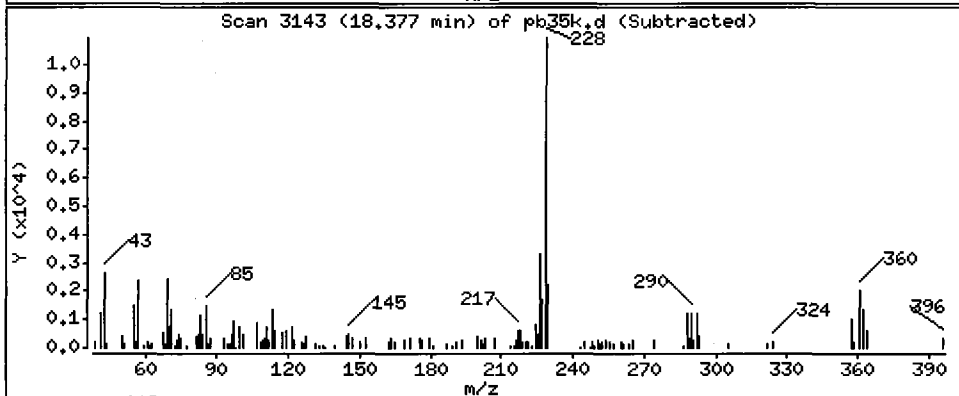
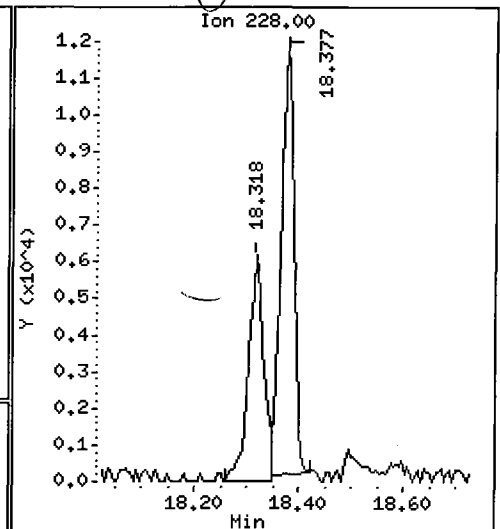
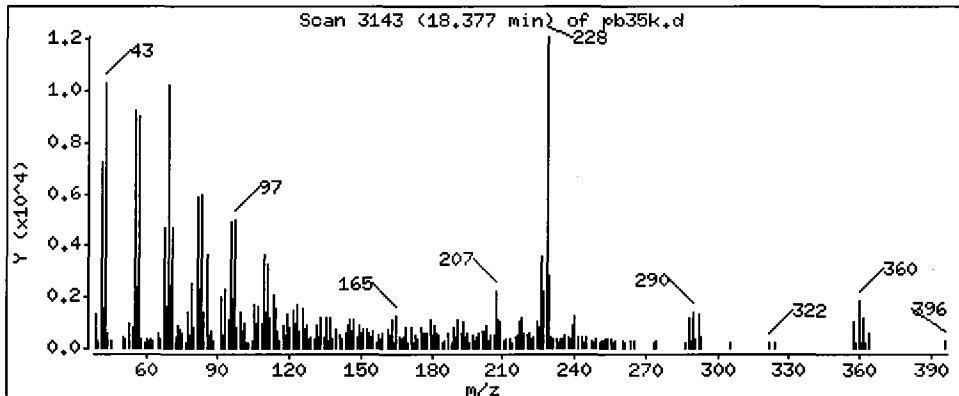
Column phase: ZB-5

Column diameter: 0.32

71 Chrysene

Concentration: 16.10 ug/kg

Scan



Date : 15-JUN-2009 19:33

Client ID: 3SED11-A

Instrument: nt6.i

Sample Info: PB35K

Volume Injected (uL): 1.0

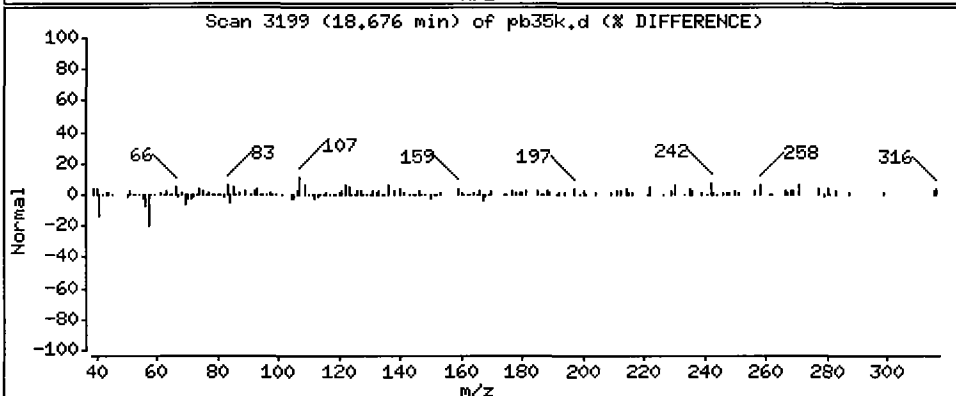
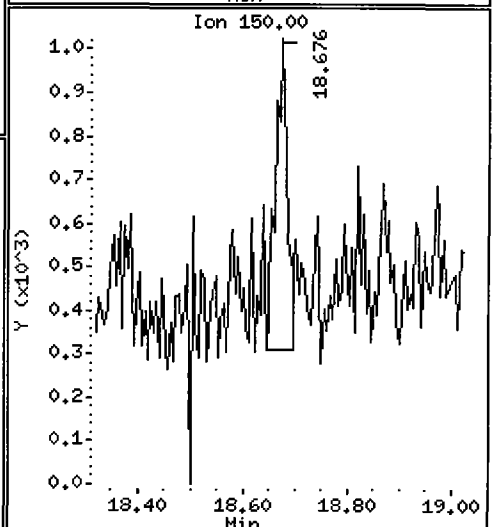
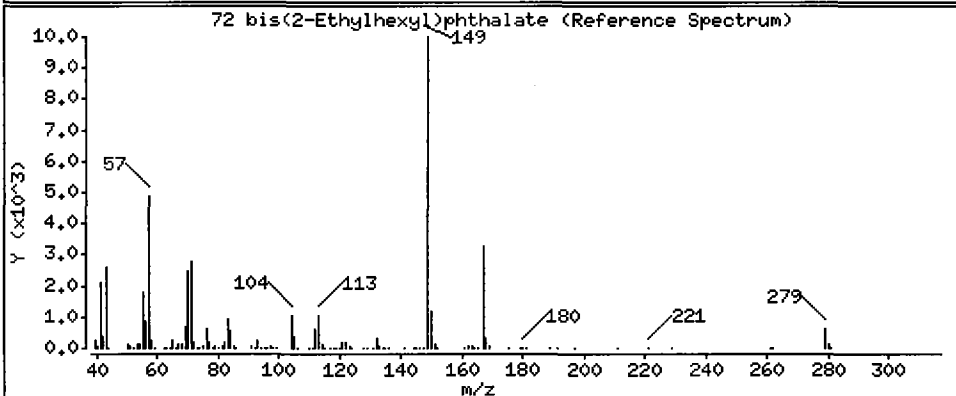
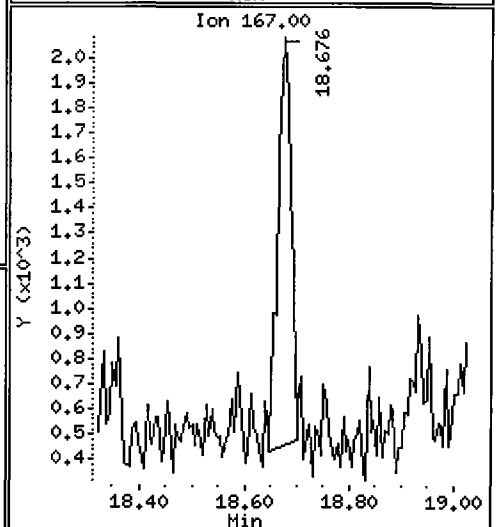
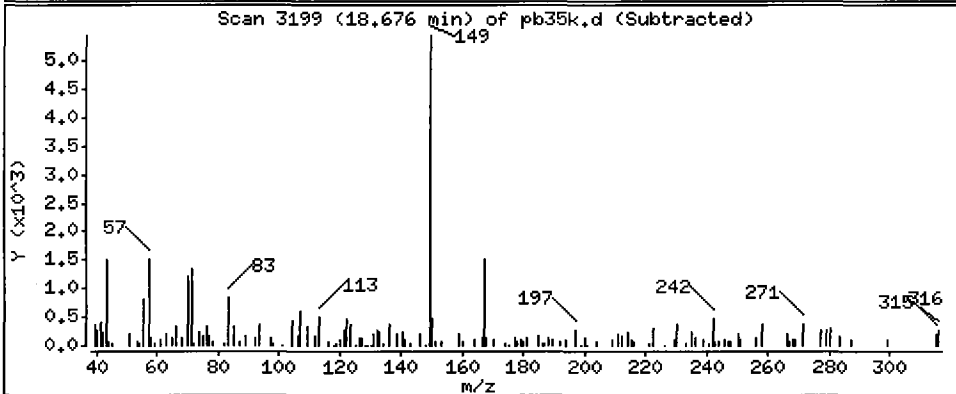
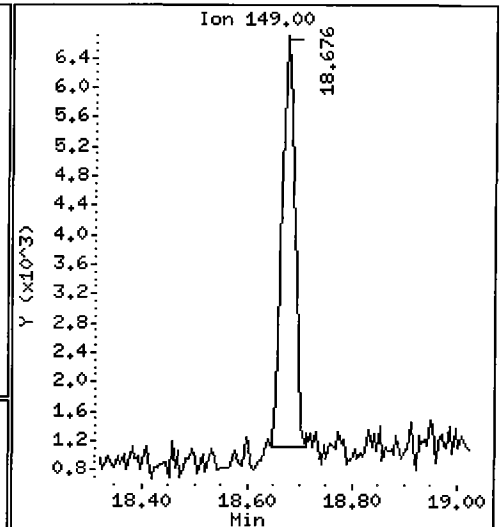
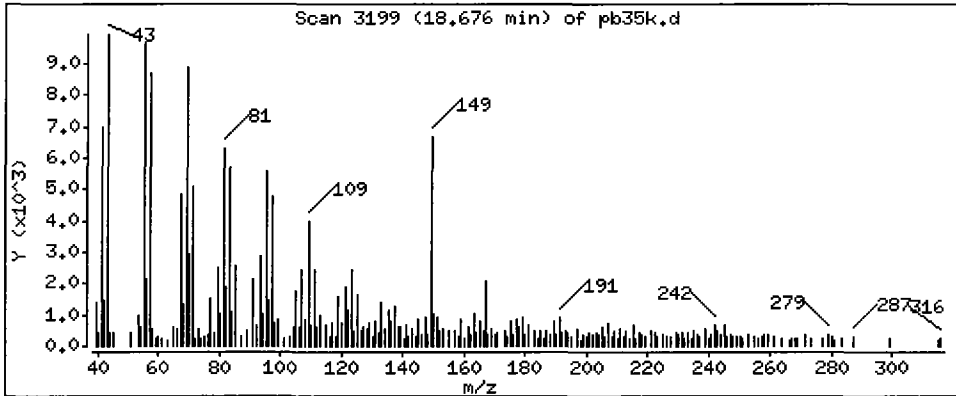
Operator: LJR/VTS

Column phase: ZB-5

Column diameter: 0.32

72 bis(2-Ethylhexyl)phthalate

Concentration: 11.90 ug/kg



Date : 15-JUN-2009 19:33

Client ID: 3SED11-A

Instrument: nt6.i

Sample Info: PB35K

Volume Injected (uL): 1.0

Operator: LJR/VTS

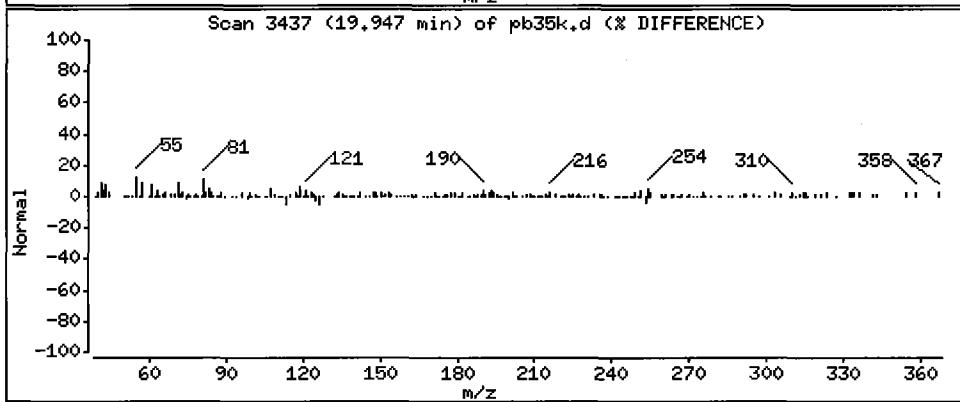
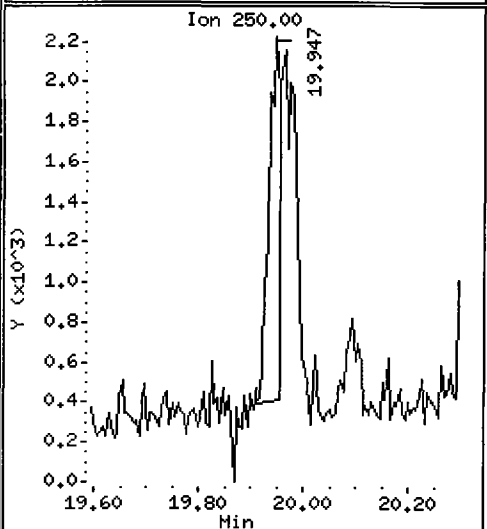
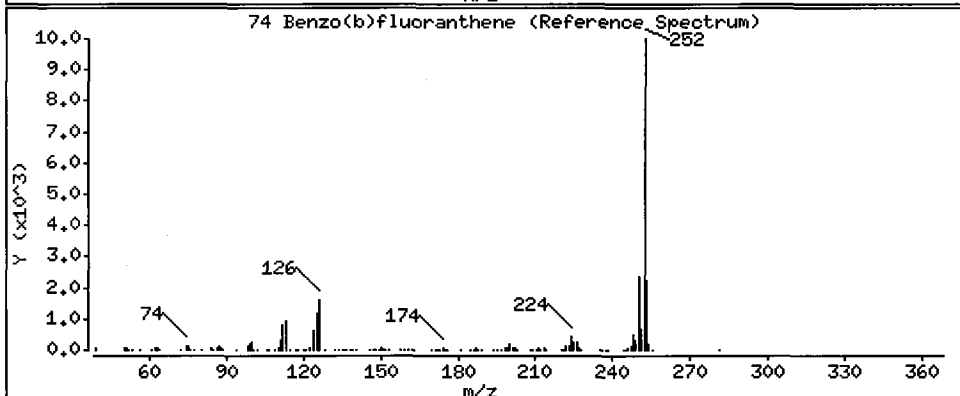
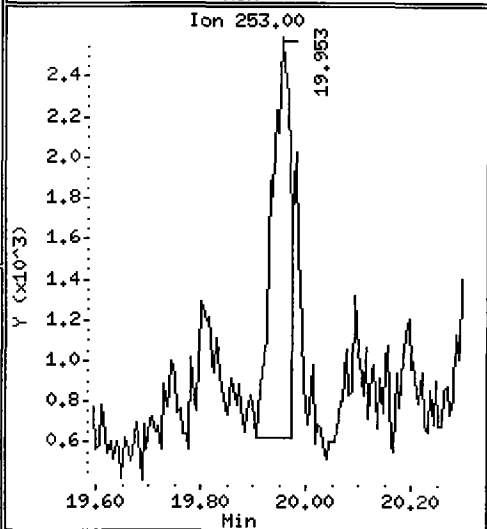
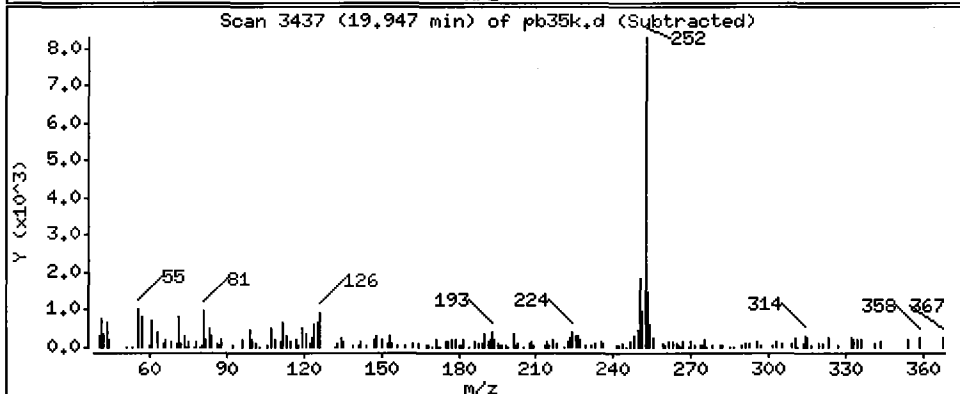
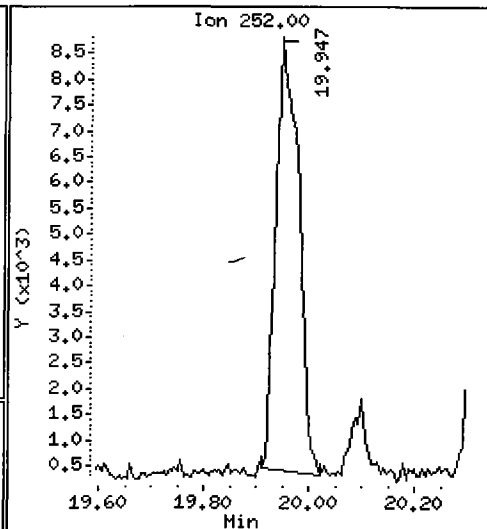
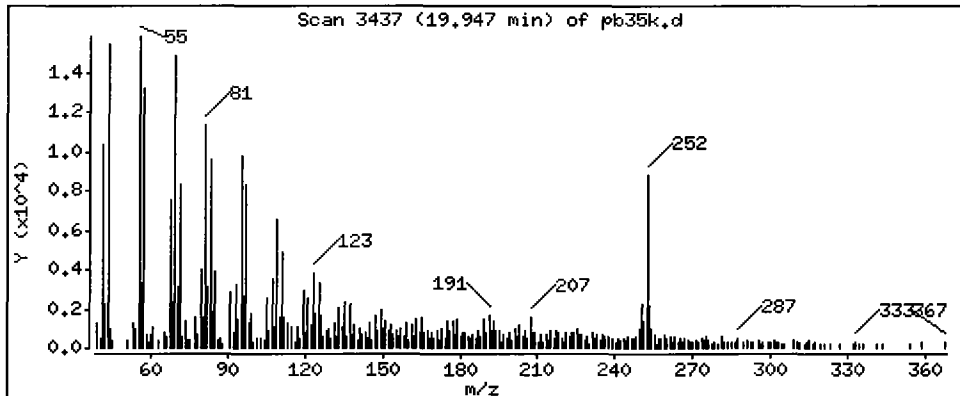
Column phase: ZB-5

Column diameter: 0.32

Handwritten signature

74 Benzo(b)fluoranthene

Concentration: 17.47 ug/kg



Date : 15-JUN-2009 19:33

Client ID: 3SED11-A

Instrument: nt6.i

Sample Info: PB35K

Volume Injected (uL): 1.0

Operator: LJR/VTS

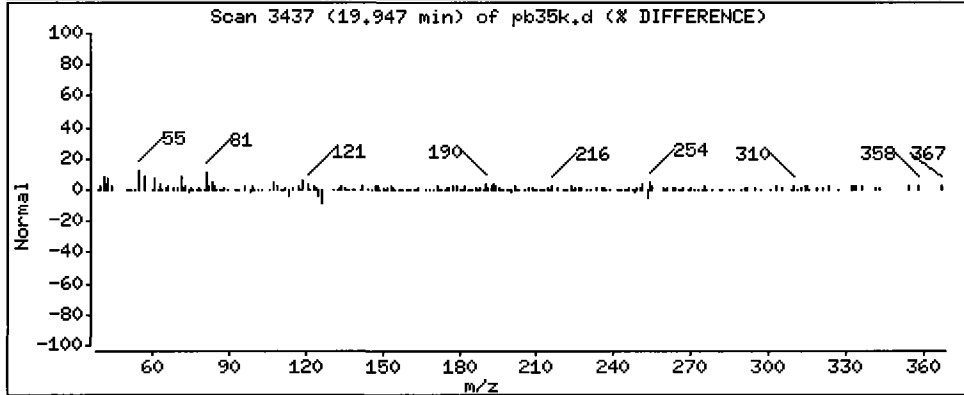
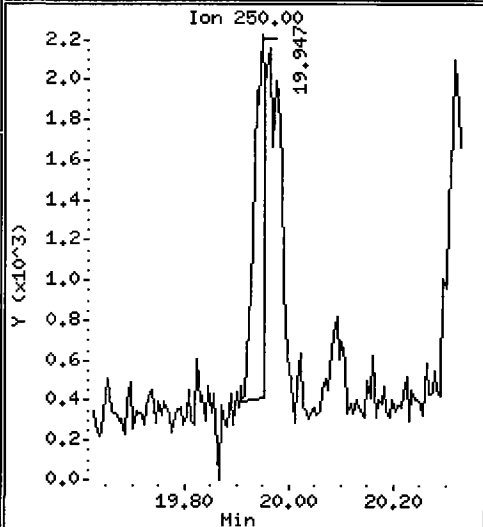
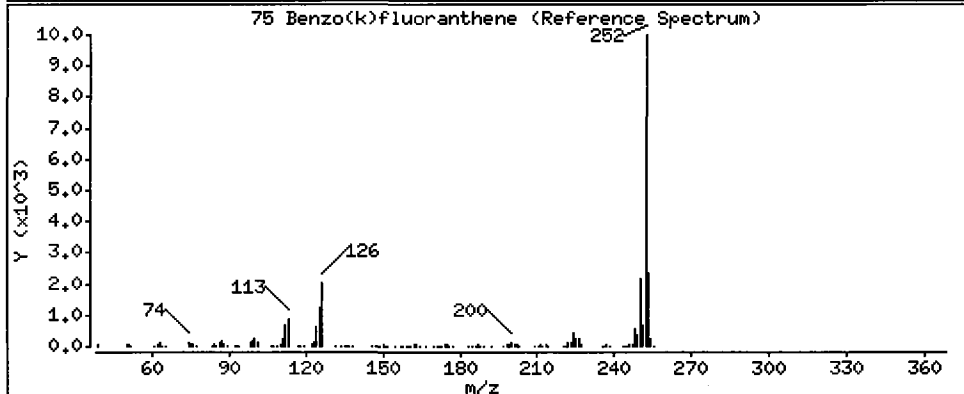
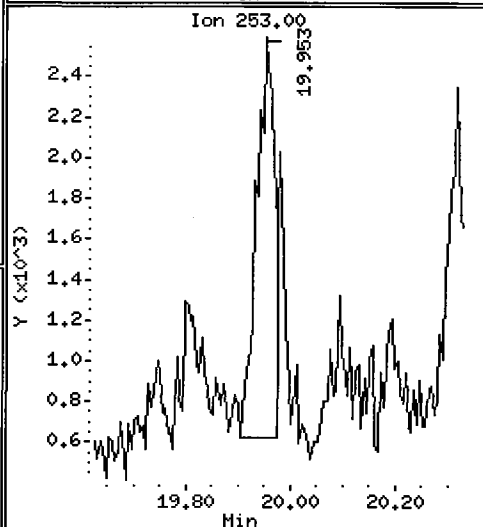
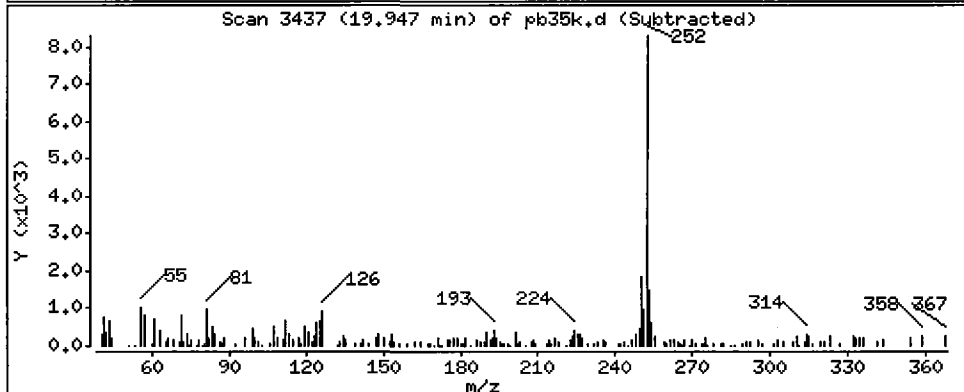
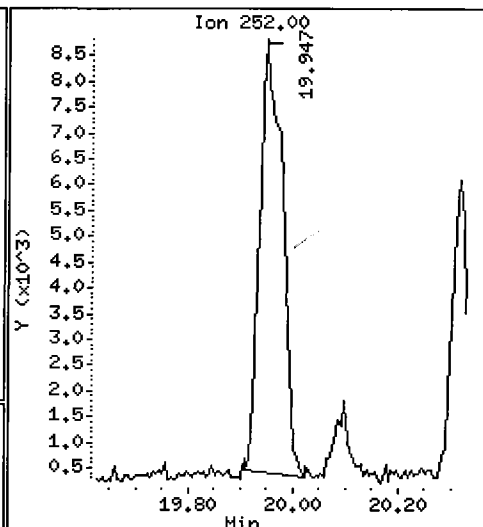
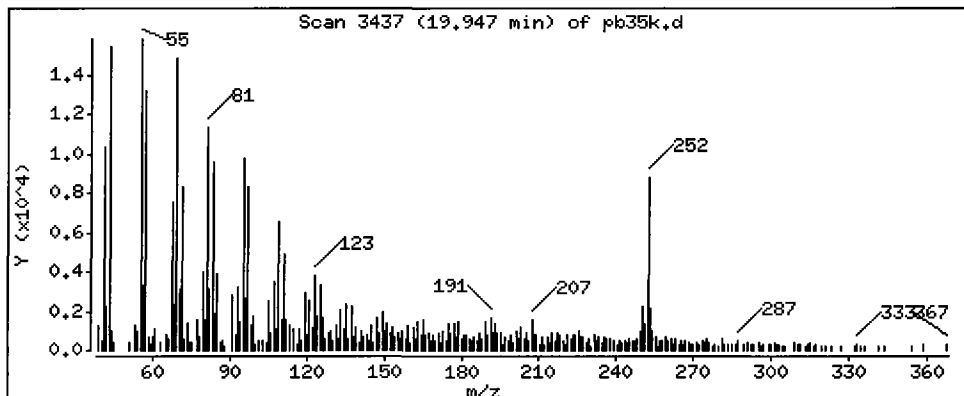
Column phase: ZB-5

Column diameter: 0.32

Handwritten signature

75 Benzo(k)fluoranthene

Concentration: 17.01 ug/kg



ORGANICS ANALYSIS DATA SHEET
PSDDA Semivolatiles by SW8270D GC/MS
 Page 1 of 1

Sample ID: 3SED11-B
SAMPLE

Lab Sample ID: PB35M
 LIMS ID: 09-12729
 Matrix: Sediment
 Data Release Authorized: *B*
 Reported: 06/17/09

QC Report No: PB35-ENVIRONMENTAL SCIENCE CORP.
 Project: JELD-WEN NORD DOOR
 NA
 Date Sampled: 06/03/09
 Date Received: 06/03/09

Date Extracted: 06/08/09
 Date Analyzed: 06/15/09 20:06
 Instrument/Analyst: NT6/LJR
 GPC Cleanup: Yes

Sample Amount: 25.5 g-dry-wt
 Final Extract Volume: 0.5 mL
 Dilution Factor: 1.00
 Percent Moisture: 36.6%

CAS Number	Analyte	RL	Result
108-95-2	Phenol	20	< 20 U
541-73-1	1,3-Dichlorobenzene	20	< 20 U
106-46-7	1,4-Dichlorobenzene	20	< 20 U
100-51-6	Benzyl Alcohol	20	< 20 U
95-50-1	1,2-Dichlorobenzene	20	< 20 U
95-48-7	2-Methylphenol	20	< 20 U
106-44-5	4-Methylphenol	20	< 20 U
67-72-1	Hexachloroethane	20	< 20 U
105-67-9	2,4-Dimethylphenol	20	< 20 U
65-85-0	Benzoic Acid	200	< 200 U
120-82-1	1,2,4-Trichlorobenzene	20	< 20 U
91-20-3	Naphthalene	20	< 20 U
87-68-3	Hexachlorobutadiene	20	< 20 U
91-57-6	2-Methylnaphthalene	20	< 20 U
131-11-3	Dimethylphthalate	20	< 20 U
208-96-8	Acenaphthylene	20	< 20 U
83-32-9	Acenaphthene	20	< 20 U
132-64-9	Dibenzofuran	20	< 20 U
84-66-2	Diethylphthalate	20	< 20 U
86-73-7	Fluorene	20	< 20 U
86-30-6	N-Nitrosodiphenylamine	20	< 20 U
118-74-1	Hexachlorobenzene	20	< 20 U
87-86-5	Pentachlorophenol	98	< 98 U
85-01-8	Phenanthrene	20	22
120-12-7	Anthracene	20	< 20 U
84-74-2	Di-n-Butylphthalate	20	< 20 U
206-44-0	Fluoranthene	20	53
129-00-0	Pyrene	20	33
85-68-7	Butylbenzylphthalate	20	< 20 U
56-55-3	Benzo (a) anthracene	20	19 J
117-81-7	bis (2-Ethylhexyl) phthalate	20	15 J
218-01-9	Chrysene	20	31
117-84-0	Di-n-Octyl phthalate	20	< 20 U
205-99-2	Benzo (b) fluoranthene	20	21
207-08-9	Benzo (k) fluoranthene	20	21
50-32-8	Benzo (a) pyrene	20	21
193-39-5	Indeno (1, 2, 3-cd) pyrene	20	11 J
53-70-3	Dibenz (a, h) anthracene	20	< 20 U
191-24-2	Benzo (g, h, i) perylene	20	12 J
90-12-0	1-Methylnaphthalene	20	< 20 U

Reported in µg/kg (ppb)

Semivolatile Surrogate Recovery

d5-Nitrobenzene	58.8%	2-Fluorobiphenyl	66.0%
d14-p-Terphenyl	58.0%	d4-1,2-Dichlorobenzene	53.6%
d5-Phenol	60.0%	2-Fluorophenol	58.4%
2,4,6-Tribromophenol	71.5%	d4-2-Chlorophenol	59.7%

Analytical Resources, Inc.

Semivolatiles Report SW846 Method 8270D

Data file : /chem1/nt6.i/20090615.b/pb35m.d
 Lab Smp Id: PB35M Client Smp ID: 3SED11-B
 Inj Date : 15-JUN-2009 20:06
 Operator : LJR/VTS Inst ID: nt6.i
 Smp Info : PB35M
 Misc Info : 09-12729
 Comment : 1ul Injection
 Method : /chem1/nt6.i/20090615.b/SW846.m
 Meth Date : 16-Jun-2009 10:41 jeff Quant Type: ISTD
 Cal Date : 11-JUN-2009 14:21 Cal File: 0050611a.d
 Als bottle: 11
 Dil Factor: 1.00000
 Integrator: HP RTE Compound Sublist: PSDDA.sub
 Target Version: 3.50

LJR
6/16/09

Concentration Formula: Amt * DF * Vt / (Ws * (100 - M) / 100) * CpndVariable

Name	Value	Description
DF	1.00000	Dilution Factor
Vt	500.00000	Volume of final extract (uL)
Ws	40.20000	Weight of sample extracted (g)
M	36.60000	% Moisture

Cpnd Variable

Local Compound Variable

Compounds	QUANT SIG	RT	EXP RT	REL RT	RESPONSE	CONCENTRATIONS	
						ON-COLUMN (ug/mL)	FINAL (ug/kg)
\$ 1 2-Fluorophenol	112	4.815	4.782	(0.702)	178257	21.8610	428.9
\$ 2 Phenol-d5	99	6.593	6.534	(0.962)	245862	22.4533	440.5
3 Phenol	94	Compound Not Detected.					
\$ 5 2-Chlorophenol-d4	132	6.572	6.555	(0.959)	149368	22.3857	439.2
4 Bis(2-Chloroethyl)ether	93	Compound Not Detected.					
6 2-Chlorophenol	128	Compound Not Detected.					
7 1,3-Dichlorobenzene	146	Compound Not Detected.					
* 8 1,4-Dichlorobenzene-d4	152	6.855	6.849	(1.000)	98905	20.0000	
9 1,4-Dichlorobenzene	146	Compound Not Detected.					
\$ 10 1,2-Dichlorobenzene-d4	152	7.154	7.148	(1.044)	66090	13.4193	263.3
12 1,2-Dichlorobenzene	146	Compound Not Detected.					
11 Benzyl alcohol	108	Compound Not Detected.					
14 2,2'-oxybis(1-Chloropropane)	45	Compound Not Detected.					
13 2-Methylphenol	108	Compound Not Detected.					
17 Hexachloroethane	117	Compound Not Detected.					

Compounds	QUANT SIG		CONCENTRATIONS					
	MASS		RT	EXP RT	REL RT	RESPONSE	ON-COLUMN (ug/mL)	FINAL (ug/kg)
16 N-Nitroso-di-n-propylamine	70							
15 4-Methylphenol	108							
\$ 18 Nitrobenzene-d5	82		7.811	7.810	(0.876)	154430	14.6673	287.7
19 Nitrobenzene	77							
20 Isophorone	82							
21 2-Nitrophenol	139							
22 2,4-Dimethylphenol	107							
23 Bis(2-Chloroethoxy)methane	93							
24 Benzoic acid	105							
25 2,4-Dichlorophenol	162							
26 1,2,4-Trichlorobenzene	180							
* 27 Naphthalene-d8	136		8.917	8.916	(1.000)	342831	20.0000	
28 Naphthalene	128							
29 4-Chloroaniline	127							
30 Hexachlorobutadiene	225							
31 4-Chloro-3-methylphenol	107							
32 2-Methylnaphthalene	141							
33 Hexachlorocyclopentadiene	237							
34 2,4,6-Trichlorophenol	196							
35 2,4,5-Trichlorophenol	196							
\$ 36 2-Fluorobiphenyl	172		10.733	10.732	(0.914)	224499	16.4808	323.3
37 2-Chloronaphthalene	162							
38 2-Nitroaniline	65							
39 Dimethylphthalate	163							
40 Acenaphthylene	152							
41 2,6-Dinitrotoluene	165							
* 42 Acenaphthene-d10	164		11.747	11.747	(1.000)	183391	20.0000	
43 3-Nitroaniline	138							
44 Acenaphthene	153							
45 2,4-Dinitrophenol	184							
46 Dibenzofuran	168							
47 4-Nitrophenol	109							
48 2,4-Dinitrotoluene	165							
50 Diethylphthalate	149							
49 Fluorene	166							
51 4-Chlorophenyl-phenylether	204							
52 4-Nitroaniline	138							
53 4,6-Dinitro-2-methylphenol	198							
54 N-Nitrosodiphenylamine	169							
\$ 55 2,4,6-Tribromophenol	330		13.035	13.034	(1.110)	46934	26.8405	526.6
56 4-Bromophenyl-phenylether	248							
57 Hexachlorobenzene	284							
58 Pentachlorophenol	266							
* 59 Phenanthrene-d10	188		14.081	14.081	(1.000)	282229	20.0000	
60 Phenanthrene	178		14.119	14.118	(1.003)	20231	1.12936	22.16
61 Anthracene	178							
62 Carbazole	167							

Compounds	QUANT SIG		CONCENTRATIONS				
	MASS	RT	EXP RT	REL RT	RESPONSE	ON-COLUMN (ug/mL)	FINAL (ug/kg)
63 Di-n-butylphthalate	149				Compound Not Detected.		
64 Fluoranthene	202	16.031	16.025	(1.138)	48974	2.67781	52.53
65 Pyrene	202	16.362	16.361	(0.892)	45595	1.68121	32.98
\$ 66 Terphenyl-d14	244	16.736	16.730	(0.912)	253635	14.5058	284.6
67 Butylbenzylphthalate	149				Compound Not Detected.		
68 Benzo(a)anthracene	228	18.317	18.311	(0.999)	23572	0.97558	19.14
* 69 Chrysene-d12	240	18.344	18.338	(1.000)	327367	20.0000	
70 3,3'-Dichlorobenzidine	252				Compound Not Detected.		
71 Chrysene	228	18.370	18.375	(1.001)	36582	1.58122	31.02
72 bis(2-Ethylhexyl)phthalate	149	18.675	18.674	(0.953)	11319	0.77553	15.21(M)
* 134 Di-n-octylphthalate-d4	153	19.604	19.603	(1.000)	470586	20.0000	
73 Di-n-octylphthalate	149				Compound Not Detected.		
74 Benzo(b)fluoranthene	252	19.946	19.945	(0.975)	58045	2.14766	42.13(M) 1.060
75 Benzo(k)fluoranthene	252	19.946	19.977	(0.975)	58044	2.09093	41.02(M) 1.060
76 Benzo(a)pyrene	252	20.384	20.378	(0.996)	26392	1.07823	21.16
* 77 Perylene-d12	264	20.464	20.453	(1.000)	372963	20.0000	
78 Indeno(1,2,3-cd)pyrene	276	21.805	21.799	(1.065)	17818	0.54632	10.72
79 Dibenzo(a,h)anthracene	278				Compound Not Detected.		
80 Benzo(g,h,i)perylene	276	22.093	22.087	(1.080)	17595	0.61729	12.11
90 N-Nitrosodimethylamine	74				Compound Not Detected.		
91 Aniline	93				Compound Not Detected.		
93 Benzidine	184				Compound Not Detected.		
103 Pyridine	79				Compound Not Detected.		
105 1-methylnaphthalene	141				Compound Not Detected.		
111 Azobenzene (1,2-DP-Hydrazine)	77				Compound Not Detected.		

QC Flag Legend

M - Compound response manually integrated.

Analytical Resources, Inc.

INTERNAL STANDARD COMPOUNDS
 AREA AND RT SUMMARY

Instrument ID: nt6.i	Calibration Date: 15-JUN-2009
Lab File ID: pb35m.d	Calibration Time: 14:39
Lab Smp Id: PB35M	Client Smp ID: 3SED11-B
Analysis Type: SV	Level: LOW
Quant Type: ISTD	Sample Type: Sediment
Operator: LJR/VTS	
Method File: /chem1/nt6.i/20090615.b/SW846.m	
Misc Info: 09-12729	

Test Mode: Use Initial Calibration Level 4.

COMPOUND	STANDARD	AREA LIMIT		SAMPLE	%DIFF
		LOWER	UPPER		
8 1,4-Dichlorobenze	112389	56194	224778	98905	-12.00
27 Naphthalene-d8	384492	192246	768984	342831	-10.84
42 Acenaphthene-d10	217478	108739	434956	183391	-15.67
59 Phenanthrene-d10	336594	168297	673188	282229	-16.15
69 Chrysene-d12	247160	123580	494320	327367	32.45
134 Di-n-octylphthala	347036	173518	694072	470586	35.60
77 Perylene-d12	232938	116469	465876	372963	60.11

COMPOUND	STANDARD	RT LIMIT		SAMPLE	%DIFF
		LOWER	UPPER		
8 1,4-Dichlorobenze	6.85	6.35	7.35	6.85	0.09
27 Naphthalene-d8	8.92	8.42	9.42	8.92	0.01
42 Acenaphthene-d10	11.75	11.25	12.25	11.75	0.01
59 Phenanthrene-d10	14.08	13.58	14.58	14.08	0.00
69 Chrysene-d12	18.34	17.84	18.84	18.34	0.03
134 Di-n-octylphthala	19.60	19.10	20.10	19.60	0.00
77 Perylene-d12	20.45	19.95	20.95	20.46	0.06

AREA UPPER LIMIT = +100% of internal standard area.
 AREA LOWER LIMIT = - 50% of internal standard area.
 RT UPPER LIMIT = + 0.50 minutes of internal standard RT.
 RT LOWER LIMIT = - 0.50 minutes of internal standard RT.

Analytical Resources, Inc.

RECOVERY REPORT

Client Name: ESC
 Sample Matrix: SOLID
 Lab Smp Id: PB35M
 Level: LOW
 Data Type: MS DATA
 SpikeList File: PSDDALCS.spk
 Sublist File: PSDDA.sub
 Method File: /chem1/nt6.i/20090615.b/SW846.m
 Misc Info: 09-12729

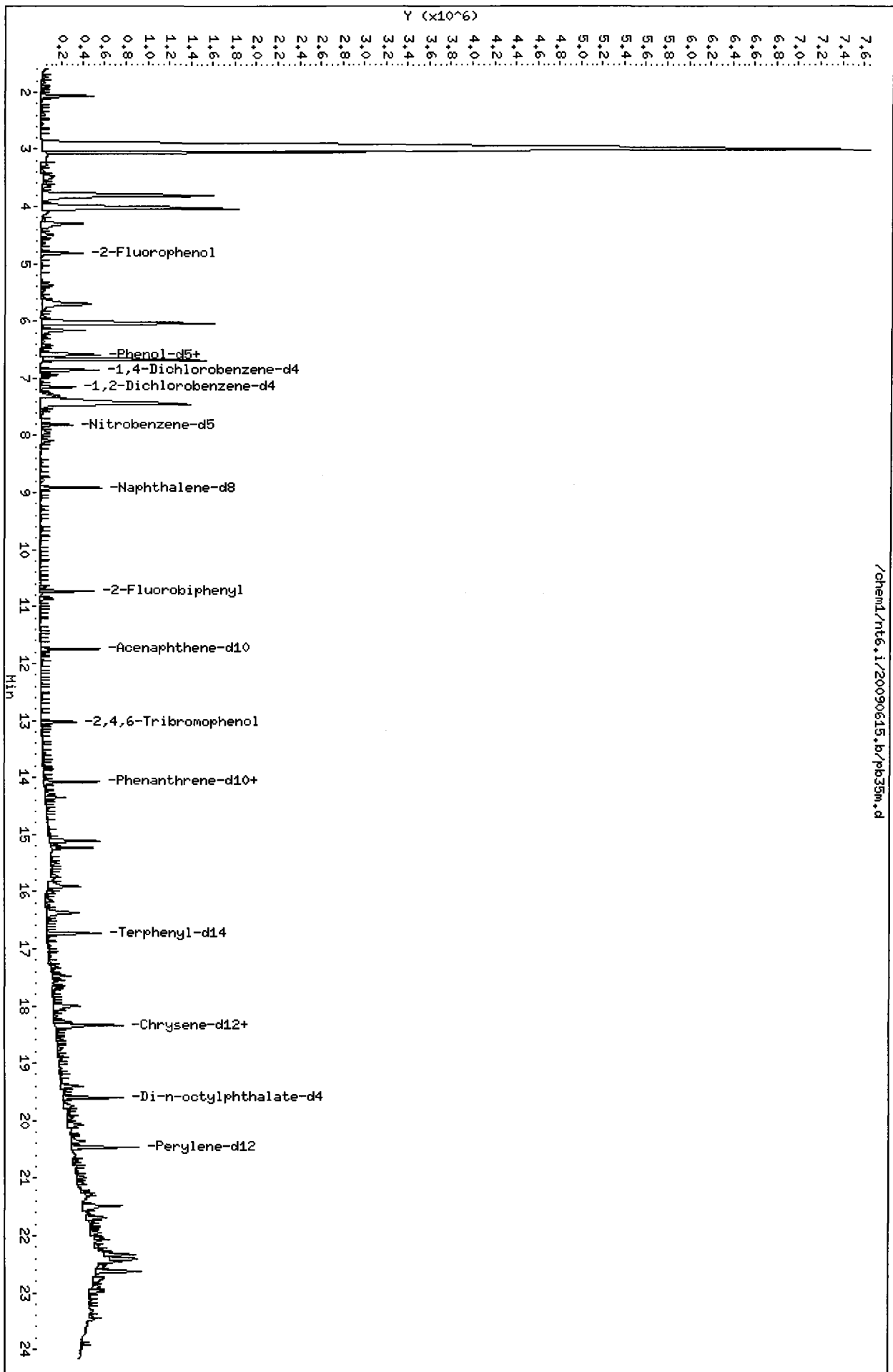
Client SDG: PB35
 Fraction: SV
 Client Smp ID: 3SED11-B
 Operator: LJR/VTS
 SampleType: SAMPLE
 Quant Type: ISTD

SURROGATE COMPOUND	CONC ADDED ug/kg	CONC RECOVERED ug/kg	% RECOVERED	LIMITS
\$ 1 2-Fluorophenol	735.7	428.9	58.30	21-100
\$ 2 Phenol-d5	735.7	440.5	59.88	10-100
\$ 5 2-Chlorophenol-d4	735.7	439.2	59.70	30-100
\$ 10 1,2-Dichlorobenzen	490.4	263.3	53.68	24-100
\$ 18 Nitrobenzene-d5	490.4	287.7	58.67	26-100
\$ 36 2-Fluorobiphenyl	490.4	323.3	65.92	32-100
\$ 55 2,4,6-Tribromophen	735.7	526.6	71.57	33-118
\$ 66 Terphenyl-d14	490.4	284.6	58.02	21-97

Data File: /chem1/nt6.i/20090615.b/pb35m.d
Date: 15-JUN-2009 20:06
Client ID: 3SEED1-B
Sample Info: PB35M
Volume Injected (uL): 1.0
Column phase: ZB-5

Instrument: nt6.i
Operator: LJR/VTS
Column diameter: 0.32

/chem1/nt6.i/20090615.b/pb35m.d



Date : 15-JUN-2009 20:06

Client ID: 3SED11-B

Instrument: nt6.i

Sample Info: PB35M

Volume Injected (uL): 1.0

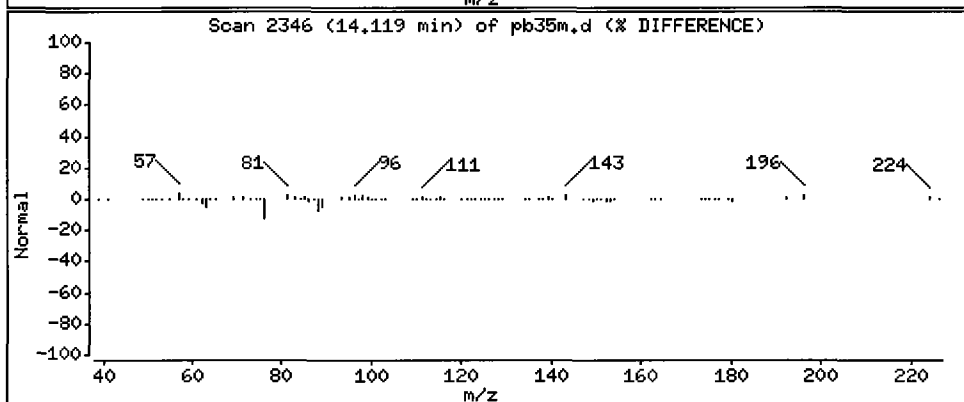
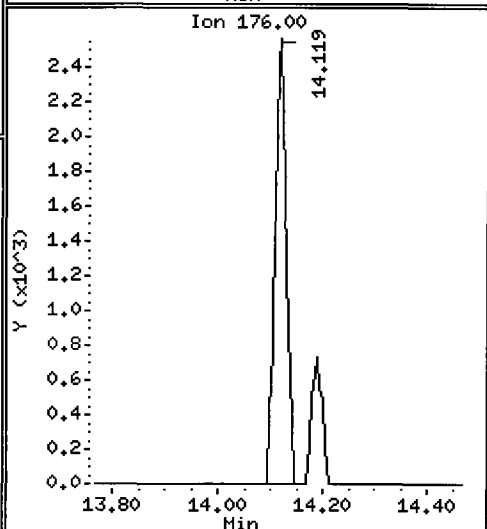
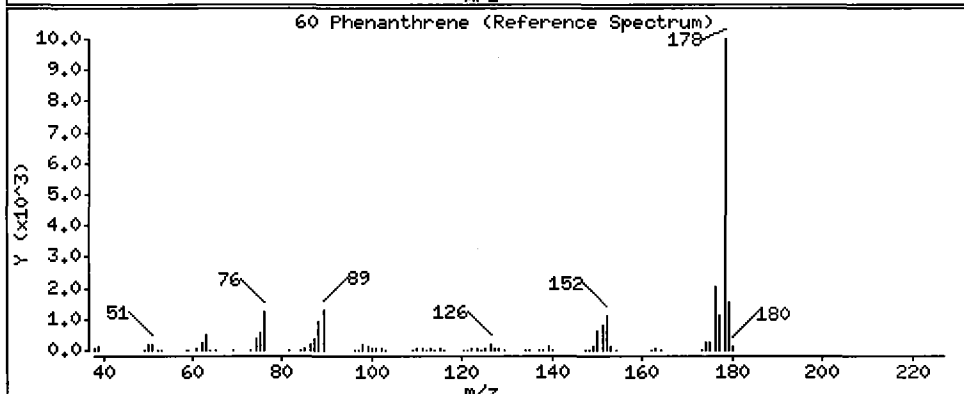
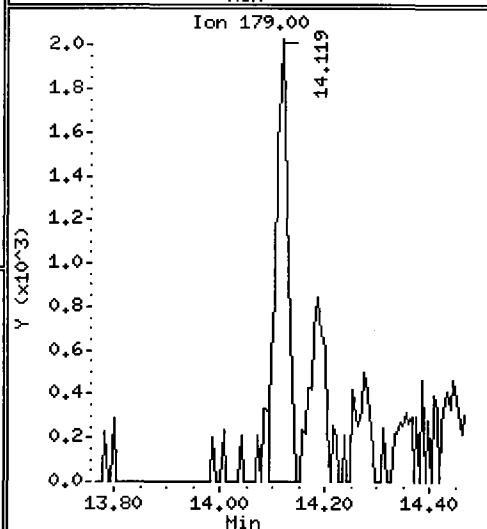
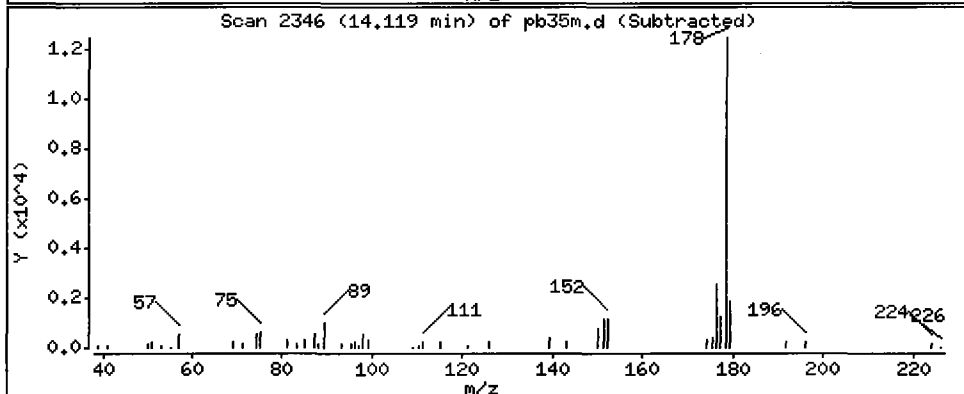
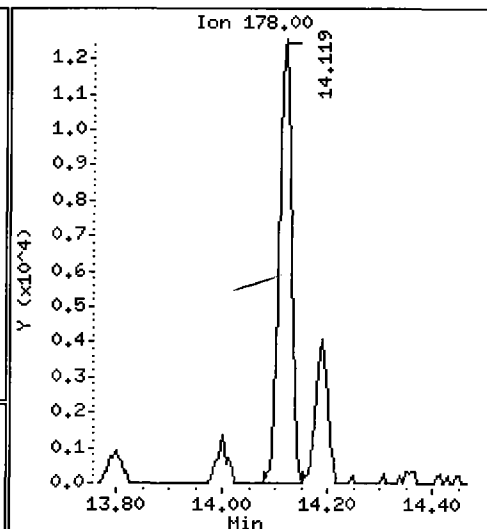
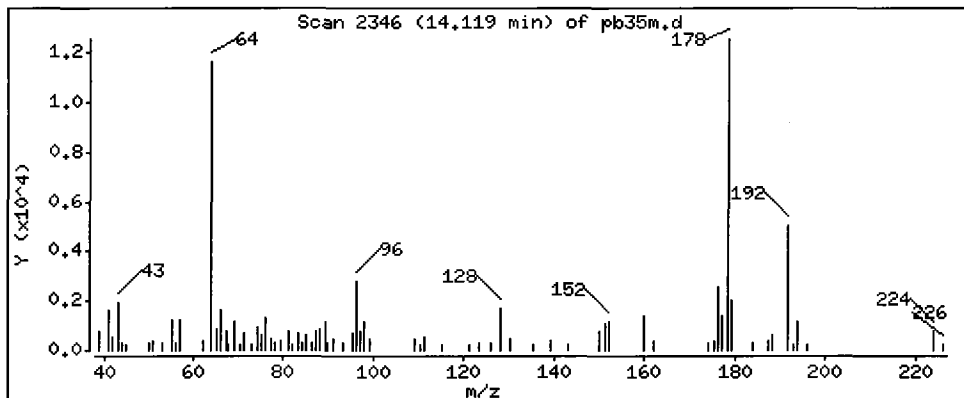
Operator: LJR/VTS

Column phase: ZB-5

Column diameter: 0.32

60 Phenanthrene

Concentration: 22.16 ug/kg



Date : 15-JUN-2009 20:06

Client ID: 3SED11-B

Instrument: nt6.i

Sample Info: PB35M

Volume Injected (uL): 1.0

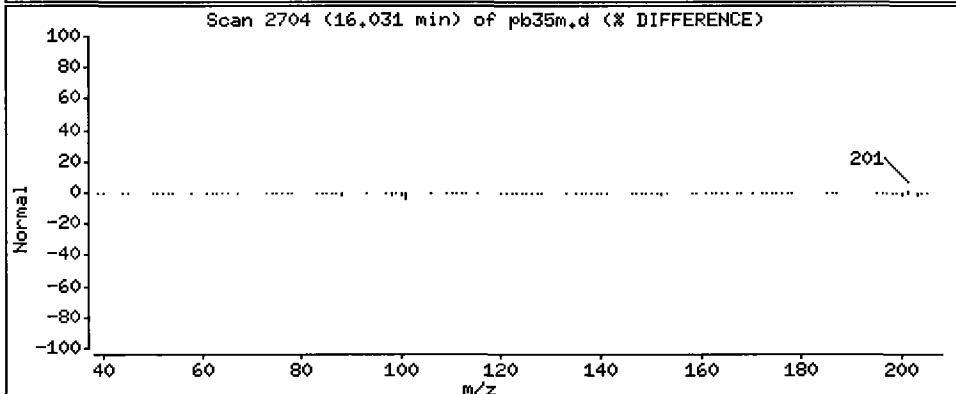
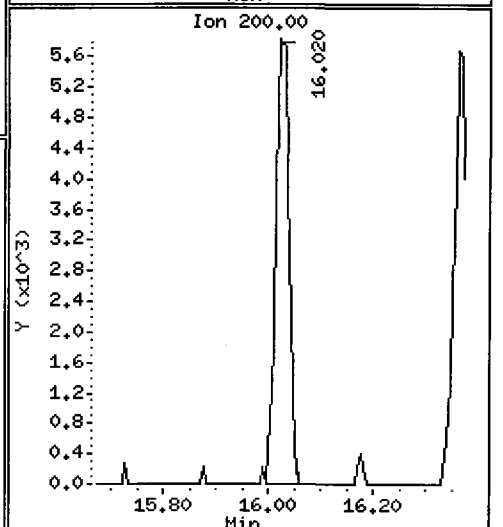
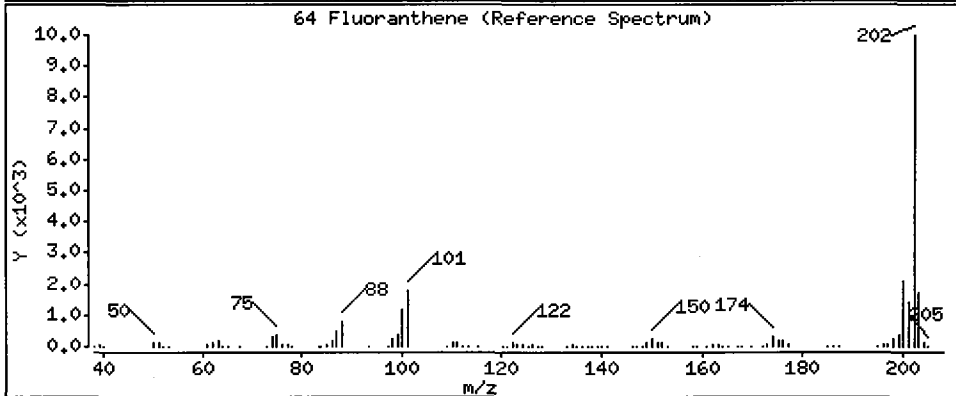
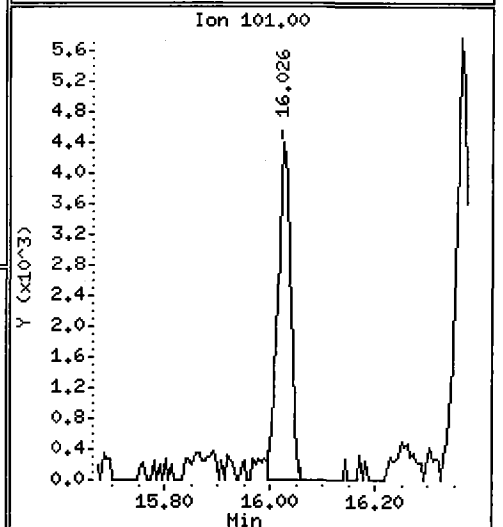
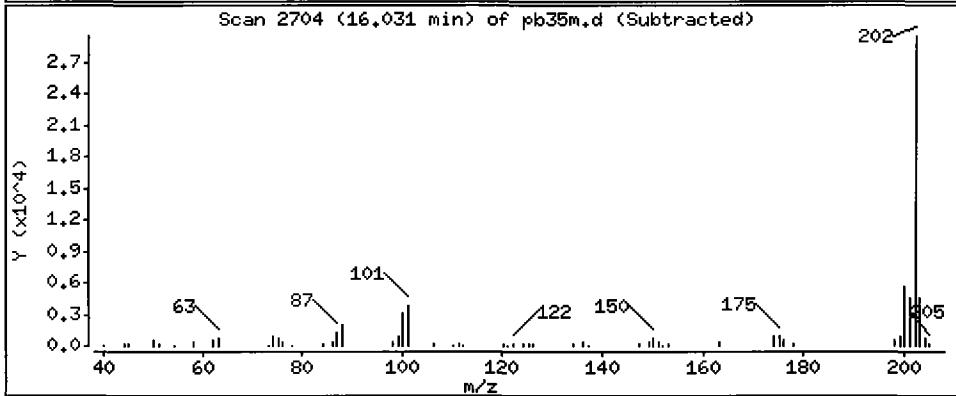
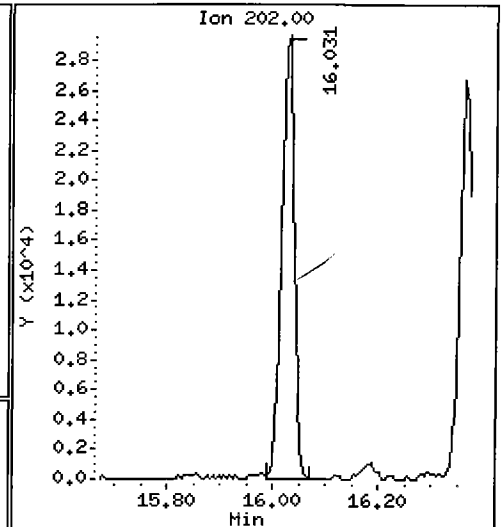
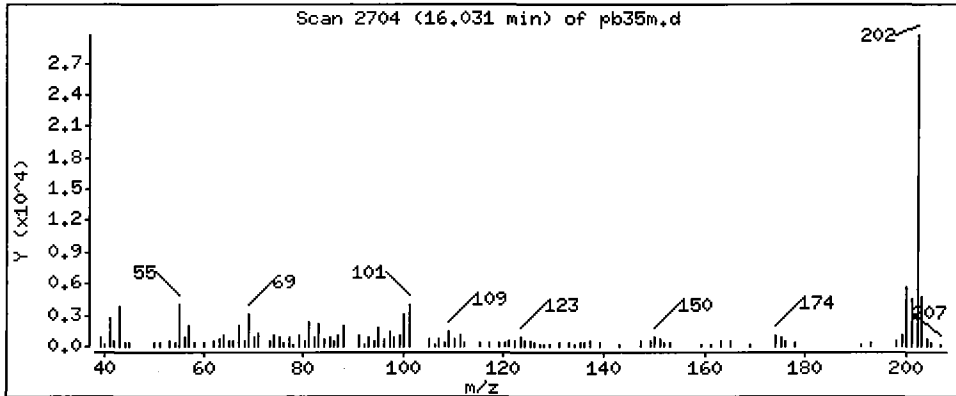
Operator: LJR/VTS

Column phase: ZB-5

Column diameter: 0,32

64 Fluoranthene

Concentration: 52,53 ug/kg



Date : 15-JUN-2009 20:06

Client ID: 3SED11-B

Instrument: nt6.i

Sample Info: PB35M

Volume Injected (uL): 1.0

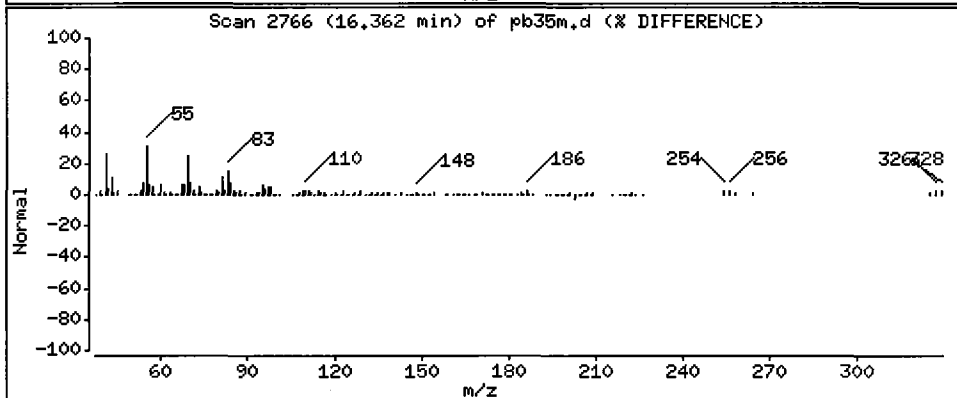
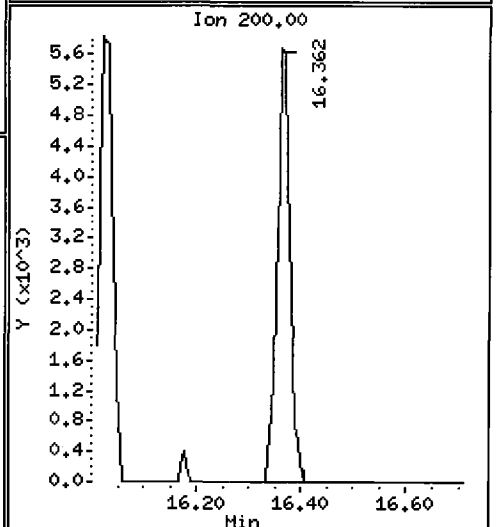
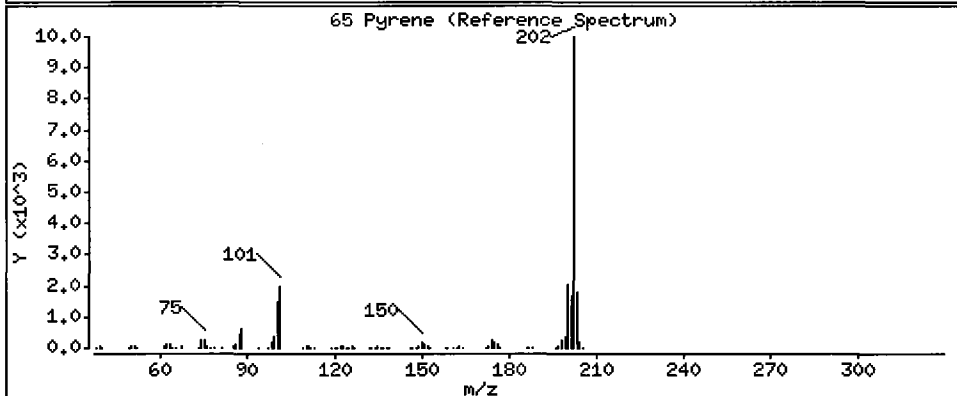
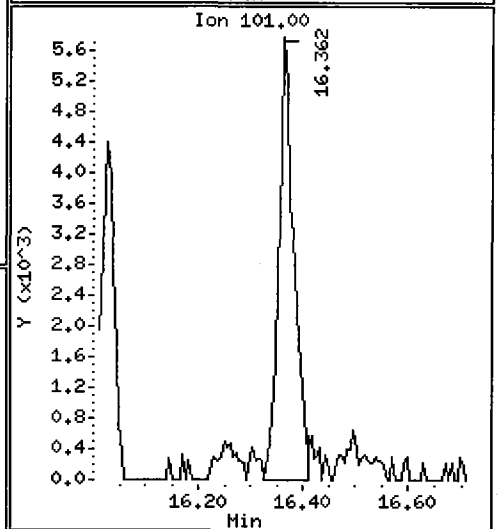
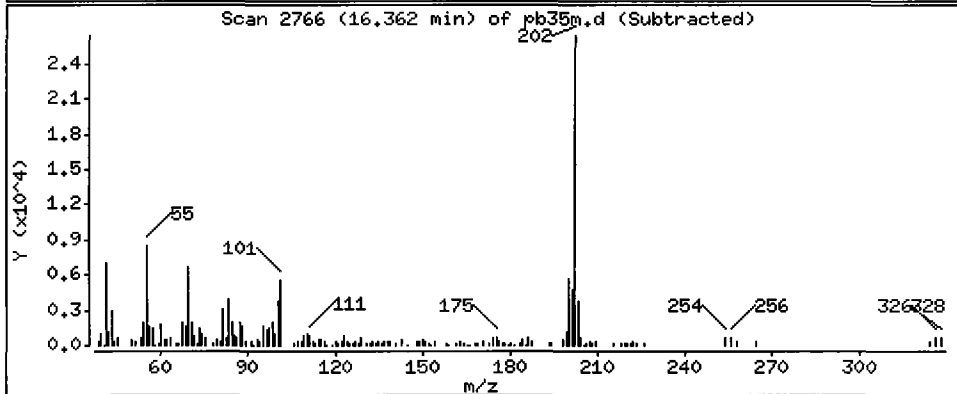
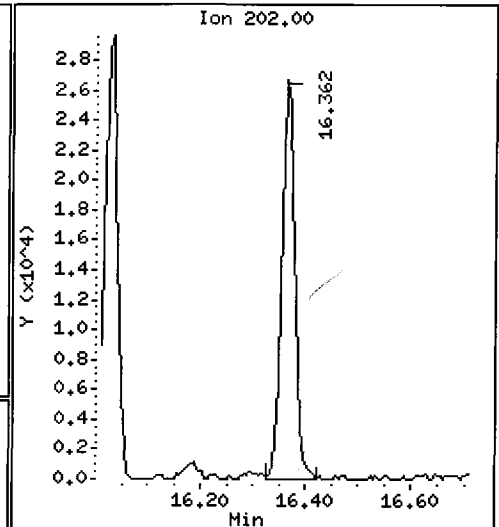
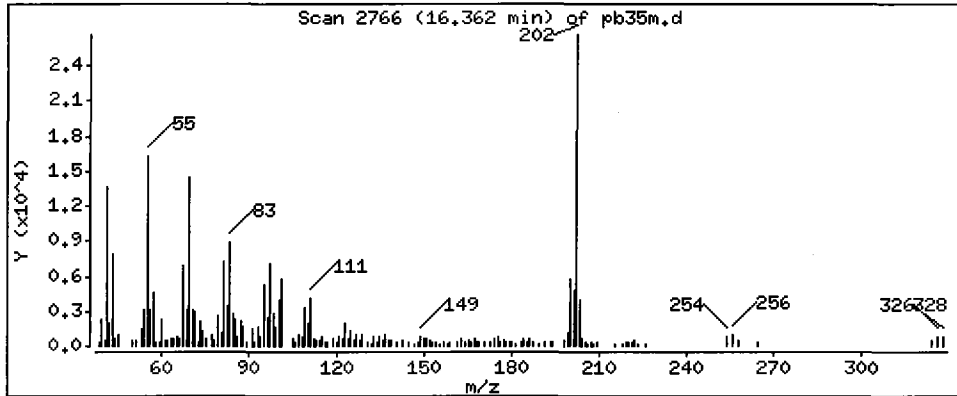
Operator: LJR/VTS

Column phase: ZB-5

Column diameter: 0.32

65 Pyrene

Concentration: 32.98 ug/kg



Date : 15-JUN-2009 20:06

Client ID: 3SED11-B

Instrument: nt6.i

Sample Info: PB35M

Volume Injected (uL): 1.0

Operator: LJR/VTS

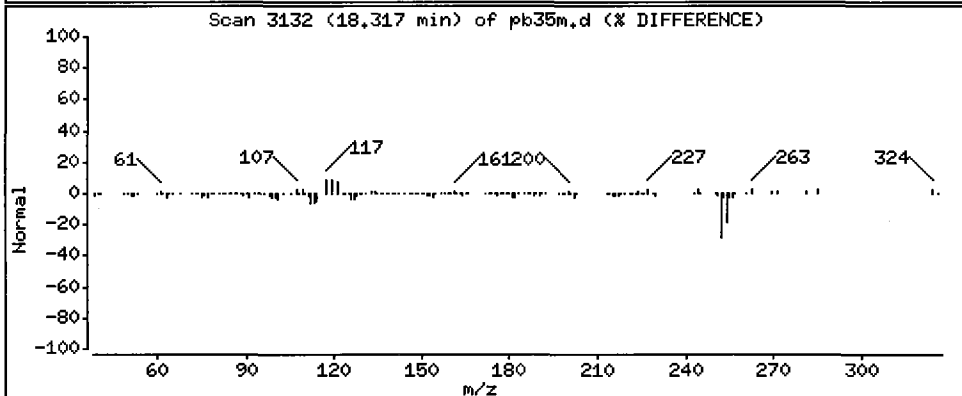
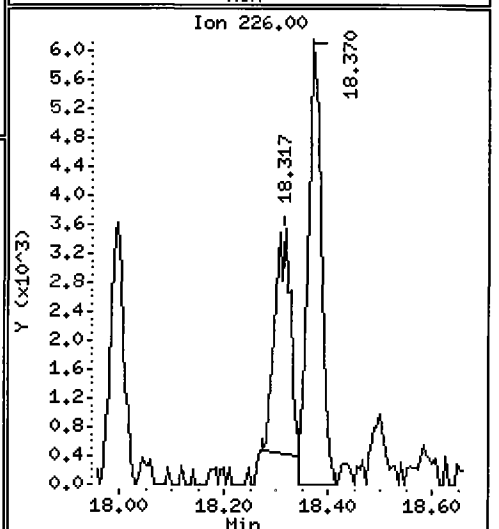
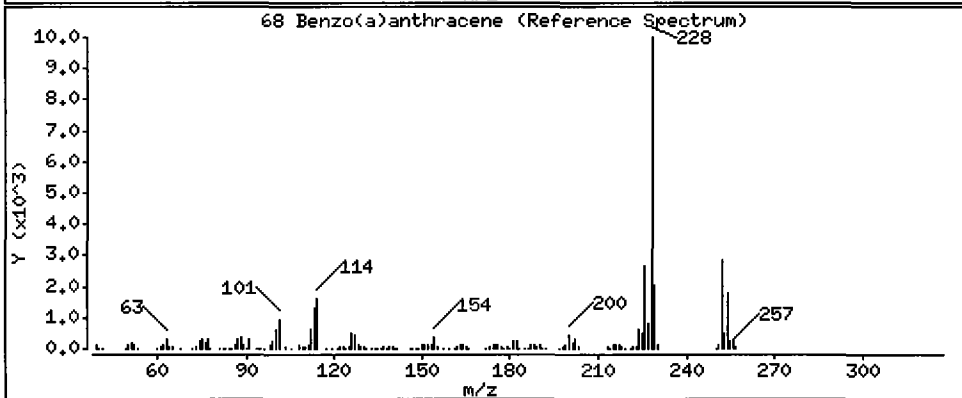
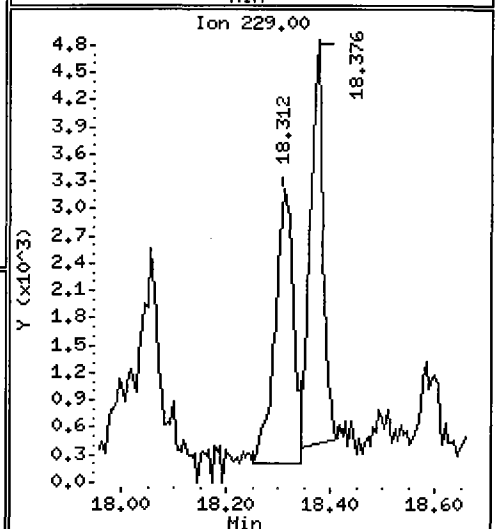
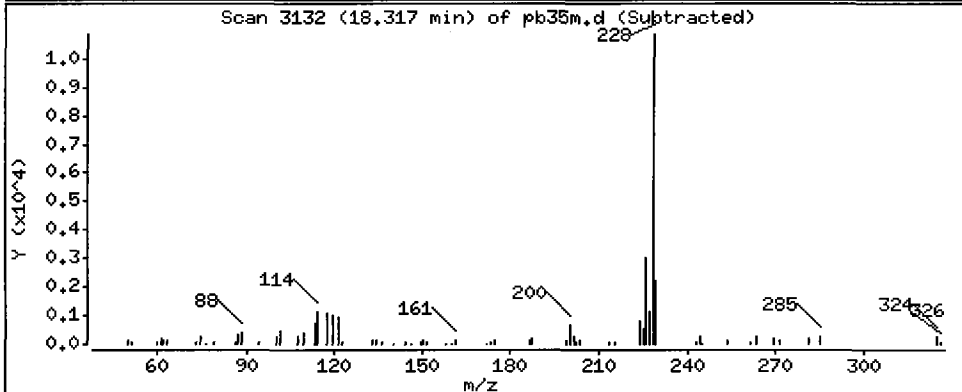
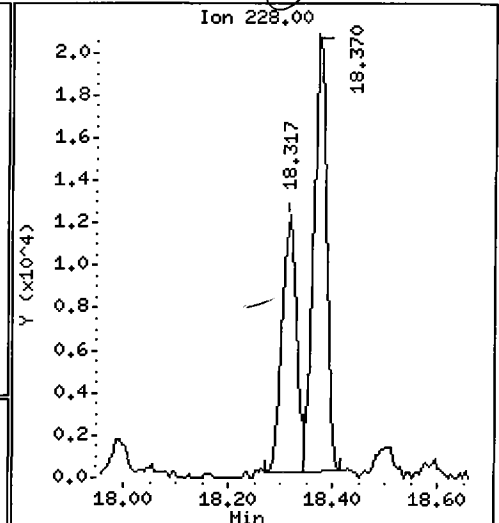
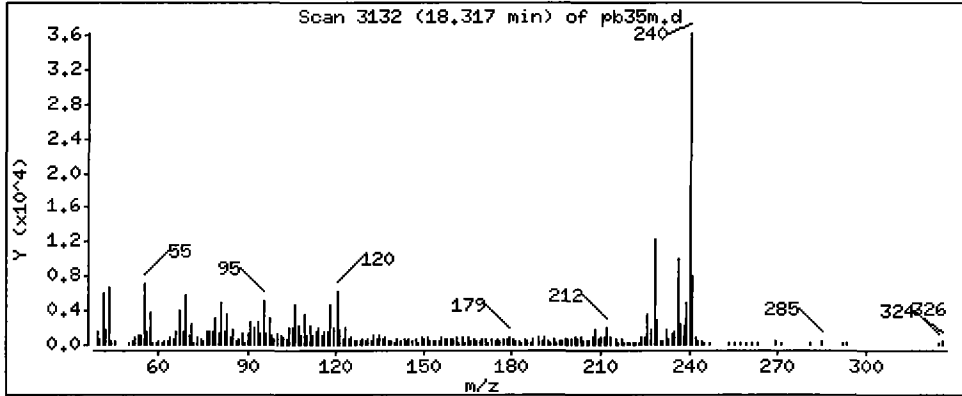
Column phase: ZB-5

Column diameter: 0.32

Handwritten signature

68 Benzo(a)anthracene

Concentration: 19.14 ug/kg



Date : 15-JUN-2009 20:06

Client ID: 3SED11-B

Instrument: nt6.i

Sample Info: PB35M

Volume Injected (uL): 1.0

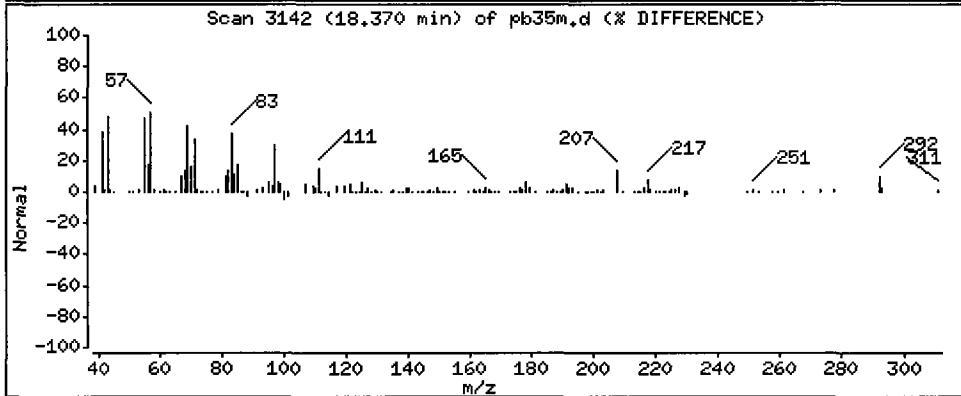
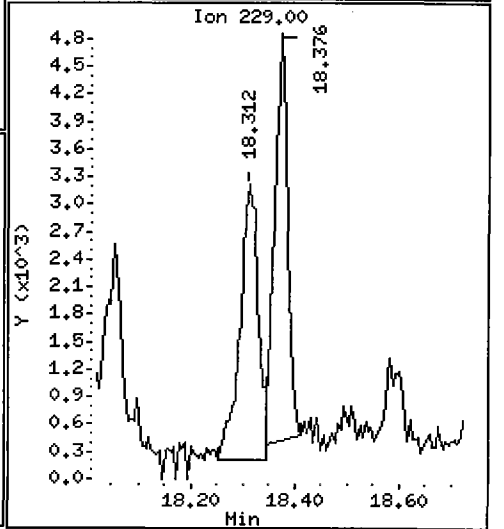
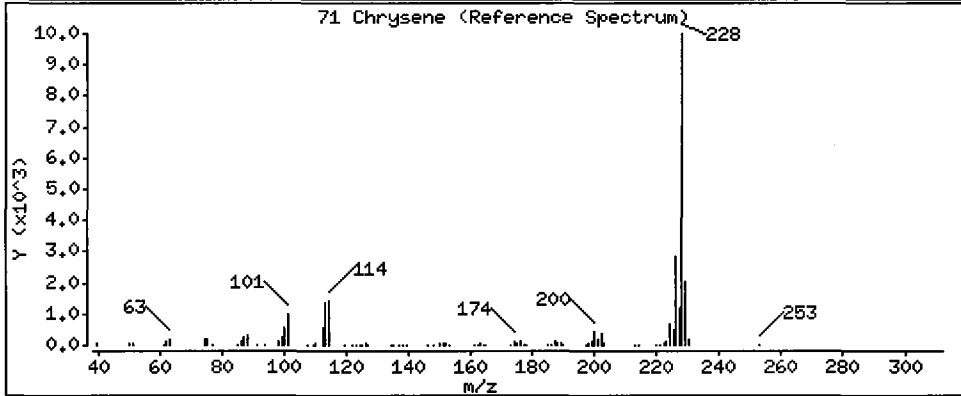
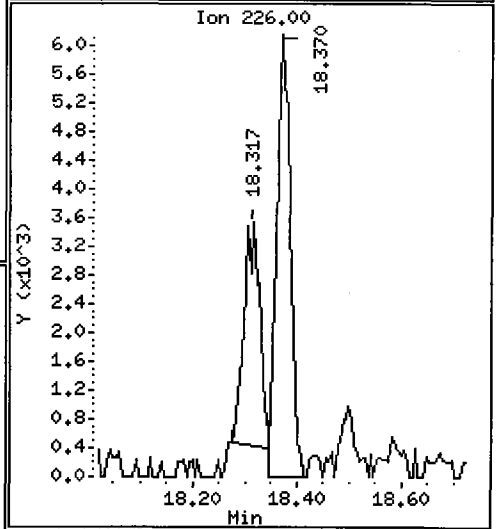
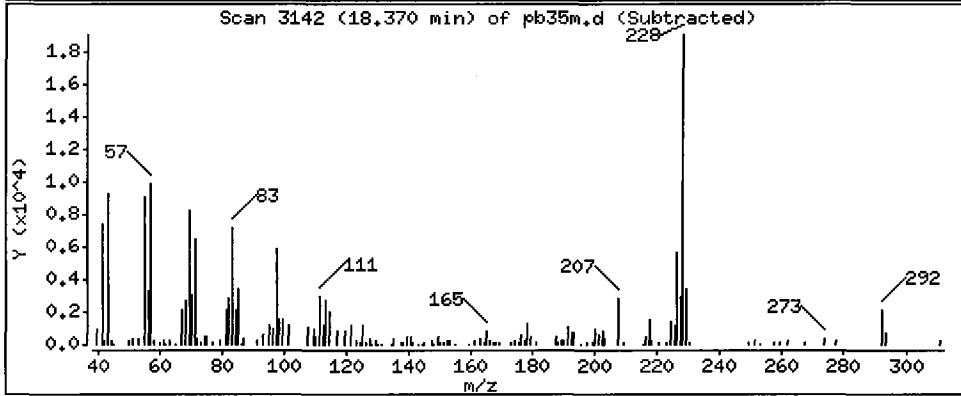
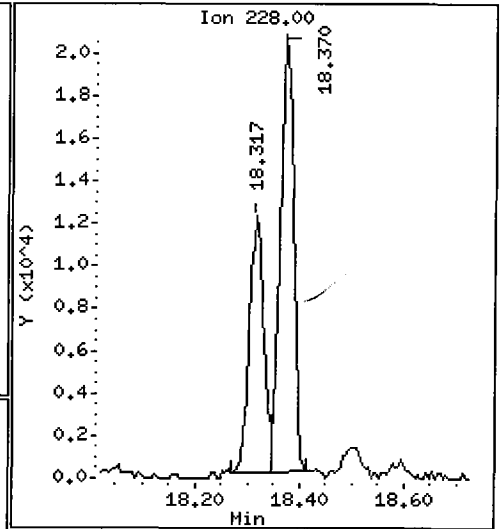
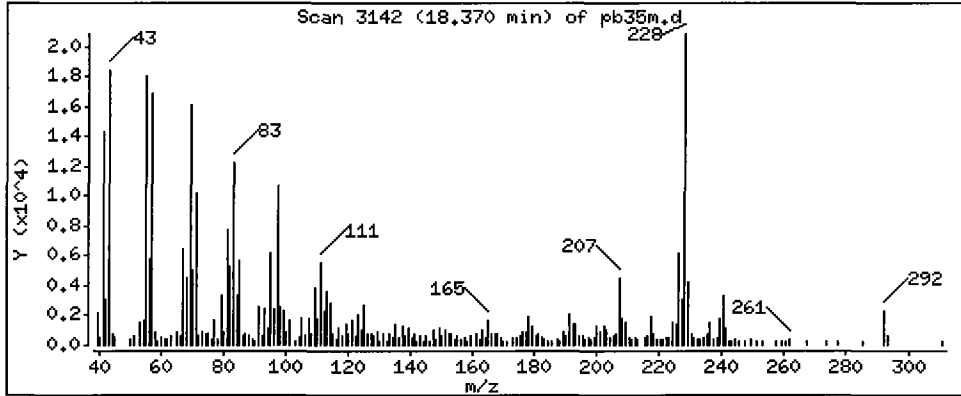
Operator: LJR/VTS

Column phase: ZB-5

Column diameter: 0.32

71 Chrysene

Concentration: 31.02 ug/kg



Date : 15-JUN-2009 20:06

Client ID: 3SED11-B

Instrument: nt6.i

Sample Info: PB35M

Volume Injected (uL): 1.0

Operator: LJR/VTS

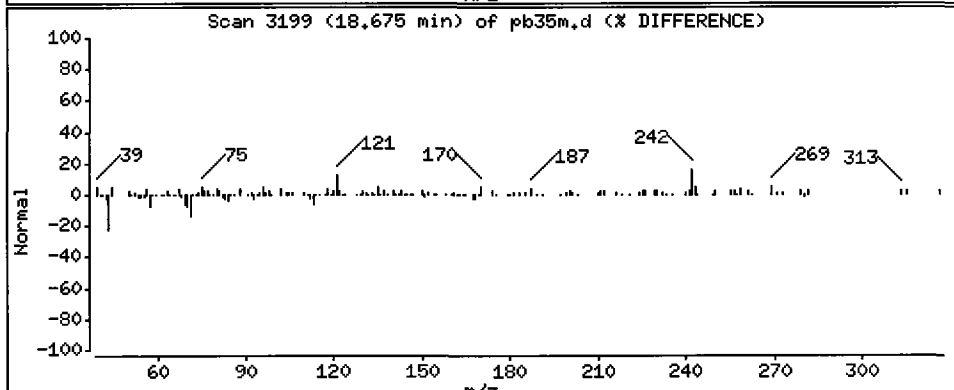
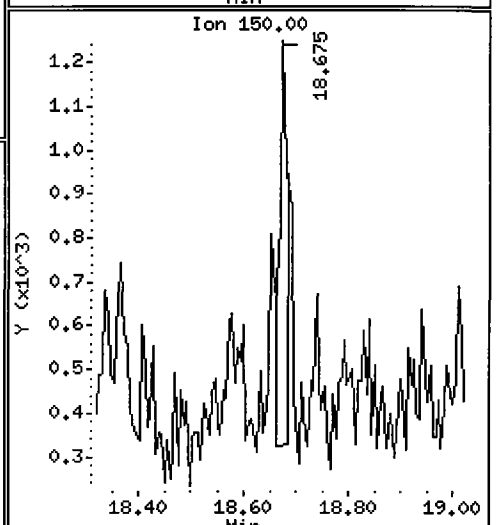
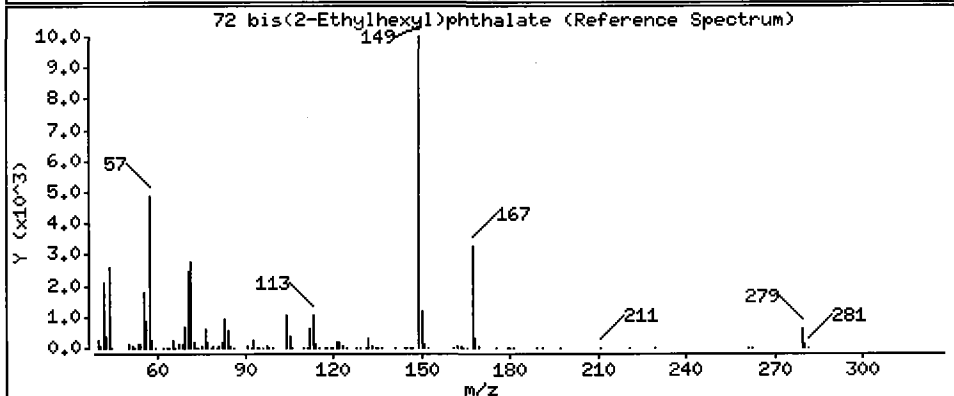
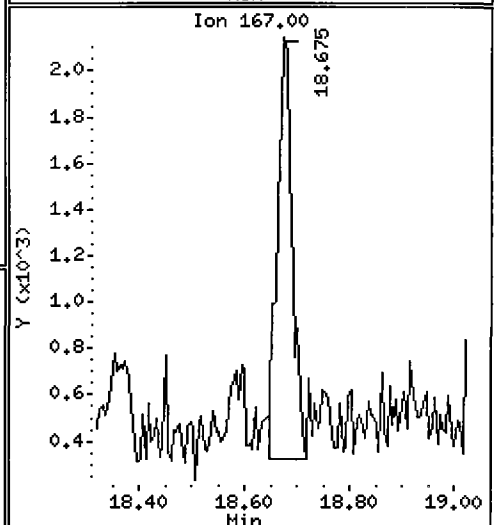
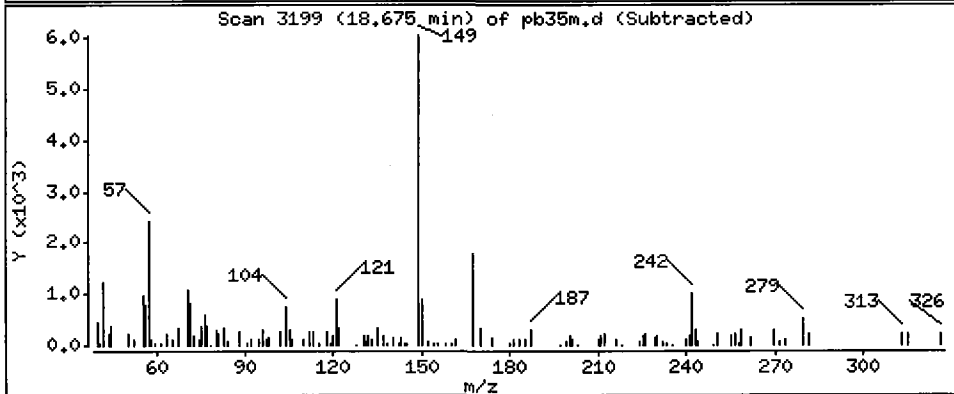
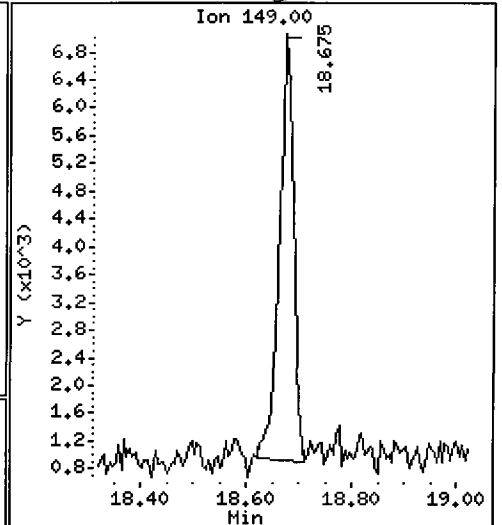
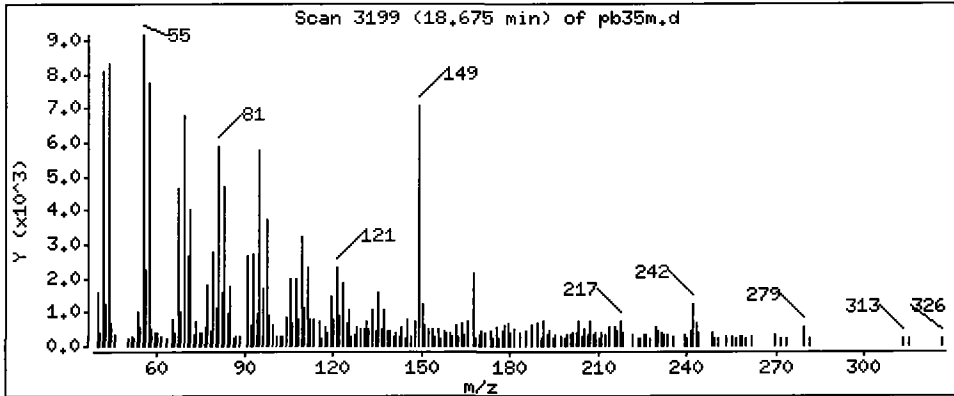
Column phase: ZB-5

Column diameter: 0.32

JLR

72 bis(2-Ethylhexyl)phthalate

Concentration: 15.21 ug/kg



Date : 15-JUN-2009 20:06

Client ID: 3SED11-B

Instrument: nt6.i

Sample Info: PB35M

Volume Injected (uL): 1.0

Operator: LJR/VTS

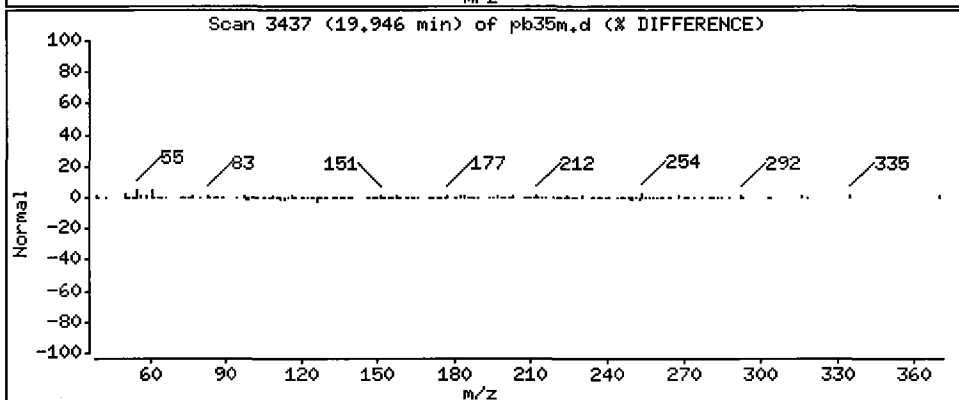
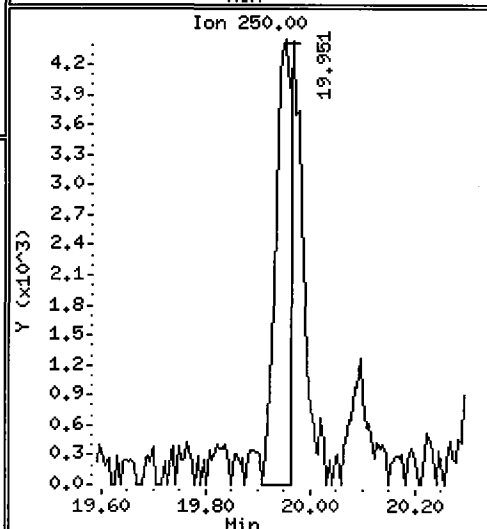
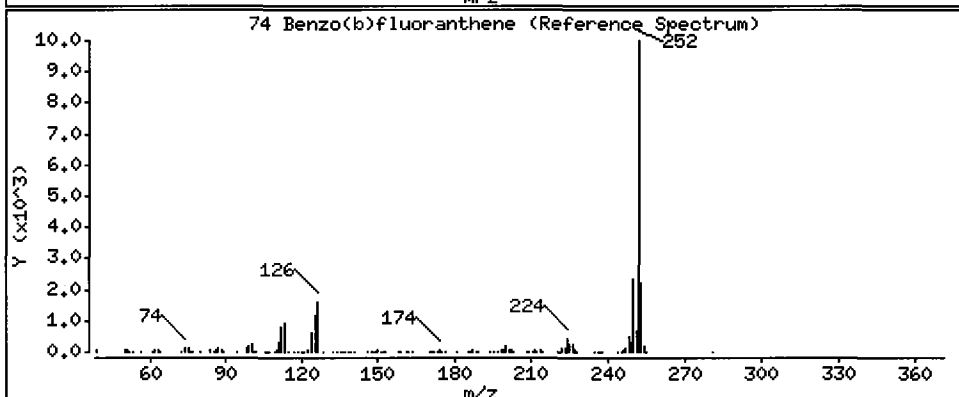
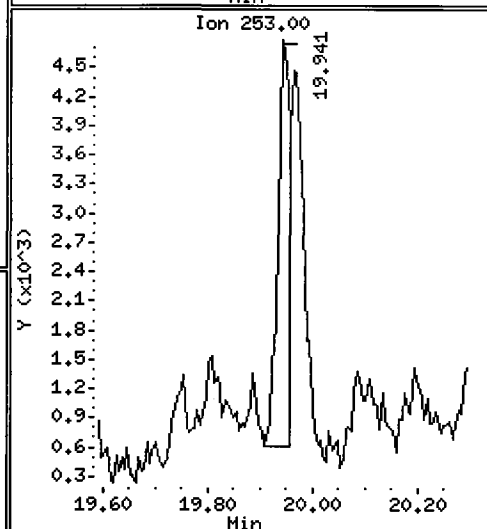
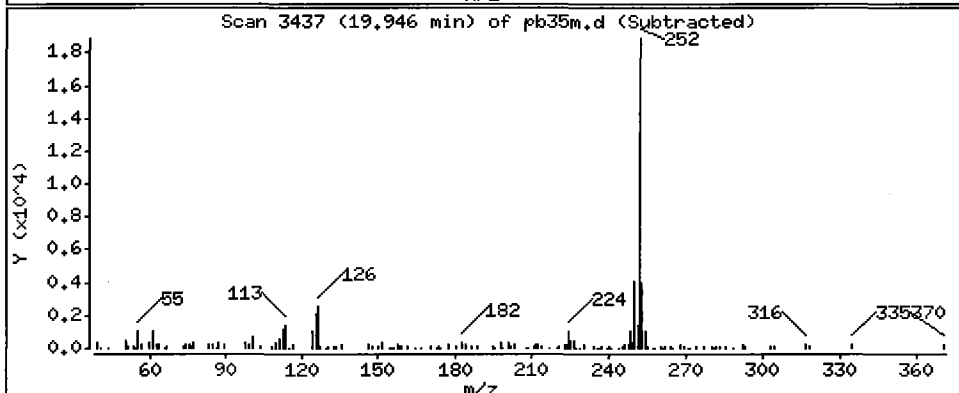
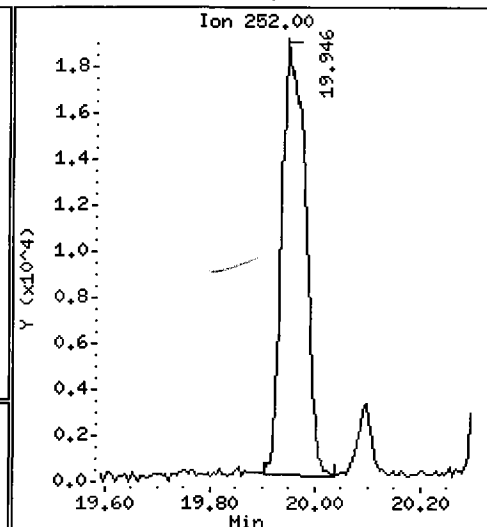
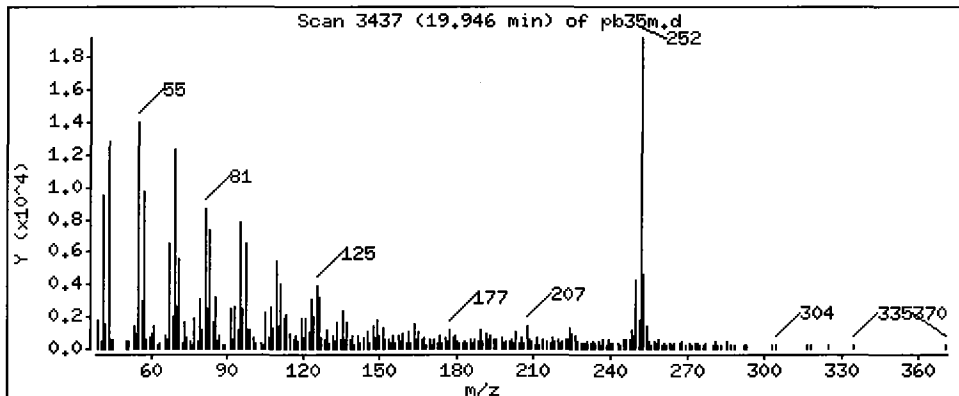
Column phase: ZB-5

Column diameter: 0.32

12

74 Benzo(b)fluoranthene

Concentration: 42.13 ug/kg



Date : 15-JUN-2009 20:06

Client ID: 3SED11-B

Instrument: nt6.i

Sample Info: PB35M

Volume Injected (uL): 1.0

Operator: LJR/VTS

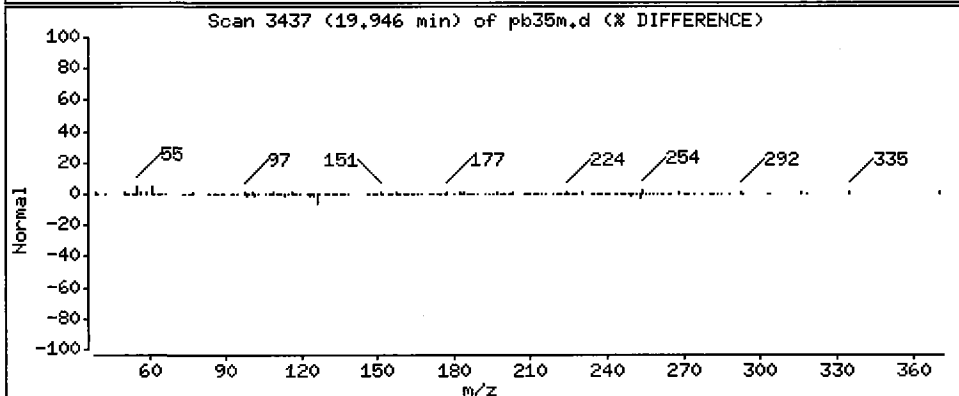
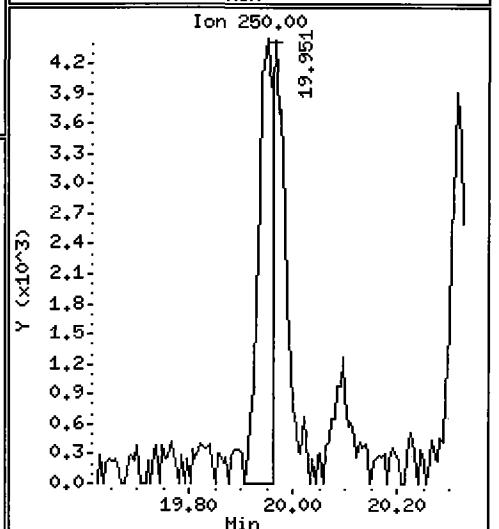
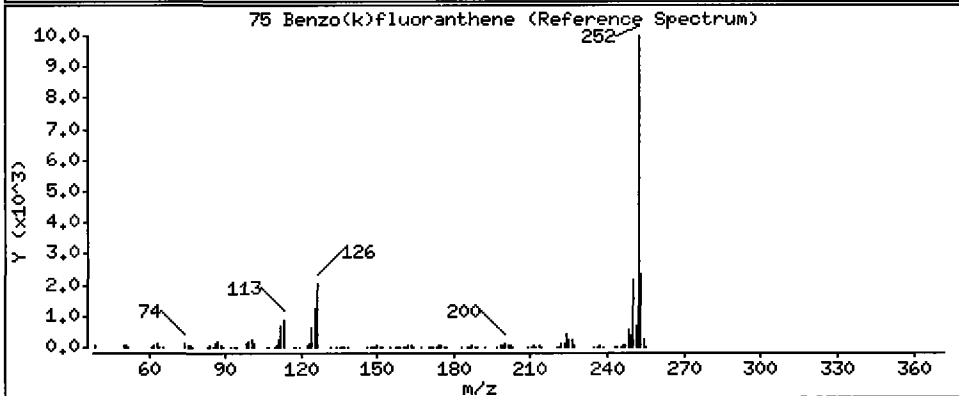
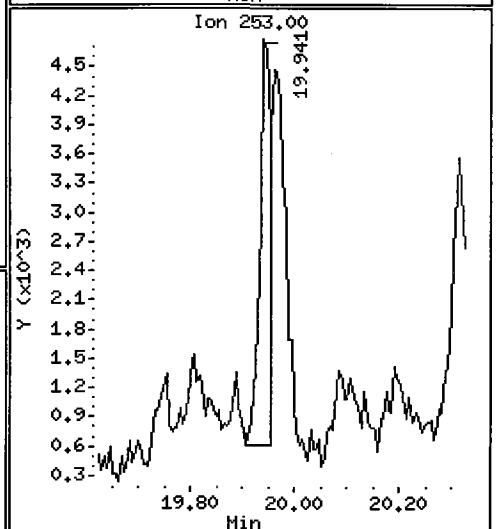
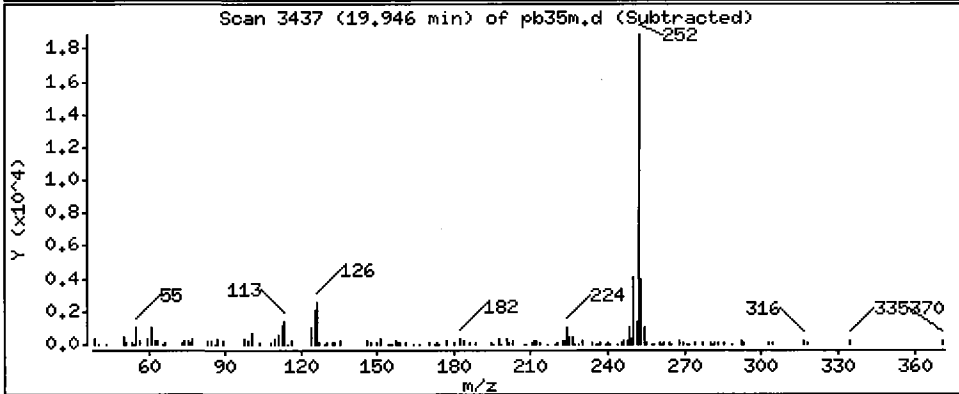
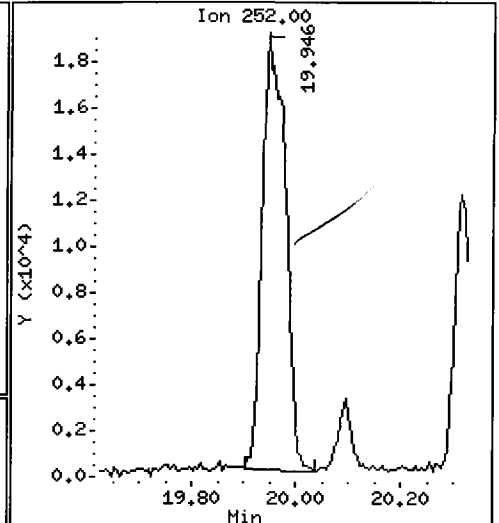
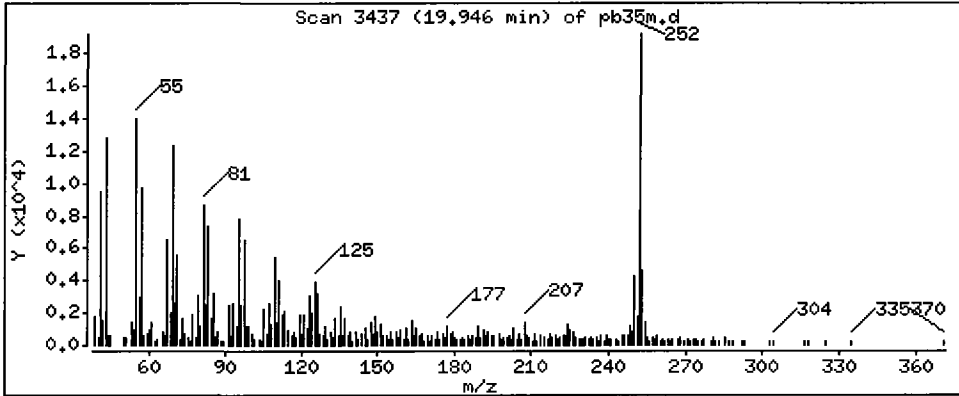
Column phase: ZB-5

Column diameter: 0.32

7/2

75 Benzo(k)fluoranthene

Concentration: 41.02 ug/kg



Date : 15-JUN-2009 20:06

Client ID: 3SED11-B

Instrument: nt6.i

Sample Info: PB35M

Volume Injected (uL): 1.0

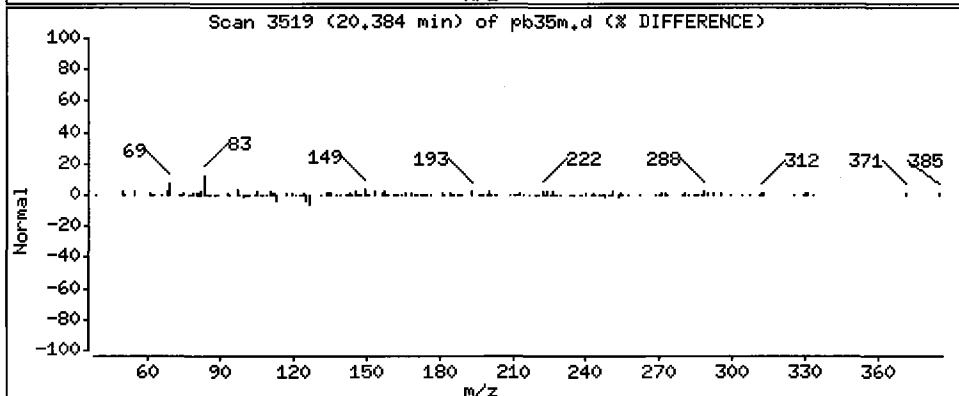
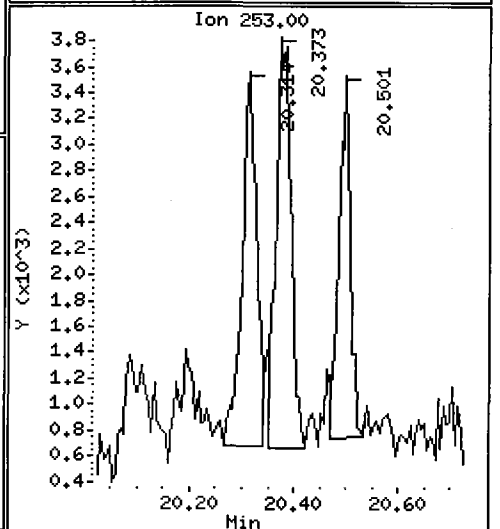
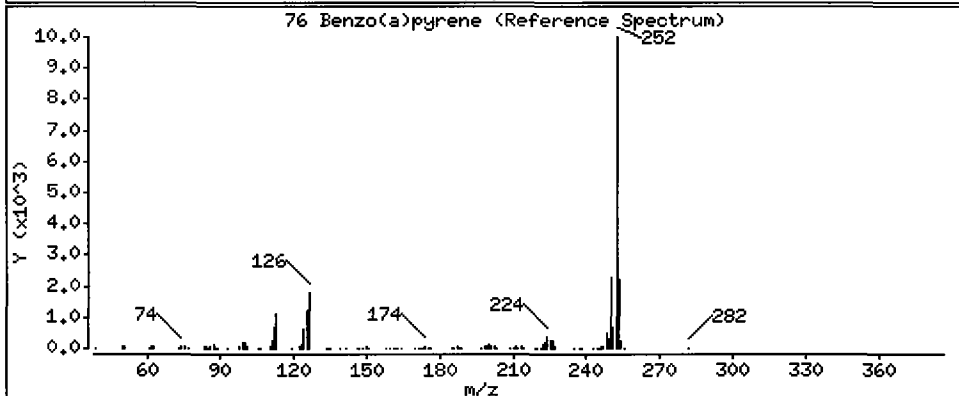
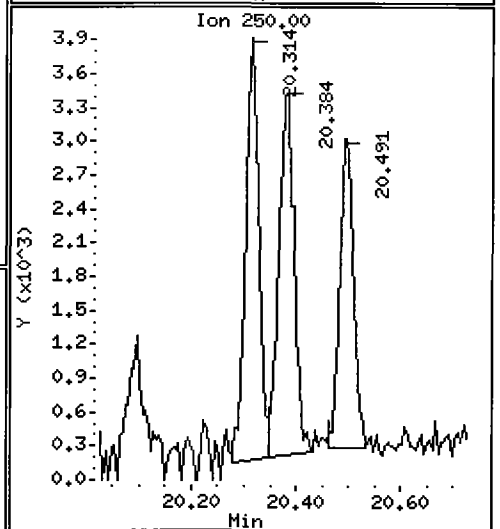
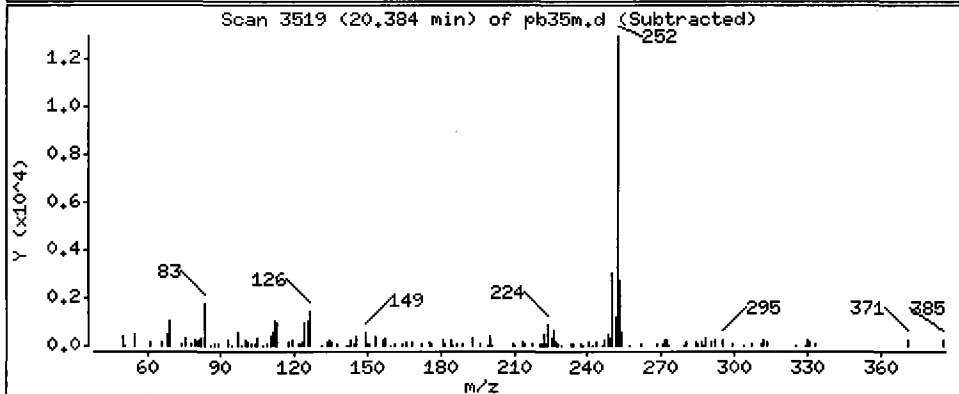
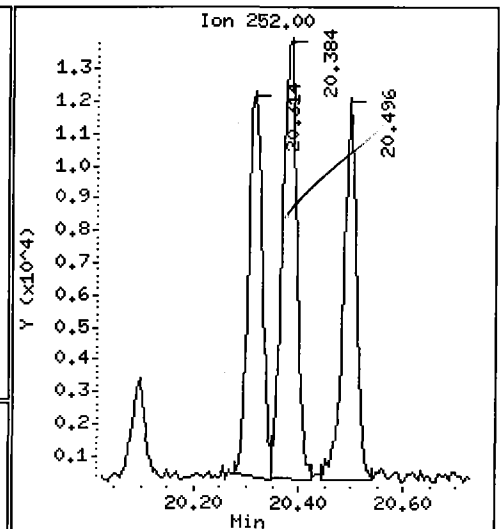
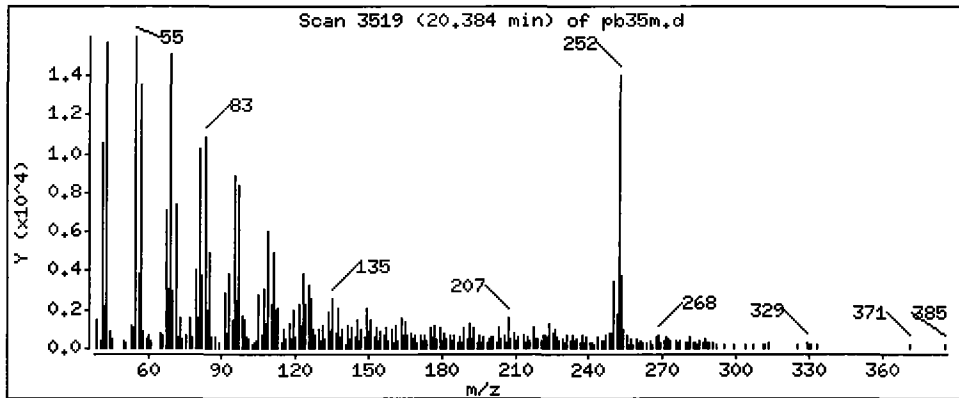
Operator: LJR/VTS

Column phase: ZB-5

Column diameter: 0.32

76 Benzo(a)pyrene

Concentration: 21.16 ug/kg



Date : 15-JUN-2009 20:06

Client ID: 3SED11-B

Instrument: nt6.i

Sample Info: PB35M

Volume Injected (uL): 1.0

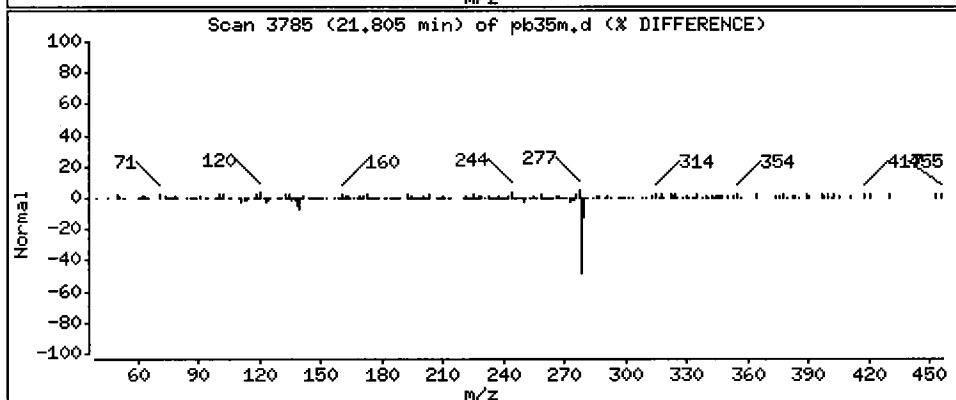
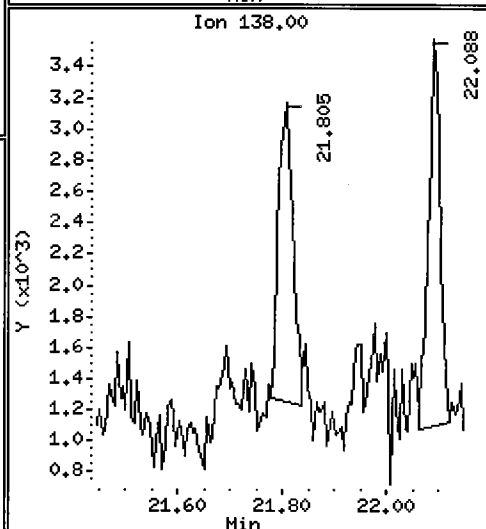
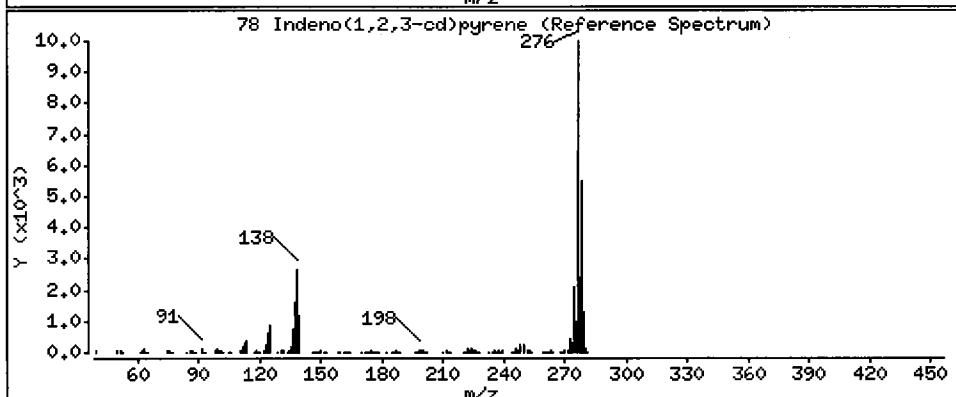
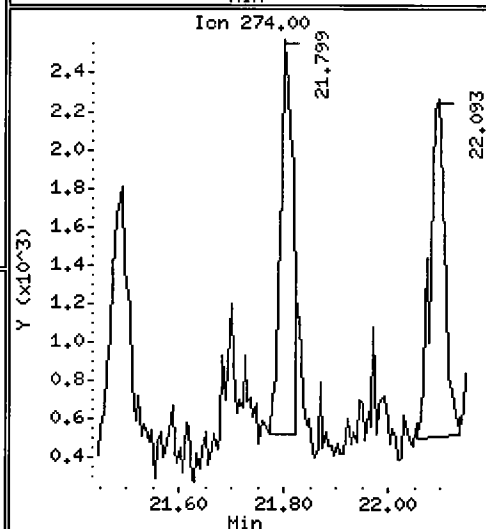
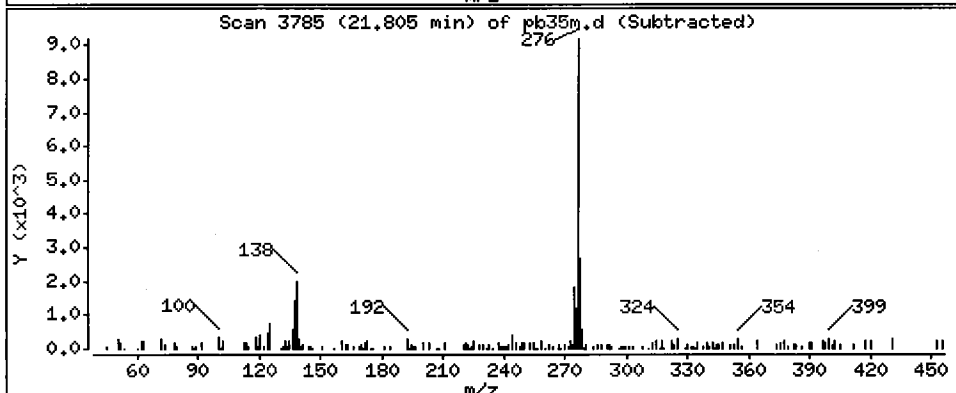
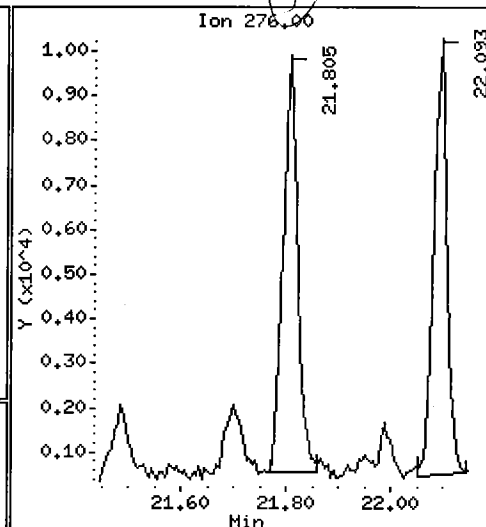
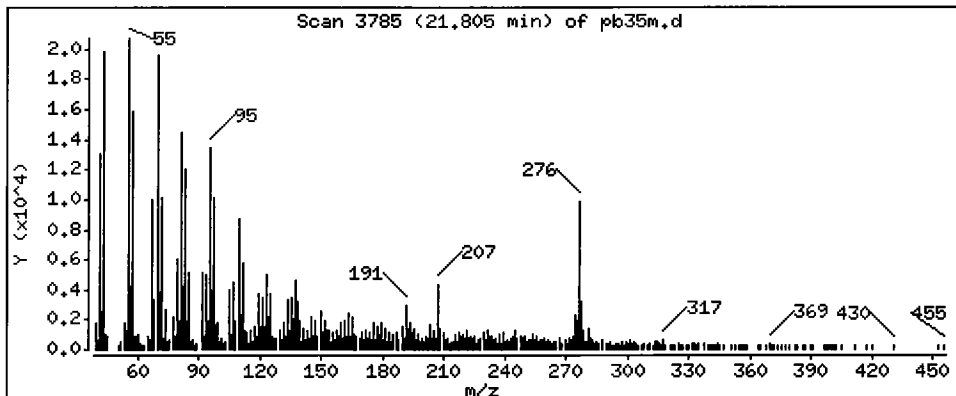
Operator: LJR/VTS

Column phase: ZB-5

Column diameter: 0.32

78 Indeno(1,2,3-cd)pyrene

Concentration: 10.72 ug/kg



Date : 15-JUN-2009 20:06

Client ID: 3SED11-B

Instrument: nt6.i

Sample Info: PB35M

Volume Injected (uL): 1.0

Operator: LJR/VTS

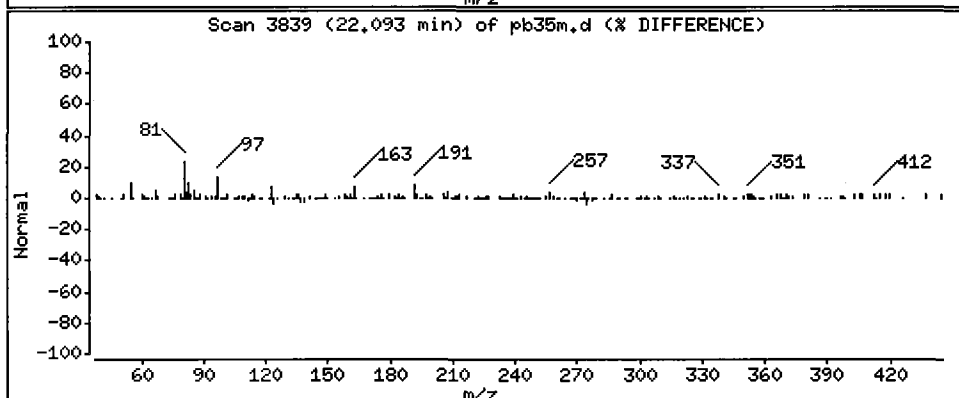
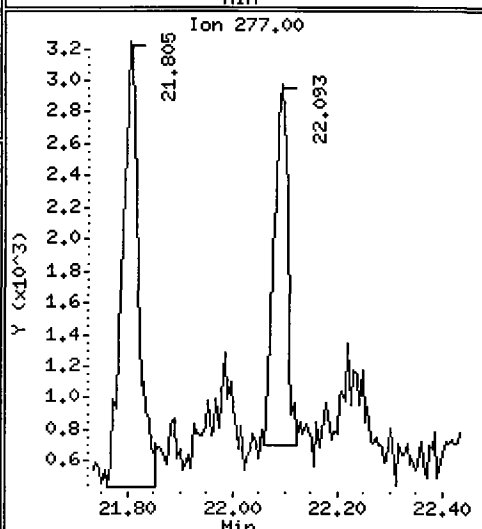
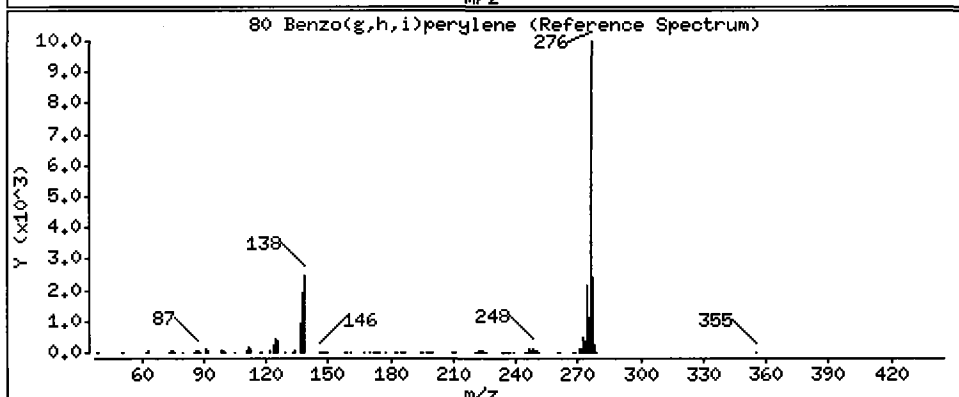
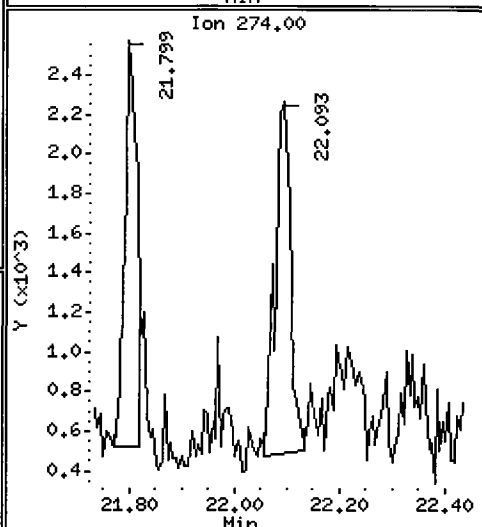
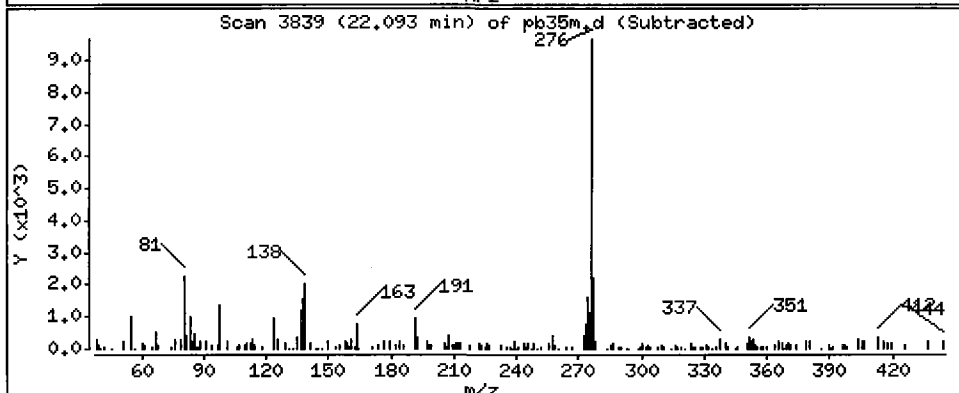
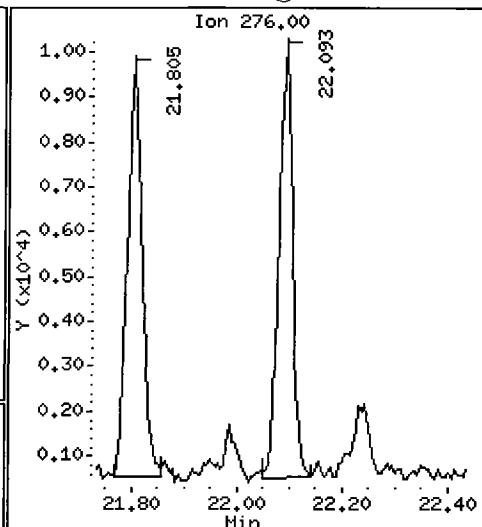
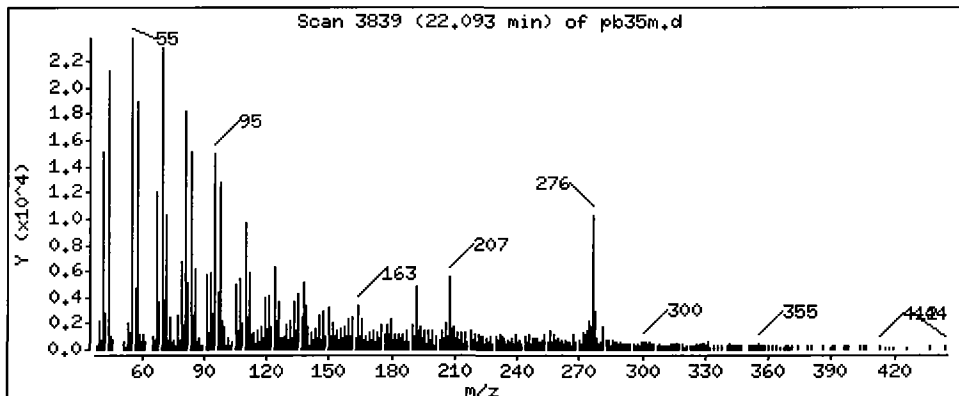
Column phase: ZB-5

Column diameter: 0.32

80 Benzo(g,h,i)perylene

Concentration: 12.11 ug/kg

Full



ORGANICS ANALYSIS DATA SHEET
PSDDA Semivolatiles by SW8270D GC/MS
 Page 1 of 1

Sample ID: 3SED12-A
SAMPLE

Lab Sample ID: PB350
 LIMS ID: 09-12731
 Matrix: Sediment
 Data Release Authorized: *[Signature]*
 Reported: 06/17/09

QC Report No: PB35-ENVIRONMENTAL SCIENCE CORP.
 Project: JELD-WEN NORD DOOR
 NA
 Date Sampled: 06/03/09
 Date Received: 06/03/09

Date Extracted: 06/08/09
 Date Analyzed: 06/15/09 20:38
 Instrument/Analyst: NT6/LJR
 GPC Cleanup: Yes

Sample Amount: 25.2 g-dry-wt
 Final Extract Volume: 0.5 mL
 Dilution Factor: 1.00
 Percent Moisture: 34.0%

CAS Number	Analyte	RL	Result
108-95-2	Phenol	20	< 20 U
541-73-1	1,3-Dichlorobenzene	20	< 20 U
106-46-7	1,4-Dichlorobenzene	20	< 20 U
100-51-6	Benzyl Alcohol	20	< 20 U
95-50-1	1,2-Dichlorobenzene	20	< 20 U
95-48-7	2-Methylphenol	20	< 20 U
106-44-5	4-Methylphenol	20	< 20 U
67-72-1	Hexachloroethane	20	< 20 U
105-67-9	2,4-Dimethylphenol	20	< 20 U
65-85-0	Benzoic Acid	200	< 200 U
120-82-1	1,2,4-Trichlorobenzene	20	< 20 U
91-20-3	Naphthalene	20	< 20 U
87-68-3	Hexachlorobutadiene	20	< 20 U
91-57-6	2-Methylnaphthalene	20	< 20 U
131-11-3	Dimethylphthalate	20	< 20 U
208-96-8	Acenaphthylene	20	< 20 U
83-32-9	Acenaphthene	20	< 20 U
132-64-9	Dibenzofuran	20	< 20 U
84-66-2	Diethylphthalate	20	< 20 U
86-73-7	Fluorene	20	< 20 U
86-30-6	N-Nitrosodiphenylamine	20	< 20 U
118-74-1	Hexachlorobenzene	20	< 20 U
87-86-5	Pentachlorophenol	99	< 99 U
85-01-8	Phenanthrene	20	< 20 U
120-12-7	Anthracene	20	< 20 U
84-74-2	Di-n-Butylphthalate	20	< 20 U
206-44-0	Fluoranthene	20	15 J
129-00-0	Pyrene	20	11 J
85-68-7	Butylbenzylphthalate	20	< 20 U
56-55-3	Benzo (a) anthracene	20	< 20 U
117-81-7	bis (2-Ethylhexyl) phthalate	20	13 J
218-01-9	Chrysene	20	15 J
117-84-0	Di-n-Octyl phthalate	20	< 20 U
205-99-2	Benzo (b) fluoranthene	20	< 20 U
207-08-9	Benzo (k) fluoranthene	20	< 20 U
50-32-8	Benzo (a) pyrene	20	< 20 U
193-39-5	Indeno (1,2,3-cd) pyrene	20	< 20 U
53-70-3	Dibenz (a, h) anthracene	20	< 20 U
191-24-2	Benzo (g, h, i) perylene	20	< 20 U
90-12-0	1-Methylnaphthalene	20	< 20 U

Reported in µg/kg (ppb)

Semivolatile Surrogate Recovery

d5-Nitrobenzene	58.4%	2-Fluorobiphenyl	66.4%
d14-p-Terphenyl	60.0%	d4-1,2-Dichlorobenzene	51.2%
d5-Phenol	61.6%	2-Fluorophenol	58.1%
2,4,6-Tribromophenol	73.1%	d4-2-Chlorophenol	60.3%

Analytical Resources, Inc.

Semivolatiles Report SW846 Method 8270D

Data file : /chem1/nt6.i/20090615.b/pb35o.d
 Lab Smp Id: PB350 Client Smp ID: 3SED12-A
 Inj Date : 15-JUN-2009 20:38
 Operator : LJR/VTS Inst ID: nt6.i
 Smp Info : PB350
 Misc Info : 09-12731
 Comment : 1ul Injection
 Method : /chem1/nt6.i/20090615.b/SW846.m
 Meth Date : 16-Jun-2009 10:41 jeff Quant Type: ISTD
 Cal Date : 11-JUN-2009 14:21 Cal File: 0050611a.d
 Als bottle: 12
 Dil Factor: 1.00000
 Integrator: HP RTE Compound Sublist: PSDDA.sub
 Target Version: 3.50

LJR
6/16/09

Concentration Formula: Amt * DF * Vt / (Ws * (100 - M) / 100) * CpndVariable

Name	Value	Description
DF	1.00000	Dilution Factor
Vt	500.00000	Volume of final extract (uL)
Ws	38.20000	Weight of sample extracted (g)
M	34.00000	% Moisture

Cpnd Variable

Local Compound Variable

Compounds	QUANT SIG	RT	EXP RT	REL RT	RESPONSE	CONCENTRATIONS	
						ON-COLUMN (ug/mL)	FINAL (ug/kg)
\$ 1 2-Fluorophenol	112	4.808	4.782	(0.702)	174504	21.7896	432.1
\$ 2 Phenol-d5	99	6.597	6.534	(0.963)	248525	23.1089	458.3
3 Phenol	94	Compound Not Detected.					
\$ 5 2-Chlorophenol-d4	132	6.571	6.555	(0.959)	147945	22.5753	447.7
4 Bis(2-Chloroethyl) ether	93	Compound Not Detected.					
6 2-Chlorophenol	128	Compound Not Detected.					
7 1,3-Dichlorobenzene	146	Compound Not Detected.					
* 8 1,4-Dichlorobenzene-d4	152	6.854	6.849	(1.000)	97140	20.0000	
9 1,4-Dichlorobenzene	146	Compound Not Detected.					
\$ 10 1,2-Dichlorobenzene-d4	152	7.153	7.148	(1.044)	62020	12.8217	254.3
12 1,2-Dichlorobenzene	146	Compound Not Detected.					
11 Benzyl alcohol	108	Compound Not Detected.					
14 2,2'-oxybis(1-Chloropropane)	45	Compound Not Detected.					
13 2-Methylphenol	108	Compound Not Detected.					
17 Hexachloroethane	117	Compound Not Detected.					

Compounds	QUANT SIG MASS	RT	EXP RT	REL RT	RESPONSE	CONCENTRATIONS	
						ON-COLUMN (ug/mL)	FINAL (ug/kg)
16 N-Nitroso-di-n-propylamine	70						
15 4-Methylphenol	108						
\$ 18 Nitrobenzene-d5	82	7.810	7.810	(0.876)	149744	14.5885	289.3
19 Nitrobenzene	77						
20 Isophorone	82						
21 2-Nitrophenol	139						
22 2,4-Dimethylphenol	107						
23 Bis(2-Chloroethoxy)methane	93						
24 Benzoic acid	105						
25 2,4-Dichlorophenol	162						
26 1,2,4-Trichlorobenzene	180						
* 27 Naphthalene-d8	136	8.915	8.916	(1.000)	334222	20.0000	
28 Naphthalene	128						
29 4-Chloroaniline	127						
30 Hexachlorobutadiene	225						
31 4-Chloro-3-methylphenol	107						
32 2-Methylnaphthalene	141						
33 Hexachlorocyclopentadiene	237						
34 2,4,6-Trichlorophenol	196						
35 2,4,5-Trichlorophenol	196						
\$ 36 2-Fluorobiphenyl	172	10.731	10.732	(0.914)	223144	16.5501	328.2
37 2-Chloronaphthalene	162						
38 2-Nitroaniline	65						
39 Dimethylphthalate	163						
40 Acenaphthylene	152						
41 2,6-Dinitrotoluene	165						
* 42 Acenaphthene-d10	164	11.746	11.747	(1.000)	181520	20.0000	
43 3-Nitroaniline	138						
44 Acenaphthene	153						
45 2,4-Dinitrophenol	184						
46 Dibenzofuran	168						
47 4-Nitrophenol	109						
48 2,4-Dinitrotoluene	165						
50 Diethylphthalate	149						
49 Fluorene	166						
51 4-Chlorophenyl-phenylether	204						
52 4-Nitroaniline	138						
53 4,6-Dinitro-2-methylphenol	198						
54 N-Nitrosodiphenylamine	169						
\$ 55 2,4,6-Tribromophenol	330	13.033	13.034	(1.110)	47460	27.4211	543.8
56 4-Bromophenyl-phenylether	248						
57 Hexachlorobenzene	284						
58 Pentachlorophenol	266						
* 59 Phenanthrene-d10	188	14.085	14.081	(1.000)	266349	20.0000	
60 Phenanthrene	178						
61 Anthracene	178						
62 Carbazole	167						

Compounds	QUANT SIG			RESPONSE	CONCENTRATIONS	
	MASS	RT	EXP RT REL RT		ON-COLUMN (ug/mL)	FINAL (ug/kg)
63 Di-n-butylphthalate	149	15.277	15.277 (1.085)	9969	0.59161 LDL	11.73
64 Fluoranthene	202	16.024	16.025 (1.138)	13360	0.77405 ↓	15.35
65 Pyrene	202	16.366	16.361 (0.893)	14024	0.55186 ↓	10.94
\$ 66 Terphenyl-d14	244	16.735	16.730 (0.913)	246196	15.0268	298.0
67 Butylbenzylphthalate	149	Compound Not Detected.				
68 Benzo(a)anthracene	228	Compound Not Detected.				
* 69 Chrysene-d12	240	18.337	18.338 (1.000)	306748	20.0000	
70 3,3'-Dichlorobenzidine	252	Compound Not Detected.				
71 Chrysene	228	18.369	18.375 (1.002)	16158	0.74536 LDL	14.78
72 bis(2-Ethylhexyl)phthalate	149	18.673	18.674 (0.953)	8763	0.65291 ↓	12.95
* 134 Di-n-octylphthalate-d4	153	19.603	19.603 (1.000)	432739	20.0000	
73 Di-n-octylphthalate	149	Compound Not Detected.				
74 Benzo(b)fluoranthene	252	19.950	19.945 (0.975)	20362	0.80798	16.02(M) 0.344
75 Benzo(k)fluoranthene	252	19.950	19.977 (0.975)	20362	0.78665	15.60(M) 0.344
76 Benzo(a)pyrene	252	Compound Not Detected.				
* 77 Perylene-d12	264	20.463	20.453 (1.000)	347765	20.0000	
78 Indeno(1,2,3-cd)pyrene	276	Compound Not Detected.				
79 Dibenzo(a,h)anthracene	278	Compound Not Detected.				
80 Benzo(g,h,i)perylene	276	Compound Not Detected.				
90 N-Nitrosodimethylamine	74	Compound Not Detected.				
91 Aniline	93	Compound Not Detected.				
93 Benzidine	184	Compound Not Detected.				
103 Pyridine	79	Compound Not Detected.				
105 1-methylnaphthalene	141	Compound Not Detected.				
111 Azobenzene (1,2-DP-Hydrazine)	77	Compound Not Detected.				

QC Flag Legend

M - Compound response manually integrated.

Analytical Resources, Inc.

INTERNAL STANDARD COMPOUNDS
 AREA AND RT SUMMARY

Instrument ID: nt6.i	Calibration Date: 15-JUN-2009
Lab File ID: pb35o.d	Calibration Time: 14:39
Lab Smp Id: PB350	Client Smp ID: 3SED12-A
Analysis Type: SV	Level: LOW
Quant Type: ISTD	Sample Type: Sediment
Operator: LJR/VTS	
Method File: /chem1/nt6.i/20090615.b/SW846.m	
Misc Info: 09-12731	

Test Mode: Use Initial Calibration Level 4.

COMPOUND	STANDARD	AREA LIMIT		SAMPLE	%DIFF
		LOWER	UPPER		
8 1,4-Dichlorobenze	112389	56194	224778	97140	-13.57
27 Naphthalene-d8	384492	192246	768984	334222	-13.07
42 Acenaphthene-d10	217478	108739	434956	181520	-16.53
59 Phenanthrene-d10	336594	168297	673188	266349	-20.87
69 Chrysene-d12	247160	123580	494320	306748	24.11
134 Di-n-octylphthala	347036	173518	694072	432739	24.70
77 Perylene-d12	232938	116469	465876	347765	49.30

COMPOUND	STANDARD	RT LIMIT		SAMPLE	%DIFF
		LOWER	UPPER		
8 1,4-Dichlorobenze	6.85	6.35	7.35	6.85	0.07
27 Naphthalene-d8	8.92	8.42	9.42	8.92	-0.01
42 Acenaphthene-d10	11.75	11.25	12.25	11.75	-0.01
59 Phenanthrene-d10	14.08	13.58	14.58	14.09	0.03
69 Chrysene-d12	18.34	17.84	18.84	18.34	0.00
134 Di-n-octylphthala	19.60	19.10	20.10	19.60	0.00
77 Perylene-d12	20.45	19.95	20.95	20.46	0.05

AREA UPPER LIMIT = +100% of internal standard area.
 AREA LOWER LIMIT = - 50% of internal standard area.
 RT UPPER LIMIT = + 0.50 minutes of internal standard RT.
 RT LOWER LIMIT = - 0.50 minutes of internal standard RT.

Analytical Resources, Inc.

RECOVERY REPORT

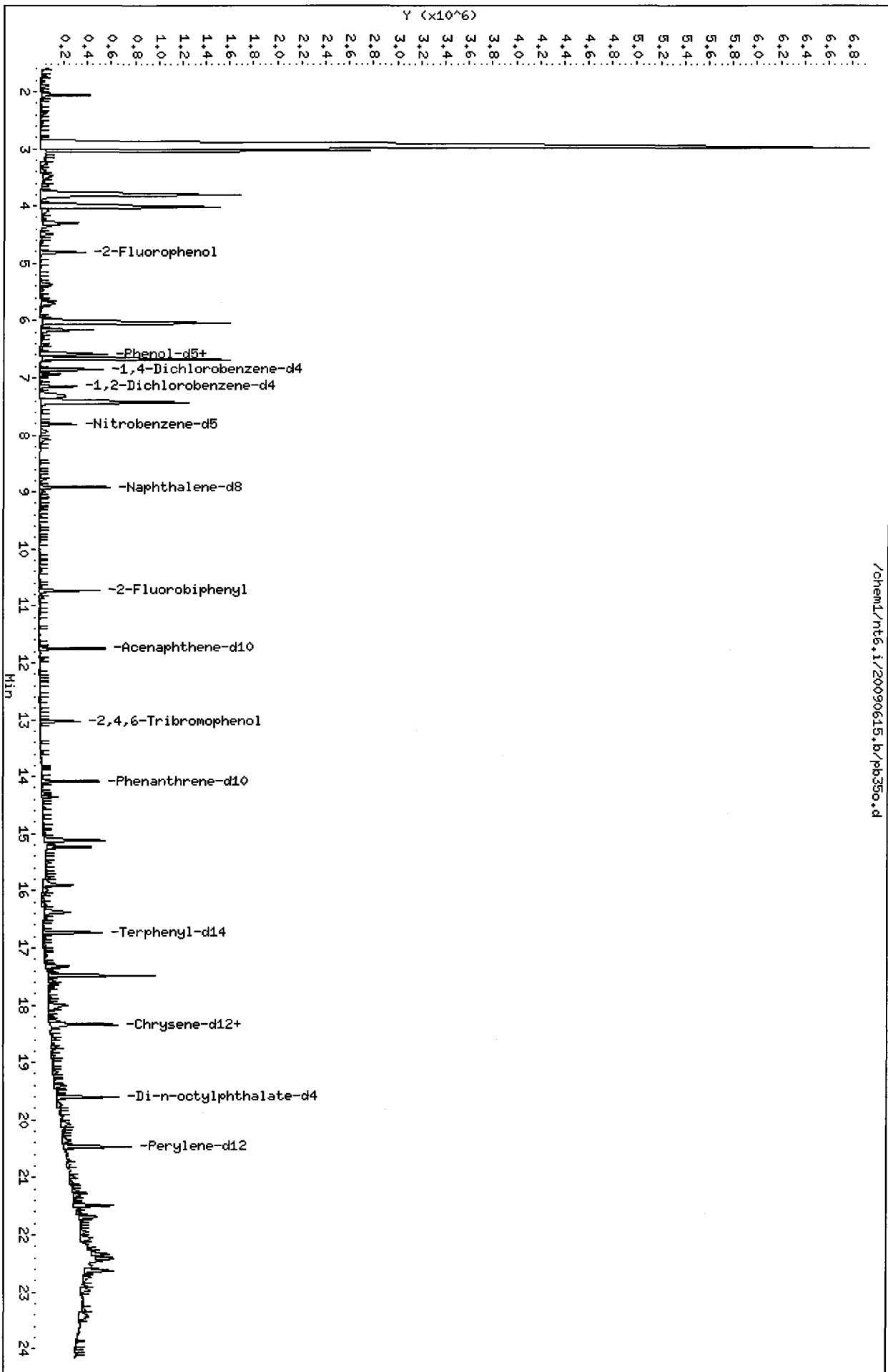
Client Name: ESC	Client SDG: PB35
Sample Matrix: SOLID	Fraction: SV
Lab Smp Id: PB350	Client Smp ID: 3SED12-A
Level: LOW	Operator: LJR/VTS
Data Type: MS DATA	SampleType: SAMPLE
SpikeList File: PSDDALCS.spk	Quant Type: ISTD
Sublist File: PSDDA.sub	
Method File: /chem1/nt6.i/20090615.b/SW846.m	
Misc Info: 09-12731	

SURROGATE COMPOUND	CONC ADDED ug/kg	CONC RECOVERED ug/kg	% RECOVERED	LIMITS
\$ 1 2-Fluorophenol	743.7	432.1	58.11	21-100
\$ 2 Phenol-d5	743.7	458.3	61.62	10-100
\$ 5 2-Chlorophenol-d4	743.7	447.7	60.20	30-100
\$ 10 1,2-Dichlorobenzen	495.8	254.3	51.29	24-100
\$ 18 Nitrobenzene-d5	495.8	289.3	58.35	26-100
\$ 36 2-Fluorobiphenyl	495.8	328.2	66.20	32-100
\$ 55 2,4,6-Tribromophen	743.7	543.8	73.12	33-118
\$ 66 Terphenyl-d14	495.8	298.0	60.11	21-97

Data File: /chem1/nt6.i/20090615.b/pb350.d
Date: 15-JUN-2009 20:38
Client ID: 3SEDL2-A
Sample Info: PB350
Volume Injected (uL): 1.0
Column phase: ZB-5

Instrument: nt6.i
Operator: LJR/VTS
Column diameter: 0.32

/chem1/nt6.i/20090615.b/pb350.d



Date : 15-JUN-2009 20:38

Client ID: 3SED12-A

Instrument: nt6.i

Sample Info: PB350

Volume Injected (uL): 1.0

Operator: LJR/VTS

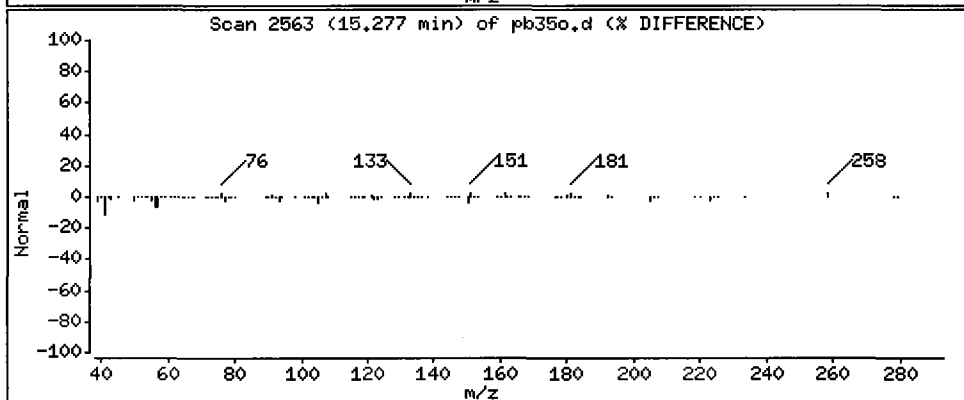
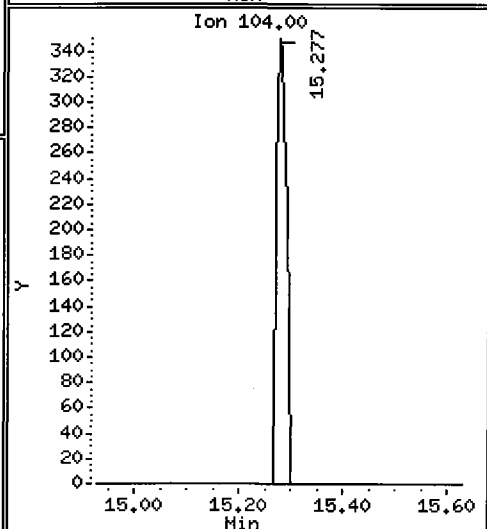
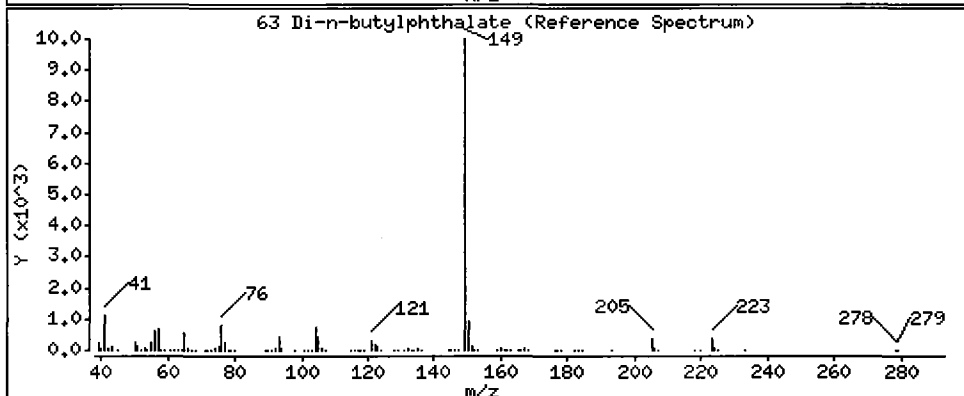
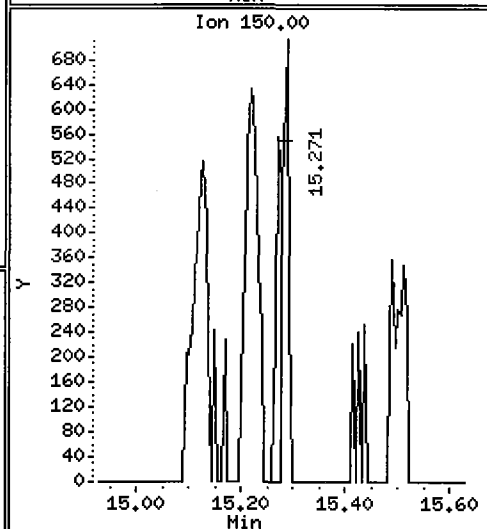
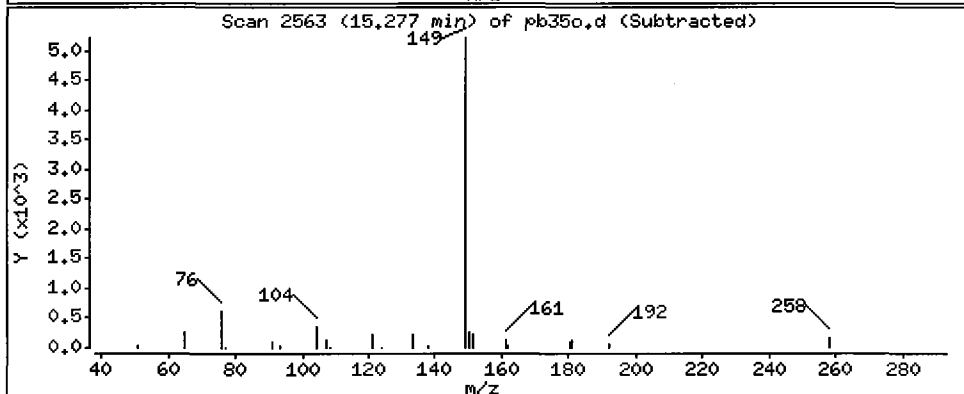
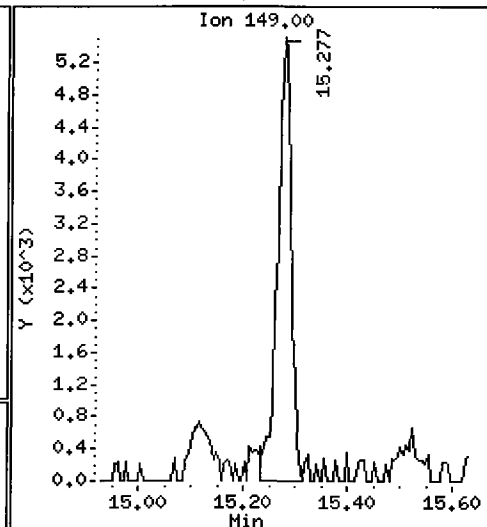
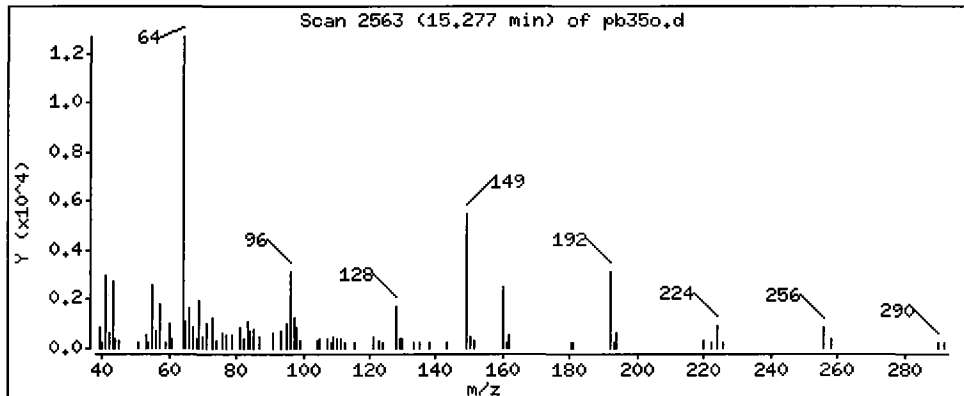
Column phase: ZB-5

Column diameter: 0.32

63 Di-n-butylphthalate

Concentration: 11.73 ug/kg

OK



Date : 15-JUN-2009 20:38

Client ID: 3SED12-A

Instrument: nt6.i

Sample Info: PB350

Volume Injected (uL): 1.0

Operator: LJR/VTS

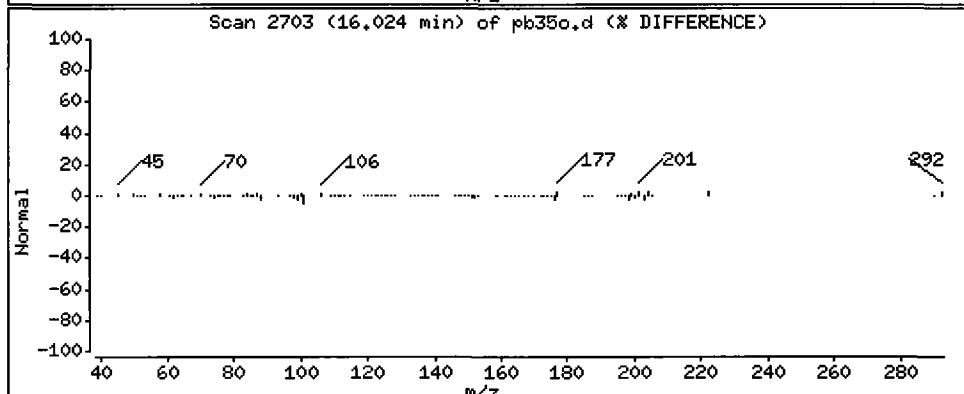
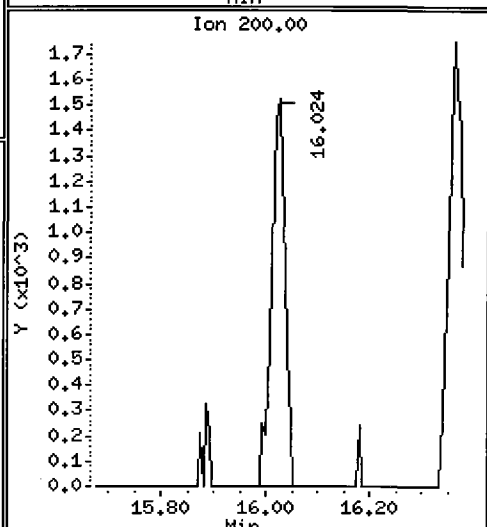
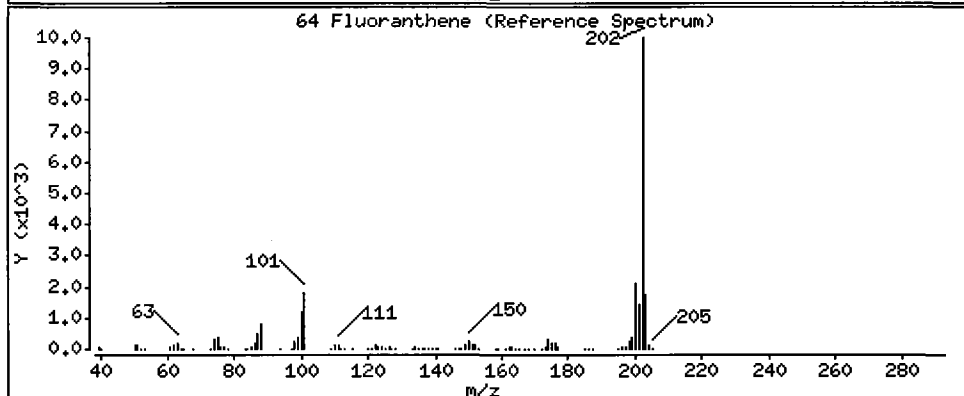
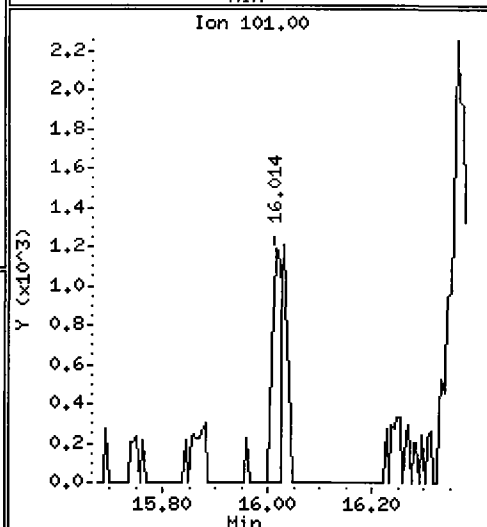
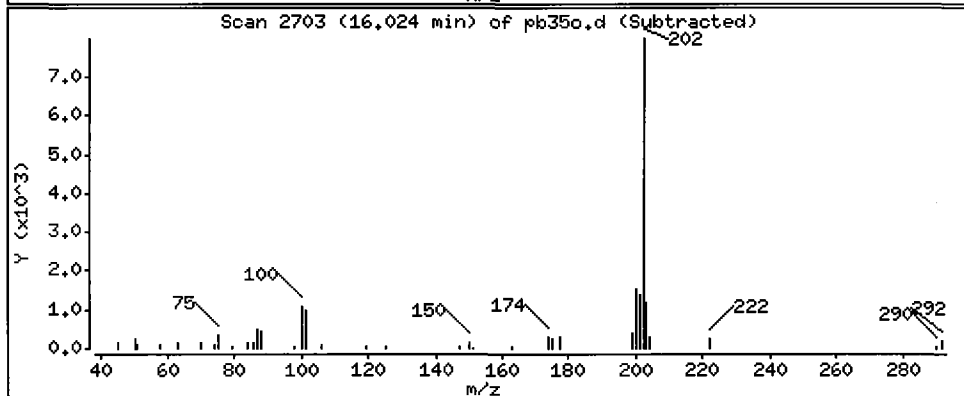
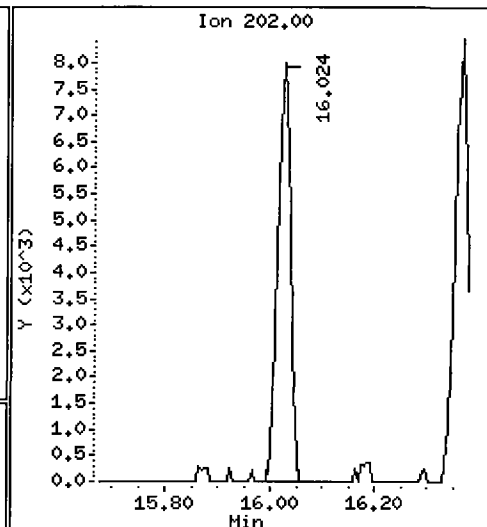
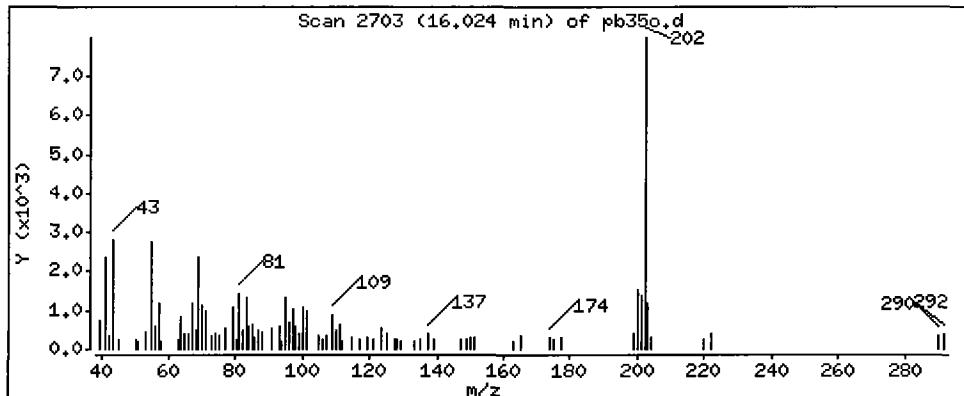
Column phase: ZB-5

Column diameter: 0.32

OK

64 Fluoranthene

Concentration: 15.35 ug/kg



Date : 15-JUN-2009 20:38

Client ID: 3SED12-A

Instrument: nt6.i

Sample Info: PB350

Volume Injected (uL): 1.0

Operator: LJR/VTS

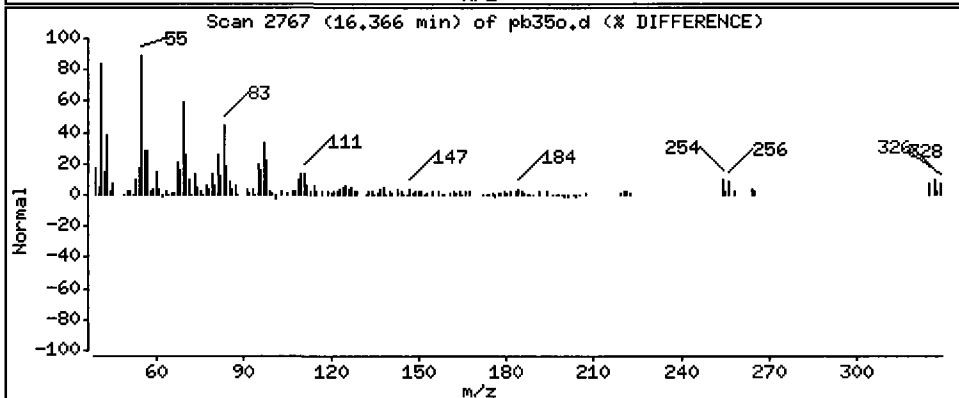
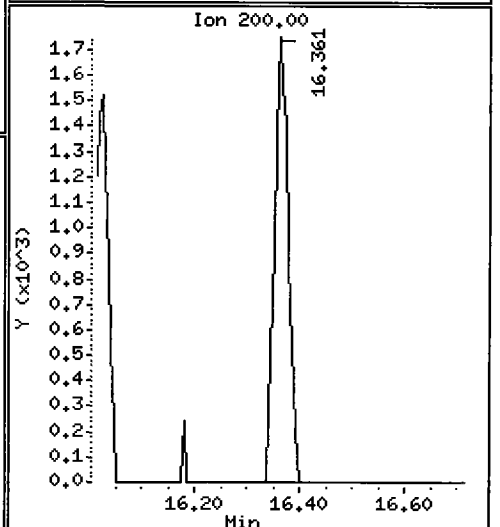
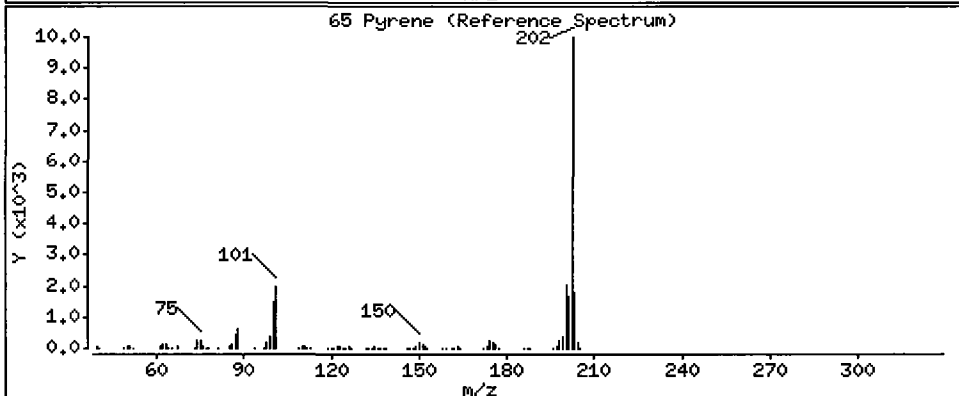
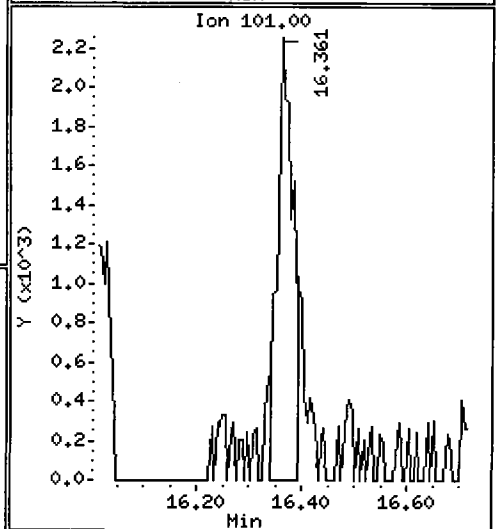
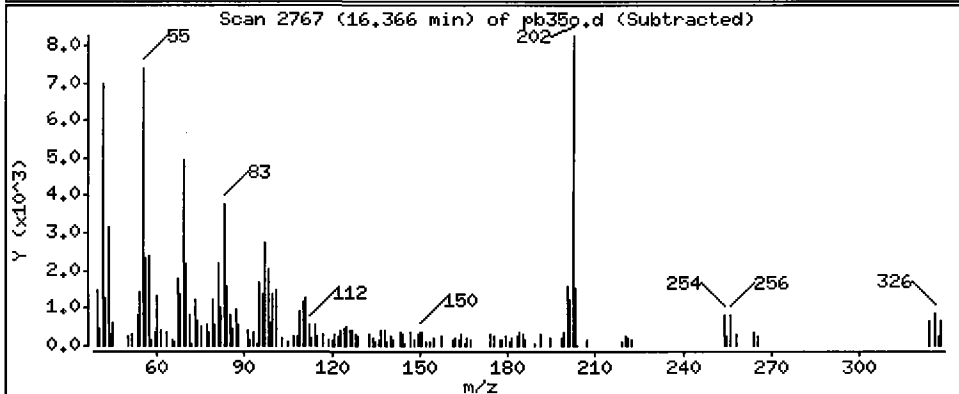
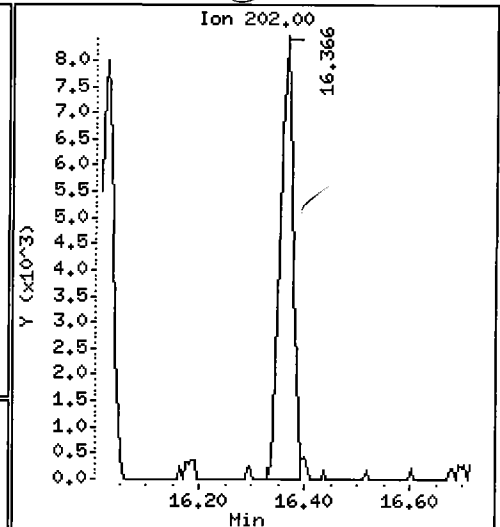
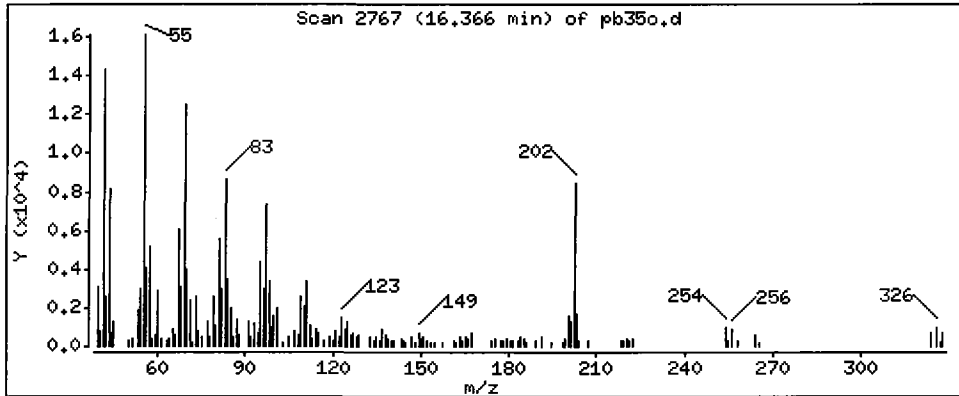
Column phase: ZB-5

Column diameter: 0.32

65 Pyrene

Concentration: 10.94 ug/kg

Deal



Date : 15-JUN-2009 20:38

Client ID: 3SED12-A

Instrument: nt6.i

Sample Info: PB350

Volume Injected (uL): 1.0

Operator: LJR/VTS

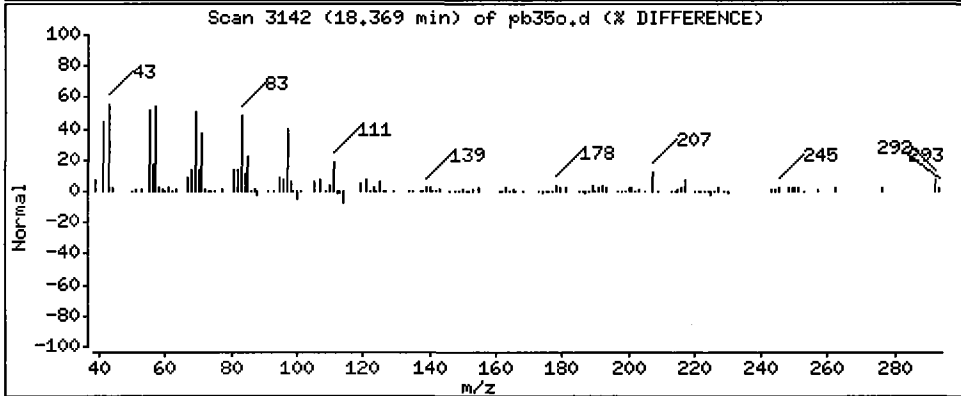
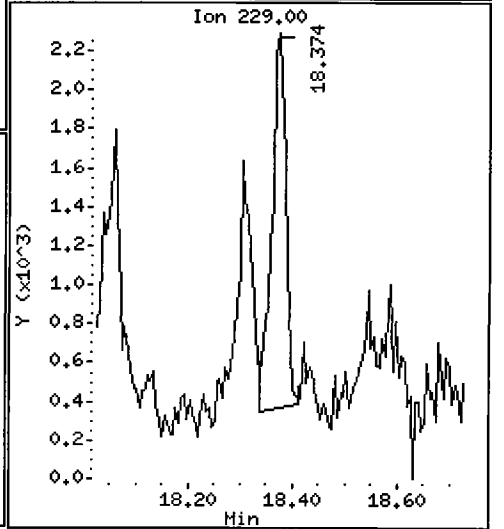
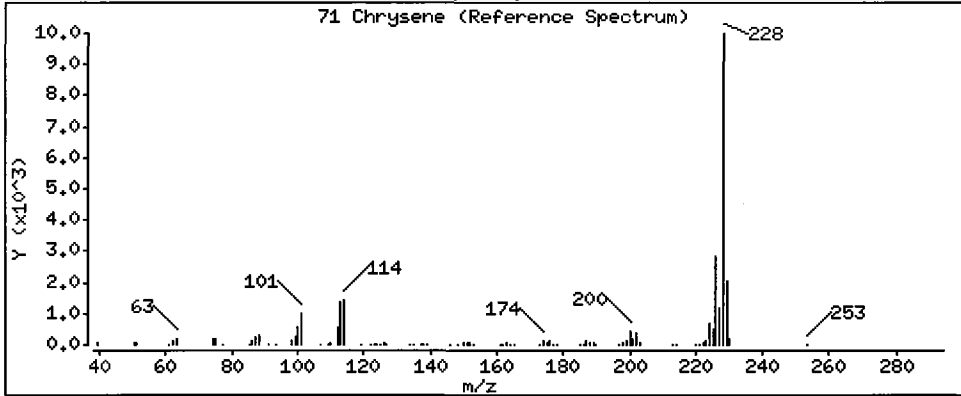
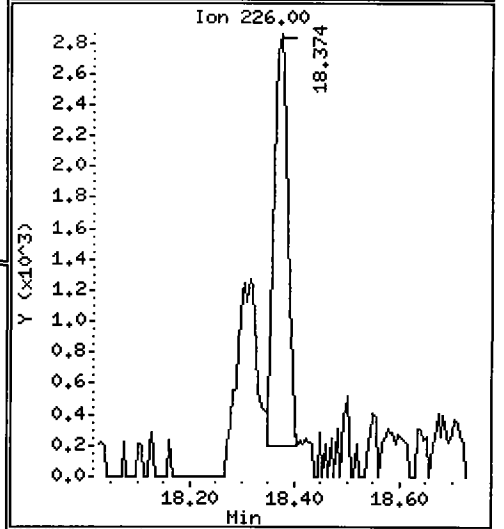
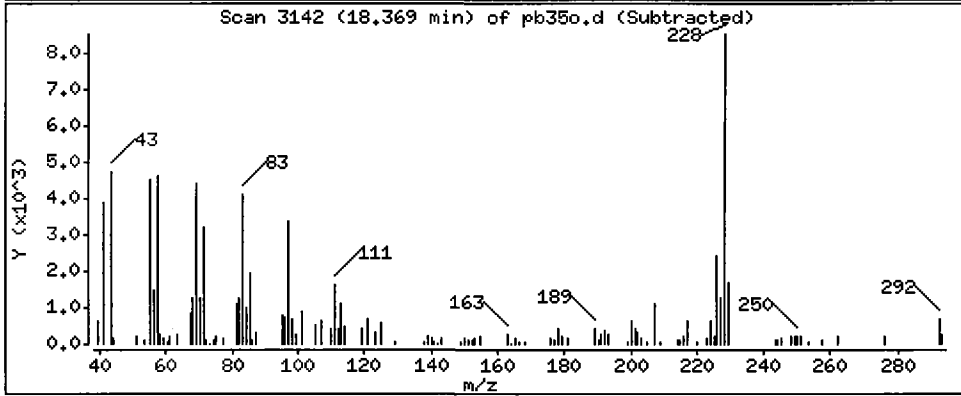
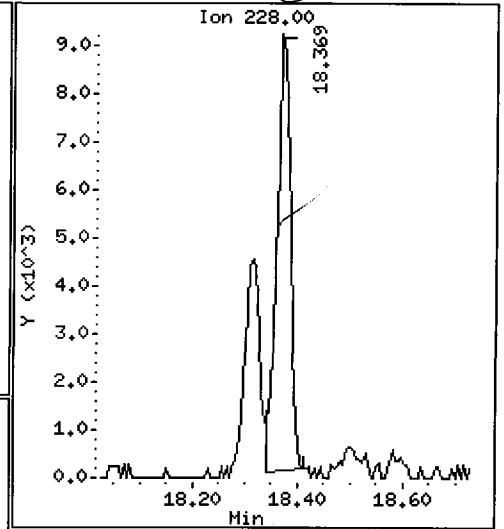
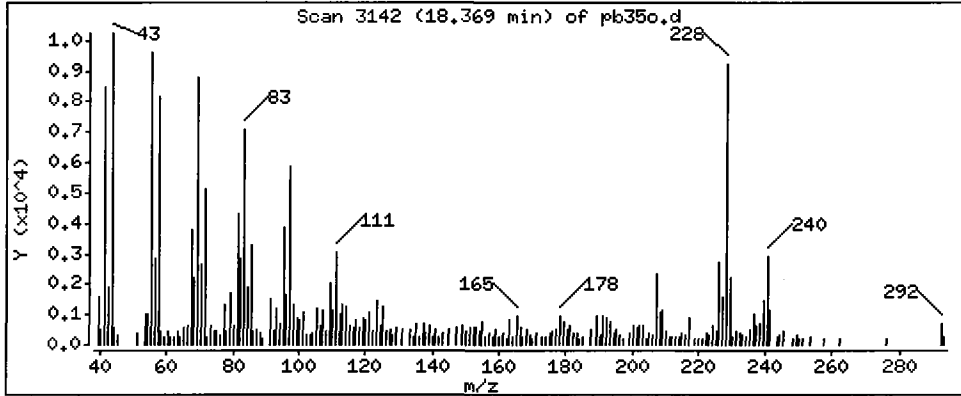
Column phase: ZB-5

Column diameter: 0.32

71 Chrysene

Concentration: 14.78 ug/kg

Handwritten signature



Date : 15-JUN-2009 20:38

Client ID: 3SED12-A

Instrument: nt6.i

Sample Info: PB350

Volume Injected (uL): 1.0

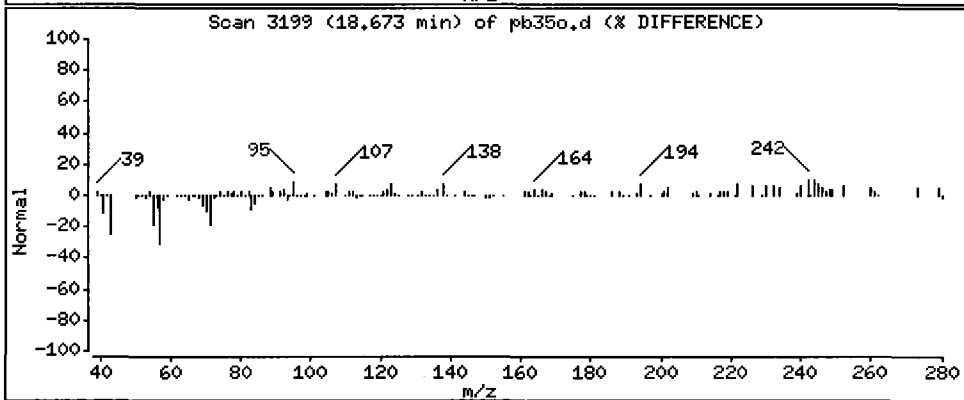
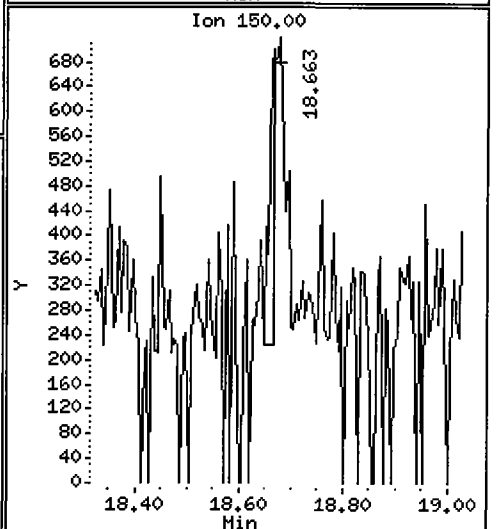
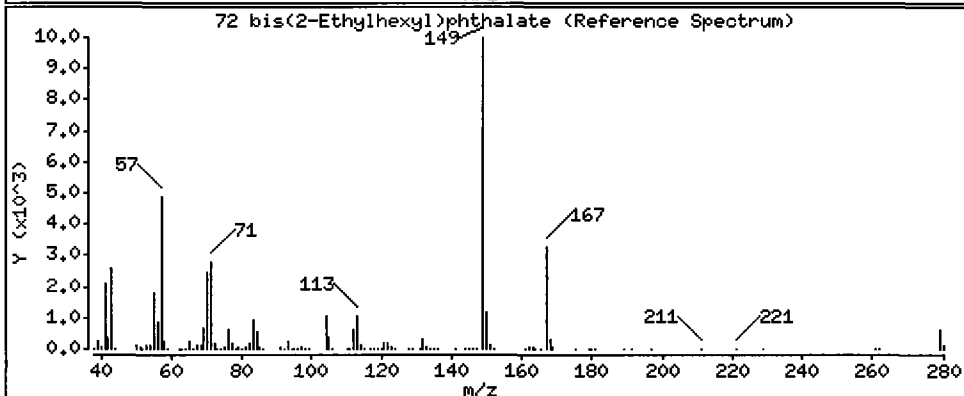
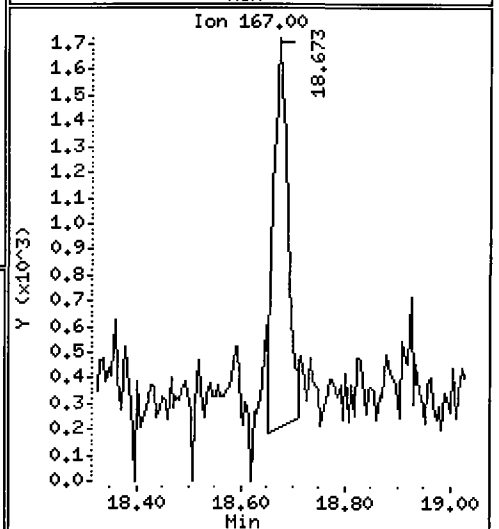
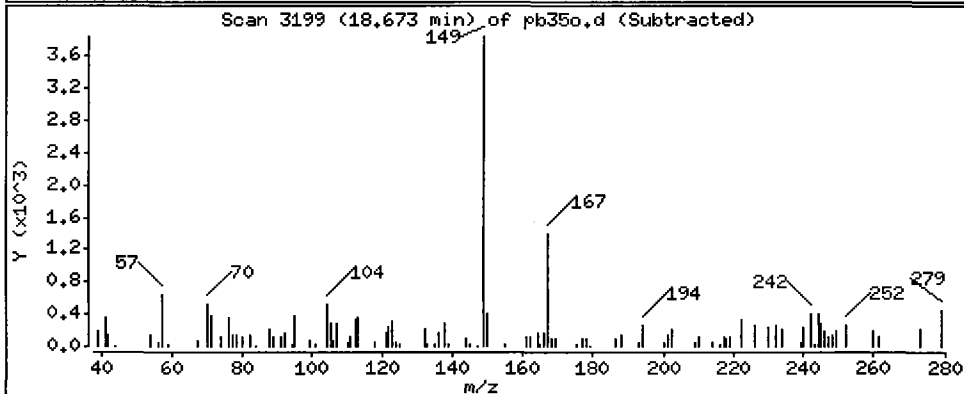
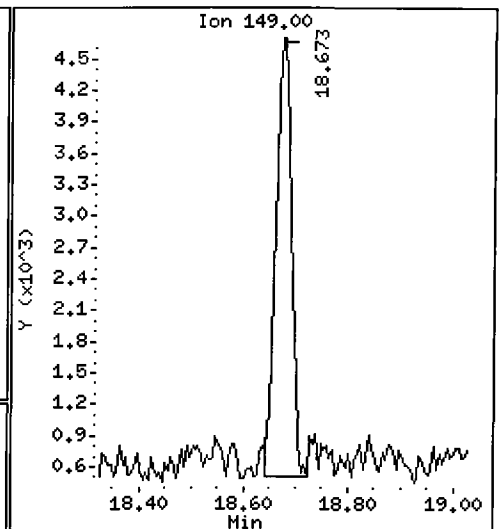
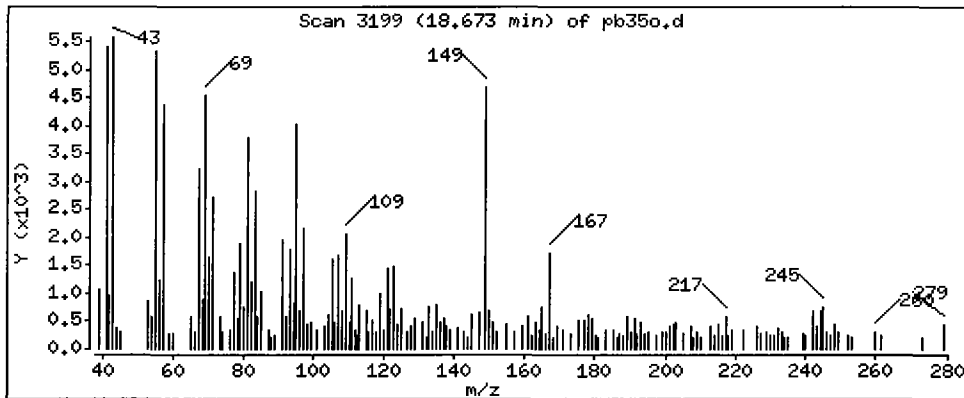
Operator: LJR/VTS

Column phase: ZB-5

Column diameter: 0.32

72 bis(2-Ethylhexyl)phthalate

Concentration: 12.95 ug/kg



Date: 15-JUN-2009 20:38

Client ID: 3SED12-A

Instrument: nt6.i

Sample Info: PB350

Volume Injected (uL): 1.0

Operator: LJR/VTS

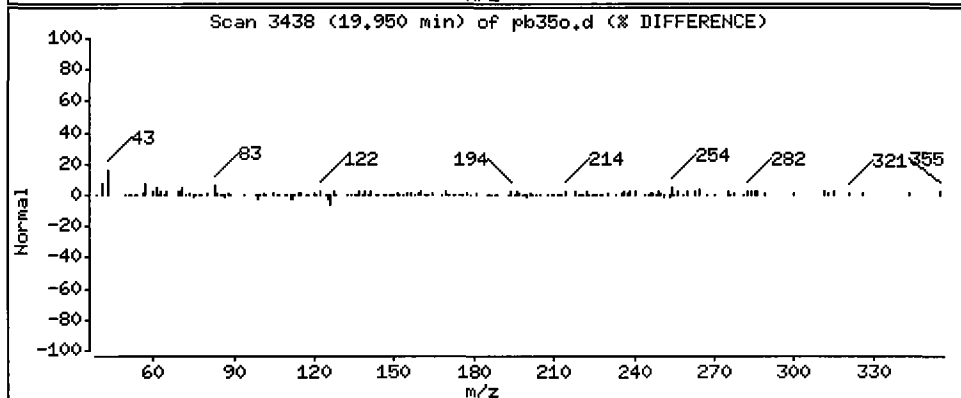
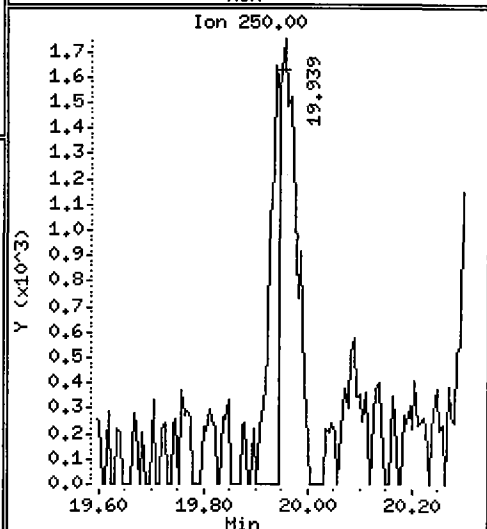
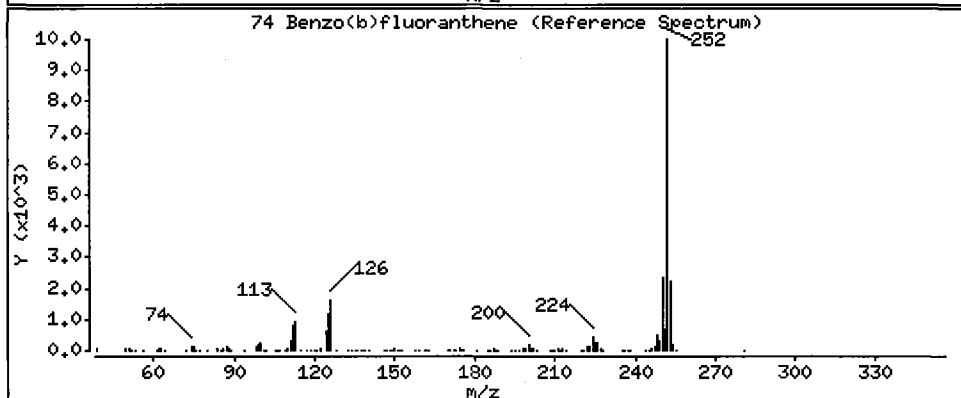
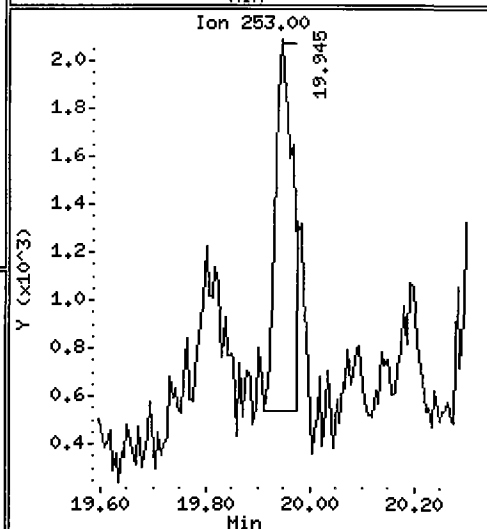
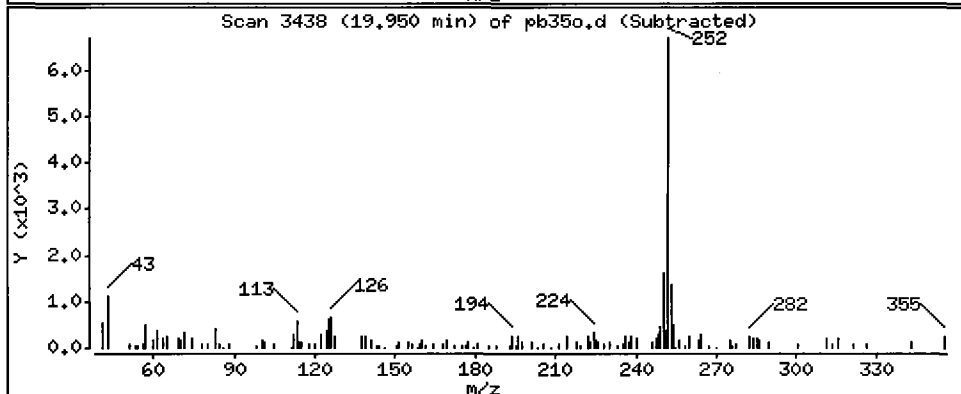
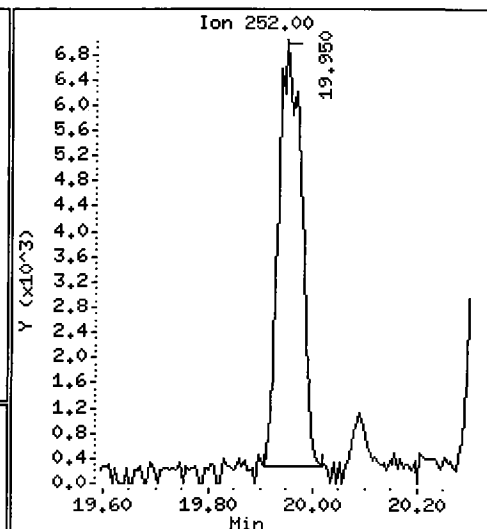
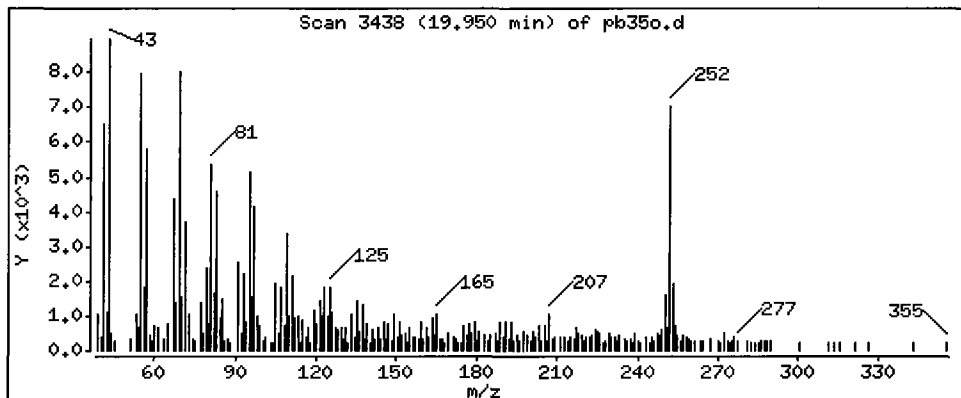
Column phase: ZB-5

Column diameter: 0.32

1/2 cm

74 Benzo(b)fluoranthene

Concentration: 16.02 ug/kg



Date : 15-JUN-2009 20:38

Client ID: 3SED12-A

Instrument: nt6.i

Sample Info: PB350

Volume Injected (uL): 1.0

Operator: LJR/VTS

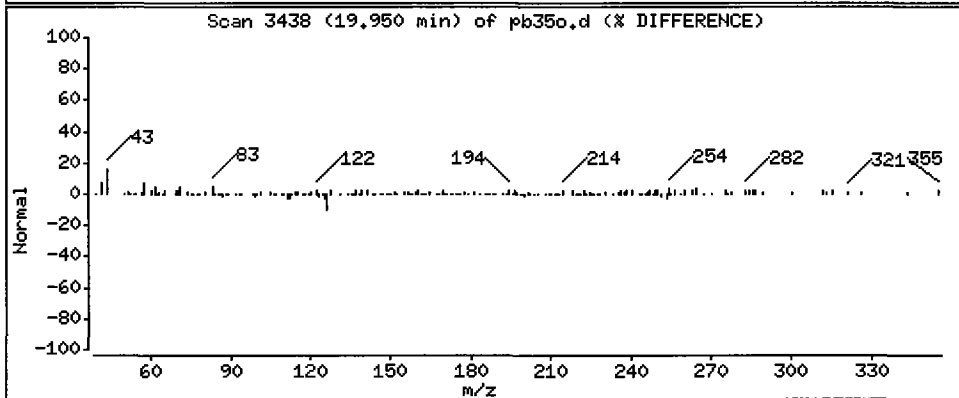
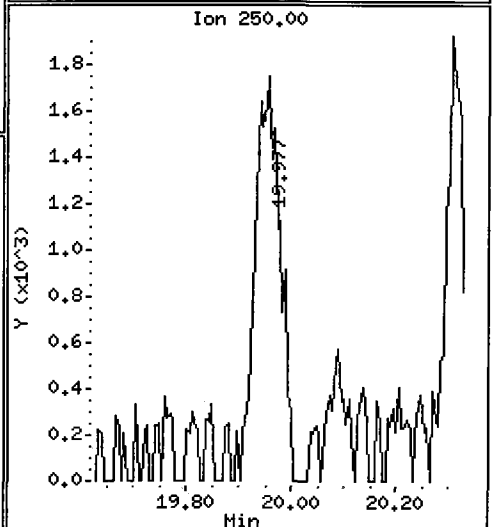
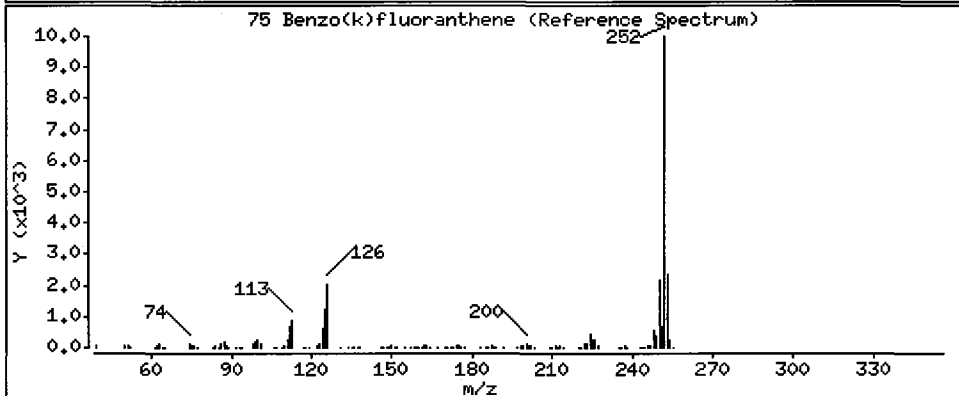
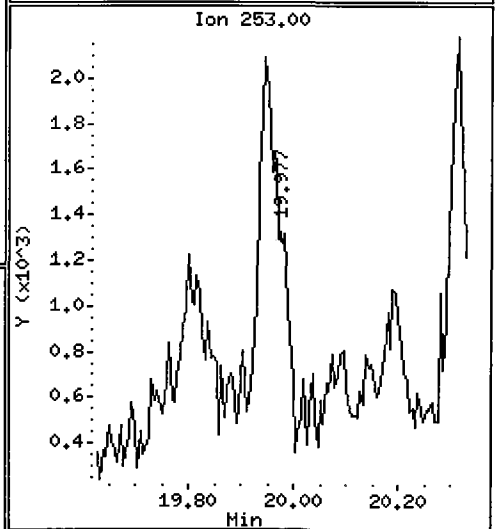
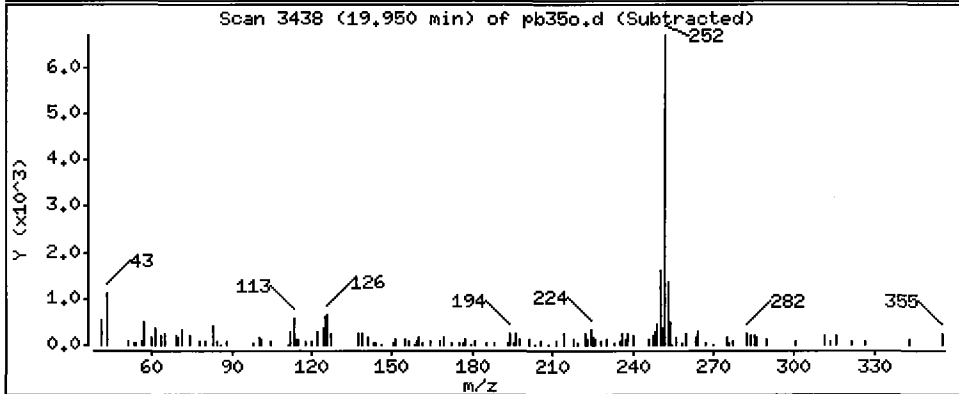
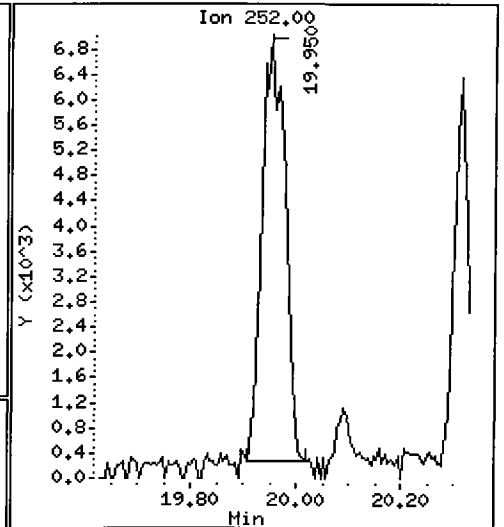
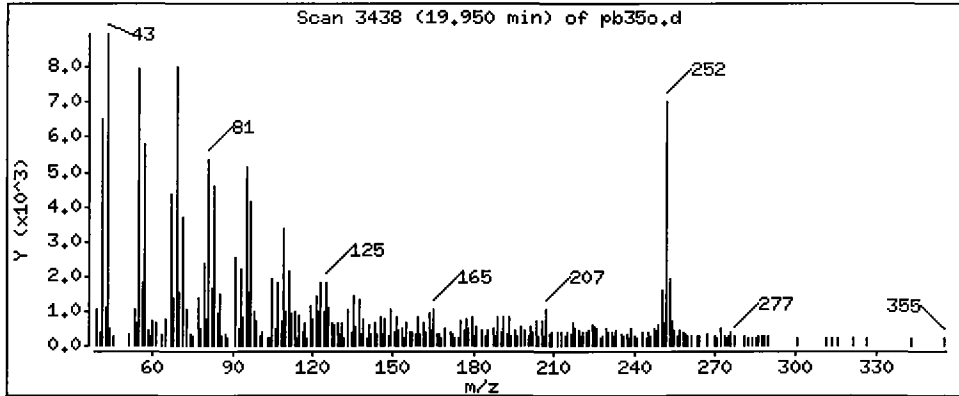
Column phase: ZB-5

Column diameter: 0.32

Handwritten signature

75 Benzo(k)fluoranthene

Concentration: 15.60 ug/kg



ORGANICS ANALYSIS DATA SHEET
PSDDA Semivolatiles by SW8270D GC/MS
 Page 1 of 1

Sample ID: 3SED12-B
SAMPLE

Lab Sample ID: PB35Q
 LIMS ID: 09-12733
 Matrix: Sediment
 Data Release Authorized: *[Signature]*
 Reported: 06/17/09

QC Report No: PB35-ENVIRONMENTAL SCIENCE CORP.
 Project: JELD-WEN NORD DOOR
 NA
 Date Sampled: 06/03/09
 Date Received: 06/03/09

Date Extracted: 06/08/09
 Date Analyzed: 06/15/09 21:11
 Instrument/Analyst: NT6/LJR
 GPC Cleanup: Yes

Sample Amount: 25.1 g-dry-wt
 Final Extract Volume: 0.5 mL
 Dilution Factor: 1.00
 Percent Moisture: 40.3%

CAS Number	Analyte	RL	Result
108-95-2	Phenol	20	< 20 U
541-73-1	1,3-Dichlorobenzene	20	< 20 U
106-46-7	1,4-Dichlorobenzene	20	< 20 U
100-51-6	Benzyl Alcohol	20	< 20 U
95-50-1	1,2-Dichlorobenzene	20	< 20 U
95-48-7	2-Methylphenol	20	< 20 U
106-44-5	4-Methylphenol	20	< 20 U
67-72-1	Hexachloroethane	20	< 20 U
105-67-9	2,4-Dimethylphenol	20	< 20 U
65-85-0	Benzoic Acid	200	< 200 U
120-82-1	1,2,4-Trichlorobenzene	20	< 20 U
91-20-3	Naphthalene	20	< 20 U
87-68-3	Hexachlorobutadiene	20	< 20 U
91-57-6	2-Methylnaphthalene	20	< 20 U
131-11-3	Dimethylphthalate	20	< 20 U
208-96-8	Acenaphthylene	20	< 20 U
83-32-9	Acenaphthene	20	< 20 U
132-64-9	Dibenzofuran	20	< 20 U
84-66-2	Diethylphthalate	20	< 20 U
86-73-7	Fluorene	20	< 20 U
86-30-6	N-Nitrosodiphenylamine	20	< 20 U
118-74-1	Hexachlorobenzene	20	< 20 U
87-86-5	Pentachlorophenol	99	< 99 U
85-01-8	Phenanthrene	20	< 20 U
120-12-7	Anthracene	20	< 20 U
84-74-2	Di-n-Butylphthalate	20	< 20 U
206-44-0	Fluoranthene	20	29
129-00-0	Pyrene	20	19 J
85-68-7	Butylbenzylphthalate	20	< 20 U
56-55-3	Benzo (a) anthracene	20	12 J
117-81-7	bis (2-Ethylhexyl) phthalate	20	13 J
218-01-9	Chrysene	20	23
117-84-0	Di-n-Octyl phthalate	20	< 20 U
205-99-2	Benzo (b) fluoranthene	20	14 J
207-08-9	Benzo (k) fluoranthene	20	14 J
50-32-8	Benzo (a) pyrene	20	12 J
193-39-5	Indeno (1,2,3-cd) pyrene	20	< 20 U
53-70-3	Dibenz (a,h) anthracene	20	< 20 U
191-24-2	Benzo (g,h,i) perylene	20	< 20 U
90-12-0	1-Methylnaphthalene	20	< 20 U

Reported in µg/kg (ppb)

Semivolatile Surrogate Recovery

d5-Nitrobenzene	54.8%	2-Fluorobiphenyl	61.2%
d14-p-Terphenyl	57.2%	d4-1,2-Dichlorobenzene	48.8%
d5-Phenol	57.3%	2-Fluorophenol	54.9%
2,4,6-Tribromophenol	68.8%	d4-2-Chlorophenol	56.3%

Analytical Resources, Inc.

Semivolatiles Report SW846 Method 8270D

Data file : /chem1/nt6.i/20090615.b/pb35q.d
 Lab Smp Id: PB35Q Client Smp ID: 3SED12-B
 Inj Date : 15-JUN-2009 21:11
 Operator : LJR/VTS Inst ID: nt6.i
 Smp Info : PB35Q
 Misc Info : 09-12733
 Comment : 1ul Injection
 Method : /chem1/nt6.i/20090615.b/SW846.m
 Meth Date : 16-Jun-2009 10:41 jeff Quant Type: ISTD
 Cal Date : 11-JUN-2009 14:21 Cal File: 0050611a.d
 Als bottle: 13
 Dil Factor: 1.00000
 Integrator: HP RTE Compound Sublist: PSDDA.sub
 Target Version: 3.50

LJR
6/16/09

Concentration Formula: Amt * DF * Vt / (Ws * (100 - M) / 100) * CpndVariable

Name	Value	Description
DF	1.00000	Dilution Factor
Vt	500.00000	Volume of final extract (uL)
Ws	42.10000	Weight of sample extracted (g)
M	40.30000	% Moisture

Cpnd Variable

Local Compound Variable

Compounds	QUANT SIG	RT	EXP RT	REL RT	RESPONSE	CONCENTRATIONS	
						ON-COLUMN (ug/mL)	FINAL (ug/kg)
\$ 1 2-Fluorophenol	112	4.808	4.782	(0.702)	165278	20.5502	408.8
\$ 2 Phenol-d5	99	6.598	6.534	(0.963)	232211	21.5006	427.7
3 Phenol	94	Compound Not Detected.					
\$ 5 2-Chlorophenol-d4	132	6.571	6.555	(0.959)	138677	21.0715	419.2
4 Bis(2-Chloroethyl)ether	93	Compound Not Detected.					
6 2-Chlorophenol	128	Compound Not Detected.					
7 1,3-Dichlorobenzene	146	Compound Not Detected.					
* 8 1,4-Dichlorobenzene-d4	152	6.854	6.849	(1.000)	97553	20.0000	
9 1,4-Dichlorobenzene	146	Compound Not Detected.					
\$ 10 1,2-Dichlorobenzene-d4	152	7.153	7.148	(1.044)	59106	12.1676	242.1
12 1,2-Dichlorobenzene	146	Compound Not Detected.					
11 Benzyl alcohol	108	Compound Not Detected.					
14 2,2'-oxybis(1-Chloropropane)	45	Compound Not Detected.					
13 2-Methylphenol	108	Compound Not Detected.					
17 Hexachloroethane	117	Compound Not Detected.					

Compounds	QUANT SIG MASS	RT	EXP RT	REL RT	RESPONSE	CONCENTRATIONS	
						ON-COLUMN (ug/mL)	FINAL (ug/kg)
16 N-Nitroso-di-n-propylamine	70						
15 4-Methylphenol	108						
\$ 18 Nitrobenzene-d5	82	7.810	7.810	(0.876)	142591	13.7071	272.7
19 Nitrobenzene	77						
20 Isophorone	82						
21 2-Nitrophenol	139						
22 2,4-Dimethylphenol	107						
23 Bis(2-Chloroethoxy)methane	93						
24 Benzoic acid	105						
25 2,4-Dichlorophenol	162						
26 1,2,4-Trichlorobenzene	180						
* 27 Naphthalene-d8	136	8.916	8.916	(1.000)	338723	20.0000	
28 Naphthalene	128						
29 4-Chloroaniline	127						
30 Hexachlorobutadiene	225						
31 4-Chloro-3-methylphenol	107						
32 2-Methylnaphthalene	141						
33 Hexachlorocyclopentadiene	237						
34 2,4,6-Trichlorophenol	196						
35 2,4,5-Trichlorophenol	196						
\$ 36 2-Fluorobiphenyl	172	10.732	10.732	(0.913)	208106	15.2960	304.3
37 2-Chloronaphthalene	162						
38 2-Nitroaniline	65						
39 Dimethylphthalate	163						
40 Acenaphthylene	152						
41 2,6-Dinitrotoluene	165						
* 42 Acenaphthene-d10	164	11.752	11.747	(1.000)	183167	20.0000	
43 3-Nitroaniline	138						
44 Acenaphthene	153						
45 2,4-Dinitrophenol	184						
46 Dibenzofuran	168						
47 4-Nitrophenol	109						
48 2,4-Dinitrotoluene	165						
50 Diethylphthalate	149						
49 Fluorene	166						
51 4-Chlorophenyl-phenylether	204						
52 4-Nitroaniline	138						
53 4,6-Dinitro-2-methylphenol	198						
54 N-Nitrosodiphenylamine	169						
\$ 55 2,4,6-Tribromophenol	330	13.034	13.034	(1.109)	45015	25.7746	512.7
56 4-Bromophenyl-phenylether	248						
57 Hexachlorobenzene	284						
58 Pentachlorophenol	266						
* 59 Phenanthrene-d10	188	14.086	14.081	(1.000)	286289	20.0000	
60 Phenanthrene	178						
61 Anthracene	178						
62 Carbazole	167						

Compounds	QUANT SIG		RT		REL RT	RESPONSE	CONCENTRATIONS	
	MASS	SIG	RT	EXP RT			ON-COLUMN (ug/mL)	FINAL (ug/kg)
63 Di-n-butylphthalate	149							
64 Fluoranthene	202		16.030	16.025	(1.138)	26680	1.43812	28.61
65 Pyrene	202		16.366	16.361	(0.892)	25938	0.94480	18.80
\$ 66 Terphenyl-d14	244		16.740	16.730	(0.913)	252568	14.2695	283.9
67 Butylbenzylphthalate	149							
68 Benzo(a)anthracene	228		18.316	18.311	(0.999)	14588	0.59643	11.87
* 69 Chrysene-d12	240		18.343	18.338	(1.000)	331388	20.0000	
70 3,3'-Dichlorobenzidine	252							
71 Chrysene	228		18.375	18.375	(1.002)	26786	1.14375	22.75
72 bis(2-Ethylhexyl)phthalate	149		18.674	18.674	(0.953)	9310	0.63659	12.66
* 134 Di-n-octylphthalate-d4	153		19.603	19.603	(1.000)	471536	20.0000	
73 Di-n-octylphthalate	149							
74 Benzo(b)fluoranthene	252		19.945	19.945	(0.974)	37348	1.43387	20.52 0.707
75 Benzo(k)fluoranthene	252		19.945	19.977	(0.974)	37348	1.39602	27.97 0.707
76 Benzo(a)pyrene	252		20.383	20.378	(0.996)	14511	0.61543	12.24 (M)
* 77 Perylene-d12	264		20.468	20.453	(1.000)	359439	20.0000	
78 Indeno(1,2,3-cd)pyrene	276							
79 Dibenzo(a,h)anthracene	278							
80 Benzo(g,h,i)perylene	276							
90 N-Nitrosodimethylamine	74							
91 Aniline	93							
93 Benzidine	184							
103 Pyridine	79							
105 1-methylnaphthalene	141							
111 Azobenzene (1,2-DP-Hydrazine)	77							

QC Flag Legend

M - Compound response manually integrated.

Analytical Resources, Inc.

INTERNAL STANDARD COMPOUNDS
 AREA AND RT SUMMARY

Instrument ID: nt6.i
 Lab File ID: pb35q.d
 Lab Smp Id: PB35Q
 Analysis Type: SV
 Quant Type: ISTD
 Operator: LJR/VTS
 Method File: /chem1/nt6.i/20090615.b/SW846.m
 Misc Info: 09-12733

Calibration Date: 15-JUN-2009
 Calibration Time: 14:39
 Client Smp ID: 3SED12-B
 Level: LOW
 Sample Type: Sediment

Test Mode:
 Use Initial Calibration Level 4.

COMPOUND	STANDARD	AREA LIMIT		SAMPLE	%DIFF
		LOWER	UPPER		
8 1,4-Dichlorobenze	112389	56194	224778	97553	-13.20
27 Naphthalene-d8	384492	192246	768984	338723	-11.90
42 Acenaphthene-d10	217478	108739	434956	183167	-15.78
59 Phenanthrene-d10	336594	168297	673188	286289	-14.95
69 Chrysene-d12	247160	123580	494320	331388	34.08
134 Di-n-octylphthala	347036	173518	694072	471536	35.88
77 Perylene-d12	232938	116469	465876	359439	54.31

COMPOUND	STANDARD	RT LIMIT		SAMPLE	%DIFF
		LOWER	UPPER		
8 1,4-Dichlorobenze	6.85	6.35	7.35	6.85	0.07
27 Naphthalene-d8	8.92	8.42	9.42	8.92	0.00
42 Acenaphthene-d10	11.75	11.25	12.25	11.75	0.04
59 Phenanthrene-d10	14.08	13.58	14.58	14.09	0.04
69 Chrysene-d12	18.34	17.84	18.84	18.34	0.03
134 Di-n-octylphthala	19.60	19.10	20.10	19.60	0.00
77 Perylene-d12	20.45	19.95	20.95	20.47	0.08

AREA UPPER LIMIT = +100% of internal standard area.
 AREA LOWER LIMIT = - 50% of internal standard area.
 RT UPPER LIMIT = + 0.50 minutes of internal standard RT.
 RT LOWER LIMIT = - 0.50 minutes of internal standard RT.

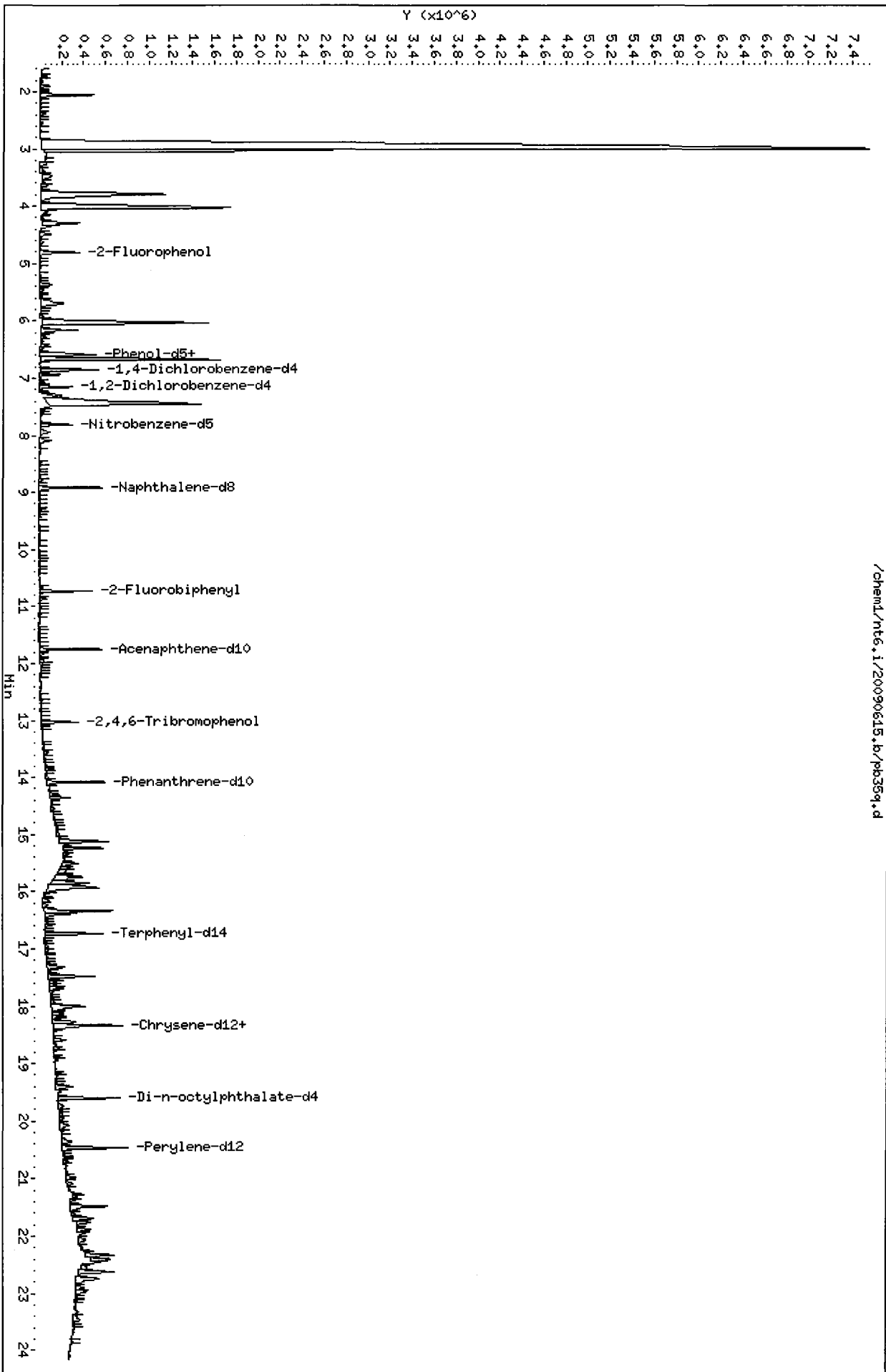
Analytical Resources, Inc.

RECOVERY REPORT

Client Name: ESC Client SDG: PB35
 Sample Matrix: SOLID Fraction: SV
 Lab Smp Id: PB35Q Client Smp ID: 3SED12-B
 Level: LOW Operator: LJR/VTS
 Data Type: MS DATA SampleType: SAMPLE
 SpikeList File: PSDDALCS.spk Quant Type: ISTD
 Sublist File: PSDDA.sub
 Method File: /chem1/nt6.i/20090615.b/SW846.m
 Misc Info: 09-12733

SURROGATE COMPOUND	CONC ADDED ug/kg	CONC RECOVERED ug/kg	% RECOVERED	LIMITS
\$ 1 2-Fluorophenol	746.0	408.8	54.80	21-100
\$ 2 Phenol-d5	746.0	427.7	57.33	10-100
\$ 5 2-Chlorophenol-d4	746.0	419.2	56.19	30-100
\$ 10 1,2-Dichlorobenzen	497.3	242.1	48.67	24-100
\$ 18 Nitrobenzene-d5	497.3	272.7	54.83	26-100
\$ 36 2-Fluorobiphenyl	497.3	304.3	61.18	32-100
\$ 55 2,4,6-Tribromophen	746.0	512.7	68.73	33-118
\$ 66 Terphenyl-d14	497.3	283.9	57.08	21-97

/chem1/nt6.i/20090615.b/pb359.d



Date : 15-JUN-2009 21:11

Client ID: 3SED12-B

Instrument: nt6.i

Sample Info: PB35Q

Volume Injected (uL): 1.0

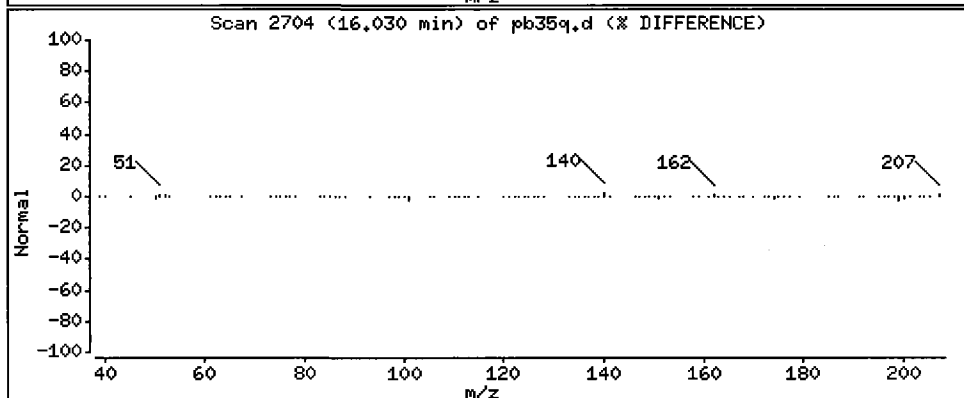
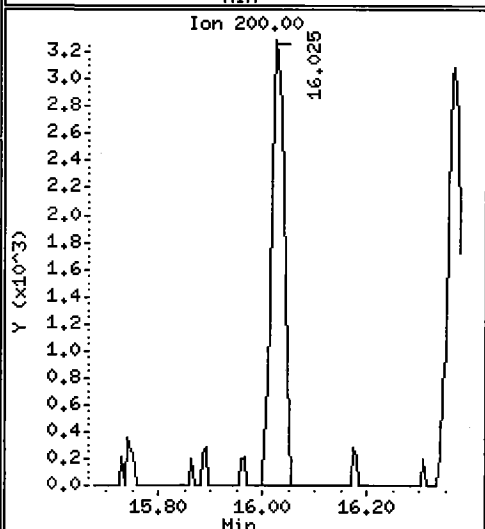
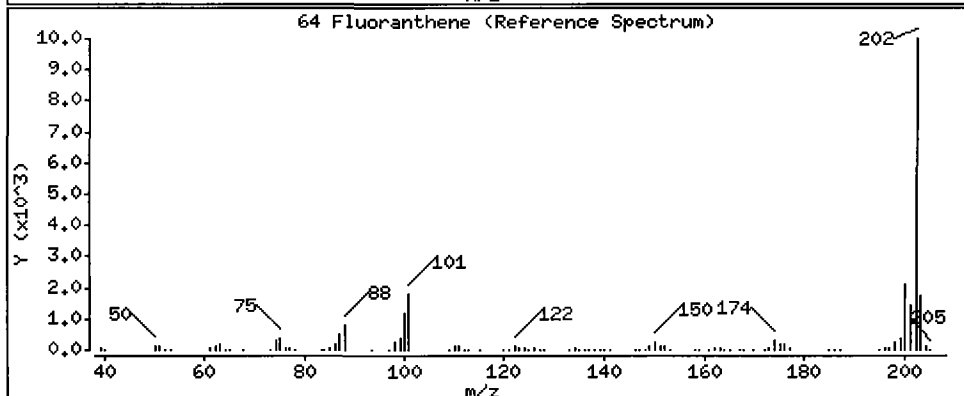
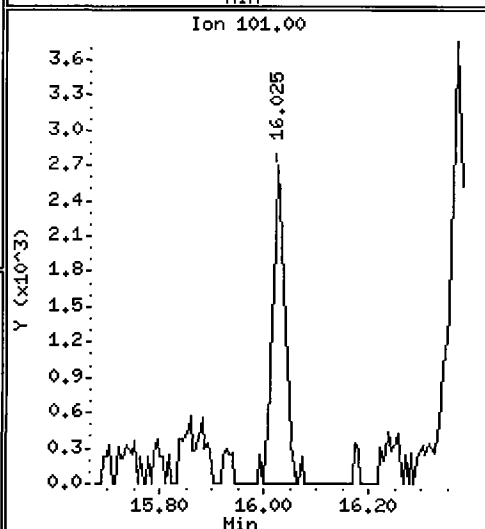
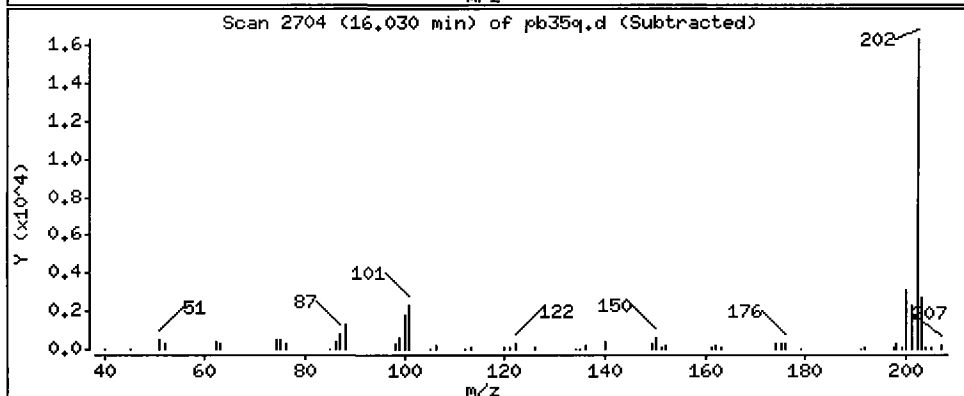
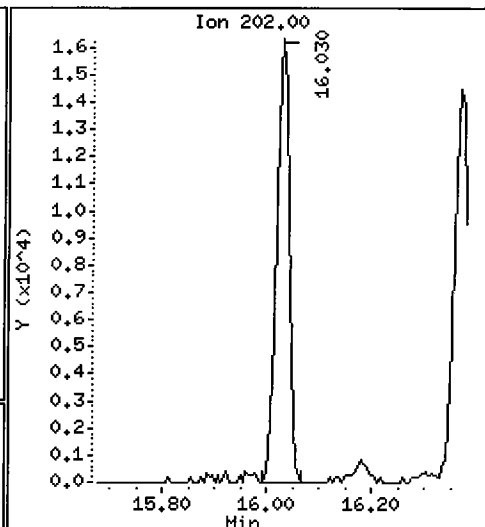
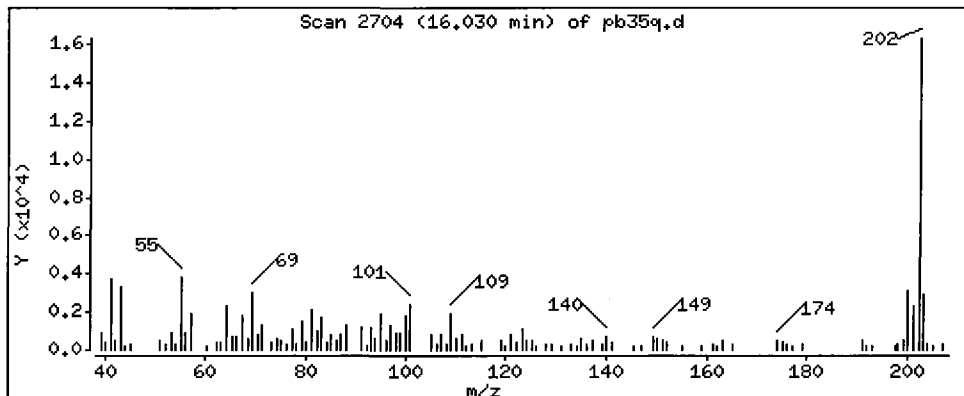
Operator: LJR/VTS

Column phase: ZB-5

Column diameter: 0.32

64 Fluoranthene

Concentration: 28.61 ug/kg



Date : 15-JUN-2009 21:11

Client ID: 3SED12-B

Instrument: nt6.i

Sample Info: PB35Q

Volume Injected (uL): 1.0

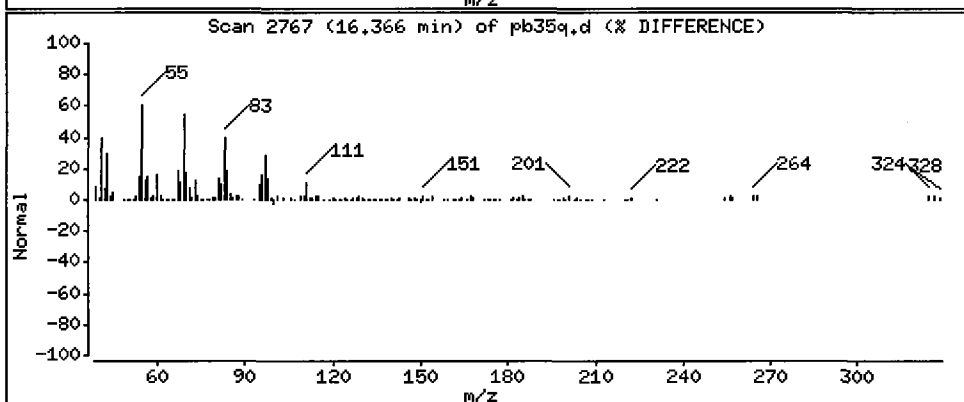
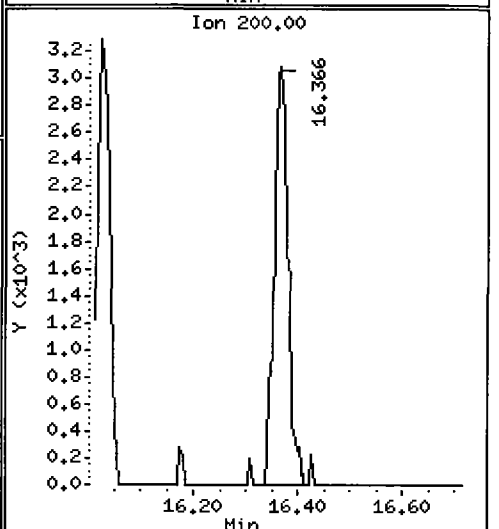
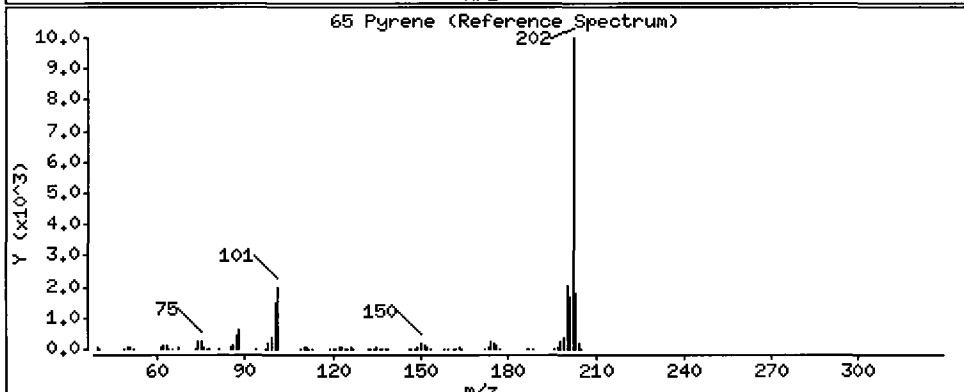
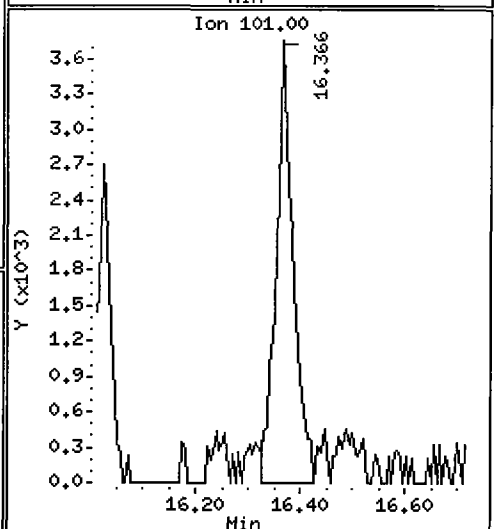
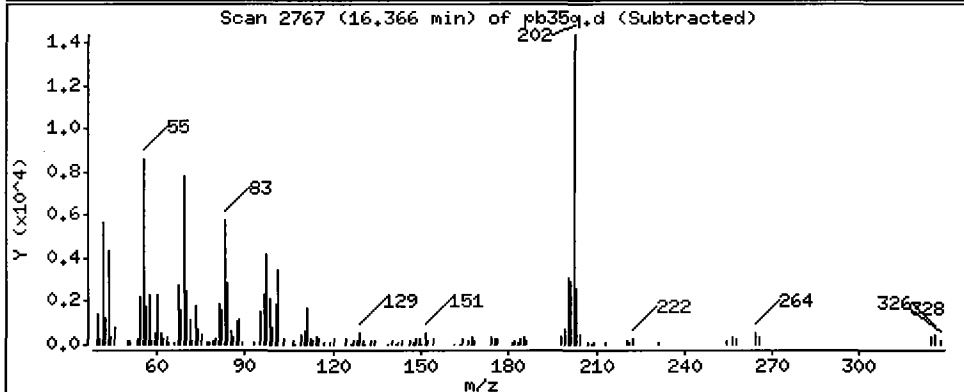
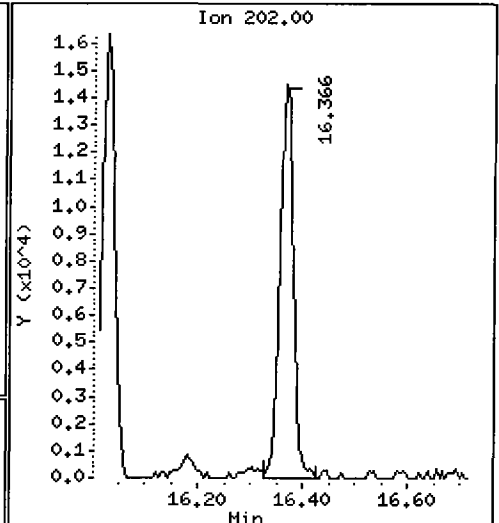
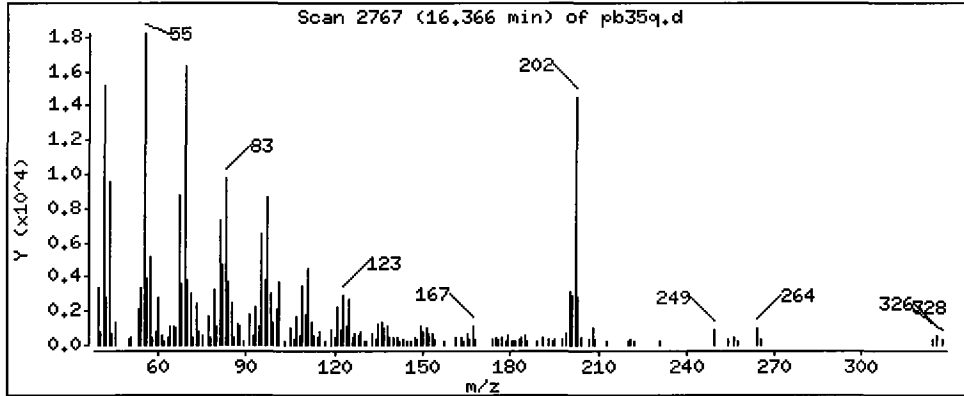
Operator: LJR/VTS

Column phase: ZB-5

Column diameter: 0.32

65 Pyrene

Concentration: 18.80 ug/kg



Date : 15-JUN-2009 21:11

Client ID: 3SED12-B

Instrument: nt6.i

Sample Info: PB35Q

Volume Injected (uL): 1.0

Operator: LJR/VTS

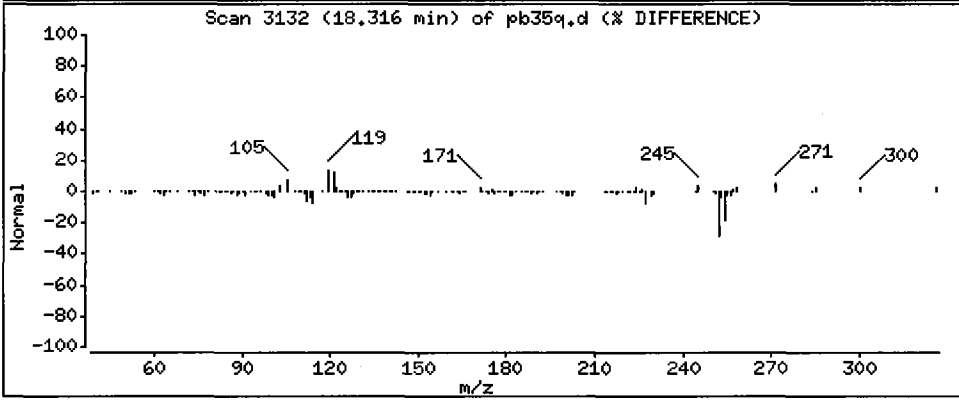
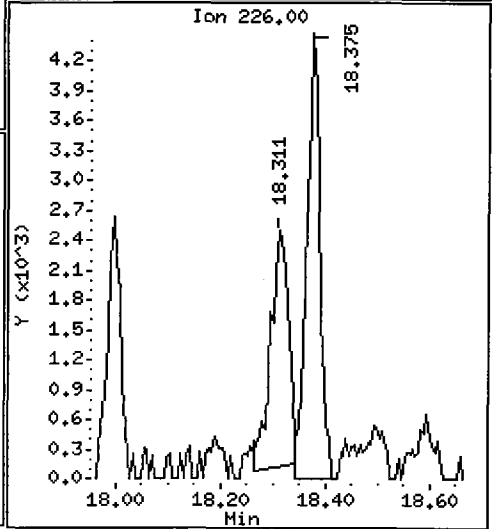
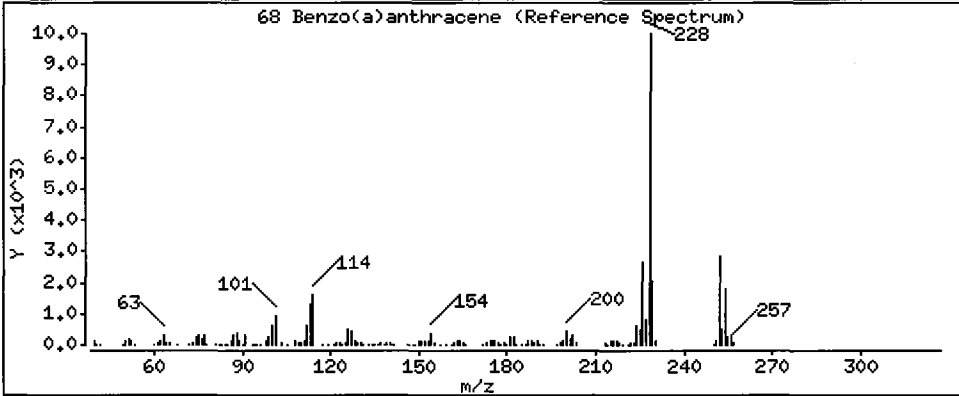
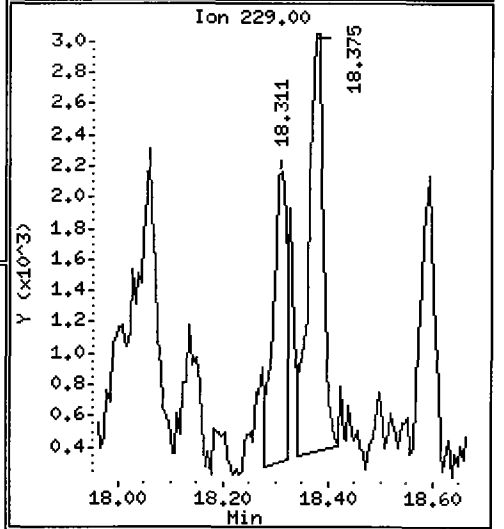
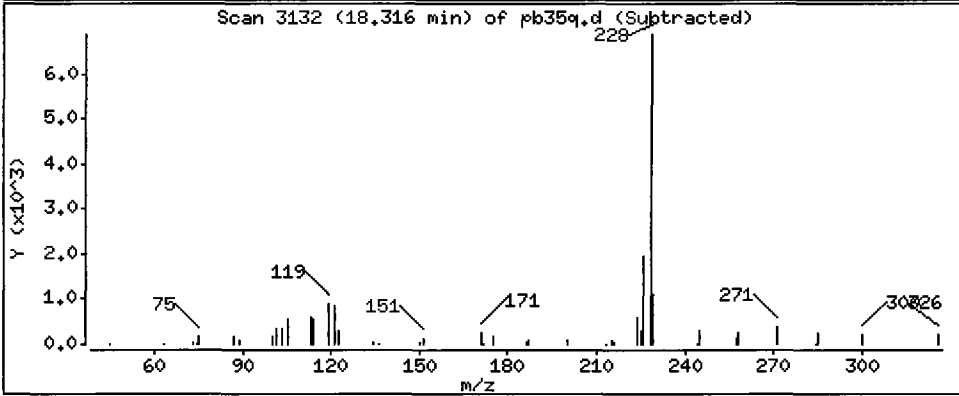
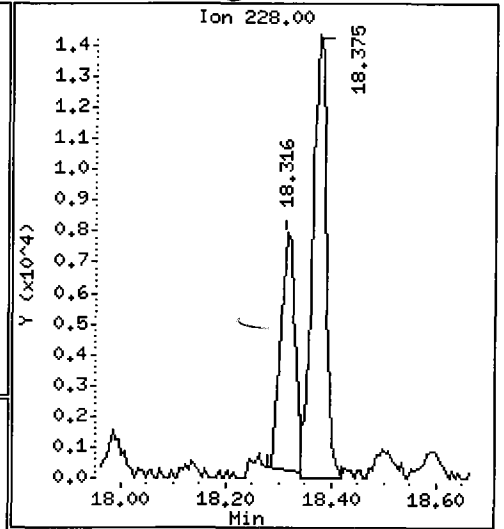
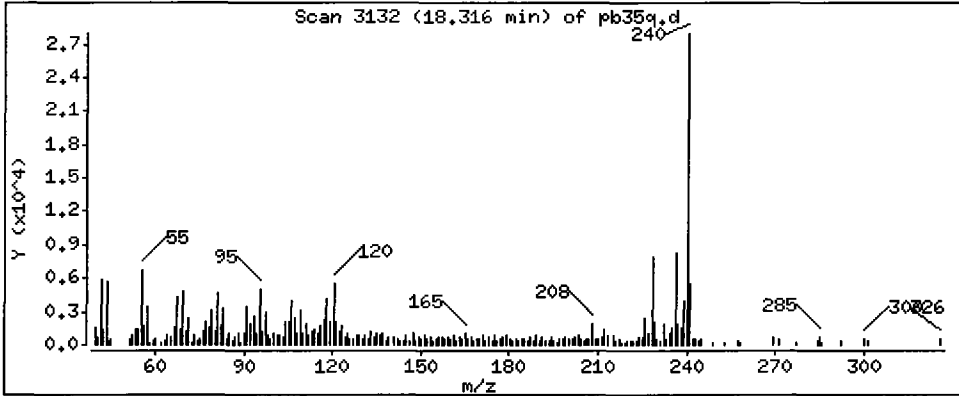
Column phase: ZB-5

Column diameter: 0.32

68 Benzo(a)anthracene

Concentration: 11.87 ug/kg

Handwritten signature



Date : 15-JUN-2009 21:11

Client ID: 3SED12-B

Instrument: nt6.i

Sample Info: PB35Q

Volume Injected (uL): 1.0

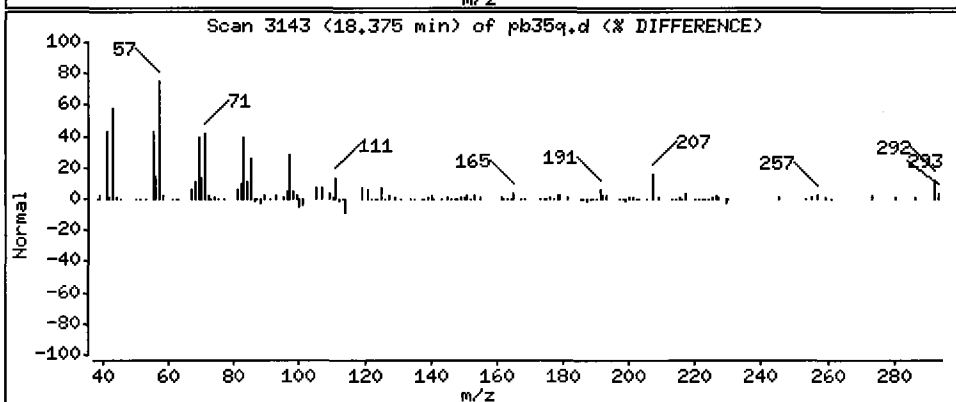
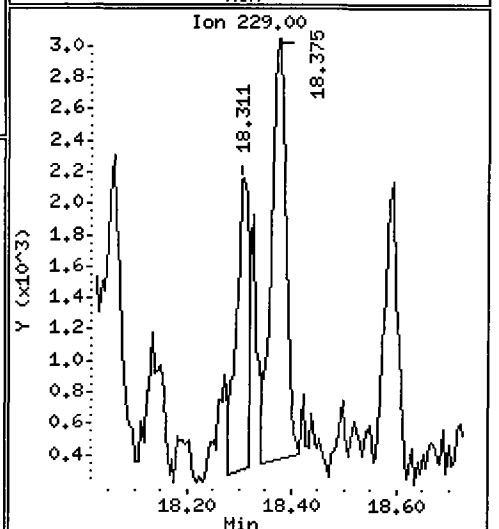
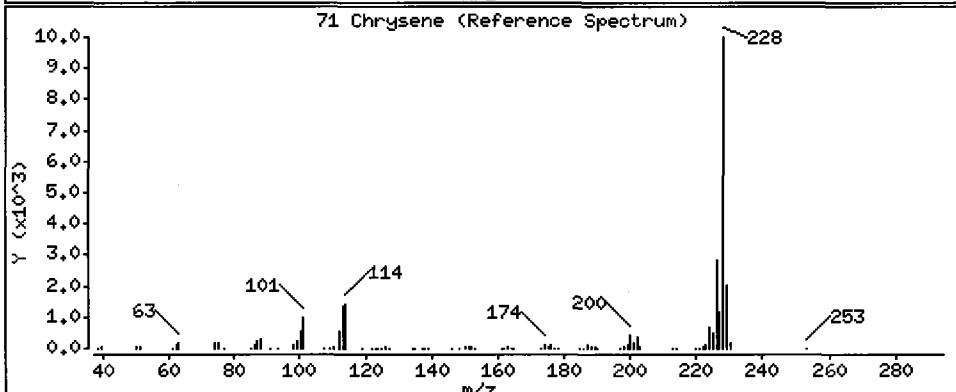
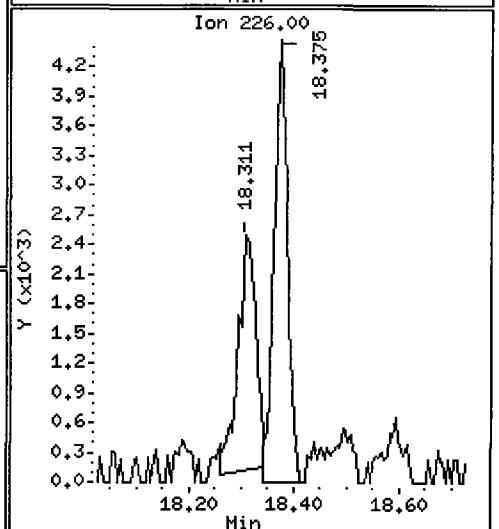
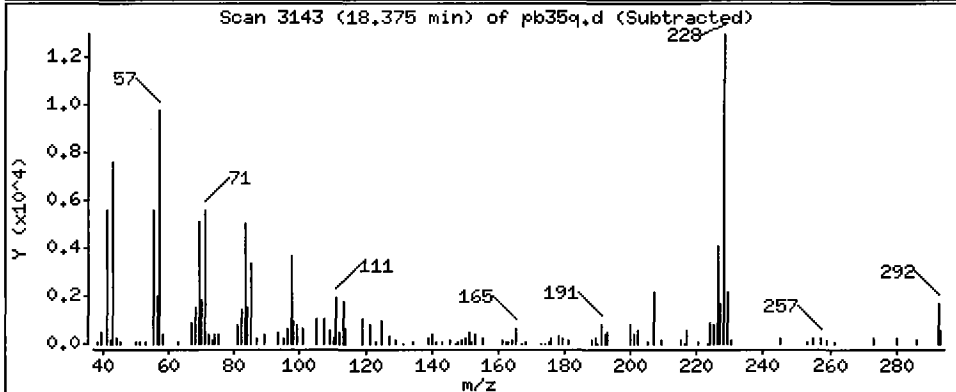
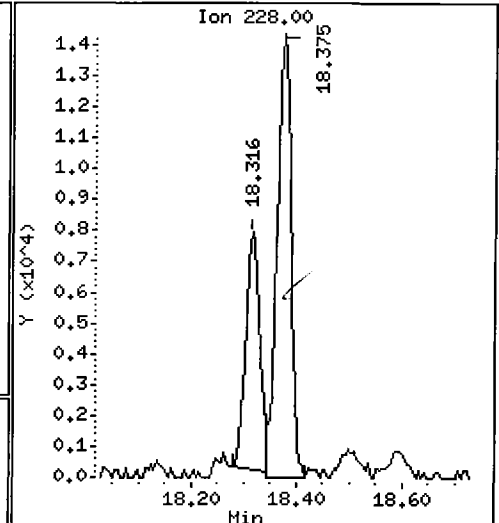
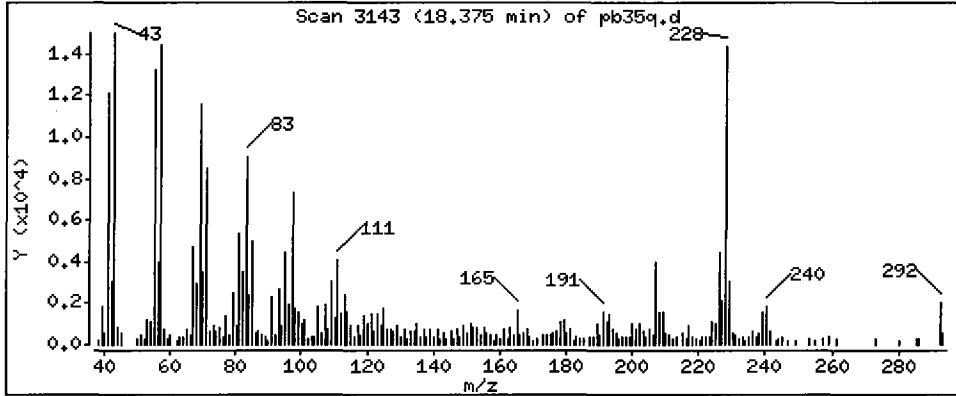
Operator: LJR/VTS

Column phase: ZB-5

Column diameter: 0.32

71 Chrysene

Concentration: 22.75 ug/kg



Date : 15-JUN-2009 21:11

Client ID: 3SED12-B

Instrument: nt6.i

Sample Info: PB35Q

Volume Injected (uL): 1.0

Operator: LJR/VTS

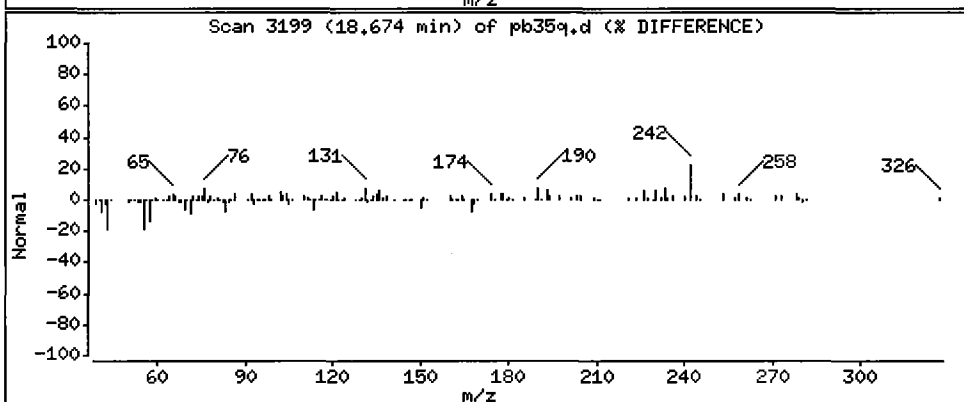
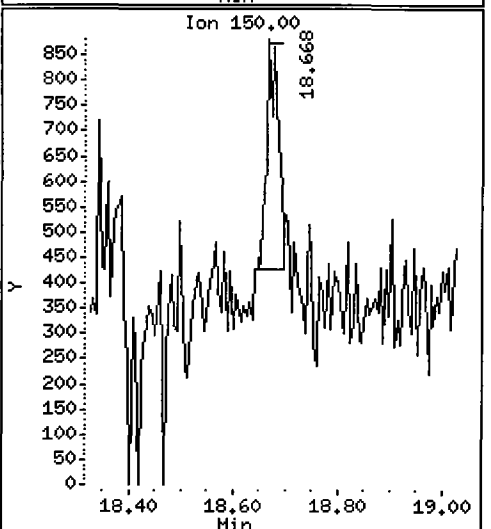
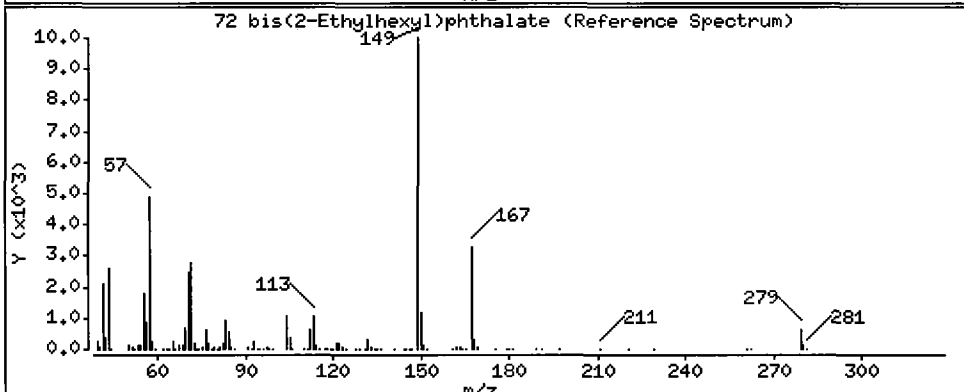
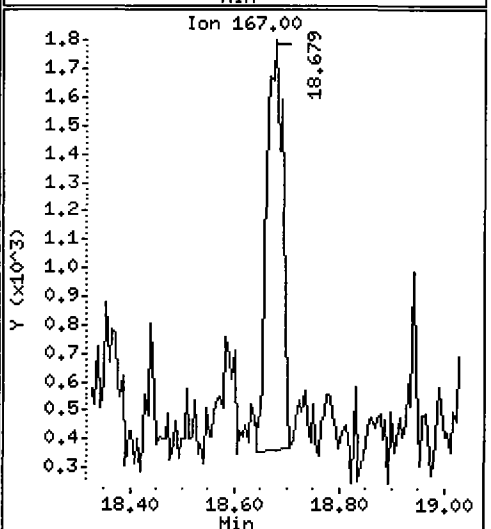
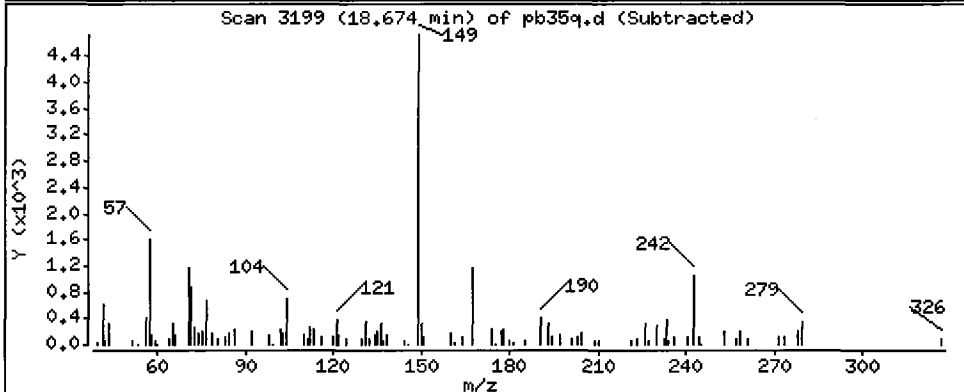
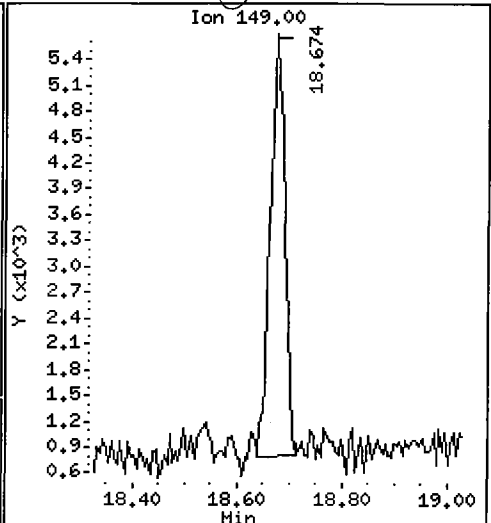
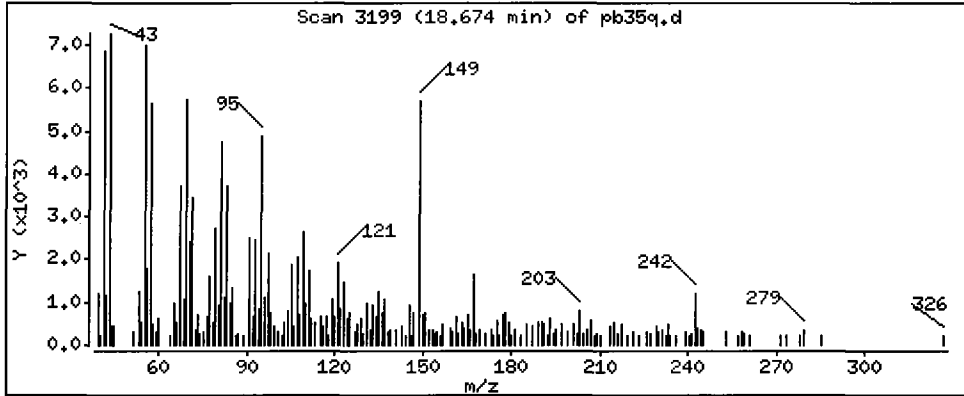
Column phase: ZB-5

Column diameter: 0.32

72 bis(2-Ethylhexyl)phthalate

Concentration: 12.66 ug/kg

LJR



Date : 15-JUN-2009 21:11

Client ID: 3SED12-B

Instrument: nt6.i

Sample Info: PB35Q

Volume Injected (uL): 1.0

Operator: LJR/VTS

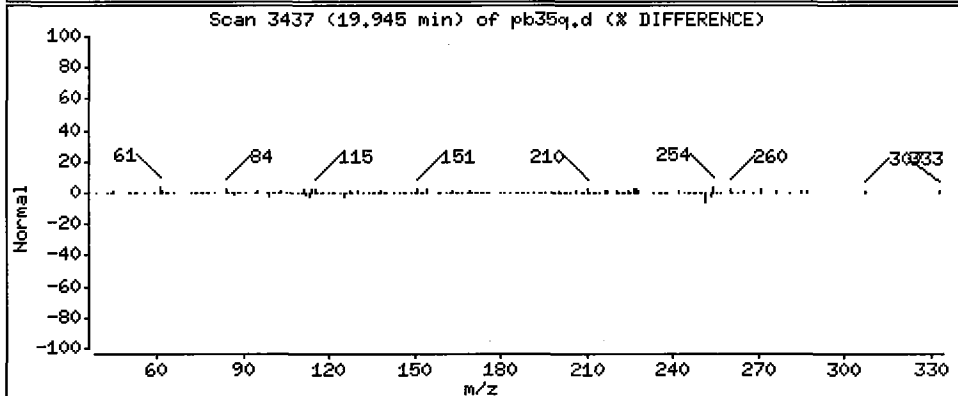
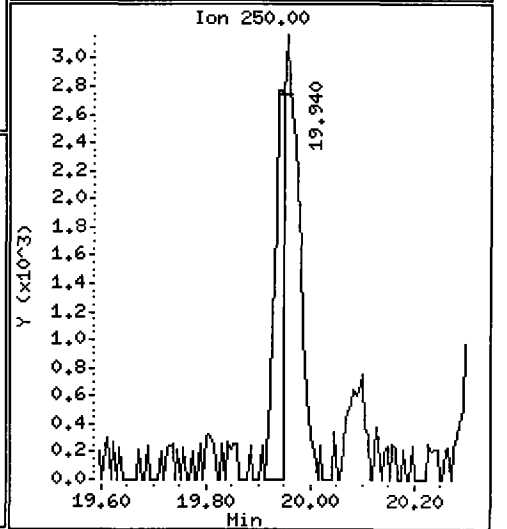
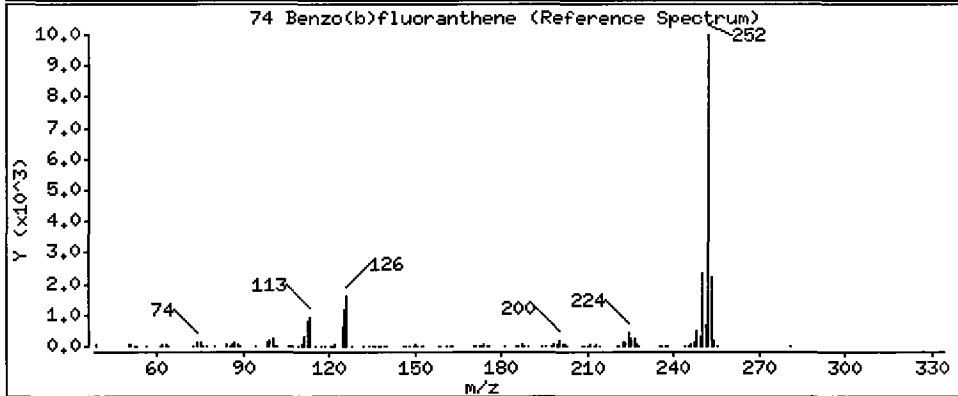
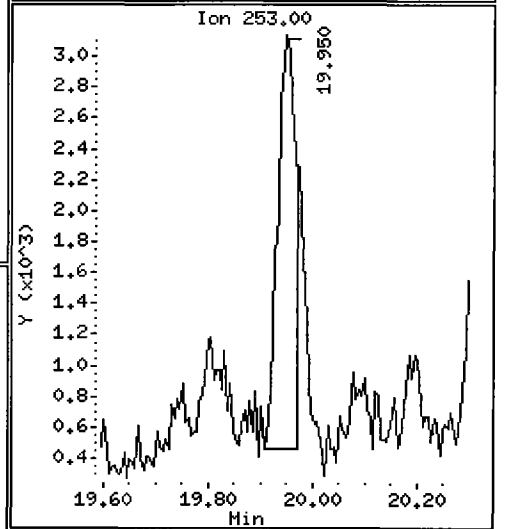
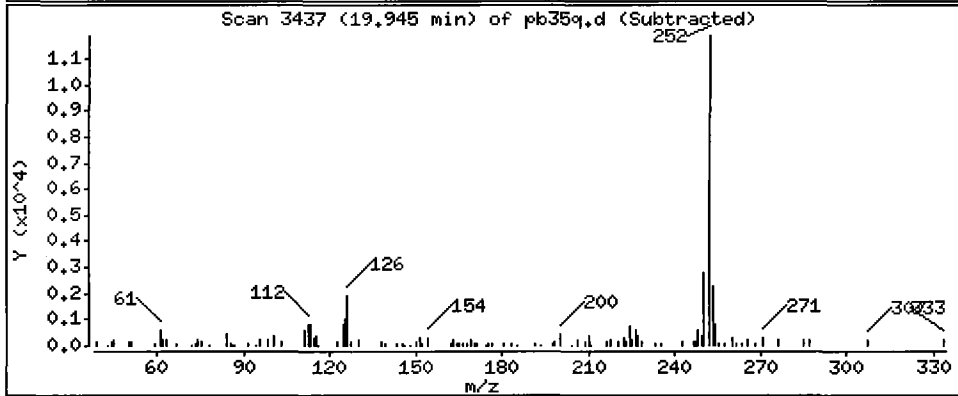
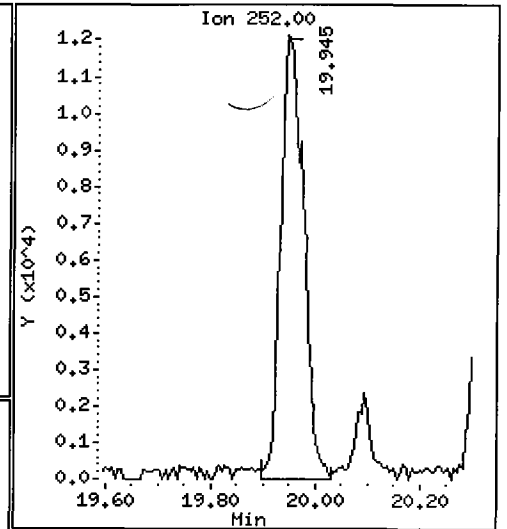
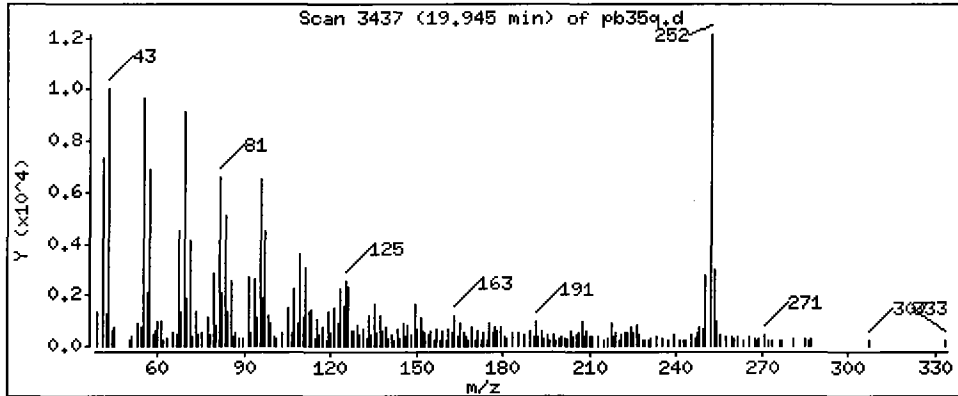
Column phase: ZB-5

Column diameter: 0.32

Handwritten: 5/1/2

74 Benzo(b)fluoranthene

Concentration: 28.52 ug/kg



Date : 15-JUN-2009 21:11

Client ID: 3SED12-B

Instrument: nt6.i

Sample Info: PB35Q

Volume Injected (uL): 1.0

Operator: LJR/VTS

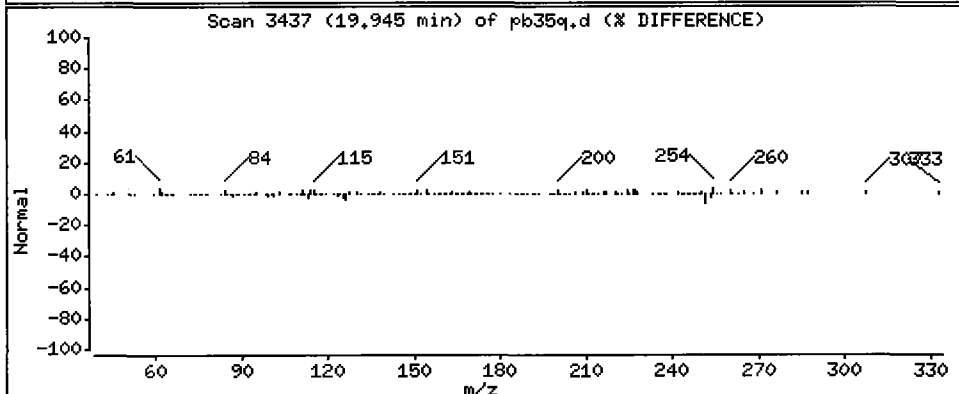
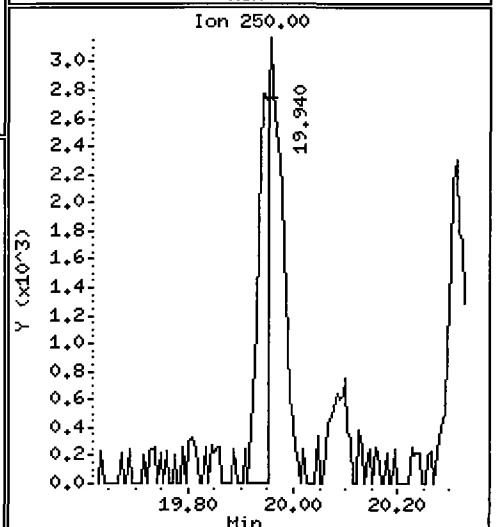
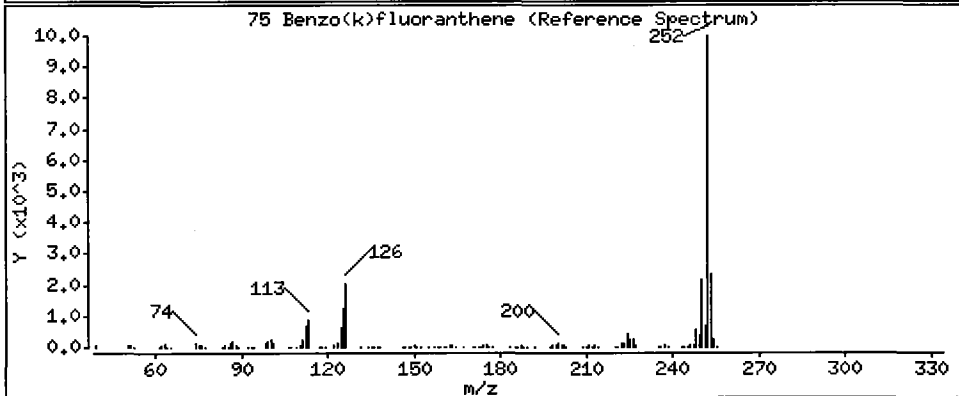
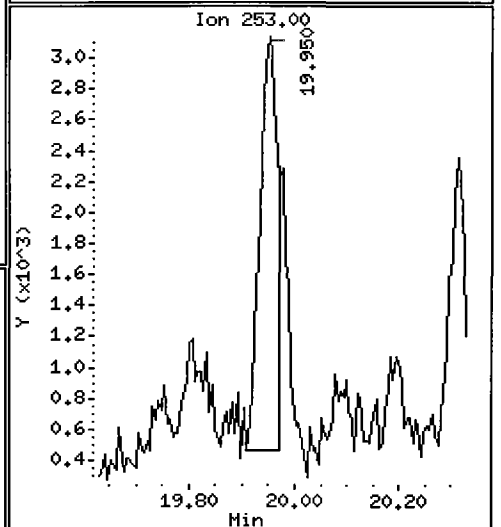
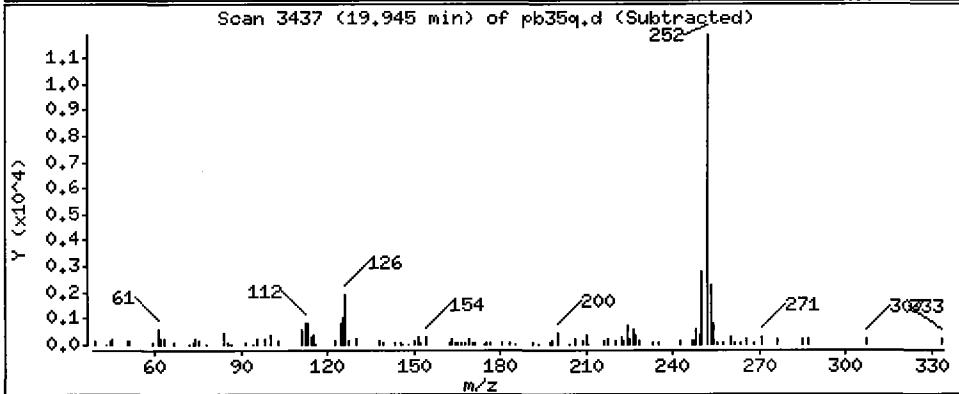
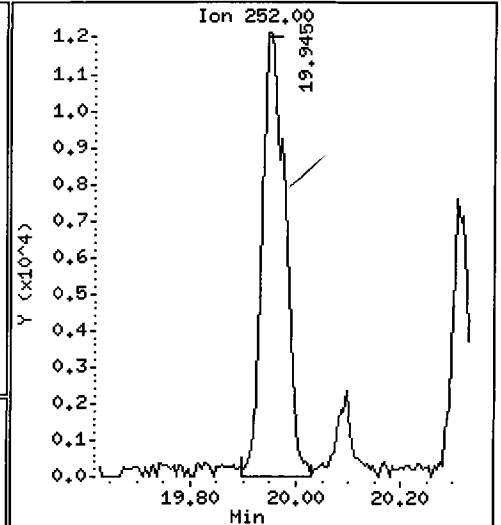
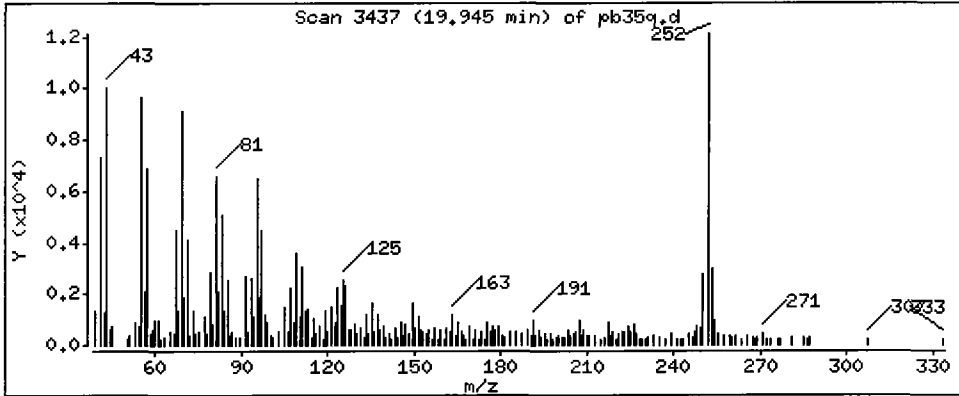
Column phase: ZB-5

Column diameter: 0.32

75 Benzo(k)fluoranthene

Concentration: 27.77 ug/kg

TOP 1/2



Date : 15-JUN-2009 21:11

Client ID: 3SED12-B

Instrument: nt6.i

Sample Info: PB35Q

Volume Injected (uL): 1.0

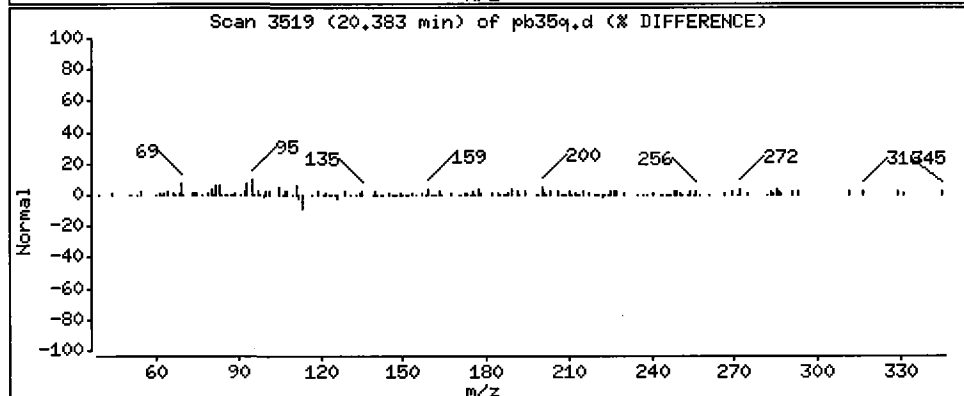
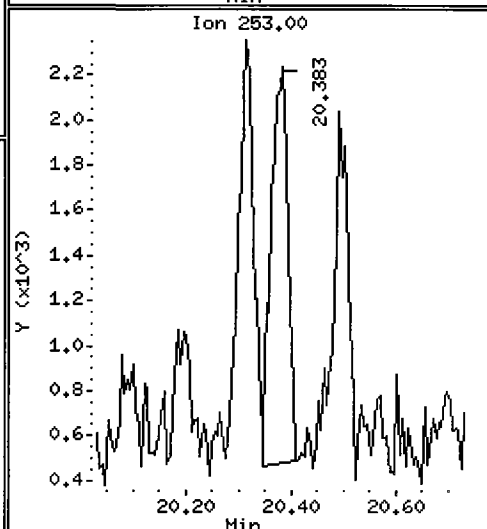
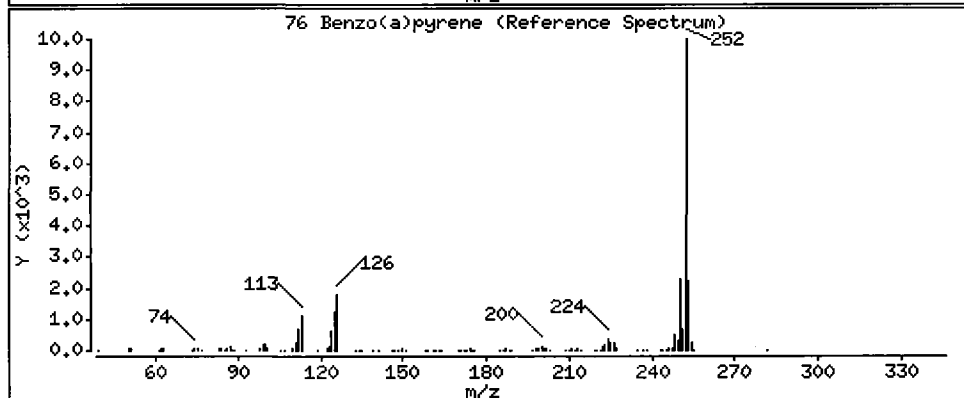
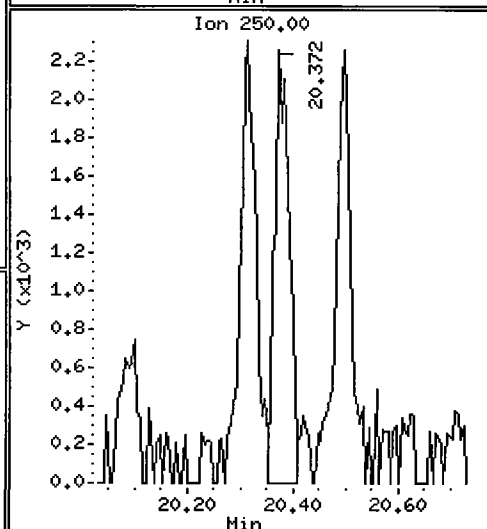
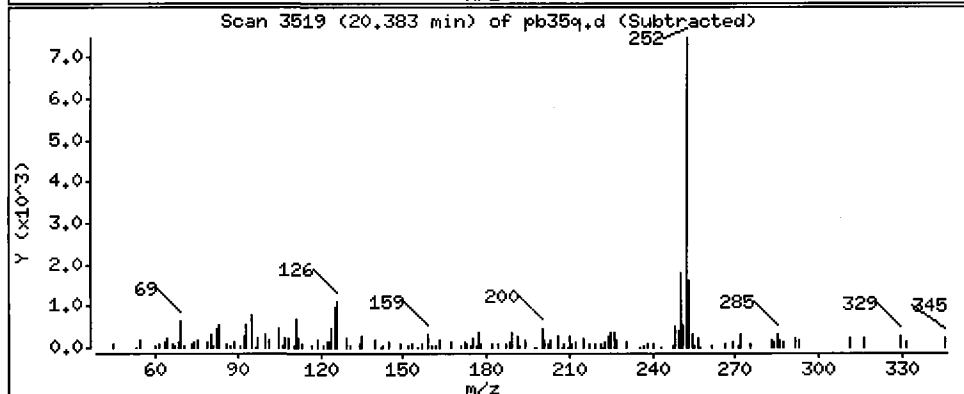
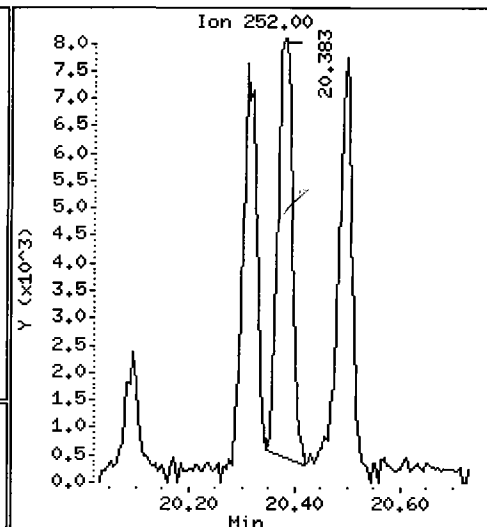
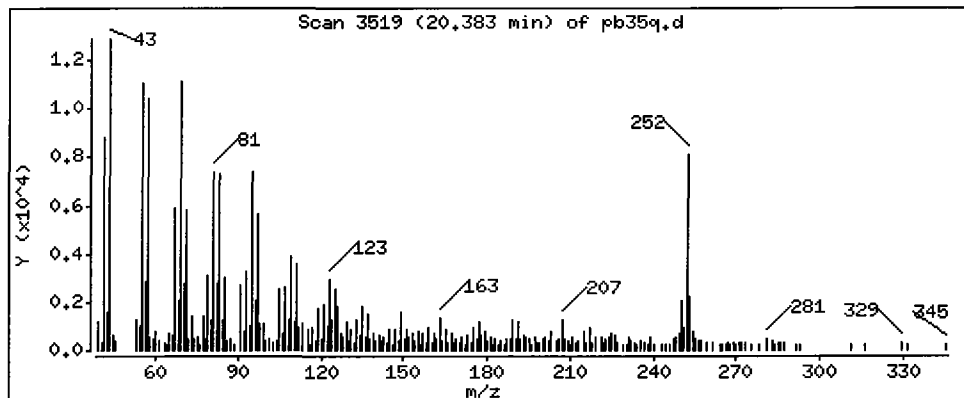
Operator: LJR/VTS

Column phase: ZB-5

Column diameter: 0.32

76 Benzo(a)pyrene

Concentration: 12.24 ug/kg



Semivolatile Analysis
Standard Raw Data

prepared
for

ENVIROMENTAL SCIENCE CORP.

Project: JELD-WEN NORD DOOR

ARI JOB NO: PB35

prepared
by

Analytical Resources, Inc.

6B
SEMIVOLATILE 8270-D INITIAL CALIBRATION DATA

Lab Name: ANALYTICAL RESOURCES, INC

Client: ESC

ARI Job No: PB35

Project: JELD-WEN NORD DOOR

Instrument ID: NT6

Calibration Date: 06/11/09

LAB FILE ID: RRF1 =0010611A	RRF5 =0050611A	RRF10 =0100611
RRF25 =0250611	RRF40 =0400611	RRF80 =0800611

COMPOUND	RRF 1	RRF 5	RRF 10	RRF 25	RRF 40	RRF 80	RRF	%RSD /R^2
Phenol	2.265	2.610	2.555	2.385	2.312	2.223	2.392	6.6
Bis(2-Chloroethyl) ether	1.850	1.945	1.869	1.793	1.701	1.674	1.805	5.8
2-Chlorophenol	1.446	1.637	1.620	1.488	1.454	1.418	1.510	6.2
1,3-Dichlorobenzene	1.684	1.781	1.701	1.616	1.555	1.530	1.644	5.8
1,4-Dichlorobenzene	1.625	1.767	1.706	1.635	1.582	1.566	1.647	4.6
1,2-Dichlorobenzene	1.655	1.722	1.696	1.565	1.550	1.511	1.616	5.3
Benzyl alcohol	1.012	1.232	1.150	1.159	1.085	1.079	1.120	6.9
2,2'-oxybis(1-Chloropropane)	2.171	2.457	2.310	2.248	2.155	2.076	2.236	6.0
2-Methylphenol	1.418	1.691	1.676	1.586	1.542	1.482	1.566	6.9
Hexachloroethane	0.702	0.823	0.802	0.758	0.759	0.724	0.761	6.0
N-Nitroso-di-n-propylamine	1.480	1.652	1.537	1.490	1.412	1.336	1.484	7.3
4-Methylphenol	1.451	1.758	1.681	1.617	1.571	1.527	1.601	6.9
Nitrobenzene	0.650	0.718	0.684	0.609	0.607	0.558	0.638	9.1
Isophorone	1.069	1.176	1.144	1.035	1.034	0.938	1.066	8.0
2-Nitrophenol		0.235	0.237	0.230	0.232	0.226	0.232	1.8
2,4-Dimethylphenol	0.476	0.533	0.547	0.502	0.516	0.477	0.508	5.7
Bis(2-Chloroethoxy)methane	0.587	0.636	0.613	0.585	0.568	0.536	0.588	6.0
2,4-Dichlorophenol	0.256	0.332	0.351	0.353	0.352	0.342	0.331	11.4
1,2,4-Trichlorobenzene	0.401	0.427	0.410	0.393	0.400	0.381	0.402	3.9
Naphthalene	1.245	1.284	1.256	1.149	1.143	1.056	1.189	7.3
Benzoic acid		0.260	0.304	0.320	0.360	0.344	0.318	12.2
4-Chloroaniline	0.467	0.547	0.528	0.516	0.525	0.492	0.512	5.6
Hexachlorobutadiene	0.229	0.232	0.230	0.223	0.217	0.219	0.225	2.8
4-Chloro-3-methylphenol		0.413	0.419	0.425	0.440	0.399	0.419	3.6
2-Methylnaphthalene	0.651	0.700	0.671	0.641	0.632	0.592	0.648	5.7
Hexachlorocyclopentadiene		0.200	0.253	0.326	0.384	0.385	0.310	0.991
2,4,6-Trichlorophenol		0.422	0.434	0.414	0.442	0.422	0.427	2.6
2,4,5-Trichlorophenol		0.422	0.433	0.431	0.457	0.444	0.437	3.1
2-Chloronaphthalene	1.288	1.439	1.360	1.316	1.298	1.288	1.332	4.5
2-Nitroaniline		0.568	0.552	0.568	0.552	0.529	0.554	2.9
Acenaphthylene	1.909	2.170	2.062	1.994	1.922	1.869	1.988	5.7
Dimethylphthalate	1.391	1.604	1.525	1.410	1.453	1.371	1.459	6.2
2,6-Dinitrotoluene		0.323	0.316	0.313	0.322	0.312	0.317	1.6
Acenaphthene	1.270	1.358	1.326	1.194	1.217	1.161	1.254	6.2
3-Nitroaniline		0.366	0.359	0.354	0.375	0.357	0.362	2.4
2,4-Dinitrophenol		0.045	0.085	0.131	0.172	0.184	0.123	0.996
Dibenzofuran	1.818	1.991	1.861	1.765	1.776	1.665	1.813	6.0

<- Outside QC limits: %RSD <20% or R^2 > 0.990

6C
SEMIVOLATILE 8270-D INITIAL CALIBRATION DATA

Lab Name: ANALYTICAL RESOURCES, INC

Client: ESC

ARI Job No: PB35

Project: JELD-WEN NORD DOOR

Instrument ID: NT6

Calibration Date: 06/11/09

LAB FILE ID:	RRF1 =0010611A	RRF5 =0050611A	RRF10 =0100611	RRF25 =0100611	RRF40 =0100611	RRF80 =0100611	RRF	%RSD
	RRF25 =0250611	RRF40 =0400611	RRF80 =0800611					
COMPOUND	RRF 1	RRF 5	RRF 10	RRF 25	RRF 40	RRF 80	RRF	/R^2
4-Nitrophenol		0.206	0.225	0.232	0.249	0.241	0.231	7.2
2,4-Dinitrotoluene		0.418	0.410	0.402	0.421	0.406	0.411	1.9
Fluorene	1.462	1.602	1.529	1.441	1.478	1.383	1.482	5.1
4-Chlorophenyl-phenylether	0.751	0.787	0.751	0.684	0.724	0.692	0.732	5.4
Diethylphthalate	1.330	1.415	1.382	1.301	1.286	1.254	1.328	4.6
4-Nitroaniline		0.325	0.330	0.304	0.332	0.317	0.322	3.5
4,6-Dinitro-2-methylphenol		0.118	0.142	0.157	0.167	0.169	0.151	14.0
N-Nitrosodiphenylamine (1)	0.612	0.674	0.656	0.620	0.593	0.589	0.624	5.5
4-Bromophenyl-phenylether	0.231	0.272	0.262	0.262	0.246	0.253	0.254	5.8
Hexachlorobenzene	0.256	0.278	0.261	0.261	0.245	0.255	0.259	4.2
Pentachlorophenol		0.095	0.106	0.122	0.130	0.140	0.119	15.3
Phenanthrene	1.295	1.380	1.341	1.256	1.198	1.148	1.270	6.9
Anthracene	1.326	1.383	1.356	1.274	1.220	1.163	1.287	6.6
Carbazole	1.060	1.135	1.112	1.070	0.978	0.992	1.058	6.0
Di-n-butylphthalate	1.190	1.392	1.345	1.319	1.198	1.148	1.265	7.9
Fluoranthene	1.250	1.448	1.384	1.308	1.216	1.169	1.296	8.1
Pyrene	1.612	1.819	1.706	1.767	1.613	1.423	1.657	8.5
Butylbenzylphthalate	0.624	0.718	0.705	0.714	0.658	0.595	0.669	7.8
Benzo(a)anthracene	1.451	1.559	1.541	1.529	1.402	1.375	1.476	5.3
3,3'-Dichlorobenzidine		0.596	0.563	0.509	0.518	0.519	0.541	6.9
Chrysene	1.444	1.482	1.446	1.445	1.319	1.345	1.414	4.6
bis(2-Ethylhexyl)phthalate	0.559	0.691	0.659	0.655	0.614	0.544	0.620	9.5
Di-n-octylphthalate	1.142	1.179	1.134	1.076	1.000	0.936	1.078	8.7
Benzo(b)fluoranthene	1.322	1.410	1.585	1.495	1.546	1.337	1.449	7.6
Benzo(k)fluoranthene	1.541	1.792	1.471	1.406	1.341	1.380	1.488	11.1
Benzo(a)pyrene	1.265	1.386	1.355	1.297	1.320	1.248	1.312	4.0
Indeno(1,2,3-cd)pyrene	1.654	1.794	1.728	1.752	1.749	1.817	1.749	3.3
Dibenzo(a,h)anthracene	1.196	1.391	1.367	1.303	1.341	1.369	1.328	5.3
Benzo(g,h,i)perylene	1.422	1.577	1.555	1.544	1.521	1.552	1.528	3.6
N-Nitrosodimethylamine		1.372	1.327	1.282	1.192	1.163	1.267	7.0
Aniline		3.358	3.140	3.033	2.861	2.774	3.033	7.6
Benzidine		0.862	0.828	0.758	0.709	0.640	0.759	11.8
Pyridine		2.266	2.228	2.208	2.111	2.055	2.174	4.0
1-methylnaphthalene	0.621	0.676	0.645	0.606	0.606	0.566	0.620	6.0
Azobenzene (1,2-DP-Hydrazine)	2.044	2.356	2.243	2.111	2.088	1.911	2.126	7.3
2-Fluorophenol		1.783	1.701	1.642	1.589	1.529	1.649	6.0

(1) Cannot be separated from Diphenylamine
 <- Outside QC limits: %RSD <20% or R^2 > 0.990

6C
SEMIVOLATILE 8270-D INITIAL CALIBRATION DATA

Lab Name: ANALYTICAL RESOURCES, INC

Client: ESC

ARI Job No: PB35

Project: JELD-WEN NORD DOOR

Instrument ID: NT6

Calibration Date: 06/11/09

LAB FILE ID:	RRF1 =0010611A	RRF5 =0050611A	RRF10 =0100611
	RRF25 =0250611	RRF40 =0400611	RRF80 =0800611

COMPOUND	RRF 1	RRF 5	RRF 10	RRF 25	RRF 40	RRF 80	RRF	%RSD /R ²
Phenol-d5	2.050	2.485	2.242	2.245	2.172	2.090	2.214	7.0
2-Chlorophenol-d4		1.394	1.368	1.337	1.335	1.311	1.349	2.4
1,2-Dichlorobenzene-d4	0.979	1.055	0.989	0.988	0.989	0.976	0.996	3.0
Nitrobenzene-d5		0.683	0.640	0.591	0.601	0.555	0.614	8.0
2-Fluorobiphenyl		1.628	1.520	1.455	1.416	1.408	1.485	6.1
2,4,6-Tribromophenol		0.191	0.180	0.180	0.203	0.199	0.191	5.6
Terphenyl-d14		1.142	1.071	1.100	1.081	0.946	1.068	6.9

<- Outside QC limits: %RSD <20% or R² > 0.990

Analytical Resources, Inc.

INITIAL CALIBRATION DATA

Start Cal Date : 11-JUN-2009 10:27
 End Cal Date : 11-JUN-2009 14:21
 Quant Method : ISTD
 Origin : Disabled
 Target Version : 3.50
 Integrator : HP RTE
 Method file : /chem1/nt6.i/20090611.b/ddt.b/SW846.m
 Cal Date : 11-Jun-2009 16:21 jeff
 Curve Type : Average

Calibration File Names:

Level 1: /chem1/nt6.i/20090611.b/0010611a.d
 Level 2: /chem1/nt6.i/20090611.b/0050611a.d
 Level 3: /chem1/nt6.i/20090611.b/0100611.d
 Level 4: /chem1/nt6.i/20090611.b/0250611.d
 Level 5: /chem1/nt6.i/20090611.b/0400611.d
 Level 6: /chem1/nt6.i/20090611.b/0800611.d

Compound	1.000 Level 1	5.000 Level 2	10.000 Level 3	25.000 Level 4	40.000 Level 5	80.000 Level 6	RRF	% RSD
186 Carbaryl	++++	++++	++++	++++	++++	++++	++++	++++
179 n-Decane	1.93648	2.02034	1.93691	1.81518	1.73957	1.70040	1.85815	6.783
180 n-Octadecane	0.63447	0.69900	0.68249	0.65372	0.61449	0.58443	0.64476	6.619
169 4-tert-Butylphenol	++++	++++	++++	++++	++++	++++	++++	++++
170 N,N-Dimethylaniline	++++	++++	++++	++++	++++	++++	++++	++++
171 2,3-Dimethylaniline	++++	++++	++++	++++	++++	++++	++++	++++
172 2,4-Dimethylaniline	++++	++++	++++	++++	++++	++++	++++	++++
173 2,5-Dimethylaniline	++++	++++	++++	++++	++++	++++	++++	++++
174 2,6-Dimethylaniline	++++	++++	++++	++++	++++	++++	++++	++++
175 3,4-Dimethylaniline	++++	++++	++++	++++	++++	++++	++++	++++
176 3,5-Dimethylaniline	++++	++++	++++	++++	++++	++++	++++	++++
177 p-Benzoquinone	++++	++++	++++	++++	++++	++++	++++	++++
168 Pentachlorobenzene	0.54637	0.57565	0.53806	0.50207	0.51901	0.50261	0.53063	5.374
145 4,4'-DDE	++++	++++	++++	++++	++++	++++	++++	++++
146 4,4'-DDD	++++	++++	++++	++++	++++	++++	++++	++++
147 4,4'-DDT	++++	++++	++++	++++	++++	++++	++++	++++
148 Dieldrin	++++	++++	++++	++++	++++	++++	++++	++++
149 TCMX	++++	++++	++++	++++	++++	++++	++++	++++
150 DCBP	++++	++++	++++	++++	++++	++++	++++	++++
138 Chlorobenzilate	++++	++++	++++	++++	++++	++++	++++	++++
139 Isodrin	++++	++++	++++	++++	++++	++++	++++	++++

Analytical Resources, Inc.

INITIAL CALIBRATION DATA

Start Cal Date : 11-JUN-2009 10:27
 End Cal Date : 11-JUN-2009 14:21
 Quant Method : ISTD
 Origin : Disabled
 Target Version : 3.50
 Integrator : HP RTE
 Method file : /chem1/nt6.i/20090611.b/ddt.b/SW846.m
 Cal Date : 11-Jun-2009 16:21 jeff
 Curve Type : Average

Compound	1.000 Level 1	5.000 Level 2	10.000 Level 3	25.000 Level 4	40.000 Level 5	80.000 Level 6	RRF	% RSD	
140 Diallate A	++++	++++	++++	++++	++++	++++	++++	++++	<-
141 Diallate B	++++	++++	++++	++++	++++	++++	++++	++++	<-
142 1,2-Dibromo-3-Chloropropane	++++	++++	++++	++++	++++	++++	++++	++++	<-
135 2,3,5,6-Tetrachlorophenol	++++	++++	++++	++++	++++	++++	++++	++++	<-
136 2,3,4,5-tetrachlorophenol	++++	++++	++++	++++	++++	++++	++++	++++	<-
133 Butylatedhydroxytoluene	1.18630	1.23671	1.19275	1.13261	1.09394	1.07877	1.15351	5.359	
132 3,6-Dimethylphenanthrene	++++	++++	++++	++++	++++	++++	++++	++++	<-
131 1-Methylphenanthrene	++++	++++	++++	++++	++++	++++	++++	++++	<-
130 Dibenzothiophene	++++	++++	++++	++++	++++	++++	++++	++++	<-
129 1-Methylfluorene	++++	++++	++++	++++	++++	++++	++++	++++	<-
128 N-Hexadecane	++++	++++	++++	++++	++++	++++	++++	++++	<-
127 2-Isopropyl-naphthalene	++++	++++	++++	++++	++++	++++	++++	++++	<-
126 N-Tetradecane	++++	++++	++++	++++	++++	++++	++++	++++	<-
144 alpha-Terpineol	0.35631	0.38680	0.37345	0.35734	0.35653	0.32786	0.35971	5.510	
125 Safrole	++++	++++	++++	++++	++++	++++	++++	++++	<-
124 3,4-Dimethylphenol	++++	++++	++++	++++	++++	++++	++++	++++	<-
123 Acetophenone	2.14252	2.45076	2.32833	2.15112	2.09332	1.96048	2.18776	7.993	
122 Furfuraldehyde	++++	++++	++++	++++	++++	++++	++++	++++	<-
143 1,4-Dioxane	0.83927	0.89623	0.86543	0.86821	0.78994	0.86418	0.85388	4.235	
121 Quinoline	++++	++++	++++	++++	++++	++++	++++	++++	<-
120 2,3,4,6-Tetrachlorophenol	++++	++++	++++	++++	++++	++++	++++	++++	<-
178 2-Benzyl-4-Chlorophenol	++++	++++	++++	++++	++++	++++	++++	++++	<-
119 7,12-Dimethylbenz(a)anthracen	++++	++++	++++	++++	++++	++++	++++	++++	<-
118 Triphenyl Phosphate	0.22409	0.23922	0.23167	0.22604	0.22042	0.20321	0.22411	5.427	
117 Butyl Diphenyl Phosphate	0.29348	0.39306	0.36139	0.38486	0.35012	0.31416	0.34951	11.210	
116 Dibutyl Phenyl Phosphate	0.55840	0.66353	0.64744	0.64715	0.60990	0.60415	0.62176	6.235	
115 Tributyl Phosphate	1.15650	1.31263	1.26356	1.23512	1.12969	1.07756	1.19585	7.450	
114 Beta-Pinene	++++	++++	++++	++++	++++	++++	++++	++++	<-
113 Diphenyl Oxide	++++	0.95514	0.91628	0.89265	0.88559	0.87004	0.90394	3.664	

Analytical Resources, Inc.

INITIAL CALIBRATION DATA

Start Cal Date : 11-JUN-2009 10:27
 End Cal Date : 11-JUN-2009 14:21
 Quant Method : ISTD
 Origin : Disabled
 Target Version : 3.50
 Integrator : HP RTE
 Method file : /chem1/nt6.i/20090611.b/ddt.b/SW846.m
 Cal Date : 11-Jun-2009 16:21 jeff
 Curve Type : Average

Compound	1.000 Level 1	5.000 Level 2	10.000 Level 3	25.000 Level 4	40.000 Level 5	80.000 Level 6	RRF	% RSD	
112 Biphenyl	++++	1.98994	1.85741	1.77575	1.71055	1.64707	1.79614	7.432	
111 Azobenzene (1,2-DP-Hydrazine)	2.04425	2.35569	2.24262	2.11099	2.08831	1.91067	2.12542	7.321	
110 Tetrachloroguaiacol	++++	++++	++++	++++	++++	++++	++++	++++	<-
109 3,4,5-Trichloroguaiacol	++++	++++	++++	++++	++++	++++	++++	++++	<-
181 3,4,6-Trichloroguaiacol	++++	++++	++++	++++	++++	++++	++++	++++	<-
108 4,5,6-Trichloroguaiacol	++++	++++	++++	++++	++++	++++	++++	++++	<-
184 3,4-Dichloroguaiacol	++++	++++	++++	++++	++++	++++	++++	++++	<-
107 4,5-Dichloroguaiacol	++++	++++	++++	++++	++++	++++	++++	++++	<-
182 4,6-Dichloroguaiacol	++++	++++	++++	++++	++++	++++	++++	++++	<-
185 4-Chloroguaiacol	++++	++++	++++	++++	++++	++++	++++	++++	<-
106 Guaiacol	++++	++++	++++	++++	++++	++++	++++	++++	<-
105 1-methylnaphthalene	0.62132	0.67609	0.64493	0.60641	0.60656	0.56618	0.62025	6.046	
151 1,2,4,5-Tetrachlorobenzene	++++	++++	++++	++++	++++	++++	++++	++++	<-
152 Benzo(e)pyrene	++++	++++	++++	++++	++++	++++	++++	++++	<-
153 Chlorpyrifos	++++	++++	++++	++++	++++	++++	++++	++++	<-
154 Diazinon	++++	++++	++++	++++	++++	++++	++++	++++	<-
155 Kelthane	++++	++++	++++	++++	++++	++++	++++	++++	<-
156 Methyl Parathion	++++	++++	++++	++++	++++	++++	++++	++++	<-
157 Ethyl Parathion	++++	++++	++++	++++	++++	++++	++++	++++	<-
158 Ethion	++++	++++	++++	++++	++++	++++	++++	++++	<-
159 4-Nonylphenol	++++	++++	++++	++++	++++	++++	++++	++++	<-
160 Tetraethyl Tin	++++	++++	++++	++++	++++	++++	++++	++++	<-
161 1,2,3-Trichloronaphthalene	++++	++++	++++	++++	++++	++++	++++	++++	<-
162 1,2,3,4-Tetrachloronaphthalene	++++	++++	++++	++++	++++	++++	++++	++++	<-
163 1,2,3,5,8-Pentachloronaphthal	++++	++++	++++	++++	++++	++++	++++	++++	<-
164 1,2,3,4,6,7-Hexachloronaphtha	++++	++++	++++	++++	++++	++++	++++	++++	<-
165 1,2,3,4,5,6,7-Heptachloronaph	++++	++++	++++	++++	++++	++++	++++	++++	<-
166 Octachloronaphthalene	++++	++++	++++	++++	++++	++++	++++	++++	<-
167 2,2',4,4',5-Pentabromobipheny	++++	++++	++++	++++	++++	++++	++++	++++	<-

Analytical Resources, Inc.

INITIAL CALIBRATION DATA

Start Cal Date : 11-JUN-2009 10:27
 End Cal Date : 11-JUN-2009 14:21
 Quant Method : ISTD
 Origin : Disabled
 Target Version : 3.50
 Integrator : HP RTE
 Method file : /chem1/nt6.i/20090611.b/ddt.b/SW846.m
 Cal Date : 11-Jun-2009 16:21 jeff
 Curve Type : Average

Compound	1.000 Level 1	5.000 Level 2	10.000 Level 3	25.000 Level 4	40.000 Level 5	80.000 Level 6	RRF	% RSD
3 Phenol	2.26483	2.60958	2.55462	2.38487	2.31164	2.22337	2.39148	6.609
4 Bis(2-Chloroethyl)ether	1.84957	1.94500	1.86939	1.79277	1.70067	1.67383	1.80520	5.755
6 2-Chlorophenol	1.44644	1.63675	1.61950	1.48831	1.45451	1.41784	1.51056	6.220
7 1,3-Dichlorobenzene	1.68410	1.78101	1.70131	1.61602	1.55526	1.52968	1.64456	5.793
9 1,4-Dichlorobenzene	1.62523	1.76681	1.70564	1.63526	1.58167	1.56649	1.64685	4.637
11 Benzyl alcohol	1.01209	1.23222	1.15015	1.15926	1.08469	1.07883	1.11954	6.876
12 1,2-Dichlorobenzene	1.65546	1.72184	1.69655	1.56504	1.55043	1.51115	1.61674	5.330
13 2-Methylphenol	1.41840	1.69131	1.67647	1.58617	1.54235	1.48224	1.56616	6.857
14 2,2'-oxybis(1-Chloropropane)	2.17076	2.45748	2.30988	2.24813	2.15546	2.07602	2.23629	6.032
15 4-Methylphenol	1.45062	1.75836	1.68103	1.61725	1.57111	1.52673	1.60085	6.869
16 N-Nitroso-di-n-propylamine	1.48025	1.65184	1.53743	1.48985	1.41242	1.33583	1.48460	7.264
17 Hexachloroethane	0.70184	0.82303	0.80199	0.75822	0.75895	0.72355	0.76126	6.003
19 Nitrobenzene	0.64981	0.71770	0.68458	0.60876	0.60664	0.55810	0.63760	9.113
20 Isophorone	1.06924	1.17638	1.14440	1.03527	1.03418	0.93847	1.06632	8.019
21 2-Nitrophenol	++++	0.23498	0.23701	0.23055	0.23247	0.22631	0.23226	1.779
22 2,4-Dimethylphenol	0.47587	0.53302	0.54665	0.50189	0.51574	0.47708	0.50838	5.704
23 Bis(2-Chloroethoxy)methane	0.58669	0.63648	0.61290	0.58538	0.56761	0.53555	0.58743	5.967
24 Benzoic acid	++++	0.25997	0.30430	0.31969	0.35997	0.34452	0.31769	12.213
25 2,4-Dichlorophenol	0.25579	0.33238	0.35107	0.35290	0.35246	0.34166	0.33104	11.395
26 1,2,4-Trichlorobenzene	0.40100	0.42746	0.40992	0.39333	0.39974	0.38072	0.40203	3.925
28 Naphthalene	1.24487	1.28380	1.25651	1.14947	1.14268	1.05634	1.18895	7.330
29 4-Chloroaniline	0.46713	0.54734	0.52805	0.51584	0.52530	0.49179	0.51258	5.598
30 Hexachlorobutadiene	0.22875	0.23256	0.22963	0.22264	0.21704	0.21876	0.22490	2.816
31 4-Chloro-3-methylphenol	++++	0.41285	0.41938	0.42486	0.43982	0.39900	0.41918	3.589
32 2-Methylnaphthalene	0.65101	0.69969	0.67113	0.64070	0.63188	0.59161	0.64767	5.655
33 Hexachlorocyclopentadiene	++++	0.19986	0.25273	0.32639	0.38404	0.38462	0.30953	26.409
34 2,4,6-Trichlorophenol	++++	0.42178	0.43380	0.41368	0.44214	0.42245	0.42677	2.622
35 2,4,5-Trichlorophenol	++++	0.42156	0.43297	0.43144	0.45712	0.44409	0.43744	3.108
37 2-Chloronaphthalene	1.28762	1.43880	1.36016	1.31568	1.29752	1.28805	1.33131	4.451

Analytical Resources, Inc.

INITIAL CALIBRATION DATA

Start Cal Date : 11-JUN-2009 10:27
 End Cal Date : 11-JUN-2009 14:21
 Quant Method : ISTD
 Origin : Disabled
 Target Version : 3.50
 Integrator : HP RTE
 Method file : /chem1/nt6.i/20090611.b/ddt.b/SW846.m
 Cal Date : 11-Jun-2009 16:21 jeff
 Curve Type : Average

Compound	1.000 Level 1	5.000 Level 2	10.000 Level 3	25.000 Level 4	40.000 Level 5	80.000 Level 6	RRF	% RSD
38 2-Nitroaniline	++++	0.56808	0.55175	0.56754	0.55214	0.52918	0.55374	2.864
39 Dimethylphthalate	1.39064	1.60458	1.52486	1.41036	1.45278	1.37122	1.45908	6.154
40 Acenaphthylene	1.90932	2.17006	2.06162	1.99433	1.92194	1.86946	1.98779	5.656
41 2,6-Dinitrotoluene	++++	0.32289	0.31592	0.31310	0.32232	0.31182	0.31721	1.623
43 3-Nitroaniline	++++	0.36626	0.35864	0.35410	0.37529	0.35663	0.36218	2.380
44 Acenaphthene	1.26984	1.35859	1.32633	1.19443	1.21715	1.16080	1.25453	6.176
45 2,4-Dinitrophenol	++++	0.04491	0.08512	0.13090	0.17206	0.18431	0.12346	47.504 <- LIN
46 Dibenzofuran	1.81825	1.99098	1.86085	1.76523	1.77574	1.66478	1.81264	6.025
47 4-Nitrophenol	++++	0.20621	0.22542	0.23230	0.24937	0.24148	0.23096	7.162
48 2,4-Dinitrotoluene	++++	0.41792	0.41048	0.40223	0.42063	0.40554	0.41136	1.911
49 Fluorene	1.46233	1.60215	1.52899	1.44138	1.47773	1.38348	1.48268	5.083
50 Diethylphthalate	1.32990	1.41548	1.38188	1.30116	1.28600	1.25406	1.32808	4.581
51 4-Chlorophenyl-phenylether	0.75128	0.78709	0.75148	0.68457	0.72442	0.69185	0.73178	5.365
52 4-Nitroaniline	++++	0.32465	0.33053	0.30456	0.33245	0.31702	0.32184	3.535
53 4,6-Dinitro-2-methylphenol	++++	0.11824	0.14204	0.15668	0.16741	0.16869	0.15061	13.958
54 N-Nitrosodiphenylamine	0.61207	0.67395	0.65596	0.62004	0.59327	0.58866	0.62399	5.490
56 4-Bromophenyl-phenylether	0.23076	0.27241	0.26217	0.26182	0.24593	0.25302	0.25435	5.757
57 Hexachlorobenzene	0.25658	0.27836	0.26135	0.26107	0.24530	0.25493	0.25960	4.194
58 Pentachlorophenol	++++	0.09507	0.10596	0.12153	0.12972	0.14048	0.11855	15.349
60 Phenanthrene	1.29461	1.37974	1.34095	1.25617	1.19756	1.14763	1.26944	6.876
61 Anthracene	1.32632	1.38290	1.35599	1.27409	1.21986	1.16260	1.28696	6.561
62 Carbazole	1.05963	1.13501	1.11187	1.06968	0.97766	0.99158	1.05757	5.956
63 Di-n-butylphthalate	1.18967	1.39243	1.34475	1.31905	1.19802	1.14789	1.26530	7.855
64 Fluoranthene	1.25054	1.44795	1.38415	1.30825	1.21593	1.16936	1.29603	8.131
65 Pyrene	1.61184	1.81914	1.70654	1.76719	1.61312	1.42343	1.65688	8.510
67 Butylbenzylphthalate	0.62359	0.71846	0.70512	0.71459	0.65820	0.59485	0.66913	7.768
68 Benzo(a)anthracene	1.45108	1.55940	1.54079	1.52861	1.40216	1.37483	1.47614	5.267
70 3,3'-Dichlorobenzidine	++++	0.59658	0.56293	0.50876	0.51829	0.51915	0.54114	6.916
71 Chrysene	1.44393	1.48202	1.44585	1.44470	1.31892	1.34508	1.41342	4.614

Analytical Resources, Inc.

INITIAL CALIBRATION DATA

Start Cal Date : 11-JUN-2009 10:27
 End Cal Date : 11-JUN-2009 14:21
 Quant Method : ISTD
 Origin : Disabled
 Target Version : 3.50
 Integrator : HP RTE
 Method file : /chem1/nt6.i/20090611.b/ddt.b/SW846.m
 Cal Date : 11-Jun-2009 16:21 jeff
 Curve Type : Average

Compound	1.000 Level 1	5.000 Level 2	10.000 Level 3	25.000 Level 4	40.000 Level 5	80.000 Level 6	RRF	% RSD
72 bis(2-Ethylhexyl)phthalate	0.55896	0.69066	0.65914	0.65536	0.61360	0.54410	0.62030	9.483
73 Di-n-octylphthalate	1.14250	1.17928	1.13410	1.07631	0.99978	0.93644	1.07807	8.675
74 Benzo(b)fluoranthene	1.32192	1.41005	1.58483	1.49536	1.54630	1.33743	1.44932	7.570
75 Benzo(k)fluoranthene	1.54122	1.79224	1.47115	1.40575	1.34129	1.38000	1.48861	11.064
76 Benzo(a)pyrene	1.26499	1.38637	1.35515	1.29671	1.32012	1.24846	1.31197	4.024
78 Indeno(1,2,3-cd)pyrene	1.65372	1.79411	1.72810	1.75205	1.74862	1.81707	1.74895	3.254
79 Dibenzo(a,h)anthracene	1.19637	1.39081	1.36680	1.30329	1.34087	1.36868	1.32780	5.348
80 Benzo(g,h,i)perylene	1.42216	1.57672	1.55478	1.54367	1.52109	1.55257	1.52850	3.606
90 N-Nitrosodimethylamine	++++	1.37190	1.32666	1.28220	1.19223	1.16260	1.26712	6.979
91 Aniline	++++	3.35775	3.13972	3.03275	2.86128	2.77415	3.03313	7.614
92 1,2-Diphenylhydrazine	++++	++++	++++	++++	++++	++++	++++	++++ <-
93 Benzidine	++++	0.86195	0.82756	0.75814	0.70888	0.63973	0.75925	11.787
96 p-Cymene	++++	++++	++++	++++	++++	++++	++++	++++ <-
97 Caffeine	++++	++++	++++	++++	++++	++++	++++	++++ <-
98 Retene	0.51186	0.57072	0.56104	0.56229	0.55304	0.47780	0.53946	6.792
99 Perylene	++++	++++	++++	++++	++++	++++	++++	++++ <-
100 3-beta-Coprostanol	++++	++++	++++	++++	++++	++++	++++	++++ <-
101 Cholesterol	++++	++++	++++	++++	++++	++++	++++	++++ <-
102 beta-Sitosterol	++++	++++	++++	++++	++++	++++	++++	++++ <-
103 Pyridine	++++	2.26566	2.22845	2.20777	2.11114	2.05478	2.17356	4.029
\$ 1 2-Fluorophenol	++++	1.78319	1.70073	1.64185	1.58913	1.52948	1.64888	5.958
\$ 137 d8-1,4-Dioxane	++++	0.92733	0.86673	0.96469	0.88036	0.91070	0.90996	4.271
\$ 2 Phenol-d5	2.05044	2.48538	2.24216	2.24535	2.17239	2.08966	2.21423	6.978
\$ 5 2-Chlorophenol-d4	++++	1.39455	1.36799	1.33726	1.33540	1.31116	1.34927	2.399
\$ 10 1,2-Dichlorobenzene-d4	0.97908	1.05536	0.98901	0.98763	0.98872	0.97561	0.99590	2.978
\$ 18 Nitrobenzene-d5	++++	0.68277	0.64060	0.59143	0.60149	0.55487	0.61423	7.975
\$ 36 2-Fluorobiphenyl	++++	1.62832	1.51971	1.45494	1.41622	1.40859	1.48556	6.134
\$ 55 2,4,6-Tribromophenol	++++	0.19088	0.17964	0.18043	0.20306	0.19948	0.19070	5.608

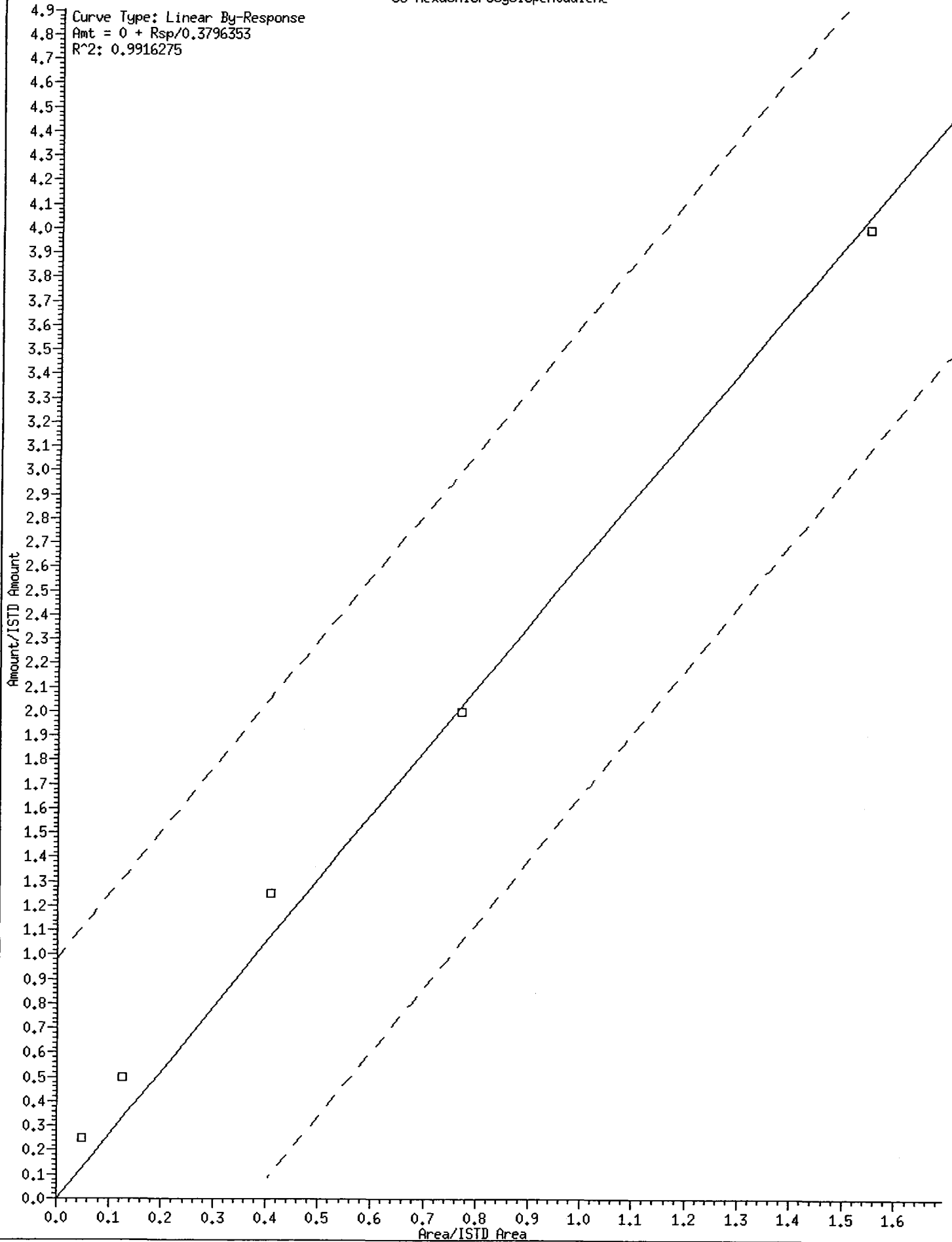
Analytical Resources, Inc.

INITIAL CALIBRATION DATA

Start Cal Date : 11-JUN-2009 10:27
 End Cal Date : 11-JUN-2009 14:21
 Quant Method : ISTD
 Origin : Disabled
 Target Version : 3.50
 Integrator : HP RTE
 Method file : /chem1/nt6.i/20090611.b/ddt.b/SW846.m
 Cal Date : 11-Jun-2009 16:21 jeff
 Curve Type : Average

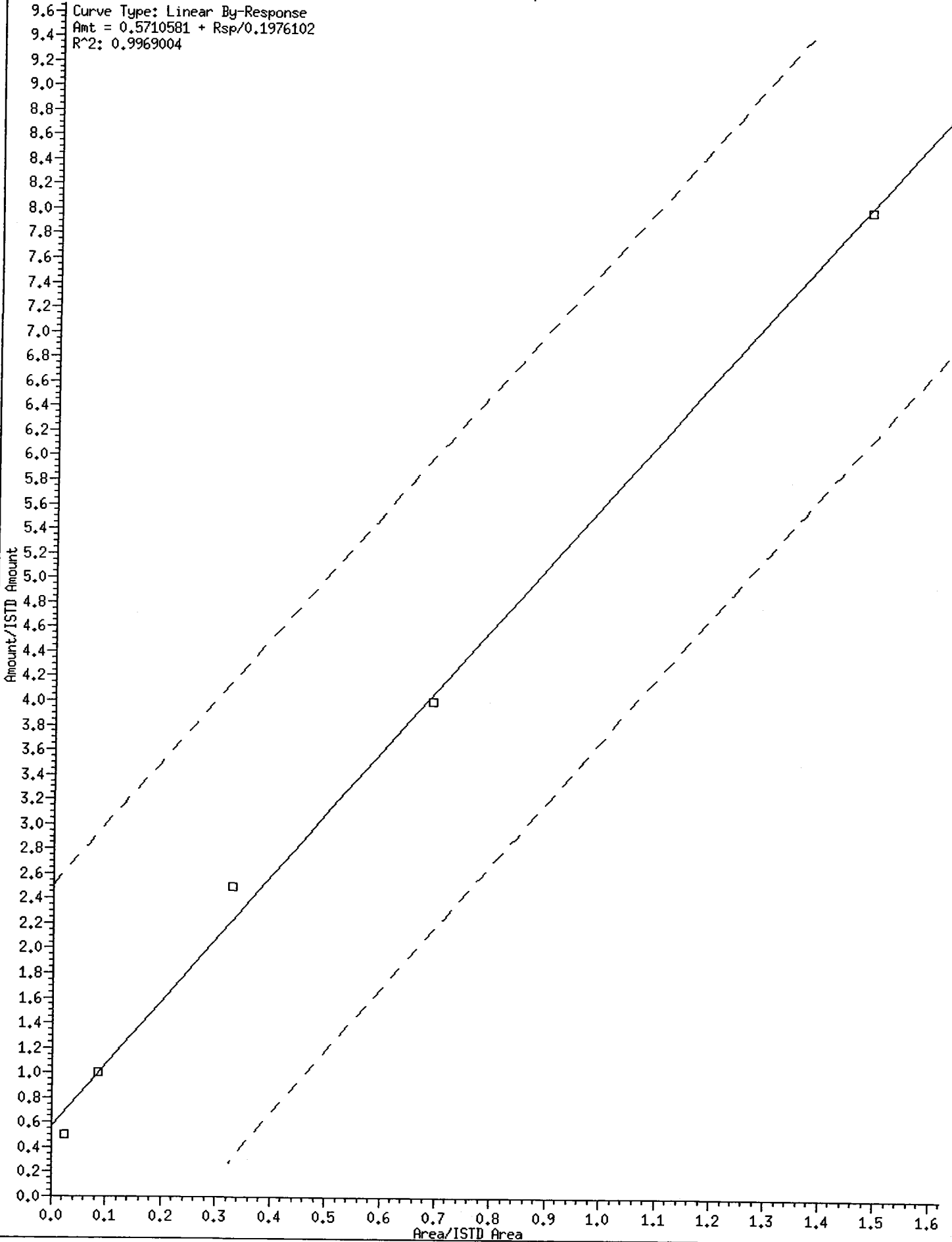
Compound	1.000 Level 1	5.000 Level 2	10.000 Level 3	25.000 Level 4	40.000 Level 5	80.000 Level 6	RRF	% RSD
\$ 66 Terphenyl-d14	+++++	1.14228	1.07107	1.10058	1.08136	0.94583	1.06822	6.894
\$ 85 p-Cresol-d4	+++++	+++++	+++++	+++++	+++++	+++++	+++++	+++++ <-
\$ 86 Anthracene-d10	+++++	+++++	+++++	+++++	+++++	+++++	+++++	+++++ <-
\$ 87 Fluoranthene-d10	+++++	+++++	+++++	+++++	+++++	+++++	+++++	+++++ <-
\$ 88 Dibenz(a,h)anthracene-d14	+++++	+++++	+++++	+++++	+++++	+++++	+++++	+++++ <-
\$ 89 Diphenyl-d10	+++++	+++++	+++++	+++++	+++++	+++++	+++++	+++++ <-
\$ 95 D10-1-methylnaphthalene	+++++	+++++	+++++	+++++	+++++	+++++	+++++	+++++ <-

33 Hexachlorocyclopentadiene



45 2,4-Dinitrophenol

Curve Type: Linear By-Response
Amt = 0.5710581 + Rsp/0.1976102
R²: 0.9969004



Analytical Resources, Inc.
INITIAL CALIBRATION DATA

Start Cal Date : 11-JUN-2009 10:27
 End Cal Date : 11-JUN-2009 14:21
 Quant Method : ISTD
 Origin : Force
 Target Version : 3.50
 Integrator : HP RTE
 Method file : /chem1/nt6.i/20090611.b/SW846.m
 Cal Date : 11-Jun-2009 16:21 jeff

Calibration File Names:

Level 1: /chem1/nt6.i/20090611.b/0010611a.d
 Level 2: /chem1/nt6.i/20090611.b/0050611a.d
 Level 3: /chem1/nt6.i/20090611.b/0100611.d
 Level 4: /chem1/nt6.i/20090611.b/0250611.d
 Level 5: /chem1/nt6.i/20090611.b/0400611.d
 Level 6: /chem1/nt6.i/20090611.b/0800611.d

Compound	Level						Coefficients			%RSD or R^2
	1	5	10	25	40	80	b	m1	m2	
186 Carbaryl	++++	++++	++++	++++	++++	++++	AVRG	0.000e+00		0.000e+00 <
179 n-Decane	1.93648	2.02034	1.93691	1.81518	1.73957	1.70040	AVRG	1.85815		6.78336
180 n-Octadecane	0.63447	0.69900	0.68249	0.65372	0.61449	0.58443	AVRG	0.64476		6.61940
169 4-tert-Butylphenol	++++	++++	++++	++++	++++	++++	AVRG	0.000e+00		0.000e+00 <
170 N,N-Dimethylaniline	++++	++++	++++	++++	++++	++++	AVRG	0.000e+00		0.000e+00 <
171 2,3-Dimethylaniline	++++	++++	++++	++++	++++	++++	AVRG	0.000e+00		0.000e+00 <
172 2,4-Dimethylaniline	++++	++++	++++	++++	++++	++++	AVRG	0.000e+00		0.000e+00 <
173 2,5-Dimethylaniline	++++	++++	++++	++++	++++	++++	AVRG	0.000e+00		0.000e+00 <
174 2,6-Dimethylaniline	++++	++++	++++	++++	++++	++++	AVRG	0.000e+00		0.000e+00 <
175 3,4-Dimethylaniline	++++	++++	++++	++++	++++	++++	AVRG	0.000e+00		0.000e+00 <
176 3,5-Dimethylaniline	++++	++++	++++	++++	++++	++++	AVRG	0.000e+00		0.000e+00 <
177 p-Benzoquinone	++++	++++	++++	++++	++++	++++	AVRG	0.000e+00		0.000e+00 <
168 Pentachlorobenzene	0.54637	0.57565	0.53806	0.50207	0.51901	0.50261	AVRG	0.53063		5.37353
145 4,4'-DDE	++++	++++	++++	++++	++++	++++	AVRG	0.000e+00		0.000e+00 <

00035 00036

Analytical Resources, Inc.

INITIAL CALIBRATION DATA

Start Cal Date : 11-JUN-2009 10:27
 End Cal Date : 11-JUN-2009 14:21
 Quant Method : ISTD
 Origin : Force
 Target Version : 3.50
 Integrator : HP RTE
 Method file : /chem1/nt6.i/20090611.b/SW846.m
 Cal Date : 11-Jun-2009 16:21 jeff

Compound	Level										Coefficients		%RSD or R^2
	1	5	10	25	40	80	Curve	b	m1	m2			
146 4,4'-DDD	++++	++++	++++	++++	++++	++++	AVRG		0.000e+00		0.000e+00	<	
147 4,4'-DDT	++++	++++	++++	++++	++++	++++	AVRG		0.000e+00		0.000e+00	<	
148 Dieldrin	++++	++++	++++	++++	++++	++++	AVRG		0.000e+00		0.000e+00	<	
149 TCWX	++++	++++	++++	++++	++++	++++	AVRG		0.000e+00		0.000e+00	<	
150 DCPB	++++	++++	++++	++++	++++	++++	AVRG		0.000e+00		0.000e+00	<	
138 Chlorobenzilate	++++	++++	++++	++++	++++	++++	AVRG		0.000e+00		0.000e+00	<	
139 Isodrin	++++	++++	++++	++++	++++	++++	AVRG		0.000e+00		0.000e+00	<	
140 Diallate A	++++	++++	++++	++++	++++	++++	AVRG		0.000e+00		0.000e+00	<	
141 Diallate B	++++	++++	++++	++++	++++	++++	AVRG		0.000e+00		0.000e+00	<	
142 1,2-Dibromo-3-Chloropropane	++++	++++	++++	++++	++++	++++	AVRG		0.000e+00		0.000e+00	<	
135 2,3,5,6-Tetrachlorophenol	++++	++++	++++	++++	++++	++++	AVRG		0.000e+00		0.000e+00	<	
136 2,3,4,5-tetrachlorophenol	++++	++++	++++	++++	++++	++++	AVRG		0.000e+00		0.000e+00	<	
133 Butylatedhydroxytoluene	1.18630	1.23671	1.19275	1.13261	1.09394	1.07877	AVRG		0.000e+00	1.15351	5.35942	<	
132 3,6-Dimethylphenanthrene	++++	++++	++++	++++	++++	++++	AVRG		0.000e+00		0.000e+00	<	
131 1-Methylphenanthrene	++++	++++	++++	++++	++++	++++	AVRG		0.000e+00		0.000e+00	<	
130 Dibenzothiophene	++++	++++	++++	++++	++++	++++	AVRG		0.000e+00		0.000e+00	<	
129 1-Methylfluorene	++++	++++	++++	++++	++++	++++	AVRG		0.000e+00		0.000e+00	<	
128 N-Hexadecane	++++	++++	++++	++++	++++	++++	AVRG		0.000e+00		0.000e+00	<	
127 2-Isopropylinaphthalene	++++	++++	++++	++++	++++	++++	AVRG		0.000e+00		0.000e+00	<	
126 N-Tetradecane	++++	++++	++++	++++	++++	++++	AVRG		0.000e+00		0.000e+00	<	
144 alpha-Terpineol	0.35631	0.38680	0.37345	0.35734	0.35653	0.32786	AVRG		0.000e+00	0.35971	5.50991	<	
125 Saffrole	++++	++++	++++	++++	++++	++++	AVRG		0.000e+00		0.000e+00	<	

Analytical Resources, Inc.
INITIAL CALIBRATION DATA

Start Cal Date : 11-JUN-2009 10:27
 End Cal Date : 11-JUN-2009 14:21
 Quant Method : ISTD
 Origin : Force
 Target Version : 3.50
 Integrator : HP RTE
 Method file : /chem1/nt6.i/20090611.b/SW846.m
 Cal Date : 11-Jun-2009 16:21 jeff

Compound	1	5	10	25	40	80	Curve	b	Coefficients		%RSD
	Level 1	Level 2	Level 3	Level 4	Level 5	Level 6			m1	m2	or R^2
124 3,4-Dimethylphenol	++++	++++	++++	++++	++++	++++	AVRG		0.000e+00		0.000e+00 <-
123 Acetophenone	2.14252	2.45076	2.32833	2.15112	2.09332	1.96048	AVRG		2.18776		7.99308
122 Furfuraldehyde	++++	++++	++++	++++	++++	++++	AVRG		0.000e+00		0.000e+00 <-
143 1,4-Dioxane	0.83927	0.89623	0.86543	0.86821	0.78994	0.86418	AVRG		0.85388		4.23549
121 Quinoline	++++	++++	++++	++++	++++	++++	AVRG		0.000e+00		0.000e+00 <-
120 2,3,4,6-Tetrachlorophenol	++++	++++	++++	++++	++++	++++	AVRG		0.000e+00		0.000e+00 <-
178 2-Benzyl-4-Chlorophenol	++++	++++	++++	++++	++++	++++	AVRG		0.000e+00		0.000e+00 <-
119 7,12-Dimethylbenz(a)anthracen	++++	++++	++++	++++	++++	++++	AVRG		0.000e+00		0.000e+00 <-
118 Triphenyl Phosphate	0.22409	0.23922	0.23167	0.22604	0.22042	0.20321	AVRG		0.22411		5.42665
117 Butyl Diphenyl Phosphate	0.29348	0.39306	0.36139	0.38486	0.35012	0.31416	AVRG		0.34951		11.21034
116 Dibutyl Phenyl Phosphate	0.5840	0.66353	0.64744	0.64715	0.60990	0.60415	AVRG		0.62176		6.23487
115 Tributyl Phosphate	1.15650	1.31263	1.26356	1.23512	1.12969	1.07756	AVRG		1.19585		7.44978
114 Beta-Finene	++++	++++	++++	++++	++++	++++	AVRG		0.000e+00		0.000e+00 <-
113 Diphenyl Oxide	++++	0.95514	0.91628	0.89265	0.88559	0.87004	AVRG		0.90394		3.66379
112 Biphenyl	++++	1.98994	1.85741	1.77575	1.71055	1.64707	AVRG		1.79614		7.43186
111 Azobenzene (1,2-DP-Hydrazine)	2.04425	2.35569	2.24262	2.11099	2.08831	1.91067	AVRG		2.12542		7.32069
110 Tetrachloroguaiacol	++++	++++	++++	++++	++++	++++	AVRG		0.000e+00		0.000e+00 <-
109 3,4,5-Trichloroguaiacol	++++	++++	++++	++++	++++	++++	AVRG		0.000e+00		0.000e+00 <-
181 3,4,6-Trichloroguaiacol	++++	++++	++++	++++	++++	++++	AVRG		0.000e+00		0.000e+00 <-
108 4,5,6-Trichloroguaiacol	++++	++++	++++	++++	++++	++++	AVRG		0.000e+00		0.000e+00 <-
184 3,4-Dichloroguaiacol	++++	++++	++++	++++	++++	++++	AVRG		0.000e+00		0.000e+00 <-
1107 4,5-Dichloroguaiacol	++++	++++	++++	++++	++++	++++	AVRG		0.000e+00		0.000e+00 <-

PP05 00338

Analytical Resources, Inc.

INITIAL CALIBRATION DATA

Start Cal Date : 11-JUN-2009 10:27
 End Cal Date : 11-JUN-2009 14:21
 Quant Method : ISTD
 Origin : Force
 Target Version : 3.50
 Integrator : HP RTE
 Method file : /chem1/nt6.i/20090611.b/SW846.m
 Cal Date : 11-Jun-2009 16:21 jeff

Compound	1 Level 1	5 Level 2	10 Level 3	25 Level 4	40 Level 5	80 Level 6	Curve	b	Coefficients ml	m2	%RSD or R ²
182 4,6-Dichloroguaiacol	++++	++++	++++	++++	++++	++++	AVRG		0.000e+00		0.000e+00 <
185 4-Chloroguaiacol	++++	++++	++++	++++	++++	++++	AVRG		0.000e+00		0.000e+00 <
106 Guaiacol	++++	++++	++++	++++	++++	++++	AVRG		0.000e+00		0.000e+00 <
105 1-methylnaphthalene	0.62132	0.67609	0.64493	0.60641	0.60656	0.56618	AVRG		0.62025		6.04599
151 1,2,4,5-Tetrachlorobenzene	++++	++++	++++	++++	++++	++++	AVRG		0.000e+00		0.000e+00 <
152 Benzo(e)pyrene	++++	++++	++++	++++	++++	++++	AVRG		0.000e+00		0.000e+00 <
153 Chlorpyrifos	++++	++++	++++	++++	++++	++++	AVRG		0.000e+00		0.000e+00 <
154 Diazinon	++++	++++	++++	++++	++++	++++	AVRG		0.000e+00		0.000e+00 <
155 Kelthane	++++	++++	++++	++++	++++	++++	AVRG		0.000e+00		0.000e+00 <
156 Methyl Parathion	++++	++++	++++	++++	++++	++++	AVRG		0.000e+00		0.000e+00 <
157 Ethyl Parathion	++++	++++	++++	++++	++++	++++	AVRG		0.000e+00		0.000e+00 <
158 Ethion	++++	++++	++++	++++	++++	++++	AVRG		0.000e+00		0.000e+00 <
159 4-Nonylphenol	++++	++++	++++	++++	++++	++++	AVRG		0.000e+00		0.000e+00 <
160 Tetraethyl Tin	++++	++++	++++	++++	++++	++++	AVRG		0.000e+00		0.000e+00 <
161 1,2,3-Trichloronaphthalene	++++	++++	++++	++++	++++	++++	AVRG		0.000e+00		0.000e+00 <
162 1,2,3,4-Tetrachloronaphthalene	++++	++++	++++	++++	++++	++++	AVRG		0.000e+00		0.000e+00 <
163 1,2,3,5,8-Pentachloronaphthal	++++	++++	++++	++++	++++	++++	AVRG		0.000e+00		0.000e+00 <
164 1,2,3,4,6,7-Hexachloronaphtha	++++	++++	++++	++++	++++	++++	AVRG		0.000e+00		0.000e+00 <
165 1,2,3,4,5,6,7-Heptachloronaph	++++	++++	++++	++++	++++	++++	AVRG		0.000e+00		0.000e+00 <
166 Octachloronaphthalene	++++	++++	++++	++++	++++	++++	AVRG		0.000e+00		0.000e+00 <
167 2,2',4,4',5-Pentabromobiphenyl	++++	++++	++++	++++	++++	++++	AVRG		0.000e+00		0.000e+00 <
3 Phenol	2.26483	2.60958	2.55462	2.38487	2.31164	2.22337	AVRG		2.39148		6.60890

000339

Analytical Resources, Inc.

INITIAL CALIBRATION DATA

Start Cal Date : 11-JUN-2009 10:27
 End Cal Date : 11-JUN-2009 14:21
 Quant Method : ISTD
 Origin : Force
 Target Version : 3.50
 Integrator : HP RTE
 Method file : /chem1/nt6.i/20090611.b/SW846.m
 Cal Date : 11-Jun-2009 16:21 jeff

Compound	Level 1	Level 2	Level 3	Level 4	Level 5	Level 6	Curve	b	Coefficients		or R ²
									ml	m2	
4 Bis(2-Chloroethyl)ether	1.84957	1.94500	1.86939	1.79277	1.70067	1.67383	AVRG		1.80520		5.75540
6 2-Chlorophenol	1.44644	1.63675	1.61950	1.48831	1.45451	1.41784	AVRG		1.51056		6.21985
7 1,3-Dichlorobenzene	1.68410	1.78101	1.70131	1.61602	1.55526	1.52968	AVRG		1.64456		5.79349
9 1,4-Dichlorobenzene	1.62523	1.76681	1.70564	1.63526	1.58167	1.56649	AVRG		1.64685		4.63677
11 Benzyl alcohol	1.01209	1.23222	1.15015	1.15926	1.08469	1.07883	AVRG		1.11954		6.87603
12 1,2-Dichlorobenzene	1.65546	1.72184	1.69655	1.56504	1.55043	1.51115	AVRG		1.61674		5.33042
13 2-Methylphenol	1.41840	1.69131	1.67647	1.58617	1.54235	1.48224	AVRG		1.56616		6.85750
14 2,2'-oxybis(1-Chloropropane)	2.17076	2.45748	2.30988	2.24813	2.15546	2.07602	AVRG		2.23629		6.03246
15 4-Methylphenol	1.45062	1.75836	1.68103	1.61725	1.57111	1.52673	AVRG		1.60085		6.86878
16 N-Nitroso-di-n-propylamine	1.48025	1.65184	1.53743	1.48985	1.41242	1.33583	AVRG		1.48460		7.26396
17 Hexachloroethane	0.70184	0.82303	0.80199	0.75822	0.75895	0.72355	AVRG		0.76126		6.00287
19 Nitrobenzene	0.64981	0.71770	0.68458	0.60876	0.60664	0.55810	AVRG		0.63760		9.11344
20 Isophorone	1.06924	1.17638	1.14440	1.03527	1.03418	0.93847	AVRG		1.06632		8.01924
21 2-Nitrophenol	++++	0.23498	0.23701	0.23055	0.23247	0.22631	AVRG		0.23226		1.77936
22 2,4-Dimethylphenol	0.47587	0.53302	0.54665	0.50189	0.51574	0.47708	AVRG		0.50838		5.70422
23 Bis(2-Chloroethoxy)methane	0.58669	0.63648	0.61290	0.58538	0.56761	0.53555	AVRG		0.58743		5.96750
24 Benzoic acid	++++	0.25997	0.30430	0.31969	0.35997	0.34452	AVRG		0.31769		12.21253
25 2,4-Dichlorophenol	0.25579	0.33238	0.35107	0.35290	0.35246	0.34166	AVRG		0.33104		11.39491
26 1,2,4-Trichlorobenzene	0.40100	0.42746	0.40992	0.39333	0.39974	0.38072	AVRG		0.40203		3.92462
28 Naphthalene	1.24487	1.28380	1.25651	1.14947	1.14268	1.05634	AVRG		1.18895		7.32986
29 4-Chloroaniline	0.46713	0.54734	0.52805	0.51584	0.52530	0.49179	AVRG		0.51258		5.59849
30 Hexachlorobutadiene	0.22875	0.23256	0.22963	0.22264	0.21704	0.21876	AVRG		0.22490		2.81583

7505 00340

Analytical Resources, Inc.

INITIAL CALIBRATION DATA

Start Cal Date : 11-JUN-2009 10:27
 End Cal Date : 11-JUN-2009 14:21
 Quant Method : ISTD
 Origin : Force
 Target Version : 3.50
 Integrator : HP RTE
 Method file : /chem1/nt6.i/20090611.b/SW846.m
 Cal Date : 11-Jun-2009 16:21 jeff

Compound	Level										Coefficients		RSD or R ²
	1	5	10	25	40	80	Curve	b	ml	m2			
31 4-Chloro-3-methylphenol	++++	0.41285	0.41938	0.42486	0.43982	0.39900	AVRG		0.41918		3.58897		
32 2-Methylnaphthalene	0.65101	0.69969	0.67113	0.64070	0.63188	0.59161	AVRG		0.64767		5.65514		
33 Hexachlorocyclopentadiene	++++	9060	22217	88728	207087	325812	LINR	0.000e+00	0.37964		0.99163		
34 2,4,6-Trichlorophenol	++++	0.42178	0.43380	0.41368	0.44214	0.42245	AVRG		0.42677		2.62154		
35 2,4,5-Trichlorophenol	++++	0.42156	0.43297	0.43144	0.45712	0.44409	AVRG		0.43744		3.10829		
37 2-Chloronaphthalene	1.28762	1.43880	1.36016	1.31568	1.29752	1.28805	AVRG		1.33131		4.45061		
38 2-Nitroaniline	++++	0.56808	0.55175	0.56754	0.55214	0.52918	AVRG		0.55374		2.86392		
39 Dimethylphthalate	1.39064	1.60458	1.52486	1.41036	1.45278	1.37122	AVRG		1.45908		6.15402		
40 Acenaphthylene	1.90932	2.17006	2.06162	1.99433	1.92194	1.86946	AVRG		1.98779		5.65647		
41 2,6-Dinitrotoluene	++++	0.32289	0.31592	0.31310	0.32232	0.31182	AVRG		0.31721		1.62268		
43 3-Nitroaniline	++++	0.36626	0.35864	0.35410	0.37529	0.35663	AVRG		0.36218		2.38009		
44 Acenaphthene	1.26984	1.35859	1.32633	1.19443	1.21715	1.16080	AVRG		1.25453		6.17570		
45 2,4-Dinitrophenol	++++	4072	14966	71172	185554	312259	LINR	0.57106	0.19761		0.99690		
46 Dibenzofuran	1.81825	1.99098	1.86085	1.76523	1.77574	1.66478	AVRG		1.81264		6.02476		
47 4-Nitrophenol	++++	0.20621	0.22542	0.23230	0.24937	0.24148	AVRG		0.23096		7.16157		
48 2,4-Dinitrotoluene	++++	0.41792	0.41048	0.40223	0.42063	0.40554	AVRG		0.41136		1.91102		
49 Fluorene	1.46233	1.60215	1.52899	1.44138	1.47773	1.38348	AVRG		1.48268		5.08338		
50 Diethylphthalate	1.32990	1.41548	1.38188	1.30116	1.28600	1.25406	AVRG		1.32808		4.58142		
51 4-Chlorophenyl-phenylether	0.75128	0.78709	0.75148	0.68457	0.72442	0.69185	AVRG		0.73178		5.36451		
52 4-Nitroaniline	++++	0.32465	0.33053	0.30456	0.33245	0.31702	AVRG		0.32184		3.53536		
53 4,6-Dinitro-2-methylphenol	++++	0.11824	0.14204	0.15668	0.16741	0.16869	AVRG		0.15061		13.95785		
54 N-Nitrosodiphenylamine	0.61207	0.67395	0.65596	0.62004	0.59327	0.58866	AVRG		0.62399		5.48977		

70095 00341

Analytical Resources, Inc.

INITIAL CALIBRATION DATA

Start Cal Date : 11-JUN-2009 10:27
 End Cal Date : 11-JUN-2009 14:21
 Quant Method : ISTD
 Origin : Force
 Target Version : 3.50
 Integrator : HP RTE
 Method file : /chem1/nt6.i/20090611.b/SW846.m
 Cal Date : 11-Jun-2009 16:21 jeff

Compound	1	5	10	25	40	80	Curve	b	ml	m2	%RSD or R^2
56 4-Bromophenyl-phenylether	0.23076	0.27241	0.26217	0.26182	0.24593	0.25302	AVRG		0.25435		5.75668
57 Hexachlorobenzene	0.25658	0.27836	0.26135	0.26107	0.24530	0.25493	AVRG		0.25960		4.19442
58 Pentachlorophenol	++++	0.09507	0.10596	0.12153	0.12972	0.14048	AVRG		0.11855		15.34911
60 Phenanthrene	1.29461	1.37974	1.34095	1.25617	1.19756	1.14763	AVRG		1.26944		6.87591
61 Anthracene	1.32632	1.38290	1.35599	1.27409	1.21986	1.16260	AVRG		1.28696		6.56129
62 Carbazole	1.05963	1.13501	1.11187	1.06968	0.97766	0.99158	AVRG		1.05757		5.95574
63 Di-n-butylphthalate	1.18967	1.39243	1.34475	1.31905	1.19802	1.14789	AVRG		1.26530		7.85536
64 Fluoranthene	1.25054	1.44795	1.38415	1.30825	1.21593	1.16936	AVRG		1.29603		8.13095
65 Pyrene	1.61184	1.81914	1.70654	1.76719	1.61312	1.42343	AVRG		1.65688		8.51005
67 Butylbenzylphthalate	0.62359	0.71846	0.70512	0.71459	0.65820	0.59485	AVRG		0.66913		7.76777
68 Benzo(a)anthracene	1.45108	1.55940	1.54079	1.52861	1.40216	1.37483	AVRG		1.47614		5.26744
70 3,3'-Dichlorobenzidine	++++	0.59658	0.56293	0.50876	0.51829	0.51915	AVRG		0.54114		6.91624
71 Chrysene	1.44393	1.48202	1.44585	1.44470	1.31892	1.34508	AVRG		1.41342		4.61433
72 bis(2-Ethylhexyl)phthalate	0.55896	0.69066	0.65914	0.65536	0.61360	0.54410	AVRG		0.62030		9.48341
73 Di-n-octylphthalate	1.14250	1.17928	1.13410	1.07631	0.99978	0.93644	AVRG		1.07807		8.67457
74 Benzo(b)fluoranthene	1.32192	1.41005	1.58483	1.49536	1.54630	1.33743	AVRG		1.44932		7.56981
75 Benzo(k)fluoranthene	1.54122	1.79224	1.47115	1.40575	1.34129	1.38000	AVRG		1.48861		11.06427
76 Benzo(a)pyrene	1.26499	1.38637	1.35515	1.29671	1.32012	1.24846	AVRG		1.31197		4.02449
78 Indeno(1,2,3-cd)pyrene	1.65372	1.79411	1.72810	1.75205	1.74862	1.81707	AVRG		1.74895		3.25401
79 Dibenzo(a,h)anthracene	1.19637	1.39081	1.36680	1.30329	1.34087	1.36868	AVRG		1.32780		5.34751
80 Benzo(g,h,i)perylene	1.42216	1.57672	1.55478	1.54367	1.52109	1.55257	AVRG		1.52850		3.60583
90 N-Nitrosodimethylamine	++++	1.37190	1.32666	1.28220	1.19223	1.16260	AVRG		1.26712		6.97939

PD095 00342

Analytical Resources, Inc.

INITIAL CALIBRATION DATA

Start Cal Date : 11-JUN-2009 10:27
 End Cal Date : 11-JUN-2009 14:21
 Quant Method : ISTD
 Origin : Force
 Target Version : 3.50
 Integrator : HP RTE
 Method file : /chem1/nt6.i/20090611.b/SW846.m
 Cal Date : 11-Jun-2009 16:21 jeff

Compound	1	5	10	25	40	80	Curve	b	ml	m2	%RSD or R ²
	Level 1	Level 2	Level 3	Level 4	Level 5	Level 6					
91 Aniline	++++	3.35775	3.13972	3.03275	2.86128	2.77415	AVRG		3.03313		7.61404
92 1,2-Diphenylhydrazine	++++	++++	++++	++++	++++	++++	AVRG		0.000e+00		0.000e+00 <-
93 Benzidine	++++	0.86195	0.82756	0.75814	0.70888	0.63973	AVRG		0.75925		11.78688
96 p-Cymene	++++	++++	++++	++++	++++	++++	AVRG		0.000e+00		0.000e+00 <-
97 Caffeine	++++	++++	++++	++++	++++	++++	AVRG		0.000e+00		0.000e+00 <-
98 Retene	0.51186	0.57072	0.56104	0.56229	0.55304	0.47780	AVRG		0.53946		6.79232
99 Perylene	++++	++++	++++	++++	++++	++++	AVRG		0.000e+00		0.000e+00 <-
100 3-beta-Coprostanol	++++	++++	++++	++++	++++	++++	AVRG		0.000e+00		0.000e+00 <-
101 Cholesterol	++++	++++	++++	++++	++++	++++	AVRG		0.000e+00		0.000e+00 <-
102 beta-Sitosterol	++++	++++	++++	++++	++++	++++	AVRG		0.000e+00		0.000e+00 <-
103 Pyridine	++++	2.26566	2.22845	2.20777	2.11114	2.05478	AVRG		2.17356		4.02875
\$ 1 2-Fluorophenol	++++	1.78319	1.70073	1.64185	1.58913	1.52948	AVRG		1.64888		5.95799
\$ 137 d8-1,4-Dioxane	++++	0.92733	0.86673	0.96469	0.88036	0.91070	AVRG		0.90996		4.27134
\$ 2 Phenol-d5	2.05044	2.48538	2.24216	2.24535	2.17239	2.08966	AVRG		2.21423		6.97809
\$ 5 2-Chlorophenol-d4	++++	1.39455	1.36799	1.33726	1.33540	1.31116	AVRG		1.34927		2.39854
\$ 10 1,2-Dichlorobenzene-d4	0.97908	1.05536	0.98901	0.98763	0.98872	0.97561	AVRG		0.99590		2.97800
18 Nitrobenzene-d5	++++	0.68277	0.64060	0.59143	0.60149	0.55487	AVRG		0.61423		7.97518
36 2-Fluorobiphenyl	++++	1.62832	1.51971	1.45494	1.41622	1.40859	AVRG		1.48556		6.13401
55 2,4,6-Tribromophenol	++++	0.19088	0.17964	0.18043	0.20306	0.19948	AVRG		0.19070		5.60780
66 Terphenyl-d14	++++	1.14228	1.07107	1.10058	1.08136	0.94583	AVRG		1.06822		6.89379
85 p-Cresol-d4	++++	++++	++++	++++	++++	++++	AVRG		0.000e+00		0.000e+00 <-

000000

Analytical Resources, Inc.

INITIAL CALIBRATION DATA

Start Cal Date : 11-JUN-2009 10:27
 End Cal Date : 11-JUN-2009 14:21
 Quant Method : ISTD
 Origin : Force
 Target Version : 3.50
 Integrator : HP RTE
 Method file : /chem1/nt6.i/20090611.b/SW846.m
 Cal Date : 11-Jun-2009 16:21 jeff

Compound	1 Level 1	5 Level 2	10 Level 3	25 Level 4	40 Level 5	80 Level 6	Curve	b	Coefficients m1	m2	%RSD or R^2
\$ 86 Anthracene-d10	+++++	+++++	+++++	+++++	+++++	+++++	AVRG		0.000e+00		0.000e+00
\$ 87 Fluoranthene-d10	+++++	+++++	+++++	+++++	+++++	+++++	AVRG		0.000e+00		0.000e+00
\$ 88 Dibenz(a,h)anthracene-d14	+++++	+++++	+++++	+++++	+++++	+++++	AVRG		0.000e+00		0.000e+00
\$ 89 Diphenyl-d10	+++++	+++++	+++++	+++++	+++++	+++++	AVRG		0.000e+00		0.000e+00
\$ 95 D10-1-methylnaphthalene	+++++	+++++	+++++	+++++	+++++	+++++	AVRG		0.000e+00		0.000e+00

Analytical Resources, Inc.

INITIAL CALIBRATION DATA

Start Cal Date : 11-JUN-2009 10:27
 End Cal Date : 11-JUN-2009 14:21
 Quant Method : ISTD
 Origin : Force
 Target Version : 3.50
 Integrator : HP RTE
 Method file : /chem1/nt6.i/20090611.b/SW846.m
 Cal Date : 11-Jun-2009 16:21 jeff

Curve	Formula	Units
Averaged	Amt = Resp/ml	Response
Linear	Amt = b + Resp/ml	Response

Analytical Resources, Inc.

Semivolatiles Report SW846 Method 8270D

Data file : /chem1/nt6.i/20090611.b/0010611a.d
 Lab Smp Id: ABN 1
 Inj Date : 11-JUN-2009 13:48
 Operator : LJR/VTS
 Smp Info : ABN 1
 Misc Info :
 Comment : 1ul Injection
 Method : /chem1/nt6.i/20090611.b/SW846.m
 Meth Date : 11-Jun-2009 16:21 jeff
 Cal Date : 11-JUN-2009 14:21
 Als bottle: 7
 Dil Factor: 1.00000
 Integrator: HP RTE
 Target Version: 3.50

Inst ID: nt6.i
 Quant Type: ISTD
 Cal File: 0050611a.d
 Calibration Sample, Level: 1
 Compound Sublist: ICAL.sub

LJR
6/11/09

Compounds	QUANT	SIG	RT	EXP RT	REL RT	RESPONSE	AMOUNTS	
							CAL-AMT (ug/mL)	ON-COL (ug/mL)
\$ 1 2-Fluorophenol	112		5.103	5.103	(0.716)	8220	1.00000	0.9915
\$ 2 Phenol-d5	99		6.780	6.780	(0.951)	10310	1.00000	0.9260
3 Phenol	94		6.796	6.796	(0.954)	11388	1.00000	0.9470
\$ 5 2-Chlorophenol-d4	132		6.833	6.833	(0.959)	6179	1.00000	0.9108
4 Bis(2-Chloroethyl) ether	93		6.828	6.828	(0.958)	9300	1.00000	1.025
6 2-Chlorophenol	128		6.855	6.855	(0.962)	7273	1.00000	0.9576
7 1,3-Dichlorobenzene	146		7.058	7.063	(0.990)	8468	1.00000	1.024
* 8 1,4-Dichlorobenzene-d4	152		7.127	7.127	(1.000)	100564	20.0000	
9 1,4-Dichlorobenzene	146		7.154	7.154	(1.004)	8172	1.00000	0.9869
\$ 10 1,2-Dichlorobenzene-d4	152		7.432	7.426	(1.043)	4923	1.00000	0.9831 (M)
12 1,2-Dichlorobenzene	146		7.448	7.448	(1.045)	8324	1.00000	1.024
11 Benzyl alcohol	108		7.448	7.453	(1.045)	5089	1.00000	0.9040
14 2,2'-oxybis(1-Chloropropane)	45		7.720	7.720	(1.083)	10915	1.00000	0.9707
13 2-Methylphenol	108		7.731	7.731	(1.085)	7132	1.00000	0.9057
17 Hexachloroethane	117		7.934	7.939	(1.113)	3529	1.00000	0.9219
16 N-Nitroso-di-n-propylamine	70		7.934	7.934	(1.113)	7443	1.00000	0.9971
15 4-Methylphenol	108		7.971	7.971	(1.118)	7294	1.00000	0.9062
\$ 18 Nitrobenzene-d5	82		8.078	8.078	(0.879)	10506	1.00000	1.030
19 Nitrobenzene	77		8.104	8.104	(0.882)	10789	1.00000	1.019
20 Isophorone	82		8.500	8.500	(0.925)	17753	1.00000	1.003
21 2-Nitrophenol	139		8.633	8.633	(0.940)	3247	1.00000	0.8420
22 2,4-Dimethylphenol	107		8.799	8.799	(0.958)	7901	1.00000	0.9361
23 Bis(2-Chloroethoxy)methane	93		8.927	8.927	(0.972)	9741	1.00000	0.9987
24 Benzoic acid	105		8.948	8.991	(0.974)	3976	5.00000	0.7538 (MH)
25 2,4-Dichlorophenol	162		9.034	9.034	(0.983)	4247	1.00000	0.7727
26 1,2,4-Trichlorobenzene	180		9.141	9.141	(0.995)	6658	1.00000	0.9974
* 27 Naphthalene-d8	136		9.189	9.189	(1.000)	332068	20.0000	

Compounds	QUANT SIG		AMOUNTS					
	MASS	RT	EXP RT	REL RT	RESPONSE	CAL-AMT (ug/mL)	ON-COL (ug/mL)	
=====	=====	=====	=====	=====	=====	=====	=====	
28 Naphthalene	128	9.215	9.215	(1.003)	20669	1.00000	1.047	
29 4-Chloroaniline	127	9.392	9.392	(1.022)	7756	1.00000	0.9113	
30 Hexachlorobutadiene	225	9.557	9.557	(1.040)	3798	1.00000	1.017	
31 4-Chloro-3-methylphenol	107	10.252	10.252	(1.116)	4525	1.00000	0.6502	
32 2-Methylnaphthalene	141	10.342	10.342	(1.126)	10809	1.00000	1.005	
33 Hexachlorocyclopentadiene	237	10.727	10.732	(0.892)	188	1.00000	0.05644	
34 2,4,6-Trichlorophenol	196	10.876	10.876	(0.904)	2570	1.00000	0.6863	
35 2,4,5-Trichlorophenol	196	10.946	10.941	(0.910)	2966	1.00000	0.7728 (M)	
\$ 36 2-Fluorobiphenyl	172	10.999	10.999	(0.914)	12920	1.00000	0.9912	
37 2-Chloronaphthalene	162	11.111	11.111	(0.924)	11298	1.00000	0.9672	
38 2-Nitroaniline	65	11.363	11.363	(0.944)	3584	1.00000	0.7376	
39 Dimethylphthalate	163	11.752	11.758	(0.977)	12202	1.00000	0.9531	
40 Acenaphthylene	152	11.774	11.779	(0.979)	16753	1.00000	0.9605	
41 2,6-Dinitrotoluene	165	11.838	11.843	(0.984)	2098	1.00000	0.7538	
* 42 Acenaphthene-d10	164	12.030	12.030	(1.000)	175487	20.0000		
43 3-Nitroaniline	138	12.036	12.035	(1.000)	2246	1.00000	0.7068	
44 Acenaphthene	153	12.078	12.078	(1.004)	11142	1.00000	1.012	
45 2,4-Dinitrophenol	184	Compound Not Detected.						
46 Dibenzofuran	168	12.340	12.340	(1.026)	15954	1.00000	1.003	
47 4-Nitrophenol	109	12.420	12.409	(1.032)	933	1.00000	0.4604 (M)	
48 2,4-Dinitrotoluene	165	12.457	12.457	(1.036)	2613	1.00000	0.7239	
50 Diethylphthalate	149	12.906	12.911	(1.073)	11669	1.00000	1.001	
49 Fluorene	166	12.890	12.890	(1.071)	12831	1.00000	0.9863	
51 4-Chlorophenyl-phenylether	204	12.943	12.943	(1.076)	6592	1.00000	1.027	
52 4-Nitroaniline	138	13.013	13.018	(1.082)	2013	1.00000	0.7128	
53 4,6-Dinitro-2-methylphenol	198	13.104	13.104	(0.912)	936	5.00000	0.4520	
54 N-Nitrosodiphenylamine	169	13.152	13.152	(0.915)	8416	1.00000	0.9809	
\$ 55 2,4,6-Tribromophenol	330	13.317	13.317	(1.107)	1231	1.00000	0.7357	
56 4-Bromophenyl-phenylether	248	13.713	13.713	(0.954)	3173	1.00000	0.9073	
57 Hexachlorobenzene	284	13.905	13.910	(0.967)	3528	1.00000	0.9884	
58 Pentachlorophenol	266	14.220	14.220	(0.989)	466	1.00000	0.2859	
* 59 Phenanthrene-d10	188	14.375	14.375	(1.000)	275001	20.0000		
60 Phenanthrene	178	14.407	14.412	(1.002)	17801	1.00000	1.020	
61 Anthracene	178	14.482	14.482	(1.007)	18237	1.00000	1.031	
62 Carbazole	167	14.791	14.786	(1.029)	14570	1.00000	1.002	
63 Di-n-butylphthalate	149	15.550	15.550	(1.082)	16358	1.00000	0.9402	
64 Fluoranthene	202	16.324	16.330	(1.136)	17195	1.00000	0.9649	
65 Pyrene	202	16.666	16.672	(0.894)	18047	1.00000	0.9728	
\$ 66 Terphenyl-d14	244	17.024	17.029	(0.913)	11123	1.00000	0.9300	
67 Butylbenzylphthalate	149	17.937	17.937	(0.962)	6982	1.00000	0.9319	
68 Benzo(a)anthracene	228	18.621	18.621	(0.999)	16247	1.00000	0.9830	
* 69 Chrysene-d12	240	18.642	18.648	(1.000)	223930	20.0000		
70 3,3'-Dichlorobenzidine	252	18.669	18.664	(1.001)	5386	1.00000	0.8889	
71 Chrysene	228	18.680	18.680	(1.002)	16167	1.00000	1.022	
72 bis(2-Ethylhexyl)phthalate	149	18.958	18.958	(0.953)	8797	1.00000	0.9011	
* 134 Di-n-octylphthalate-d4	153	19.887	19.887	(1.000)	314765	20.0000		
73 Di-n-octylphthalate	149	19.898	19.898	(1.001)	17981	1.00000	1.060	

Compounds	QUANT SIG		AMOUNTS				
	MASS	RT	EXP RT	REL RT	RESPONSE	CAL-AMT (ug/mL)	ON-COL (ug/mL)
74 Benzo(b)fluoranthene	252	20.261	20.261	(0.975)	16510	1.00000	0.9121 (H)
75 Benzo(k)fluoranthene	252	20.282	20.293	(0.976)	19249	1.00000	1.035 (M)
76 Benzo(a)pyrene	252	20.693	20.693	(0.996)	15799	1.00000	0.9642
* 77 Perylene-d12	264	20.779	20.779	(1.000)	249789	20.00000	
78 Indeno(1,2,3-cd)pyrene	276	22.119	22.119	(1.065)	20654	1.00000	0.9455
79 Dibenzo(a,h)anthracene	278	22.151	22.151	(1.066)	14942	1.00000	0.9010
80 Benzo(g,h,i)perylene	276	22.413	22.419	(1.079)	17762	1.00000	0.9304
90 N-Nitrosodimethylamine	74	2.197	2.197	(0.308)	6321	1.00000	0.9921
103 Pyridine	79	2.208	2.192	(0.310)	9056	1.00000	0.8286
91 Aniline	93	6.684	6.684	(0.938)	15251	1.00000	1.0000
105 1-methylnaphthalene	141	10.508	10.508	(1.144)	10316	1.00000	1.002
93 Benzidine	184	16.618	16.613	(0.891)	7282	1.00000	0.8566
111 Azobenzene (1,2-DP-Hydrazine)	77	13.184	13.189	(1.096)	17937	1.00000	0.9618
143 1,4-Dioxane	88	1.749	1.749	(0.245)	4220	1.00000	0.9829
\$ 137 d8-1,4-Dioxane	96	1.717	1.717	(0.241)	4275	1.00000	0.9343
144 alpha-Terpineol	59	9.280	9.279	(1.010)	5916	1.00000	0.9905
98 Retene	219	17.259	17.259	(0.926)	5731	1.00000	0.9488
133 Butylatedhydroxytoluene	205	12.260	12.260	(1.019)	10409	1.00000	1.028
115 Tributyl Phosphate	99	13.296	13.301	(0.925)	15902	1.00000	0.9671
116 Dibutyl Phenyl Phosphate	175	15.000	15.000	(1.043)	7678	1.00000	0.8981
117 Butyl Diphenyl Phosphate	94	16.656	16.661	(0.893)	3286	1.00000	0.8397
118 Triphenyl Phosphate	326	18.231	18.231	(0.978)	2509	1.00000	0.9999
123 Acetophenone	105	7.853	7.853	(1.102)	10773	1.00000	0.9793
179 n-Decane	57	7.010	7.010	(0.984)	9737	1.00000	1.042
180 n-Octadecane	57	14.396	14.396	(1.001)	8724	1.00000	0.9840
168 Pentachlorobenzene	250	12.383	12.388	(1.029)	4794	1.00000	1.030
113 Diphenyl Oxide	170	11.325	11.325	(0.941)	7778	1.00000	0.9807
112 Biphenyl	154	11.128	11.127	(0.925)	16540	1.00000	1.049

QC Flag Legend

M - Compound response manually integrated.
 H - Operator selected an alternate compound hit.

Analytical Resources, Inc.

INTERNAL STANDARD COMPOUNDS
 AREA AND RT SUMMARY

Instrument ID: nt6.i
 Lab File ID: 0010611a.d
 Lab Smp Id: ABN 1
 Analysis Type: SV
 Quant Type: ISTD
 Operator: LJR/VTS
 Method File: /chem1/nt6.i/20090611.b/SW846.m
 Misc Info:

Calibration Date: 11-JUN-2009
 Calibration Time: 10:27

Level:
 Sample Type:

Test Mode: Use Initial Calibration Level 4.


COMPOUND	STANDARD	AREA LIMIT		SAMPLE	%DIFF
		LOWER	UPPER		
8 1,4-Dichlorobenze	112389	56194	224778	100564	-10.52
27 Naphthalene-d8	384492	192246	768984	332068	-13.63
42 Acenaphthene-d10	217478	108739	434956	175487	-19.31
59 Phenanthrene-d10	336594	168297	673188	275001	-18.30
69 Chrysene-d12	247160	123580	494320	223930	-9.40
134 Di-n-octylphthala	347036	173518	694072	314765	-9.30
77 Perylene-d12	232938	116469	465876	249789	7.23

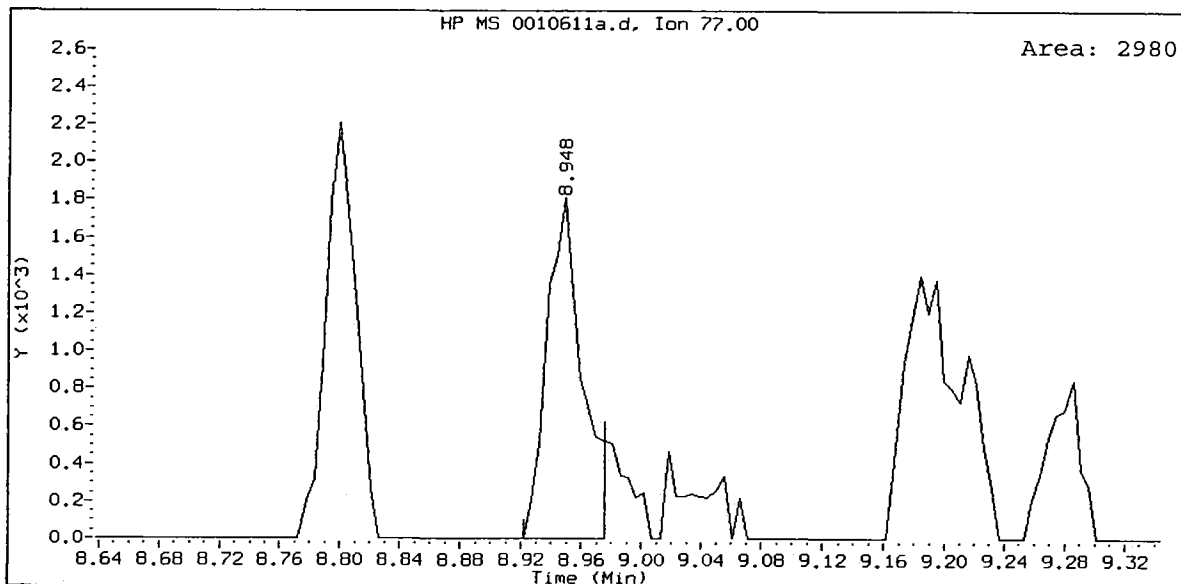
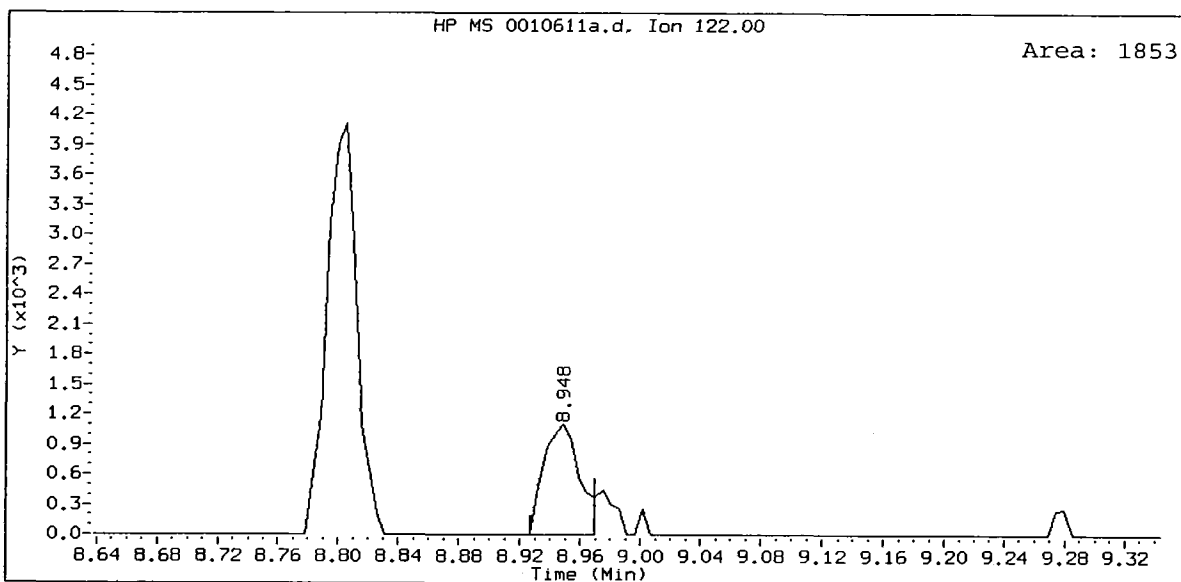
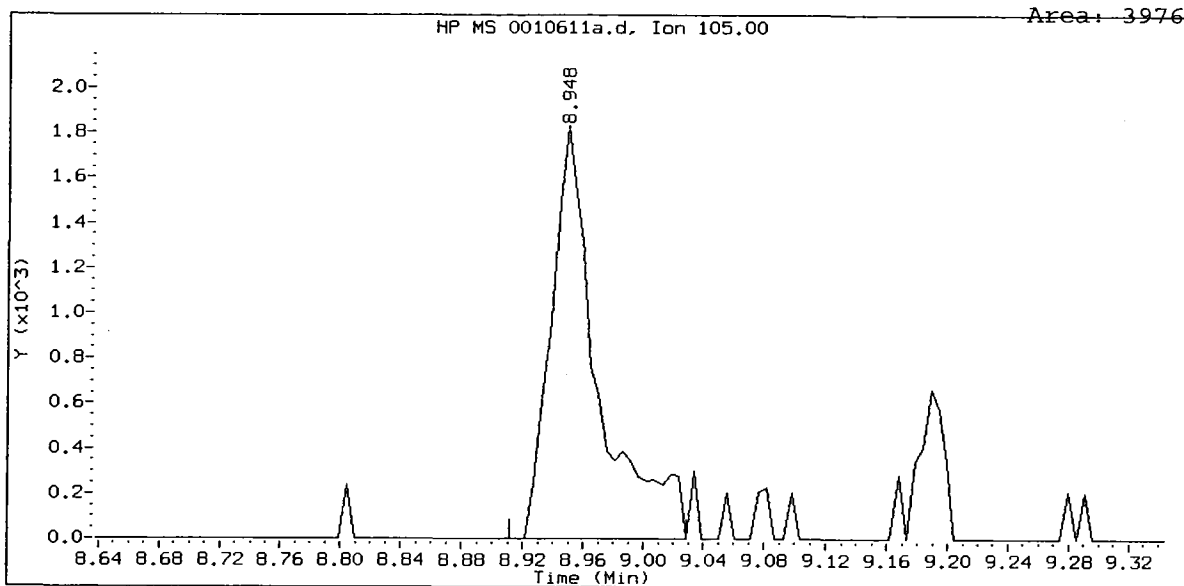
COMPOUND	STANDARD	RT LIMIT		SAMPLE	%DIFF
		LOWER	UPPER		
8 1,4-Dichlorobenze	7.13	6.63	7.63	7.13	-0.11
27 Naphthalene-d8	9.19	8.69	9.69	9.19	-0.03
42 Acenaphthene-d10	12.03	11.53	12.53	12.03	-0.02
59 Phenanthrene-d10	14.38	13.88	14.88	14.37	-0.05
69 Chrysene-d12	18.66	18.16	19.16	18.64	-0.07
134 Di-n-octylphthala	19.89	19.39	20.39	19.89	-0.01
77 Perylene-d12	20.78	20.28	21.28	20.78	-0.01

AREA UPPER LIMIT = +100% of internal standard area.
 AREA LOWER LIMIT = - 50% of internal standard area.
 RT UPPER LIMIT = + 0.50 minutes of internal standard RT.
 RT LOWER LIMIT = - 0.50 minutes of internal standard RT.

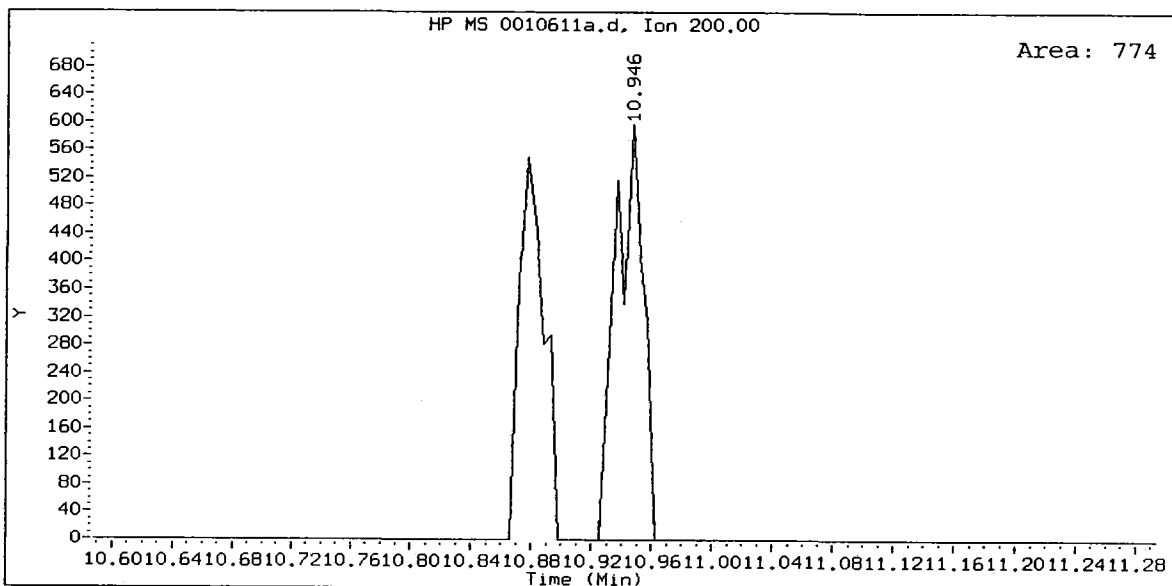
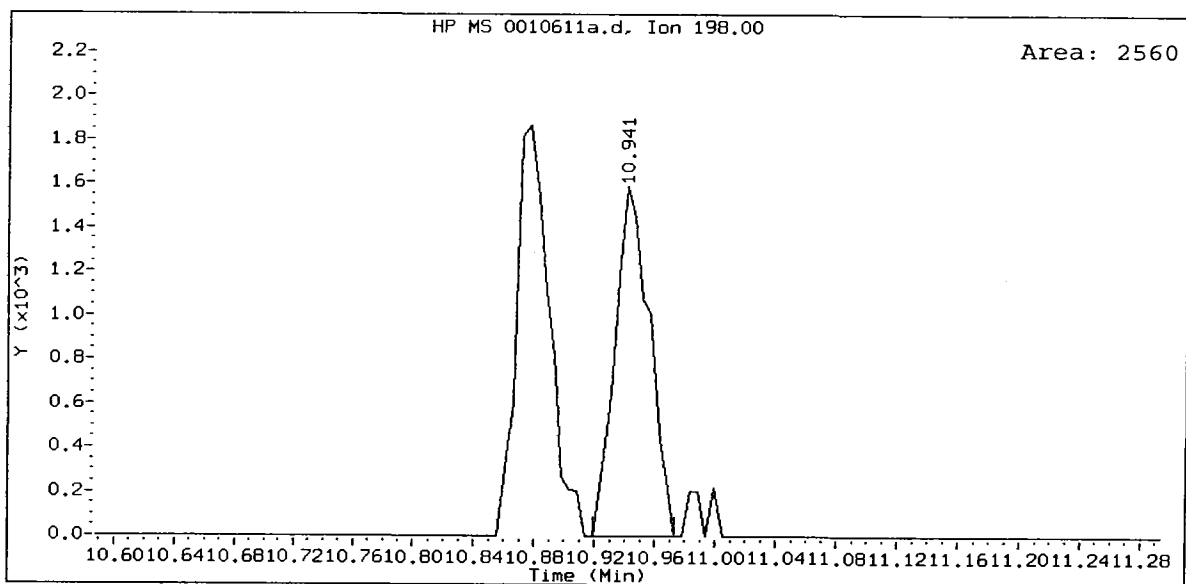
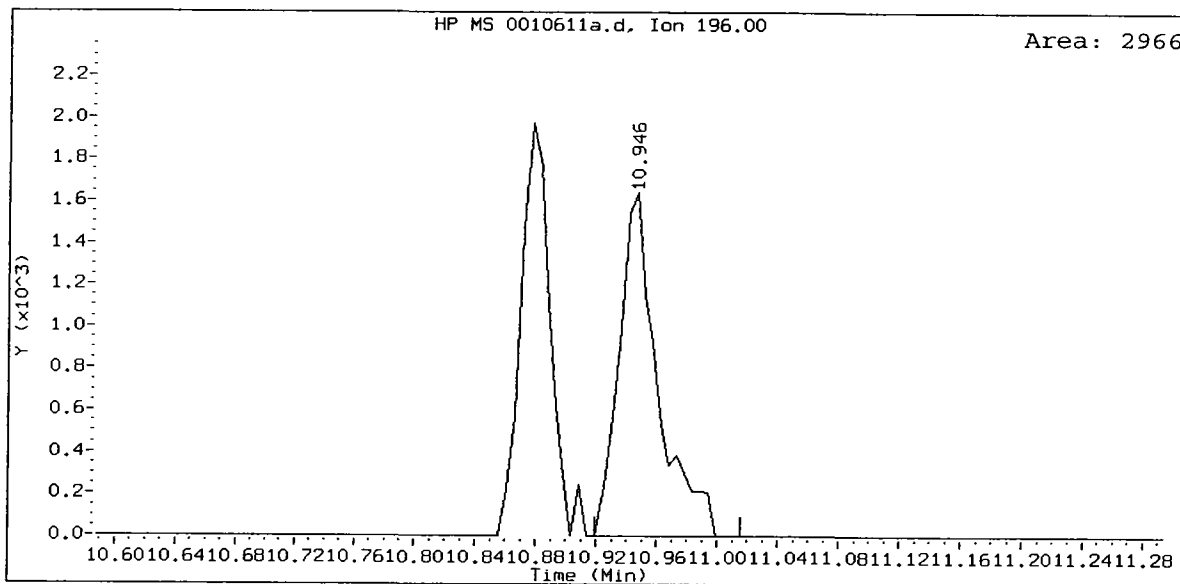
Column phase: ZB-5

Instrument: nt6.i
Operator: LJR/VTS
Column diameter: 0.32

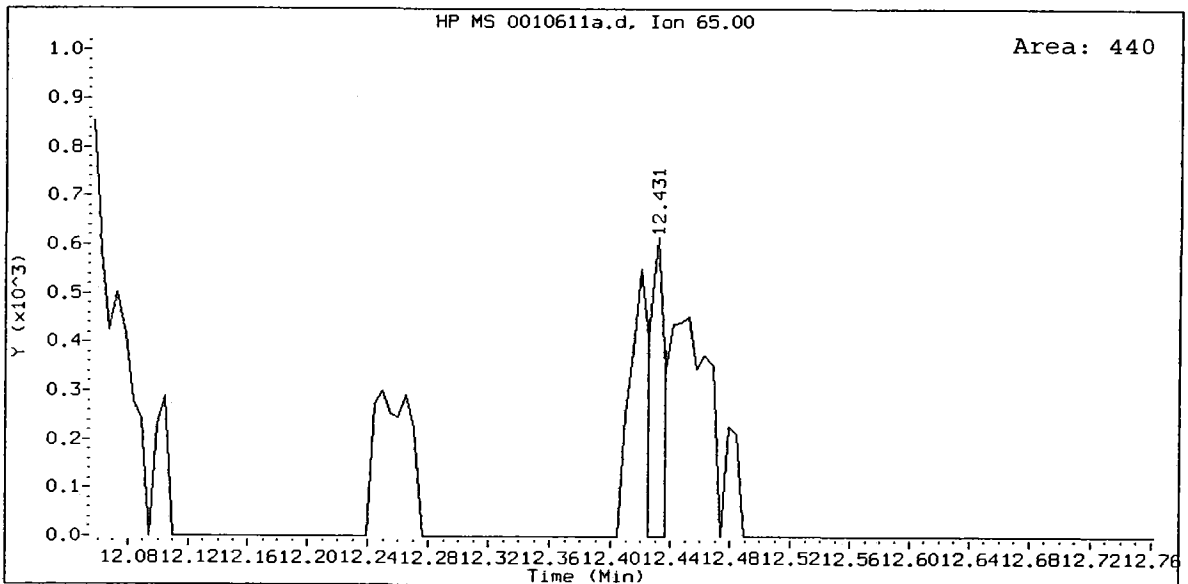
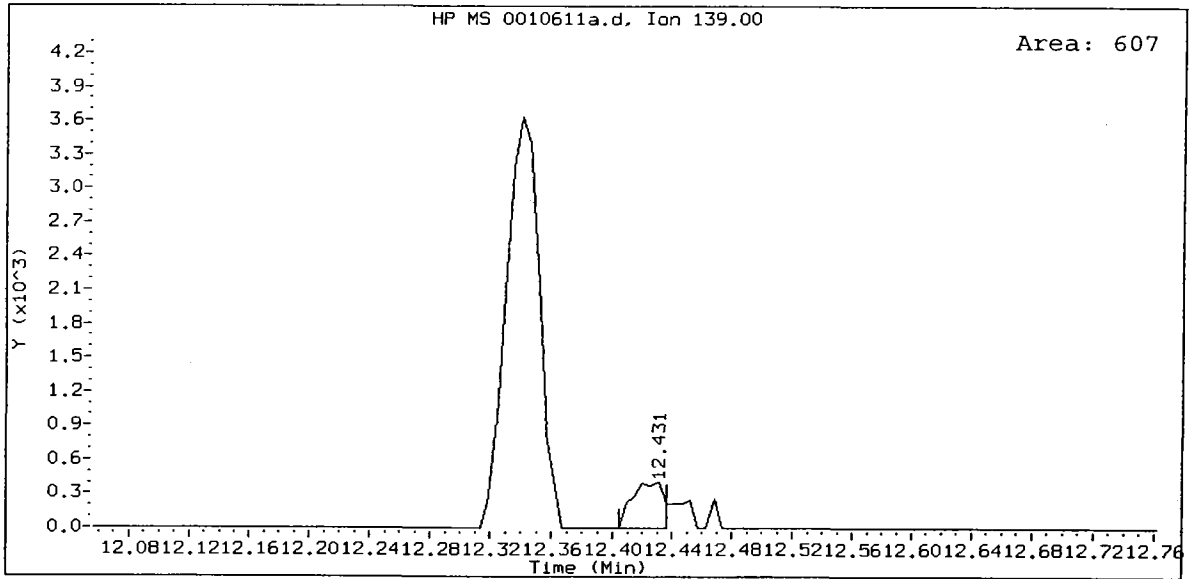
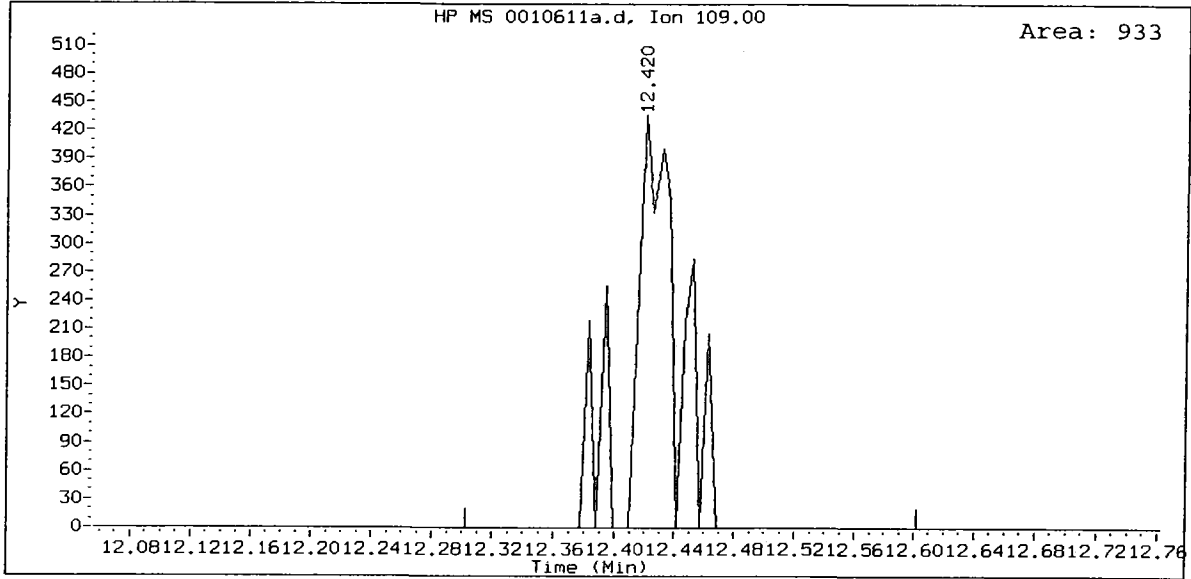




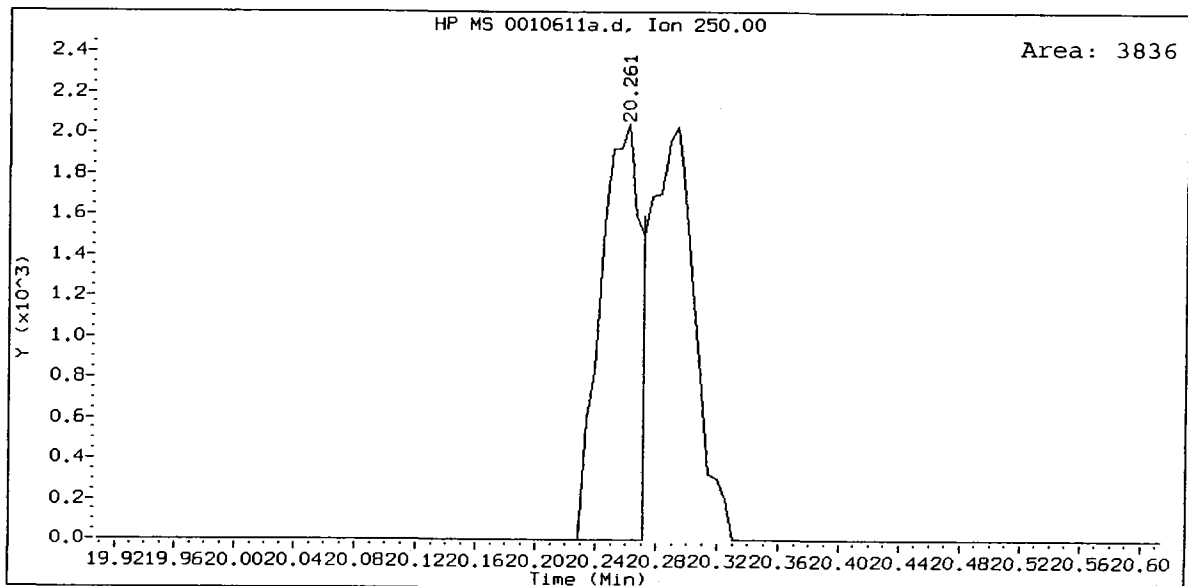
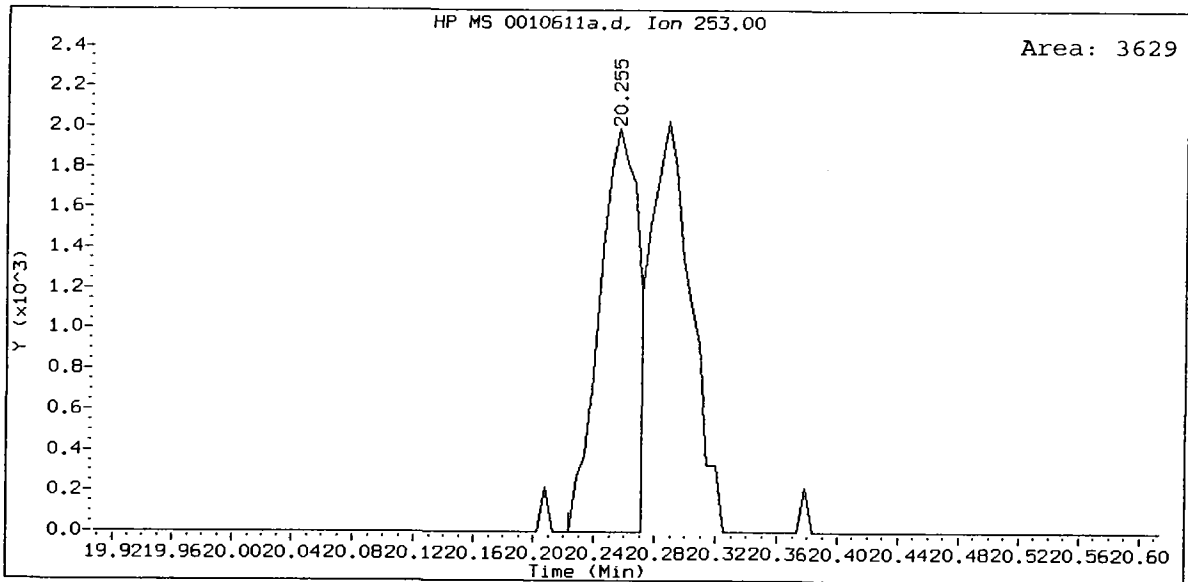
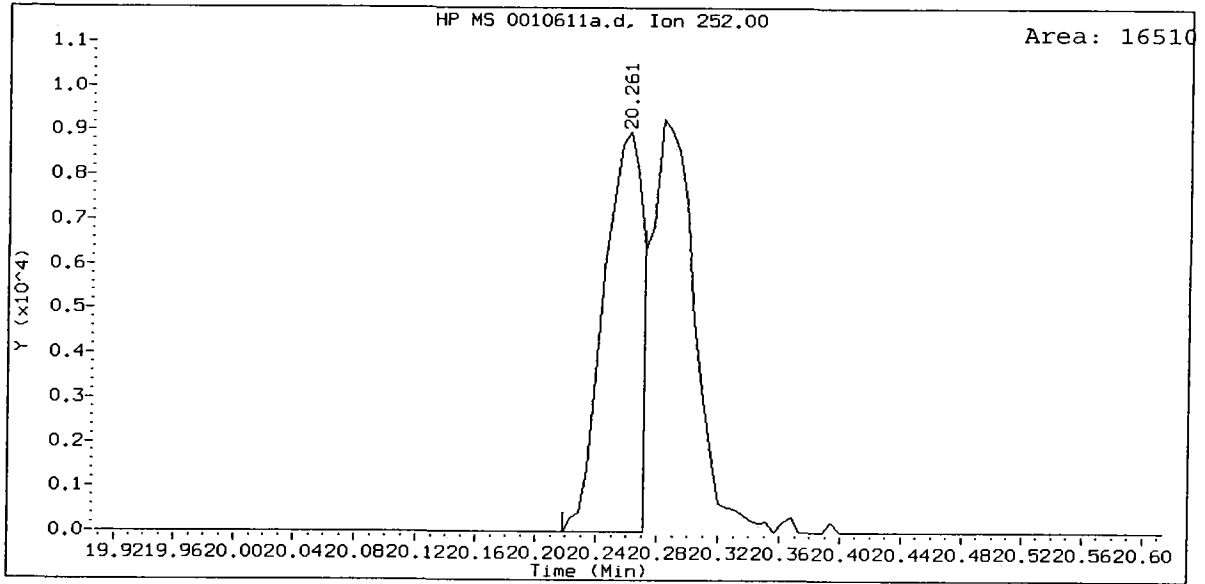
ABN 1, /chem1/nt6.i/20090611.b/0010611a.d
2,4,5-Trichlorophenol Amount: 0.77



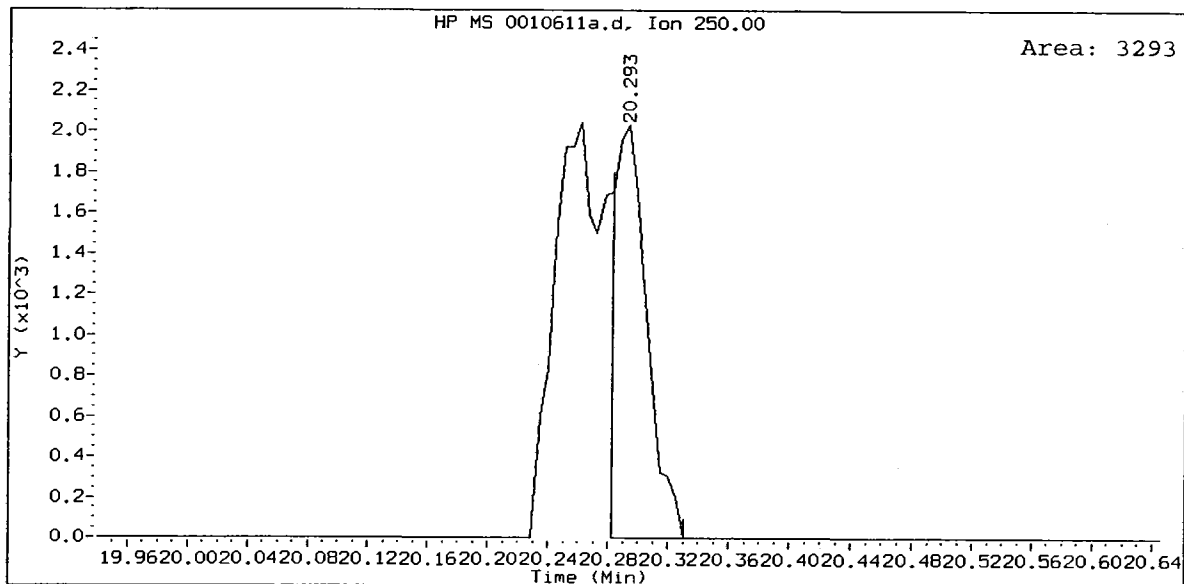
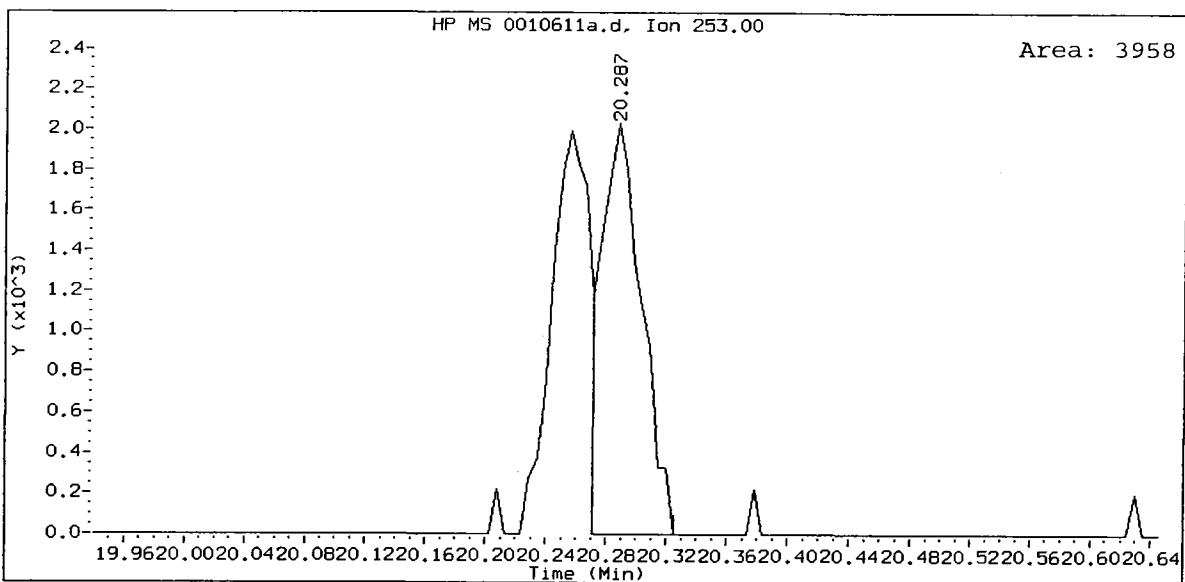
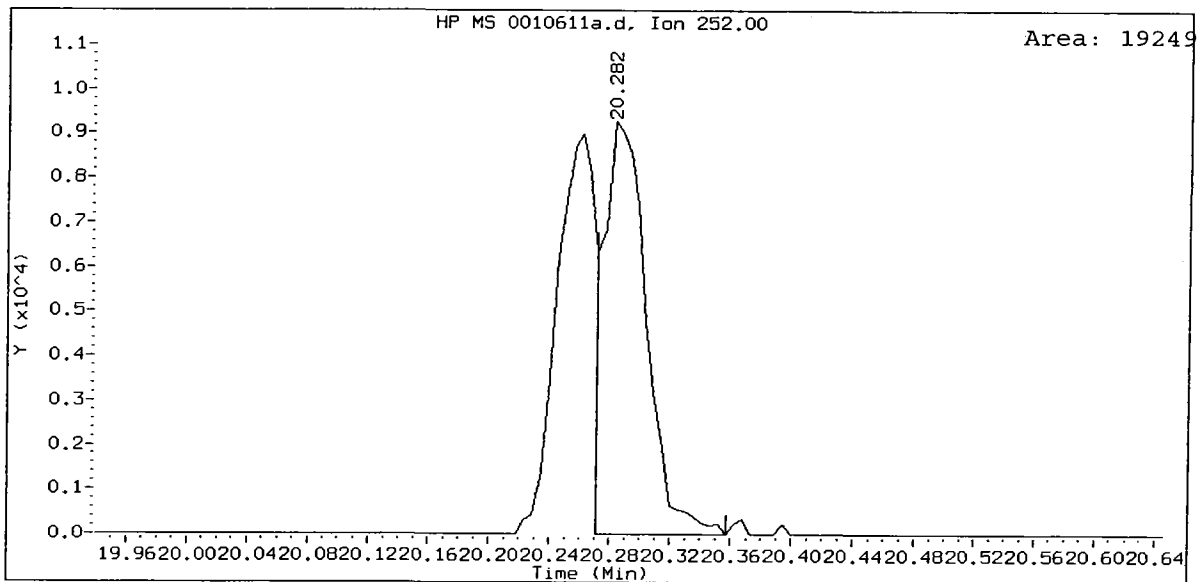
ABN 1, /chem1/nt6.i/20090611.b/0010611a.d
4-Nitrophenol Amount: 0.46



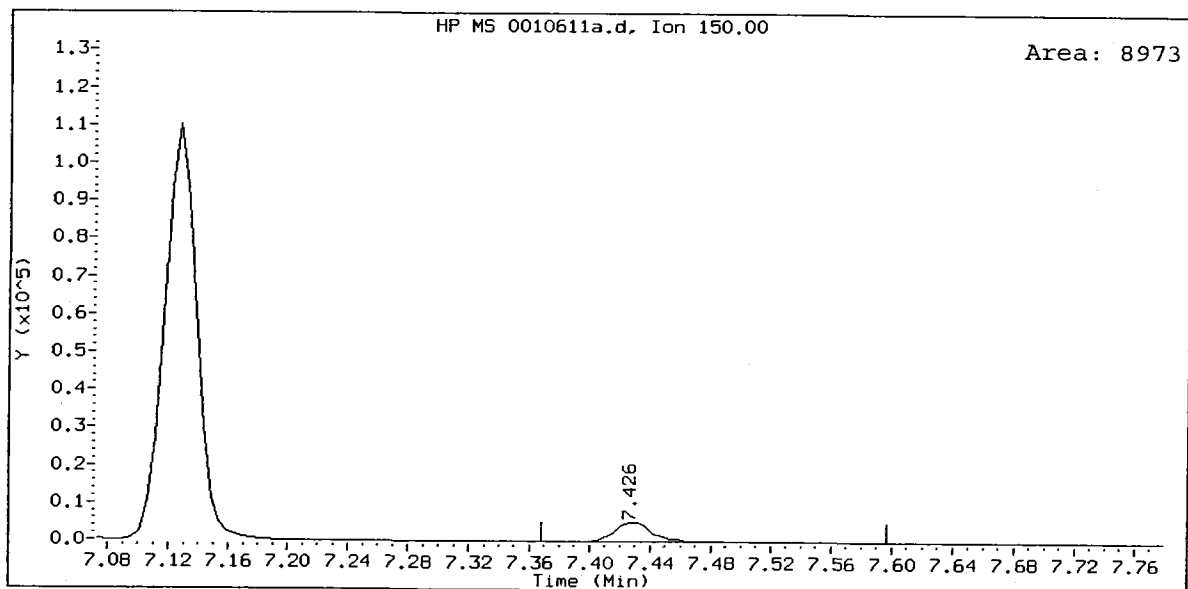
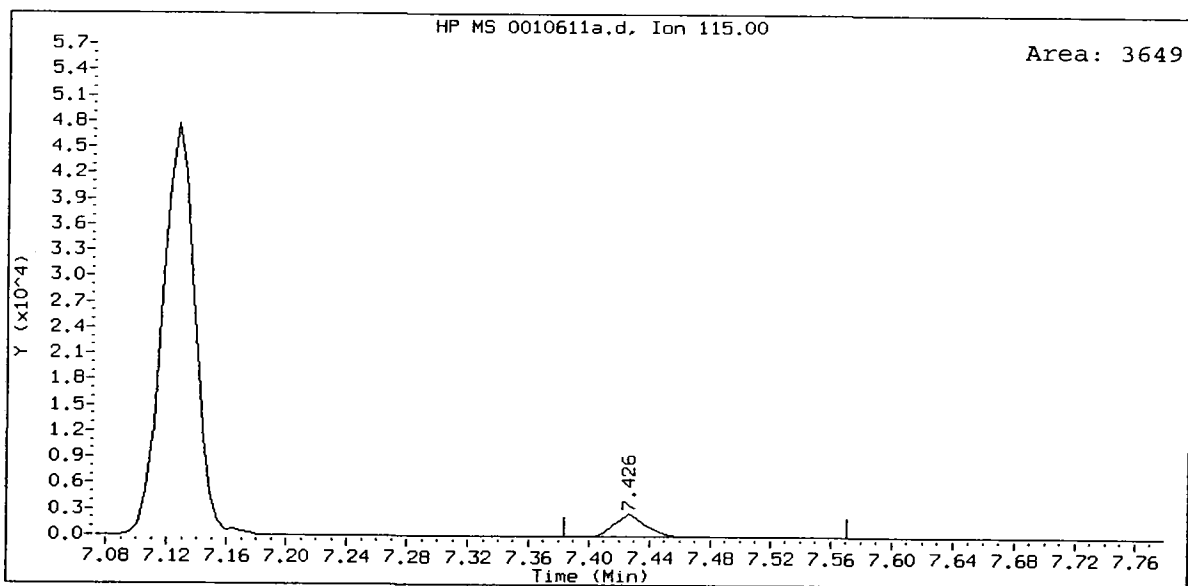
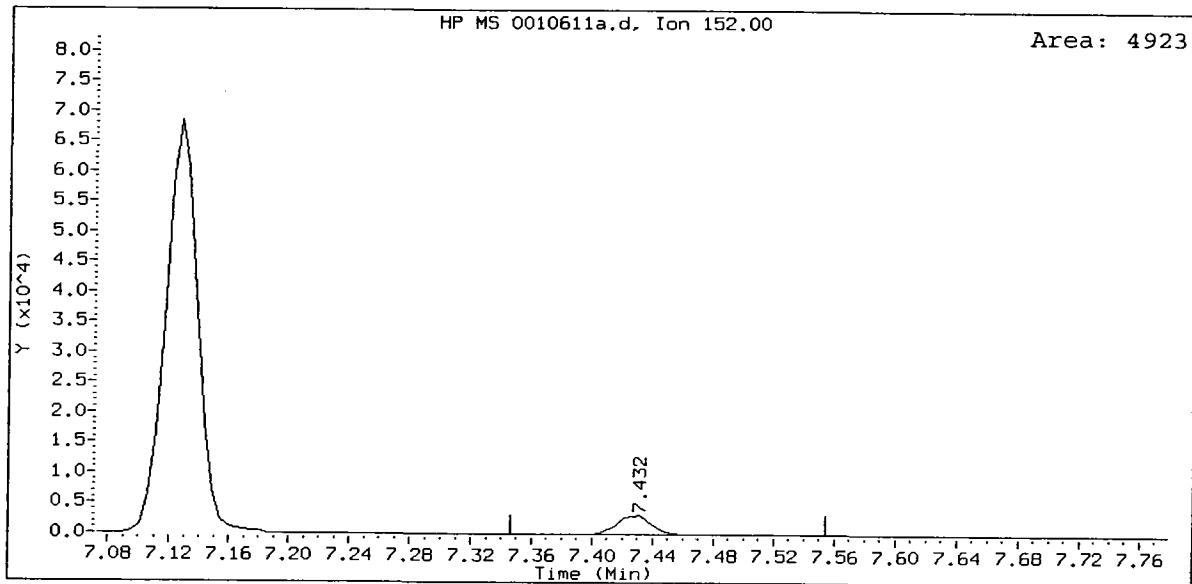
ABN 1, /chem1/nt6.i/20090611.b/0010611a.d
Benzo(b)fluoranthene Amount: 0.91



ABN 1, /chem1/nt6.i/20090611.b/0010611a.d
Benzo(k)fluoranthene Amount: 1.04



ABN 1, /chem1/nt6.i/20090611.b/0010611a.d
1,2-Dichlorobenzene-d4 Amount: 0.98



Analytical Resources, Inc.

Semivolatle Report SW846 Method 8270D

Data file : /chem1/nt6.i/20090611.b/0050611a.d
 Lab Smp Id: ABN 5
 Inj Date : 11-JUN-2009 14:21
 Operator : LJR/VTS
 Smp Info : ABN 5
 Misc Info :
 Comment : 1ul Injection
 Method : /chem1/nt6.i/20090611.b/SW846.m
 Meth Date : 11-Jun-2009 16:21 jeff
 Cal Date : 11-JUN-2009 14:21
 Als bottle: 8
 Dil Factor: 1.00000
 Integrator: HP RTE
 Target Version: 3.50

Inst ID: nt6.i
 Quant Type: ISTD
 Cal File: 0050611a.d
 Calibration Sample, Level: 2
 Compound Sublist: ICAL.sub

LJR
6/11/09

Compounds	QUANT	SIG	RT	EXP RT	REL RT	RESPONSE	AMOUNTS	
							CAL-AMT (ug/mL)	ON-COL (ug/mL)
1 2-Fluorophenol	112	==	5.103	5.103	(0.716)	44093	5.00000	5.407
2 Phenol-d5	99		6.780	6.780	(0.951)	61456	5.00000	5.612
3 Phenol	94		6.796	6.796	(0.954)	64527	5.00000	5.456
5 2-Chlorophenol-d4	132		6.833	6.833	(0.959)	34483	5.00000	5.168
4 Bis(2-Chloroethyl)ether	93		6.828	6.828	(0.958)	48094	5.00000	5.387
6 2-Chlorophenol	128		6.855	6.855	(0.962)	40472	5.00000	5.418
7 1,3-Dichlorobenzene	146		7.063	7.063	(0.991)	44039	5.00000	5.415
* 8 1,4-Dichlorobenzene-d4	152		7.127	7.127	(1.000)	98908	20.0000	
9 1,4-Dichlorobenzene	146		7.154	7.154	(1.004)	43688	5.00000	5.364
\$ 10 1,2-Dichlorobenzene-d4	152		7.426	7.426	(1.042)	26096	5.00000	5.299
12 1,2-Dichlorobenzene	146		7.448	7.448	(1.045)	42576	5.00000	5.325
11 Benzyl alcohol	108		7.453	7.453	(1.046)	30469	5.00000	5.503 (M)
14 2,2'-oxybis(1-Chloropropane)	45		7.720	7.720	(1.083)	60766	5.00000	5.495
13 2-Methylphenol	108		7.731	7.731	(1.085)	41821	5.00000	5.400
17 Hexachloroethane	117		7.939	7.939	(1.114)	20351	5.00000	5.406
16 N-Nitroso-di-n-propylamine	70		7.934	7.934	(1.113)	40845	5.00000	5.563
15 4-Methylphenol	108		7.971	7.971	(1.118)	43479	5.00000	5.492
\$ 18 Nitrobenzene-d5	82		8.078	8.078	(0.879)	57552	5.00000	5.558
19 Nitrobenzene	77		8.104	8.104	(0.882)	60496	5.00000	5.628
20 Isophorone	82		8.500	8.500	(0.925)	99159	5.00000	5.516
21 2-Nitrophenol	139		8.633	8.633	(0.940)	19807	5.00000	5.059
22 2,4-Dimethylphenol	107		8.799	8.799	(0.958)	44929	5.00000	5.242
23 Bis(2-Chloroethoxy)methane	93		8.927	8.927	(0.972)	53650	5.00000	5.417
24 Benzoic acid	105		8.991	8.991	(0.978)	43827	10.0000	8.183 (M)
25 2,4-Dichlorophenol	162		9.034	9.034	(0.983)	28017	5.00000	5.020
26 1,2,4-Trichlorobenzene	180		9.141	9.141	(0.995)	36031	5.00000	5.316
* 27 Naphthalene-d8	136		9.189	9.189	(1.000)	337167	20.0000	

Compounds	QUANT SIG				RESPONSE	AMOUNTS	
	MASS	RT	EXP RT	REL RT		CAL-AMT (ug/mL)	ON-COL (ug/mL)
=====	====	==	=====	=====	=====	=====	
28 Naphthalene	128	9.215	9.215	(1.003)	108214	5.00000	5.399
29 4-Chloroaniline	127	9.392	9.392	(1.022)	46136	5.00000	5.339
30 Hexachlorobutadiene	225	9.557	9.557	(1.040)	19603	5.00000	5.170
31 4-Chloro-3-methylphenol	107	10.252	10.252	(1.116)	34800	5.00000	4.924
32 2-Methylnaphthalene	141	10.342	10.342	(1.126)	58978	5.00000	5.402
33 Hexachlorocyclopentadiene	237	10.732	10.732	(0.892)	9060	5.00000	2.632
34 2,4,6-Trichlorophenol	196	10.876	10.876	(0.904)	19120	5.00000	4.942
35 2,4,5-Trichlorophenol	196	10.941	10.941	(0.909)	19110	5.00000	4.819
\$ 36 2-Fluorobiphenyl	172	10.999	10.999	(0.914)	73814	5.00000	5.480
37 2-Chloronaphthalene	162	11.111	11.111	(0.924)	65223	5.00000	5.404
38 2-Nitroaniline	65	11.363	11.363	(0.944)	25752	5.00000	5.130
39 Dimethylphthalate	163	11.758	11.758	(0.977)	72738	5.00000	5.499
40 Acenaphthylene	152	11.779	11.779	(0.979)	98372	5.00000	5.458
41 2,6-Dinitrotoluene	165	11.843	11.843	(0.984)	14637	5.00000	5.089
* 42 Acenaphthene-d10	164	12.030	12.030	(1.000)	181326	20.0000	
43 3-Nitroaniline	138	12.035	12.035	(1.000)	16603	5.00000	5.056
44 Acenaphthene	153	12.078	12.078	(1.004)	61587	5.00000	5.415
45 2,4-Dinitrophenol	184	12.212	12.212	(1.015)	4072	10.0000	13.69
46 Dibenzofuran	168	12.340	12.340	(1.026)	90254	5.00000	5.492
47 4-Nitrophenol	109	12.409	12.409	(1.032)	9348	5.00000	4.464
48 2,4-Dinitrotoluene	165	12.457	12.457	(1.036)	18945	5.00000	5.080
50 Diethylphthalate	149	12.911	12.911	(1.073)	64166	5.00000	5.329
49 Fluorene	166	12.890	12.890	(1.071)	72628	5.00000	5.403
51 4-Chlorophenyl-phenylether	204	12.943	12.943	(1.076)	35680	5.00000	5.378
52 4-Nitroaniline	138	13.018	13.018	(1.082)	14717	5.00000	5.044
53 4,6-Dinitro-2-methylphenol	198	13.104	13.104	(0.912)	16794	10.0000	7.850
54 N-Nitrosodiphenylamine	169	13.152	13.152	(0.915)	47863	5.00000	5.400
\$ 55 2,4,6-Tribromophenol	330	13.317	13.317	(1.107)	8653	5.00000	5.005
56 4-Bromophenyl-phenylether	248	13.713	13.713	(0.954)	19346	5.00000	5.355
57 Hexachlorobenzene	284	13.910	13.910	(0.968)	19769	5.00000	5.361
58 Pentachlorophenol	266	14.220	14.220	(0.989)	6752	5.00000	4.010
* 59 Phenanthrene-d10	188	14.375	14.375	(1.000)	284076	20.0000	
60 Phenanthrene	178	14.412	14.412	(1.003)	97988	5.00000	5.434
61 Anthracene	178	14.482	14.482	(1.007)	98212	5.00000	5.373
62 Carbazole	167	14.786	14.786	(1.029)	80607	5.00000	5.366
63 Di-n-butylphthalate	149	15.550	15.550	(1.082)	98889	5.00000	5.502
64 Fluoranthene	202	16.330	16.330	(1.136)	102832	5.00000	5.586
65 Pyrene	202	16.672	16.672	(0.894)	103898	5.00000	5.490
\$ 66 Terphenyl-d14	244	17.029	17.029	(0.913)	65240	5.00000	5.347
67 Butylbenzylphthalate	149	17.937	17.937	(0.962)	41034	5.00000	5.369
68 Benzo(a)anthracene	228	18.621	18.621	(0.999)	89063	5.00000	5.282
* 69 Chrysene-d12	240	18.648	18.648	(1.000)	228455	20.0000	
70 3,3'-Dichlorobenzidine	252	18.664	18.664	(1.001)	34073	5.00000	5.512
71 Chrysene	228	18.680	18.680	(1.002)	84644	5.00000	5.243
72 bis(2-Ethylhexyl)phthalate	149	18.958	18.958	(0.953)	54710	5.00000	5.567
* 134 Di-n-octylphthalate-d4	153	19.887	19.887	(1.000)	316858	20.0000	
73 Di-n-octylphthalate	149	19.898	19.898	(1.001)	93416	5.00000	5.469

Compounds	QUANT SIG				RESPONSE	AMOUNTS	
	MASS	RT	EXP RT	REL RT		CAL-AMT (ug/mL)	ON-COL (ug/mL)
74 Benzo(b)fluoranthene	252	20.261	20.261	(0.975)	82142	5.00000	4.865
75 Benzo(k)fluoranthene	252	20.293	20.293	(0.977)	104406	5.00000	6.020 (M)
76 Benzo(a)pyrene	252	20.693	20.693	(0.996)	80762	5.00000	5.284
* 77 Perylene-d12	264	20.779	20.779	(1.000)	233018	20.00000	
78 Indeno(1,2,3-cd)pyrene	276	22.119	22.119	(1.065)	104515	5.00000	5.129
79 Dibenzo(a,h)anthracene	278	22.151	22.151	(1.066)	81021	5.00000	5.237
80 Benzo(g,h,i)perylene	276	22.419	22.419	(1.079)	91851	5.00000	5.158
90 N-Nitrosodimethylamine	74	2.197	2.197	(0.308)	33923	5.00000	5.413
103 Pyridine	79	2.192	2.192	(0.308)	56023	5.00000	5.212
91 Aniline	93	6.684	6.684	(0.938)	83027	5.00000	5.535
105 1-methylnaphthalene	141	10.508	10.508	(1.144)	56989	5.00000	5.450
93 Benzidine	184	16.613	16.613	(0.891)	49229	5.00000	5.676
111 Azobenzene (1,2-DP-Hydrazine)	77	13.189	13.189	(1.096)	106787	5.00000	5.542
143 1,4-Dioxane	88	1.749	1.749	(0.245)	22161	5.00000	5.248
\$ 137 d8-1,4-Dioxane	96	1.717	1.717	(0.241)	22930	5.00000	5.095
144 alpha-Terpineol	59	9.279	9.279	(1.010)	32604	5.00000	5.376
98 Retene	219	17.259	17.259	(0.926)	32596	5.00000	5.290
133 Butylatedhydroxytoluene	205	12.260	12.260	(1.019)	56062	5.00000	5.361
115 Tributyl Phosphate	99	13.301	13.301	(0.925)	93222	5.00000	5.488
116 Dibutyl Phenyl Phosphate	175	15.000	15.000	(1.043)	47123	5.00000	5.336
117 Butyl Diphenyl Phosphate	94	16.661	16.661	(0.893)	22449	5.00000	5.623
118 Triphenyl Phosphate	326	18.231	18.231	(0.978)	13663	5.00000	5.337
123 Acetophenone	105	7.853	7.853	(1.102)	60600	5.00000	5.601
179 n-Decane	57	7.010	7.010	(0.984)	49957	5.00000	5.436
180 n-Octadecane	57	14.396	14.396	(1.001)	49642	5.00000	5.421
168 Pentachlorobenzene	250	12.388	12.388	(1.030)	26095	5.00000	5.424
113 Diphenyl Oxide	170	11.325	11.325	(0.941)	43298	5.00000	5.283
112 Biphenyl	154	11.127	11.127	(0.925)	90207	5.00000	5.539

QC Flag Legend

M - Compound response manually integrated.

Analytical Resources, Inc.

INTERNAL STANDARD COMPOUNDS
 AREA AND RT SUMMARY

Instrument ID: nt6.i
 Lab File ID: 0050611a.d
 Lab Smp Id: ABN 5
 Analysis Type: SV
 Quant Type: ISTD
 Operator: LJR/VTS
 Method File: /chem1/nt6.i/20090611.b/SW846.m
 Misc Info:

Calibration Date: 11-JUN-2009
 Calibration Time: 10:27

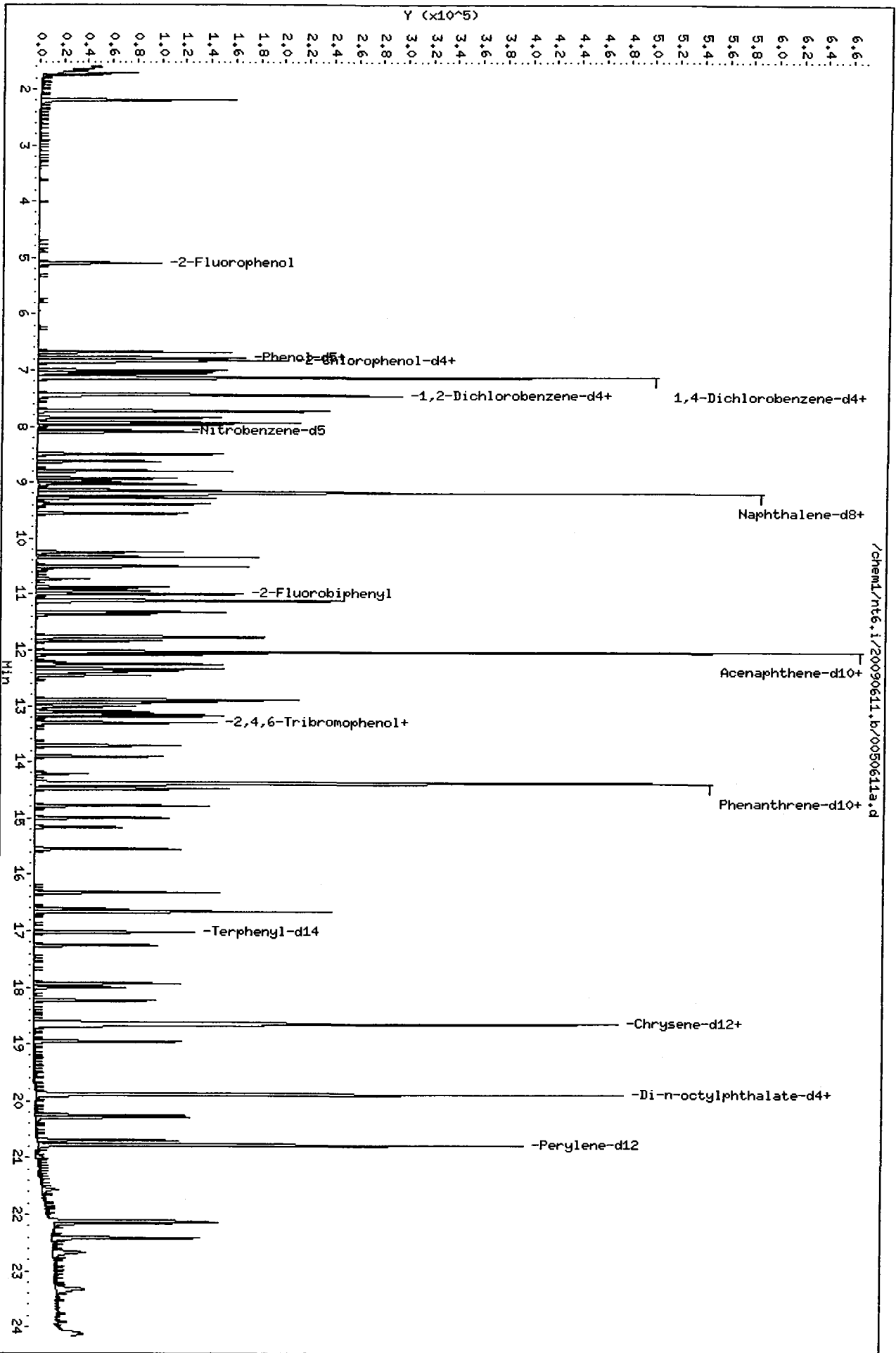
Level:
 Sample Type:

Test Mode: Use Initial Calibration Level 4.

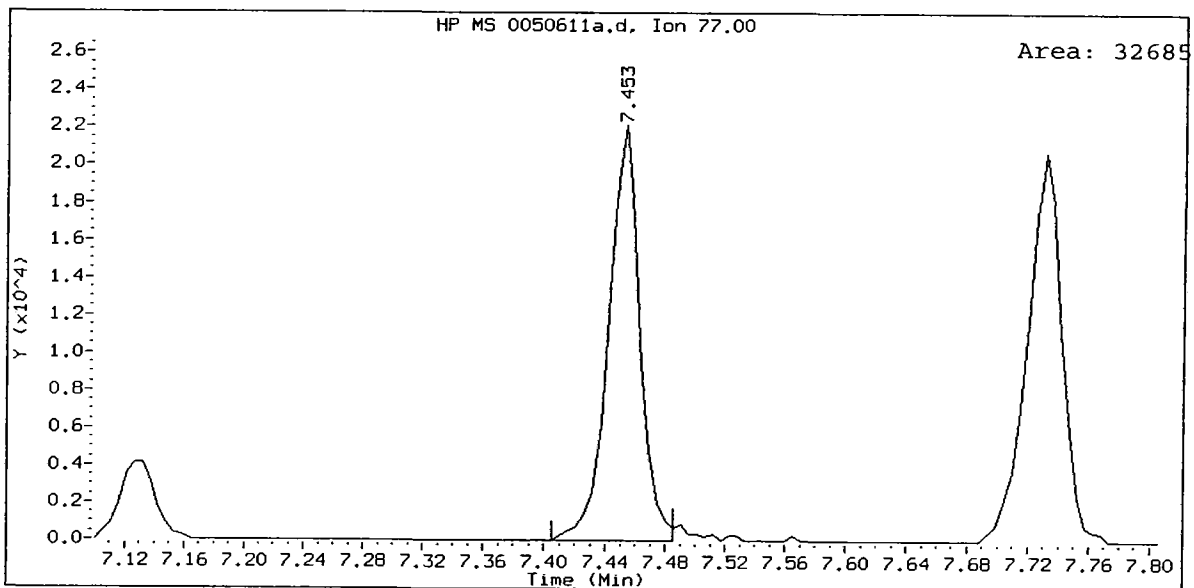
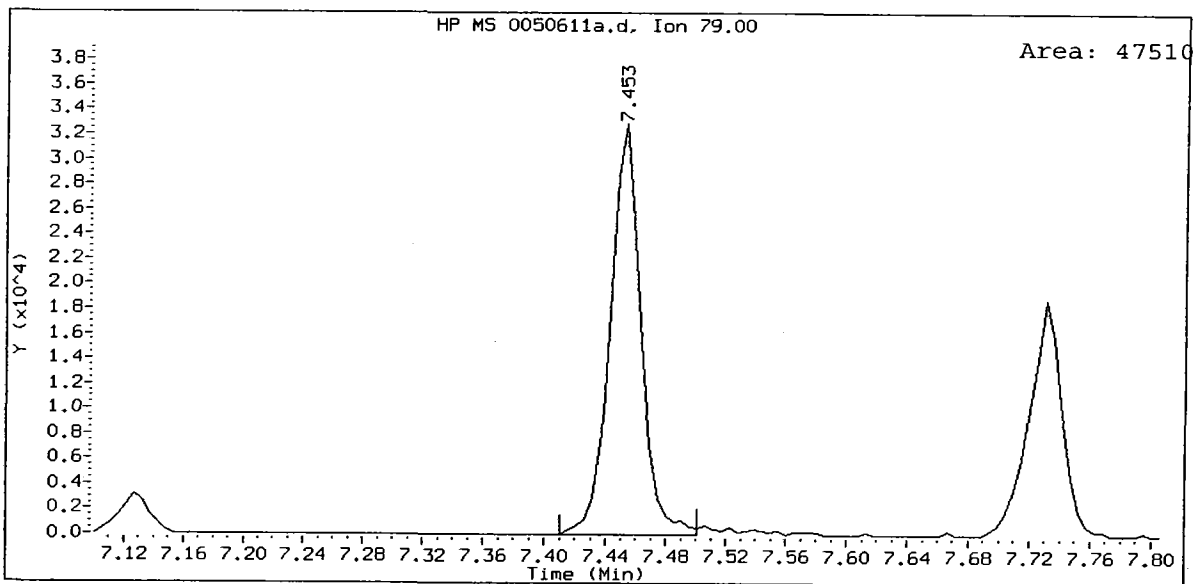
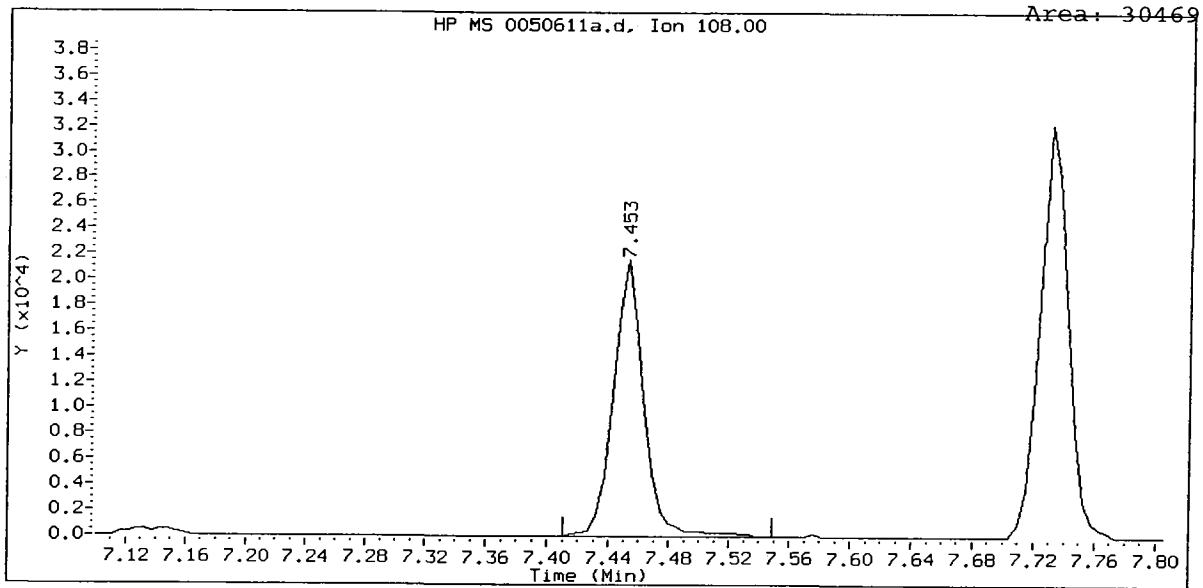
COMPOUND	STANDARD	AREA LIMIT		SAMPLE	%DIFF
		LOWER	UPPER		
8 1,4-Dichlorobenze	112389	56194	224778	98908	-11.99
27 Naphthalene-d8	384492	192246	768984	337167	-12.31
42 Acenaphthene-d10	217478	108739	434956	181326	-16.62
59 Phenanthrene-d10	336594	168297	673188	284076	-15.60
69 Chrysene-d12	247160	123580	494320	228455	-7.57
134 Di-n-octylphthala	347036	173518	694072	316858	-8.70
77 Perylene-d12	232938	116469	465876	233018	0.03

COMPOUND	STANDARD	RT LIMIT		SAMPLE	%DIFF
		LOWER	UPPER		
8 1,4-Dichlorobenze	7.13	6.63	7.63	7.13	-0.11
27 Naphthalene-d8	9.19	8.69	9.69	9.19	-0.03
42 Acenaphthene-d10	12.03	11.53	12.53	12.03	-0.02
59 Phenanthrene-d10	14.38	13.88	14.88	14.37	-0.05
69 Chrysene-d12	18.66	18.16	19.16	18.65	-0.04
134 Di-n-octylphthala	19.89	19.39	20.39	19.89	-0.01
77 Perylene-d12	20.78	20.28	21.28	20.78	-0.01

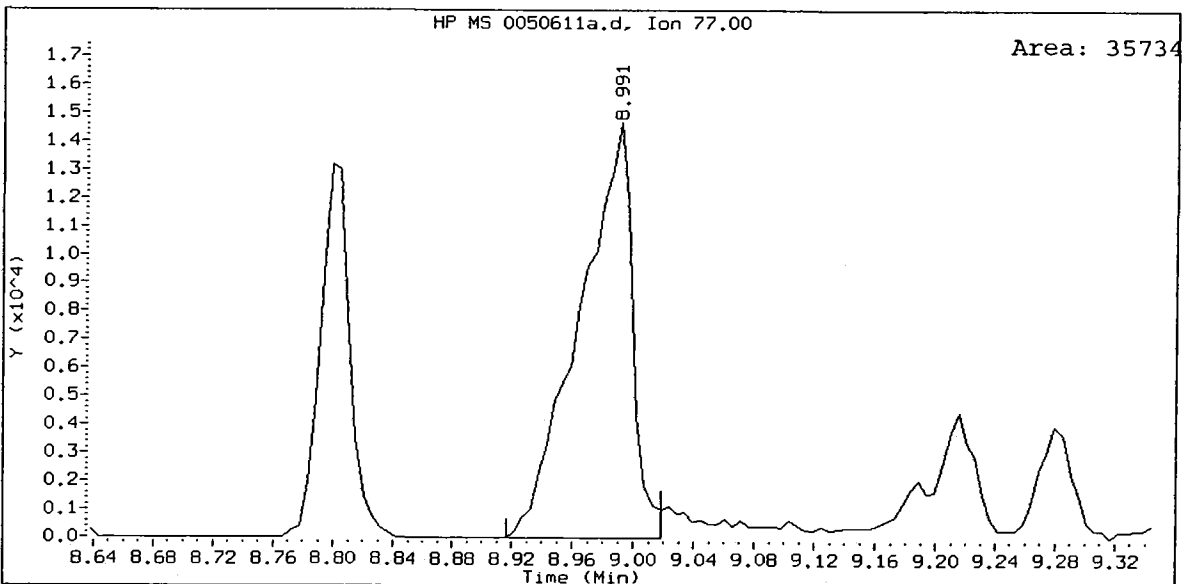
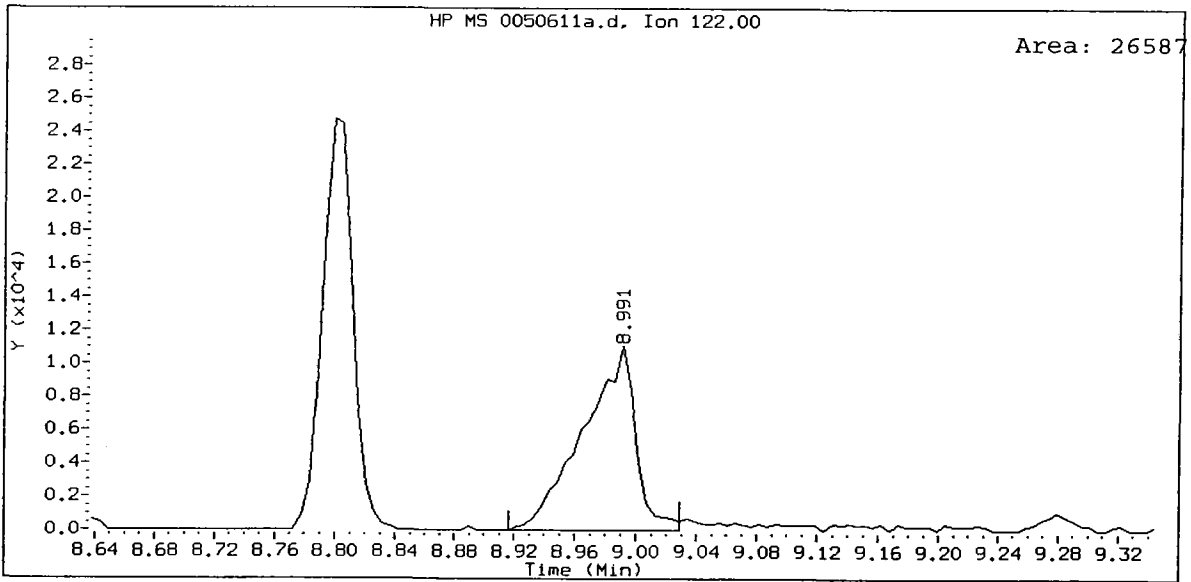
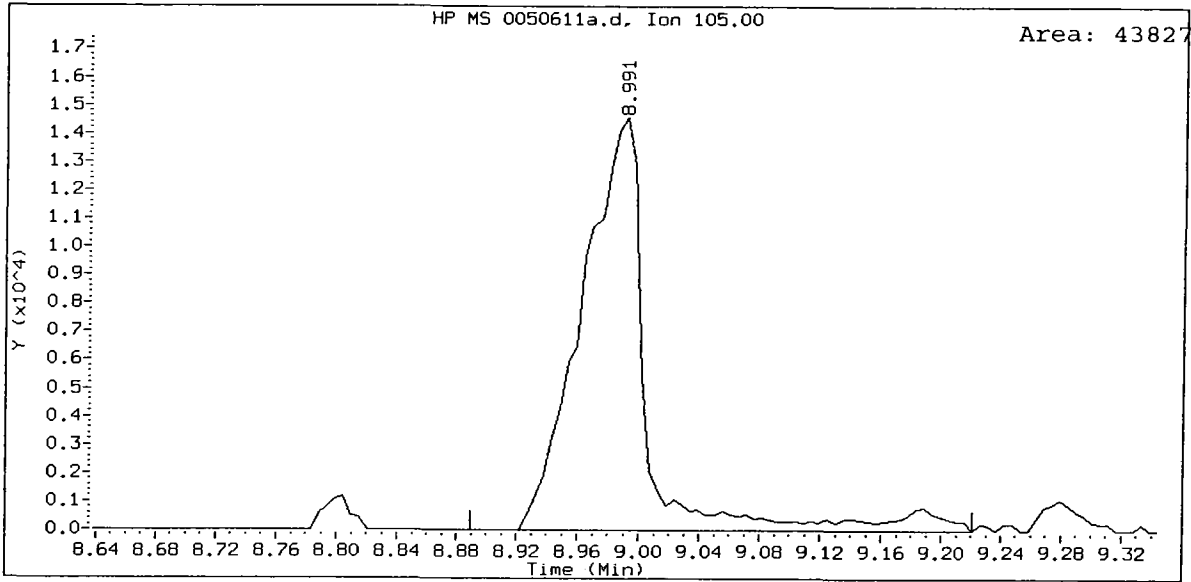
AREA UPPER LIMIT = +100% of internal standard area.
 AREA LOWER LIMIT = - 50% of internal standard area.
 RT UPPER LIMIT = + 0.50 minutes of internal standard RT.
 RT LOWER LIMIT = - 0.50 minutes of internal standard RT.



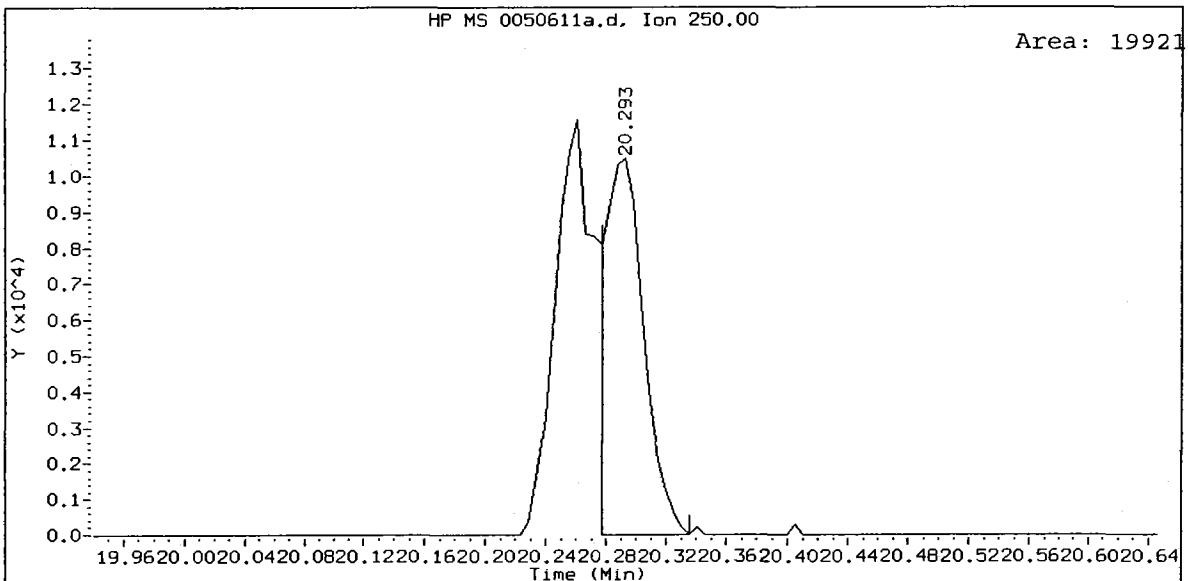
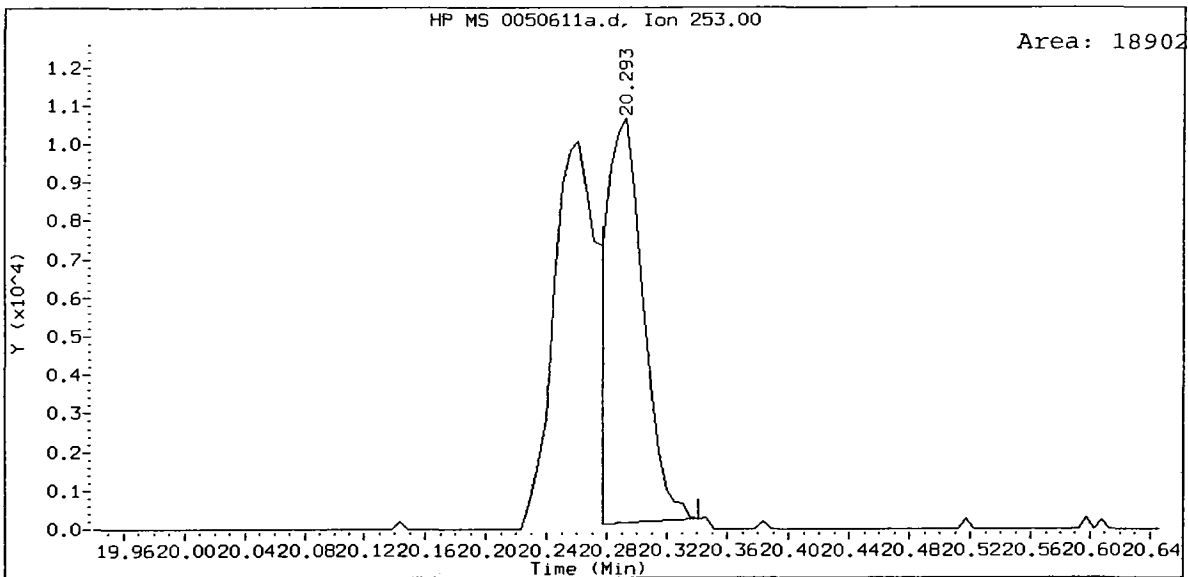
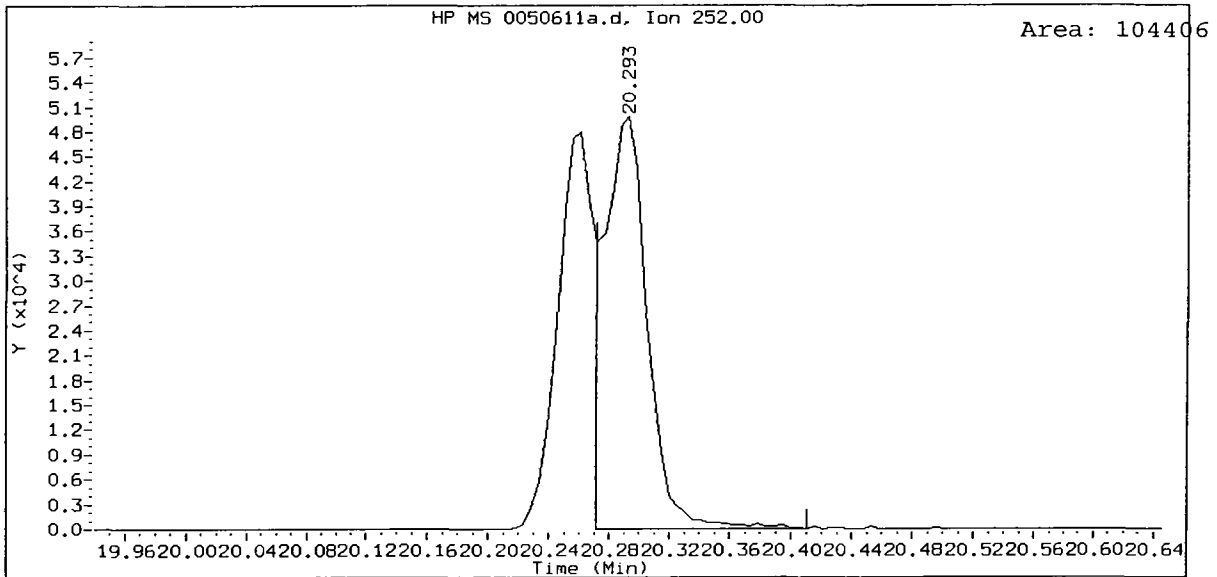
ABN 5, /chem1/nt6.i/20090611.b/0050611a.d
Benzyl alcohol Amount: 5.50



ABN 5, /chem1/nt6.i/20090611.b/0050611a.d
Benzoic acid Amount: 8.18



ABN 5, /chem1/nt6.i/20090611.b/0050611a.d
Benzo(k)fluoranthene Amount: 6.02



Analytical Resources, Inc.

Semivolatible Report SW846 Method 8270D

Data file : /chem1/nt6.i/20090611.b/0100611.d
 Lab Smp Id: ABN 10
 Inj Date : 11-JUN-2009 13:15
 Operator : LJR/VTS
 Smp Info : ABN 10
 Misc Info :
 Comment : 1ul Injection
 Method : /chem1/nt6.i/20090611.b/SW846.m
 Meth Date : 11-Jun-2009 16:21 jeff
 Cal Date : 11-JUN-2009 14:21
 Als bottle: 6
 Dil Factor: 1.00000
 Integrator: HP RTE
 Target Version: 3.50

Inst ID: nt6.i
 Quant Type: ISTD
 Cal File: 0050611a.d
 Calibration Sample, Level: 3
 Compound Sublist: ICAL.sub

LJR
6/11/09

Compounds	QUANT	SIG	RT	EXP RT	REL RT	RESPONSE	AMOUNTS	
							CAL-AMT (ug/mL)	ON-COL (ug/mL)
\$ 1 2-Fluorophenol	112		5.105	5.103	(0.716)	82516	10.0000	10.31
\$ 2 Phenol-d5	99		6.783	6.780	(0.951)	108785	10.0000	10.13
3 Phenol	94		6.799	6.796	(0.954)	123945	10.0000	10.68
\$ 5 2-Chlorophenol-d4	132		6.831	6.833	(0.958)	66372	10.0000	10.14
4 Bis(2-Chloroethyl)ether	93		6.831	6.828	(0.958)	90699	10.0000	10.36
6 2-Chlorophenol	128		6.857	6.855	(0.962)	78575	10.0000	10.72
7 1,3-Dichlorobenzene	146		7.060	7.063	(0.990)	82544	10.0000	10.35
* 8 1,4-Dichlorobenzene-d4	152		7.130	7.127	(1.000)	97036	20.0000	10.36
9 1,4-Dichlorobenzene	146		7.156	7.154	(1.004)	82754	10.0000	9.931
\$ 10 1,2-Dichlorobenzene-d4	152		7.429	7.426	(1.042)	47985	10.0000	10.49
12 1,2-Dichlorobenzene	146		7.450	7.448	(1.045)	82313	10.0000	10.49
11 Benzyl alcohol	108		7.455	7.453	(1.046)	55803	10.0000	10.27
14 2,2'-oxybis(1-Chloropropane)	45		7.723	7.720	(1.083)	112071	10.0000	10.33
13 2-Methylphenol	108		7.733	7.731	(1.085)	81339	10.0000	10.70 (H)
17 Hexachloroethane	117		7.942	7.939	(1.114)	38911	10.0000	10.53
16 N-Nitroso-di-n-propylamine	70		7.936	7.934	(1.113)	74593	10.0000	10.36
15 4-Methylphenol	108		7.974	7.971	(1.118)	81560	10.0000	10.50
\$ 18 Nitrobenzene-d5	82		8.080	8.078	(0.879)	103023	10.0000	10.43
19 Nitrobenzene	77		8.107	8.104	(0.882)	110097	10.0000	10.74
20 Isophorone	82		8.502	8.500	(0.925)	184046	10.0000	10.73
21 2-Nitrophenol	139		8.631	8.633	(0.939)	38116	10.0000	10.20
22 2,4-Dimethylphenol	107		8.801	8.799	(0.958)	87914	10.0000	10.75
23 Bis(2-Chloroethoxy)methane	93		8.930	8.927	(0.972)	98569	10.0000	10.43
24 Benzoic acid	105		9.031	8.991	(0.983)	97876	20.0000	19.16 (M)
25 2,4-Dichlorophenol	162		9.036	9.034	(0.983)	56460	10.0000	10.60
26 1,2,4-Trichlorobenzene	180		9.143	9.141	(0.995)	65925	10.0000	10.20
* 27 Naphthalene-d8	136		9.191	9.189	(1.000)	321647	20.0000	10.20

Compounds	QUANT SIG			AMOUNTS			
	MASS	RT	EXP RT	REL RT	RESPONSE	CAL-AMT (ug/mL)	ON-COL (ug/mL)
28 Naphthalene	128	9.218	9.215	(1.003)	202077	10.0000	10.57
29 4-Chloroaniline	127	9.394	9.392	(1.022)	84923	10.0000	10.30
30 Hexachlorobutadiene	225	9.560	9.557	(1.040)	36930	10.0000	10.21
31 4-Chloro-3-methylphenol	107	10.254	10.252	(1.116)	67446	10.0000	10.00
32 2-Methylnaphthalene	141	10.345	10.342	(1.126)	107934	10.0000	10.36
33 Hexachlorocyclopentadiene	237	10.730	10.732	(0.892)	22217	10.0000	6.657
34 2,4,6-Trichlorophenol	196	10.879	10.876	(0.904)	38134	10.0000	10.16
35 2,4,5-Trichlorophenol	196	10.938	10.941	(0.909)	38061	10.0000	9.898
\$ 36 2-Fluorobiphenyl	172	11.002	10.999	(0.914)	133593	10.0000	10.23
37 2-Chloronaphthalene	162	11.114	11.111	(0.924)	119568	10.0000	10.22
38 2-Nitroaniline	65	11.365	11.363	(0.944)	48503	10.0000	9.964
39 Dimethylphthalate	163	11.760	11.758	(0.977)	134046	10.0000	10.45
40 Acenaphthylene	152	11.776	11.779	(0.979)	181231	10.0000	10.37
41 2,6-Dinitrotoluene	165	11.841	11.843	(0.984)	27772	10.0000	9.959
* 42 Acenaphthene-d10	164	12.033	12.030	(1.000)	175814	20.0000	
43 3-Nitroaniline	138	12.038	12.035	(1.000)	31527	10.0000	9.902
44 Acenaphthene	153	12.081	12.078	(1.004)	116594	10.0000	10.57
45 2,4-Dinitrophenol	184	12.214	12.212	(1.015)	14966	20.0000	20.04
46 Dibenzofuran	168	12.343	12.340	(1.026)	163582	10.0000	10.27
47 4-Nitrophenol	109	12.412	12.409	(1.032)	19816	10.0000	9.760
48 2,4-Dinitrotoluene	165	12.460	12.457	(1.036)	36084	10.0000	9.979
50 Diethylphthalate	149	12.914	12.911	(1.073)	121477	10.0000	10.41
49 Fluorene	166	12.893	12.890	(1.071)	134409	10.0000	10.31
51 4-Chlorophenyl-phenylether	204	12.946	12.943	(1.076)	66060	10.0000	10.27
52 4-Nitroaniline	138	13.021	13.018	(1.082)	29056	10.0000	10.27
53 4,6-Dinitro-2-methylphenol	198	13.106	13.104	(0.912)	38911	20.0000	18.86
54 N-Nitrosodiphenylamine	169	13.154	13.152	(0.915)	89848	10.0000	10.51
\$ 55 2,4,6-Tribromophenol	330	13.315	13.317	(1.107)	15792	10.0000	9.420
56 4-Bromophenyl-phenylether	248	13.715	13.713	(0.954)	35910	10.0000	10.31
57 Hexachlorobenzene	284	13.908	13.910	(0.967)	35798	10.0000	10.07
58 Pentachlorophenol	266	14.223	14.220	(0.989)	14513	10.0000	8.937
* 59 Phenanthrene-d10	188	14.378	14.375	(1.000)	273945	20.0000	
60 Phenanthrene	178	14.410	14.412	(1.002)	183673	10.0000	10.56
61 Anthracene	178	14.484	14.482	(1.007)	185734	10.0000	10.54
62 Carbazole	167	14.789	14.786	(1.029)	152296	10.0000	10.51
63 Di-n-butylphthalate	149	15.553	15.550	(1.082)	184194	10.0000	10.63
64 Fluoranthene	202	16.327	16.330	(1.136)	189590	10.0000	10.68
65 Pyrene	202	16.669	16.672	(0.894)	192156	10.0000	10.30
\$ 66 Terphenyl-d14	244	17.032	17.029	(0.913)	120602	10.0000	10.03
67 Butylbenzylphthalate	149	17.940	17.937	(0.962)	79397	10.0000	10.54
68 Benzo(a)anthracene	228	18.624	18.621	(0.999)	173493	10.0000	10.44
* 69 Chrysene-d12	240	18.645	18.648	(1.000)	225200	20.0000	
70 3,3'-Dichlorobenzidine	252	18.666	18.664	(1.001)	63386	10.0000	10.40
71 Chrysene	228	18.682	18.680	(1.002)	162803	10.0000	10.23
72 bis(2-Ethylhexyl)phthalate	149	18.955	18.958	(0.953)	106311	10.0000	10.63
* 134 Di-n-octylphthalate-d4	153	19.890	19.887	(1.000)	322577	20.0000	
73 Di-n-octylphthalate	149	19.895	19.898	(1.000)	182918	10.0000	10.52

Compounds	QUANT SIG			AMOUNTS			
	MASS	RT	EXP RT	REL RT	RESPONSE	CAL-AMT (ug/mL)	ON-COL (ug/mL)
=====	=====	==	=====	=====	=====	=====	=====
74 Benzo(b)fluoranthene	252	20.258	20.261	(0.975)	192540	10.0000	10.94
75 Benzo(k)fluoranthene	252	20.295	20.293	(0.977)	178729	10.0000	9.883
76 Benzo(a)pyrene	252	20.696	20.693	(0.996)	164636	10.0000	10.33
* 77 Perylene-d12	264	20.781	20.779	(1.000)	242978	20.0000	10.33
78 Indeno(1,2,3-cd)pyrene	276	22.122	22.119	(1.064)	209945	10.0000	9.881
79 Dibenzo(a,h)anthracene	278	22.154	22.151	(1.066)	166051	10.0000	10.29
80 Benzo(g,h,i)perylene	276	22.421	22.419	(1.079)	188889	10.0000	10.17
90 N-Nitrosodimethylamine	74	2.200	2.197	(0.309)	64367	10.0000	10.47
103 Pyridine	79	2.189	2.192	(0.307)	108120	10.0000	10.25
91 Aniline	93	6.686	6.684	(0.938)	152333	10.0000	10.35
105 1-methylnaphthalene	141	10.511	10.508	(1.144)	103720	10.0000	10.40
93 Benzidine	184	16.610	16.613	(0.891)	93183	10.0000	10.90
111 Azobenzene (1,2-DP-Hydrazine)	77	13.186	13.189	(1.096)	197142	10.0000	10.55
143 1,4-Dioxane	88	1.746	1.749	(0.245)	41989	10.0000	10.14
§ 137 d8-1,4-Dioxane	96	1.714	1.717	(0.240)	42052	10.0000	9.525
144 alpha-Terpineol	59	9.282	9.279	(1.010)	60059	10.0000	10.38
98 Retene	219	17.262	17.259	(0.926)	63173	10.0000	10.40
133 Butylatedhydroxytoluene	205	12.257	12.260	(1.019)	104851	10.0000	10.34
115 Tributyl Phosphate	99	13.304	13.301	(0.925)	173073	10.0000	10.57
116 Dibutyl Phenyl Phosphate	175	15.002	15.000	(1.043)	88681	10.0000	10.41
117 Butyl Diphenyl Phosphate	94	16.658	16.661	(0.893)	40693	10.0000	10.34
118 Triphenyl Phosphate	326	18.239	18.231	(0.978)	26086	10.0000	10.34
123 Acetophenone	105	7.856	7.853	(1.102)	112966	10.0000	10.64
179 n-Decane	57	7.012	7.010	(0.984)	93975	10.0000	10.42
180 n-Octadecane	57	14.399	14.396	(1.001)	93482	10.0000	10.59
168 Pentachlorobenzene	250	12.391	12.388	(1.030)	47299	10.0000	10.14
113 Diphenyl Oxide	170	11.328	11.325	(0.941)	80547	10.0000	10.14
112 Biphenyl	154	11.130	11.127	(0.925)	163279	10.0000	10.34

QC Flag Legend

M - Compound response manually integrated.
 H - Operator selected an alternate compound hit.

Analytical Resources, Inc.

INTERNAL STANDARD COMPOUNDS
 AREA AND RT SUMMARY

Instrument ID: nt6.i
 Lab File ID: 0100611.d
 Lab Smp Id: ABN 10
 Analysis Type: SV
 Quant Type: ISTD
 Operator: LJR/VTS
 Method File: /chem1/nt6.i/20090611.b/SW846.m
 Misc Info:

Calibration Date: 11-JUN-2009
 Calibration Time: 10:27

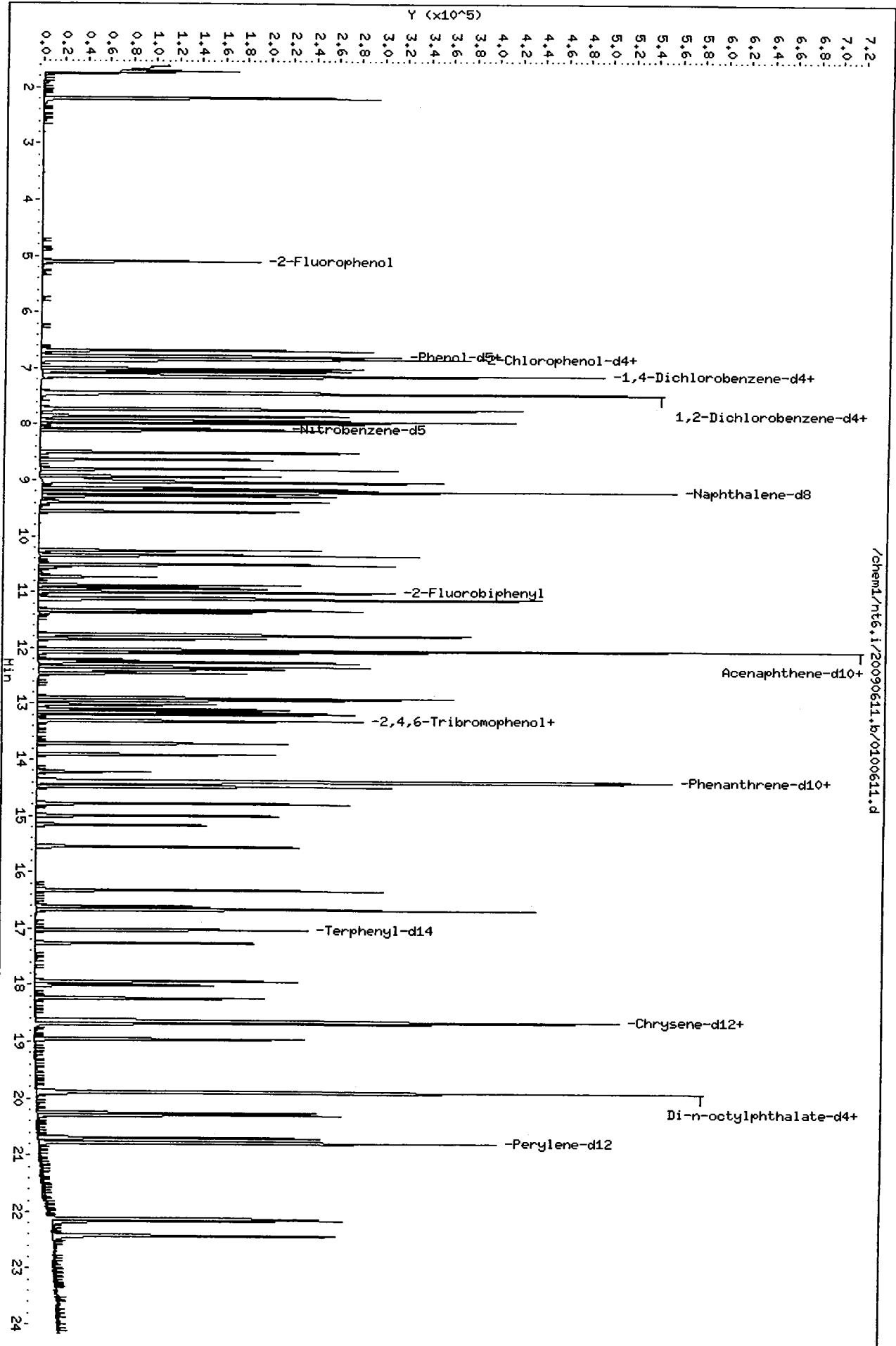
Level:
 Sample Type:

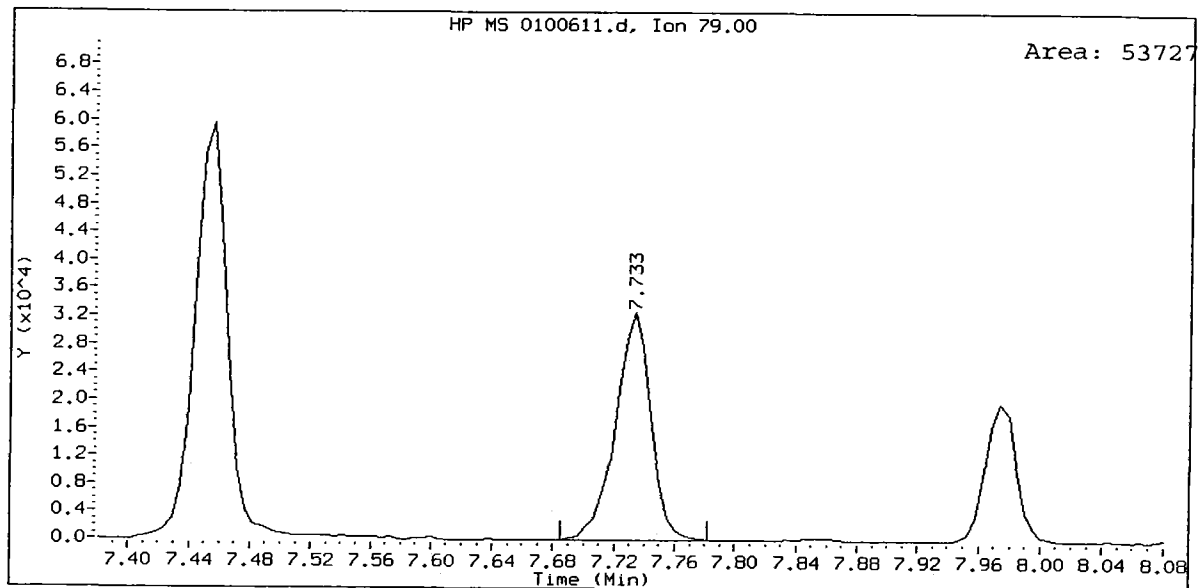
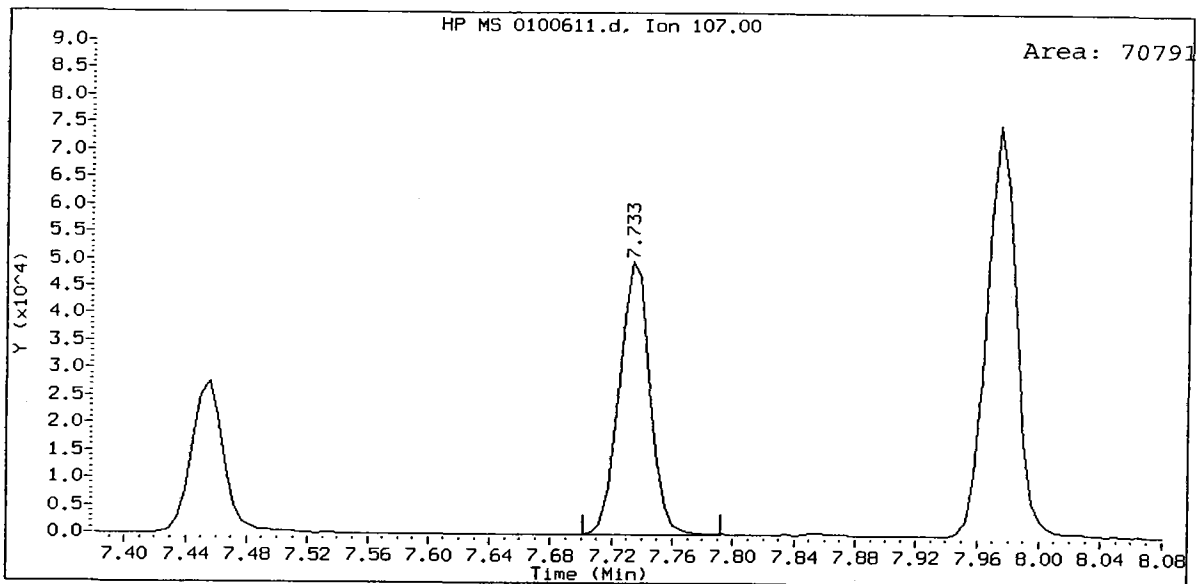
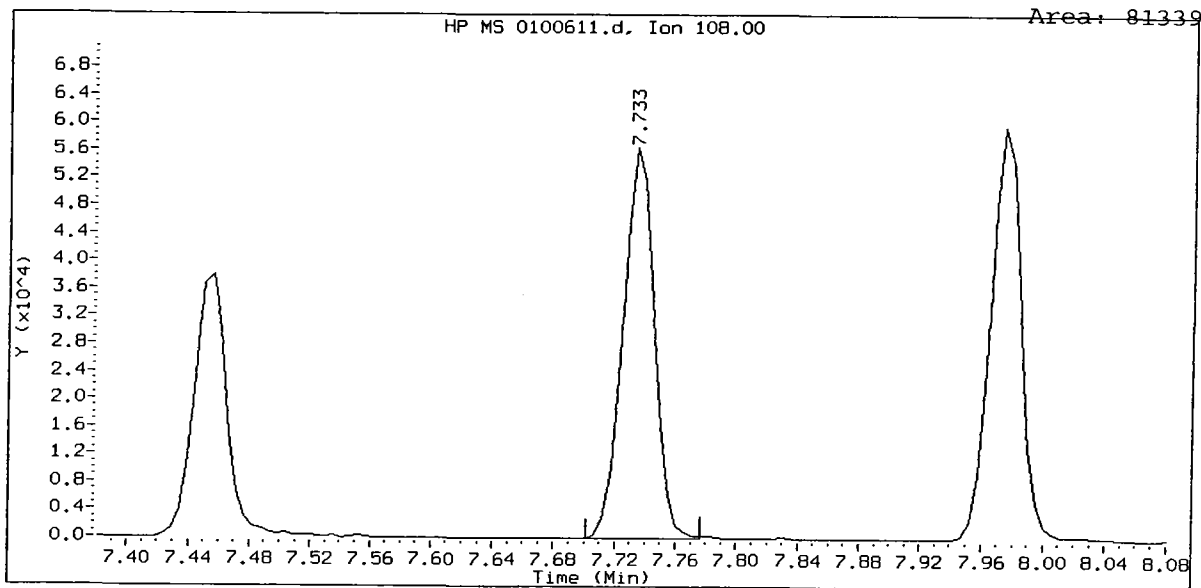
Test Mode: Use Initial Calibration Level 4.

COMPOUND	STANDARD	AREA LIMIT		SAMPLE	%DIFF
		LOWER	UPPER		
8 1,4-Dichlorobenze	112389	56194	224778	97036	-13.66
27 Naphthalene-d8	384492	192246	768984	321647	-16.34
42 Acenaphthene-d10	217478	108739	434956	175814	-19.16
59 Phenanthrene-d10	336594	168297	673188	273945	-18.61
69 Chrysene-d12	247160	123580	494320	225200	-8.88
134 Di-n-octylphthala	347036	173518	694072	322577	-7.05
77 Perylene-d12	232938	116469	465876	242978	4.31

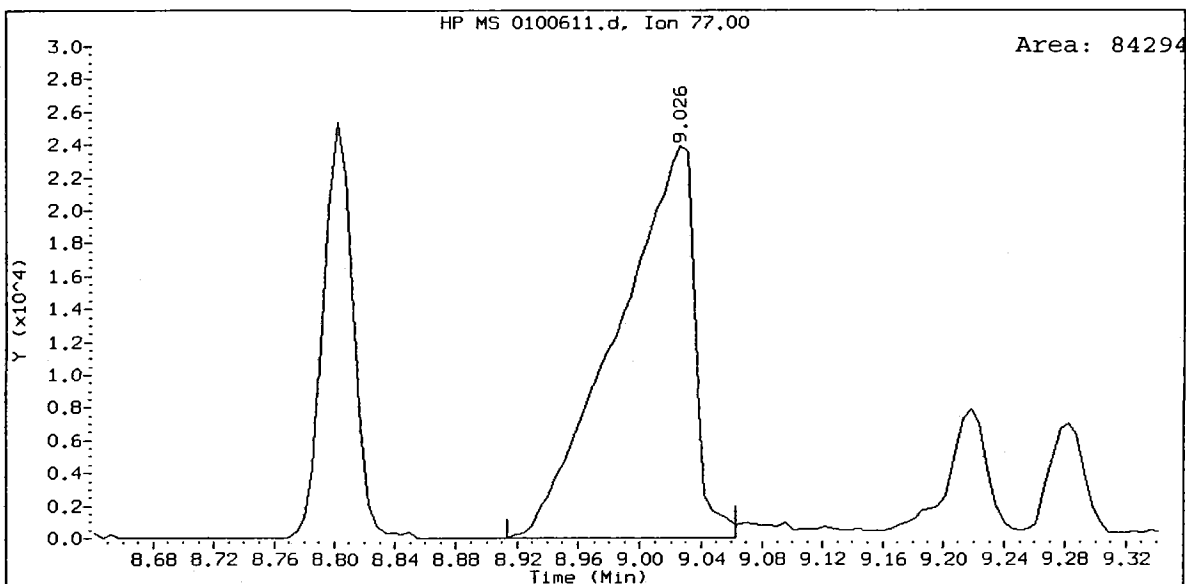
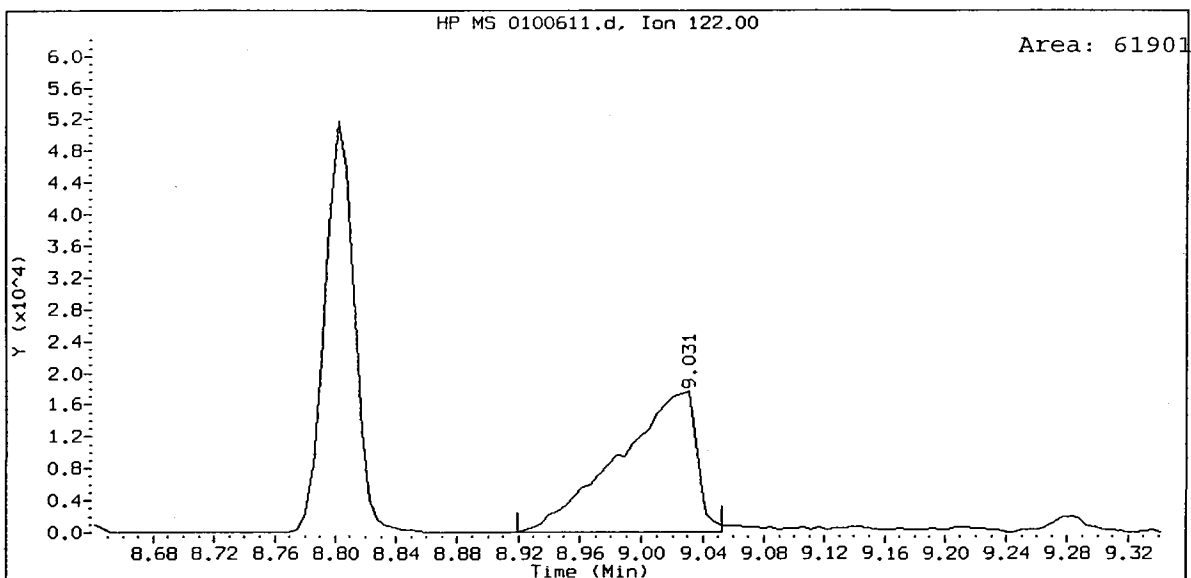
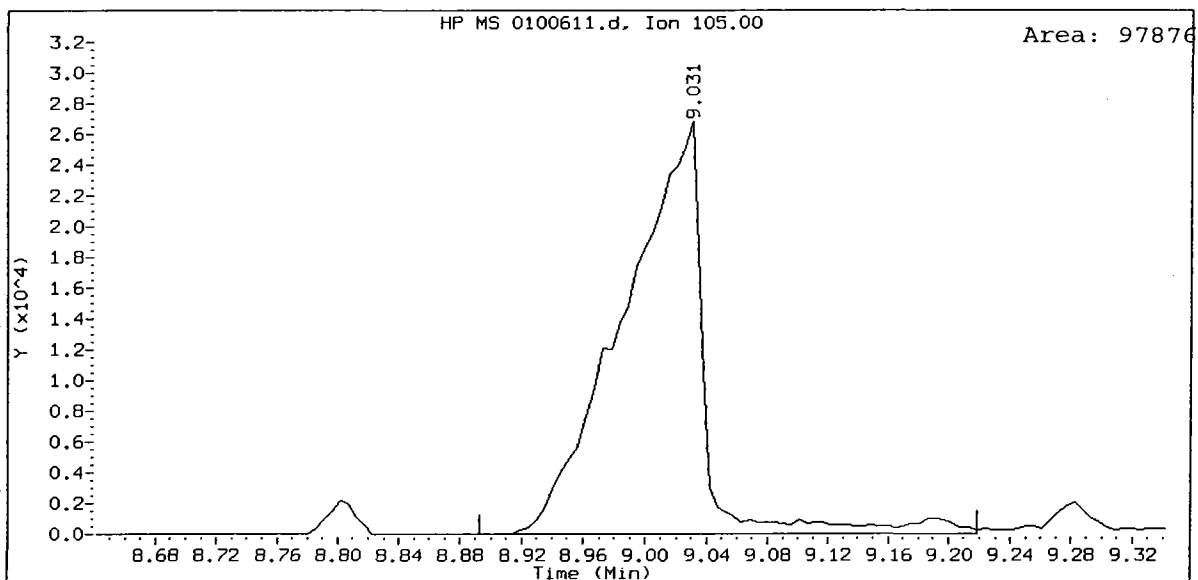
COMPOUND	STANDARD	RT LIMIT		SAMPLE	%DIFF
		LOWER	UPPER		
8 1,4-Dichlorobenze	7.13	6.63	7.63	7.13	-0.07
27 Naphthalene-d8	9.19	8.69	9.69	9.19	0.00
42 Acenaphthene-d10	12.03	11.53	12.53	12.03	0.00
59 Phenanthrene-d10	14.38	13.88	14.88	14.38	-0.04
69 Chrysene-d12	18.66	18.16	19.16	18.65	-0.06
134 Di-n-octylphthala	19.89	19.39	20.39	19.89	0.00
77 Perylene-d12	20.78	20.28	21.28	20.78	0.00

AREA UPPER LIMIT = +100% of internal standard area.
 AREA LOWER LIMIT = - 50% of internal standard area.
 RT UPPER LIMIT = + 0.50 minutes of internal standard RT.
 RT LOWER LIMIT = - 0.50 minutes of internal standard RT.





ABN 10, /chem1/nt6.i/20090611.b/0100611.d
Benzoic acid Amount: 19.16



PB35 : 00371

Analytical Resources, Inc.

Semivolatile Report SW846 Method 8270D

Data file : /chem1/nt6.i/20090611.b/0250611.d
 Lab Smp Id: ABN 25
 Inj Date : 11-JUN-2009 10:27
 Operator : LJR/VTS
 Smp Info : ABN 25
 Misc Info :
 Comment : 1ul Injection
 Method : /chem1/nt6.i/20090611.b/SW846.m
 Meth Date : 11-Jun-2009 16:21 jeff
 Cal Date : 11-JUN-2009 14:21
 Als bottle: 1
 Dil Factor: 1.00000
 Integrator: HP RTE
 Target Version: 3.50

Inst ID: nt6.i
 Quant Type: ISTD
 Cal File: 0050611a.d
 Calibration Sample, Level: 4
 Compound Sublist: ICAL.sub

LJR
6/11/09

Compounds	QUANT SIG		AMOUNTS				
	MASS	RT	EXP RT	REL RT	RESPONSE	CAL-AMT (ug/mL)	ON-COL (ug/mL)
\$ 1 2-Fluorophenol	112	5.105	5.103	(0.687)	230657	25.0000	24.89 (M)
\$ 2 Phenol-d5	99	6.788	6.780	(0.913)	315441	25.0000	25.35
3 Phenol	94	6.809	6.796	(0.916)	335041	25.0000	24.93
\$ 5 2-Chlorophenol-d4	132	6.836	6.833	(0.920)	187866	25.0000	24.78
4 Bis(2-Chloroethyl)ether	93	6.836	6.828	(0.920)	251860	25.0000	24.83
6 2-Chlorophenol	128	6.863	6.855	(0.923)	209087	25.0000	24.63
7 1,3-Dichlorobenzene	146	7.065	7.063	(0.950)	227028	25.0000	24.57 (H)
* 8 1,4-Dichlorobenzene-d4	152	7.135	7.127	(1.000)	112389	20.0000	(H)
9 1,4-Dichlorobenzene	146	7.156	7.154	(0.963)	229732	25.0000	24.82 (H)
\$ 10 1,2-Dichlorobenzene-d4	152	7.434	7.426	(1.000)	138749	25.0000	24.79
12 1,2-Dichlorobenzene	146	7.450	7.448	(1.002)	219866	25.0000	24.20
11 Benzyl alcohol	108	7.461	7.453	(1.046)	162860	25.0000	25.89 (M)
14 2,2'-oxybis(1-Chloropropane)	45	7.722	7.720	(1.039)	315832	25.0000	25.13
13 2-Methylphenol	108	7.738	7.731	(1.041)	222835	25.0000	25.32 (H)
17 Hexachloroethane	117	7.941	7.939	(1.068)	106520	25.0000	24.90
16 N-Nitroso-di-n-propylamine	70	7.947	7.934	(1.069)	209303	25.0000	25.09
15 4-Methylphenol	108	7.979	7.971	(1.073)	227201	25.0000	25.26
\$ 18 Nitrobenzene-d5	82	8.086	8.078	(0.871)	284248	25.0000	24.07
19 Nitrobenzene	77	8.118	8.104	(0.874)	292578	25.0000	23.87
20 Isophorone	82	8.513	8.500	(0.917)	497564	25.0000	24.27
21 2-Nitrophenol	139	8.636	8.633	(0.930)	110806	25.0000	24.82
22 2,4-Dimethylphenol	107	8.807	8.799	(0.948)	241217	25.0000	24.68
23 Bis(2-Chloroethoxy)methane	93	8.935	8.927	(0.962)	281343	25.0000	24.91
24 Benzoic acid	105	9.111	8.991	(0.981)	307295	50.0000	50.31 (M)
25 2,4-Dichlorophenol	162	9.042	9.034	(0.974)	169609	25.0000	26.65
26 1,2,4-Trichlorobenzene	180	9.143	9.141	(0.984)	189040	25.0000	24.46
* 27 Naphthalene-d8	136	9.191	9.189	(1.000)	384492	20.0000	(H)

Compounds	QUANT SIG		AMOUNTS				
	MASS	RT	EXP RT	REL RT	RESPONSE	CAL-AMT (ug/mL)	ON-COL (ug/mL)
28 Naphthalene	128	9.223	9.215	(0.993)	552453	25.0000	24.17
29 4-Chloroaniline	127	9.400	9.392	(1.012)	247922	25.0000	25.16
30 Hexachlorobutadiene	225	9.560	9.557	(1.029)	107002	25.0000	24.75
31 4-Chloro-3-methylphenol	107	10.254	10.252	(1.104)	204195	25.0000	25.34
32 2-Methylnaphthalene	141	10.345	10.342	(1.114)	307932	25.0000	24.73 (H)
33 Hexachlorocyclopentadiene	237	10.729	10.732	(0.892)	88728	25.0000	21.49
34 2,4,6-Trichlorophenol	196	10.884	10.876	(0.905)	112457	25.0000	24.23
35 2,4,5-Trichlorophenol	196	10.943	10.941	(0.909)	117286	25.0000	24.66
\$ 36 2-Fluorobiphenyl	172	11.007	10.999	(0.915)	395522	25.0000	24.48
37 2-Chloronaphthalene	162	11.114	11.111	(0.924)	357664	25.0000	24.71
38 2-Nitroaniline	65	11.370	11.363	(0.945)	154285	25.0000	25.62
39 Dimethylphthalate	163	11.766	11.758	(0.978)	383403	25.0000	24.17
40 Acenaphthylene	152	11.782	11.779	(0.979)	542154	25.0000	25.08
41 2,6-Dinitrotoluene	165	11.846	11.843	(0.984)	85115	25.0000	24.68
* 42 Acenaphthene-d10	164	12.033	12.030	(1.000)	217478	20.0000	
43 3-Nitroaniline	138	12.049	12.035	(1.001)	96260	25.0000	24.44
44 Acenaphthene	153	12.086	12.078	(1.004)	324704	25.0000	23.80
45 2,4-Dinitrophenol	184	12.220	12.212	(1.016)	71172	50.0000	44.54
46 Dibenzofuran	168	12.348	12.340	(1.026)	479874	25.0000	24.35
47 4-Nitrophenol	109	12.423	12.409	(1.032)	63149	25.0000	25.15
48 2,4-Dinitrotoluene	165	12.465	12.457	(1.036)	109344	25.0000	24.44
50 Diethylphthalate	149	12.919	12.911	(1.074)	353718	25.0000	24.49
49 Fluorene	166	12.898	12.890	(1.072)	391835	25.0000	24.30
51 4-Chlorophenyl-phenylether	204	12.946	12.943	(1.076)	186098	25.0000	23.39
52 4-Nitroaniline	138	13.037	13.018	(1.083)	82794	25.0000	23.66
53 4,6-Dinitro-2-methylphenol	198	13.117	13.104	(0.912)	131848	50.0000	52.02
54 N-Nitrosodiphenylamine	169	13.160	13.152	(0.915)	260878	25.0000	24.84
\$ 55 2,4,6-Tribromophenol	330	13.325	13.317	(1.107)	49050	25.0000	23.65
56 4-Bromophenyl-phenylether	248	13.715	13.713	(0.954)	110160	25.0000	25.73
57 Hexachlorobenzene	284	13.913	13.910	(0.967)	109844	25.0000	25.14
58 Pentachlorophenol	266	14.228	14.220	(0.989)	51132	25.0000	25.63
* 59 Phenanthrene-d10	188	14.383	14.375	(1.000)	336594	20.0000	
60 Phenanthrene	178	14.415	14.412	(1.002)	528524	25.0000	24.74
61 Anthracene	178	14.490	14.482	(1.007)	536064	25.0000	24.75
62 Carbazole	167	14.794	14.786	(1.029)	450059	25.0000	25.29
63 Di-n-butylphthalate	149	15.558	15.550	(1.082)	554982	25.0000	26.06
64 Fluoranthene	202	16.332	16.330	(1.136)	550436	25.0000	25.24
65 Pyrene	202	16.674	16.672	(0.894)	545974	25.0000	26.66
\$ 66 Terphenyl-d14	244	17.032	17.029	(0.913)	340025	25.0000	25.76
67 Butylbenzylphthalate	149	17.940	17.937	(0.962)	220774	25.0000	26.70
68 Benzo(a)anthracene	228	18.629	18.621	(0.999)	472264	25.0000	25.89
* 69 Chrysene-d12	240	18.656	18.648	(1.000)	247160	20.0000	
70 3,3'-Dichlorobenzidine	252	18.672	18.664	(1.001)	157181	25.0000	23.50
71 Chrysene	228	18.693	18.680	(1.002)	446340	25.0000	25.55
72 bis(2-Ethylhexyl)phthalate	149	18.960	18.958	(0.953)	284294	25.0000	26.41
* 134 Di-n-octylphthalate-d4	153	19.889	19.887	(1.000)	347036	20.0000	
73 Di-n-octylphthalate	149	19.895	19.898	(1.000)	466898	25.0000	24.96

Compounds	QUANT SIG				RESPONSE	AMOUNTS	
	MASS	RT	EXP RT	REL RT		CAL-AMT (ug/mL)	ON-COL (ug/mL)
74 Benzo(b)fluoranthene	252	20.269	20.261	(0.975)	435409	25.0000	25.79
75 Benzo(k)fluoranthene	252	20.301	20.293	(0.977)	409316	25.0000	23.61
76 Benzo(a)pyrene	252	20.701	20.693	(0.996)	377567	25.0000	24.71
* 77 Perylene-d12	264	20.781	20.779	(1.000)	232938	20.0000	
78 Indeno(1,2,3-cd)pyrene	276	22.133	22.119	(1.065)	510150	25.0000	25.04
79 Dibenzo(a,h)anthracene	278	22.159	22.151	(1.066)	379482	25.0000	24.54
80 Benzo(g,h,i)perylene	276	22.432	22.419	(1.079)	449475	25.0000	25.25
90 N-Nitrosodimethylamine	74	2.205	2.197	(0.297)	180132	25.0000	25.30
103 Pyridine	79	2.184	2.192	(0.294)	310161	25.0000	25.39
91 Aniline	93	6.692	6.684	(0.900)	426059	25.0000	25.00 (H)
105 1-methylnaphthalene	141	10.510	10.508	(1.132)	291451	25.0000	24.44
93 Benzidine	184	16.615	16.613	(0.891)	234226	25.0000	24.96
111 Azobenzene (1,2-DP-Hydrazine)	77	13.192	13.189	(1.096)	573866	25.0000	24.83
143 1,4-Dioxane	88	1.746	1.749	(0.235)	121972	25.0000	25.42
§ 137 d8-1,4-Dioxane	96	1.714	1.717	(0.231)	135526	25.0000	26.50
144 alpha-Terpineol	59	9.287	9.279	(1.000)	171742	25.0000	24.83
98 Retene	219	17.262	17.259	(0.925)	173721	25.0000	26.06
133 Butylatedhydroxytoluene	205	12.257	12.260	(1.019)	307896	25.0000	24.55
115 Tributyl Phosphate	99	13.315	13.301	(0.926)	519669	25.0000	25.82
116 Dibutyl Phenyl Phosphate	175	15.008	15.000	(1.043)	272285	25.0000	26.02
117 Butyl Diphenyl Phosphate	94	16.663	16.661	(0.893)	118903	25.0000	27.53
118 Triphenyl Phosphate	326	18.244	18.231	(0.978)	69834	25.0000	25.21
123 Acetophenone	105	7.861	7.853	(1.057)	302203	25.0000	24.58
179 n-Decane	57	7.012	7.010	(0.943)	255008	25.0000	24.42
180 n-Octadecane	57	14.399	14.396	(1.001)	275048	25.0000	25.35
168 Pentachlorobenzene	250	12.391	12.388	(1.030)	136487	25.0000	23.65
113 Diphenyl Oxide	170	11.328	11.325	(0.941)	242664	25.0000	24.69
112 Biphenyl	154	11.130	11.127	(0.925)	482734	25.0000	24.72

QC Flag Legend

M - Compound response manually integrated.
 H - Operator selected an alternate compound hit.

Analytical Resources, Inc.

INTERNAL STANDARD COMPOUNDS
 AREA AND RT SUMMARY

Instrument ID: nt6.i
 Lab File ID: 0250611.d
 Lab Smp Id: ABN 25
 Analysis Type: SV
 Quant Type: ISTD
 Operator: LJR/VTS
 Method File: /chem1/nt6.i/20090611.b/SW846.m
 Misc Info:

Calibration Date: 11-JUN-2009
 Calibration Time: 10:27

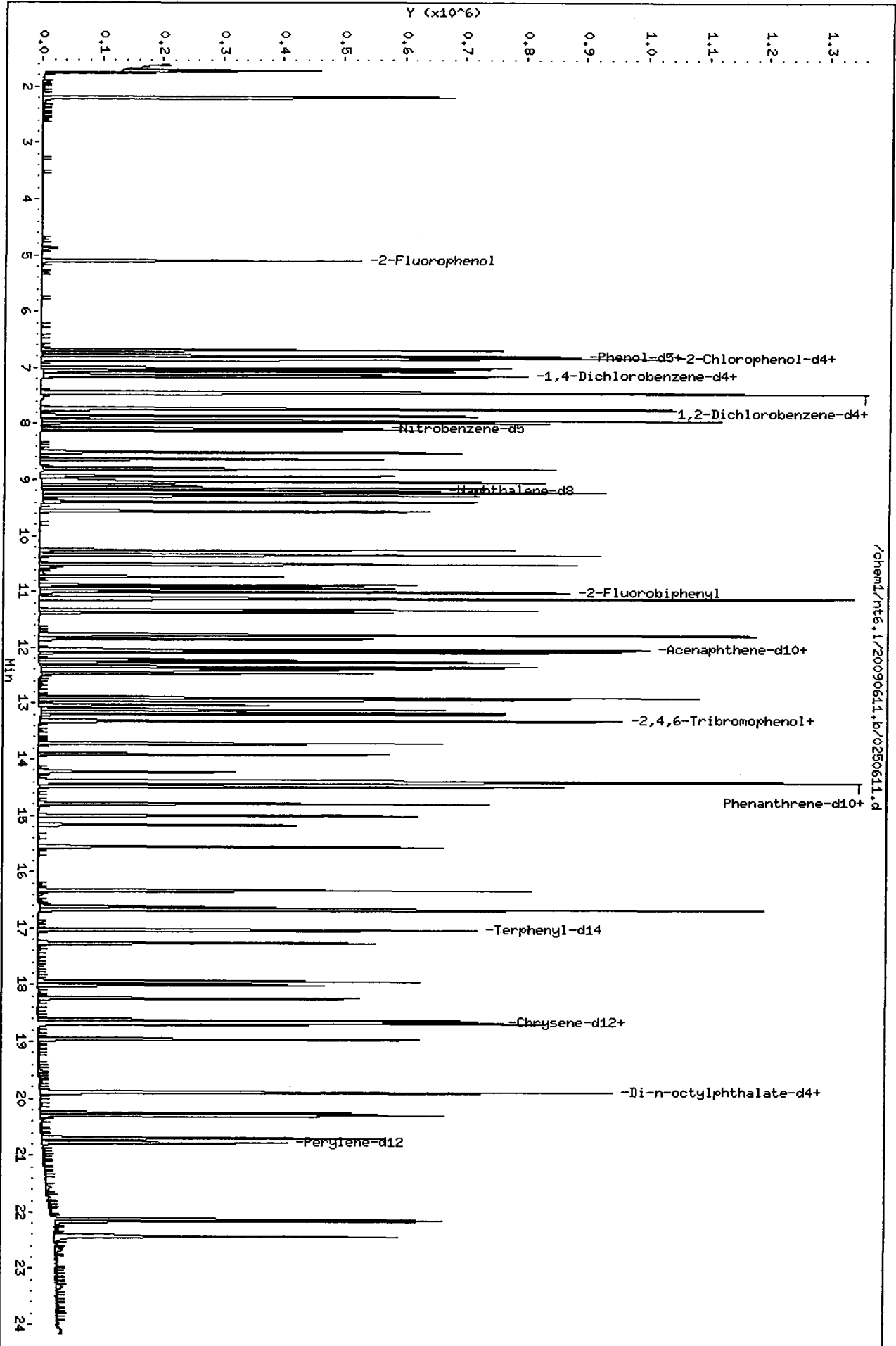
Level:
 Sample Type:

Test Mode: Use Initial Calibration Level 4.

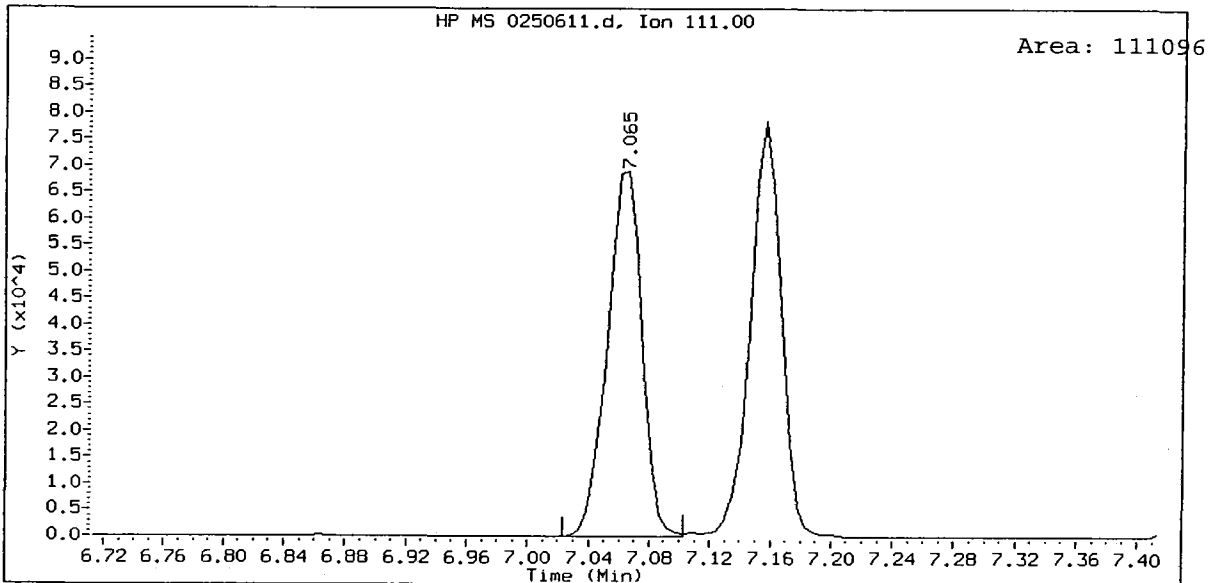
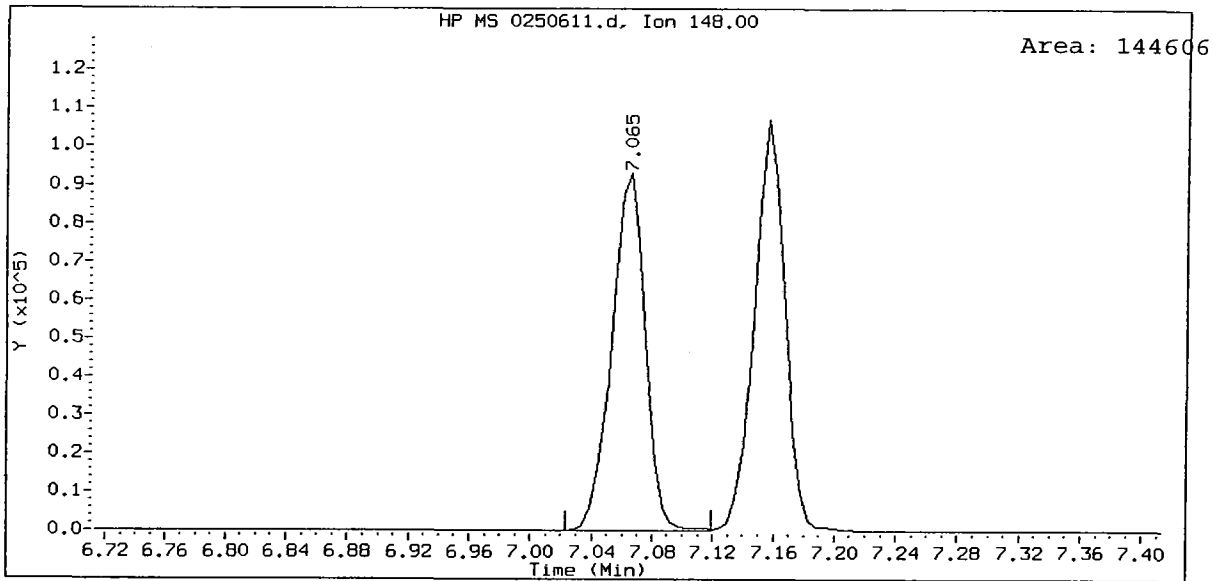
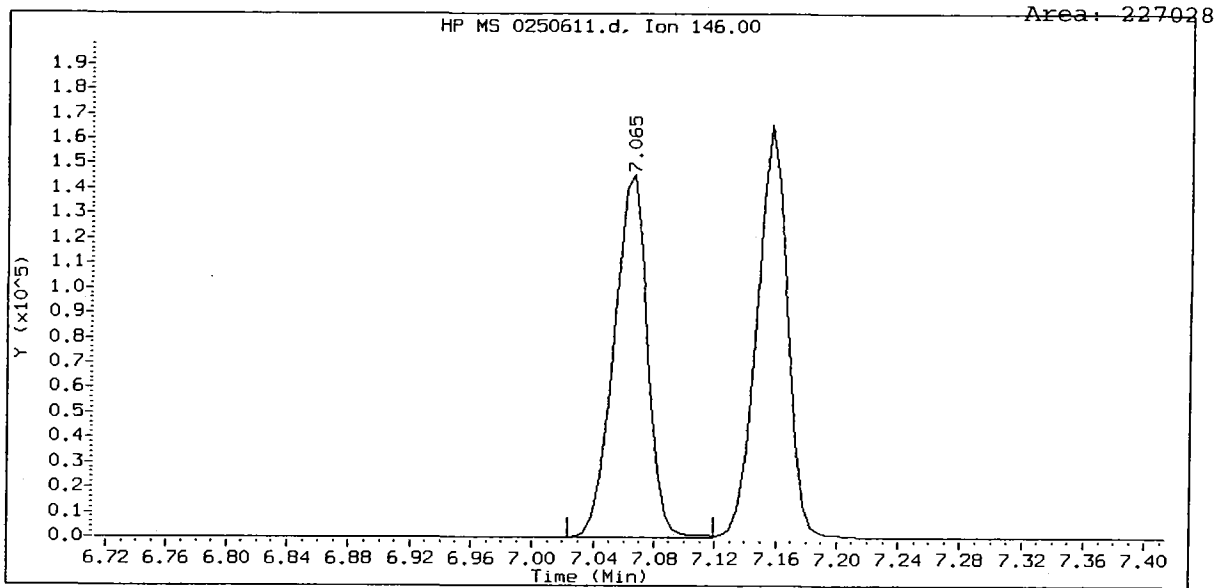
COMPOUND	STANDARD	AREA LIMIT		SAMPLE	%DIFF
		LOWER	UPPER		
8 1,4-Dichlorobenze	112389	56194	224778	112389	0.00
27 Naphthalene-d8	384492	192246	768984	384492	0.00
42 Acenaphthene-d10	217478	108739	434956	217478	0.00
59 Phenanthrene-d10	336594	168297	673188	336594	0.00
69 Chrysene-d12	247160	123580	494320	247160	0.00
134 Di-n-octylphthala	347036	173518	694072	347036	0.00
77 Perylene-d12	232938	116469	465876	232938	0.00

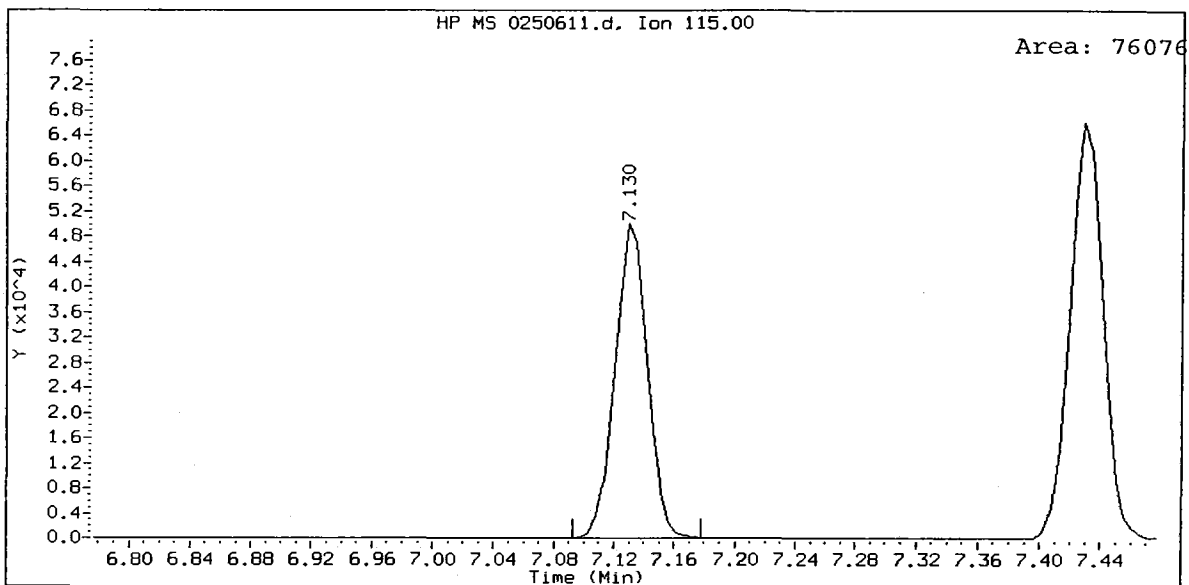
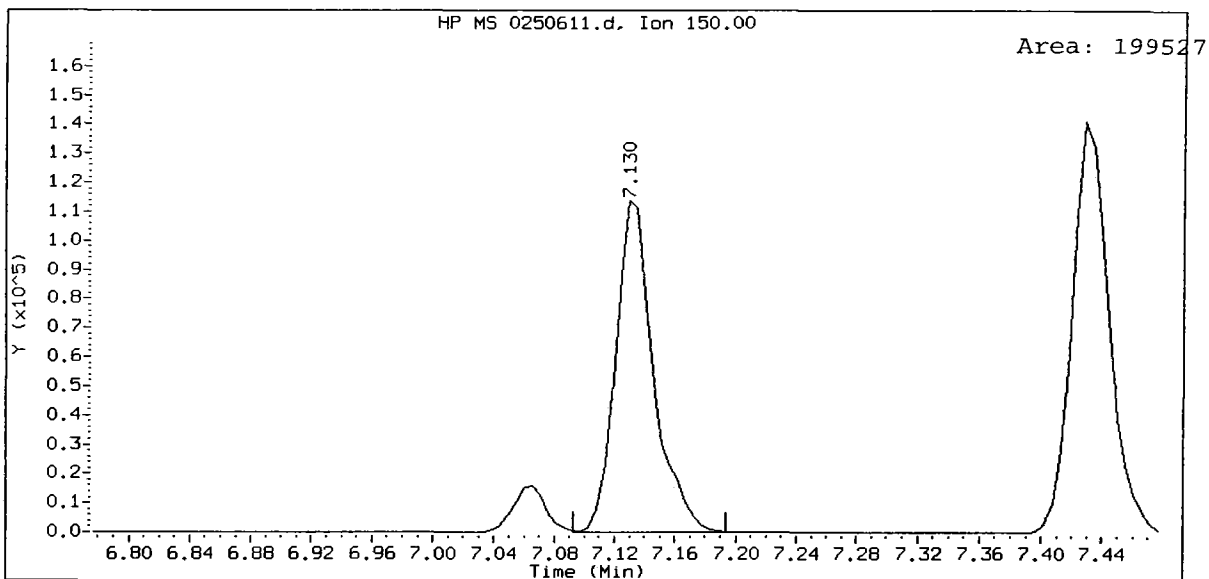
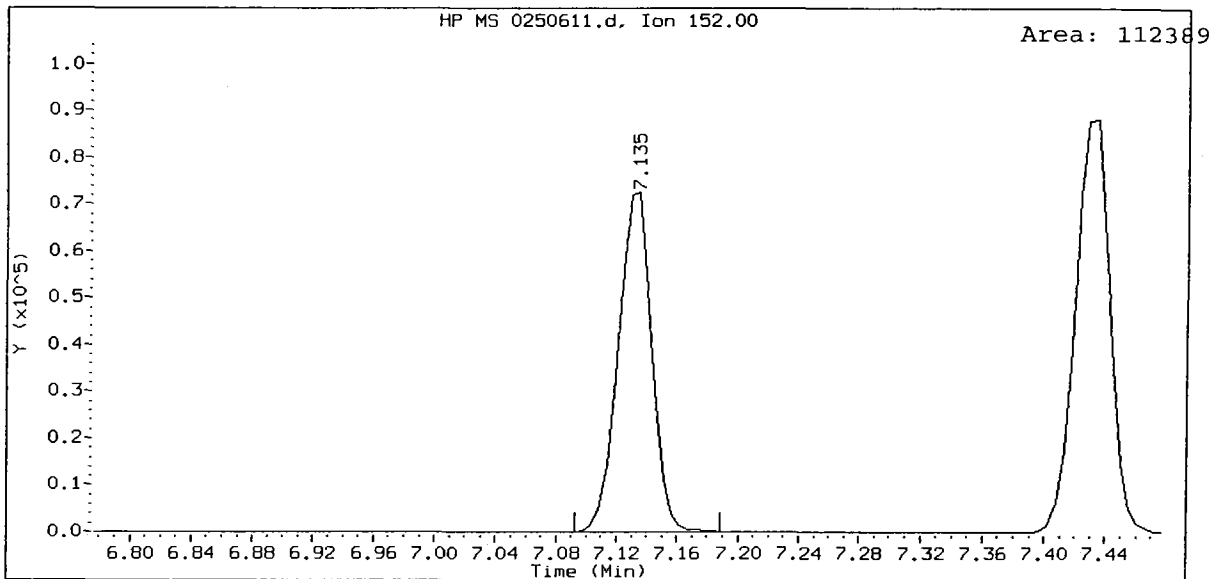
COMPOUND	STANDARD	RT LIMIT		SAMPLE	%DIFF
		LOWER	UPPER		
8 1,4-Dichlorobenze	7.13	6.63	7.63	7.13	0.00
27 Naphthalene-d8	9.19	8.69	9.69	9.19	0.00
42 Acenaphthene-d10	12.03	11.53	12.53	12.03	0.00
59 Phenanthrene-d10	14.38	13.88	14.88	14.38	0.00
69 Chrysene-d12	18.66	18.16	19.16	18.66	0.00
134 Di-n-octylphthala	19.89	19.39	20.39	19.89	0.00
77 Perylene-d12	20.78	20.28	21.28	20.78	0.00

AREA UPPER LIMIT = +100% of internal standard area.
 AREA LOWER LIMIT = - 50% of internal standard area.
 RT UPPER LIMIT = + 0.50 minutes of internal standard RT.
 RT LOWER LIMIT = - 0.50 minutes of internal standard RT.

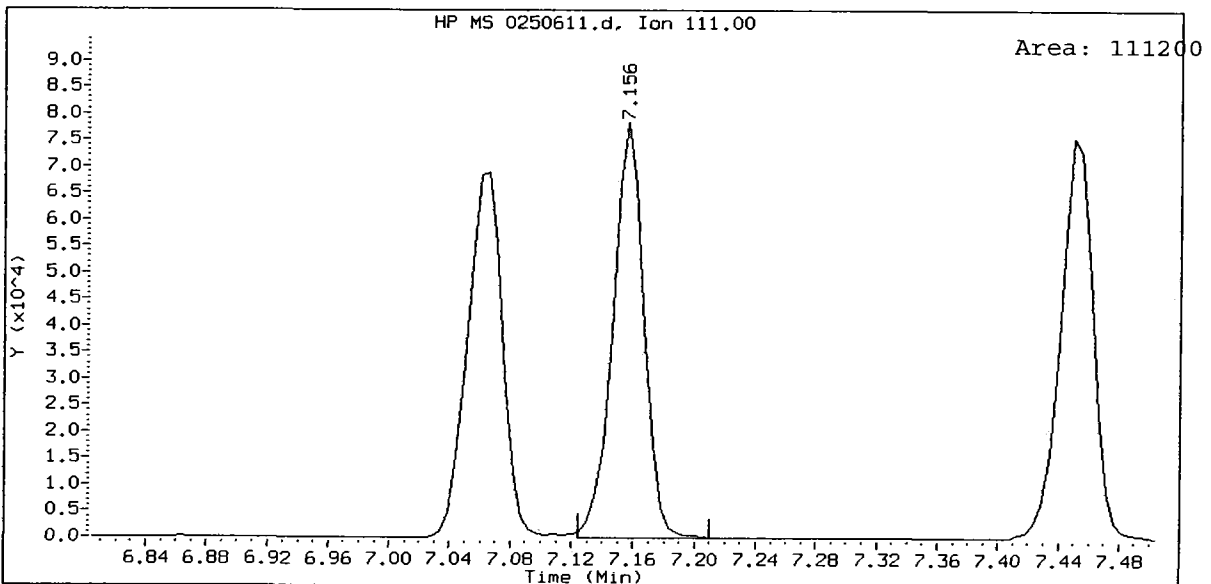
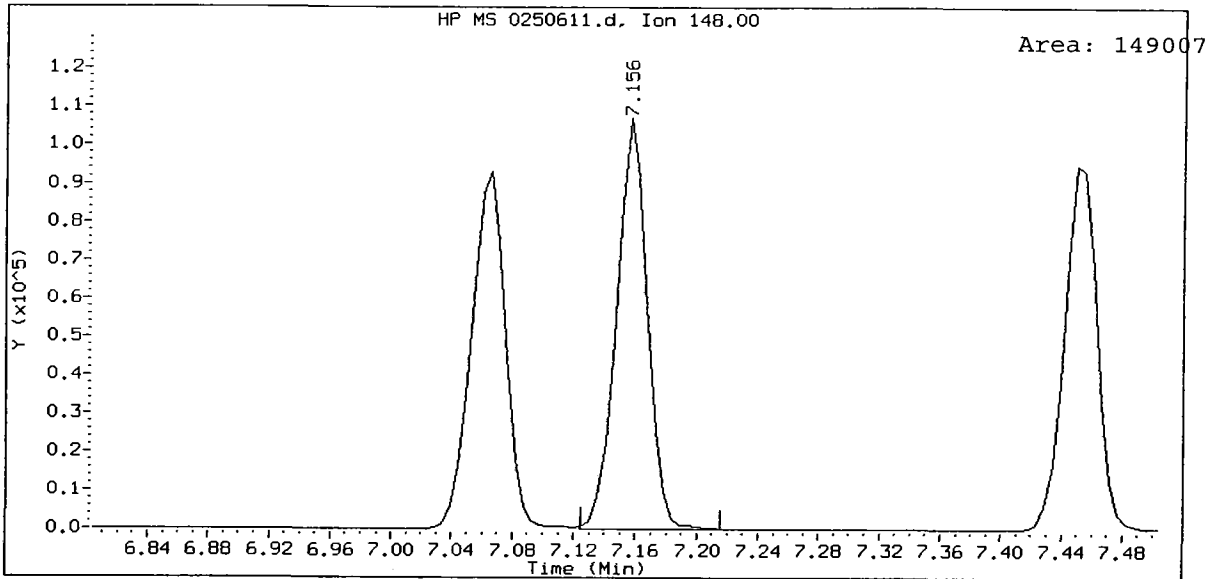
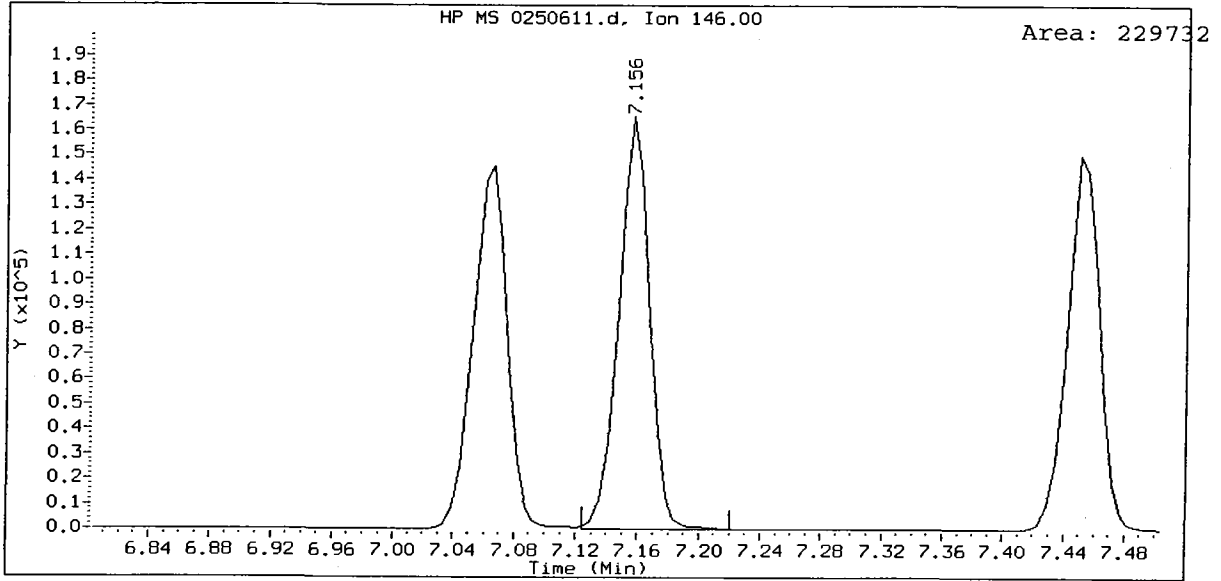


ABN 25, /chem1/nt6.i/20090611.b/0250611.d
1,3-Dichlorobenzene Amount: 24.57

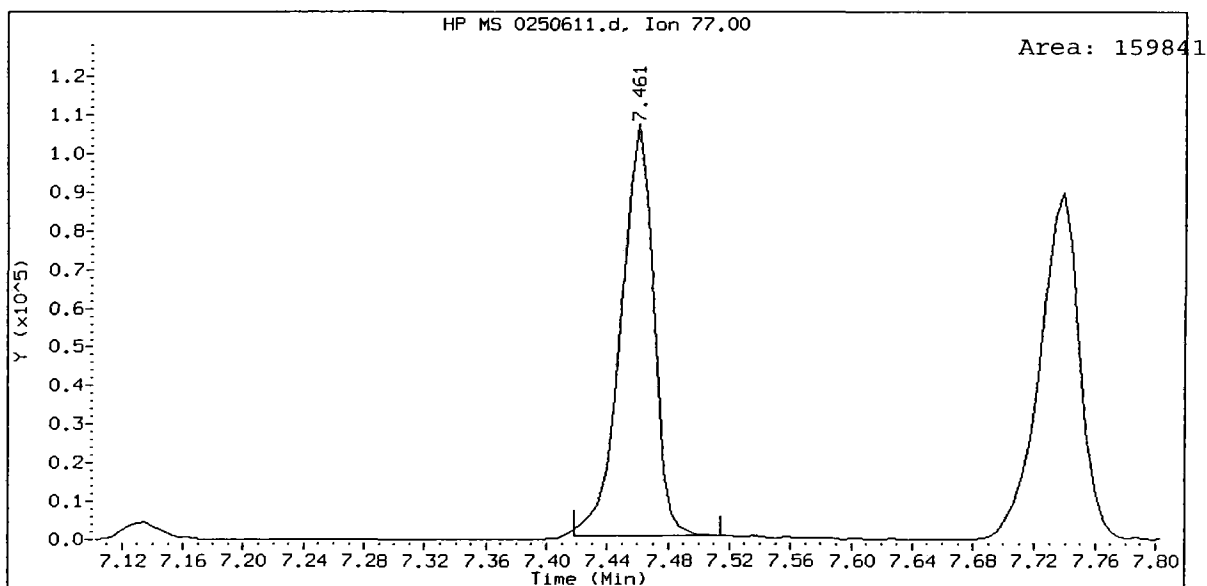
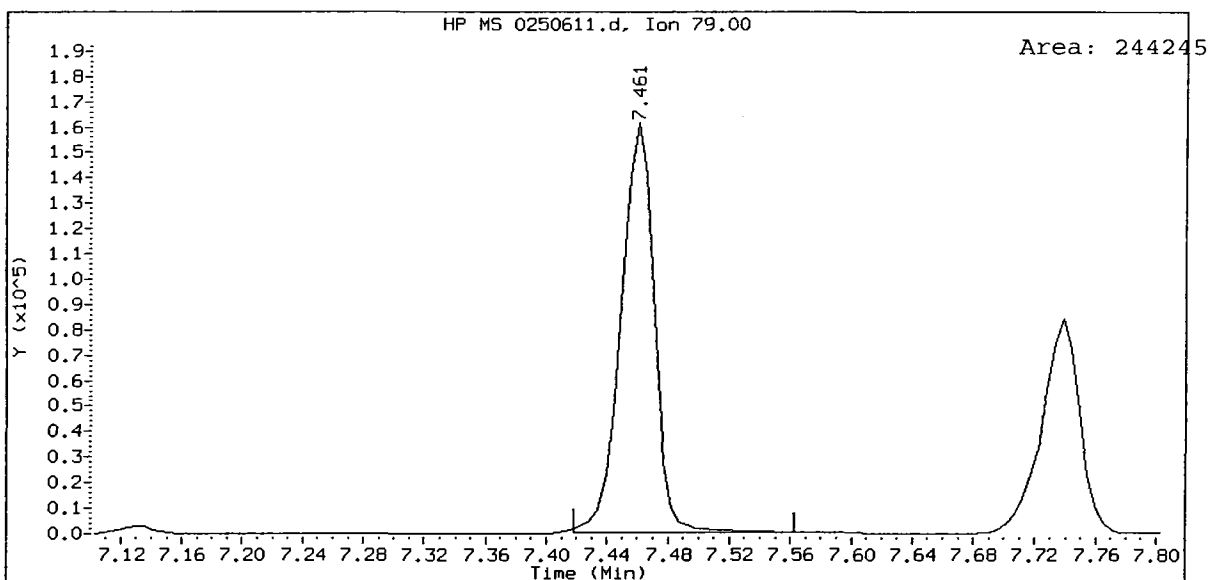
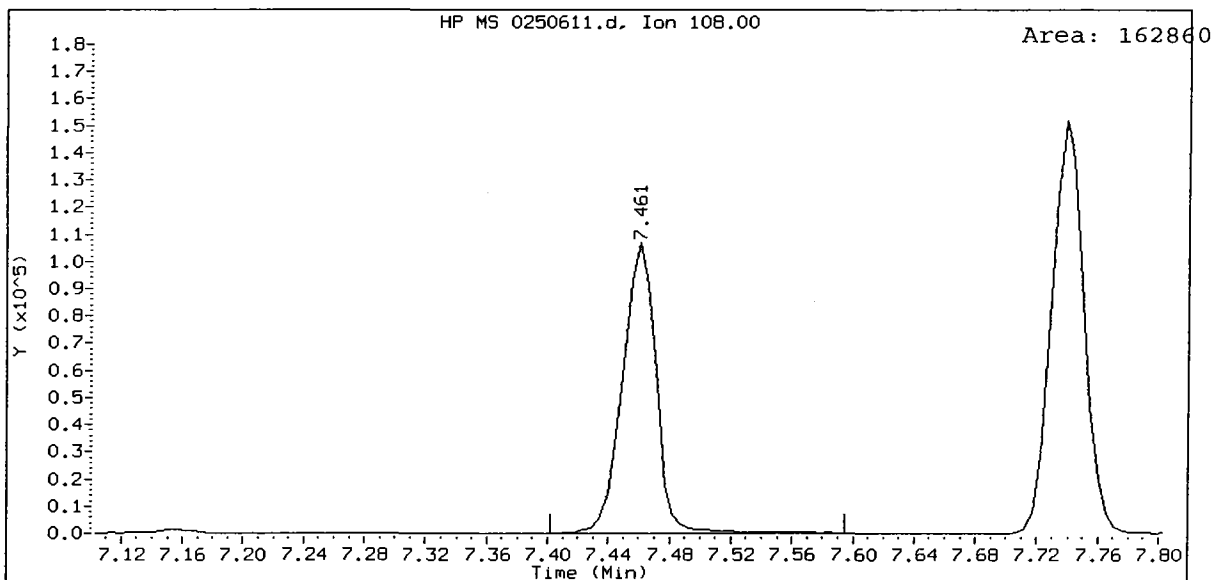




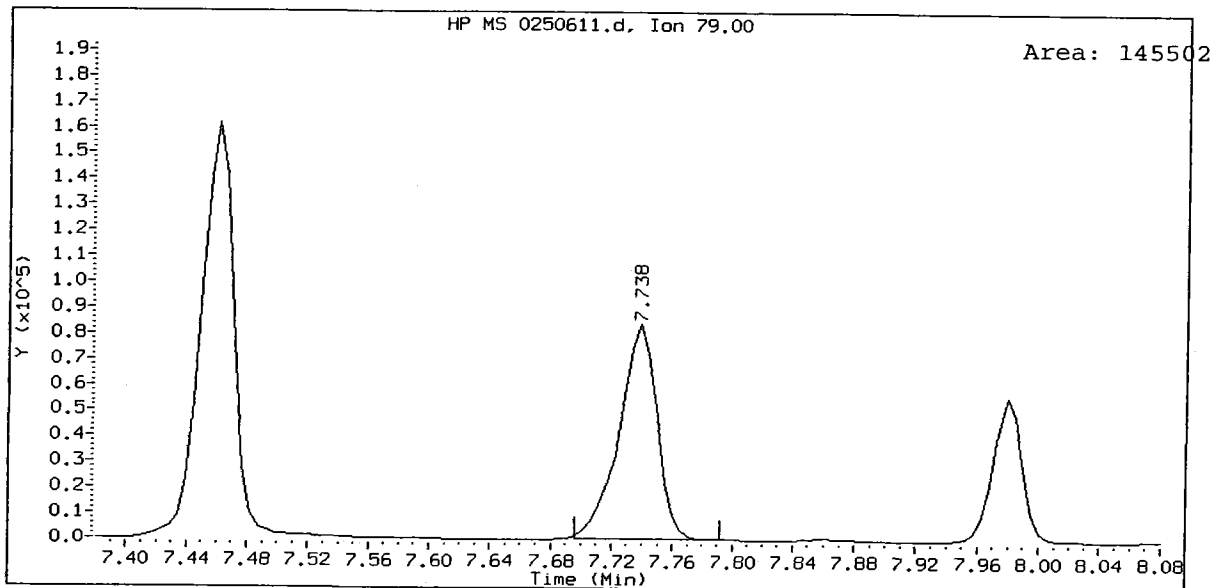
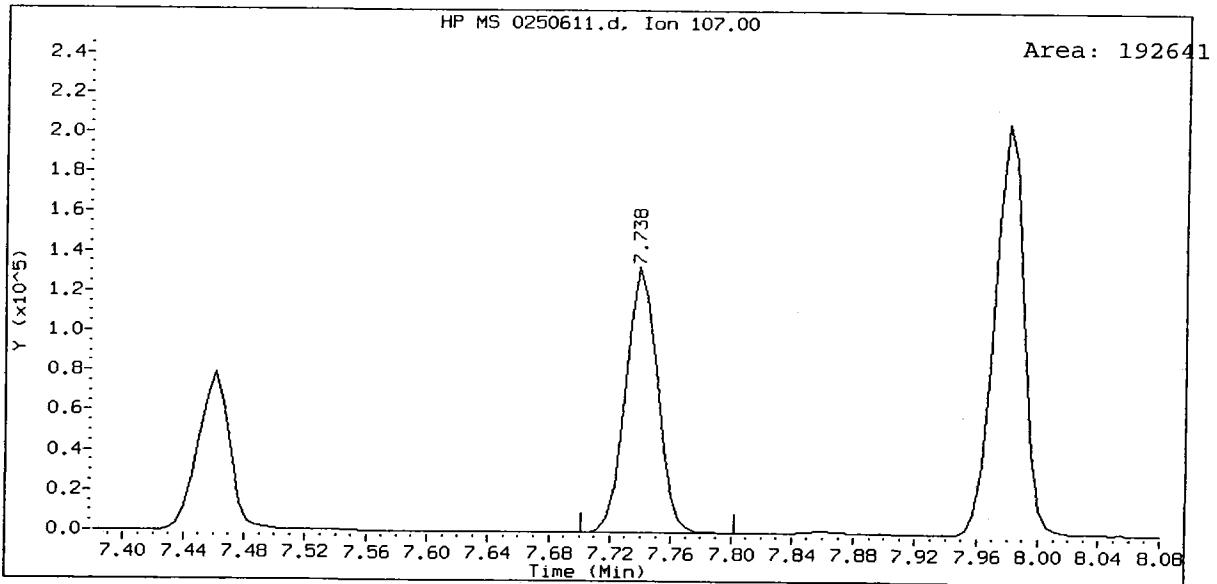
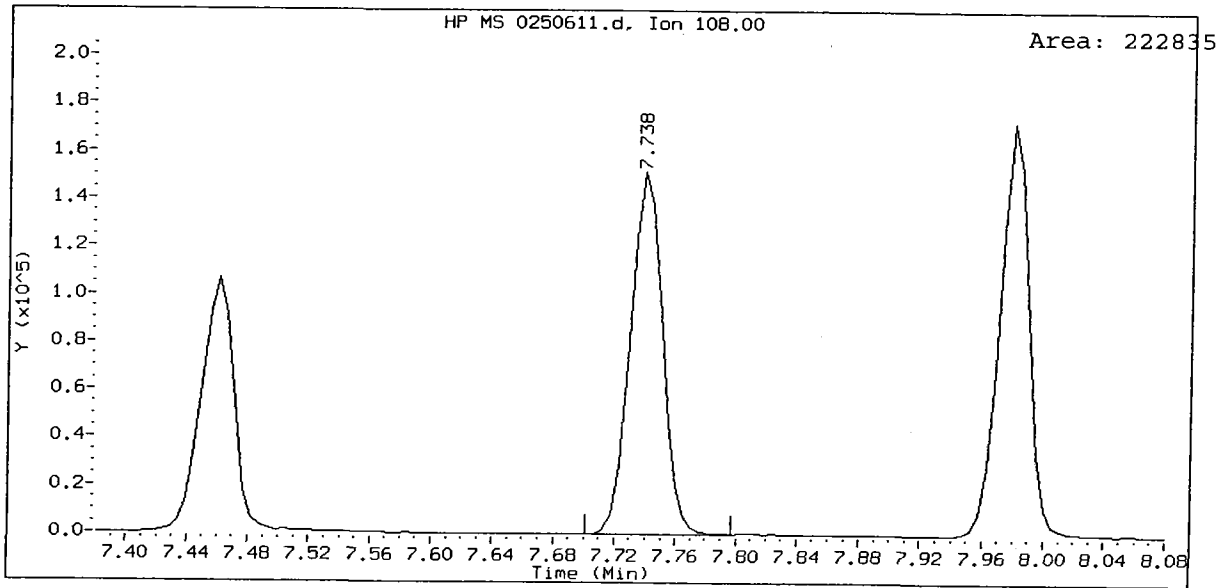
ABN 25, /chem1/nt6.i/20090611.b/0250611.d
1,4-Dichlorobenzene Amount: 24.82

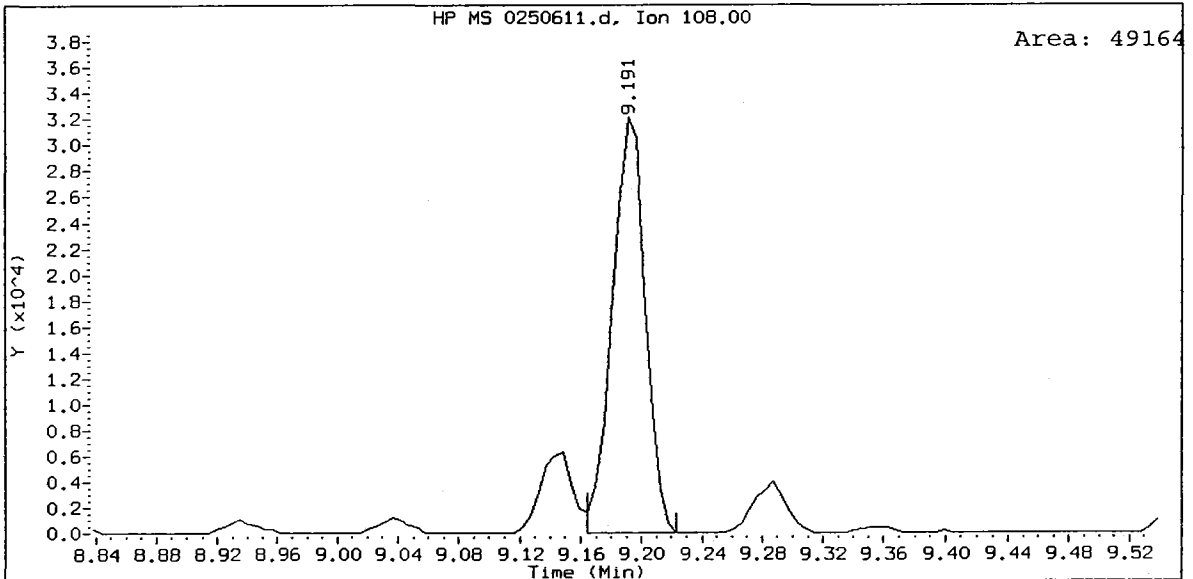
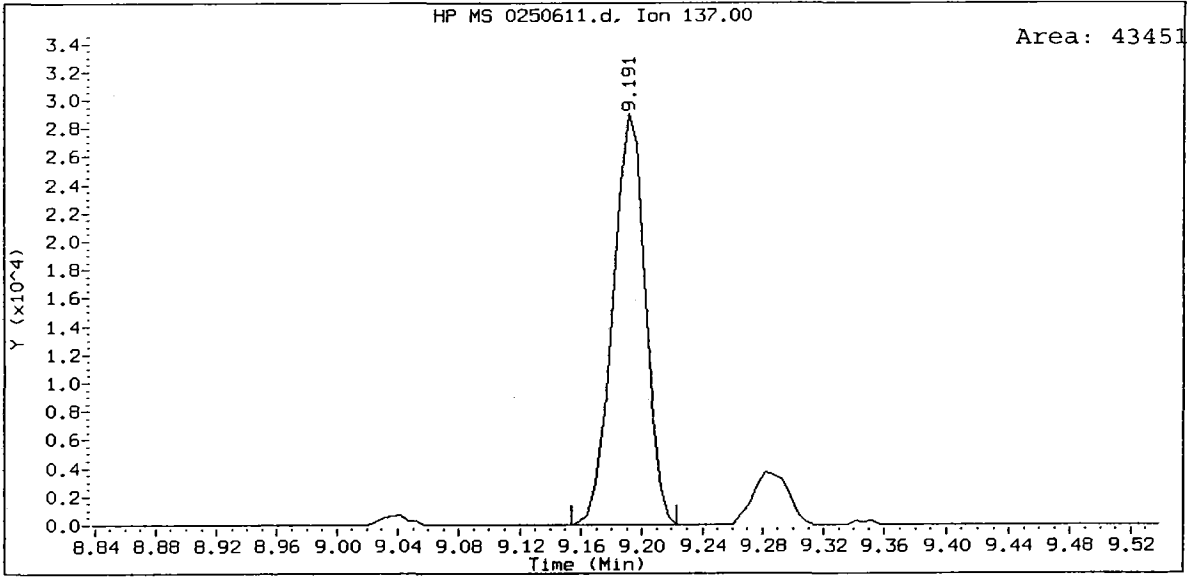
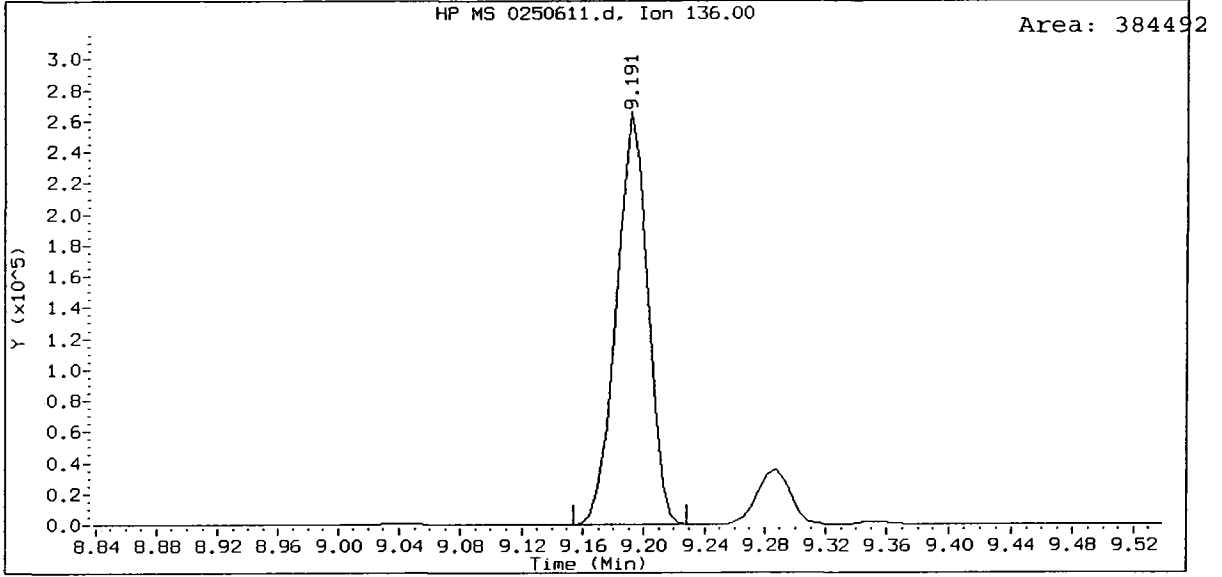


ABN 25, /chem1/nt6.i/20090611.b/0250611.d
Benzyl alcohol Amount: 25.89

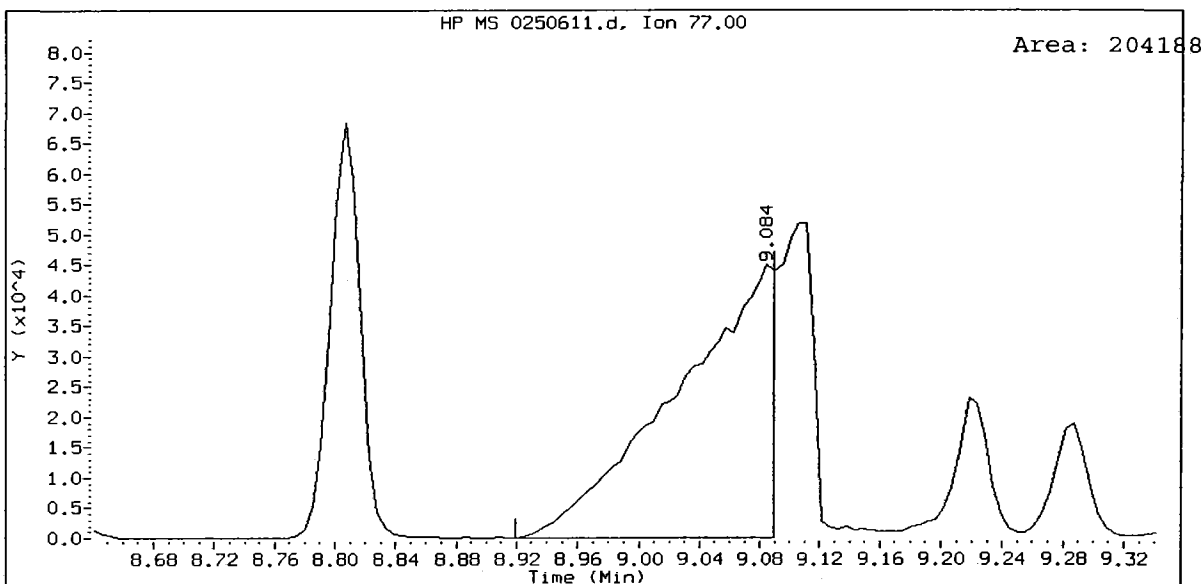
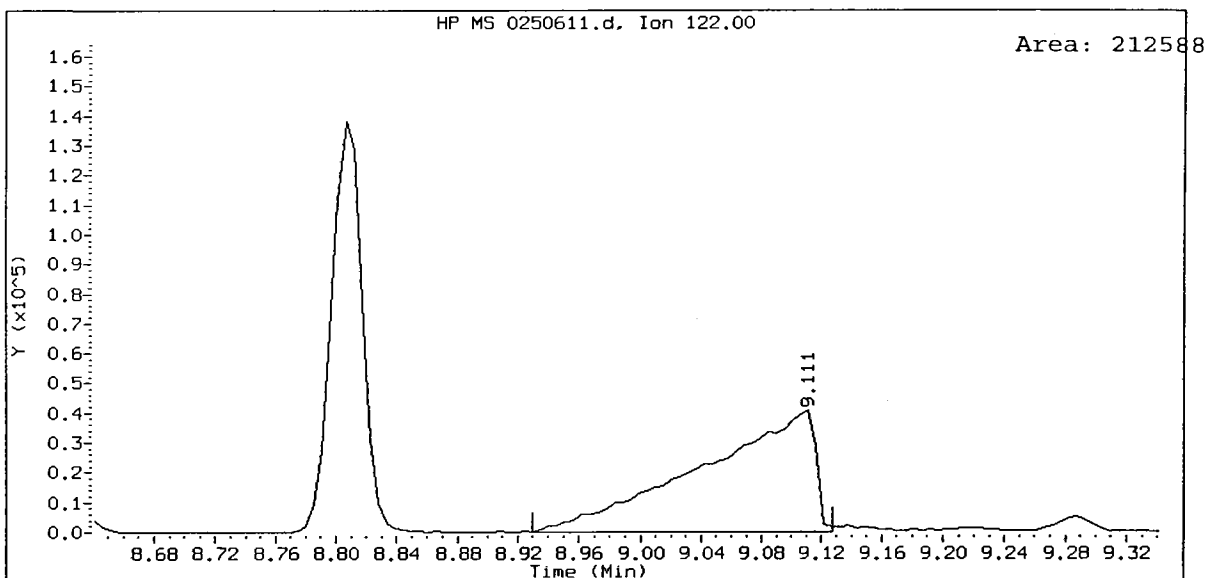
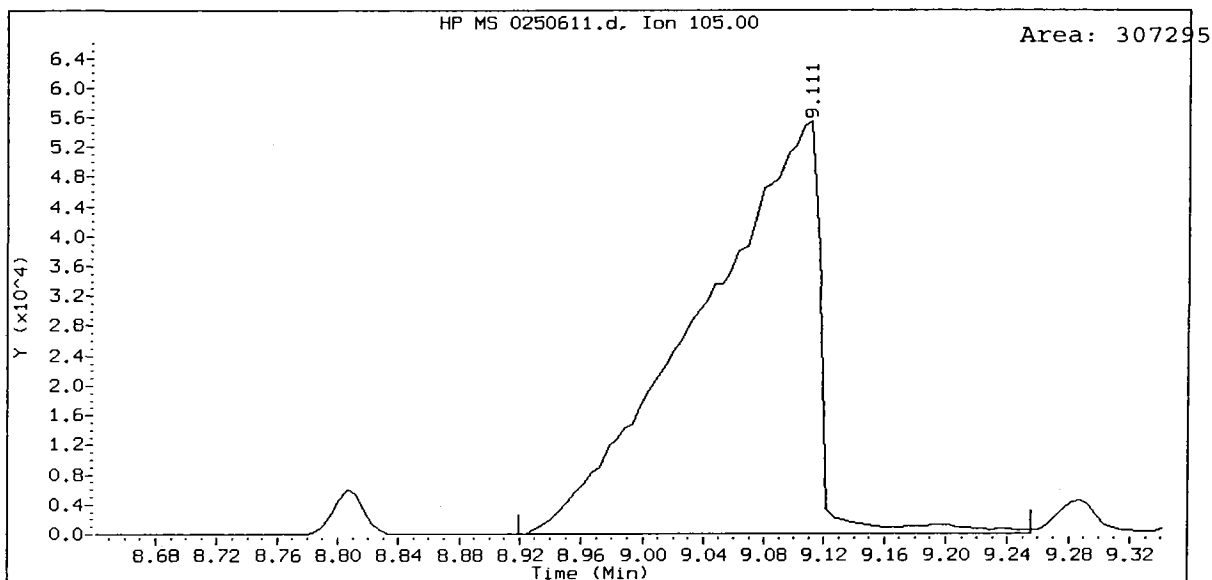


ABN 25, /chem1/nt6.i/20090611.b/0250611.d
2-Methylphenol Amount: 25.32

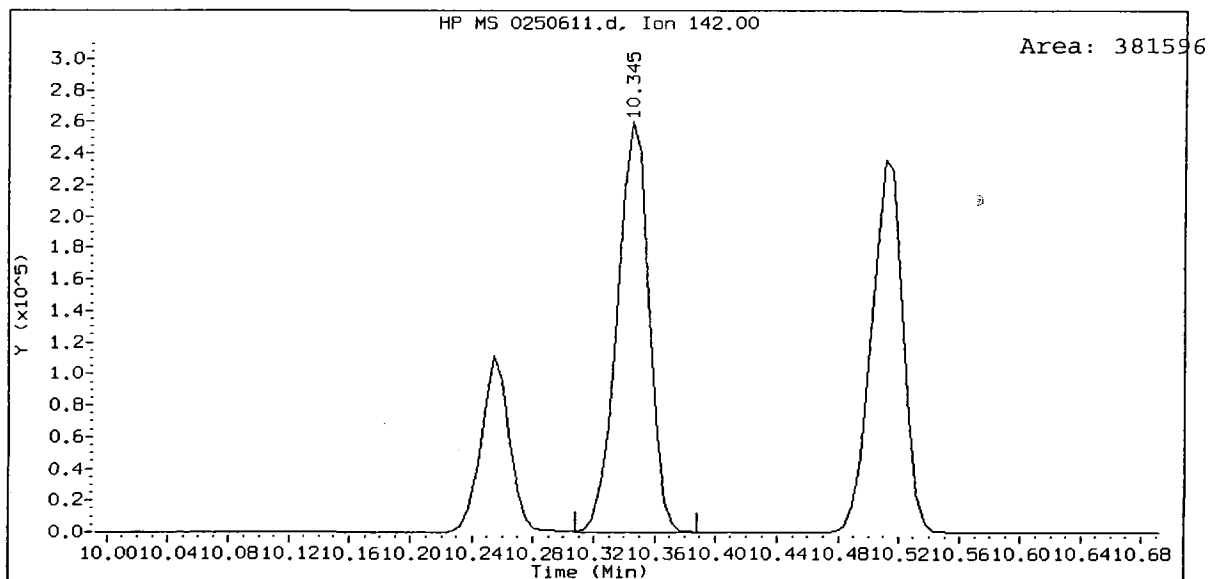
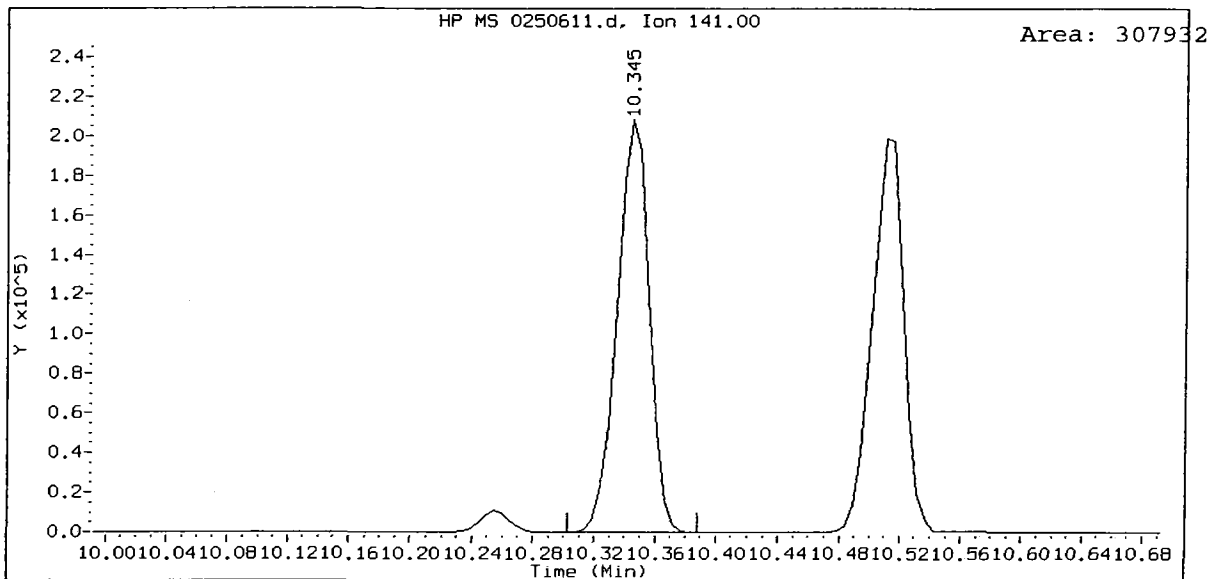




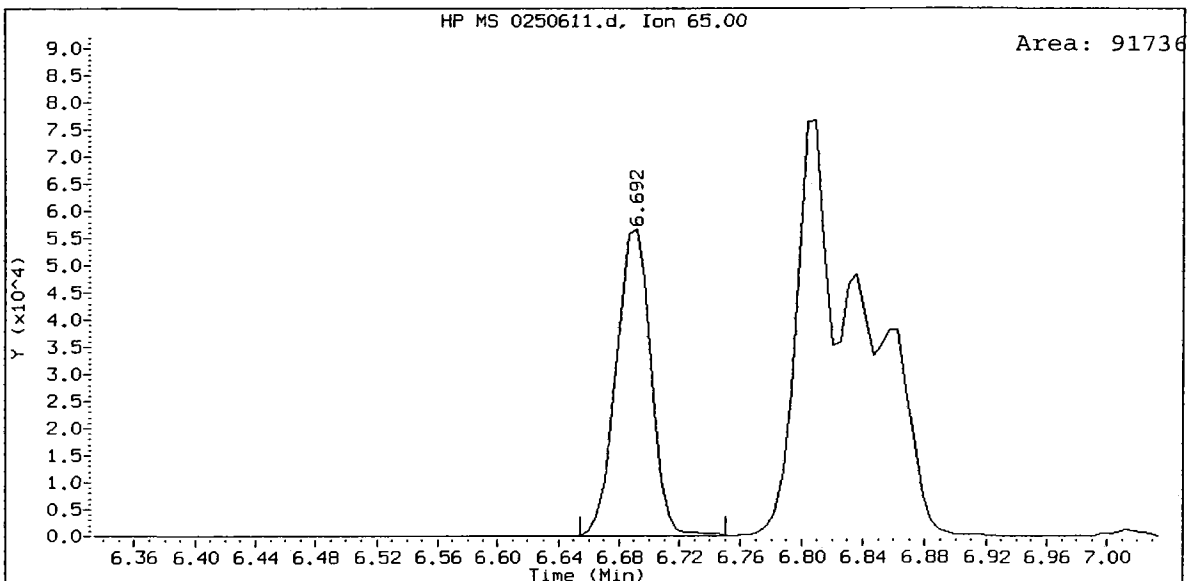
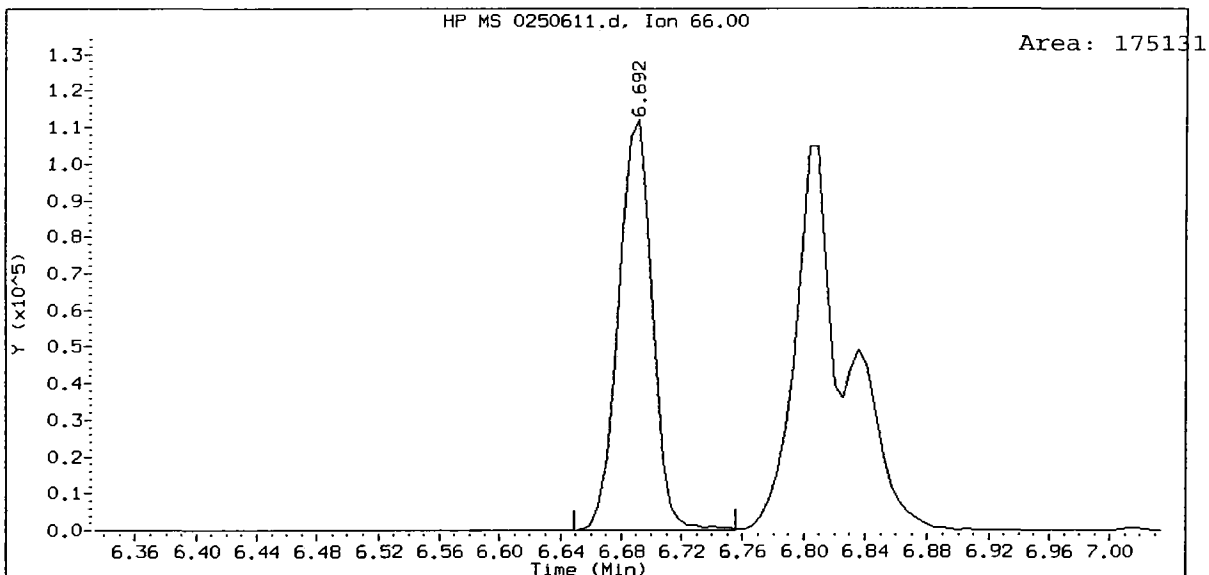
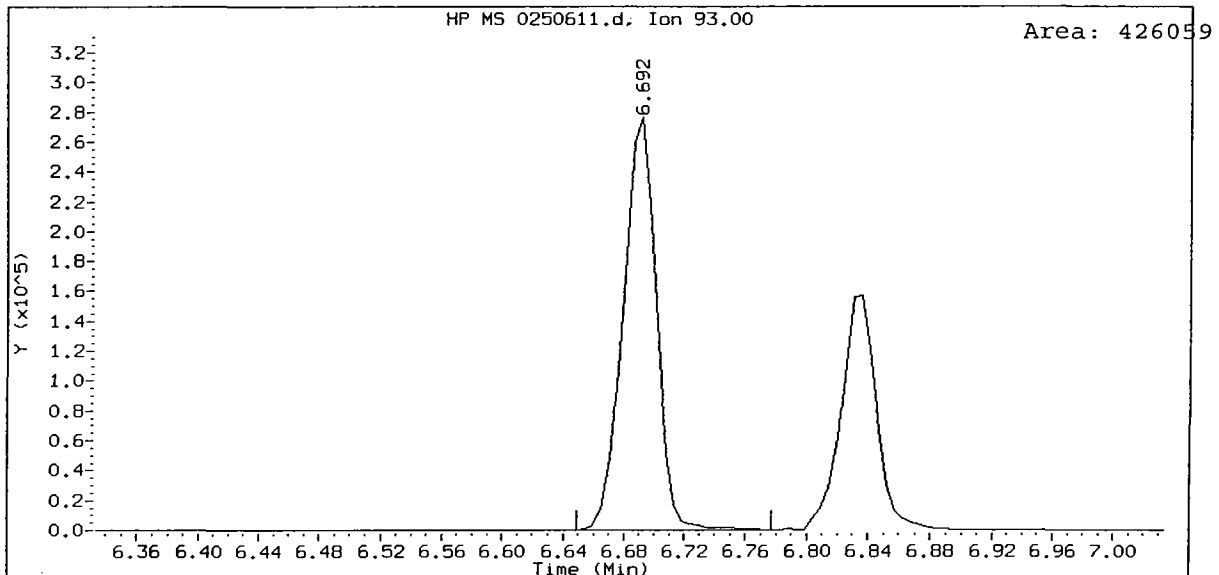
ABN 25, /chem1/nt6.i/20090611.b/0250611.d
Benzoic acid Amount: 50.31



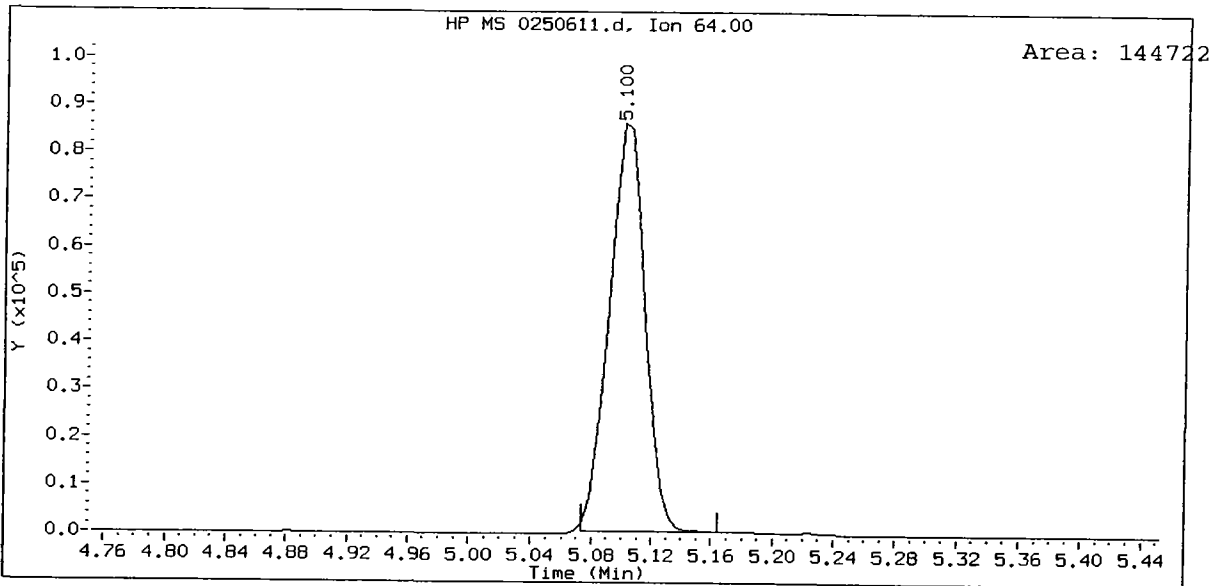
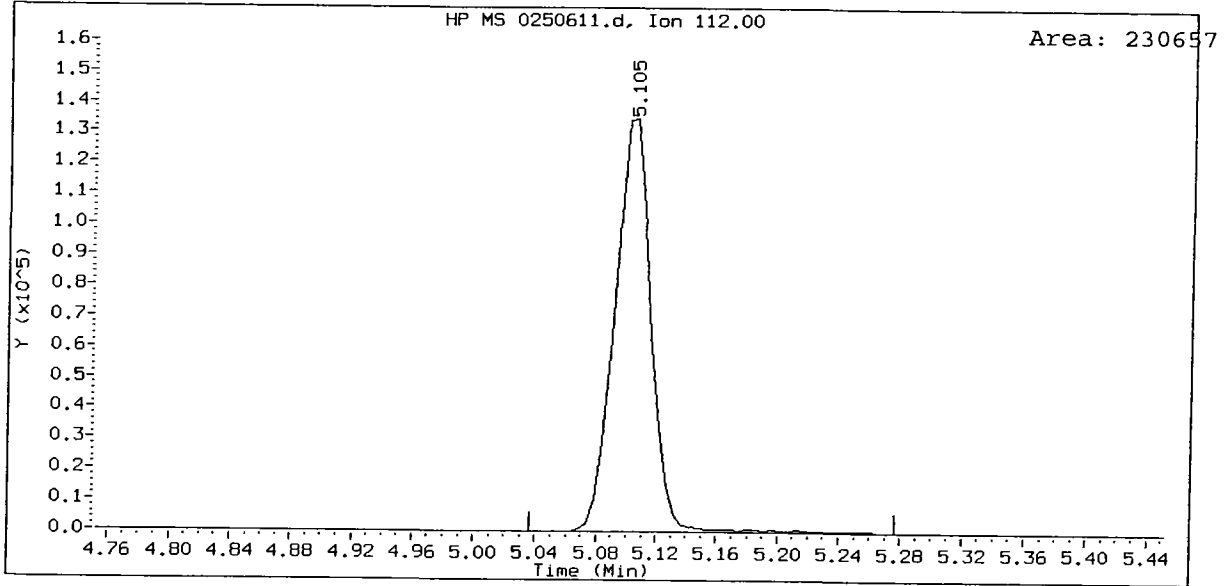
ABN 25, /chem1/nt6.i/20090611.b/0250611.d
2-Methylnaphthalene Amount: 24.73



ABN 25, /chem1/nt6.i/20090611.b/0250611.d
Aniline Amount: 25.00



ABN 25, /chem1/nt6.i/20090611.b/0250611.d
2-Fluorophenol Amount: 24.89



Analytical Resources Inc.
ABN by sw846 8270C
DDT Breakdown Report

Data file: /chem1/nt6.i/20090611.b/ddt.b/0250611.d ARI ID:
Method: /chem1/nt6.i/20090611.b/ddt.b/sw846ddt.m Misc:
Analysis Date: 11-JUN-2009 10:27 Instrument: nt6.i

COMPOUND	RT	AREA
Pentachlorophenol	14.228	51931
Benzidine	16.615	233919
4,4'-DDE	-----	-----
4,4'-DDD	17.539	2547
4,4'-DDT	18.009	145896

LJR
6/11/09

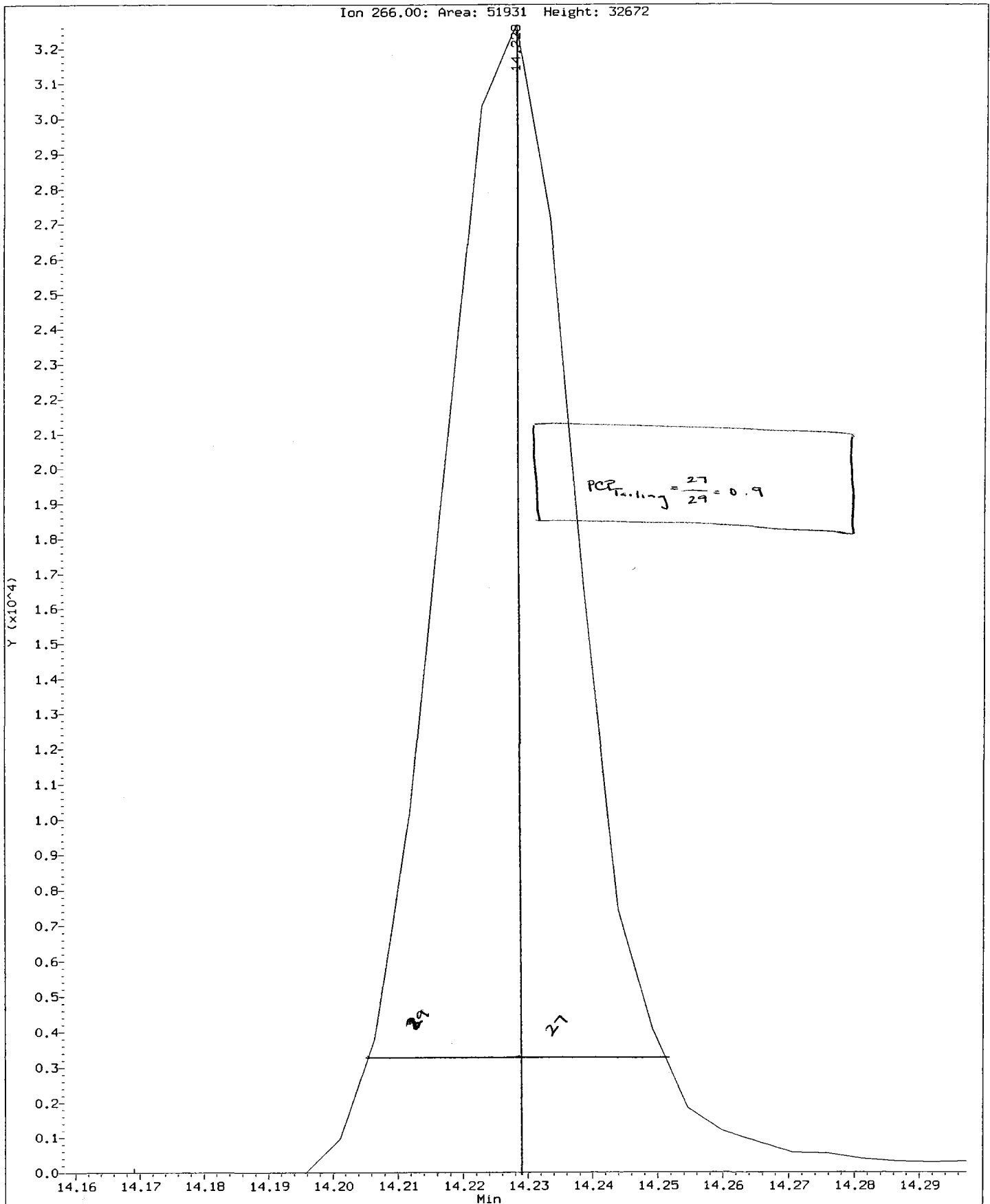
$$\text{DDT Percent Breakdown} = \frac{(\text{DDE Area} + \text{DDD Area}) * 100}{(\text{DDE Area} + \text{DDD Area} + \text{DDT Area})}$$

$$\text{DDT Percent Breakdown} = \frac{(0 + 2547) * 100}{(0 + 2547 + 145896)}$$

$$\text{DDT Percent Breakdown} = \boxed{1.7 \%}$$

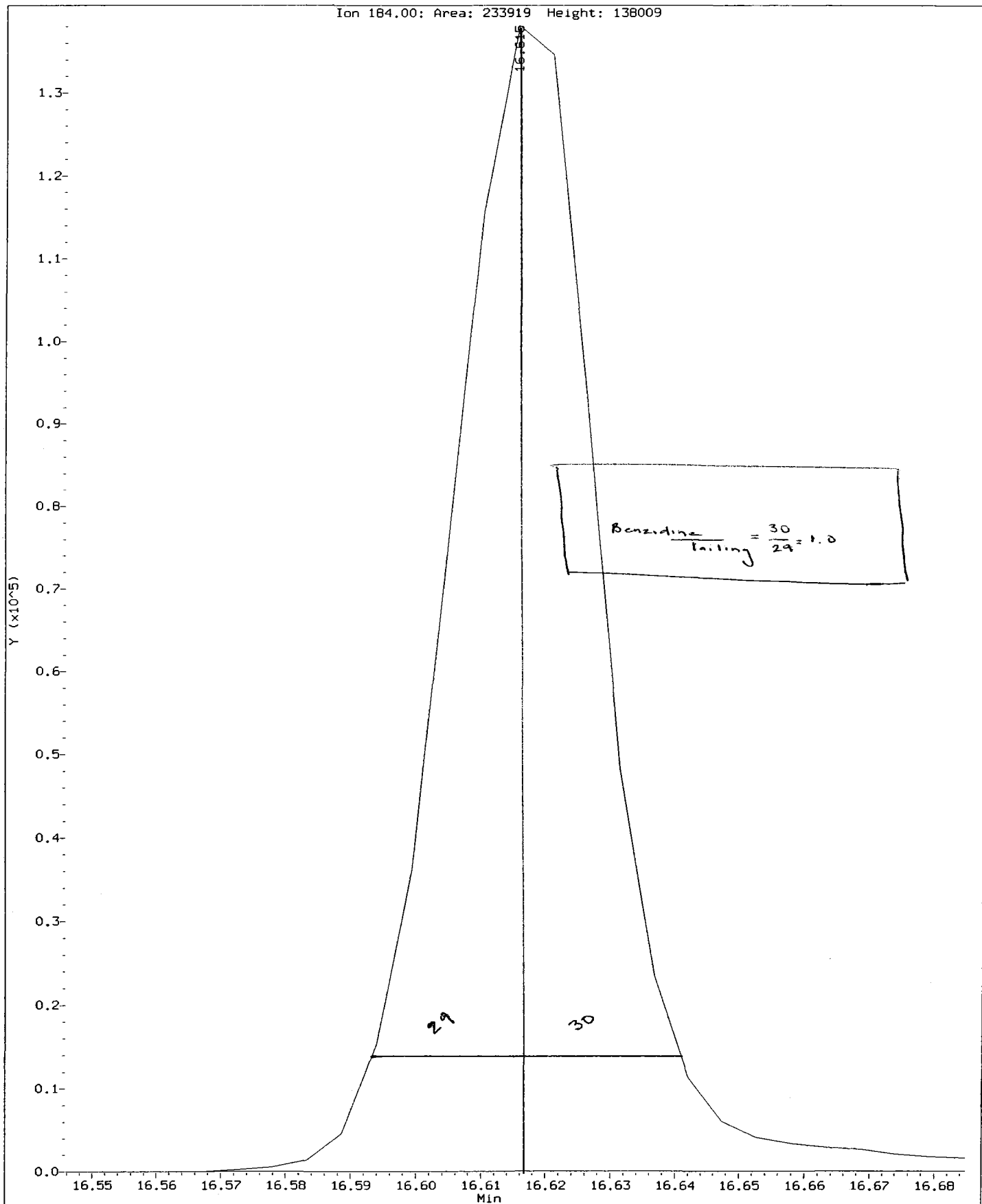
Data File: /chem1/nt6.i/20090611.b/ddt.b/0250611.d
Injection Date: 11-JUN-2009 10:27
Instrument: nt6.i
Client Sample ID:

Compound: Pentachlorophenol
CAS Number: 87-86-5



Data File: /chem1/nt6.i/20090611.b/ddt.b/0250611.d
Injection Date: 11-JUN-2009 10:27
Instrument: nt6.i
Client Sample ID:

Compound: Benzidine
CAS Number:



PB35 : 00389

Analytical Resources, Inc.

Semivolatiles Report SW846 Method 8270D

Data file : /chem1/nt6.i/20090611.b/0400611.d
 Lab Smp Id: ABN 40
 Inj Date : 11-JUN-2009 12:10
 Operator : LJR/VTS
 Smp Info : ABN 40
 Misc Info :
 Comment : 1ul Injection
 Method : /chem1/nt6.i/20090611.b/SW846.m
 Meth Date : 11-Jun-2009 16:21 jeff
 Cal Date : 11-JUN-2009 14:21
 Als bottle: 4
 Dil Factor: 1.00000
 Integrator: HP RTE
 Target Version: 3.50

Inst ID: nt6.i
 Quant Type: ISTD
 Cal File: 0050611a.d
 Calibration Sample, Level: 5
 Compound Sublist: ICAL.sub

LJR
6/11/09

Compounds	QUANT	SIG	RT	EXP RT	REL RT	RESPONSE	AMOUNTS	
							CAL-AMT (ug/mL)	ON-COL (ug/mL)
\$ 1 2-Fluorophenol	112		5.112	5.103	(0.716)	452619	40.0000	38.55
\$ 2 Phenol-d5	99		6.799	6.780	(0.953)	618744	40.0000	39.24
3 Phenol	94		6.821	6.796	(0.956)	658405	40.0000	38.66
\$ 5 2-Chlorophenol-d4	132		6.842	6.833	(0.959)	380352	40.0000	39.59
4 Bis(2-Chloroethyl)ether	93		6.842	6.828	(0.959)	484387	40.0000	37.68
6 2-Chlorophenol	128		6.869	6.855	(0.963)	414276	40.0000	38.52
7 1,3-Dichlorobenzene	146		7.072	7.063	(0.991)	442973	40.0000	37.83
* 8 1,4-Dichlorobenzene-d4	152		7.136	7.127	(1.000)	142411	20.0000	38.42
9 1,4-Dichlorobenzene	146		7.163	7.154	(1.004)	450494	40.0000	39.71
\$ 10 1,2-Dichlorobenzene-d4	152		7.435	7.426	(1.042)	281608	40.0000	39.71
12 1,2-Dichlorobenzene	146		7.456	7.448	(1.045)	441597	40.0000	38.36
11 Benzyl alcohol	108		7.472	7.453	(1.047)	308943	40.0000	38.75
14 2,2'-oxybis(1-Chloropropane)	45		7.729	7.720	(1.083)	613923	40.0000	38.55
13 2-Methylphenol	108		7.750	7.731	(1.086)	439296	40.0000	39.39 (H)
17 Hexachloroethane	117		7.942	7.939	(1.113)	216166	40.0000	39.88
16 N-Nitroso-di-n-propylamine	70		7.958	7.934	(1.115)	402289	40.0000	38.06
15 4-Methylphenol	108		7.990	7.971	(1.120)	447488	40.0000	39.26
\$ 18 Nitrobenzene-d5	82		8.097	8.078	(0.880)	567059	40.0000	39.17
19 Nitrobenzene	77		8.124	8.104	(0.883)	571915	40.0000	38.06
20 Isophorone	82		8.525	8.500	(0.927)	974974	40.0000	38.79
21 2-Nitrophenol	139		8.642	8.633	(0.940)	219158	40.0000	40.04
22 2,4-Dimethylphenol	107		8.818	8.799	(0.959)	486220	40.0000	40.58
23 Bis(2-Chloroethoxy)methane	93		8.947	8.927	(0.973)	535116	40.0000	38.65
24 Benzoic acid	105		9.192	8.991	(0.999)	678721	80.0000	90.65 (M)
25 2,4-Dichlorophenol	162		9.048	9.034	(0.984)	332284	40.0000	42.59
26 1,2,4-Trichlorobenzene	180		9.149	9.141	(0.995)	376854	40.0000	39.77
* 27 Naphthalene-d8	136		9.198	9.189	(1.000)	471377	20.0000	39.77

Compounds	QUANT SIG			AMOUNTS			
	MASS	RT	EXP RT	REL RT	RESPONSE	CAL-AMT (ug/mL)	ON-COL (ug/mL)
28 Naphthalene	128	9.230	9.215	(1.003)	1077266	40.0000	38.44
29 4-Chloroaniline	127	9.406	9.392	(1.023)	495231	40.0000	40.99
30 Hexachlorobutadiene	225	9.561	9.557	(1.039)	204615	40.0000	38.60
31 4-Chloro-3-methylphenol	107	10.260	10.252	(1.116)	414639	40.0000	41.97
32 2-Methylnaphthalene	141	10.351	10.342	(1.125)	595710	40.0000	39.02
33 Hexachlorocyclopentadiene	237	10.736	10.732	(0.892)	207087	40.0000	40.46
34 2,4,6-Trichlorophenol	196	10.885	10.876	(0.904)	238415	40.0000	41.44
35 2,4,5-Trichlorophenol	196	10.944	10.941	(0.909)	246489	40.0000	41.80
\$ 36 2-Fluorobiphenyl	172	11.014	10.999	(0.915)	763664	40.0000	38.13
37 2-Chloronaphthalene	162	11.120	11.111	(0.924)	699659	40.0000	38.99
38 2-Nitroaniline	65	11.382	11.363	(0.945)	297729	40.0000	39.88
39 Dimethylphthalate	163	11.772	11.758	(0.978)	783377	40.0000	39.83
40 Acenaphthylene	152	11.788	11.779	(0.979)	1036358	40.0000	38.67
41 2,6-Dinitrotoluene	165	11.857	11.843	(0.985)	173806	40.0000	40.64
* 42 Acenaphthene-d10	164	12.039	12.030	(1.000)	269613	20.0000	
43 3-Nitroaniline	138	12.060	12.035	(1.002)	202367	40.0000	41.45
44 Acenaphthene	153	12.092	12.078	(1.004)	656319	40.0000	38.81
45 2,4-Dinitrophenol	184	12.231	12.212	(1.016)	185554	80.0000	81.08
46 Dibenzofuran	168	12.354	12.340	(1.026)	957527	40.0000	39.19
47 4-Nitrophenol	109	12.429	12.409	(1.032)	134465	40.0000	43.19
48 2,4-Dinitrotoluene	165	12.477	12.457	(1.036)	226817	40.0000	40.90
50 Diethylphthalate	149	12.931	12.911	(1.074)	693446	40.0000	38.73
49 Fluorene	166	12.904	12.890	(1.072)	796831	40.0000	39.87
51 4-Chlorophenyl-phenylether	204	12.952	12.943	(1.076)	390625	40.0000	39.60
52 4-Nitroaniline	138	13.054	13.018	(1.084)	179266	40.0000	41.32
53 4,6-Dinitro-2-methylphenol	198	13.134	13.104	(0.913)	300398	80.0000	88.92
54 N-Nitrosodiphenylamine	169	13.171	13.152	(0.916)	532260	40.0000	38.03
\$ 55 2,4,6-Tribromophenol	330	13.326	13.317	(1.107)	109493	40.0000	42.59
56 4-Bromophenyl-phenylether	248	13.721	13.713	(0.954)	220643	40.0000	38.68
57 Hexachlorobenzene	284	13.919	13.910	(0.968)	220071	40.0000	37.80
58 Pentachlorophenol	266	14.234	14.220	(0.990)	116385	40.0000	43.77
* 59 Phenanthrene-d10	188	14.384	14.375	(1.000)	448584	20.0000	
60 Phenanthrene	178	14.421	14.412	(1.003)	1074410	40.0000	37.73
61 Anthracene	178	14.496	14.482	(1.008)	1094422	40.0000	37.91
62 Carbazole	167	14.800	14.786	(1.029)	877123	40.0000	36.98
63 Di-n-butylphthalate	149	15.559	15.550	(1.082)	1074829	40.0000	37.87
64 Fluoranthene	202	16.339	16.330	(1.136)	1090891	40.0000	37.53
65 Pyrene	202	16.680	16.672	(0.894)	1095313	40.0000	38.94
\$ 66 Terphenyl-d14	244	17.038	17.029	(0.913)	734245	40.0000	40.49
67 Butylbenzylphthalate	149	17.946	17.937	(0.962)	446916	40.0000	39.35
68 Benzo(a)anthracene	228	18.635	18.621	(0.999)	952069	40.0000	38.00
* 69 Chrysene-d12	240	18.657	18.648	(1.000)	339501	20.0000	
70 3,3'-Dichlorobenzidine	252	18.673	18.664	(1.001)	351919	40.0000	38.31
71 Chrysene	228	18.705	18.680	(1.003)	895552	40.0000	37.33
72 bis(2-Ethylhexyl)phthalate	149	18.961	18.958	(0.953)	590350	40.0000	39.57
* 134 Di-n-octylphthalate-d4	153	19.896	19.887	(1.000)	481057	20.0000	
73 Di-n-octylphthalate	149	19.901	19.898	(1.000)	961899	40.0000	37.10

Compounds	QUANT SIG			AMOUNTS			
	MASS	RT	EXP RT	REL RT	RESPONSE	CAL-AMT (ug/mL)	ON-COL (ug/mL)
=====	====	==	=====	=====	=====	=====	=====
74 Benzo(b)fluoranthene	252	20.280	20.261	(0.976)	1058639	40.0000	42.68
75 Benzo(k)fluoranthene	252	20.312	20.293	(0.977)	918285	40.0000	36.04
76 Benzo(a)pyrene	252	20.713	20.693	(0.996)	903792	40.0000	40.25
* 77 Perylene-d12	264	20.788	20.779	(1.000)	342314	20.0000	39.99
78 Indeno(1,2,3-cd)pyrene	276	22.144	22.119	(1.065)	1197157	40.0000	40.39
79 Dibenzo(a,h)anthracene	278	22.171	22.151	(1.067)	917997	40.0000	39.81
80 Benzo(g,h,i)perylene	276	22.449	22.419	(1.080)	1041381	40.0000	37.64
90 N-Nitrosodimethylamine	74	2.227	2.197	(0.312)	339572	40.0000	38.85
103 Pyridine	79	2.201	2.192	(0.308)	601298	40.0000	37.73
91 Aniline	93	6.698	6.684	(0.939)	814956	40.0000	39.12
105 1-methylnaphthalene	141	10.517	10.508	(1.143)	571836	40.0000	37.35
93 Benzidine	184	16.622	16.613	(0.891)	481331	40.0000	39.30
111 Azobenzene (1,2-DP-Hydrazine)	77	13.203	13.189	(1.097)	1126070	40.0000	37.00
143 1,4-Dioxane	88	1.763	1.749	(0.247)	224993	40.0000	38.70
\$ 137 d8-1,4-Dioxane	96	1.731	1.717	(0.243)	250746	40.0000	39.65
144 alpha-Terpineol	59	9.294	9.279	(1.010)	336120	40.0000	41.01
98 Retene	219	17.268	17.259	(0.926)	375518	40.0000	37.93
133 Butylatedhydroxytoluene	205	12.263	12.260	(1.019)	589880	40.0000	37.79
115 Tributyl Phosphate	99	13.326	13.301	(0.926)	1013526	40.0000	39.24
116 Dibutyl Phenyl Phosphate	175	15.009	15.000	(1.043)	547185	40.0000	40.07
117 Butyl Diphenyl Phosphate	94	16.664	16.661	(0.893)	237733	40.0000	39.34
118 Triphenyl Phosphate	326	18.245	18.231	(0.978)	149668	40.0000	38.27
123 Acetophenone	105	7.873	7.853	(1.103)	596224	40.0000	37.45
179 n-Decane	57	7.018	7.010	(0.984)	495468	40.0000	38.12
180 n-Octadecane	57	14.405	14.396	(1.001)	551299	40.0000	39.12
168 Pentachlorobenzene	250	12.397	12.388	(1.030)	279863	40.0000	39.19
113 Diphenyl Oxide	170	11.334	11.325	(0.941)	477532	40.0000	38.09
112 Biphenyl	154	11.136	11.127	(0.925)	922371	40.0000	

QC Flag Legend

- M - Compound response manually integrated.
- H - Operator selected an alternate compound hit.

Analytical Resources, Inc.

INTERNAL STANDARD COMPOUNDS
 AREA AND RT SUMMARY

Instrument ID: nt6.i
 Lab File ID: 0400611.d
 Lab Smp Id: ABN 40
 Analysis Type: SV
 Quant Type: ISTD
 Operator: LJR/VTS
 Method File: /chem1/nt6.i/20090611.b/SW846.m
 Misc Info:

Calibration Date: 11-JUN-2009
 Calibration Time: 10:27

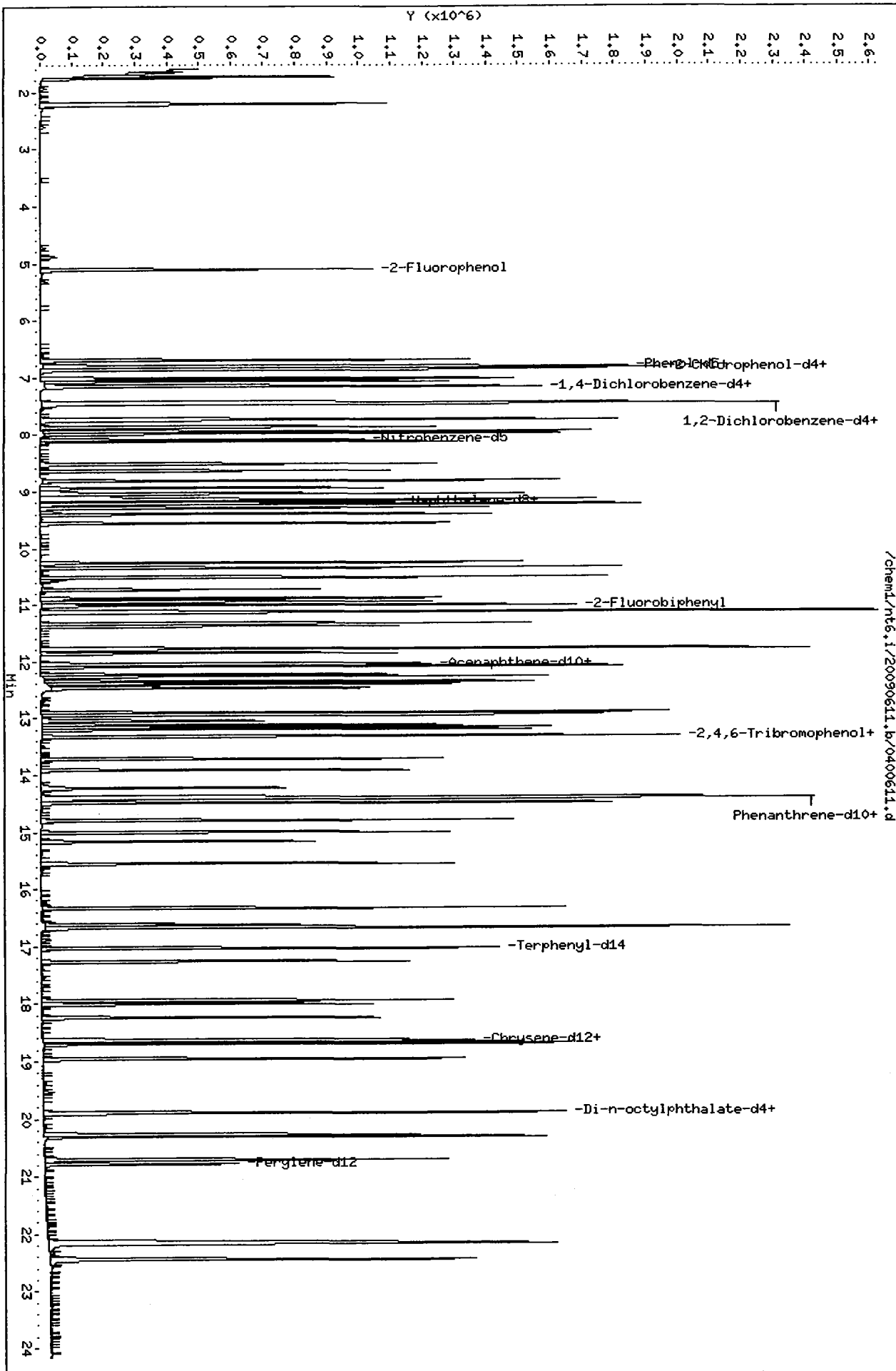
Level:
 Sample Type:

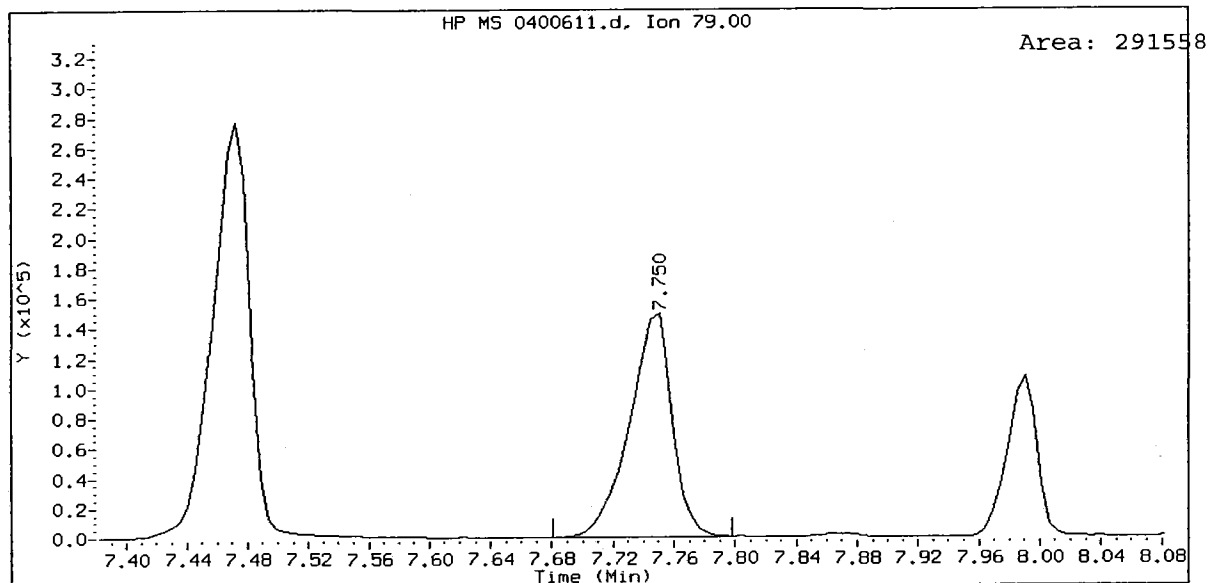
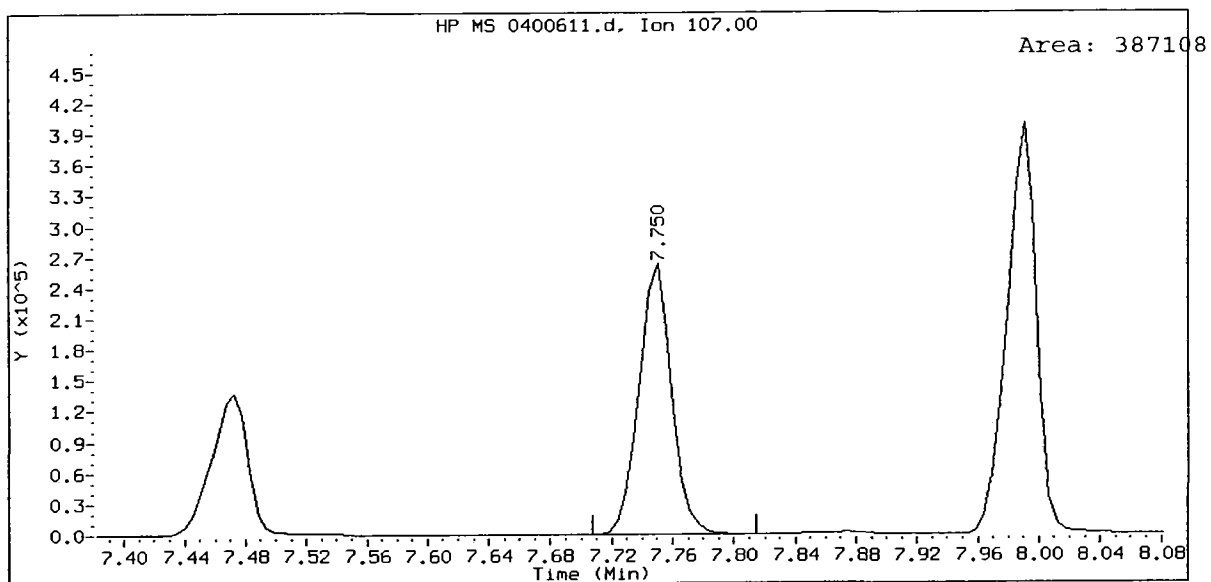
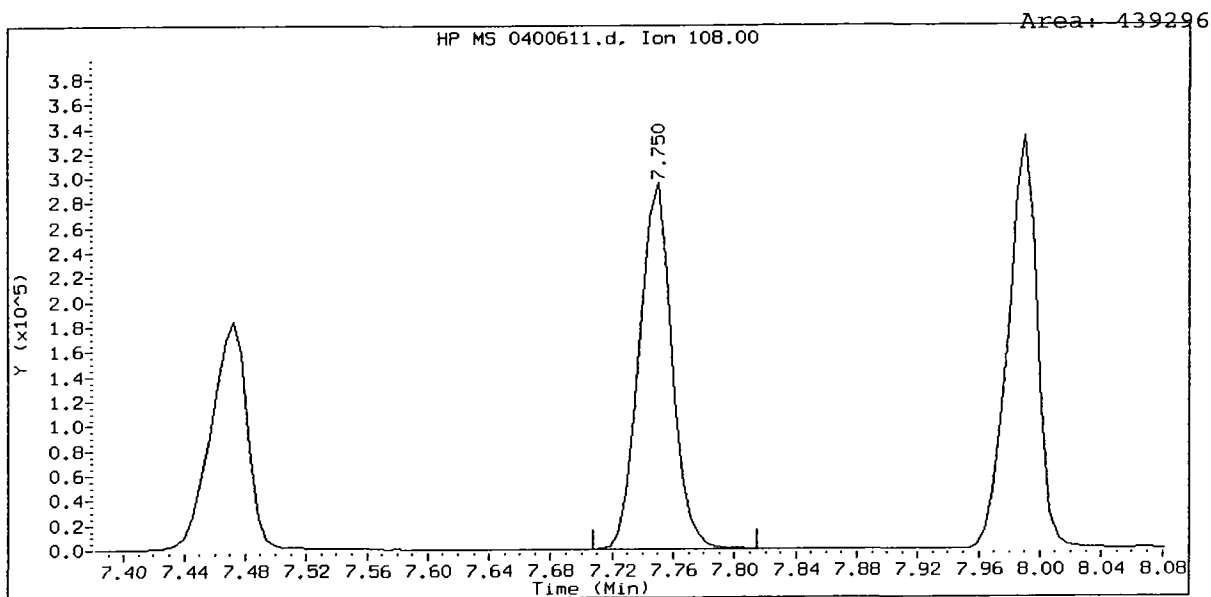
Test Mode: Use Initial Calibration Level 4.

COMPOUND	STANDARD	AREA LIMIT		SAMPLE	%DIFF
		LOWER	UPPER		
8 1,4-Dichlorobenze	112389	56194	224778	142411	26.71
27 Naphthalene-d8	384492	192246	768984	471377	22.60
42 Acenaphthene-d10	217478	108739	434956	269613	23.97
59 Phenanthrene-d10	336594	168297	673188	448584	33.27
69 Chrysene-d12	247160	123580	494320	339501	37.36
134 Di-n-octylphthala	347036	173518	694072	481057	38.62
77 Perylene-d12	232938	116469	465876	342314	46.95

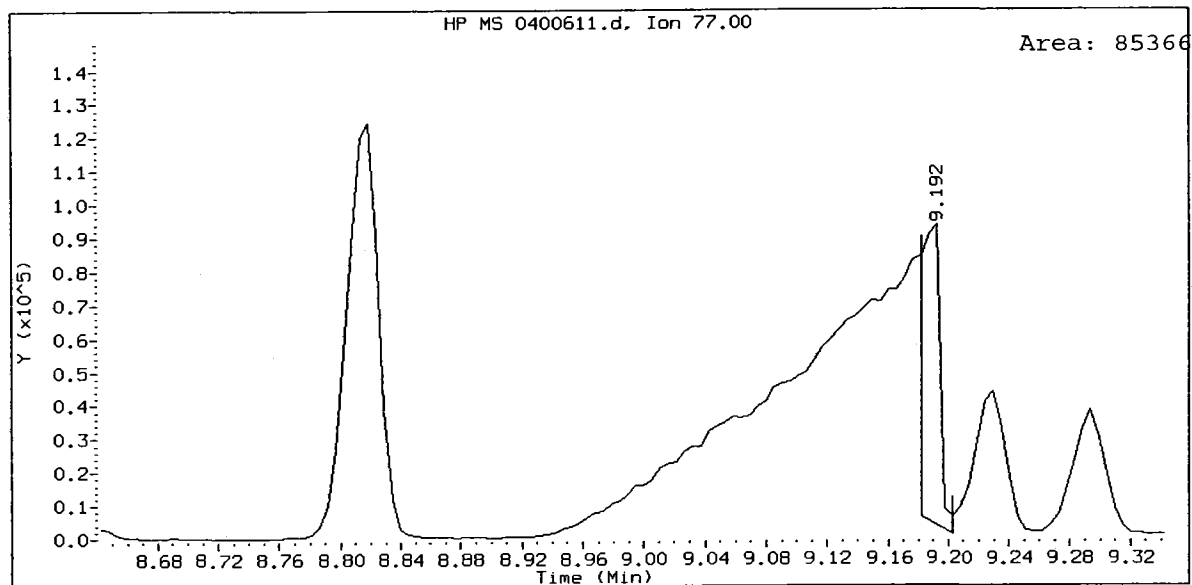
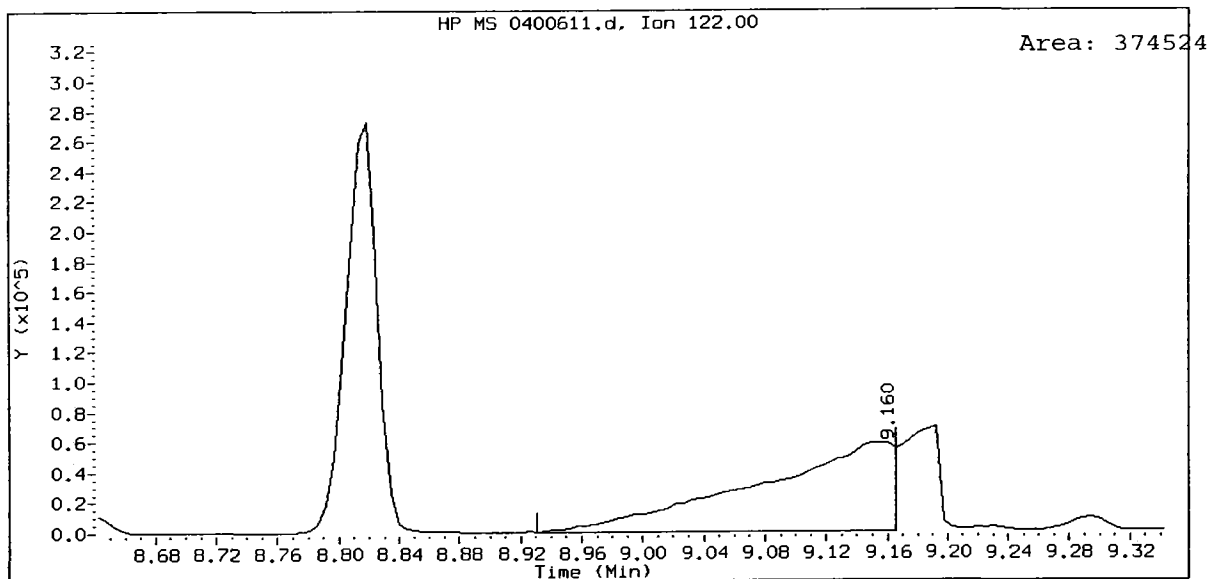
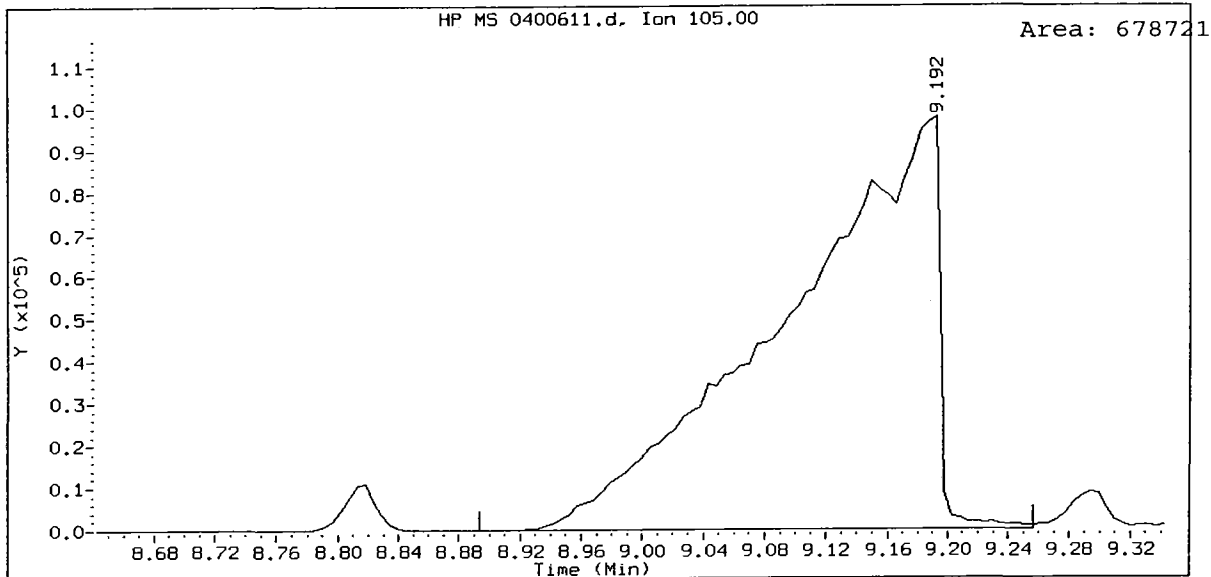
COMPOUND	STANDARD	RT LIMIT		SAMPLE	%DIFF
		LOWER	UPPER		
8 1,4-Dichlorobenze	7.13	6.63	7.63	7.14	0.01
27 Naphthalene-d8	9.19	8.69	9.69	9.20	0.07
42 Acenaphthene-d10	12.03	11.53	12.53	12.04	0.05
59 Phenanthrene-d10	14.38	13.88	14.88	14.38	0.01
69 Chrysene-d12	18.66	18.16	19.16	18.66	0.01
134 Di-n-octylphthala	19.89	19.39	20.39	19.90	0.03
77 Perylene-d12	20.78	20.28	21.28	20.79	0.03

AREA UPPER LIMIT = +100% of internal standard area.
 AREA LOWER LIMIT = - 50% of internal standard area.
 RT UPPER LIMIT = + 0.50 minutes of internal standard RT.
 RT LOWER LIMIT = - 0.50 minutes of internal standard RT.





ABN 40, /chem1/nt6.i/20090611.b/0400611.d
Benzoic acid Amount: 90.65



Analytical Resources, Inc.

Semivolatile Report SW846 Method 8270D

Data file : /chem1/nt6.i/20090611.b/0800611.d
 Lab Smp Id: ABN 80
 Inj Date : 11-JUN-2009 11:04
 Operator : LJR/VTS
 Smp Info : ABN 80
 Misc Info :
 Comment : 1ul Injection
 Method : /chem1/nt6.i/20090611.b/SW846.m
 Meth Date : 11-Jun-2009 16:21 jeff
 Cal Date : 11-JUN-2009 14:21
 Als bottle: 2
 Dil Factor: 1.00000
 Integrator: HP RTE
 Target Version: 3.50

Inst ID: nt6.i
 Quant Type: ISTD
 Cal File: 0050611a.d
 Calibration Sample, Level: 6
 Compound Sublist: ICAL.sub

LJR
6/11/09

Compounds	QUANT	SIG	RT	EXP RT	REL RT	RESPONSE	AMOUNTS	
							CAL-AMT (ug/mL)	ON-COL (ug/mL)
\$ 1 2-Fluorophenol	112		5.114	5.103	(0.716)	700257	80.0000	74.21
\$ 2 Phenol-d5	99		6.812	6.780	(0.954)	956730	80.0000	75.50
3 Phenol	94		6.828	6.796	(0.956)	1017949	80.0000	74.38
\$ 5 2-Chlorophenol-d4	132		6.850	6.833	(0.959)	600302	80.0000	77.74
4 Bis(2-Chloroethyl)ether	93		6.850	6.828	(0.959)	766346	80.0000	74.18
6 2-Chlorophenol	128		6.876	6.855	(0.963)	649146	80.0000	75.09
7 1,3-Dichlorobenzene	146		7.074	7.063	(0.990)	700347	80.0000	74.41
* 8 1,4-Dichlorobenzene-d4	152		7.143	7.127	(1.000)	114460	20.0000	76.10
9 1,4-Dichlorobenzene	146		7.170	7.154	(1.004)	717202	80.0000	76.10
\$ 10 1,2-Dichlorobenzene-d4	152		7.442	7.426	(1.042)	446674	80.0000	78.37
12 1,2-Dichlorobenzene	146		7.464	7.448	(1.045)	691865	80.0000	74.77
11 Benzyl alcohol	108		7.480	7.453	(1.047)	493933	80.0000	77.09
14 2,2'-oxybis(1-Chloropropane)	45		7.731	7.720	(1.082)	950484	80.0000	74.27
13 2-Methylphenol	108		7.758	7.731	(1.086)	678630	80.0000	75.71
17 Hexachloroethane	117		7.945	7.939	(1.112)	331270	80.0000	76.04
16 N-Nitroso-di-n-propylamine	70		7.971	7.934	(1.116)	611596	80.0000	71.98
15 4-Methylphenol	108		7.998	7.971	(1.120)	698997	80.0000	76.30
\$ 18 Nitrobenzene-d5	82		8.105	8.078	(0.881)	852928	80.0000	72.27
19 Nitrobenzene	77		8.131	8.104	(0.884)	857890	80.0000	70.03
20 Isophorone	82		8.532	8.500	(0.927)	1442576	80.0000	70.41
21 2-Nitrophenol	139		8.644	8.633	(0.940)	347870	80.0000	77.95
22 2,4-Dimethylphenol	107		8.826	8.799	(0.959)	733347	80.0000	75.08
23 Bis(2-Chloroethoxy)methane	93		8.949	8.927	(0.973)	823217	80.0000	72.93
24 Benzoic acid	105		9.232	8.991	(1.003)	1059147	160.0000	173.5(M)
25 2,4-Dichlorophenol	162		9.055	9.034	(0.984)	525179	80.0000	82.56
26 1,2,4-Trichlorobenzene	180		9.152	9.141	(0.995)	585231	80.0000	75.76
* 27 Naphthalene-d8	136		9.200	9.189	(1.000)	384289	20.0000	75.76

Compounds	QUANT SIG			AMOUNTS			
	MASS	RT	EXP RT	REL RT	RESPONSE	CAL-AMT (ug/mL)	ON-COL (ug/mL)
=====	=====	==	=====	=====	=====	=====	=====
28 Naphthalene	128	9.232	9.215	(1.003)	1623757	80.0000	71.08
29 4-Chloroaniline	127	9.408	9.392	(1.023)	755961	80.0000	76.76
30 Hexachlorobutadiene	225	9.563	9.557	(1.039)	336266	80.0000	77.82
31 4-Chloro-3-methylphenol	107	10.263	10.252	(1.116)	613331	80.0000	76.15
32 2-Methylnaphthalene	141	10.353	10.342	(1.125)	909404	80.0000	73.08
33 Hexachlorocyclopentadiene	237	10.733	10.732	(0.891)	325812	80.0000	81.05
34 2,4,6-Trichlorophenol	196	10.893	10.876	(0.905)	357866	80.0000	79.19
35 2,4,5-Trichlorophenol	196	10.952	10.941	(0.910)	376193	80.0000	81.22
\$ 36 2-Fluorobiphenyl	172	11.016	10.999	(0.915)	1193236	80.0000	75.86
37 2-Chloronaphthalene	162	11.128	11.111	(0.924)	1091119	80.0000	77.40
38 2-Nitroaniline	65	11.389	11.363	(0.946)	448273	80.0000	76.45
39 Dimethylphthalate	163	11.779	11.758	(0.978)	1161580	80.0000	75.18
40 Acenaphthylene	152	11.790	11.779	(0.979)	1583644	80.0000	75.24
41 2,6-Dinitrotoluene	165	11.865	11.843	(0.985)	264149	80.0000	78.64
* 42 Acenaphthene-d10	164	12.041	12.030	(1.000)	211778	20.0000	78.77
43 3-Nitroaniline	138	12.068	12.035	(1.002)	302105	80.0000	74.02
44 Acenaphthene	153	12.100	12.078	(1.005)	983330	80.0000	75.43
45 2,4-Dinitrophenol	184	12.239	12.212	(1.016)	312259	160.0000	160.7
46 Dibenzofuran	168	12.362	12.340	(1.027)	1410257	80.0000	73.47
47 4-Nitrophenol	109	12.447	12.409	(1.034)	204560	80.0000	83.65
48 2,4-Dinitrotoluene	165	12.484	12.457	(1.037)	343535	80.0000	78.87
50 Diethylphthalate	149	12.933	12.911	(1.074)	1062333	80.0000	75.54
49 Fluorene	166	12.906	12.890	(1.072)	1171964	80.0000	74.65
51 4-Chlorophenyl-phenylether	204	12.954	12.943	(1.076)	586072	80.0000	75.63
52 4-Nitroaniline	138	13.072	13.018	(1.086)	268550	80.0000	78.80
53 4,6-Dinitro-2-methylphenol	198	13.147	13.104	(0.914)	462450	160.0000	179.2
54 N-Nitrosodiphenylamine	169	13.179	13.152	(0.916)	806877	80.0000	75.47
\$ 55 2,4,6-Tribromophenol	330	13.334	13.317	(1.107)	168982	80.0000	83.68
56 4-Bromophenyl-phenylether	248	13.724	13.713	(0.954)	346815	80.0000	79.58
57 Hexachlorobenzene	284	13.921	13.910	(0.968)	349431	80.0000	78.56
58 Pentachlorophenol	266	14.242	14.220	(0.990)	192557	80.0000	94.80
* 59 Phenanthrene-d10	188	14.386	14.375	(1.000)	342675	20.0000	72.32
60 Phenanthrene	178	14.429	14.412	(1.003)	1573061	80.0000	72.27
61 Anthracene	178	14.503	14.482	(1.008)	1593579	80.0000	75.01
62 Carbazole	167	14.808	14.786	(1.029)	1359163	80.0000	72.58
63 Di-n-butylphthalate	149	15.561	15.550	(1.082)	1573410	80.0000	72.18
64 Fluoranthene	202	16.346	16.330	(1.136)	1602844	80.0000	68.73
65 Pyrene	202	16.688	16.672	(0.894)	1622958	80.0000	70.83
\$ 66 Terphenyl-d14	244	17.040	17.029	(0.913)	1078415	80.0000	71.12
67 Butylbenzylphthalate	149	17.954	17.937	(0.962)	678229	80.0000	74.51
68 Benzo(a)anthracene	228	18.643	18.621	(0.999)	1567549	80.0000	76.13
* 69 Chrysene-d12	240	18.664	18.648	(1.000)	285044	20.0000	70.17
70 3,3'-Dichlorobenzidine	252	18.685	18.664	(1.001)	591919	80.0000	76.75
71 Chrysene	228	18.712	18.680	(1.003)	1533626	80.0000	76.13
72 bis(2-Ethylhexyl)phthalate	149	18.963	18.958	(0.953)	923723	80.0000	70.17
* 134 Di-n-octylphthalate-d4	153	19.898	19.887	(1.000)	424428	20.0000	69.49
73 Di-n-octylphthalate	149	19.909	19.898	(1.001)	1589799	80.0000	69.49

Compounds	QUANT SIG		AMOUNTS				
	MASS	RT	EXP RT	REL RT	RESPONSE	CAL-AMT (ug/mL)	ON-COL (ug/mL)
74 Benzo(b)fluoranthene	252	20.293	20.261	(0.976)	1685671	80.0000	73.82
75 Benzo(k)fluoranthene	252	20.325	20.293	(0.978)	1739322	80.0000	74.16 (M)
76 Benzo(a)pyrene	252	20.726	20.693	(0.997)	1573536	80.0000	76.13
* 77 Perylene-d12	264	20.790	20.779	(1.000)	315095	20.0000	
78 Indeno(1,2,3-cd)pyrene	276	22.162	22.119	(1.066)	2290202	80.0000	83.12
79 Dibenzo(a,h)anthracene	278	22.189	22.151	(1.067)	1725059	80.0000	82.46
80 Benzo(g,h,i)perylene	276	22.472	22.419	(1.081)	1956824	80.0000	81.26
90 N-Nitrosodimethylamine	74	2.235	2.197	(0.313)	532287	80.0000	73.40
103 Pyridine	79	2.198	2.192	(0.308)	940759	80.0000	75.63
91 Aniline	93	6.705	6.684	(0.939)	1270117	80.0000	73.17
105 1-methylnaphthalene	141	10.524	10.508	(1.144)	870304	80.0000	73.03
93 Benzidine	184	16.629	16.613	(0.891)	729408	80.0000	67.41
111 Azobenzene (1,2-DP-Hydrazine)	77	13.211	13.189	(1.097)	1618555	80.0000	71.92
143 1,4-Dioxane	88	1.760	1.749	(0.246)	395658	80.0000	80.97
\$ 137 d8-1,4-Dioxane	96	1.728	1.717	(0.242)	416954	80.0000	80.06
144 alpha-Terpineol	59	9.301	9.279	(1.011)	503974	80.0000	72.92
98 Retene	219	17.270	17.259	(0.925)	544773	80.0000	70.86
133 Butylatedhydroxytoluene	205	12.271	12.260	(1.019)	913837	80.0000	74.82
115 Tributyl Phosphate	99	13.334	13.301	(0.927)	1477009	80.0000	72.09
116 Dibutyl Phenyl Phosphate	175	15.016	15.000	(1.044)	828109	80.0000	77.73
117 Butyl Diphenyl Phosphate	94	16.672	16.661	(0.893)	358201	80.0000	71.91
118 Triphenyl Phosphate	326	18.253	18.231	(0.978)	231700	80.0000	72.54
123 Acetophenone	105	7.880	7.853	(1.103)	897585	80.0000	71.69
179 n-Decane	57	7.021	7.010	(0.983)	778512	80.0000	73.21
180 n-Octadecane	57	14.407	14.396	(1.001)	801072	80.0000	72.51
168 Pentachlorobenzene	250	12.404	12.388	(1.030)	425768	80.0000	75.78
113 Diphenyl Oxide	170	11.336	11.325	(0.941)	737021	80.0000	77.00
112 Biphenyl	154	11.144	11.127	(0.925)	1395256	80.0000	73.36

QC Flag Legend

M - Compound response manually integrated.

Analytical Resources, Inc.

INTERNAL STANDARD COMPOUNDS
 AREA AND RT SUMMARY

Instrument ID: nt6.i
 Lab File ID: 0800611.d
 Lab Smp Id: ABN 80
 Analysis Type: SV
 Quant Type: ISTD
 Operator: LJR/VTS
 Method File: /chem1/nt6.i/20090611.b/SW846.m
 Misc Info:

Calibration Date: 11-JUN-2009
 Calibration Time: 10:27

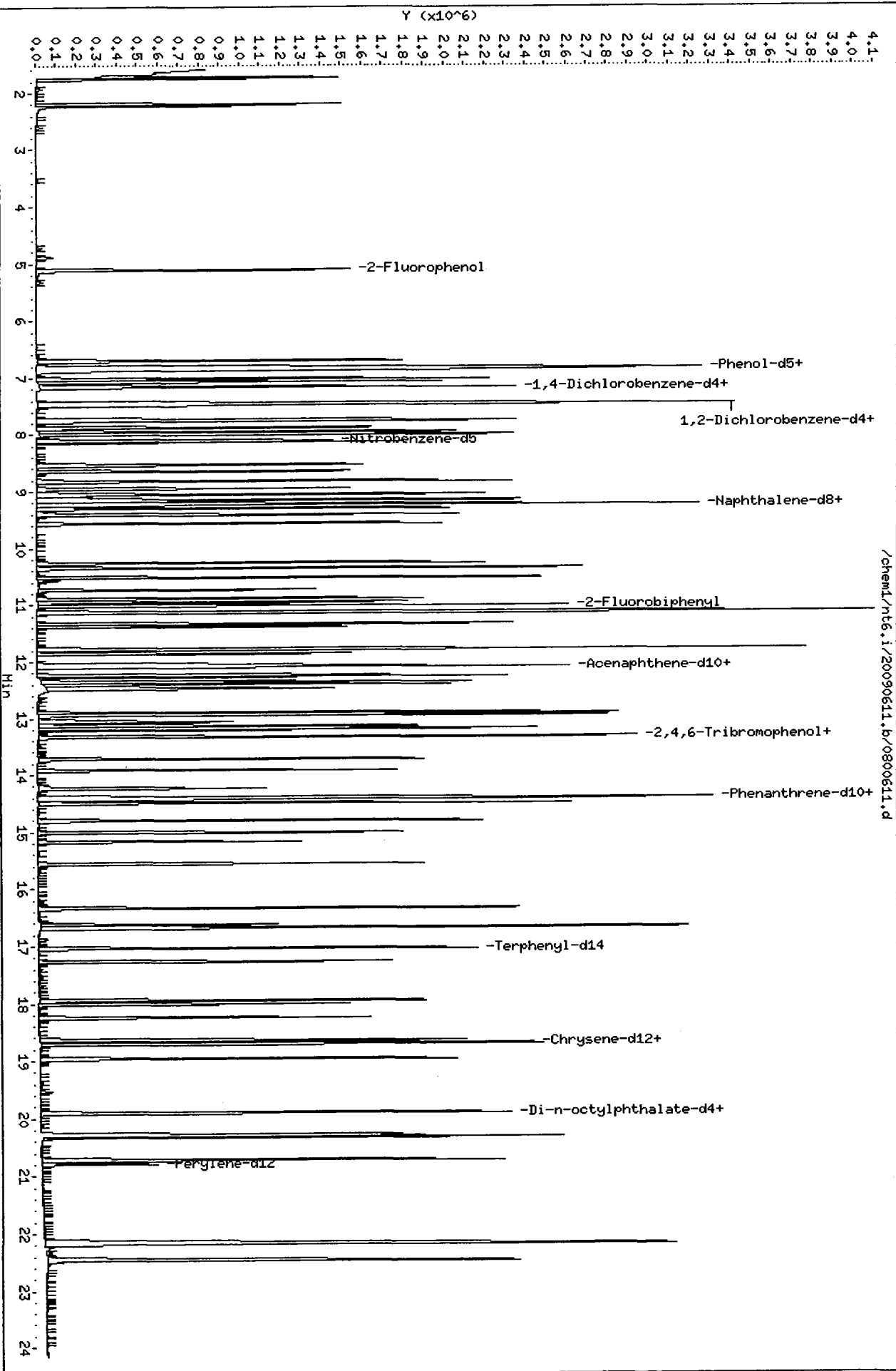
Level:
 Sample Type:

Test Mode: Use Initial Calibration Level 4.

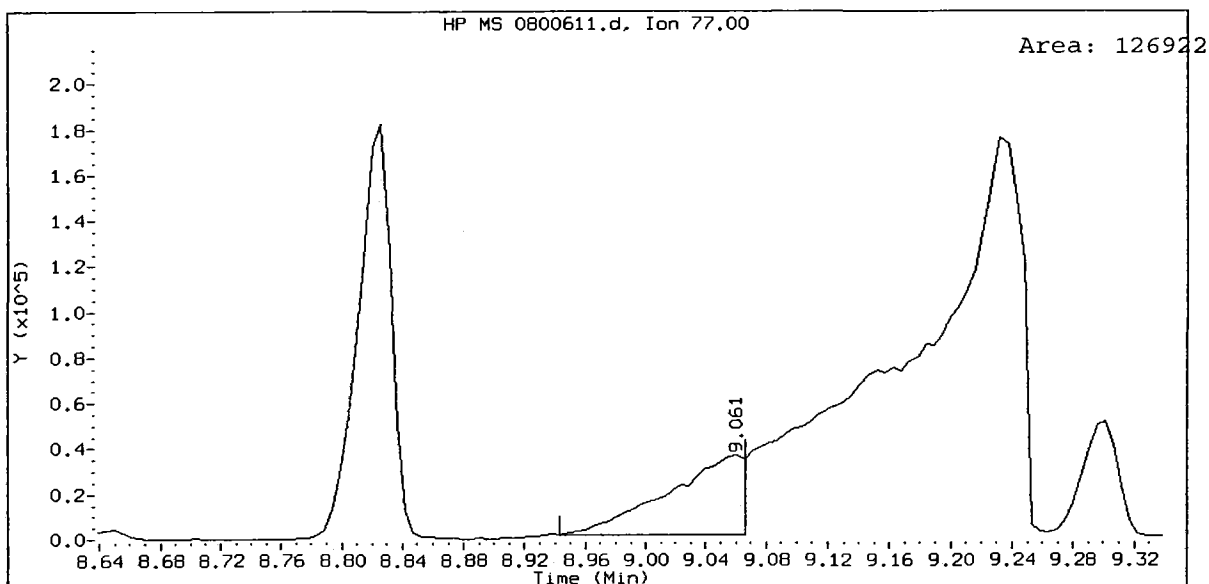
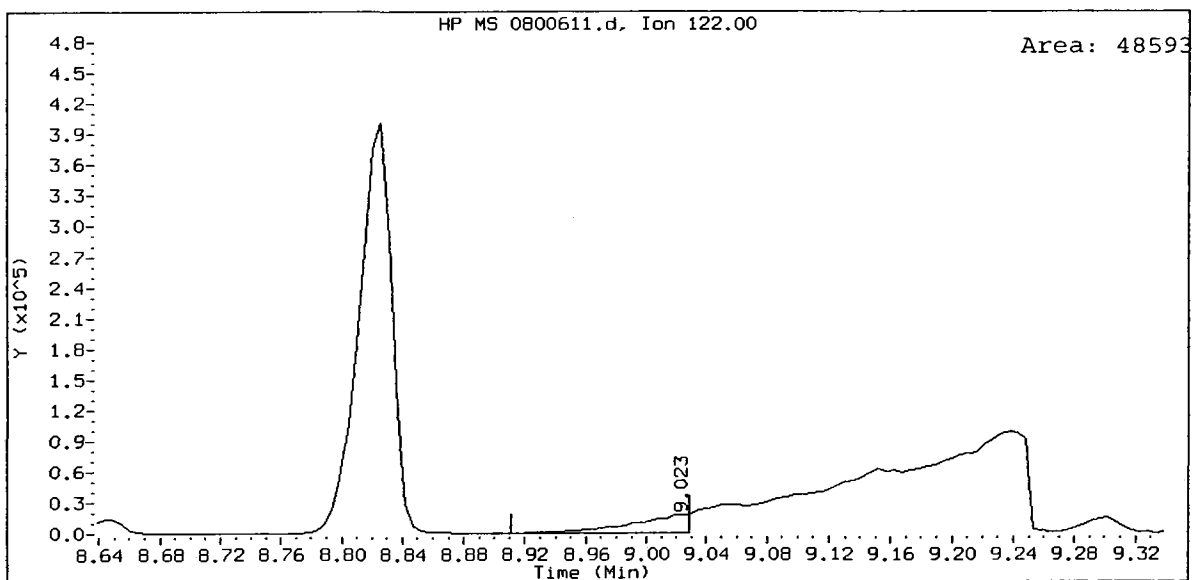
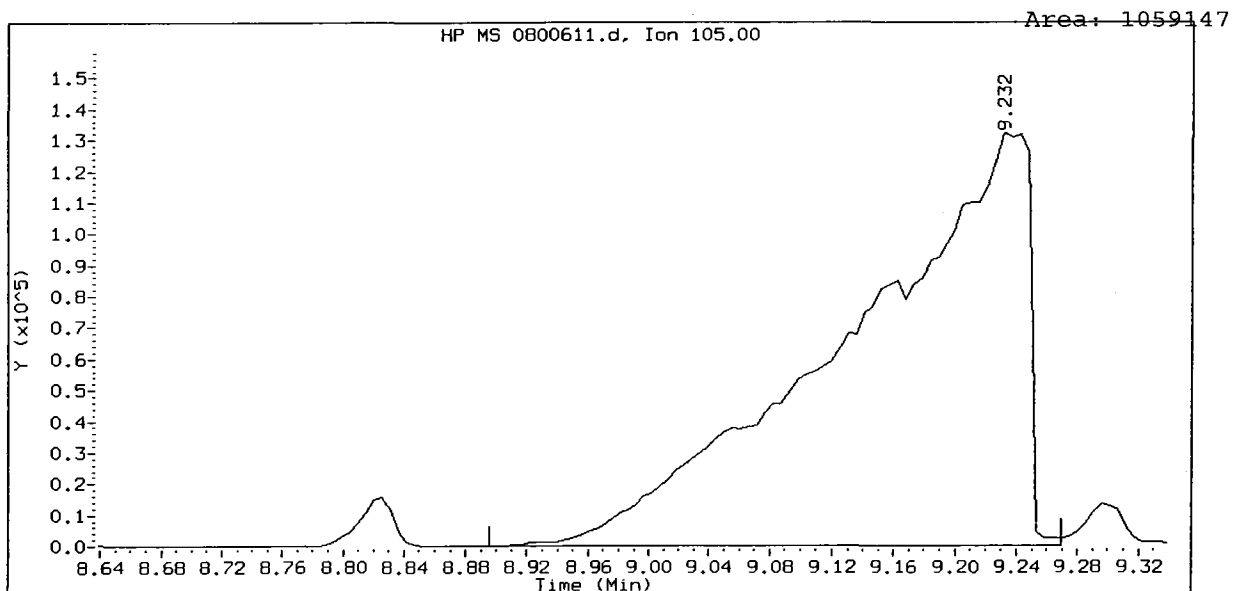
COMPOUND	STANDARD	AREA LIMIT		SAMPLE	%DIFF
		LOWER	UPPER		
8 1,4-Dichlorobenze	112389	56194	224778	114460	1.84
27 Naphthalene-d8	384492	192246	768984	384289	-0.05
42 Acenaphthene-d10	217478	108739	434956	211778	-2.62
59 Phenanthrene-d10	336594	168297	673188	342675	1.81
69 Chrysene-d12	247160	123580	494320	285044	15.33
134 Di-n-octylphthala	347036	173518	694072	424428	22.30
77 Perylene-d12	232938	116469	465876	315095	35.27

COMPOUND	STANDARD	RT LIMIT		SAMPLE	%DIFF
		LOWER	UPPER		
8 1,4-Dichlorobenze	7.13	6.63	7.63	7.14	0.12
27 Naphthalene-d8	9.19	8.69	9.69	9.20	0.09
42 Acenaphthene-d10	12.03	11.53	12.53	12.04	0.07
59 Phenanthrene-d10	14.38	13.88	14.88	14.39	0.02
69 Chrysene-d12	18.66	18.16	19.16	18.66	0.05
134 Di-n-octylphthala	19.89	19.39	20.39	19.90	0.04
77 Perylene-d12	20.78	20.28	21.28	20.79	0.04

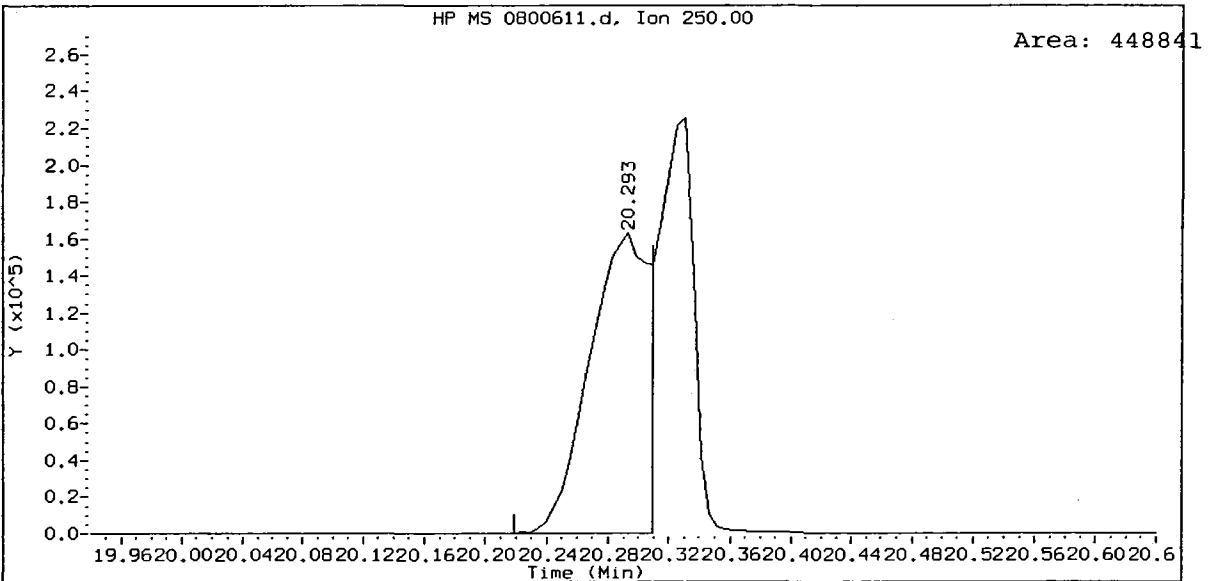
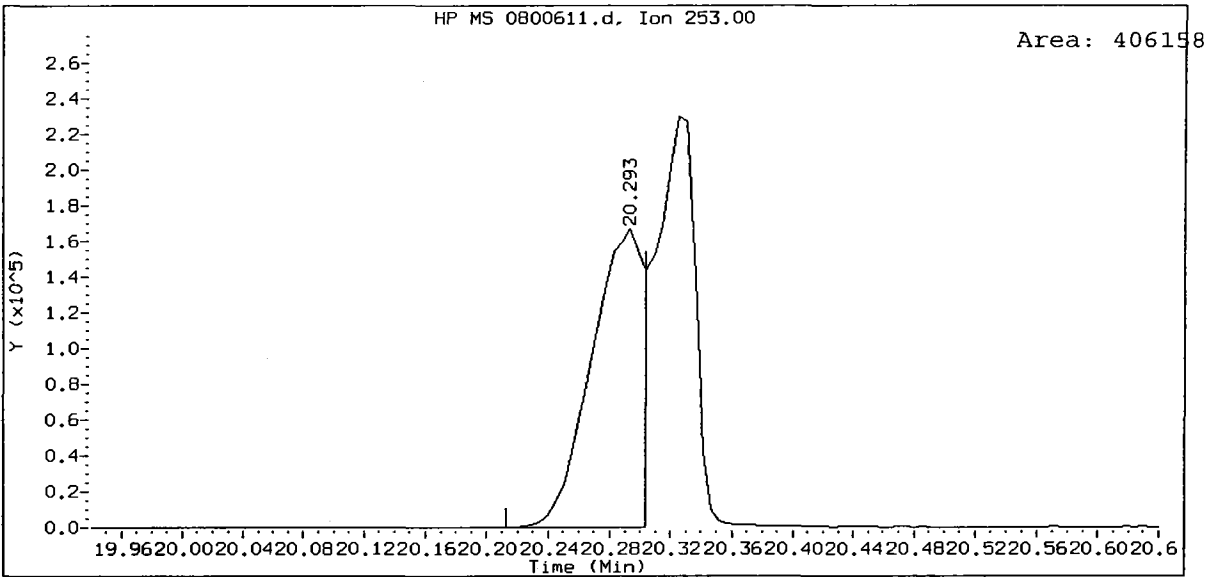
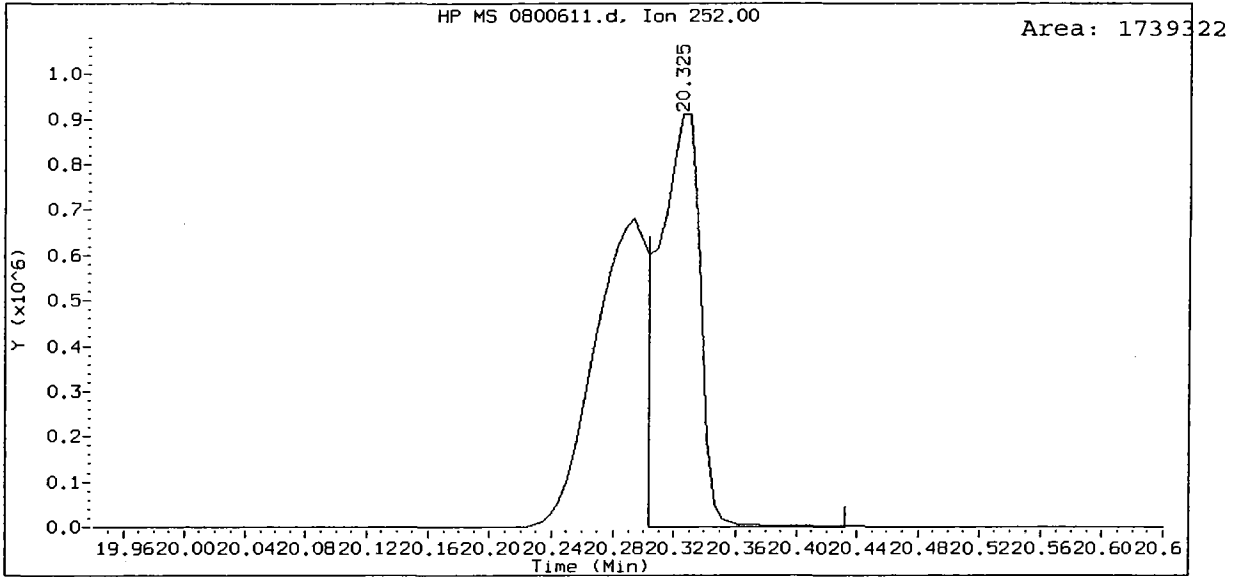
AREA UPPER LIMIT = +100% of internal standard area.
 AREA LOWER LIMIT = - 50% of internal standard area.
 RT UPPER LIMIT = + 0.50 minutes of internal standard RT.
 RT LOWER LIMIT = - 0.50 minutes of internal standard RT.



ABN 80, /chem1/nt6.i/20090611.b/0800611.d
Benzoic acid Amount: 173.51



ABN 80, /chem1/nt6.i/20090611.b/0800611.d
Benzo(k)fluoranthene Amount: 74.16



Analytical Resources, Inc.

Semivolatile Report SW846 Method 8270D

Data file : /chem1/nt6.i/20090611.b/icv0611.d
 Lab Smp Id: ABN ICV
 Inj Date : 11-JUN-2009 14:54
 Operator : LJR/VTS
 Smp Info : ABN ICV
 Misc Info :
 Comment : 1ul Injection
 Method : /chem1/nt6.i/20090611.b/SW846.m
 Meth Date : 11-Jun-2009 16:22 jeff
 Cal Date : 11-JUN-2009 14:21
 Als bottle: 9
 Dil Factor: 1.00000
 Integrator: HP RTE
 Target Version: 3.50

Inst ID: nt6.i
 LJR
 6/11/09

Quant Type: ISTD
 Cal File: 0050611a.d
 QC Sample: LCS
 Compound Sublist: ICV.sub

Compounds	QUANT	SIG	RT	EXP RT	REL RT	RESPONSE	CONCENTRATIONS	
							ON-COLUMN (ug/mL)	FINAL (ug/mL)
3 Phenol	94		6.801	6.796	(0.954)	338615	27.0021	27.00
4 Bis(2-Chloroethyl)ether	93		6.834	6.828	(0.958)	241459	25.5079	25.51
6 2-Chlorophenol	128		6.860	6.855	(0.962)	215331	27.1848	27.18
7 1,3-Dichlorobenzene	146		7.063	7.063	(0.990)	227210	26.3472	26.35
* 8 1,4-Dichlorobenzene-d4	152		7.133	7.127	(1.000)	104875	20.0000	20.00
9 1,4-Dichlorobenzene	146		7.159	7.154	(1.004)	234976	27.2099	27.21
11 Benzyl alcohol	108		7.458	7.453	(1.046)	163422	27.8374	27.84
12 1,2-Dichlorobenzene	146		7.453	7.448	(1.045)	222408	26.2341	26.23
13 2-Methylphenol	108		7.736	7.731	(1.085)	225009	27.3982	27.40
14 2,2'-oxybis(1-Chloropropane)	45		7.726	7.720	(1.083)	313126	26.7023	26.70
15 4-Methylphenol	108		7.977	7.971	(1.118)	226675	27.0030	27.00
16 N-Nitroso-di-n-propylamine	70		7.944	7.934	(1.114)	203812	26.1805	26.18
17 Hexachloroethane	117		7.939	7.939	(1.113)	105998	26.5534	26.55
19 Nitrobenzene	77		8.115	8.104	(0.883)	304585	26.8860	26.89
20 Isophorone	82		8.511	8.500	(0.926)	454980	24.0143	24.01
21 2-Nitrophenol	139		8.633	8.633	(0.939)	107822	26.1273	26.13
22 2,4-Dimethylphenol	107		8.810	8.799	(0.958)	248959	27.5619	27.56
23 Bis(2-Chloroethoxy)methane	93		8.938	8.927	(0.972)	272333	26.0919	26.09
24 Benzoic acid	105		9.098	8.991	(0.990)	266802	47.2663	47.27
25 2,4-Dichlorophenol	162		9.039	9.034	(0.983)	163648	27.8222	27.82
26 1,2,4-Trichlorobenzene	180		9.146	9.141	(0.995)	183040	25.6245	25.62
* 27 Naphthalene-d8	136		9.194	9.189	(1.000)	355357	20.0000	20.00
28 Naphthalene	128		9.221	9.215	(1.003)	560729	26.5434	26.54
29 4-Chloroaniline	127		9.397	9.392	(1.022)	237114	26.0354	26.04
30 Hexachlorobutadiene	225		9.557	9.557	(1.040)	108523	27.1585	27.16
31 4-Chloro-3-methylphenol	107		10.252	10.252	(1.115)	197140	26.4689	26.47
32 2-Methylnaphthalene	141		10.343	10.342	(1.125)	295370	25.6671	25.67

Compounds	QUANT SIG				RESPONSE	CONCENTRATIONS	
	MASS	RT	EXP RT	REL RT		ON-COLUMN (ug/mL)	FINAL (ug/mL)
-----	----	==	=====	=====	-----	-----	-----
33 Hexachlorocyclopentadiene	237	10.733	10.732	(0.892)	86829	23.3451	23.35
34 2,4,6-Trichlorophenol	196	10.882	10.876	(0.904)	114493	27.3831	27.38
35 2,4,5-Trichlorophenol	196	10.941	10.941	(0.909)	116215	27.1173	27.12
37 2-Chloronaphthalene	162	11.112	11.111	(0.923)	334591	25.6528	25.65
38 2-Nitroaniline	65	11.368	11.363	(0.945)	147583	27.2038	27.20
39 Dimethylphthalate	163	11.763	11.758	(0.977)	368318	25.7658	25.77
40 Acenaphthylene	152	11.779	11.779	(0.979)	473477	24.3124	24.31
41 2,6-Dinitrotoluene	165	11.849	11.843	(0.984)	79244	25.4985	25.50
* 42 Acenaphthene-d10	164	12.036	12.030	(1.000)	195944	20.0000	
43 3-Nitroaniline	138	12.046	12.035	(1.001)	91569	25.8059	25.81
44 Acenaphthene	153	12.084	12.078	(1.004)	324025	26.3631	26.36
45 2,4-Dinitrophenol	184	12.217	12.212	(1.015)	86164	55.9267	55.93
46 Dibenzofuran	168	12.346	12.340	(1.026)	444329	25.0202	25.02
47 4-Nitrophenol	109	12.415	12.409	(1.032)	58447	25.8305	25.83
48 2,4-Dinitrotoluene	165	12.463	12.457	(1.036)	99860	24.7781	24.78
49 Fluorene	166	12.896	12.890	(1.071)	383668	26.4123	26.41
50 Diethylphthalate	149	12.922	12.911	(1.074)	325827	25.0415	25.04
51 4-Chlorophenyl-phenylether	204	12.949	12.943	(1.076)	181281	25.2854	25.29
52 4-Nitroaniline	138	13.035	13.018	(1.083)	79815	25.3127	25.31
53 4,6-Dinitro-2-methylphenol	198	13.115	13.104	(0.912)	138613	60.7483	60.75
54 N-Nitrosodiphenylamine	169	13.157	13.152	(0.915)	168403	17.8141	17.81
56 4-Bromophenyl-phenylether	248	13.718	13.713	(0.954)	100420	26.0602	26.06
57 Hexachlorobenzene	284	13.910	13.910	(0.967)	99438	25.2839	25.28
58 Pentachlorophenol	266	14.226	14.220	(0.989)	49878	27.7710	27.77
* 59 Phenanthrene-d10	188	14.380	14.375	(1.000)	302996	20.0000	
60 Phenanthrene	178	14.413	14.412	(1.002)	515998	26.8304	26.83
61 Anthracene	178	14.487	14.482	(1.007)	497300	25.5062	25.51
62 Carbazole	167	14.792	14.786	(1.029)	393289	24.5468	24.55
63 Di-n-butylphthalate	149	15.556	15.550	(1.082)	495002	25.8229	25.82
64 Fluoranthene	202	16.330	16.330	(1.136)	521696	26.5703	26.57
65 Pyrene	202	16.672	16.672	(0.894)	530952	25.4631	25.46
67 Butylbenzylphthalate	149	17.943	17.937	(0.962)	215875	25.6351	25.64
68 Benzo(a)anthracene	228	18.627	18.621	(0.999)	491764	26.4713	26.47
* 69 Chrysene-d12	240	18.653	18.648	(1.000)	251700	20.0000	
70 3,3'-Dichlorobenzidine	252	18.669	18.664	(1.001)	172220	25.2883	25.29
71 Chrysene	228	18.691	18.680	(1.002)	453237	25.4801	25.48
72 bis(2-Ethylhexyl)phthalate	149	18.958	18.958	(0.953)	293436	25.3691	25.37
* 134 Di-n-octylphthalate-d4	153	19.887	19.887	(1.000)	372937	20.0000	
73 Di-n-octylphthalate	149	19.898	19.898	(1.001)	505889	25.1654	25.17
74 Benzo(b)fluoranthene	252	20.266	20.261	(0.975)	504981	26.1431	26.14
75 Benzo(k)fluoranthene	252	20.298	20.293	(0.977)	530516	26.7400	26.74
76 Benzo(a)pyrene	252	20.704	20.693	(0.996)	455612	26.0566	26.06
* 77 Perylene-d12	264	20.784	20.779	(1.000)	266554	20.0000	
78 Indeno(1,2,3-cd)pyrene	276	22.130	22.119	(1.065)	656562	28.1672	28.17
79 Dibenzo(a,h)anthracene	278	22.162	22.151	(1.066)	516262	29.1730	29.17
80 Benzo(g,h,i)perylene	276	22.435	22.419	(1.079)	571907	28.0741	28.07
103 Pyridine	79	2.197	2.192	(0.308)	275920	24.2086	24.21

Compounds	QUANT SIG		CONCENTRATIONS				
	MASS	RT	EXP RT	REL RT	RESPONSE	ON-COLUMN (ug/mL)	FINAL (ug/mL)
90 N-Nitrosodimethylamine	74	2.219	2.197	(0.311)	174404	26.2480	26.25
91 Aniline	93	6.689	6.684	(0.938)	411398	25.8660	25.87
105 1-methylnaphthalene	141	10.514	10.508	(1.143)	290437	26.3543	26.35
111 Azobenzene (1,2-DP-Hydrazine)	77	13.195	13.189	(1.096)	529435	25.4253	25.43
93 Benzidine	184	16.618	16.613	(0.891)	225670	23.6176	23.62

Analytical Resources, Inc.

INTERNAL STANDARD COMPOUNDS
 AREA AND RT SUMMARY

Instrument ID: nt6.i
 Lab File ID: icv0611.d
 Lab Smp Id: ABN ICV
 Analysis Type: SV
 Quant Type: ISTD
 Operator: LJR/VTS
 Method File: /chem1/nt6.i/20090611.b/SW846.m
 Misc Info:

Calibration Date: 11-JUN-2009
 Calibration Time: 10:27

Level:
 Sample Type:

Test Mode: Use Initial Calibration Level 4.

COMPOUND	STANDARD	AREA LIMIT		SAMPLE	%DIFF
		LOWER	UPPER		
8 1,4-Dichlorobenze	112389	56194	224778	104875	-6.69
27 Naphthalene-d8	384492	192246	768984	355357	-7.58
42 Acenaphthene-d10	217478	108739	434956	195944	-9.90
59 Phenanthrene-d10	336594	168297	673188	302996	-9.98
69 Chrysene-d12	247160	123580	494320	251700	1.84
134 Di-n-octylphthala	347036	173518	694072	372937	7.46
77 Perylene-d12	232938	116469	465876	266554	14.43

COMPOUND	STANDARD	RT LIMIT		SAMPLE	%DIFF
		LOWER	UPPER		
8 1,4-Dichlorobenze	7.13	6.63	7.63	7.13	-0.03
27 Naphthalene-d8	9.19	8.69	9.69	9.19	0.03
42 Acenaphthene-d10	12.03	11.53	12.53	12.04	0.03
59 Phenanthrene-d10	14.38	13.88	14.88	14.38	-0.02
69 Chrysene-d12	18.66	18.16	19.16	18.65	-0.01
134 Di-n-octylphthala	19.89	19.39	20.39	19.89	-0.01
77 Perylene-d12	20.78	20.28	21.28	20.78	0.01

AREA UPPER LIMIT = +100% of internal standard area.
 AREA LOWER LIMIT = - 50% of internal standard area.
 RT UPPER LIMIT = + 0.50 minutes of internal standard RT.
 RT LOWER LIMIT = - 0.50 minutes of internal standard RT.

Analytical Resources, Inc.

RECOVERY REPORT

Client Name: Client SDG: 20090611
 Sample Matrix: NONE Fraction: SV
 Lab Smp Id: ABN ICV
 Level: Operator: LJR/VTS
 Data Type: MS DATA SampleType: LCS
 SpikeList File: ICV.spk Quant Type: ISTD
 Sublist File: ICV.sub
 Method File: /chem1/nt6.i/20090611.b/SW846.m
 Misc Info:

SPIKE COMPOUND	AMOUNT ADDED ug/mL	AMOUNT RECOVERED ug/mL	% RECOVERED	LIMITS
3 Phenol	25.00	27.00	108.01	
4 Bis(2-Chloroethyl)	25.00	25.51	102.03	
6 2-Chlorophenol	25.00	27.18	108.74	
7 1,3-Dichlorobenzen	25.00	26.35	105.39	
9 1,4-Dichlorobenzen	25.00	27.21	108.84	
11 Benzyl alcohol	25.00	27.84	111.35	
12 1,2-Dichlorobenzen	25.00	26.23	104.94	
13 2-Methylphenol	25.00	27.40	109.59	
14 2,2'-oxybis(1-Chlo	25.00	26.70	106.81	
15 4-Methylphenol	25.00	27.00	108.01	
16 N-Nitroso-di-n-pro	25.00	26.18	104.72	
17 Hexachloroethane	25.00	26.55	106.21	
19 Nitrobenzene	25.00	26.89	107.54	
20 Isophorone	25.00	24.01	96.06	
21 2-Nitrophenol	25.00	26.13	104.51	OK
22 2,4-Dimethylphenol	25.00	27.56	110.25	
23 Bis(2-Chloroethoxy	25.00	26.09	104.37	
24 Benzoic acid	50.00	47.27	94.53	
25 2,4-Dichlorophenol	25.00	27.82	111.29	
26 1,2,4-Trichloroben	25.00	25.62	102.50	
28 Naphthalene	25.00	26.54	106.17	
29 4-Chloroaniline	25.00	26.04	104.14	
30 Hexachlorobutadien	25.00	27.16	108.63	
31 4-Chloro-3-methylp	25.00	26.47	105.88	
32 2-Methylnaphthalen	25.00	25.67	102.67	
33 Hexachlorocyclopen	25.00	23.35	93.38	
34 2,4,6-Trichlorophe	25.00	27.38	109.53	
35 2,4,5-Trichlorophe	25.00	27.12	108.47	
37 2-Chloronaphthalen	25.00	25.65	102.61	
38 2-Nitroaniline	25.00	27.20	108.82	
39 Dimethylphthalate	25.00	25.77	103.06	
40 Acenaphthylene	25.00	24.31	97.25	
41 2,6-Dinitrotoluene	25.00	25.50	101.99	

SPIKE COMPOUND	AMOUNT ADDED ug/mL	AMOUNT RECOVERED ug/mL	% RECOVERED	LIMITS
43 3-Nitroaniline	25.00	25.81	103.22	
44 Acenaphthene	25.00	26.36	105.45	
45 2,4-Dinitrophenol	50.00	55.93	111.85	
46 Dibenzofuran	25.00	25.02	100.08	
47 4-Nitrophenol	25.00	25.83	103.32	
48 2,4-Dinitrotoluene	25.00	24.78	99.11	
49 Fluorene	25.00	26.41	105.65	
50 Diethylphthalate	25.00	25.04	100.17	
51 4-Chlorophenyl-phe	25.00	25.29	101.14	
52 4-Nitroaniline	25.00	25.31	101.25	
53 4,6-Dinitro-2-meth	50.00	60.75	121.50	
54 N-Nitrosodiphenyla	25.00	17.81	71.26	
56 4-Bromophenyl-phen	25.00	26.06	104.24	
57 Hexachlorobenzene	25.00	25.28	101.14	
58 Pentachlorophenol	25.00	27.77	111.08	
60 Phenanthrene	25.00	26.83	107.32	
61 Anthracene	25.00	25.51	102.02	
62 Carbazole	25.00	24.55	98.19	
63 Di-n-butylphthalat	25.00	25.82	103.29	
64 Fluoranthene	25.00	26.57	106.28	
65 Pyrene	25.00	25.46	101.85	
67 Butylbenzylphthala	25.00	25.64	102.54	
68 Benzo(a)anthracene	25.00	26.47	105.89	
70 3,3'-Dichlorobenzi	25.00	25.29	101.15	
71 Chrysene	25.00	25.48	101.92	
72 bis(2-Ethylhexyl)p	25.00	25.37	101.48	
73 Di-n-octylphthalat	25.00	25.17	100.66	
74 Benzo(b)fluoranth	25.00	26.14	104.57	
75 Benzo(k)fluoranth	25.00	26.74	106.96	
76 Benzo(a)pyrene	25.00	26.06	104.23	
78 Indeno(1,2,3-cd)py	25.00	28.17	112.67	
79 Dibenzo(a,h) anthra	25.00	29.17	116.69	
80 Benzo(g,h,i)peryle	25.00	28.07	112.30	
90 N-Nitrosodimethyla	25.00	26.25	104.99	
91 Aniline	25.00	25.87	103.46	
93 Benzidine	25.00	23.62	94.47	
103 Pyridine	25.00	24.21	96.83	
105 1-methylnaphthalen	25.00	26.35	105.42	

OK

Data File: /chem1/nt6.i/20090611.b/icv0611.d

Date : 11-JUN-2009 14:54

Client ID:

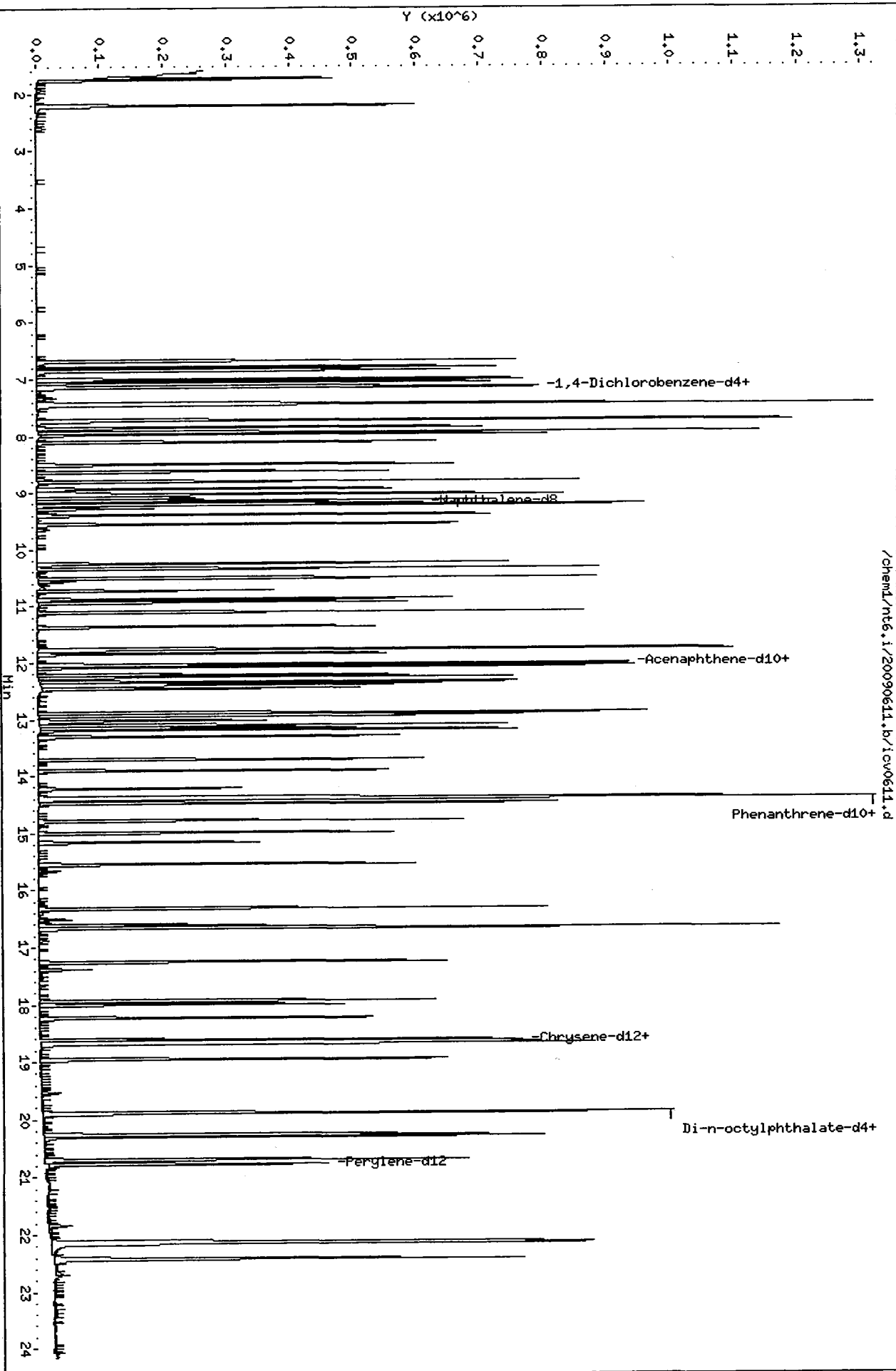
Sample Info: ABN ICV

Column phase: ZB-5

Instrument: nt6.i

Operator: LJR/VTS

Column diameter: 0.32



7B
SEMIVOLATILE 8270-D CONTINUING CALIBRATION CHECK

Lab Name: ANALYTICAL RESOURCES, INC

Client: ESC

ARI Job No: PB35

Project: JELD-WEN NORD DOOR

Instrument ID: NT6

Cont. Calib. Date: 06/15/09

Init. Calib. Date: 06/11/09

Cont. Calib. Time: 1439

COMPOUND	CalAmt or ARF	CC Amt or RF	MIN RRF	CURVE TYPE	%D or Drift
Phenol	2.392	2.433	0.800	AVRG	1.7
Bis(2-Chloroethyl) ether	1.805	1.824	0.700	AVRG	1.0
2-Chlorophenol	1.510	1.493	0.800	AVRG	-1.1
1,3-Dichlorobenzene	1.644	1.636	0.010	AVRG	-0.5
1,4-Dichlorobenzene	1.647	1.650	0.010	AVRG	0.2
1,2-Dichlorobenzene	1.616	1.560	0.010	AVRG	-3.5
Benzyl alcohol	1.120	1.112	0.010	AVRG	-0.7
2,2'-oxybis(1-Chloropropane)	2.236	2.266	0.010	AVRG	1.3
2-Methylphenol	1.566	1.602	0.700	AVRG	2.3
Hexachloroethane	0.761	0.735	0.300	AVRG	-3.4
N-Nitroso-di-n-propylamine	1.484	1.465	0.500	AVRG	-1.3
4-Methylphenol	1.601	1.665	0.600	AVRG	4.0
Nitrobenzene	0.638	0.616	0.200	AVRG	-3.4
Isophorone	1.066	1.045	0.400	AVRG	-2.0
2-Nitrophenol	0.232	0.232	0.100	AVRG	0.0
2,4-Dimethylphenol	0.508	0.497	0.200	AVRG	-2.2
Bis(2-Chloroethoxy)methane	0.588	0.593	0.300	AVRG	0.8
2,4-Dichlorophenol	0.331	0.356	0.200	AVRG	7.6
1,2,4-Trichlorobenzene	0.402	0.386	0.010	AVRG	-4.0
Naphthalene	1.189	1.160	0.700	AVRG	-2.4
Benzoic acid	0.318	0.328	0.010	AVRG	3.1
4-Chloroaniline	0.512	0.512	0.010	AVRG	0.0
Hexachlorobutadiene	0.225	0.223	0.010	AVRG	-0.9
4-Chloro-3-methylphenol	0.419	0.424	0.200	AVRG	1.2
2-Methylnaphthalene	0.648	0.648	0.400	AVRG	0.0
Hexachlorocyclopentadiene	25.00	23.70	0.050	LINR	-5.2
2,4,6-Trichlorophenol	0.427	0.438	0.200	AVRG	2.6
2,4,5-Trichlorophenol	0.437	0.452	0.200	AVRG	3.4
2-Chloronaphthalene	1.332	1.295	0.800	AVRG	-2.8
2-Nitroaniline	0.554	0.573	0.010	AVRG	3.4
Acenaphthylene	1.988	2.031	0.900	AVRG	2.2
Dimethylphthalate	1.459	1.416	0.010	AVRG	-2.9
2,6-Dinitrotoluene	0.317	0.311	0.200	AVRG	-1.9
Acenaphthene	1.254	1.218	0.900	AVRG	-2.9
3-Nitroaniline	0.362	0.362	0.010	AVRG	0.0
2,4-Dinitrophenol	50.00	53.82	0.010	LINR	7.6
Dibenzofuran	1.813	1.740	0.800	AVRG	-4.0

<- Exceeds QC limit of 20% D
* RF less than minimum RF

SEMIVOLATILE 8270-D CONTINUING CALIBRATION CHECK

Lab Name: ANALYTICAL RESOURCES, INC

Client: ESC

ARI Job No: PB35

Project: JELD-WEN NORD DOOR

Instrument ID: NT6

Cont. Calib. Date: 06/15/09

Init. Calib. Date: 06/11/09

Cont. Calib. Time: 1439

COMPOUND	CalAmt or ARF	CC Amt or RF	MIN RRF	CURVE TYPE	%D or Drift
4-Nitrophenol	0.231	0.222	0.010	AVRG	-3.9
2,4-Dinitrotoluene	0.411	0.407	0.200	AVRG	-1.0
Fluorene	1.482	1.464	0.900	AVRG	-1.2
4-Chlorophenyl-phenylether	0.732	0.736	0.400	AVRG	0.5
Diethylphthalate	1.328	1.323	0.010	AVRG	-0.4
4-Nitroaniline	0.322	0.340	0.010	AVRG	5.6
4,6-Dinitro-2-methylphenol	0.151	0.165	0.010	AVRG	9.3
N-Nitrosodiphenylamine (1)	0.624	0.646	0.010	AVRG	3.5
4-Bromophenyl-phenylether	0.254	0.270	0.100	AVRG	6.3
Hexachlorobenzene	0.259	0.265	0.100	AVRG	2.3
Pentachlorophenol	0.119	0.133	0.050	AVRG	11.8
Phenanthrene	1.270	1.299	0.700	AVRG	2.3
Anthracene	1.287	1.308	0.700	AVRG	1.6
Carbazole	1.058	1.129	0.010	AVRG	6.7
Di-n-butylphthalate	1.265	1.340	0.010	AVRG	5.9
Fluoranthene	1.296	1.362	0.600	AVRG	5.1
Pyrene	1.657	1.662	0.600	AVRG	0.3
Butylbenzylphthalate	0.669	0.682	0.010	AVRG	1.9
Benzo (a) anthracene	1.476	1.459	0.800	AVRG	-1.2
3,3'-Dichlorobenzidine	0.541	0.536	0.010	AVRG	-0.9
Chrysene	1.414	1.391	0.700	AVRG	-1.6
bis(2-Ethylhexyl)phthalate	0.620	0.653	0.010	AVRG	5.3
Di-n-octylphthalate	1.078	1.089	0.010	AVRG	1.0
Benzo (b) fluoranthene	1.449	1.569	0.700	AVRG	8.3
Benzo (k) fluoranthene	1.488	1.444	0.700	AVRG	-3.0
Benzo (a) pyrene	1.312	1.350	0.700	AVRG	2.9
Indeno (1,2,3-cd) pyrene	1.749	1.885	0.500	AVRG	7.8
Dibenzo (a,h) anthracene	1.328	1.501	0.400	AVRG	13.0
Benzo (g,h,i) perylene	1.528	1.829	0.500	AVRG	19.7
N-Nitrosodimethylamine	1.267	1.503	0.010	AVRG	18.6
Aniline	3.033	2.992	0.010	AVRG	-1.4
Benzidine	0.759	0.637	0.010	AVRG	-16.1
Pyridine	2.174	2.546	0.010	AVRG	17.1
1-methylnaphthalene	0.620	0.613	0.010	AVRG	-1.1
Azobenzene (1,2-DP-Hydrazine)	2.126	2.143	0.010	AVRG	0.8
=====	=====	=====	=====	=====	=====

(1) Cannot be separated from Diphenylamine
 <- Exceeds QC limit of 20% D
 * RF less than minimum RF

7C
SEMIVOLATILE 8270-D CONTINUING CALIBRATION CHECK

Lab Name: ANALYTICAL RESOURCES, INC

Client: ESC

ARI Job No: PB35

Project: JELD-WEN NORD DOOR

Instrument ID: NT6

Cont. Calib. Date: 06/15/09

Init. Calib. Date: 06/11/09

Cont. Calib. Time: 1439

COMPOUND	CalAmt or ARF	CC Amt or RF	MIN RRF	CURVE TYPE	%D or Drift
2-Fluorophenol	1.649	1.656	0.010	AVRG	0.4
Phenol-d5	2.214	2.256	0.010	AVRG	1.9
2-Chlorophenol-d4	1.349	1.347	0.010	AVRG	-0.1
1,2-Dichlorobenzene-d4	0.996	0.964	0.010	AVRG	-3.2
Nitrobenzene-d5	0.614	0.588	0.010	AVRG	-4.2
2-Fluorobiphenyl	1.485	1.442	0.010	AVRG	-2.9
2,4,6-Tribromophenol	0.191	0.193	0.010	AVRG	1.0
Terphenyl-d14	1.068	1.030	0.010	AVRG	-3.6

<- Exceeds QC limit of 20% D

* RF less than minimum RF

Analytical Resources, Inc.

CONTINUING CALIBRATION COMPOUNDS

Instrument ID: nt6.i Injection Date: 15-JUN-2009 14:39
 Lab File ID: cc0615.d Init. Cal. Date(s): 11-JUN-2009 11-JUN-2009
 Analysis Type: Init. Cal. Times: 10:27 14:21
 Lab Sample ID: ABN 25 Quant Type: ISTD
 Method: /chem1/nt6.i/20090615.b/SW846.m

COMPOUND	RRF / AMOUNT	RF25	CCAL RRF25	MIN RRF	%D / %DRIFT	MAX %D / %DRIFT	CURVE TYPE
\$ 1 2-Fluorophenol	1.64888	1.65565	1.65565	0.010	0.41099	20.00000	Averaged
\$ 2 Phenol-d5	2.21423	2.25585	2.25585	0.010	1.87953	20.00000	Averaged
3 Phenol	2.39148	2.43326	2.43326	0.800	1.74702	20.00000	Averaged
\$ 5 2-Chlorophenol-d4	1.34927	1.34696	1.34696	0.010	-0.17110	20.00000	Averaged
4 Bis(2-Chloroethyl)ether	1.80520	1.82406	1.82406	0.700	1.04443	20.00000	Averaged
6 2-Chlorophenol	1.51056	1.49276	1.49276	0.800	-1.17863	20.00000	Averaged
7 1,3-Dichlorobenzene	1.64456	1.63552	1.63552	0.010	-0.55008	20.00000	Averaged
9 1,4-Dichlorobenzene	1.64685	1.65044	1.65044	0.010	0.21807	20.00000	Averaged
\$ 10 1,2-Dichlorobenzene-d4	0.99590	0.96389	0.96389	0.010	-3.21422	20.00000	Averaged
12 1,2-Dichlorobenzene	1.61674	1.55968	1.55968	0.010	-3.52960	20.00000	Averaged
11 Benzyl alcohol	1.11954	1.11202	1.11202	0.010	-0.67154	20.00000	Averaged
14 2,2'-oxybis(1-Chloropropane	2.23629	2.26562	2.26562	0.010	1.31141	20.00000	Averaged
13 2-Methylphenol	1.56616	1.60159	1.60159	0.700	2.26214	20.00000	Averaged
17 Hexachloroethane	0.76126	0.73463	0.73463	0.300	-3.49847	20.00000	Averaged
16 N-Nitroso-di-n-propylamine	1.48460	1.46540	1.46540	0.500	-1.29340	20.00000	Averaged
15 4-Methylphenol	1.60085	1.66498	1.66498	0.600	4.00591	20.00000	Averaged
\$ 18 Nitrobenzene-d5	0.61423	0.58765	0.58765	0.010	-4.32786	20.00000	Averaged
19 Nitrobenzene	0.63760	0.61576	0.61576	0.200	-3.42486	20.00000	Averaged
20 Isophorone	1.06632	1.04500	1.04500	0.400	-1.99906	20.00000	Averaged
21 2-Nitrophenol	0.23226	0.23233	0.23233	0.100	0.02981	20.00000	Averaged
22 2,4-Dimethylphenol	0.50838	0.49696	0.49696	0.200	-2.24525	20.00000	Averaged
23 Bis(2-Chloroethoxy)methane	0.58743	0.59261	0.59261	0.300	0.88083	20.00000	Averaged
24 Benzoic acid	0.31769	0.32795	0.32795	0.010	3.22873	20.00000	Averaged
25 2,4-Dichlorophenol	0.33104	0.35555	0.35555	0.200	7.40278	20.00000	Averaged
26 1,2,4-Trichlorobenzene	0.40203	0.38618	0.38618	0.010	-3.94096	20.00000	Averaged
28 Naphthalene	1.18895	1.15990	1.15990	0.700	-2.44284	20.00000	Averaged
29 4-Chloroaniline	0.51258	0.51180	0.51180	0.010	-0.15080	20.00000	Averaged
30 Hexachlorobutadiene	0.22490	0.22268	0.22268	0.010	-0.98524	20.00000	Averaged
31 4-Chloro-3-methylphenol	0.41918	0.42353	0.42353	0.200	1.03763	20.00000	Averaged
32 2-Methylnaphthalene	0.64767	0.64833	0.64833	0.400	0.10111	20.00000	Averaged
33 Hexachlorocyclopentadiene	23.69743	25.00000	0.35986	0.050	-5.21030	20.00000	Linear
34 2,4,6-Trichlorophenol	0.42677	0.43846	0.43846	0.200	2.73829	20.00000	Averaged
35 2,4,5-Trichlorophenol	0.43744	0.45208	0.45208	0.200	3.34713	20.00000	Averaged
\$ 36 2-Fluorobiphenyl	1.48556	1.44250	1.44250	0.010	-2.89809	20.00000	Averaged
37 2-Chloronaphthalene	1.33131	1.29460	1.29460	0.800	-2.75688	20.00000	Averaged

Analytical Resources, Inc.

CONTINUING CALIBRATION COMPOUNDS

Instrument ID: nt6.i Injection Date: 15-JUN-2009 14:39
 Lab File ID: cc0615.d Init. Cal. Date(s): 11-JUN-2009 11-JUN-2009
 Analysis Type: Init. Cal. Times: 10:27 14:21
 Lab Sample ID: ABN 25 Quant Type: ISTD
 Method: /chem1/nt6.i/20090615.b/SW846.m

COMPOUND	RRF / AMOUNT	RF25	CCAL RRF25	MIN RRF	%D / %DRIFT	MAX %D / %DRIFT	CURVE TYPE
38 2-Nitroaniline	0.55374	0.57305	0.57305	0.010	3.48671	20.00000	Averaged
39 Dimethylphthalate	1.45908	1.41603	1.41603	0.010	-2.95007	20.00000	Averaged
40 Acenaphthylene	1.98779	2.03112	2.03112	0.900	2.18003	20.00000	Averaged
41 2,6-Dinitrotoluene	0.31721	0.31121	0.31121	0.200	-1.89049	20.00000	Averaged
43 3-Nitroaniline	0.36218	0.36237	0.36237	0.010	0.05133	20.00000	Averaged
44 Acenaphthene	1.25453	1.21760	1.21760	0.900	-2.94356	20.00000	Averaged
45 2,4-Dinitrophenol	53.81752	50.00000	0.16756	0.010	7.63503	20.00000	Linear
46 Dibenzofuran	1.81264	1.73984	1.73984	0.800	-4.01637	20.00000	Averaged
47 4-Nitrophenol	0.23096	0.22259	0.22259	0.010	-3.62371	20.00000	Averaged
48 2,4-Dinitrotoluene	0.41136	0.40696	0.40696	0.200	-1.06903	20.00000	Averaged
50 Diethylphthalate	1.32808	1.32319	1.32319	0.010	-0.36873	20.00000	Averaged
49 Fluorene	1.48268	1.46391	1.46391	0.900	-1.26561	20.00000	Averaged
51 4-Chlorophenyl-phenylether	0.73178	0.73636	0.73636	0.400	0.62602	20.00000	Averaged
52 4-Nitroaniline	0.32184	0.33962	0.33962	0.010	5.52352	20.00000	Averaged
53 4,6-Dinitro-2-methylphenol	0.15061	0.16515	0.16515	0.010	9.64897	20.00000	Averaged
54 N-Nitrosodiphenylamine	0.62399	0.64555	0.64555	0.010	3.45493	20.00000	Averaged
\$ 55 2,4,6-Tribromophenol	0.19070	0.19305	0.19305	0.010	1.23540	20.00000	Averaged
56 4-Bromophenyl-phenylether	0.25435	0.27012	0.27012	0.100	6.19948	20.00000	Averaged
57 Hexachlorobenzene	0.25960	0.26484	0.26484	0.100	2.02035	20.00000	Averaged
58 Pentachlorophenol	0.11855	0.13285	0.13285	0.050	12.06330	20.00000	Averaged
60 Phenanthrene	1.26944	1.29874	1.29874	0.700	2.30780	20.00000	Averaged
61 Anthracene	1.28696	1.30783	1.30783	0.700	1.62176	20.00000	Averaged
62 Carbazole	1.05757	1.12870	1.12870	0.010	6.72560	20.00000	Averaged
63 Di-n-butylphthalate	1.26530	1.33980	1.33980	0.010	5.88756	20.00000	Averaged
64 Fluoranthene	1.29603	1.36217	1.36217	0.600	5.10322	20.00000	Averaged
65 Pyrene	1.65688	1.66196	1.66196	0.600	0.30649	20.00000	Averaged
\$ 66 Terphenyl-d14	1.06822	1.03029	1.03029	0.010	-3.55072	20.00000	Averaged
67 Butylbenzylphthalate	0.66913	0.68190	0.68190	0.010	1.90834	20.00000	Averaged
68 Benzo(a)anthracene	1.47614	1.45946	1.45946	0.800	-1.13029	20.00000	Averaged
70 3,3'-Dichlorobenzidine	0.54114	0.53637	0.53637	0.010	-0.88185	20.00000	Averaged
71 Chrysene	1.41342	1.39102	1.39102	0.700	-1.58460	20.00000	Averaged
72 bis(2-Ethylhexyl)phthalate	0.62030	0.65265	0.65265	0.010	5.21496	20.00000	Averaged
73 Di-n-octylphthalate	1.07807	1.08928	1.08928	0.010	1.03957	20.00000	Averaged
74 Benzo(b)fluoranthene	1.44932	1.56868	1.56868	0.700	8.23584	20.00000	Averaged
75 Benzo(k)fluoranthene	1.48861	1.44403	1.44403	0.700	-2.99480	20.00000	Averaged

Analytical Resources, Inc.

CONTINUING CALIBRATION COMPOUNDS

Instrument ID: nt6.i Injection Date: 15-JUN-2009 14:39
 Lab File ID: cc0615.d Init. Cal. Date(s): 11-JUN-2009 11-JUN-2009
 Analysis Type: Init. Cal. Times: 10:27 14:21
 Lab Sample ID: ABN 25 Quant Type: ISTD
 Method: /chem1/nt6.i/20090615.b/SW846.m

COMPOUND	RRF / AMOUNT	RF25	CCAL	MIN	MAX	CURVE TYPE
76 Benzo(a)pyrene	1.31197	1.35016	1.35016	0.700	2.91151	Averaged
78 Indeno(1,2,3-cd)pyrene	1.74895	1.88514	1.88514	0.500	7.78696	Averaged
79 Dibenzo(a,h)anthracene	1.32780	1.50087	1.50087	0.400	13.03373	Averaged
80 Benzo(g,h,i)perylene	1.52850	1.82879	1.82879	0.500	19.64631	Averaged
90 N-Nitrosodimethylamine	1.26712	1.50293	1.50293	0.010	18.61011	Averaged
103 Pyridine	2.17356	2.54635	2.54635	0.010	17.15099	Averaged
91 Aniline	3.03313	2.99160	2.99160	0.010	-1.36905	Averaged
105 1-methylnaphthalene	0.62025	0.61332	0.61332	0.010	-1.11671	Averaged
93 Benzidine	0.75925	0.63726	0.63726	0.010	-16.06739	Averaged
111 Azobenzene (1,2-DP-Hydrazin	2.12542	2.14338	2.14338	0.010	0.84497	Averaged
143 1,4-Dioxane	0.85388	0.00179	0.00179	0.010	-100	Averaged
137 d8-1,4-Dioxane	0.90996	0.00198	0.00198	0.010	-100	Averaged
144 alpha-Terpineol	0.35971	0.35765	0.35765	0.010	-0.57305	Averaged
98 Retene	0.53946	0.53850	0.53850	0.010	-0.17761	Averaged
133 Butylatedhydroxytoluene	1.15351	1.09240	1.09240	0.010	-5.29770	Averaged
115 Tributyl Phosphate	1.19585	1.22353	1.22353	0.010	2.31460	Averaged
116 Dibutyl Phenyl Phosphate	0.62176	0.65081	0.65081	0.010	4.67263	Averaged
117 Butyl Diphenyl Phosphate	0.34951	0.33929	0.33929	0.010	-2.92460	Averaged
118 Triphenyl Phosphate	0.22411	0.22738	0.22738	0.010	1.45788	Averaged
123 Acetophenone	2.18776	2.14794	2.14794	0.010	-1.81977	Averaged
179 n-Decane	1.85815	1.81749	1.81749	0.010	-2.18798	Averaged
180 n-Octadecane	0.64476	0.65001	0.65001	0.010	0.81397	Averaged
168 Pentachlorobenzene	0.53063	0.52180	0.52180	0.010	-1.66389	Averaged
113 Diphenyl Oxide	0.90394	0.87568	0.87568	0.010	-3.12598	Averaged
112 Biphenyl	1.79614	1.76320	1.76320	0.010	-1.83395	Averaged

Analytical Resources, Inc.

Semivolatiles Report SW846 Method 8270D

Data file : /chem1/nt6.i/20090615.b/cc0615.d
 Lab Smp Id: ABN 25
 Inj Date : 15-JUN-2009 14:39
 Operator : LJR/VTS
 Smp Info : ABN 25
 Misc Info :
 Comment : 1ul Injection
 Method : /chem1/nt6.i/20090615.b/SW846.m
 Meth Date : 16-Jun-2009 10:40 jeff
 Cal Date : 11-JUN-2009 14:21
 Als bottle: 1
 Dil Factor: 1.00000
 Integrator: HP RTE
 Target Version: 3.50

Inst ID: nt6.i

LJR
6/16/09

Quant Type: ISTD
 Cal File: 0050611a.d
 Continuing Calibration Sample
 Compound Sublist: ICAL.sub

Compounds	QUANT SIG	MASS	RT	EXP RT	REL RT	RESPONSE	AMOUNTS	
							CAL-AMT (ug/mL)	ON-COL (ug/mL)
\$ 1 2-Fluorophenol	112	4.782	4.782 (0.669)	216073	25.0000	25.10 (M)		
\$ 2 Phenol-d5	99	6.534	6.534 (0.914)	294402	25.0000	25.47		
3 Phenol	94	6.550	6.550 (0.916)	317556	25.0000	25.44		
\$ 5 2-Chlorophenol-d4	132	6.555	6.555 (0.917)	175787	25.0000	24.96		
4 Bis(2-Chloroethyl)ether	93	6.555	6.555 (0.917)	238051	25.0000	25.26		
6 2-Chlorophenol	128	6.582	6.582 (0.921)	194814	25.0000	24.71		
7 1,3-Dichlorobenzene	146	6.780	6.780 (0.948)	213445	25.0000	24.86 (H)		
* 8 1,4-Dichlorobenzene-d4	152	6.849	6.849 (1.000)	104405	20.0000	(H)		
9 1,4-Dichlorobenzene	146	6.870	6.870 (0.961)	215393	25.0000	25.05 (H)		
\$ 10 1,2-Dichlorobenzene-d4	152	7.148	7.148 (1.000)	125794	25.0000	24.20		
12 1,2-Dichlorobenzene	146	7.169	7.169 (1.003)	203548	25.0000	24.12		
11 Benzyl alcohol	108	7.196	7.196 (1.007)	145126	25.0000	24.83 (H)		
14 2,2'-oxybis(1-Chloropropane)	45	7.458	7.458 (1.043)	295677	25.0000	25.33		
13 2-Methylphenol	108	7.490	7.490 (1.048)	209017	25.0000	25.57 (H)		
17 Hexachloroethane	117	7.661	7.661 (1.072)	95874	25.0000	24.13		
16 N-Nitroso-di-n-propylamine	70	7.682	7.682 (1.075)	191244	25.0000	24.68		
15 4-Methylphenol	108	7.730	7.730 (1.081)	217290	25.0000	26.00		
\$ 18 Nitrobenzene-d5	82	7.810	7.810 (0.866)	261146	25.0000	23.92		
19 Nitrobenzene	77	7.837	7.837 (0.869)	273639	25.0000	24.14		
20 Isophorone	82	8.238	8.238 (0.913)	464391	25.0000	24.50		
21 2-Nitrophenol	139	8.366	8.366 (0.927)	103246	25.0000	25.01		
22 2,4-Dimethylphenol	107	8.558	8.558 (0.948)	220845	25.0000	24.44		
23 Bis(2-Chloroethoxy)methane	93	8.676	8.676 (0.962)	263350	25.0000	25.22		
24 Benzoic acid	105	8.879	8.879 (0.984)	291473	50.0000	51.61 (M)		
25 2,4-Dichlorophenol	162	8.777	8.777 (0.973)	158003	25.0000	26.85		
26 1,2,4-Trichlorobenzene	180	8.873	8.873 (0.983)	171617	25.0000	24.01		
* 27 Naphthalene-d8	136	8.916	8.916 (1.000)	355513	20.0000	(H)		

Compounds	QUANT SIG				AMOUNTS		
	MASS	RT	EXP RT	REL RT	RESPONSE	CAL-AMT (ug/mL)	ON-COL (ug/mL)
28 Naphthalene	128	8.948	8.948	(0.992)	515450	25.0000	24.39
29 4-Chloroaniline	127	9.130	9.130	(1.012)	227441	25.0000	24.96
30 Hexachlorobutadiene	225	9.290	9.290	(1.030)	98957	25.0000	24.75
31 4-Chloro-3-methylphenol	107	10.000	10.000	(1.108)	188214	25.0000	25.26
32 2-Methylnaphthalene	141	10.070	10.070	(1.116)	288111	25.0000	25.03 (H)
33 Hexachlorocyclopentadiene	237	10.454	10.454	(0.890)	91051	25.0000	23.70
34 2,4,6-Trichlorophenol	196	10.614	10.614	(0.904)	110939	25.0000	25.68
35 2,4,5-Trichlorophenol	196	10.673	10.673	(0.909)	114385	25.0000	25.84
\$ 36 2-Fluorobiphenyl	172	10.732	10.732	(0.914)	364984	25.0000	24.28
37 2-Chloronaphthalene	162	10.833	10.833	(0.922)	327562	25.0000	24.31
38 2-Nitroaniline	65	11.095	11.095	(0.945)	144993	25.0000	25.87
39 Dimethylphthalate	163	11.496	11.496	(0.979)	358286	25.0000	24.26
40 Acenaphthylene	152	11.496	11.496	(0.979)	513917	25.0000	25.55
41 2,6-Dinitrotoluene	165	11.576	11.576	(0.985)	78744	25.0000	24.53
* 42 Acenaphthene-d10	164	11.747	11.747	(1.000)	202417	20.0000	
43 3-Nitroaniline	138	11.773	11.773	(1.002)	91687	25.0000	25.01
44 Acenaphthene	153	11.800	11.800	(1.005)	308078	25.0000	24.26
45 2,4-Dinitrophenol	184	11.950	11.950	(1.017)	84792	50.0000	53.82
46 Dibenzofuran	168	12.062	12.062	(1.027)	440216	25.0000	24.00
47 4-Nitrophenol	109	12.169	12.169	(1.036)	56319	25.0000	24.09
48 2,4-Dinitrotoluene	165	12.190	12.190	(1.038)	102970	25.0000	24.73
50 Diethylphthalate	149	12.649	12.649	(1.077)	334794	25.0000	24.91
49 Fluorene	166	12.607	12.607	(1.073)	370401	25.0000	24.68
51 4-Chlorophenyl-phenylether	204	12.665	12.665	(1.078)	186315	25.0000	25.16
52 4-Nitroaniline	138	12.756	12.756	(1.086)	85931	25.0000	26.38
53 4,6-Dinitro-2-methylphenol	198	12.836	12.836	(0.912)	130298	50.0000	54.82
54 N-Nitrosodiphenylamine	169	12.884	12.884	(0.915)	254665	25.0000	25.86
\$ 55 2,4,6-Tribromophenol	330	13.034	13.034	(1.110)	48847	25.0000	25.31
56 4-Bromophenyl-phenylether	248	13.429	13.429	(0.954)	106561	25.0000	26.55
57 Hexachlorobenzene	284	13.621	13.621	(0.967)	104479	25.0000	25.51
58 Pentachlorophenol	266	13.942	13.942	(0.990)	52410	25.0000	28.02
* 59 Phenanthrene-d10	188	14.081	14.081	(1.000)	315595	20.0000	
60 Phenanthrene	178	14.118	14.118	(1.003)	512345	25.0000	25.58
61 Anthracene	178	14.188	14.188	(1.008)	515932	25.0000	25.41
62 Carbazole	167	14.503	14.503	(1.030)	445265	25.0000	26.68
63 Di-n-butylphthalate	149	15.277	15.277	(1.085)	528542	25.0000	26.47
64 Fluoranthene	202	16.025	16.025	(1.138)	537367	25.0000	26.28
65 Pyrene	202	16.361	16.361	(0.892)	545059	25.0000	25.08
\$ 66 Terphenyl-d14	244	16.730	16.730	(0.912)	337898	25.0000	24.11
67 Butylbenzylphthalate	149	17.649	17.649	(0.962)	223639	25.0000	25.48
68 Benzo(a)anthracene	228	18.311	18.311	(0.999)	478648	25.0000	24.72
* 69 Chrysene-d12	240	18.338	18.338	(1.000)	262370	20.0000	
70 3,3'-Dichlorobenzidine	252	18.364	18.364	(1.001)	175909	25.0000	24.78
71 Chrysene	228	18.375	18.375	(1.002)	456203	25.0000	24.60
72 bis(2-Ethylhexyl)phthalate	149	18.674	18.674	(0.953)	304759	25.0000	26.30
* 134 Di-n-octylphthalate-d4	153	19.603	19.603	(1.000)	373565	20.0000	
73 Di-n-octylphthalate	149	19.609	19.609	(1.000)	508644	25.0000	25.26

Compounds	QUANT SIG				RESPONSE	AMOUNTS		
	MASS	RT	EXP RT	REL RT		CAL-AMT (ug/mL)	ON-COL (ug/mL)	
74 Benzo(b)fluoranthene	252	19.945	19.945	(0.975)	494240	25.0000	27.06	
75 Benzo(k)fluoranthene	252	19.977	19.977	(0.977)	454967	25.0000	24.25	
76 Benzo(a)pyrene	252	20.378	20.378	(0.996)	425393	25.0000	25.73	
* 77 Perylene-d12	264	20.453	20.453	(1.000)	252054	20.0000		
78 Indeno(1,2,3-cd)pyrene	276	21.799	21.799	(1.066)	593945	25.0000	26.95	
79 Dibenzo(a,h)anthracene	278	21.831	21.831	(1.067)	472874	25.0000	28.26	
80 Benzo(g,h,i)perylene	276	22.087	22.087	(1.080)	576193	25.0000	29.91	
90 N-Nitrosodimethylamine	74	1.930	1.930	(0.270)	196142	25.0000	29.65	
103 Pyridine	79	1.914	1.914	(0.268)	332314	25.0000	29.29	
91 Aniline	93	6.406	6.406	(0.896)	390423	25.0000	24.66 (H)	
105 1-methylnaphthalene	141	10.235	10.235	(1.134)	272555	25.0000	24.72	
93 Benzidine	184	16.319	16.319	(0.890)	208997	25.0000	20.98	
111 Azobenzene (1,2-DP-Hydrazine)	77	12.911	12.911	(1.099)	542321	25.0000	25.21	
143 1,4-Dioxane	88	Compound Not Detected.						
\$ 137 d8-1,4-Dioxane	96	Compound Not Detected.						
144 alpha-Terpineol	59	9.023	9.023	(1.000)	158938	25.0000	24.86	
98 Retene	219	16.960	16.960	(0.925)	176608	25.0000	24.96	
133 Butylatedhydroxytoluene	205	11.987	11.987	(1.020)	276401	25.0000	23.68	
115 Tributyl Phosphate	99	13.050	13.050	(0.927)	482673	25.0000	25.58	
116 Dibutyl Phenyl Phosphate	175	14.727	14.727	(1.046)	256742	25.0000	26.17	
117 Butyl Diphenyl Phosphate	94	16.372	16.372	(0.893)	111275	25.0000	24.27	
118 Triphenyl Phosphate	326	17.948	17.948	(0.979)	74571	25.0000	25.36	
123 Acetophenone	105	7.586	7.586	(1.061)	280320	25.0000	24.55	
179 n-Decane	57	6.742	6.742	(0.943)	237194	25.0000	24.45	
180 n-Octadecane	57	14.129	14.129	(1.003)	256426	25.0000	25.20	
168 Pentachlorobenzene	250	12.105	12.105	(1.030)	132026	25.0000	24.58	
113 Diphenyl Oxide	170	11.052	11.052	(0.941)	221566	25.0000	24.22	
112 Biphenyl	154	10.855	10.855	(0.924)	446128	25.0000	24.54	

QC Flag Legend

M - Compound response manually integrated.
 H - Operator selected an alternate compound hit.

Analytical Resources, Inc.

INTERNAL STANDARD COMPOUNDS
 AREA AND RT SUMMARY

Instrument ID: nt6.i
 Lab File ID: cc0615.d
 Lab Smp Id: ABN 25
 Analysis Type: SV
 Quant Type: ISTD
 Operator: LJR/VTS
 Method File: /chem1/nt6.i/20090615.b/SW846.m
 Misc Info:

Calibration Date: 15-JUN-2009
 Calibration Time: 14:39

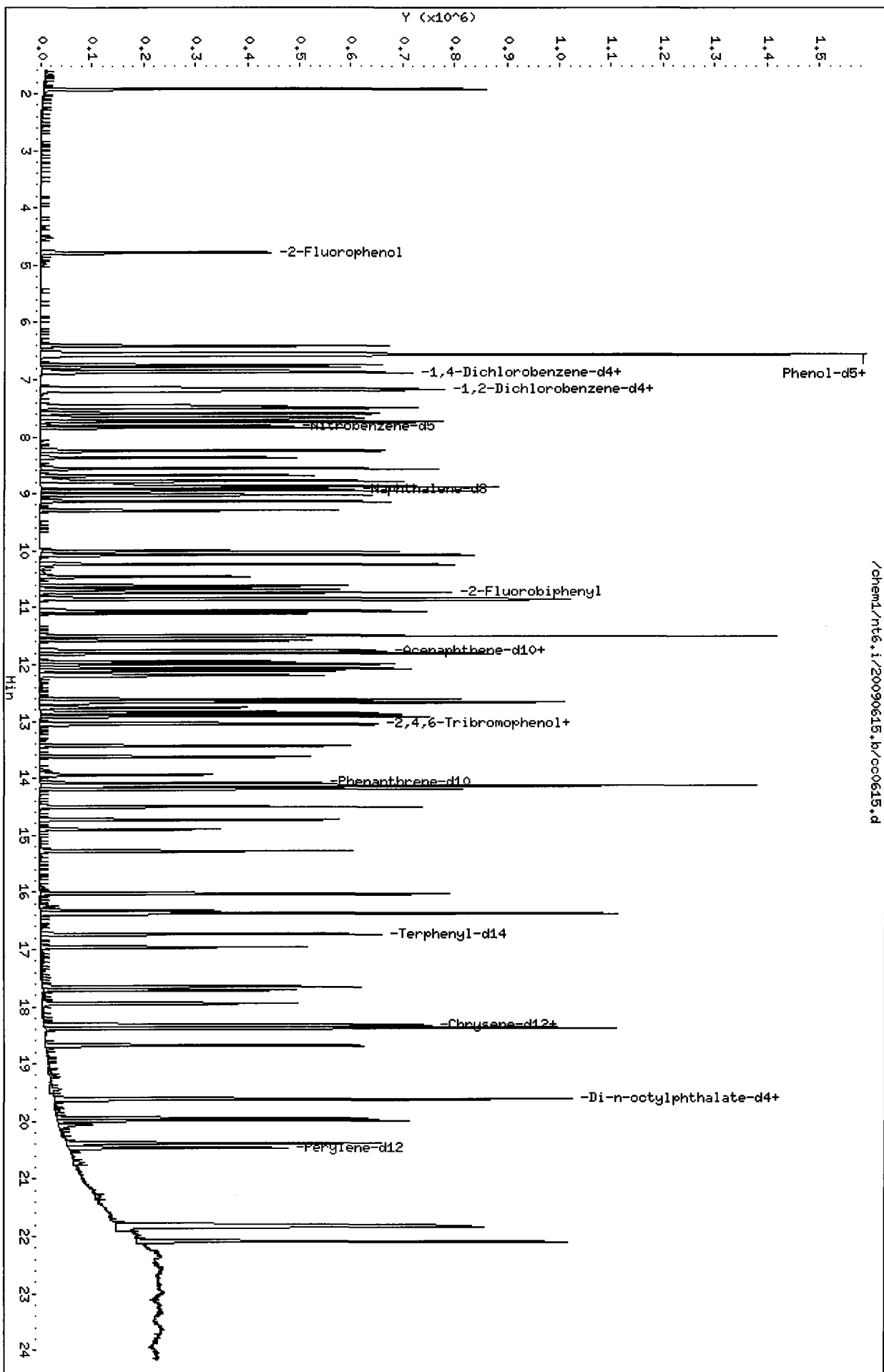
Level:
 Sample Type:

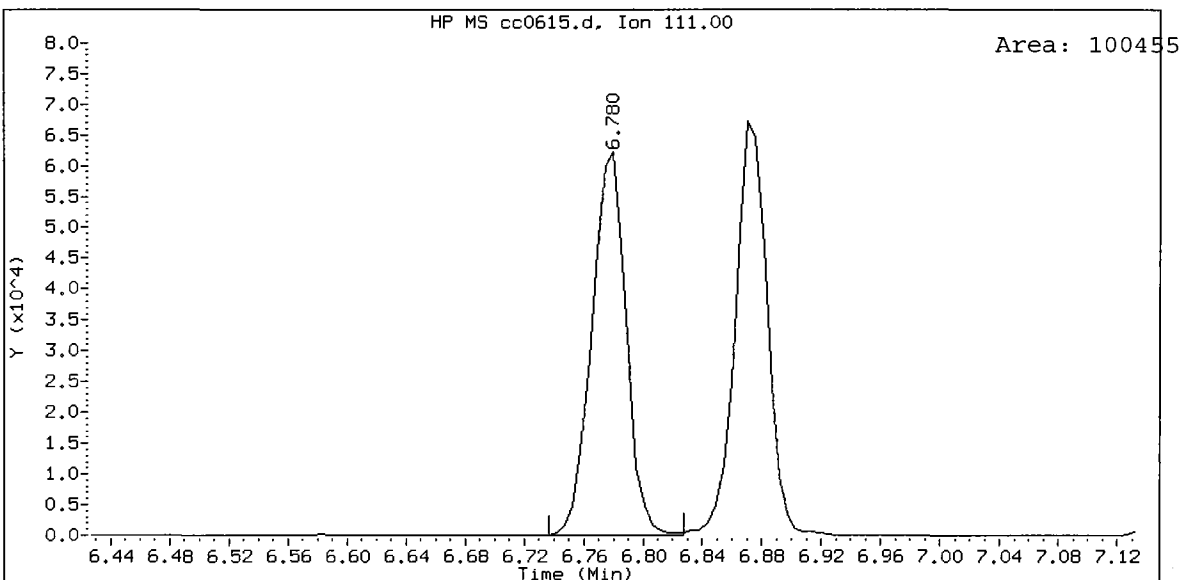
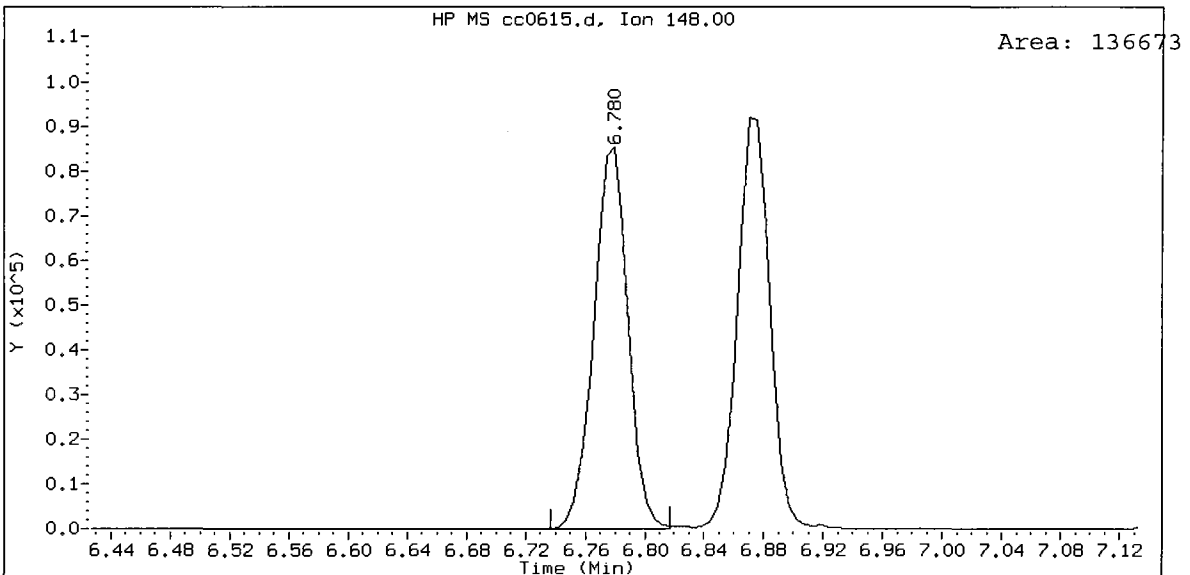
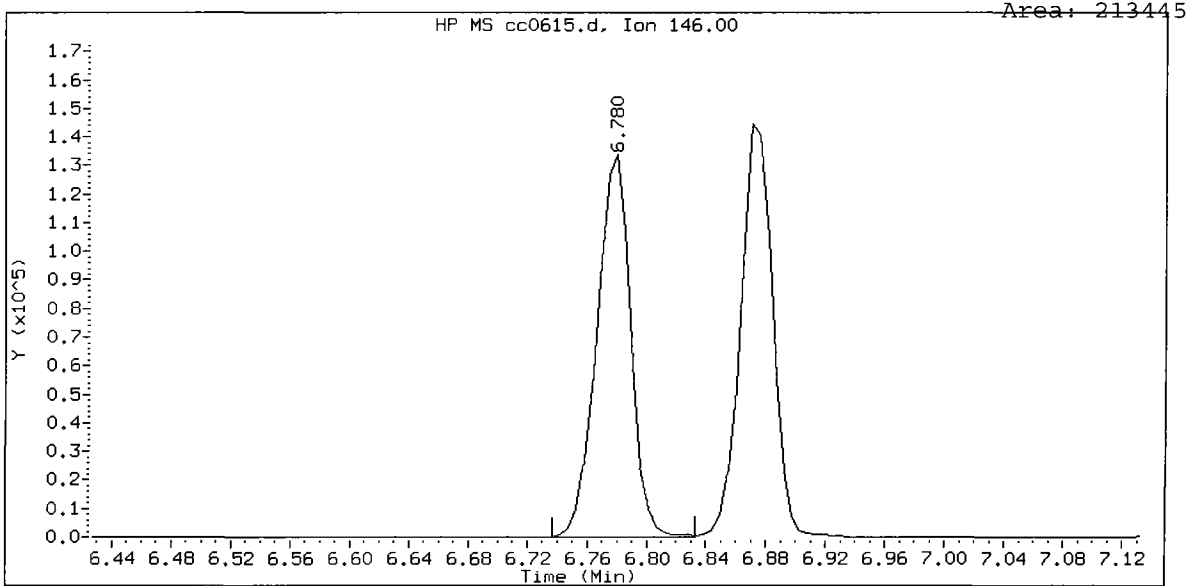
Test Mode:
 Use Initial Calibration Level 4.

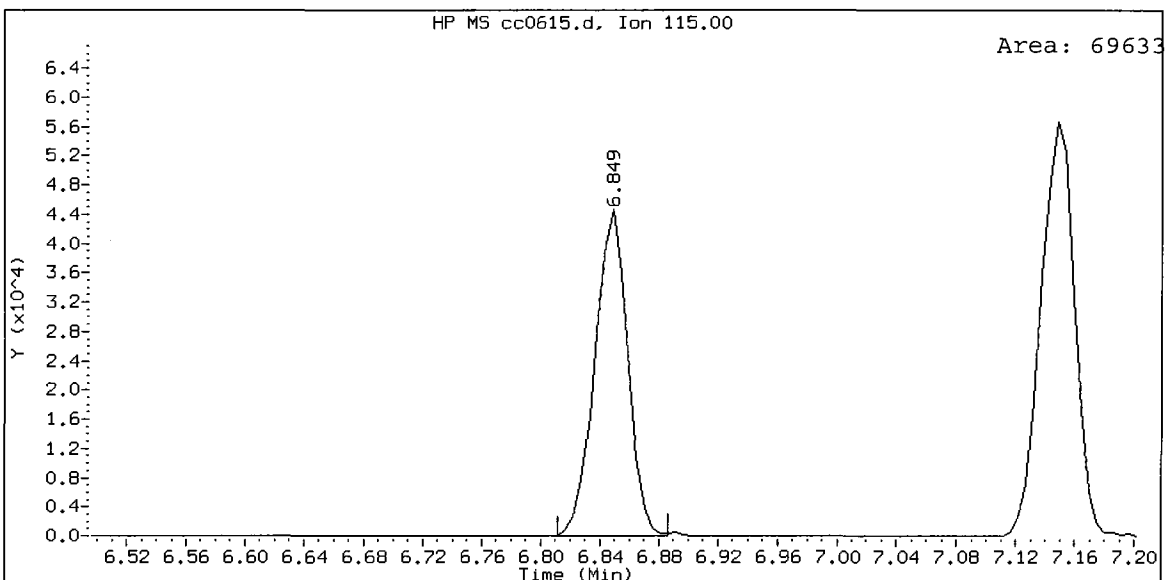
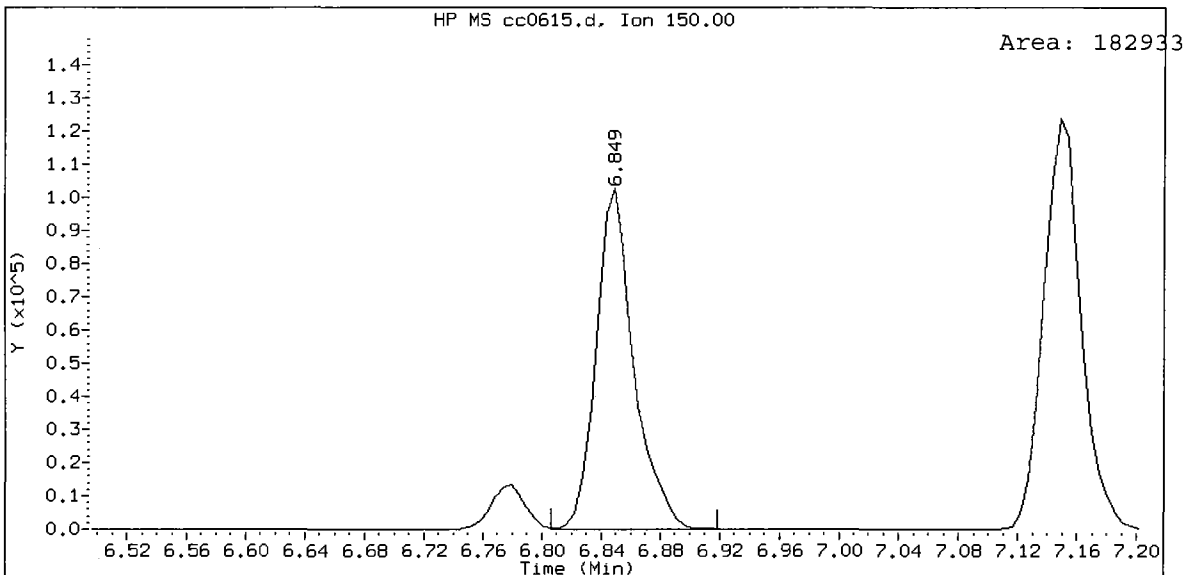
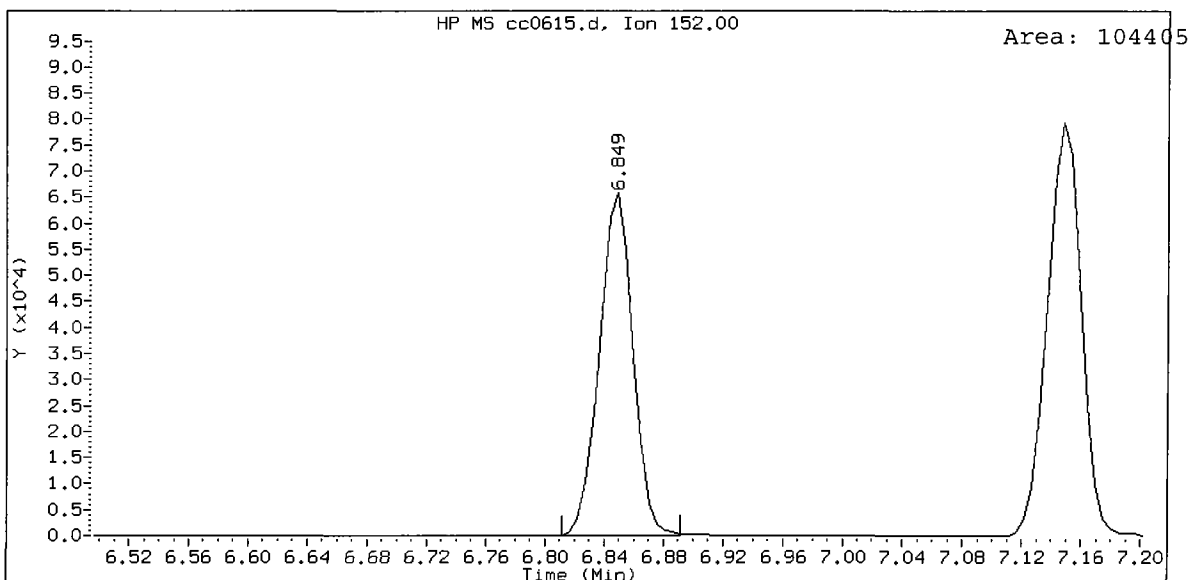
COMPOUND	STANDARD	AREA LIMIT		SAMPLE	%DIFF
		LOWER	UPPER		
8 1,4-Dichlorobenze	112389	56194	224778	104405	-7.10
27 Naphthalene-d8	384492	192246	768984	355513	-7.54
42 Acenaphthene-d10	217478	108739	434956	202417	-6.93
59 Phenanthrene-d10	336594	168297	673188	315595	-6.24
69 Chrysene-d12	247160	123580	494320	262370	6.15
134 Di-n-octylphthala	347036	173518	694072	373565	7.64
77 Perylene-d12	232938	116469	465876	252054	8.21

COMPOUND	STANDARD	RT LIMIT		SAMPLE	%DIFF
		LOWER	UPPER		
8 1,4-Dichlorobenze	6.85	6.35	7.35	6.85	0.00
27 Naphthalene-d8	8.92	8.42	9.42	8.92	0.00
42 Acenaphthene-d10	11.75	11.25	12.25	11.75	0.00
59 Phenanthrene-d10	14.08	13.58	14.58	14.08	0.00
69 Chrysene-d12	18.34	17.84	18.84	18.34	0.00
134 Di-n-octylphthala	19.60	19.10	20.10	19.60	0.00
77 Perylene-d12	20.45	19.95	20.95	20.45	0.00

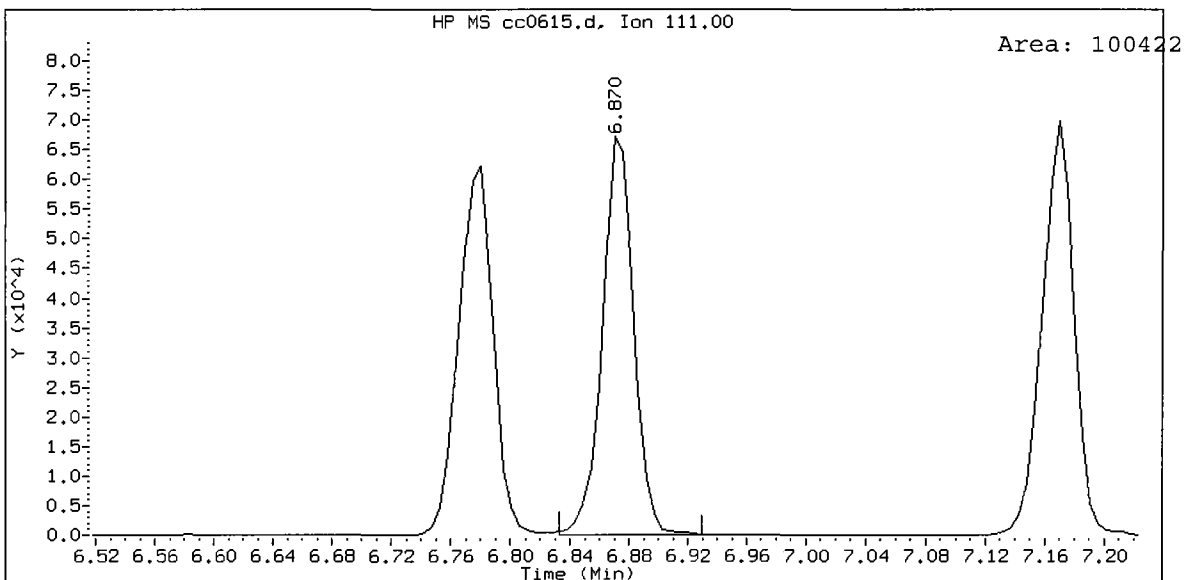
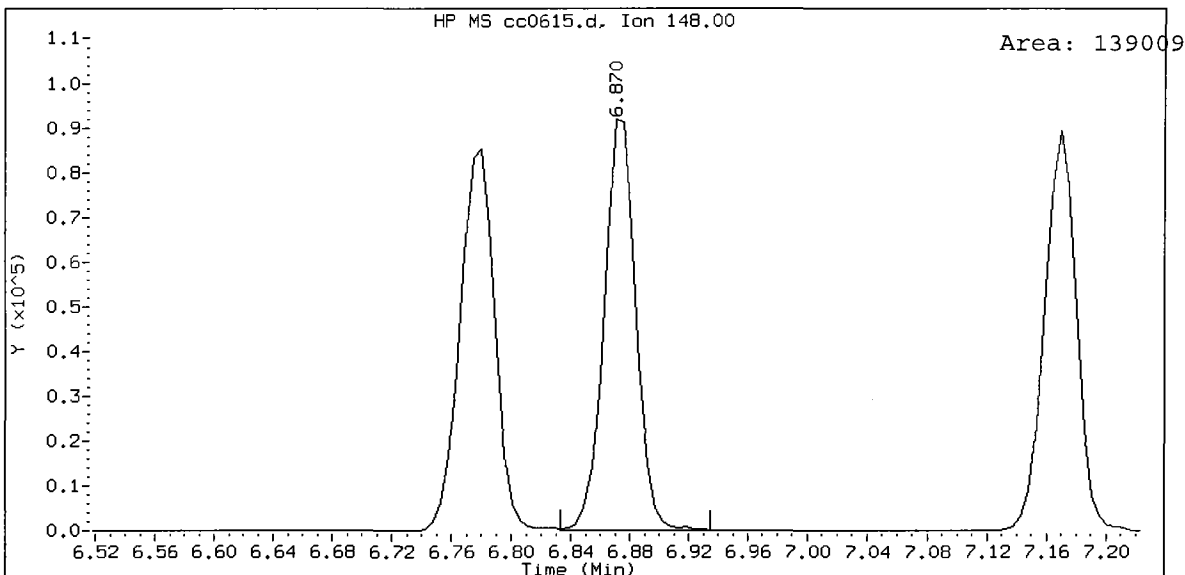
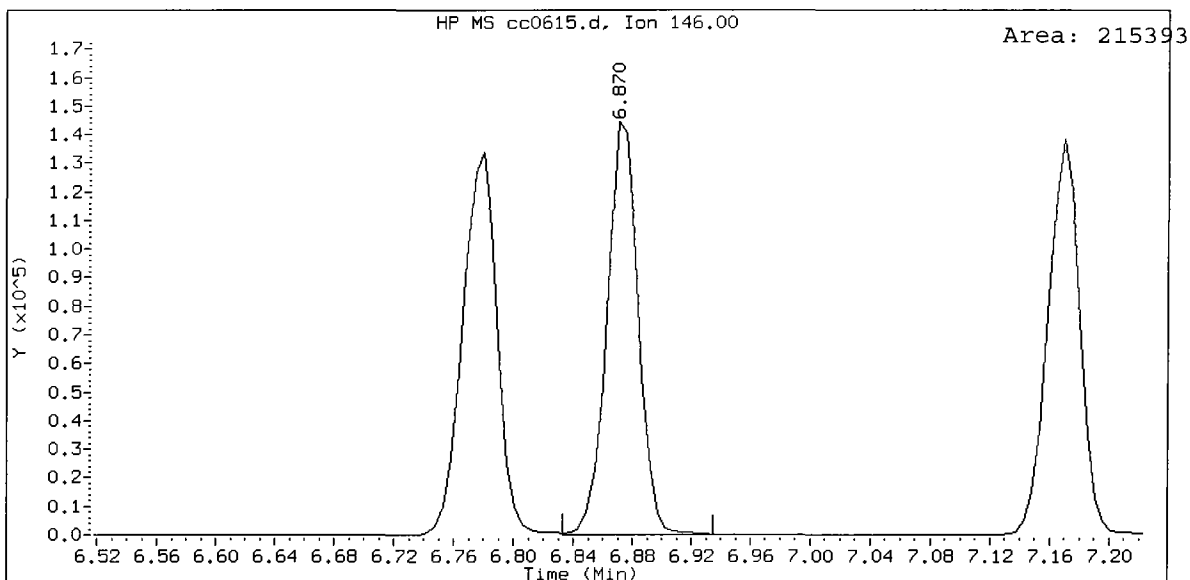
AREA UPPER LIMIT = +100% of internal standard area.
 AREA LOWER LIMIT = - 50% of internal standard area.
 RT UPPER LIMIT = + 0.50 minutes of internal standard RT.
 RT LOWER LIMIT = - 0.50 minutes of internal standard RT.



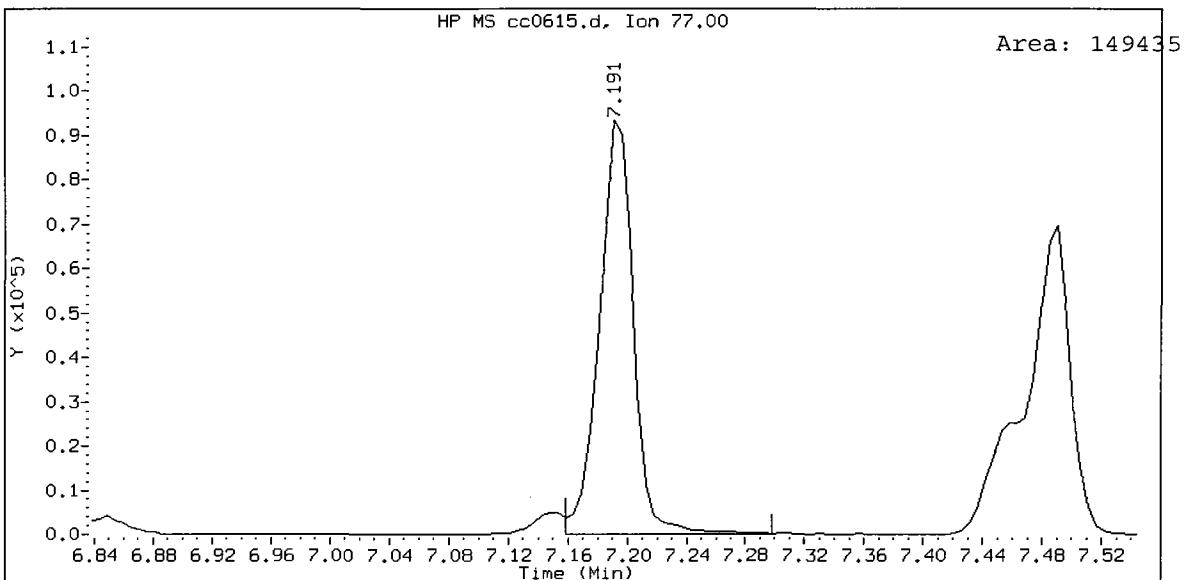
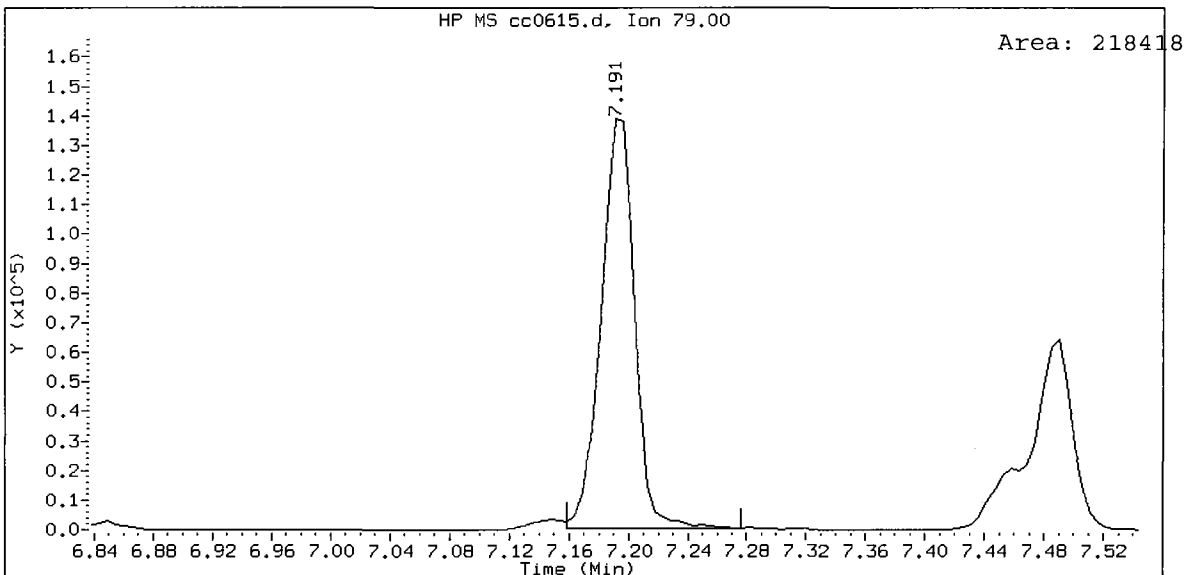
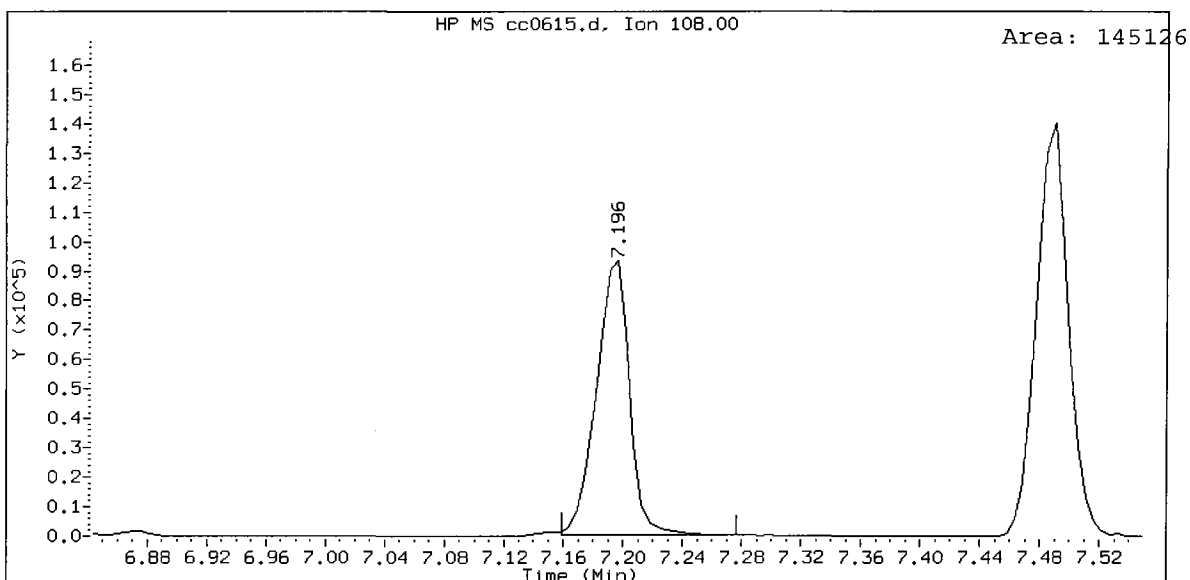




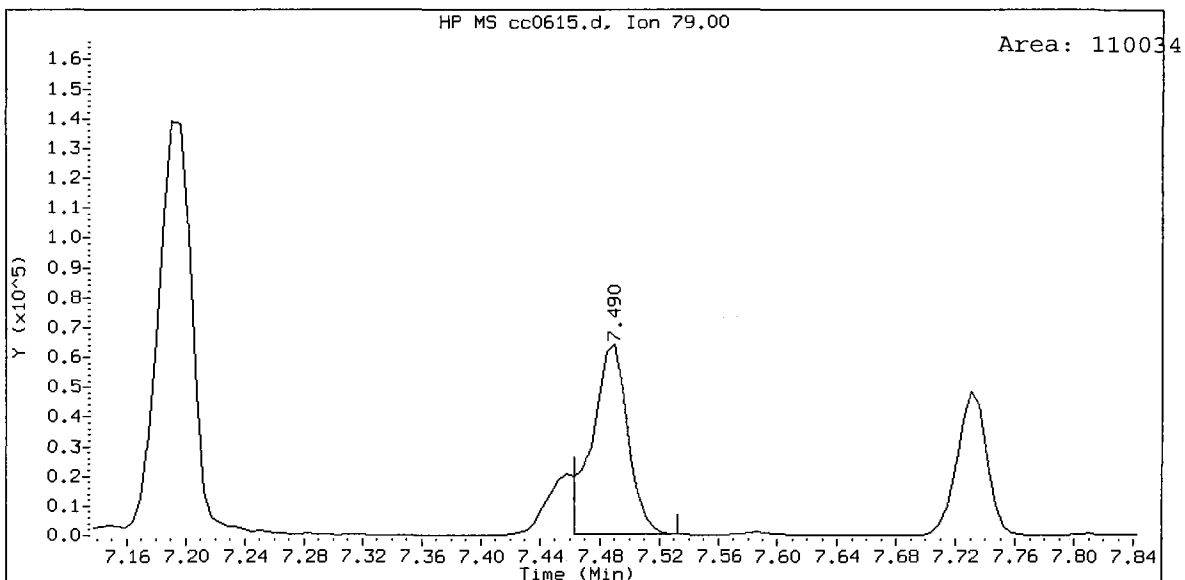
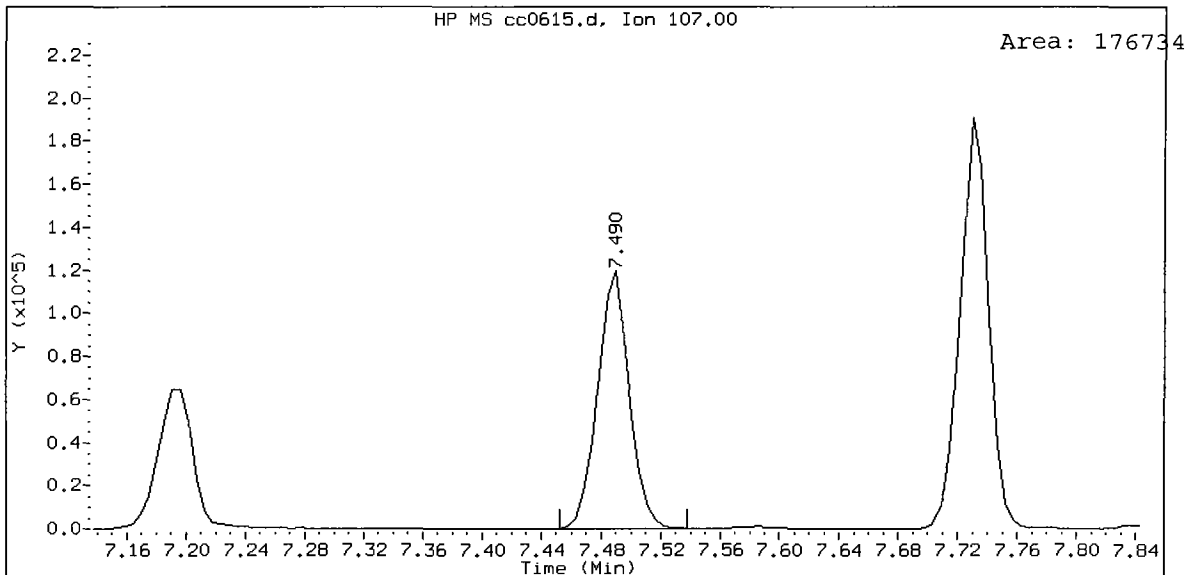
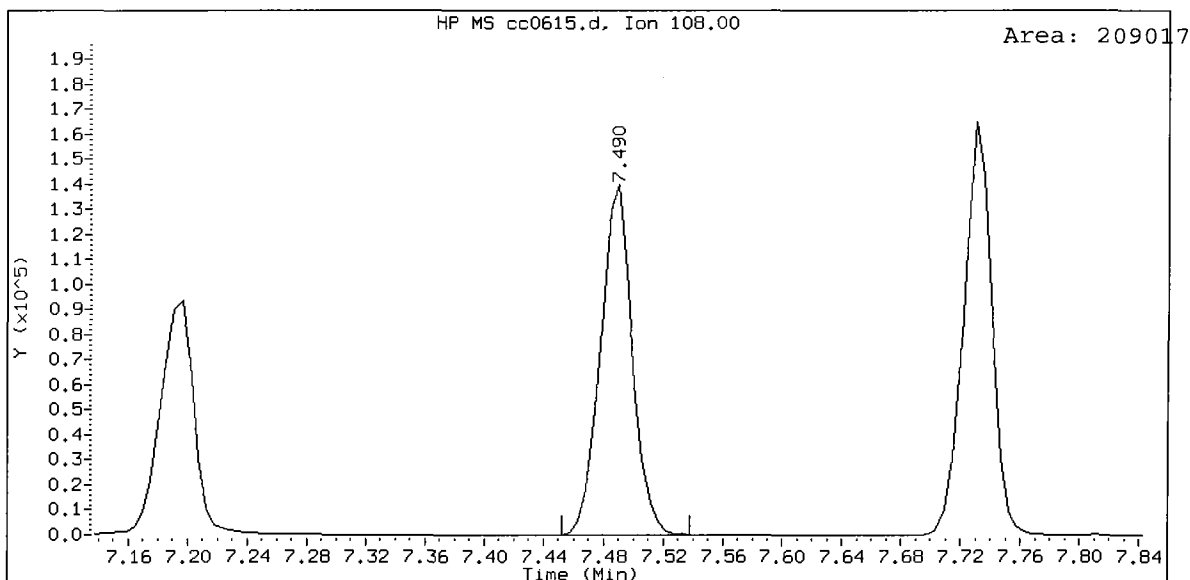
ABN 25, /chem1/nt6.i/20090615.b/cc0615.d
1,4-Dichlorobenzene Amount: 25.05

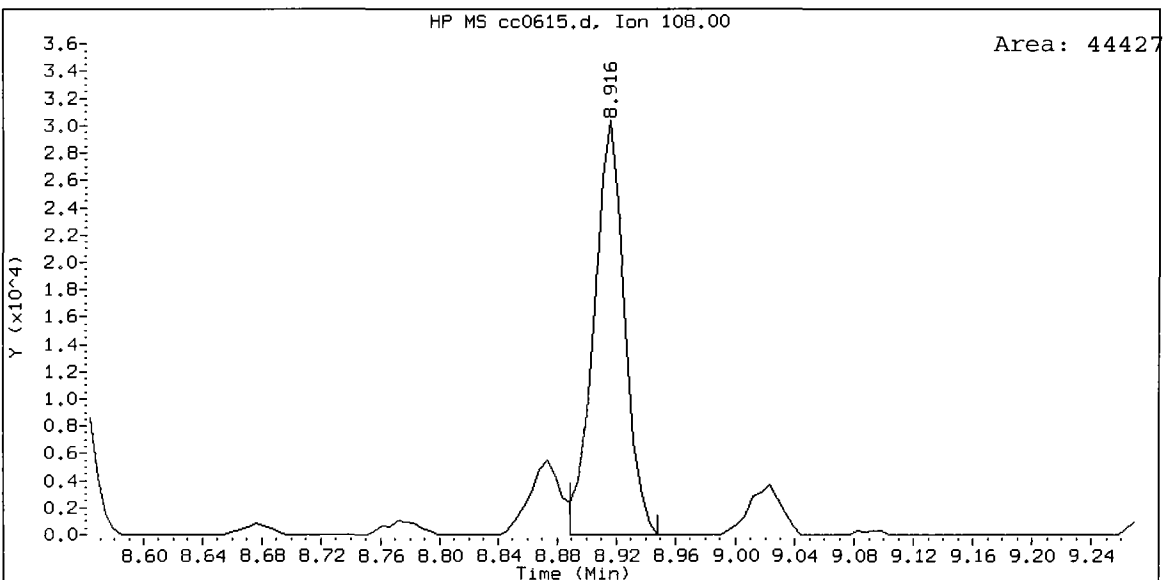
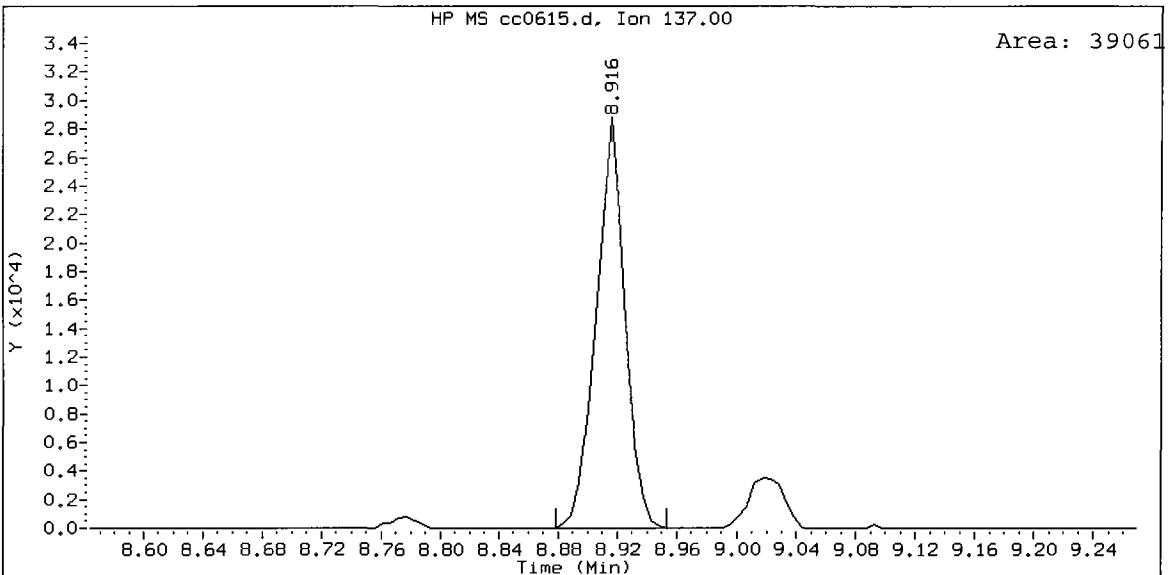
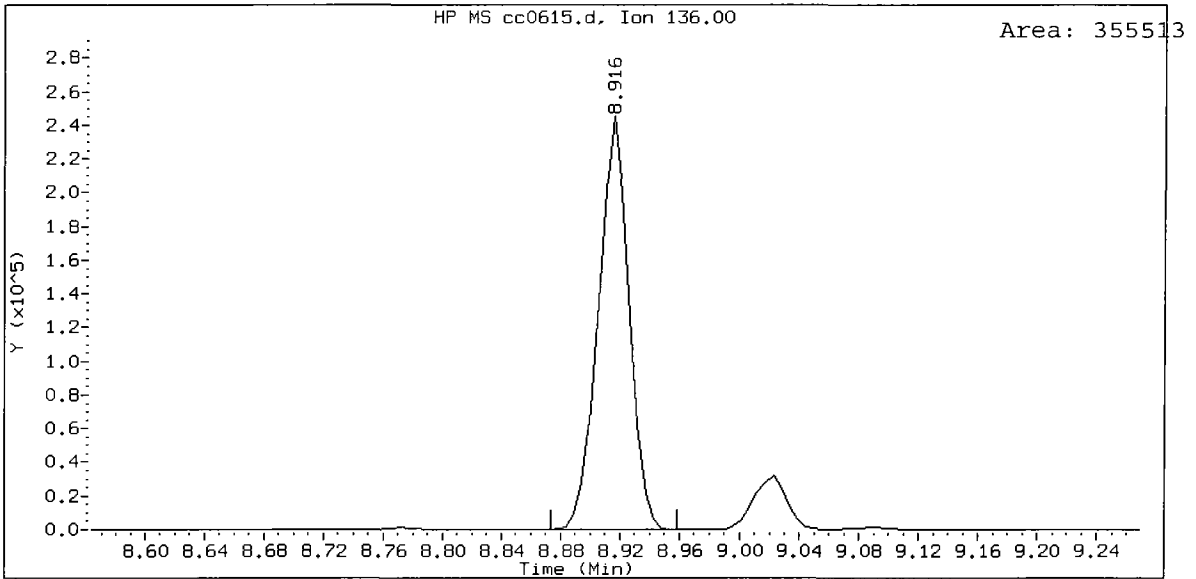


ABN 25, /chem1/nt6.i/20090615.b/cc0615.d
Benzyl alcohol Amount: 24.83

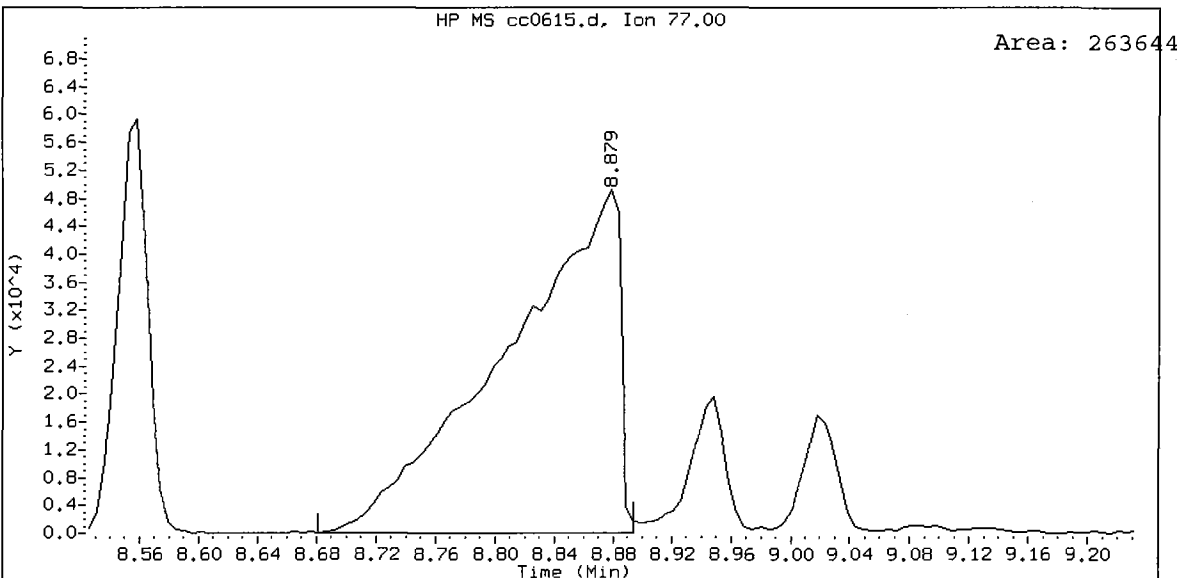
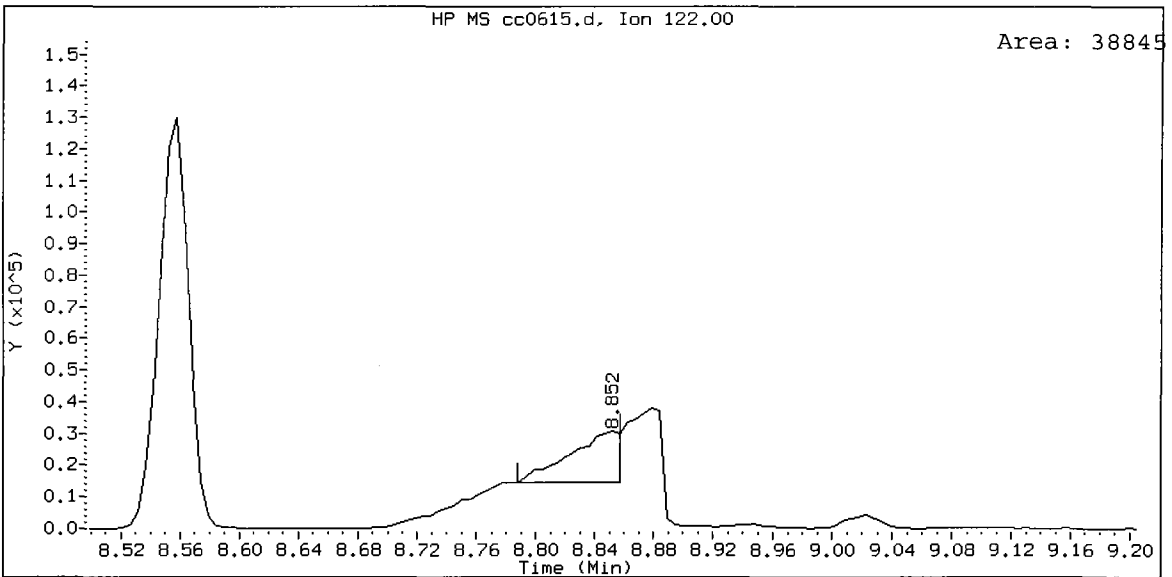
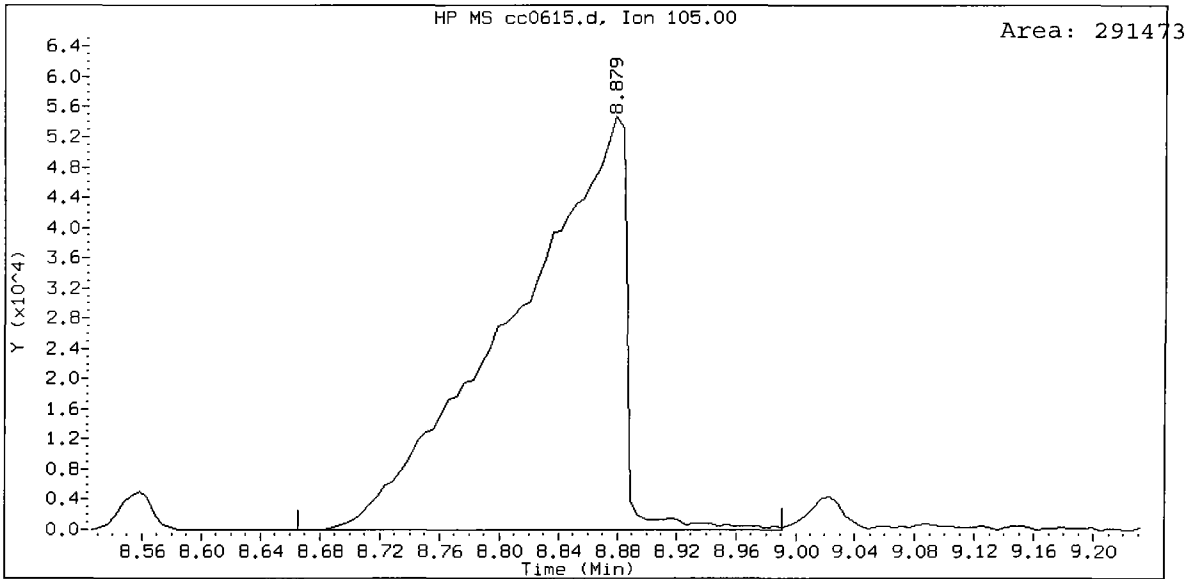


ABN 25, /chem1/nt6.i/20090615.b/cc0615.d
2-Methylphenol Amount: 25.57

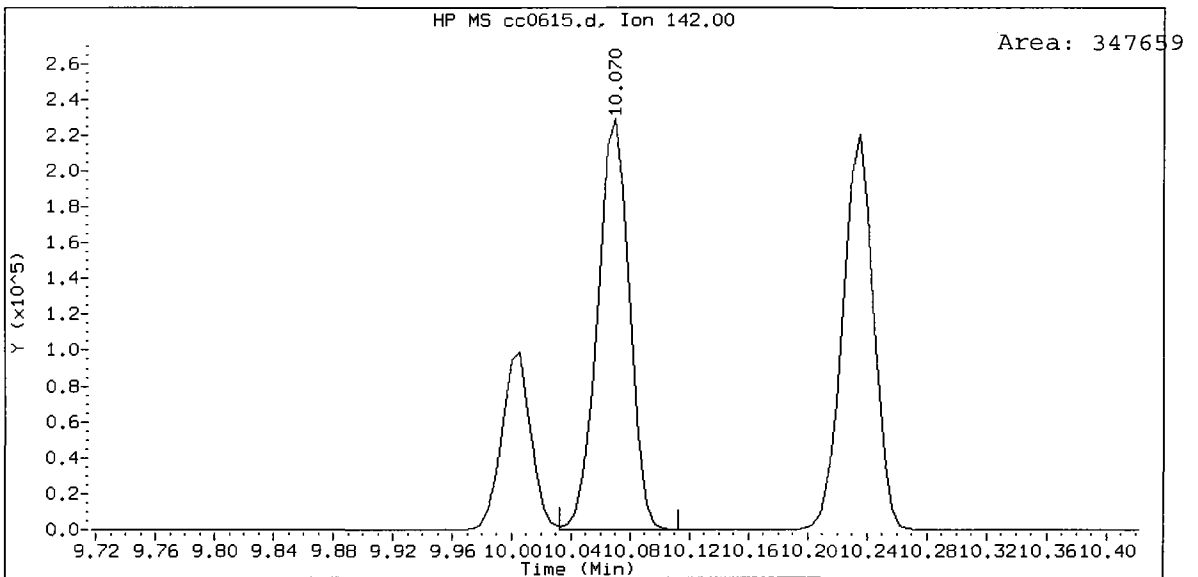
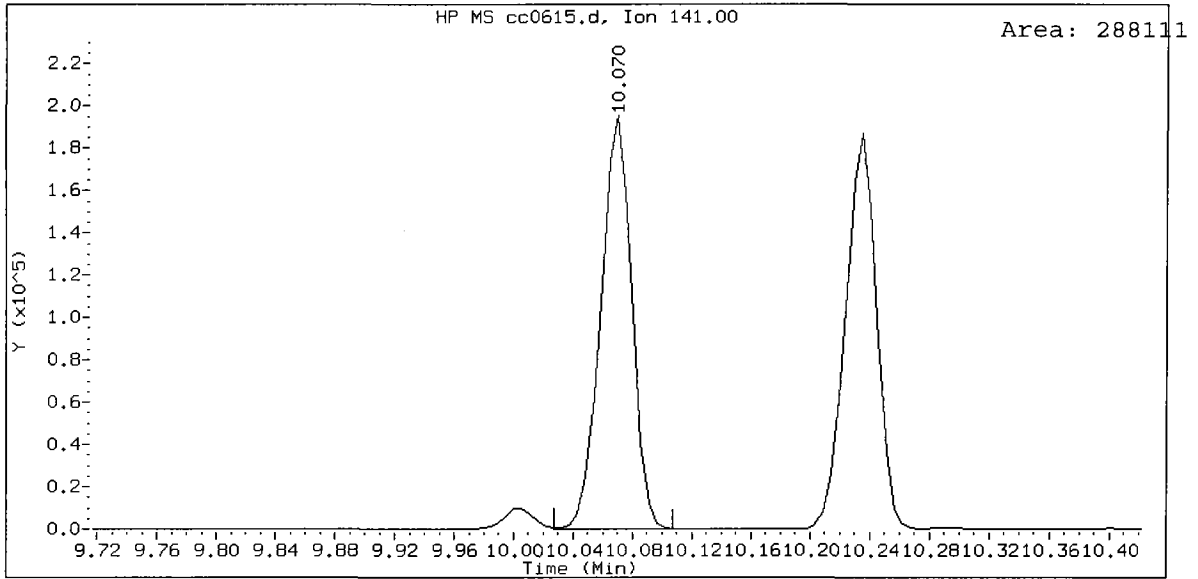




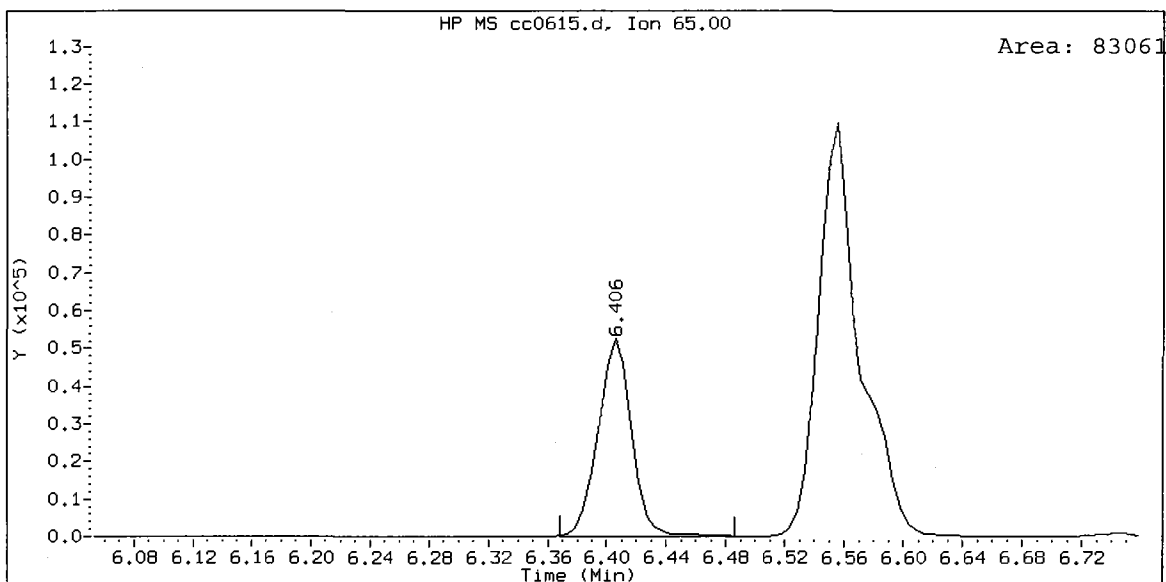
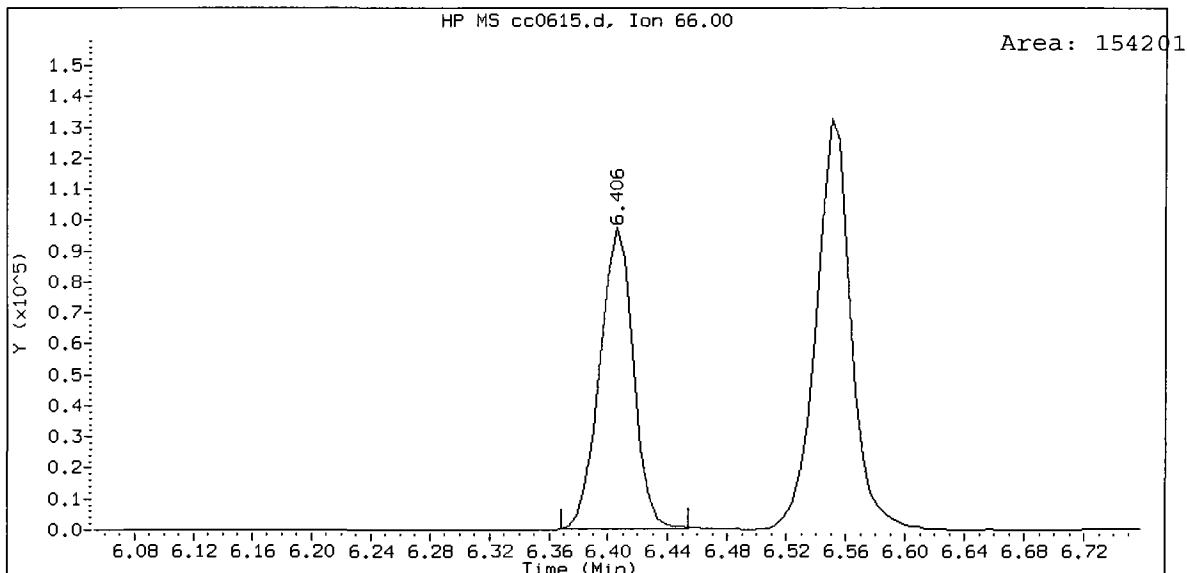
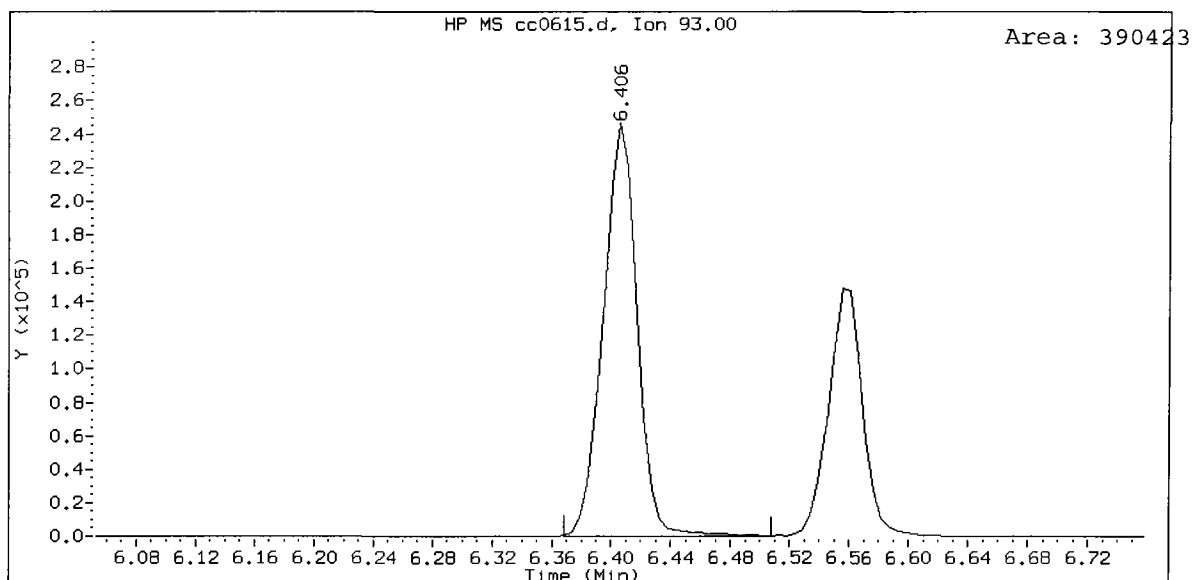
ABN 25, /chem1/nt6.i/20090615.b/cc0615.d
Benzoic acid Amount: 51.61



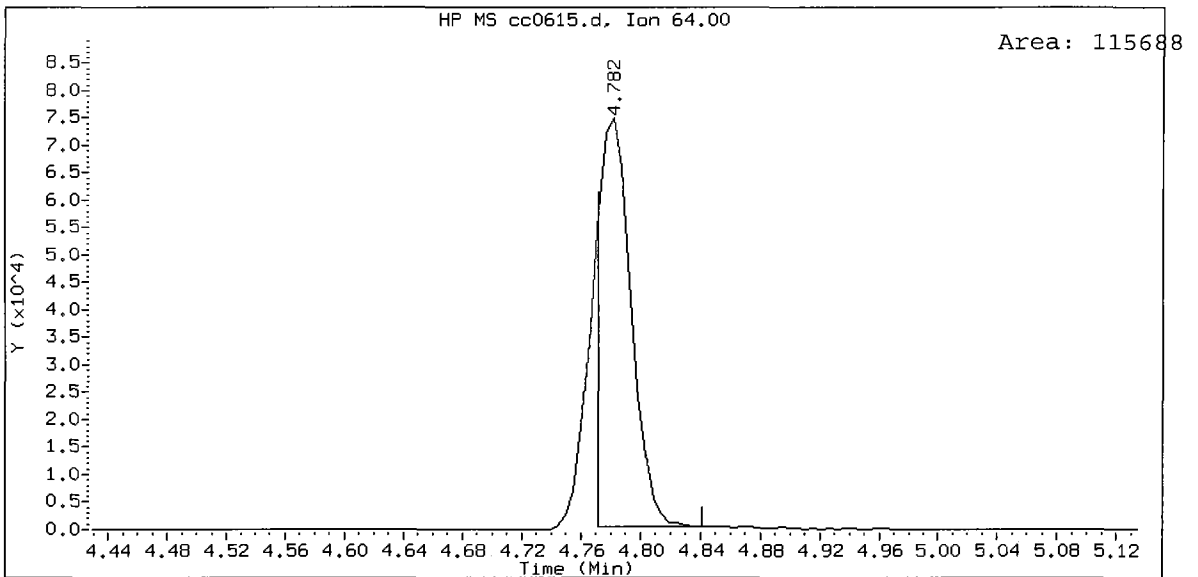
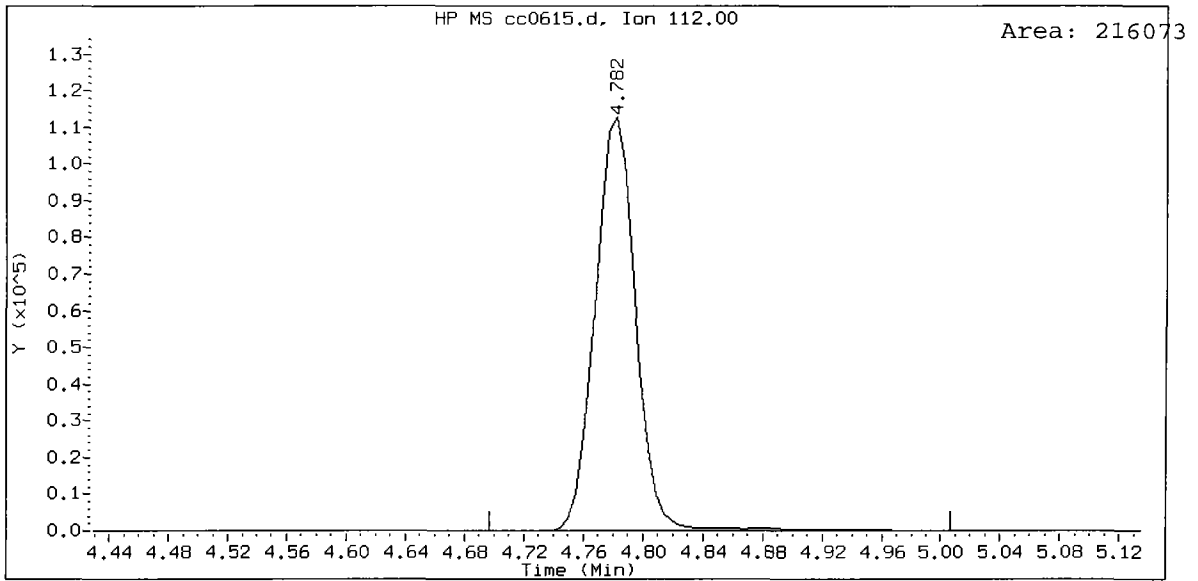
ABN 25, /chem1/nt6.i/20090615.b/cc0615.d
2-Methylnaphthalene Amount: 25.03



ABN 25, /chem1/nt6.i/20090615.b/cc0615.d
Aniline Amount: 24.66



ABN 25, /chem1/nt6.i/20090615.b/cc0615.d
2-Fluorophenol Amount: 25.10



7B
SEMIVOLATILE 8270-D CONTINUING CALIBRATION CHECK

Lab Name: ANALYTICAL RESOURCES, INC

Client: ESC

ARI Job No: PB35

Project: JELD-WEN NORD DOOR

Instrument ID: NT6

Cont. Calib. Date: 06/16/09

Init. Calib. Date: 06/11/09

Cont. Calib. Time: 1154

COMPOUND	CalAmt or ARF	CC Amt or RF	MIN RRF	CURVE TYPE	%D or Drift
Phenol	2.392	2.495	0.800	AVRG	4.3
Bis(2-Chloroethyl) ether	1.805	1.872	0.700	AVRG	3.7
2-Chlorophenol	1.510	1.545	0.800	AVRG	2.3
1,3-Dichlorobenzene	1.644	1.648	0.010	AVRG	0.2
1,4-Dichlorobenzene	1.647	1.667	0.010	AVRG	1.2
1,2-Dichlorobenzene	1.616	1.602	0.010	AVRG	-0.9
Benzyl alcohol	1.120	1.149	0.010	AVRG	2.6
2,2'-oxybis(1-Chloropropane)	2.236	2.331	0.010	AVRG	4.2
2-Methylphenol	1.566	1.641	0.700	AVRG	4.8
Hexachloroethane	0.761	0.748	0.300	AVRG	-1.7
N-Nitroso-di-n-propylamine	1.484	1.537	0.500	AVRG	3.6
4-Methylphenol	1.601	1.721	0.600	AVRG	7.5
Nitrobenzene	0.638	0.607	0.200	AVRG	-4.8
Isophorone	1.066	1.051	0.400	AVRG	-1.4
2-Nitrophenol	0.232	0.230	0.100	AVRG	-0.9
2,4-Dimethylphenol	0.508	0.503	0.200	AVRG	-1.0
Bis(2-Chloroethoxy)methane	0.588	0.592	0.300	AVRG	0.7
2,4-Dichlorophenol	0.331	0.351	0.200	AVRG	6.0
1,2,4-Trichlorobenzene	0.402	0.380	0.010	AVRG	-5.5
Naphthalene	1.189	1.159	0.700	AVRG	-2.5
Benzoic acid	0.318	0.324	0.010	AVRG	1.9
4-Chloroaniline	0.512	0.512	0.010	AVRG	0.0
Hexachlorobutadiene	0.225	0.223	0.010	AVRG	-0.9
4-Chloro-3-methylphenol	0.419	0.432	0.200	AVRG	3.1
2-Methylnaphthalene	0.648	0.648	0.400	AVRG	0.0
Hexachlorocyclopentadiene	25.00	22.29	0.050	LINR	-10.8
2,4,6-Trichlorophenol	0.427	0.438	0.200	AVRG	2.6
2,4,5-Trichlorophenol	0.437	0.457	0.200	AVRG	4.6
2-Chloronaphthalene	1.332	1.289	0.800	AVRG	-3.2
2-Nitroaniline	0.554	0.588	0.010	AVRG	6.1
Acenaphthylene	1.988	2.048	0.900	AVRG	3.0
Dimethylphthalate	1.459	1.428	0.010	AVRG	-2.1
2,6-Dinitrotoluene	0.317	0.320	0.200	AVRG	0.9
Acenaphthene	1.254	1.221	0.900	AVRG	-2.6
3-Nitroaniline	0.362	0.372	0.010	AVRG	2.8
2,4-Dinitrophenol	50.00	47.72	0.010	LINR	-4.6
Dibenzofuran	1.813	1.779	0.800	AVRG	-1.9

<- Exceeds QC limit of 20% D
* RF less than minimum RF

7C
SEMIVOLATILE 8270-D CONTINUING CALIBRATION CHECK

Lab Name: ANALYTICAL RESOURCES, INC

Client: ESC

ARI Job No: PB35

Project: JELD-WEN NORD DOOR

Instrument ID: NT6

Cont. Calib. Date: 06/16/09

Init. Calib. Date: 06/11/09

Cont. Calib. Time: 1154

COMPOUND	CalAmt or ARF	CC Amt or RF	MIN RRF	CURVE TYPE	%D or Drift
4-Nitrophenol	0.231	0.228	0.010	AVRG	-1.3
2,4-Dinitrotoluene	0.411	0.424	0.200	AVRG	3.2
Fluorene	1.482	1.505	0.900	AVRG	1.6
4-Chlorophenyl-phenylether	0.732	0.751	0.400	AVRG	2.6
Diethylphthalate	1.328	1.380	0.010	AVRG	3.9
4-Nitroaniline	0.322	0.354	0.010	AVRG	9.9
4,6-Dinitro-2-methylphenol	0.151	0.150	0.010	AVRG	-0.7
N-Nitrosodiphenylamine (1)	0.624	0.652	0.010	AVRG	4.5
4-Bromophenyl-phenylether	0.254	0.264	0.100	AVRG	3.9
Hexachlorobenzene	0.259	0.261	0.100	AVRG	0.8
Pentachlorophenol	0.119	0.130	0.050	AVRG	9.2
Phenanthrene	1.270	1.278	0.700	AVRG	0.6
Anthracene	1.287	1.299	0.700	AVRG	0.9
Carbazole	1.058	1.137	0.010	AVRG	7.5
Di-n-butylphthalate	1.265	1.366	0.010	AVRG	8.0
Fluoranthene	1.296	1.382	0.600	AVRG	6.6
Pyrene	1.657	1.690	0.600	AVRG	2.0
Butylbenzylphthalate	0.669	0.697	0.010	AVRG	4.2
Benzo (a) anthracene	1.476	1.452	0.800	AVRG	-1.6
3,3'-Dichlorobenzidine	0.541	0.539	0.010	AVRG	-0.4
Chrysene	1.414	1.414	0.700	AVRG	0.0
bis(2-Ethylhexyl)phthalate	0.620	0.670	0.010	AVRG	8.1
Di-n-octylphthalate	1.078	1.104	0.010	AVRG	2.4
Benzo (b) fluoranthene	1.449	1.512	0.700	AVRG	4.3
Benzo (k) fluoranthene	1.488	1.645	0.700	AVRG	10.6
Benzo (a) pyrene	1.312	1.355	0.700	AVRG	3.3
Indeno (1,2,3-cd) pyrene	1.749	1.621	0.500	AVRG	-7.3
Dibenzo (a,h) anthracene	1.328	1.276	0.400	AVRG	-3.9
Benzo (g,h,i) perylene	1.528	1.428	0.500	AVRG	-6.5
N-Nitrosodimethylamine	1.267	1.496	0.010	AVRG	18.1
Aniline	3.033	3.052	0.010	AVRG	0.6
Benzidine	0.759	0.617	0.010	AVRG	-18.7
Pyridine	2.174	2.551	0.010	AVRG	17.3
1-methylnaphthalene	0.620	0.612	0.010	AVRG	-1.3
Azobenzene (1,2-DP-Hydrazine)	2.126	2.216	0.010	AVRG	4.2
=====	=====	=====	=====	=====	=====

(1) Cannot be separated from Diphenylamine
 <- Exceeds QC limit of 20% D
 * RF less than minimum RF

7C
SEMIVOLATILE 8270-D CONTINUING CALIBRATION CHECK

Lab Name: ANALYTICAL RESOURCES, INC

Client: ESC

ARI Job No: PB35

Project: JELD-WEN NORD DOOR

Instrument ID: NT6

Cont. Calib. Date: 06/16/09

Init. Calib. Date: 06/11/09

Cont. Calib. Time: 1154

COMPOUND	CalAmt or ARF	CC Amt or RF	MIN RRF	CURVE TYPE	%D or Drift
2-Fluorophenol	1.649	1.643	0.010	AVRG	-0.4
Phenol-d5	2.214	2.382	0.010	AVRG	7.6
2-Chlorophenol-d4	1.349	1.388	0.010	AVRG	2.9
1,2-Dichlorobenzene-d4	0.996	0.978	0.010	AVRG	-1.8
Nitrobenzene-d5	0.614	0.578	0.010	AVRG	-5.9
2-Fluorobiphenyl	1.485	1.446	0.010	AVRG	-2.6
2,4,6-Tribromophenol	0.191	0.196	0.010	AVRG	2.6
Terphenyl-d14	1.068	1.081	0.010	AVRG	1.2

<- Exceeds QC limit of 20% D

* RF less than minimum RF

Analytical Resources, Inc.

CONTINUING CALIBRATION COMPOUNDS

Instrument ID: nt6.i Injection Date: 16-JUN-2009 11:54
 Lab File ID: cc0616.d Init. Cal. Date(s): 11-JUN-2009 11-JUN-2009
 Analysis Type: Init. Cal. Times: 10:27 14:21
 Lab Sample ID: ABN 25 Quant Type: ISTD
 Method: /chem1/nt6.i/20090616.b/SW846.m

COMPOUND	RF25		CCAL	MIN	MAX		CURVE TYPE
	RRF / AMOUNT	RF25	RRF25	RRF	%D / %DRIFT	%D / %DRIFT	
\$ 1 2-Fluorophenol	1.64888	1.64322	1.64322	0.010	-0.34313	20.00000	Averaged
\$ 2 Phenol-d5	2.21423	2.38176	2.38176	0.010	7.56599	20.00000	Averaged
3 Phenol	2.39148	2.49543	2.49543	0.800	4.34666	20.00000	Averaged
\$ 5 2-Chlorophenol-d4	1.34927	1.38812	1.38812	0.010	2.87940	20.00000	Averaged
4 Bis(2-Chloroethyl)ether	1.80520	1.87162	1.87162	0.700	3.67902	20.00000	Averaged
6 2-Chlorophenol	1.51056	1.54517	1.54517	0.800	2.29095	20.00000	Averaged
7 1,3-Dichlorobenzene	1.64456	1.64837	1.64837	0.010	0.23128	20.00000	Averaged
9 1,4-Dichlorobenzene	1.64685	1.66733	1.66733	0.010	1.24371	20.00000	Averaged
\$ 10 1,2-Dichlorobenzene-d4	0.99590	0.97798	0.97798	0.010	-1.79952	20.00000	Averaged
12 1,2-Dichlorobenzene	1.61674	1.60254	1.60254	0.010	-0.87838	20.00000	Averaged
11 Benzyl alcohol	1.11954	1.14922	1.14922	0.010	2.65055	20.00000	Averaged
14 2,2'-oxybis(1-Chloropropane	2.23629	2.33062	2.33062	0.010	4.21829	20.00000	Averaged
13 2-Methylphenol	1.56616	1.64135	1.64135	0.700	4.80084	20.00000	Averaged
17 Hexachloroethane	0.76126	0.74806	0.74806	0.300	-1.73391	20.00000	Averaged
16 N-Nitroso-di-n-propylamine	1.48460	1.53748	1.53748	0.500	3.56137	20.00000	Averaged
15 4-Methylphenol	1.60085	1.72109	1.72109	0.600	7.51089	20.00000	Averaged
\$ 18 Nitrobenzene-d5	0.61423	0.57818	0.57818	0.010	-5.86951	20.00000	Averaged
19 Nitrobenzene	0.63760	0.60745	0.60745	0.200	-4.72840	20.00000	Averaged
20 Isophorone	1.06632	1.05126	1.05126	0.400	-1.41220	20.00000	Averaged
21 2-Nitrophenol	0.23226	0.23033	0.23033	0.100	-0.83096	20.00000	Averaged
22 2,4-Dimethylphenol	0.50838	0.50318	0.50318	0.200	-1.02246	20.00000	Averaged
23 Bis(2-Chloroethoxy)methane	0.58743	0.59190	0.59190	0.300	0.75953	20.00000	Averaged
24 Benzoic acid	0.31769	0.32359	0.32359	0.010	1.85703	20.00000	Averaged
25 2,4-Dichlorophenol	0.33104	0.35074	0.35074	0.200	5.94883	20.00000	Averaged
26 1,2,4-Trichlorobenzene	0.40203	0.38037	0.38037	0.010	-5.38801	20.00000	Averaged
28 Naphthalene	1.18895	1.15868	1.15868	0.700	-2.54597	20.00000	Averaged
29 4-Chloroaniline	0.51258	0.51165	0.51165	0.010	-0.18073	20.00000	Averaged
30 Hexachlorobutadiene	0.22490	0.22347	0.22347	0.010	-0.63505	20.00000	Averaged
31 4-Chloro-3-methylphenol	0.41918	0.43239	0.43239	0.200	3.15145	20.00000	Averaged
32 2-Methylnaphthalene	0.64767	0.64837	0.64837	0.400	0.10731	20.00000	Averaged
33 Hexachlorocyclopentadiene	22.29311	25.00000	0.33853	0.050	-10.82757	20.00000	Linear
34 2,4,6-Trichlorophenol	0.42677	0.43840	0.43840	0.200	2.72388	20.00000	Averaged
35 2,4,5-Trichlorophenol	0.43744	0.45684	0.45684	0.200	4.43645	20.00000	Averaged
\$ 36 2-Fluorobiphenyl	1.48556	1.44560	1.44560	0.010	-2.68944	20.00000	Averaged
37 2-Chloronaphthalene	1.33131	1.28862	1.28862	0.800	-3.20638	20.00000	Averaged

Analytical Resources, Inc.

CONTINUING CALIBRATION COMPOUNDS

Instrument ID: nt6.i Injection Date: 16-JUN-2009 11:54
 Lab File ID: cc0616.d Init. Cal. Date(s): 11-JUN-2009 11-JUN-2009
 Analysis Type: Init. Cal. Times: 10:27 14:21
 Lab Sample ID: ABN 25 Quant Type: ISTD
 Method: /chem1/nt6.i/20090616.b/SW846.m

COMPOUND	RRF / AMOUNT	RF25	CCAL RRF25	MIN RRF	%D / %DRIFT	MAX %D / %DRIFT	CURVE TYPE
38 2-Nitroaniline	0.55374	0.58833	0.58833	0.010	6.24705	20.00000	Averaged
39 Dimethylphthalate	1.45908	1.42846	1.42846	0.010	-2.09813	20.00000	Averaged
40 Acenaphthylene	1.98779	2.04818	2.04818	0.900	3.03799	20.00000	Averaged
41 2,6-Dinitrotoluene	0.31721	0.32027	0.32027	0.200	0.96287	20.00000	Averaged
43 3-Nitroaniline	0.36218	0.37196	0.37196	0.010	2.69980	20.00000	Averaged
44 Acenaphthene	1.25453	1.22071	1.22071	0.900	-2.69560	20.00000	Averaged
45 2,4-Dinitrophenol	47.71527	50.00000	0.14344	0.010	-4.56947	20.00000	Linear
46 Dibenzofuran	1.81264	1.77873	1.77873	0.800	-1.87090	20.00000	Averaged
47 4-Nitrophenol	0.23096	0.22848	0.22848	0.010	-1.07237	20.00000	Averaged
48 2,4-Dinitrotoluene	0.41136	0.42366	0.42366	0.200	2.98926	20.00000	Averaged
50 Diethylphthalate	1.32808	1.37963	1.37963	0.010	3.88103	20.00000	Averaged
49 Fluorene	1.48268	1.50486	1.50486	0.900	1.49580	20.00000	Averaged
51 4-Chlorophenyl-phenylether	0.73178	0.75097	0.75097	0.400	2.62295	20.00000	Averaged
52 4-Nitroaniline	0.32184	0.35360	0.35360	0.010	9.86869	20.00000	Averaged
53 4,6-Dinitro-2-methylphenol	0.15061	0.15008	0.15008	0.010	-0.35227	20.00000	Averaged
54 N-Nitrosodiphenylamine	0.62399	0.65191	0.65191	0.010	4.47404	20.00000	Averaged
55 2,4,6-Tribromophenol	0.19070	0.19619	0.19619	0.010	2.88065	20.00000	Averaged
56 4-Bromophenyl-phenylether	0.25435	0.26367	0.26367	0.100	3.66506	20.00000	Averaged
57 Hexachlorobenzene	0.25960	0.26141	0.26141	0.100	0.69949	20.00000	Averaged
58 Pentachlorophenol	0.11855	0.13026	0.13026	0.050	9.87457	20.00000	Averaged
60 Phenanthrene	1.26944	1.27772	1.27772	0.700	0.65163	20.00000	Averaged
61 Anthracene	1.28696	1.29867	1.29867	0.700	0.90967	20.00000	Averaged
62 Carbazole	1.05757	1.13664	1.13664	0.010	7.47662	20.00000	Averaged
63 Di-n-butylphthalate	1.26530	1.36650	1.36650	0.010	7.99777	20.00000	Averaged
64 Fluoranthene	1.29603	1.38251	1.38251	0.600	6.67250	20.00000	Averaged
65 Pyrene	1.65688	1.69055	1.69055	0.600	2.03205	20.00000	Averaged
66 Terphenyl-d14	1.06822	1.08128	1.08128	0.010	1.22211	20.00000	Averaged
67 Butylbenzylphthalate	0.66913	0.69670	0.69670	0.010	4.11924	20.00000	Averaged
68 Benzo(a)anthracene	1.47614	1.45178	1.45178	0.800	-1.65042	20.00000	Averaged
70 3,3'-Dichlorobenzidine	0.54114	0.53924	0.53924	0.010	-0.35128	20.00000	Averaged
71 Chrysene	1.41342	1.41456	1.41456	0.700	0.08044	20.00000	Averaged
72 bis(2-Ethylhexyl)phthalate	0.62030	0.66981	0.66981	0.010	7.98212	20.00000	Averaged
73 Di-n-octylphthalate	1.07807	1.10384	1.10384	0.010	2.39012	20.00000	Averaged
74 Benzo(b)fluoranthene	1.44932	1.51212	1.51212	0.700	4.33327	20.00000	Averaged
75 Benzo(k)fluoranthene	1.48861	1.64528	1.64528	0.700	10.52423	20.00000	Averaged

Analytical Resources, Inc.

CONTINUING CALIBRATION COMPOUNDS

Instrument ID: nt6.i Injection Date: 16-JUN-2009 11:54
 Lab File ID: cc0616.d Init. Cal. Date(s): 11-JUN-2009 11-JUN-2009
 Analysis Type: Init. Cal. Times: 10:27 14:21
 Lab Sample ID: ABN 25 Quant Type: ISTD
 Method: /chem1/nt6.i/20090616.b/SW846.m

COMPOUND	RRF / AMOUNT	RF25	CCAL RRF25	MIN RRF	%D / %DRIFT	MAX %D / %DRIFT	CURVE TYPE
76 Benzo(a)pyrene	1.31197	1.35481	1.35481	0.700	3.26534	20.00000	Averaged
78 Indeno(1,2,3-cd)pyrene	1.74895	1.62072	1.62072	0.500	-7.33180	20.00000	Averaged
79 Dibenzo(a,h)anthracene	1.32780	1.27658	1.27658	0.400	-3.85763	20.00000	Averaged
80 Benzo(g,h,i)perylene	1.52850	1.42833	1.42833	0.500	-6.55359	20.00000	Averaged
90 N-Nitrosodimethylamine	1.26712	1.49562	1.49562	0.010	18.03273	20.00000	Averaged
103 Pyridine	2.17356	2.55064	2.55064	0.010	17.34841	20.00000	Averaged
91 Aniline	3.03313	3.05198	3.05198	0.010	0.62159	20.00000	Averaged
105 1-methylnaphthalene	0.62025	0.61237	0.61237	0.010	-1.27029	20.00000	Averaged
93 Benzidine	0.75925	0.61728	0.61728	0.010	-18.69931	20.00000	Averaged
111 Azobenzene (1,2-DP-Hydrazin	2.12542	2.21588	2.21588	0.010	4.25609	20.00000	Averaged
143 1,4-Dioxane	0.85388	++++	++++	0.010	++++	20.00000	Averaged <-
\$ 137 d8-1,4-Dioxane	0.90996	0.00177	0.00177	0.010	-100	20.00000	Averaged <-
144 alpha-Terpineol	0.35971	0.36054	0.36054	0.010	0.22909	20.00000	Averaged
98 Retene	0.53946	0.55102	0.55102	0.010	2.14381	20.00000	Averaged
133 Butylatedhydroxytoluene	1.15351	1.09410	1.09410	0.010	-5.15093	20.00000	Averaged
115 Tributyl Phosphate	1.19585	1.24437	1.24437	0.010	4.05736	20.00000	Averaged
116 Dibutyl Phenyl Phosphate	0.62176	0.67151	0.67151	0.010	8.00096	20.00000	Averaged
117 Butyl Diphenyl Phosphate	0.34951	0.35666	0.35666	0.010	2.04351	20.00000	Averaged
118 Triphenyl Phosphate	0.22411	0.22288	0.22288	0.010	-0.54871	20.00000	Averaged
123 Acetophenone	2.18776	2.21296	2.21296	0.010	1.15214	20.00000	Averaged
179 n-Decane	1.85815	1.82140	1.82140	0.010	-1.97746	20.00000	Averaged
180 n-Octadecane	0.64476	0.64171	0.64171	0.010	-0.47333	20.00000	Averaged
168 Pentachlorobenzene	0.53063	0.53425	0.53425	0.010	0.68211	20.00000	Averaged
113 Diphenyl Oxide	0.90394	0.88709	0.88709	0.010	-1.86401	20.00000	Averaged
112 Biphenyl	1.79614	1.76208	1.76208	0.010	-1.89624	20.00000	Averaged

Analytical Resources, Inc.

Semivolatile Report SW846 Method 8270D

Data file : /chem1/nt6.i/20090616.b/cc0616.d
 Lab Smp Id: ABN 25
 Inj Date : 16-JUN-2009 11:54
 Operator : LJR/VTS
 Smp Info : ABN 25
 Misc Info :
 Comment : 1ul Injection
 Method : /chem1/nt6.i/20090616.b/SW846.m
 Meth Date : 17-Jun-2009 11:03 jeff
 Cal Date : 11-JUN-2009 14:21
 Als bottle: 1
 Dil Factor: 1.00000
 Integrator: HP RTE
 Target Version: 3.50

Inst ID: nt6.i
 Quant Type: ISTD
 Cal File: 0050611a.d
 Continuing Calibration Sample
 Compound Sublist: ICAL.sub

LJR
6/17/09

Compounds	QUANT	SIG	RT	EXP RT	REL RT	RESPONSE	AMOUNTS	
							CAL-AMT (ug/mL)	ON-COL (ug/mL)
\$ 1 2-Fluorophenol	112		4.638	4.638	(0.689)	217712	25.0000	24.91
\$ 2 Phenol-d5	99		6.428	6.428	(0.955)	315562	25.0000	26.89
3 Phenol	94		6.444	6.444	(0.957)	330623	25.0000	26.09
\$ 5 2-Chlorophenol-d4	132		6.438	6.438	(0.956)	183914	25.0000	25.72
4 Bis(2-Chloroethyl)ether	93		6.444	6.444	(0.957)	247973	25.0000	25.92
6 2-Chlorophenol	128		6.465	6.465	(0.960)	204721	25.0000	25.57
7 1,3-Dichlorobenzene	146		6.662	6.662	(0.990)	218394	25.0000	25.06
* 8 1,4-Dichlorobenzene-d4	152		6.732	6.732	(1.000)	105993	20.0000	
9 1,4-Dichlorobenzene	146		6.759	6.759	(1.004)	220907	25.0000	25.31
\$ 10 1,2-Dichlorobenzene-d4	152		7.036	7.036	(1.045)	129574	25.0000	24.55
12 1,2-Dichlorobenzene	146		7.052	7.052	(1.048)	212323	25.0000	24.78
11 Benzyl alcohol	108		7.084	7.084	(1.052)	152261	25.0000	25.66
14 2,2'-oxybis(1-Chloropropane)	45		7.351	7.351	(1.092)	308787	25.0000	26.05
13 2-Methylphenol	108		7.384	7.384	(1.097)	217464	25.0000	26.20
17 Hexachloroethane	117		7.544	7.544	(1.121)	99112	25.0000	24.57
16 N-Nitroso-di-n-propylamine	70		7.576	7.576	(1.125)	203702	25.0000	25.89
15 4-Methylphenol	108		7.629	7.629	(1.133)	228029	25.0000	26.88
\$ 18 Nitrobenzene-d5	82		7.704	7.704	(0.864)	269608	25.0000	23.53
19 Nitrobenzene	77		7.731	7.731	(0.867)	283257	25.0000	23.82
20 Isophorone	82		8.131	8.131	(0.912)	490209	25.0000	24.65
21 2-Nitrophenol	139		8.254	8.254	(0.926)	107405	25.0000	24.79
22 2,4-Dimethylphenol	107		8.452	8.452	(0.948)	234634	25.0000	24.74
23 Bis(2-Chloroethoxy)methane	93		8.575	8.575	(0.962)	276004	25.0000	25.19
24 Benzoic acid	105		8.799	8.799	(0.987)	301782	50.0000	50.93
25 2,4-Dichlorophenol	162		8.671	8.671	(0.972)	163550	25.0000	26.49
26 1,2,4-Trichlorobenzene	180		8.767	8.767	(0.983)	177367	25.0000	23.65
* 27 Naphthalene-d8	136		8.804	8.804	(1.000)	373044	20.0000	

Compounds	QUANT SIG			AMOUNTS			
	MASS	RT	EXP RT	REL RT	RESPONSE	CAL-AMT (ug/mL)	ON-COL (ug/mL)
28 Naphthalene	128	8.836	8.836	(0.991)	540296	25.0000	24.36
29 4-Chloroaniline	127	9.023	9.023	(1.012)	238585	25.0000	24.95
30 Hexachlorobutadiene	225	9.183	9.183	(1.030)	104204	25.0000	24.84
31 4-Chloro-3-methylphenol	107	9.899	9.899	(1.110)	201627	25.0000	25.79
32 2-Methylnaphthalene	141	9.958	9.958	(1.117)	302337	25.0000	25.03
33 Hexachlorocyclopentadiene	237	10.342	10.342	(0.889)	91065	25.0000	22.29
34 2,4,6-Trichlorophenol	196	10.503	10.503	(0.903)	117929	25.0000	25.68
35 2,4,5-Trichlorophenol	196	10.567	10.567	(0.908)	122891	25.0000	26.11
\$ 36 2-Fluorobiphenyl	172	10.626	10.626	(0.913)	388869	25.0000	24.33
37 2-Chloronaphthalene	162	10.722	10.722	(0.922)	346640	25.0000	24.20
38 2-Nitroaniline	65	10.989	10.989	(0.944)	158262	25.0000	26.56
39 Dimethylphthalate	163	11.389	11.389	(0.979)	384258	25.0000	24.48
40 Acenaphthylene	152	11.384	11.384	(0.978)	550962	25.0000	25.76
41 2,6-Dinitrotoluene	165	11.469	11.469	(0.986)	86152	25.0000	25.24
* 42 Acenaphthene-d10	164	11.635	11.635	(1.000)	215201	20.0000	
43 3-Nitroaniline	138	11.667	11.667	(1.003)	100058	25.0000	25.67
44 Acenaphthene	153	11.683	11.683	(1.004)	328372	25.0000	24.33
45 2,4-Dinitrophenol	184	11.838	11.838	(1.017)	77172	50.0000	47.72
46 Dibenzofuran	168	11.950	11.950	(1.027)	478480	25.0000	24.53
47 4-Nitrophenol	109	12.068	12.068	(1.037)	61461	25.0000	24.73
48 2,4-Dinitrotoluene	165	12.084	12.084	(1.039)	113964	25.0000	25.75
50 Diethylphthalate	149	12.543	12.543	(1.078)	371121	25.0000	25.97
49 Fluorene	166	12.495	12.495	(1.074)	404808	25.0000	25.37
51 4-Chlorophenyl-phenylether	204	12.554	12.554	(1.079)	202013	25.0000	25.66
52 4-Nitroaniline	138	12.650	12.650	(1.087)	95120	25.0000	27.47
53 4,6-Dinitro-2-methylphenol	198	12.730	12.730	(0.912)	130280	50.0000	49.82
54 N-Nitrosodiphenylamine	169	12.773	12.773	(0.915)	282946	25.0000	26.12
\$ 55 2,4,6-Tribromophenol	330	12.917	12.917	(1.110)	52776	25.0000	25.72
56 4-Bromophenyl-phenylether	248	13.317	13.317	(0.954)	114442	25.0000	25.92
57 Hexachlorobenzene	284	13.504	13.504	(0.967)	113461	25.0000	25.17
58 Pentachlorophenol	266	13.825	13.825	(0.990)	56536	25.0000	27.47
* 59 Phenanthrene-d10	188	13.964	13.964	(1.000)	347222	20.0000	
60 Phenanthrene	178	14.001	14.001	(1.003)	554564	25.0000	25.16
61 Anthracene	178	14.071	14.071	(1.008)	563658	25.0000	25.23
62 Carbazole	167	14.386	14.386	(1.030)	493334	25.0000	26.87
63 Di-n-butylphthalate	149	15.165	15.165	(1.086)	593098	25.0000	27.00
64 Fluoranthene	202	15.903	15.903	(1.139)	600046	25.0000	26.67
65 Pyrene	202	16.239	16.239	(0.892)	604723	25.0000	25.51
\$ 66 Terphenyl-d14	244	16.613	16.613	(0.912)	386783	25.0000	25.31
67 Butylbenzylphthalate	149	17.532	17.532	(0.963)	249215	25.0000	26.03
68 Benzo(a)anthracene	228	18.183	18.183	(0.999)	519315	25.0000	24.59
* 69 Chrysene-d12	240	18.210	18.210	(1.000)	286167	20.0000	
70 3,3'-Dichlorobenzidine	252	18.242	18.242	(1.002)	192891	25.0000	24.91
71 Chrysene	228	18.247	18.247	(1.002)	505999	25.0000	25.02
72 bis(2-Ethylhexyl)phthalate	149	18.557	18.557	(0.952)	335856	25.0000	27.00
* 134 Di-n-octylphthalate-d4	153	19.486	19.486	(1.000)	401133	20.0000	
73 Di-n-octylphthalate	149	19.492	19.492	(1.000)	553481	25.0000	25.60

Compounds	QUANT SIG		AMOUNTS					
	MASS	RT	EXP RT	REL RT	RESPONSE	CAL-AMT (ug/mL)	ON-COL (ug/mL)	
74 Benzo(b)fluoranthene	252	19.812	19.812	(0.975)	478890	25.0000	26.08	
75 Benzo(k)fluoranthene	252	19.844	19.844	(0.976)	521061	25.0000	27.63	
76 Benzo(a)pyrene	252	20.245	20.245	(0.996)	429069	25.0000	25.82	
* 77 Perylene-d12	264	20.325	20.325	(1.000)	253361	20.0000		
78 Indeno(1,2,3-cd)pyrene	276	21.660	21.660	(1.066)	513283	25.0000	23.17	
79 Dibenzo(a,h)anthracene	278	21.698	21.698	(1.068)	404295	25.0000	24.04	
80 Benzo(g,h,i)perylene	276	21.954	21.954	(1.080)	452353	25.0000	23.36	
90 N-Nitrosodimethylamine	74	1.818	1.818	(0.270)	198156	25.0000	29.51	
103 Pyridine	79	1.807	1.807	(0.268)	337937	25.0000	29.34	
91 Aniline	93	6.289	6.289	(0.934)	404361	25.0000	25.16	
105 1-methyl-naphthalene	141	10.124	10.124	(1.135)	285551	25.0000	24.68	
93 Benzidine	184	16.202	16.202	(0.890)	220805	25.0000	20.33	
111 Azobenzene (1,2-DP-Hydrazine)	77	12.799	12.799	(1.100)	596075	25.0000	26.06	
143 1,4-Dioxane	88	Compound Not Detected.						
\$ 137 d8-1,4-Dioxane	96	Compound Not Detected.						
144 alpha-Terpineol	59	8.911	8.911	(0.999)	168121	25.0000	25.06 (H)	
98 Retene	219	16.837	16.837	(0.925)	197106	25.0000	25.54	
133 Butylatedhydroxytoluene	205	11.881	11.881	(1.021)	294313	25.0000	23.71	
115 Tributyl Phosphate	99	12.949	12.949	(0.927)	540089	25.0000	26.01	
116 Dibutyl Phenyl Phosphate	175	14.621	14.621	(1.047)	291453	25.0000	27.00	
117 Butyl Diphenyl Phosphate	94	16.260	16.260	(0.893)	127579	25.0000	25.51	
118 Triphenyl Phosphate	326	17.825	17.825	(0.979)	79726	25.0000	24.86	
123 Acetophenone	105	7.480	7.480	(1.111)	293198	25.0000	25.29	
179 n-Decane	57	6.630	6.630	(0.985)	241320	25.0000	24.51	
180 n-Octadecane	57	14.023	14.023	(1.004)	278521	25.0000	24.88	
168 Pentachlorobenzene	250	11.993	11.993	(1.031)	143713	25.0000	25.17	
113 Diphenyl Oxide	170	10.946	10.946	(0.941)	238628	25.0000	24.53	
112 Biphenyl	154	10.743	10.743	(0.923)	474003	25.0000	24.53	

QC Flag Legend

H - Operator selected an alternate compound hit.

Analytical Resources, Inc.

INTERNAL STANDARD COMPOUNDS
 AREA AND RT SUMMARY

Instrument ID: nt6.i
 Lab File ID: cc0616.d
 Lab Smp Id: ABN 25
 Analysis Type: SV
 Quant Type: ISTD
 Operator: LJR/VTS
 Method File: /chem1/nt6.i/20090616.b/SW846.m
 Misc Info:

Calibration Date: 16-JUN-2009
 Calibration Time: 11:54

Level:
 Sample Type:

Test Mode: Use Initial Calibration Level 4.

COMPOUND	STANDARD	AREA LIMIT		SAMPLE	%DIFF
		LOWER	UPPER		
8 1,4-Dichlorobenze	112389	56194	224778	105993	-5.69
27 Naphthalene-d8	384492	192246	768984	373044	-2.98
42 Acenaphthene-d10	217478	108739	434956	215201	-1.05
59 Phenanthrene-d10	336594	168297	673188	347222	3.16
69 Chrysene-d12	247160	123580	494320	286167	15.78
134 Di-n-octylphthala	347036	173518	694072	401133	15.59
77 Perylene-d12	232938	116469	465876	253361	8.77

COMPOUND	STANDARD	RT LIMIT		SAMPLE	%DIFF
		LOWER	UPPER		
8 1,4-Dichlorobenze	6.73	6.23	7.23	6.73	0.00
27 Naphthalene-d8	8.80	8.30	9.30	8.80	0.00
42 Acenaphthene-d10	11.64	11.14	12.14	11.64	0.00
59 Phenanthrene-d10	13.96	13.46	14.46	13.96	0.00
69 Chrysene-d12	18.21	17.71	18.71	18.21	0.00
134 Di-n-octylphthala	19.49	18.99	19.99	19.49	0.00
77 Perylene-d12	20.32	19.82	20.82	20.32	0.00

AREA UPPER LIMIT = +100% of internal standard area.
 AREA LOWER LIMIT = - 50% of internal standard area.
 RT UPPER LIMIT = + 0.50 minutes of internal standard RT.
 RT LOWER LIMIT = - 0.50 minutes of internal standard RT.

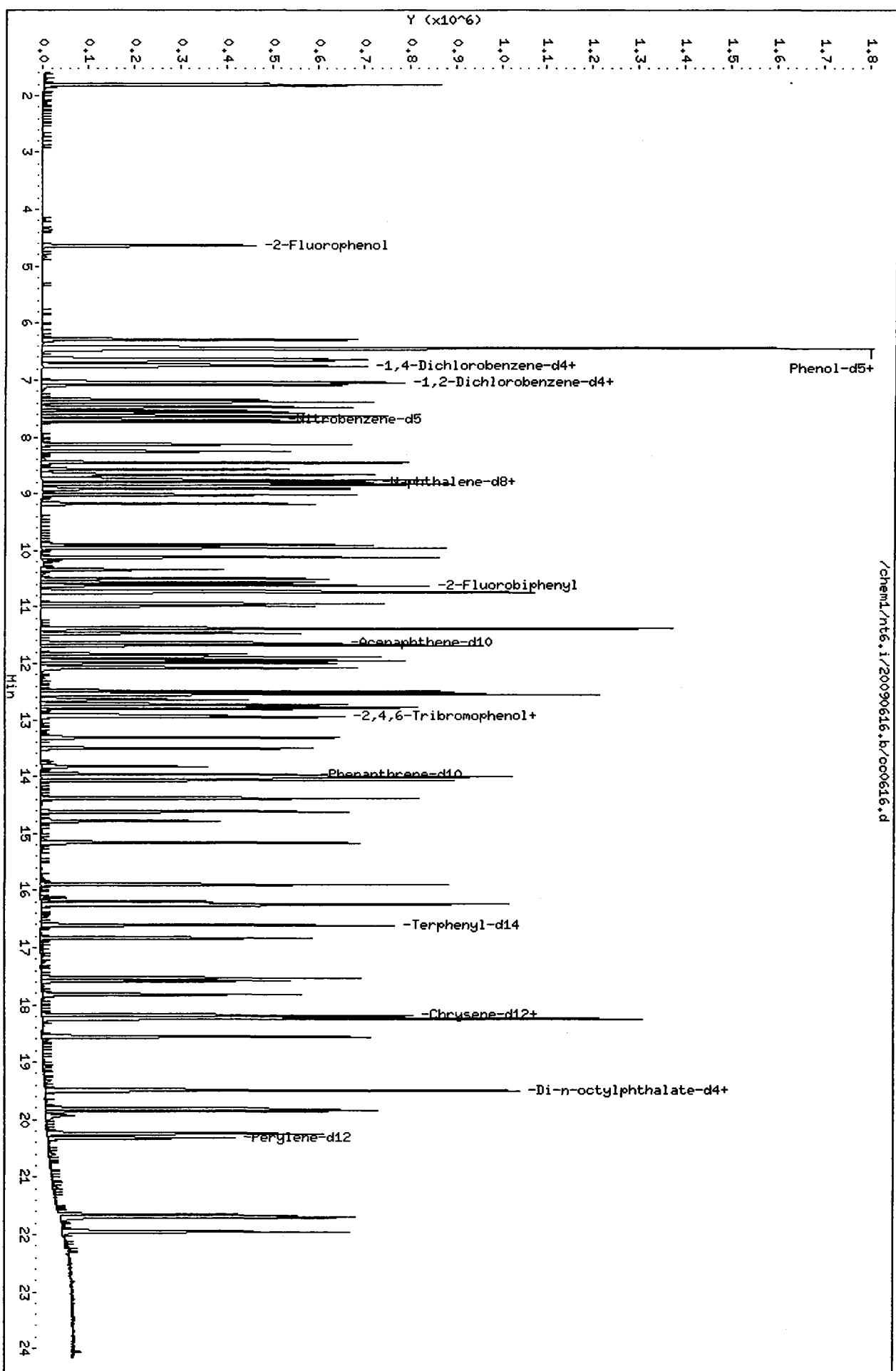
Data File: /chem1/nt6.i/20090616.b/cc0616.d
Date : 16-JUN-2009 11:54

Client ID:
Sample Info: ABN 25

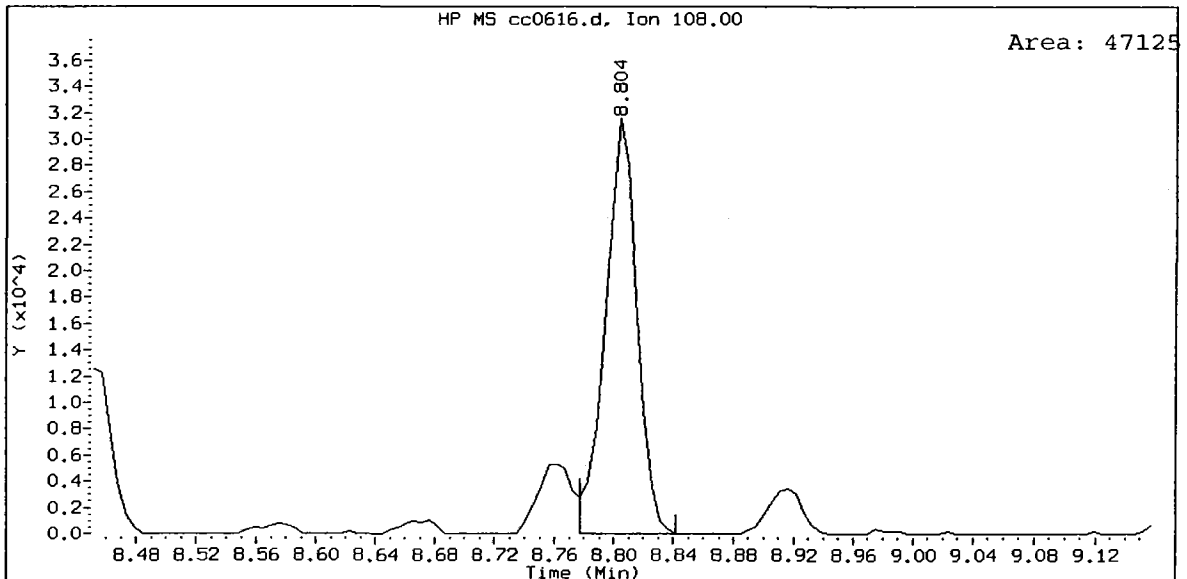
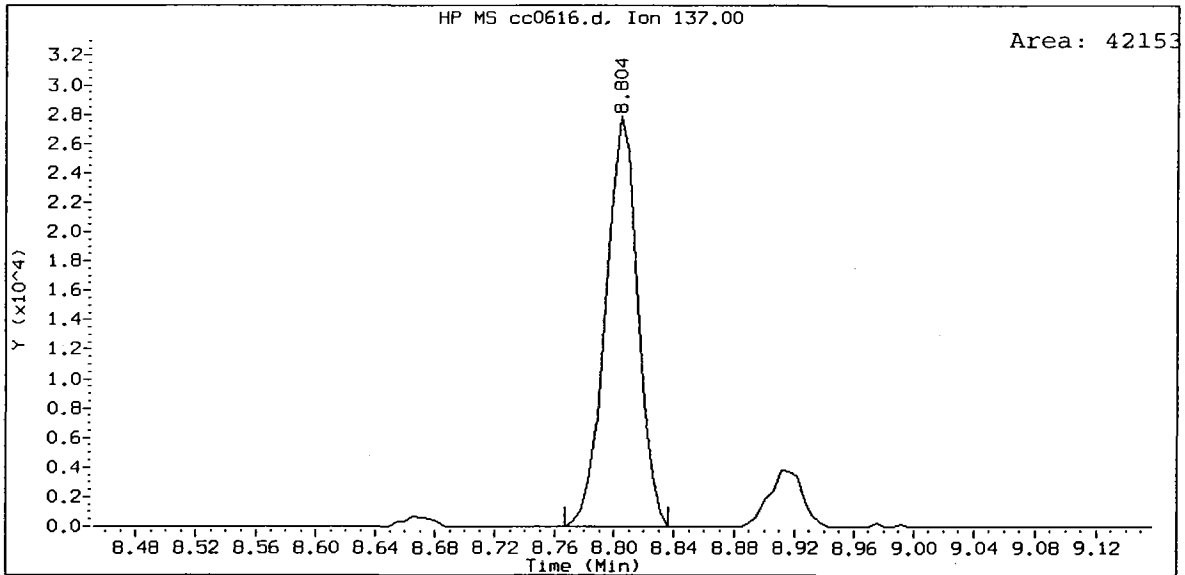
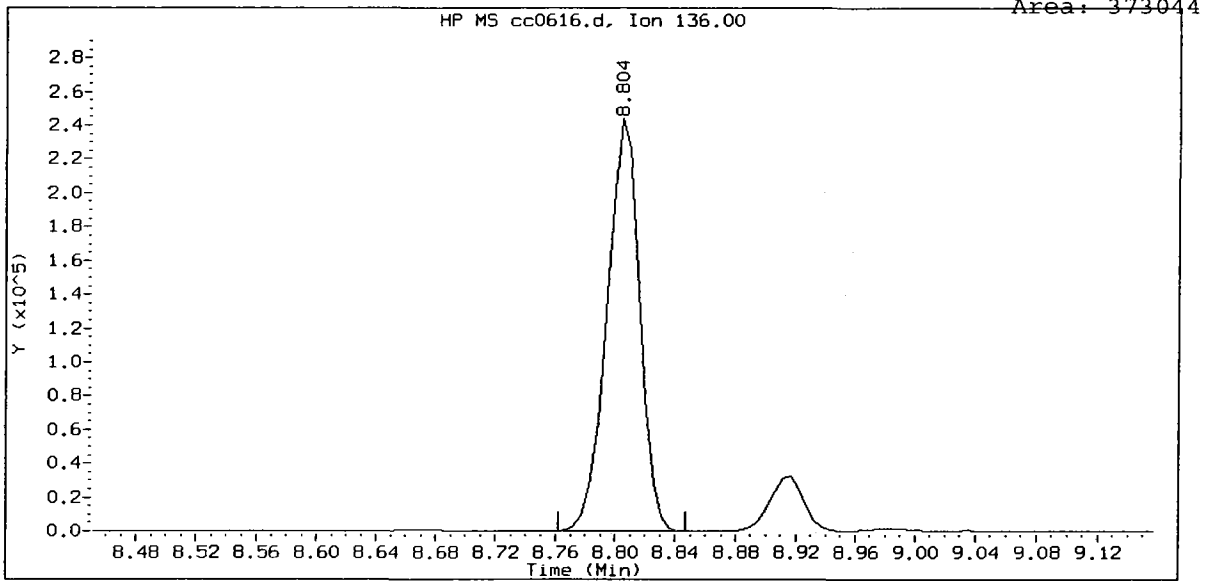
Column phase: ZB-5

Instrument: nt6.i

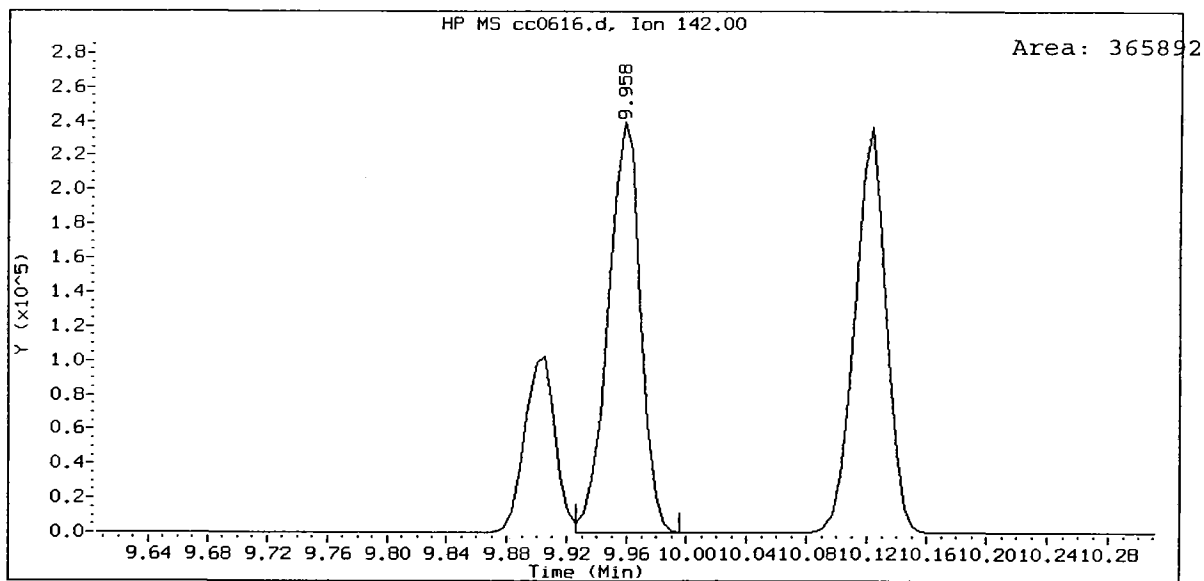
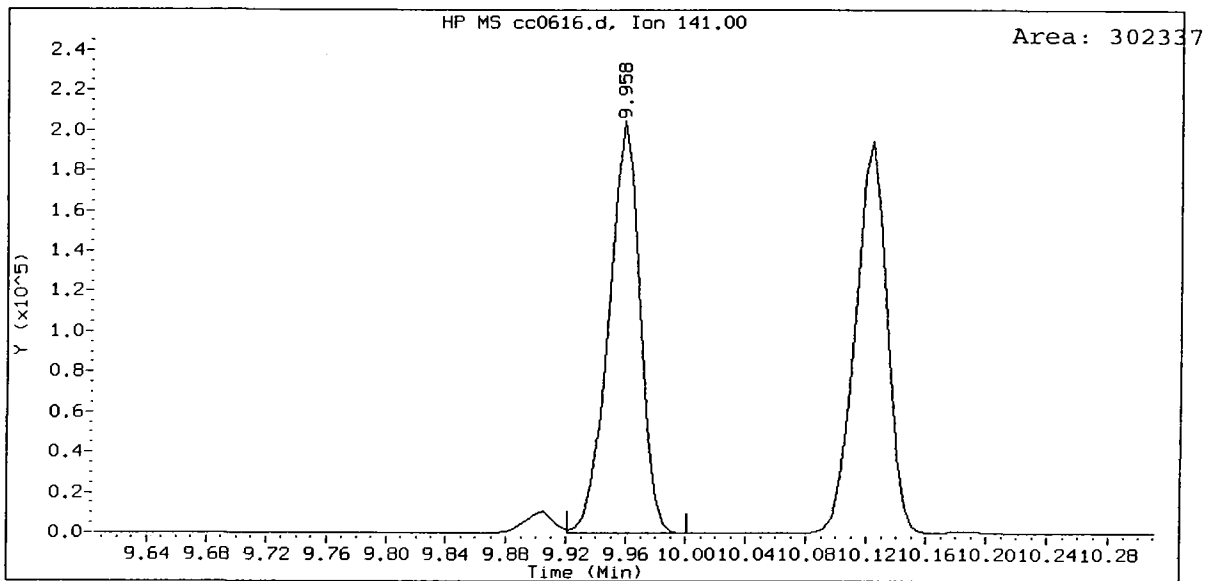
Operator: LJR/VTS
Column diameter: 0.32



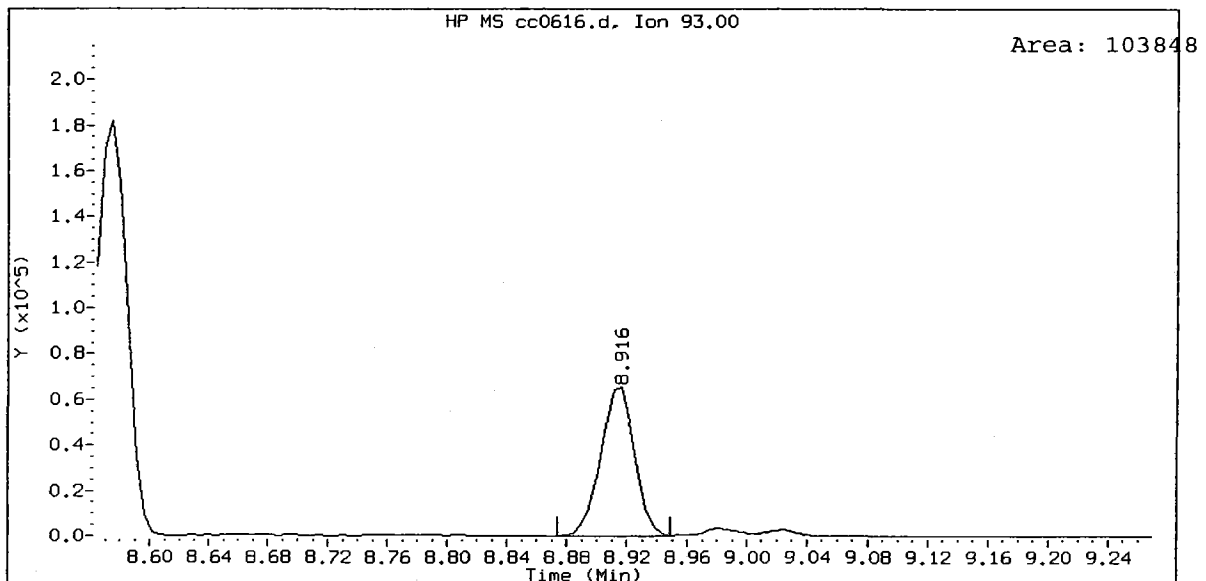
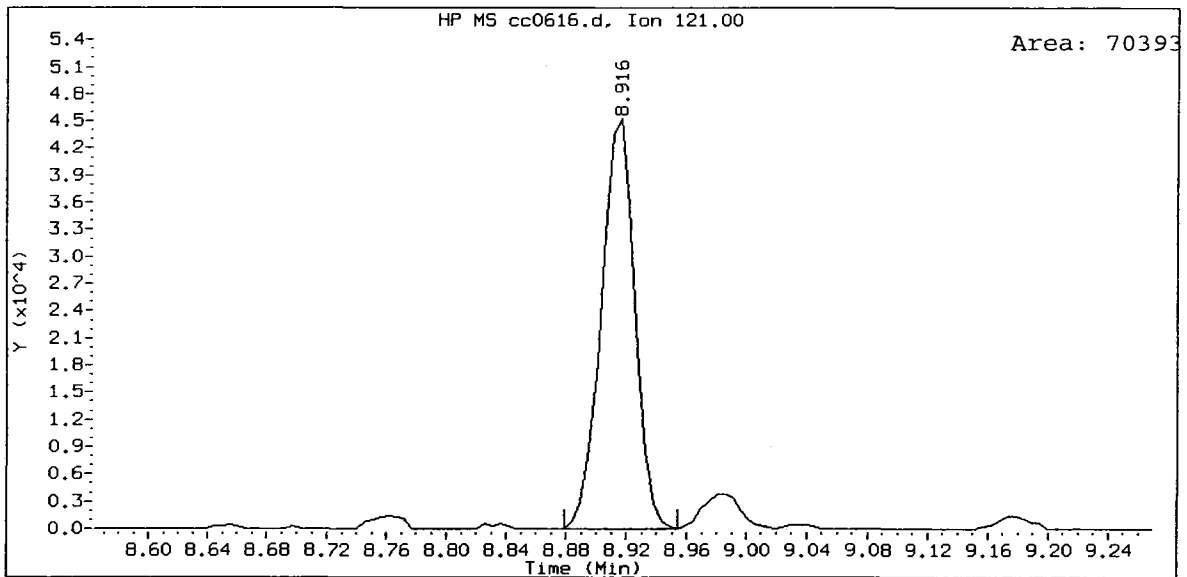
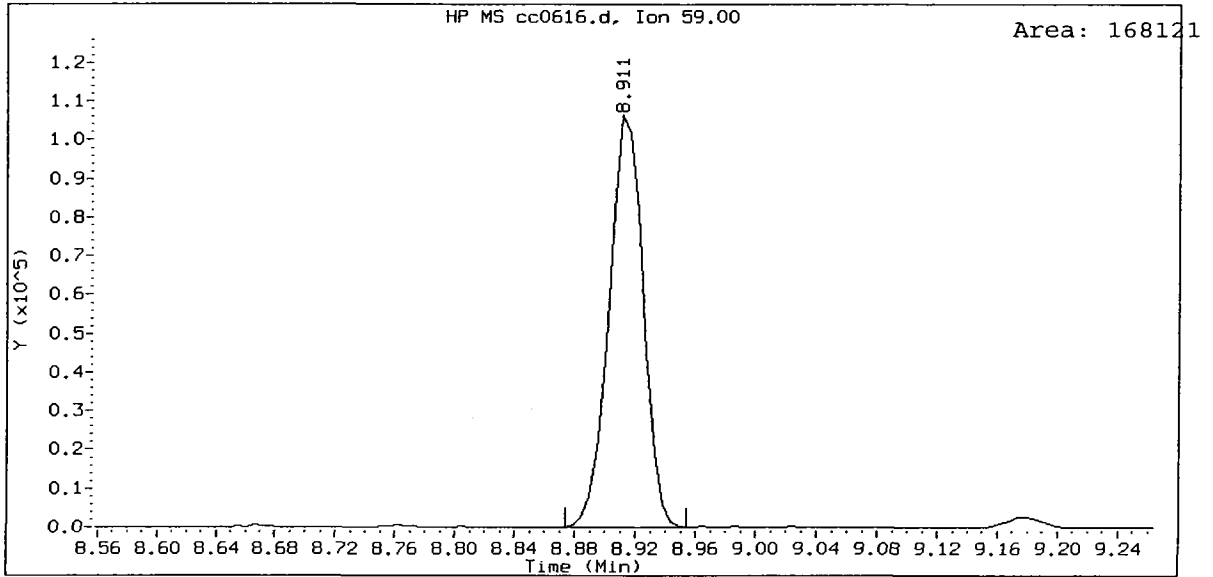
/chem1/nt6.i/20090616.b/cc0616.d



ABN 25, /chem1/nt6.i/20090616.b/cc0616.d
2-Methylnaphthalene Amount: 25.03



ABN 25, /chem1/nt6.i/20090616.b/cc0616.d
alpha-Terpineol Amount: 25.06



Semivolatile Analysis
QC Raw Data

prepared
for

ENVIROMENTAL SCIENCE CORP.

Project: JELD-WEN NORD DOOR

ARI JOB NO: PB35

prepared
by

Analytical Resources, Inc.

Date : 11-JUN-2009 10:27

Client ID:

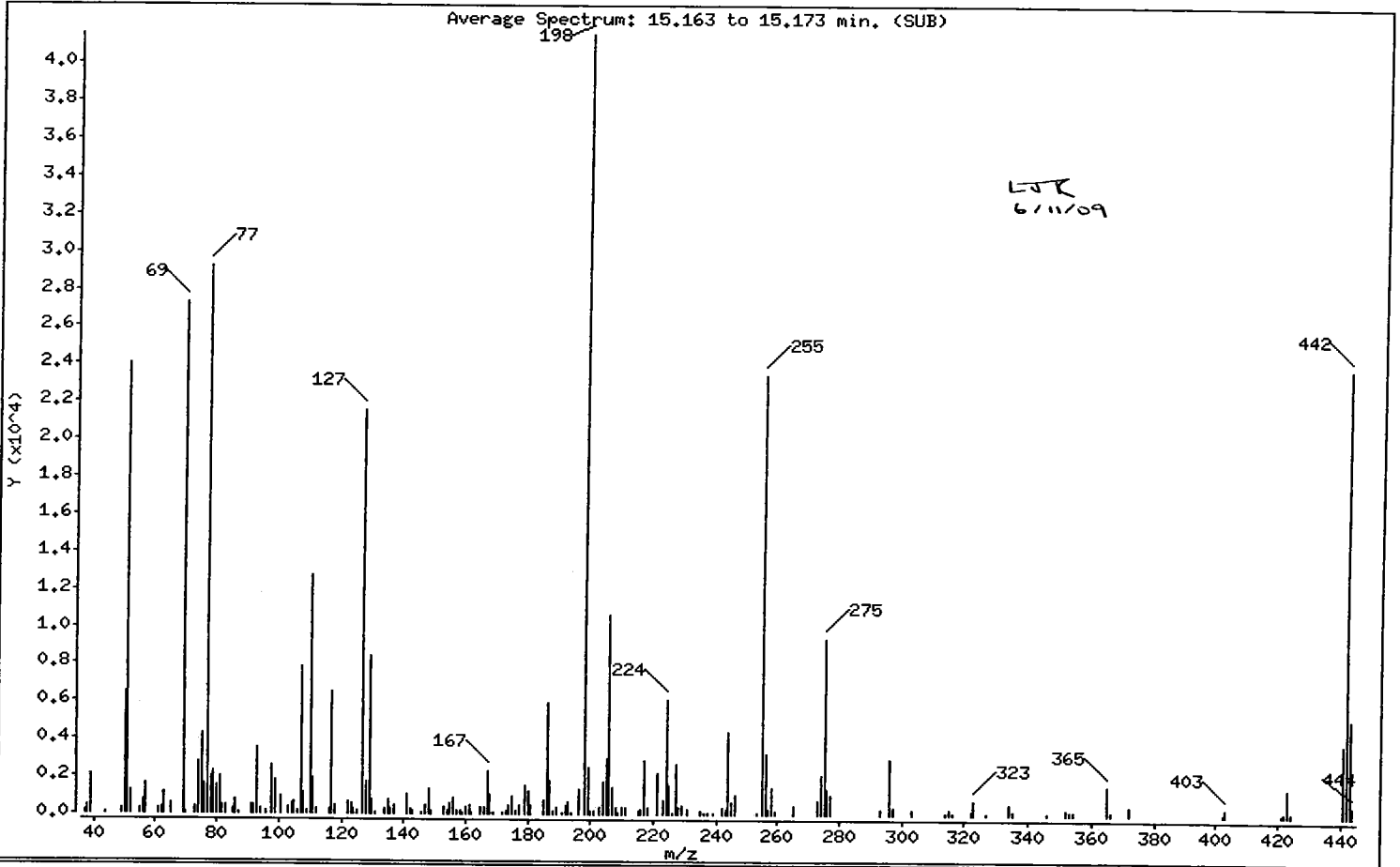
Instrument: nt6.i

Sample Info: ABN 25

Operator: LJR

Column phase: RTX-5
1 dftpp

Column diameter: 0.32



m/e	ION ABUNDANCE CRITERIA	% RELATIVE ABUNDANCE
198	Base Peak, 100% relative abundance	100.00
51	30.00 - 80.00% of mass 198	57.78
68	Less than 2.00% of mass 69	0.00 (0.00)
69	Mass 69 relative abundance	65.68
70	Less than 2.00% of mass 69	0.33 (0.51)
127	25.00 - 75.00% of mass 198	51.91
197	Less than 1.00% of mass 198	0.00
199	5.00 - 9.00% of mass 198	6.04
275	10.00 - 30.00% of mass 198	22.47
365	Greater than 0.75% of mass 198	3.77
441	Present, but less than mass 443	9.13
442	40.00 - 110.00% of mass 198	57.47
443	15.00 - 24.00% of mass 442	12.40 (21.58)

Date : 11-JUN-2009 10:27

Client ID:

Instrument: nt6.i

Sample Info: ABN 25

Operator: LJR

Column phase: RTX-5

Column diameter: 0.32

Data File: 0250611.d

Spectrum: Average Spectrum: 15.163 to 15.173 min. (SUB)

Location of Maximum: 198.00

Number of points: 182

m/z	Y	m/z	Y	m/z	Y	m/z	Y
37.00	146	110.00	12727	177.00	522	244.00	4433
38.00	448	111.00	1927	179.00	1580	245.00	623
39.00	2132	112.00	258	180.00	1218	246.00	1027
44.00	81	116.00	303	181.00	493	253.00	138
49.00	281	117.00	6506	185.00	747	255.00	23416
50.00	6551	118.00	453	186.00	5945	256.00	3212
51.00	24008	122.00	673	187.00	1808	257.00	321
52.00	1229	123.00	615	188.00	165	258.00	1475
55.00	249	124.00	298	189.00	372	259.00	191
56.00	777	125.00	233	191.00	89	265.00	473
57.00	1626	127.00	21576	192.00	477	273.00	761
61.00	323	128.00	1771	193.00	625	274.00	2073
62.00	425	129.00	8418	194.00	85	275.00	9338
63.00	1103	130.00	766	196.00	1376	276.00	1387
65.00	532	131.00	71	198.00	41560	277.00	1091
69.00	27296	134.00	251	199.00	2511	293.00	268
70.00	139	135.00	730	200.00	184	296.00	2942
73.00	345	136.00	288	201.00	184	297.00	428
74.00	2820	137.00	442	203.00	370	303.00	298
75.00	4323	141.00	1016	204.00	1698	314.00	84
76.00	1673	142.00	290	205.00	3002	315.00	294
77.00	29248	143.00	172	206.00	10626	316.00	91
78.00	2022	146.00	69	207.00	1481	322.00	147
79.00	2293	147.00	491	208.00	430	323.00	738
80.00	1542	148.00	1329	209.00	67	327.00	77
81.00	1969	149.00	182	210.00	391	334.00	598
82.00	501	153.00	376	211.00	386	335.00	161
83.00	490	154.00	177	215.00	149	346.00	68
85.00	297	155.00	588	216.00	268	352.00	277
86.00	755	156.00	907	217.00	2825	353.00	153
87.00	115	157.00	168	218.00	381	354.00	191
91.00	487	158.00	159	221.00	2192	365.00	1566
92.00	521	159.00	68	223.00	768	366.00	179
93.00	3527	160.00	348	224.00	6084	372.00	463
94.00	301	161.00	451	225.00	1576	402.00	98

Date : 11-JUN-2009 10:27

Client ID:

Instrument: nt6.i

Sample Info: ABN 25

Operator: LJR

Column phase: RTX-5

Column diameter: 0.32

Data File: 0250611.d

Spectrum: Average Spectrum: 15.163 to 15.173 min. (SUB)

Location of Maximum: 198.00

Number of points: 182

m/z	Y	m/z	Y	m/z	Y	m/z	Y
96.00	161	162.00	102	226.00	84	403.00	339
98.00	2609	165.00	423	227.00	2634	421.00	141
99.00	1779	166.00	396	228.00	417	422.00	172
101.00	976	167.00	2254	229.00	526	423.00	1470
103.00	369	168.00	1075	231.00	322	424.00	229
104.00	599	169.00	73	235.00	217	441.00	3793
105.00	665	172.00	85	236.00	77	442.00	23880
106.00	204	173.00	165	237.00	112	443.00	5154
107.00	7854	174.00	458	239.00	70	444.00	563
108.00	1128	175.00	921	242.00	346		
109.00	149	176.00	165	243.00	276		

Date : 11-JUN-2009 10:27

Client ID:

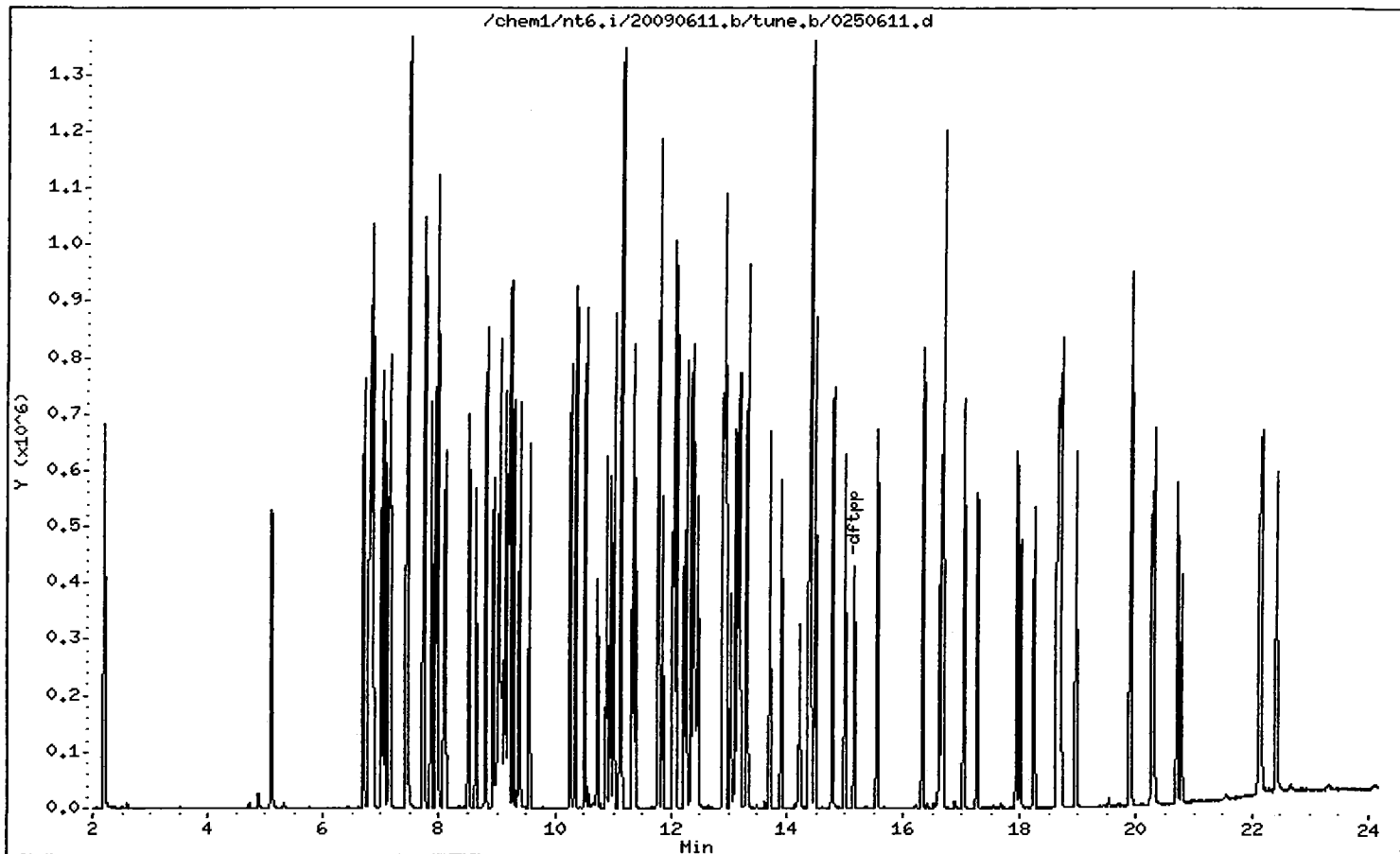
Instrument: nt6.i

Sample Info: ABN 25

Operator: LJR

Column phase: RTX-5

Column diameter: 0.32



Date : 15-JUN-2009 14:39

Client ID:

Instrument: nt6.i

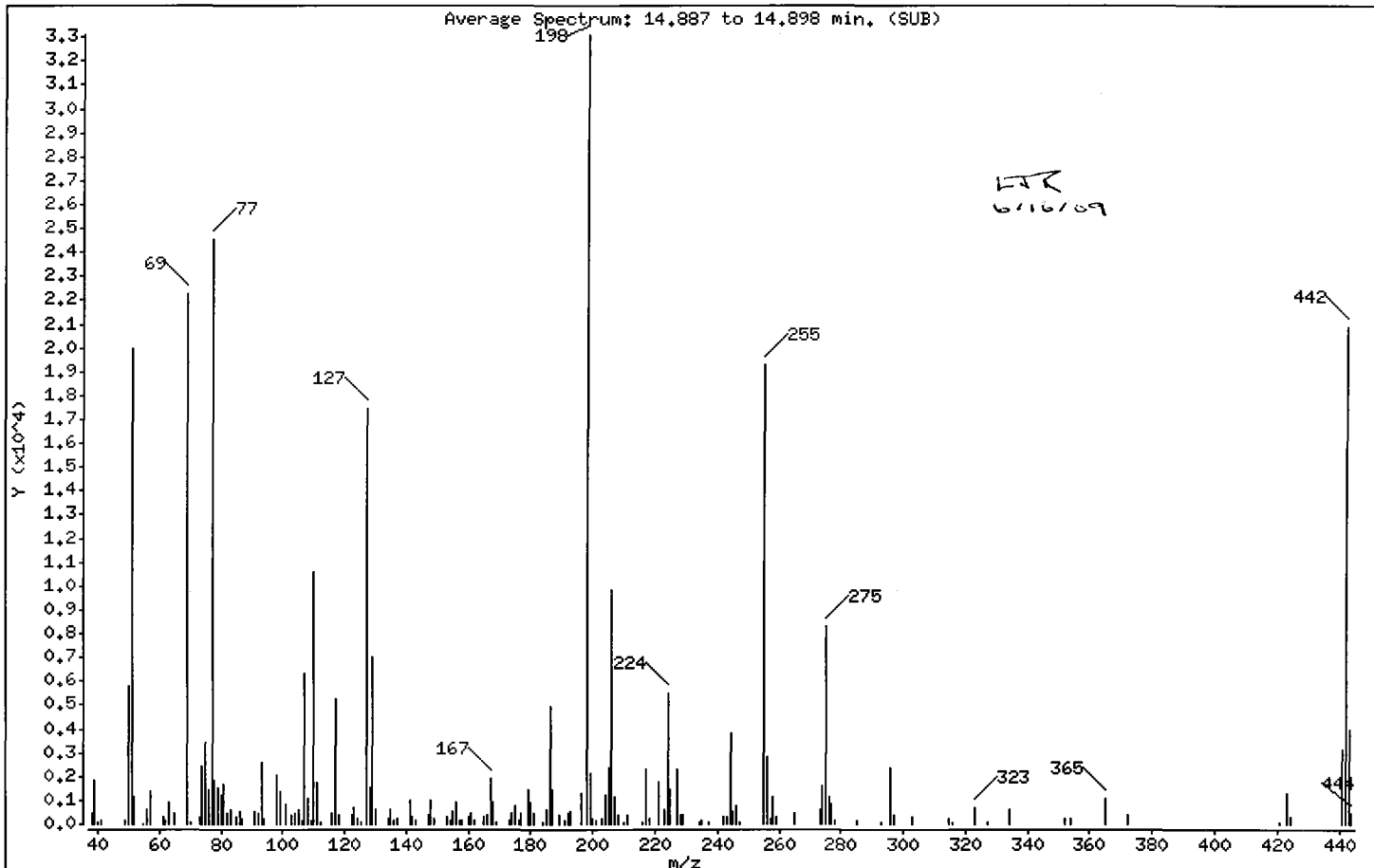
Sample Info: ABN 25

Operator: LJR

Column phase: RTX-5

Column diameter: 0.32

1 dftpp



m/e	ION ABUNDANCE CRITERIA	% RELATIVE ABUNDANCE
198	Base Peak, 100% relative abundance	100.00
51	30.00 - 80.00% of mass 198	60.30
68	Less than 2.00% of mass 69	0.00 (0.00)
69	Mass 69 relative abundance	67.28
70	Less than 2.00% of mass 69	0.25 (0.37)
127	25.00 - 75.00% of mass 198	52.69
197	Less than 1.00% of mass 198	0.00
199	5.00 - 9.00% of mass 198	6.49
275	10.00 - 30.00% of mass 198	25.01
365	Greater than 0.75% of mass 198	3.15
441	Present, but less than mass 443	9.50
442	40.00 - 110.00% of mass 198	63.14
443	15.00 - 24.00% of mass 442	11.95 (18.93)

Date : 15-JUN-2009 14:39

Client ID:

Instrument: nt6.i

Sample Info: ABN 25

Operator: LJR

Column phase: RTX-5

Column diameter: 0.32

Data File: cc0615.d

Spectrum: Average Spectrum: 14.887 to 14.898 min. (SUB)

Location of Maximum: 198.00

Number of points: 164

m/z	Y	m/z	Y	m/z	Y	m/z	Y
38.00	454	107.00	6334	174.00	425	243.00	284
39.00	1806	108.00	1032	175.00	737	244.00	3788
40.00	78	109.00	123	176.00	187	245.00	509
41.00	148	110.00	10588	177.00	429	246.00	767
49.00	173	111.00	1729	179.00	1414	247.00	72
50.00	5769	112.00	83	180.00	915	255.00	19272
51.00	19952	116.00	447	181.00	469	256.00	2795
52.00	1133	117.00	5250	184.00	74	257.00	240
55.00	10	118.00	354	185.00	640	258.00	1158
56.00	643	122.00	374	186.00	4982	259.00	285
57.00	1357	123.00	650	187.00	1434	265.00	448
61.00	314	124.00	254	189.00	373	273.00	599
62.00	162	125.00	112	191.00	185	274.00	1579
63.00	940	127.00	17432	192.00	458	275.00	8277
65.00	489	128.00	1493	193.00	508	276.00	1149
69.00	22264	129.00	7010	196.00	1300	277.00	846
70.00	83	130.00	614	198.00	33088	278.00	117
73.00	291	134.00	241	199.00	2146	285.00	152
74.00	2425	135.00	584	200.00	223	293.00	78
75.00	3394	136.00	178	201.00	138	296.00	2375
76.00	1420	137.00	237	203.00	192	297.00	368
77.00	24536	141.00	957	204.00	1242	303.00	307
78.00	1862	142.00	296	205.00	2390	315.00	247
79.00	1538	143.00	164	206.00	9797	316.00	89
80.00	1236	147.00	354	207.00	1120	323.00	656
81.00	1702	148.00	1017	208.00	370	327.00	87
82.00	454	149.00	215	210.00	86	334.00	595
83.00	584	153.00	313	211.00	378	352.00	226
85.00	326	154.00	165	216.00	96	354.00	266
86.00	548	155.00	528	217.00	2299	365.00	1041
87.00	251	156.00	907	218.00	266	372.00	374
91.00	512	157.00	163	221.00	1737	421.00	79
92.00	448	158.00	160	223.00	611	423.00	1300
93.00	2611	160.00	308	224.00	5482	424.00	291
94.00	243	161.00	479	225.00	1423	441.00	3144

Date : 15-JUN-2009 14:39

Client ID:

Instrument: nt6.i

Sample Info: ABN 25

Operator: LJR

Column phase: RTX-5

Column diameter: 0,32

Data File: cc0615.d

Spectrum: Average Spectrum: 14,887 to 14,898 min. (SUB)

Location of Maximum: 198,00

Number of points: 164

m/z	Y	m/z	Y	m/z	Y	m/z	Y
98,00	2064	162,00	150	227,00	2280	442,00	20888
99,00	1378	165,00	301	228,00	360	443,00	3955
101,00	830	166,00	377	229,00	407	444,00	462
103,00	352	167,00	1901	234,00	68		
104,00	488	168,00	944	235,00	137		
105,00	595	169,00	70	237,00	81		
106,00	183	173,00	158	242,00	293		

Date : 15-JUN-2009 14:39

Client ID:

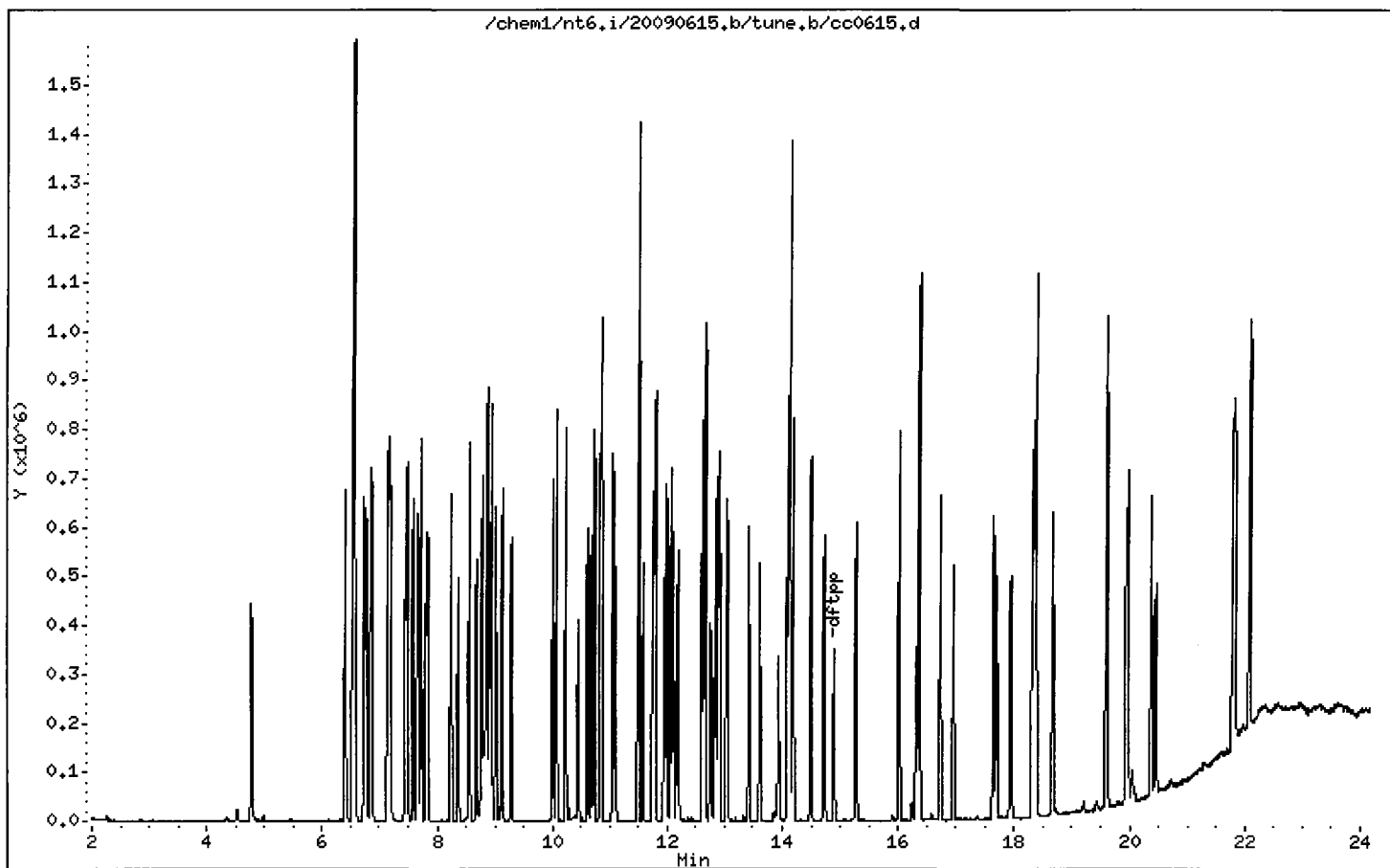
Instrument: nt6.i

Sample Info: ABN 25

Operator: LJR

Column phase: RTX-5

Column diameter: 0.32



Analytical Resources Inc.
ABN by sw846 8270C
DDT Breakdown Report

Data file: /chem1/nt6.i/20090615.b/ddt.b/cc0615.d
Method: /chem1/nt6.i/20090615.b/ddt.b/sw846ddt.m
Analysis Date: 15-JUN-2009 14:39

ARI ID:
Misc:
Instrument: nt6.i

COMPOUND	RT	AREA
Pentachlorophenol	13.942	52048
Benzidine	16.319	209994
4,4'-DDE	----	----
4,4'-DDD	17.243	1370
4,4'-DDT	17.707	152859

ETK
6/16/09

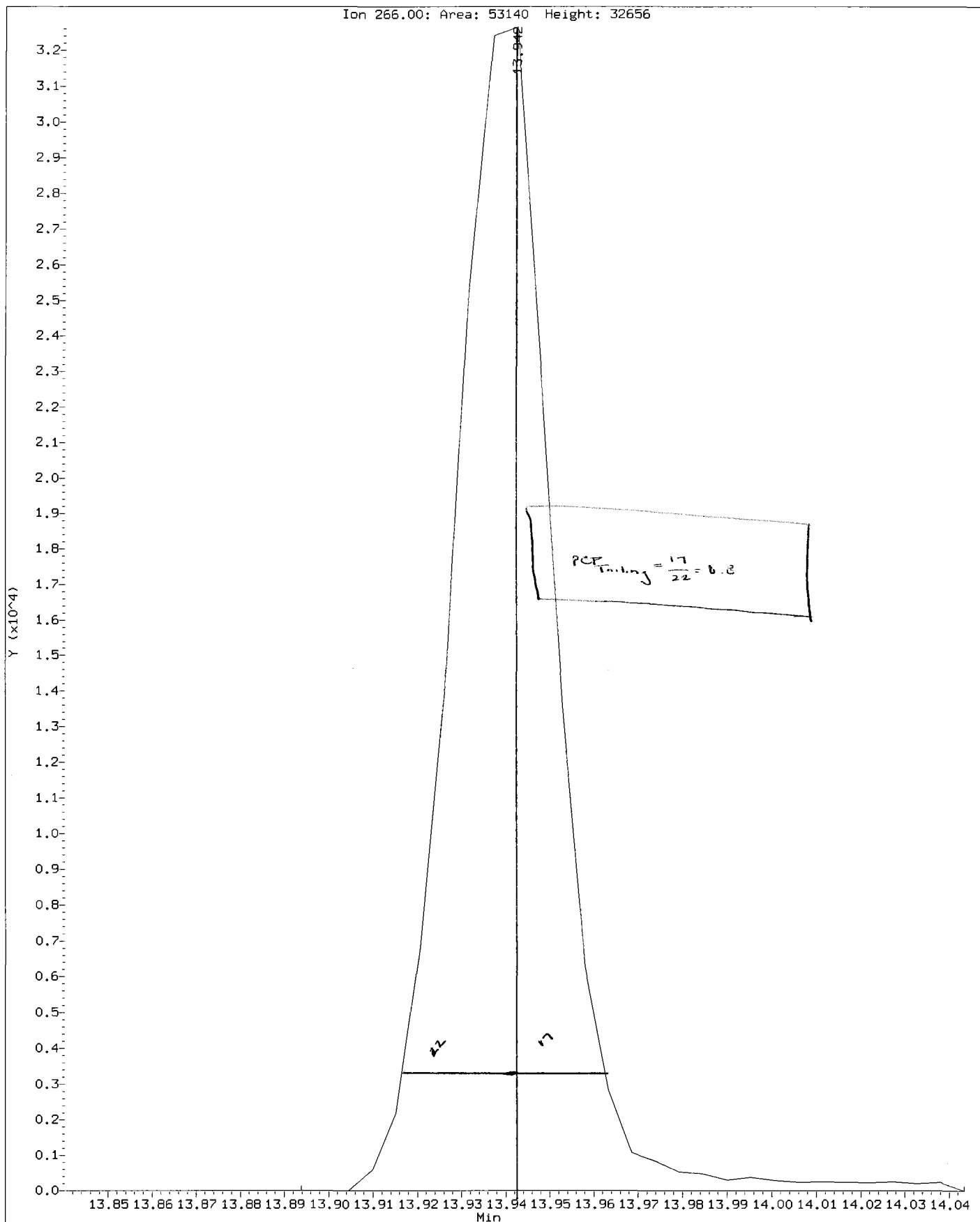
$$\text{DDT Percent Breakdown} = \frac{(\text{DDE Area} + \text{DDD Area}) * 100}{(\text{DDE Area} + \text{DDD Area} + \text{DDT Area})}$$

$$\text{DDT Percent Breakdown} = \frac{(0 + 1370) * 100}{(0 + 1370 + 152859)}$$

$$\text{DDT Percent Breakdown} = \boxed{0.9 \%}$$

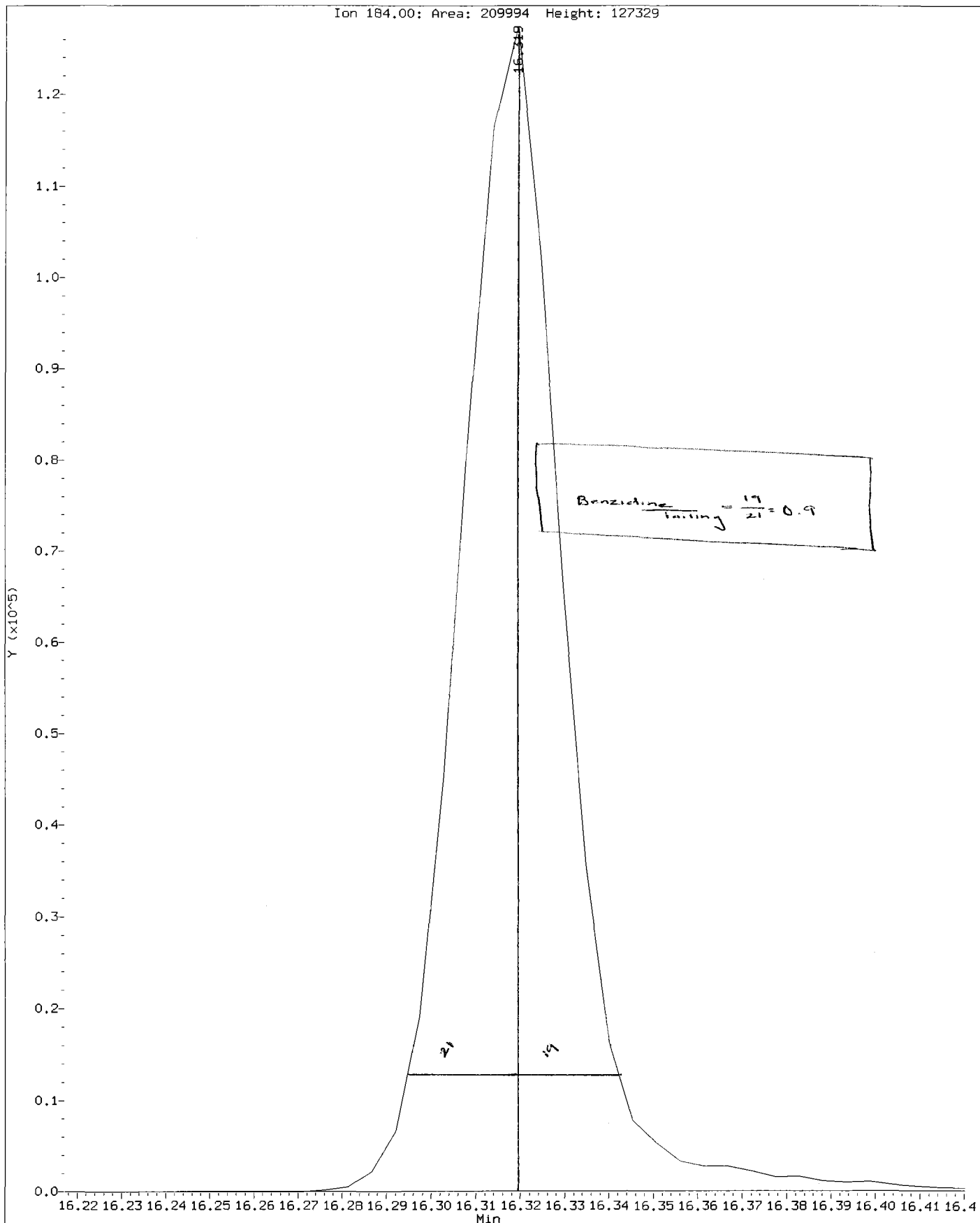
Data File: /chem1/nt6.i/20090615.b/ddt.b/cc0615.d
Injection Date: 15-JUN-2009 14:39
Instrument: nt6.i
Client Sample ID:

Compound: Pentachlorophenol
CAS Number: 87-86-5



Data File: /chem1/nt6.i/20090615.b/ddt.b/cc0615.d
Injection Date: 15-JUN-2009 14:39
Instrument: nt6.i
Client Sample ID:

Compound: Benzidine
CAS Number:



Date : 16-JUN-2009 11:54

Client ID:

Instrument: nt6.i

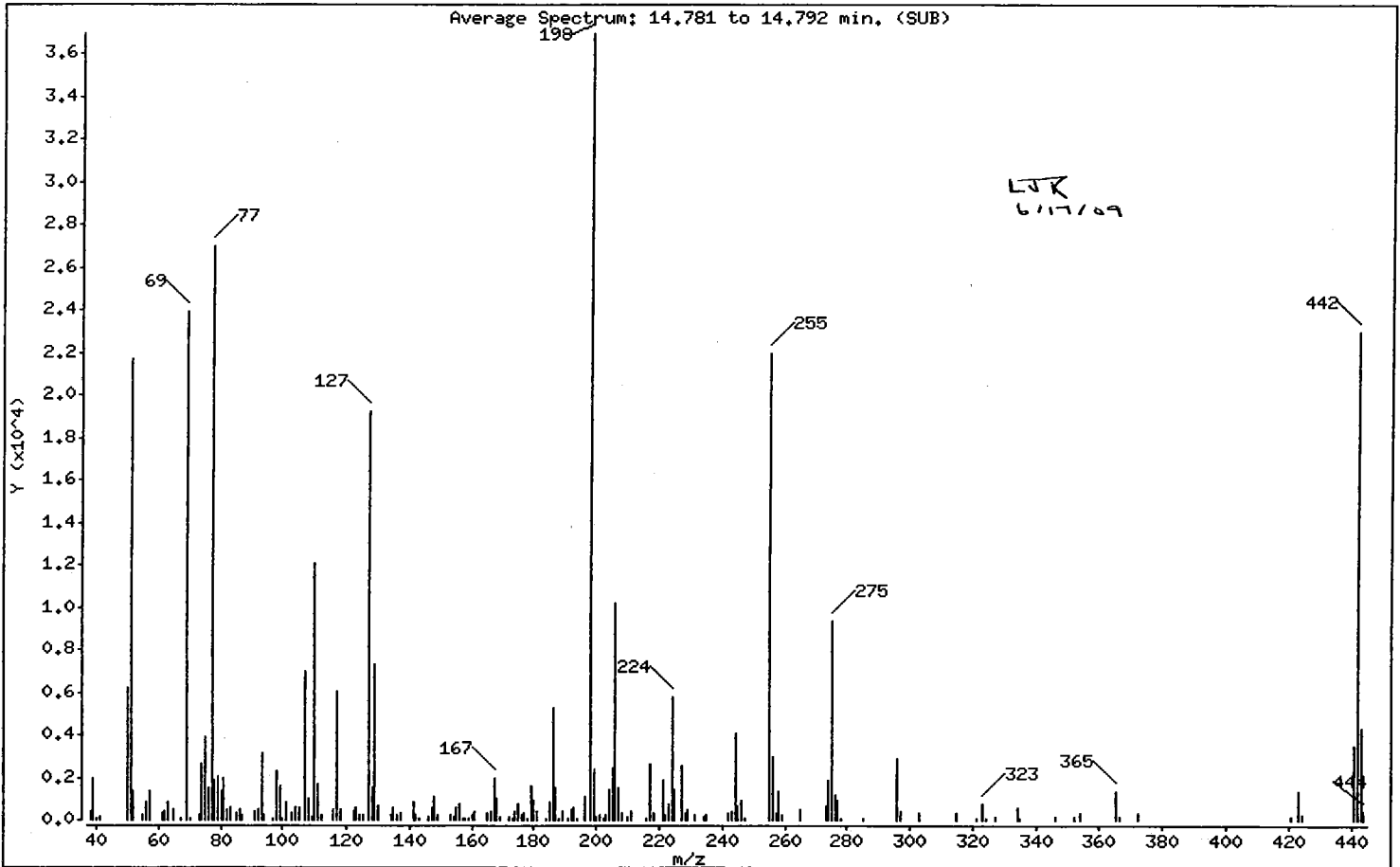
Sample Info: ABN 25

Operator: LJR

Column phase: RTX-5

Column diameter: 0.32

1 dftpp



m/e	ION ABUNDANCE CRITERIA	% RELATIVE ABUNDANCE
198	Base Peak, 100% relative abundance	100.00
51	30.00 - 80.00% of mass 198	58.69
68	Less than 2.00% of mass 69	0.00 (0.00)
69	Mass 69 relative abundance	64.79
70	Less than 2.00% of mass 69	0.19 (0.29)
127	25.00 - 75.00% of mass 198	52.17
197	Less than 1.00% of mass 198	0.00
199	5.00 - 9.00% of mass 198	6.38
275	10.00 - 30.00% of mass 198	25.29
365	Greater than 0.75% of mass 198	3.69
441	Present, but less than mass 443	9.40
442	40.00 - 110.00% of mass 198	62.24
443	15.00 - 24.00% of mass 442	11.72 (18.83)

Date : 16-JUN-2009 11:54

Client ID:

Instrument: nt6.i

Sample Info: ABN 25

Operator: LJR

Column phase: RTX-5

Column diameter: 0.32

Data File: cc0616.d

Spectrum: Average Spectrum: 14.781 to 14.792 min. (SUB)

Location of Maximum: 198.00

Number of points: 175

m/z	Y	m/z	Y	m/z	Y	m/z	Y
38.00	468	108.00	1049	175.00	749	235.00	252
39.00	1920	109.00	194	176.00	279	242.00	369
40.00	76	110.00	12090	177.00	334	243.00	399
41.00	171	111.00	1729	178.00	91	244.00	4101
50.00	6235	112.00	263	179.00	1635	245.00	657
51.00	21704	116.00	526	180.00	968	246.00	948
52.00	1347	117.00	6035	181.00	440	247.00	70
55.00	251	118.00	503	184.00	79	255.00	21976
56.00	811	122.00	419	185.00	826	256.00	2988
57.00	1379	123.00	572	186.00	5318	257.00	330
61.00	304	124.00	245	187.00	1550	258.00	1402
62.00	443	125.00	275	188.00	69	259.00	216
63.00	871	127.00	19288	189.00	430	265.00	506
65.00	484	128.00	1536	191.00	69	273.00	686
67.00	69	129.00	7300	192.00	486	274.00	1886
69.00	23952	130.00	723	193.00	558	275.00	9351
70.00	70	134.00	294	194.00	82	276.00	1228
73.00	290	135.00	630	196.00	1074	277.00	942
74.00	2617	136.00	229	198.00	36976	278.00	70
75.00	3956	137.00	335	199.00	2359	285.00	88
76.00	1500	141.00	848	200.00	175	296.00	2882
77.00	26968	142.00	274	201.00	213	297.00	387
78.00	1902	143.00	121	202.00	121	303.00	318
79.00	2006	146.00	155	203.00	215	315.00	361
80.00	1338	147.00	567	204.00	1467	321.00	78
81.00	1959	148.00	1107	205.00	2490	323.00	731
82.00	469	149.00	221	206.00	10194	324.00	77
83.00	557	153.00	258	207.00	1571	327.00	160
85.00	343	154.00	175	208.00	383	334.00	628
86.00	546	155.00	587	210.00	163	335.00	87
87.00	295	156.00	740	211.00	425	346.00	178
91.00	447	157.00	75	216.00	119	352.00	205
92.00	501	158.00	77	217.00	2638	354.00	329
93.00	3140	159.00	89	218.00	376	365.00	1363
94.00	262	160.00	285	221.00	1879	366.00	170

Date : 16-JUN-2009 11:54

Client ID:

Instrument: nt6.i

Sample Info: ABN 25

Operator: LJR

Column phase: RTX-5

Column diameter: 0.32

Data File: cc0616.d

Spectrum: Average Spectrum: 14.781 to 14.792 min. (SUB)

Location of Maximum: 198.00

Number of points: 175

m/z	Y	m/z	Y	m/z	Y	m/z	Y
97.00	67	161.00	451	222.00	290	372.00	330
98.00	2274	165.00	322	223.00	751	421.00	173
99.00	1621	166.00	388	224.00	5816	423.00	1376
100.00	71	167.00	1925	225.00	1455	424.00	298
101.00	835	168.00	988	227.00	2582	441.00	3476
103.00	353	169.00	181	228.00	353	442.00	23016
104.00	593	172.00	143	229.00	525	443.00	4335
105.00	584	173.00	71	231.00	271	444.00	464
107.00	6954	174.00	454	234.00	138		

Date : 16-JUN-2009 11:54

Client ID:

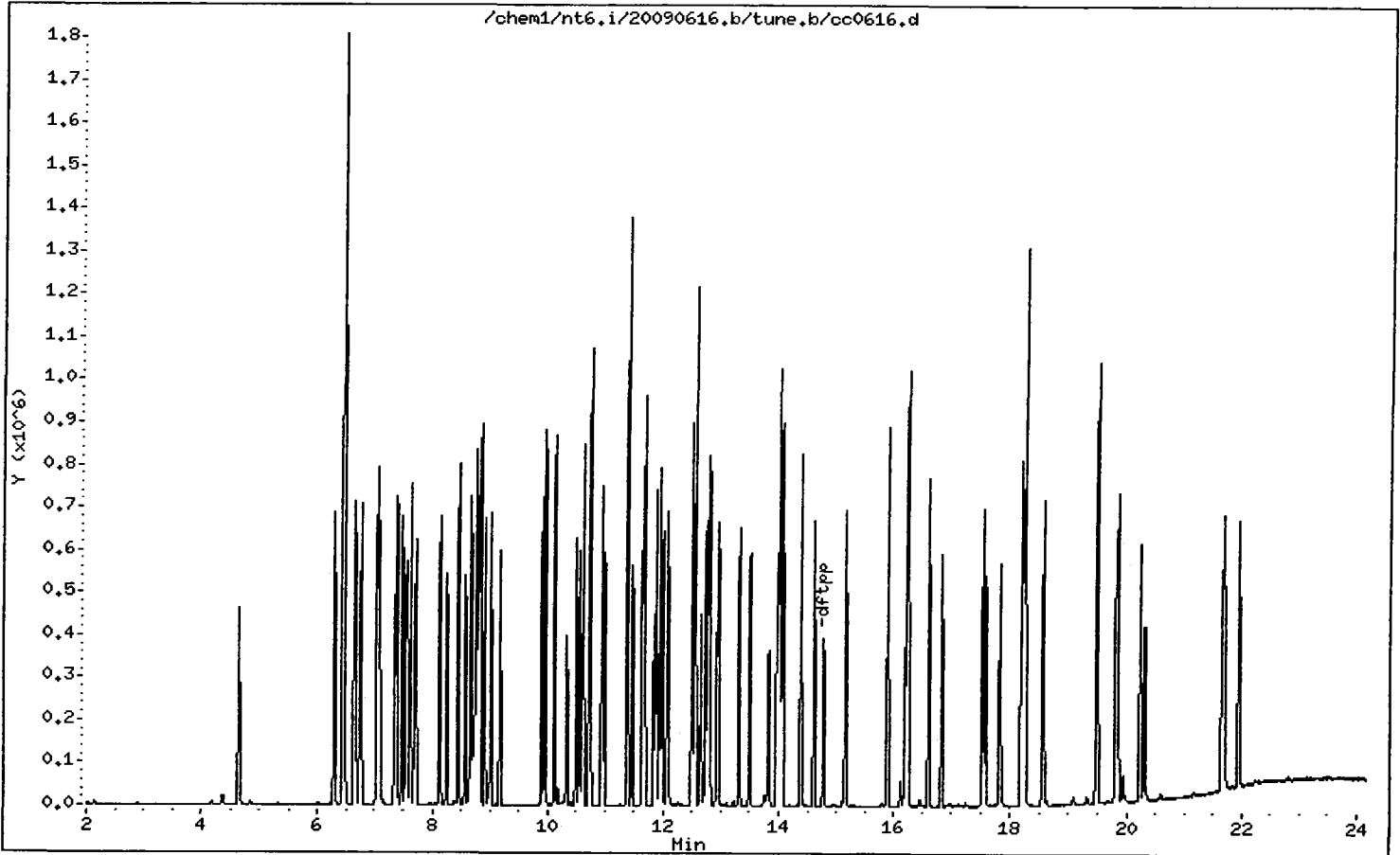
Instrument: nt6.i

Sample Info: ABN 25

Operator: LJR

Column phase: RTX-5

Column diameter: 0.32



Analytical Resources Inc.
ABN by sw846 8270C
DDT Breakdown Report

Data file: /chem1/nt6.i/20090616.b/ddt.b/cc0616.d
Method: /chem1/nt6.i/20090616.b/ddt.b/sw846ddt.m
Analysis Date: 16-JUN-2009 11:54

ARI ID:
Misc:
Instrument: nt6.i

COMPOUND	RT	AREA
Pentachlorophenol	13.825	56536
Benzidine	16.202	220805
4,4'-DDE	----	----
4,4'-DDD	17.126	2336
4,4'-DDT	17.585	166311

LTK
6/17/09

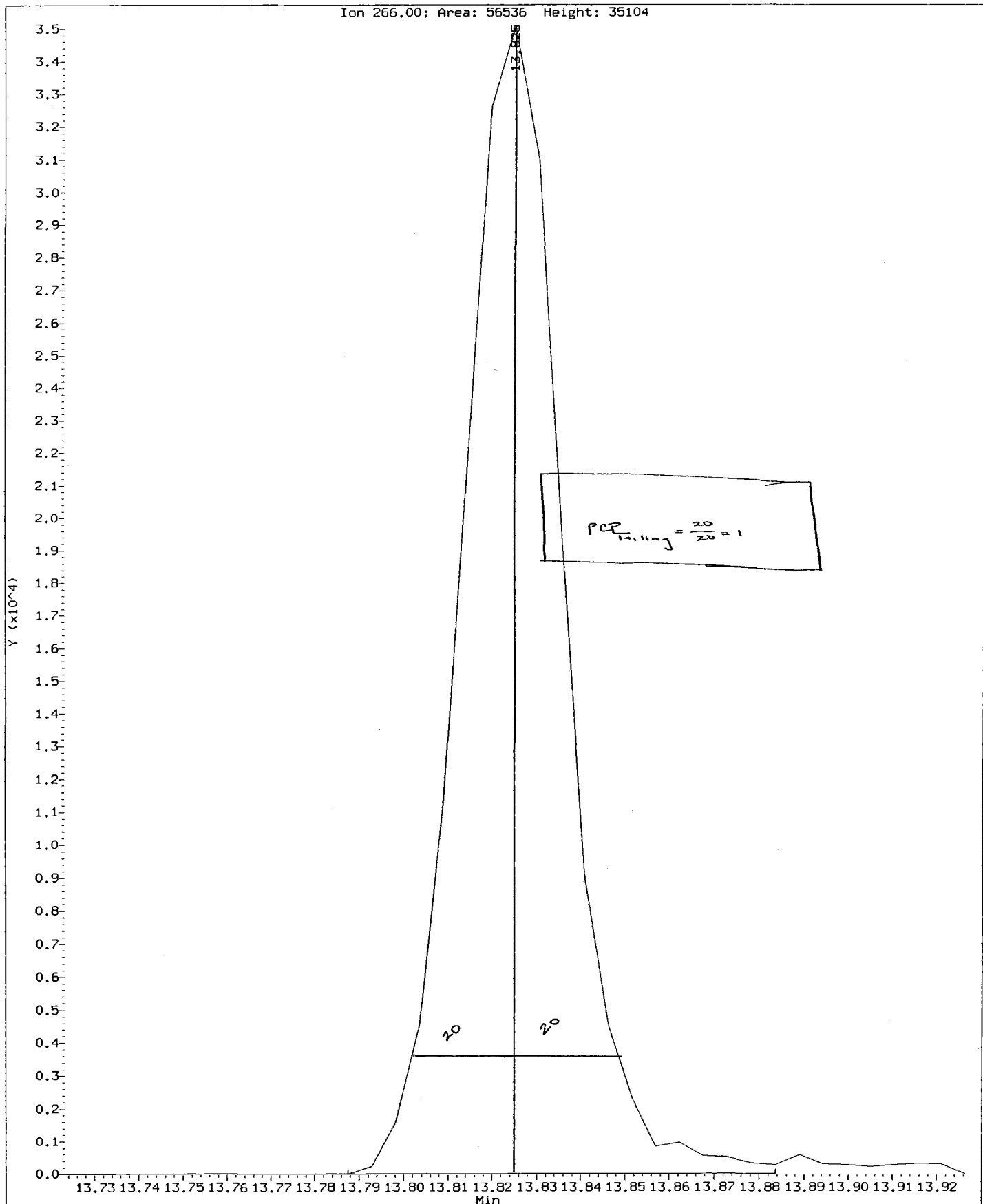
$$\text{DDT Percent Breakdown} = \frac{(\text{DDE Area} + \text{DDD Area}) * 100}{(\text{DDE Area} + \text{DDD Area} + \text{DDT Area})}$$

$$\text{DDT Percent Breakdown} = \frac{(0 + 2336) * 100}{(0 + 2336 + 166311)}$$

$$\text{DDT Percent Breakdown} = \boxed{1.4 \%}$$

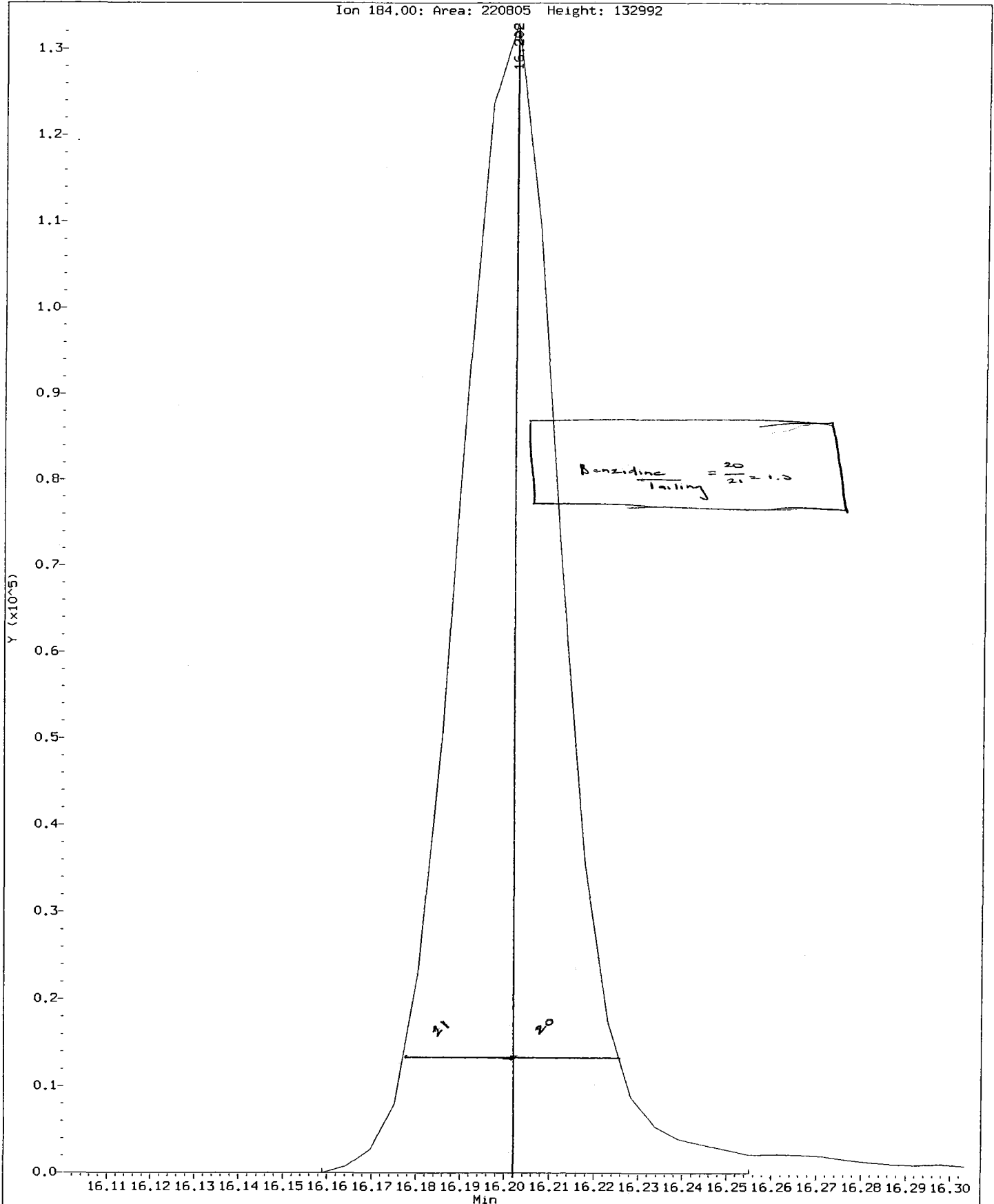
Data File: /chem1/nt6.i/20090616.b/ddt.b/cc0616.d
Injection Date: 16-JUN-2009 11:54
Instrument: nt6.i
Client Sample ID:

Compound: Pentachlorophenol
CAS Number: 87-86-5



Data File: /chem1/nt6.1/20090616.b/ddt.b/cc0616.d
Injection Date: 16-JUN-2009 11:54
Instrument: nt6.i
Client Sample ID:

Compound: Benzidine
CAS Number:



PB35: 00464

ORGANICS ANALYSIS DATA SHEET
PSDDA Semivolatiles by SW8270D GC/MS
 Page 1 of 1

Sample ID: MB-060809
METHOD BLANK

Lab Sample ID: MB-060809
 LIMS ID: 09-12733
 Matrix: Sediment
 Data Release Authorized: *AB*
 Reported: 06/17/09

QC Report No: PB35-ENVIRONMENTAL SCIENCE CORP.
 Project: JELD-WEN NORD DOOR
 NA
 Date Sampled: NA
 Date Received: NA

Date Extracted: 06/08/09
 Date Analyzed: 06/15/09 15:11
 Instrument/Analyst: NT6/LJR
 GPC Cleanup: Yes

Sample Amount: 25.0 g
 Final Extract Volume: 0.5 mL
 Dilution Factor: 1.00
 Percent Moisture: NA

CAS Number	Analyte	RL	Result
108-95-2	Phenol	20	< 20 U
541-73-1	1,3-Dichlorobenzene	20	< 20 U
106-46-7	1,4-Dichlorobenzene	20	< 20 U
100-51-6	Benzyl Alcohol	20	< 20 U
95-50-1	1,2-Dichlorobenzene	20	< 20 U
95-48-7	2-Methylphenol	20	< 20 U
106-44-5	4-Methylphenol	20	< 20 U
67-72-1	Hexachloroethane	20	< 20 U
105-67-9	2,4-Dimethylphenol	20	< 20 U
65-85-0	Benzoic Acid	200	< 200 U
120-82-1	1,2,4-Trichlorobenzene	20	< 20 U
91-20-3	Naphthalene	20	< 20 U
87-68-3	Hexachlorobutadiene	20	< 20 U
91-57-6	2-Methylnaphthalene	20	< 20 U
131-11-3	Dimethylphthalate	20	< 20 U
208-96-8	Acenaphthylene	20	< 20 U
83-32-9	Acenaphthene	20	< 20 U
132-64-9	Dibenzofuran	20	< 20 U
84-66-2	Diethylphthalate	20	25
86-73-7	Fluorene	20	< 20 U
86-30-6	N-Nitrosodiphenylamine	20	< 20 U
118-74-1	Hexachlorobenzene	20	< 20 U
87-86-5	Pentachlorophenol	100	< 100 U
85-01-8	Phenanthrene	20	< 20 U
120-12-7	Anthracene	20	< 20 U
84-74-2	Di-n-Butylphthalate	20	< 20 U
206-44-0	Fluoranthene	20	< 20 U
129-00-0	Pyrene	20	< 20 U
85-68-7	Butylbenzylphthalate	20	< 20 U
56-55-3	Benzo(a)anthracene	20	< 20 U
117-81-7	bis(2-Ethylhexyl)phthalate	20	< 20 U
218-01-9	Chrysene	20	< 20 U
117-84-0	Di-n-Octyl phthalate	20	< 20 U
205-99-2	Benzo(b)fluoranthene	20	< 20 U
207-08-9	Benzo(k)fluoranthene	20	< 20 U
50-32-8	Benzo(a)pyrene	20	< 20 U
193-39-5	Indeno(1,2,3-cd)pyrene	20	< 20 U
53-70-3	Dibenz(a,h)anthracene	20	< 20 U
191-24-2	Benzo(g,h,i)perylene	20	< 20 U
90-12-0	1-Methylnaphthalene	20	< 20 U

Reported in µg/kg (ppb)

Semivolatile Surrogate Recovery

d5-Nitrobenzene	51.6%	2-Fluorobiphenyl	53.2%
d14-p-Terphenyl	66.8%	d4-1,2-Dichlorobenzene	48.4%
d5-Phenol	56.3%	2-Fluorophenol	53.1%
2,4,6-Tribromophenol	57.1%	d4-2-Chlorophenol	51.7%

Analytical Resources, Inc.

Semivolatiles Report SW846 Method 8270D

Data file : /chem1/nt6.i/20090615.b/pb35mb.d
 Lab Smp Id: PB35MBS1 Client Smp ID: PB35MBS1
 Inj Date : 15-JUN-2009 15:11
 Operator : LJR/VTS Inst ID: nt6.i
 Smp Info : PB35MBS1
 Misc Info : 09-12733
 Comment : 1ul Injection
 Method : /chem1/nt6.i/20090615.b/SW846.m
 Meth Date : 16-Jun-2009 10:41 jeff Quant Type: ISTD
 Cal Date : 11-JUN-2009 14:21 Cal File: 0050611a.d
 Als bottle: 2 QC Sample: BLANK
 Dil Factor: 1.00000
 Integrator: HP RTE Compound Sublist: PSDDAMBLCS.sub
 Target Version: 3.50

LJK
6/16/09

Concentration Formula: Amt * DF * Vt / (Ws * (100 - M) / 100) * CpndVariable

Name	Value	Description
DF	1.00000	Dilution Factor
Vt	500.00000	Volume of final extract (uL)
Ws	25.00000	Weight of sample extracted (g)
M	0.00000	% Moisture

Cpnd Variable

Local Compound Variable

Compounds	QUANT SIG	RT	EXP RT	REL RT	RESPONSE	CONCENTRATIONS	
						ON-COLUMN (ug/mL)	FINAL (ug/kg)
\$ 1 2-Fluorophenol	112	4.797	4.782	(0.702)	180984	19.8844	397.7
\$ 2 Phenol-d5	99	6.533	6.534	(0.955)	257500	21.0676	421.4
3 Phenol	94	Compound Not Detected.					
\$ 5 2-Chlorophenol-d4	132	6.555	6.555	(0.959)	144786	19.4396	388.8
4 Bis(2-Chloroethyl)ether	93	Compound Not Detected.					
6 2-Chlorophenol	128	Compound Not Detected.					
7 1,3-Dichlorobenzene	146	Compound Not Detected.					
* 8 1,4-Dichlorobenzene-d4	152	6.838	6.849	(1.000)	110400	20.0000	
9 1,4-Dichlorobenzene	146	Compound Not Detected.					
\$ 10 1,2-Dichlorobenzene-d4	152	7.148	7.148	(1.045)	66323	12.0545	241.3
12 1,2-Dichlorobenzene	146	Compound Not Detected.					
11 Benzyl alcohol	108	Compound Not Detected.					
14 2,2'-oxybis(1-Chloropropane)	45	Compound Not Detected.					
13 2-Methylphenol	108	Compound Not Detected.					
17 Hexachloroethane	117	Compound Not Detected.					

Compounds	QUANT SIG MASS	RT	EXP RT	REL RT	RESPONSE	CONCENTRATIONS	
						ON-COLUMN (ug/mL)	FINAL (ug/kg)
16 N-Nitroso-di-n-propylamine	70						
15 4-Methylphenol	108						
\$ 18 Nitrobenzene-d5	82	7.805	7.810	(0.876)	155404	12.9039	258.1
19 Nitrobenzene	77						
20 Isophorone	82						
21 2-Nitrophenol	139						
22 2,4-Dimethylphenol	107						
23 Bis(2-Chloroethoxy)methane	93						
24 Benzoic acid	105						
25 2,4-Dichlorophenol	162						
26 1,2,4-Trichlorobenzene	180						
* 27 Naphthalene-d8	136	8.910	8.916	(1.000)	392139	20.0000	
28 Naphthalene	128						
29 4-Chloroaniline	127						
30 Hexachlorobutadiene	225						
31 4-Chloro-3-methylphenol	107						
32 2-Methylnaphthalene	141						
33 Hexachlorocyclopentadiene	237						
34 2,4,6-Trichlorophenol	196						
35 2,4,5-Trichlorophenol	196						
\$ 36 2-Fluorobiphenyl	172	10.726	10.732	(0.913)	219066	13.2643	265.3
37 2-Chloronaphthalene	162						
38 2-Nitroaniline	65						
39 Dimethylphthalate	163						
40 Acenaphthylene	152						
41 2,6-Dinitrotoluene	165						
* 42 Acenaphthene-d10	164	11.746	11.747	(1.000)	222347	20.0000	
43 3-Nitroaniline	138						
44 Acenaphthene	153						
45 2,4-Dinitrophenol	184						
46 Dibenzofuran	168						
47 4-Nitrophenol	109						
48 2,4-Dinitrotoluene	165						
50 Diethylphthalate	149	12.638	12.649	(1.076)	18503	1.25319	25.06
49 Fluorene	166						
51 4-Chlorophenyl-phenylether	204						
52 4-Nitroaniline	138						
53 4,6-Dinitro-2-methylphenol	198						
54 N-Nitrosodiphenylamine	169						
\$ 55 2,4,6-Tribromophenol	330	13.028	13.034	(1.109)	45421	21.4243	428.5
56 4-Bromophenyl-phenylether	248						
57 Hexachlorobenzene	284						
58 Pentachlorophenol	266						
* 59 Phenanthrene-d10	188	14.075	14.081	(1.000)	345115	20.0000	
60 Phenanthrene	178						
61 Anthracene	178						
62 Carbazole	167						

Compounds	QUANT SIG MASS	RT	EXP RT	REL RT	RESPONSE	CONCENTRATIONS	
						ON-COLUMN (ug/mL)	FINAL (ug/kg)
63 Di-n-butylphthalate	149				Compound Not Detected.		
64 Fluoranthene	202				Compound Not Detected.		
65 Pyrene	202				Compound Not Detected.		
\$ 66 Terphenyl-d14	244	16.729	16.730	(0.913)	255202	16.6919	333.8
67 Butylbenzylphthalate	149				Compound Not Detected.		
68 Benzo(a)anthracene	228				Compound Not Detected.		
* 69 Chrysene-d12	240	18.326	18.338	(1.000)	286250	20.0000	
70 3,3'-Dichlorobenzidine	252				Compound Not Detected.		
71 Chrysene	228				Compound Not Detected.		
72 bis(2-Ethylhexyl)phthalate	149				Compound Not Detected.		
* 134 Di-n-octylphthalate-d4	153	19.598	19.603	(1.000)	428866	20.0000	
73 Di-n-octylphthalate	149				Compound Not Detected.		
74 Benzo(b)fluoranthene	252				Compound Not Detected.		
75 Benzo(k)fluoranthene	252				Compound Not Detected.		
76 Benzo(a)pyrene	252				Compound Not Detected.		
* 77 Perylene-d12	264	20.452	20.453	(1.000)	310083	20.0000	
78 Indeno(1,2,3-cd)pyrene	276				Compound Not Detected.		
79 Dibenzo(a,h)anthracene	278				Compound Not Detected.		
80 Benzo(g,h,i)perylene	276				Compound Not Detected.		
90 N-Nitrosodimethylamine	74				Compound Not Detected.		
91 Aniline	93				Compound Not Detected.		
93 Benzidine	184				Compound Not Detected.		
103 Pyridine	79				Compound Not Detected.		
105 1-methylnaphthalene	141				Compound Not Detected.		
111 Azobenzene (1,2-DP-Hydrazine)	77				Compound Not Detected.		

Analytical Resources, Inc.

INTERNAL STANDARD COMPOUNDS
 AREA AND RT SUMMARY

Instrument ID: nt6.i
 Lab File ID: pb35mb.d
 Lab Smp Id: PB35MBS1
 Analysis Type: SV
 Quant Type: ISTD
 Operator: LJR/VTS
 Method File: /chem1/nt6.i/20090615.b/SW846.m
 Misc Info: 09-12733

Calibration Date: 15-JUN-2009
 Calibration Time: 14:39
 Client Smp ID: PB35MBS1
 Level: LOW
 Sample Type: Solid

Test Mode:
 Use Initial Calibration Level 4.

COMPOUND	STANDARD	AREA LIMIT		SAMPLE	%DIFF
		LOWER	UPPER		
8 1,4-Dichlorobenze	112389	56194	224778	110400	-1.77
27 Naphthalene-d8	384492	192246	768984	392139	1.99
42 Acenaphthene-d10	217478	108739	434956	222347	2.24
59 Phenanthrene-d10	336594	168297	673188	345115	2.53
69 Chrysene-d12	247160	123580	494320	286250	15.82
134 Di-n-octylphthala	347036	173518	694072	428866	23.58
77 Perylene-d12	232938	116469	465876	310083	33.12

COMPOUND	STANDARD	RT LIMIT		SAMPLE	%DIFF
		LOWER	UPPER		
8 1,4-Dichlorobenze	6.85	6.35	7.35	6.84	-0.16
27 Naphthalene-d8	8.92	8.42	9.42	8.91	-0.07
42 Acenaphthene-d10	11.75	11.25	12.25	11.75	0.00
59 Phenanthrene-d10	14.08	13.58	14.58	14.07	-0.04
69 Chrysene-d12	18.34	17.84	18.84	18.33	-0.06
134 Di-n-octylphthala	19.60	19.10	20.10	19.60	-0.03
77 Perylene-d12	20.45	19.95	20.95	20.45	0.00

AREA UPPER LIMIT = +100% of internal standard area.
 AREA LOWER LIMIT = - 50% of internal standard area.
 RT UPPER LIMIT = + 0.50 minutes of internal standard RT.
 RT LOWER LIMIT = - 0.50 minutes of internal standard RT.

Analytical Resources, Inc.

RECOVERY REPORT

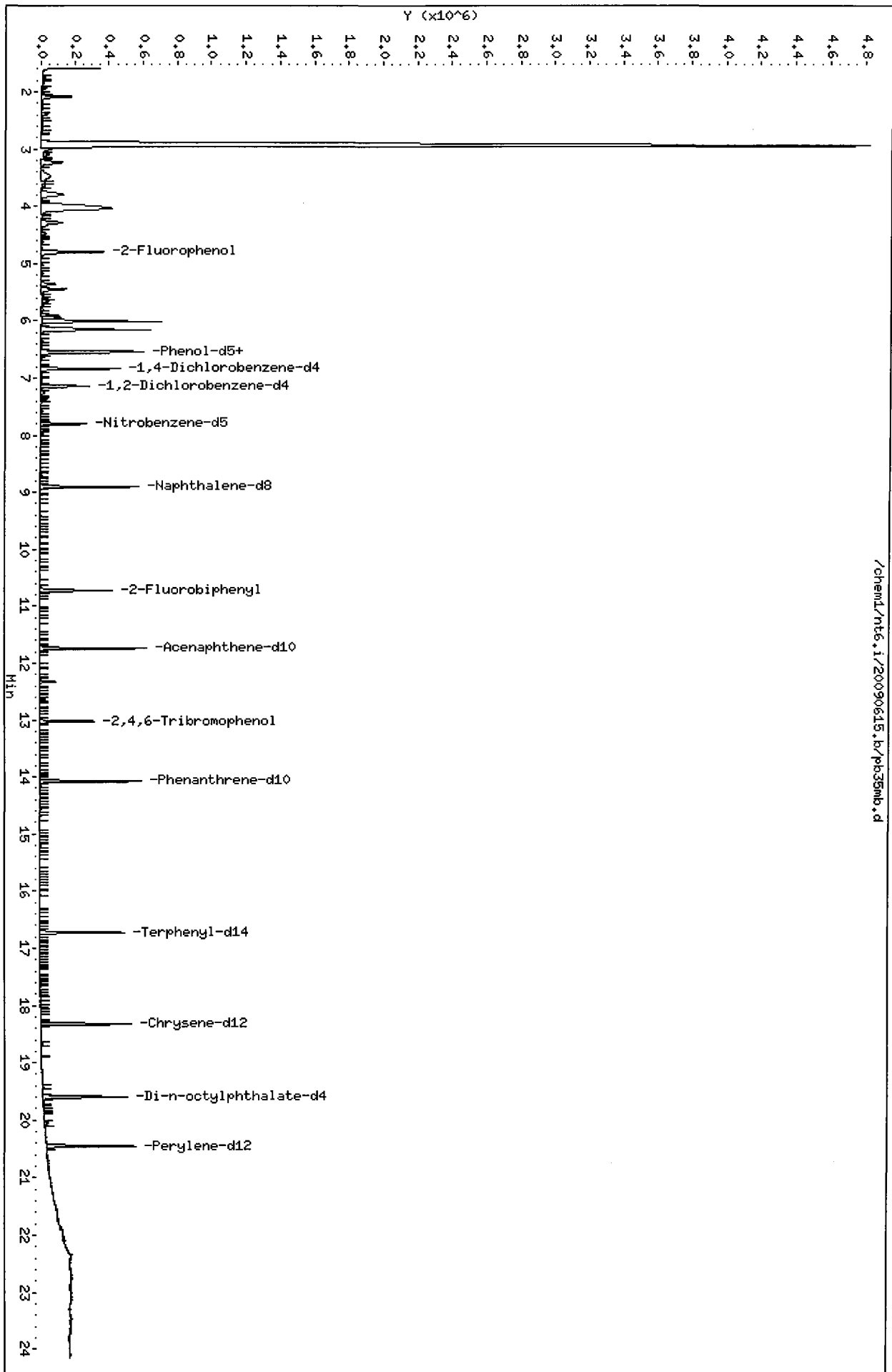
Client Name: ESC
 Sample Matrix: SOLID
 Lab Smp Id: PB35MBS1
 Level: LOW
 Data Type: MS DATA
 SpikeList File: PSDDALCS.spk
 Sublist File: PSDDAMBLCS.sub
 Method File: /chem1/nt6.i/20090615.b/SW846.m
 Misc Info: 09-12733

Client SDG: PB35
 Fraction: SV
 Client Smp ID: PB35MBS1
 Operator: LJR/VTS
 SampleType: BLANK
 Quant Type: ISTD

SURROGATE COMPOUND	CONC ADDED ug/kg	CONC RECOVERED ug/kg	% RECOVERED	LIMITS
\$ 1 2-Fluorophenol	750.0	397.7	53.03	26-100
\$ 2 Phenol-d5	750.0	421.4	56.18	10-100
\$ 5 2-Chlorophenol-d4	750.0	388.8	51.84	39-100
\$ 10 1,2-Dichlorobenzen	500.0	241.3	48.26	32-100
\$ 18 Nitrobenzene-d5	500.0	258.1	51.62	34-100
\$ 36 2-Fluorobiphenyl	500.0	265.3	53.06	39-100
\$ 55 2,4,6-Tribromophen	750.0	428.5	57.13	43-108
\$ 66 Terphenyl-d14	500.0	333.8	66.77	39-105

Data File: /chem1/nt6.i/20090615.b/pb35mb.d
Date: 15-JUN-2009 15:11
Client ID: PB35MBS1
Sample Info: PB35MBS1
Volume Injected (uL): 1.0
Column phase: ZB-5

Instrument: nt6.i
Operator: LJR/VTS
Column diameter: 0.32



Date : 15-JUN-2009 15:11

Client ID: PB35MBS1

Instrument: nt6.i

Sample Info: PB35MBS1

Volume Injected (uL): 1.0

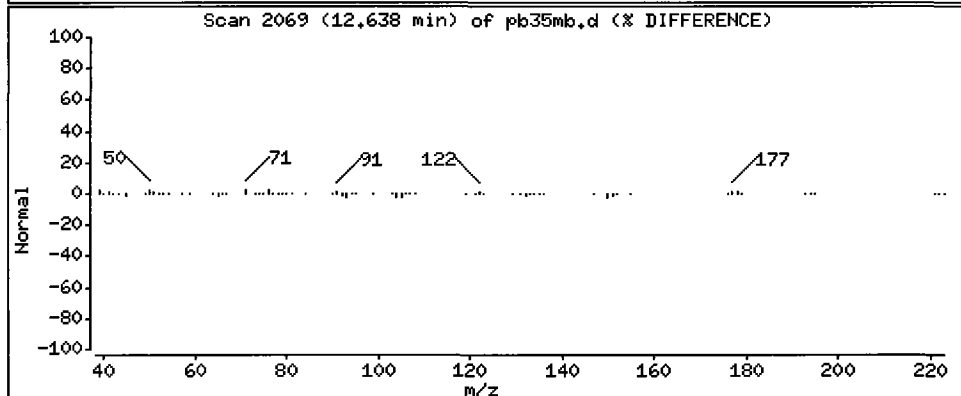
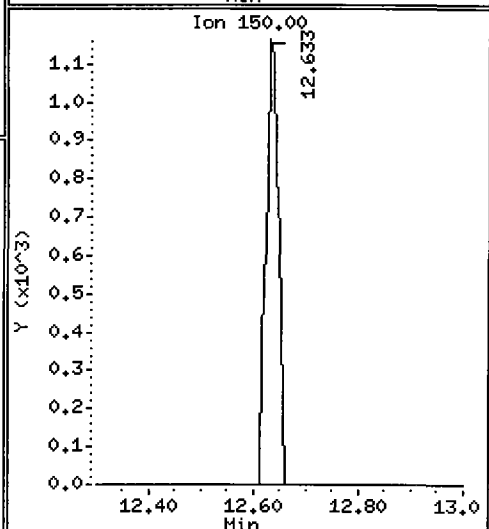
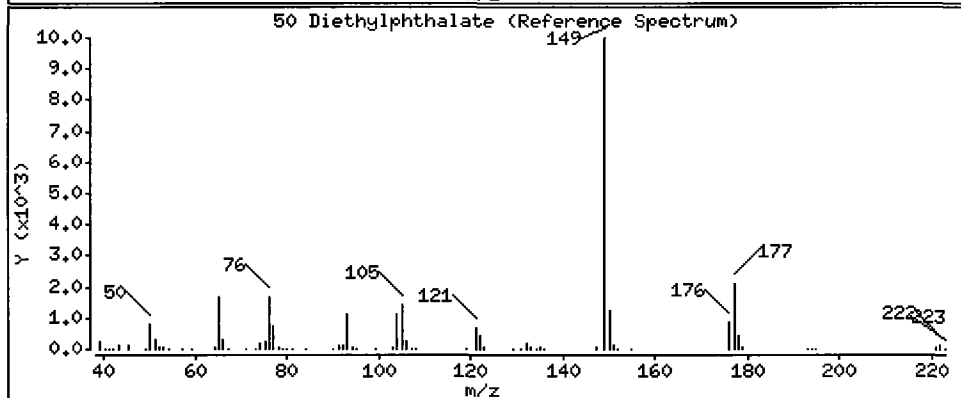
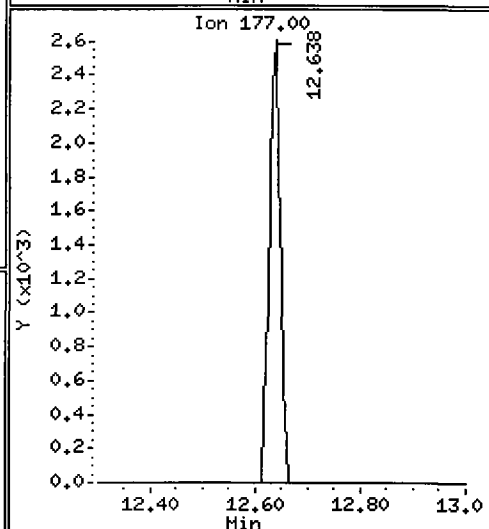
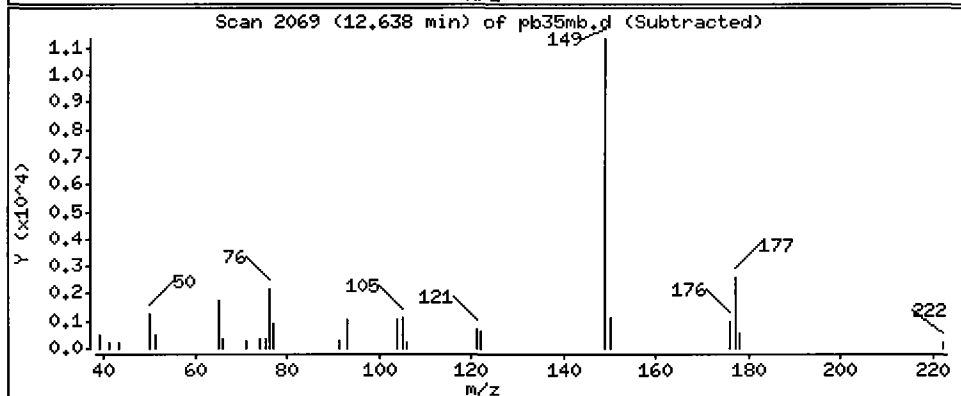
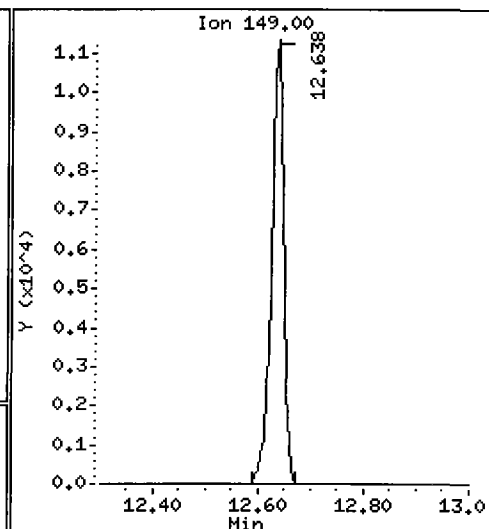
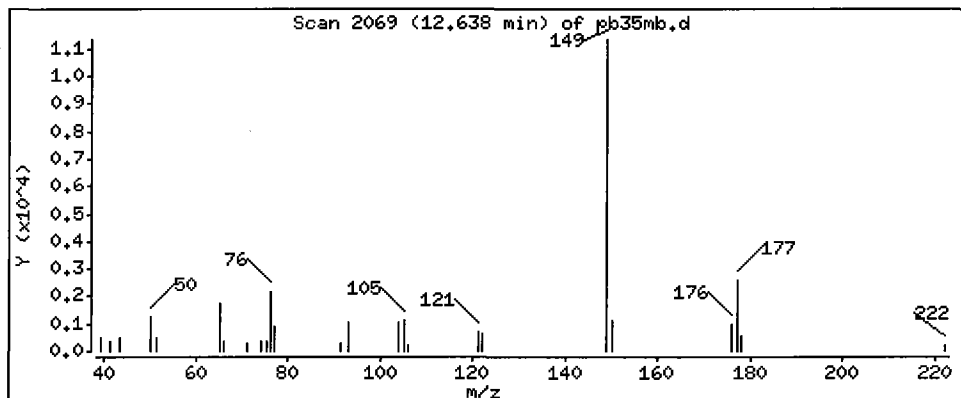
Operator: LJR/VTS

Column phase: ZB-5

Column diameter: 0.32

50 Diethylphthalate

Concentration: 25.06 ug/kg



Analytical Resources, Inc.

Semivolatle Report SW846 Method 8270D

Data file : /chem1/nt6.i/20090615.b/pb35sb.d
 Lab Smp Id: PB35LCSS1 Client Smp ID: PB35LCSS1
 Inj Date : 15-JUN-2009 15:44
 Operator : LJR/VTS Inst ID: nt6.i
 Smp Info : PB35LCSS1
 Misc Info : 09-12733
 Comment : 1ul Injection
 Method : /chem1/nt6.i/20090615.b/SW846.m
 Meth Date : 16-Jun-2009 10:41 jeff Quant Type: ISTD
 Cal Date : 11-JUN-2009 14:21 Cal File: 0050611a.d
 Als bottle: 3 QC Sample: LCS
 Dil Factor: 1.00000
 Integrator: HP RTE Compound Sublist: PSDDAMBLCS.sub
 Target Version: 3.50

LJR
6/16/09

Concentration Formula: Amt * DF * Vt/(Ws * (100 - M)/100) * CpndVariable

Name	Value	Description
DF	1.00000	Dilution Factor
Vt	500.00000	Volume of final extract (uL)
Ws	25.00000	Weight of sample extracted (g)
M	0.00000	% Moisture

Cpnd Variable

Local Compound Variable

Compounds	QUANT SIG	RT	EXP RT	REL RT	RESPONSE	CONCENTRATIONS	
						ON-COLUMN (ug/mL)	FINAL (ug/kg)
\$ 1 2-Fluorophenol	112	4.795	4.782	(0.700)	192176	20.7421	414.8
\$ 2 Phenol-d5	99	6.531	6.534	(0.954)	274523	22.0647	441.3
3 Phenol	94	6.552	6.550	(0.957)	199209	14.8246	296.5
\$ 5 2-Chlorophenol-d4	132	6.552	6.555	(0.957)	158691	20.9312	418.6
4 Bis(2-Chloroethyl)ether	93	6.558	6.555	(0.958)	141350	13.9351	278.7
6 2-Chlorophenol	128	6.579	6.582	(0.961)	115754	13.6376	272.8
7 1,3-Dichlorobenzene	146	6.777	6.780	(0.990)	120418	13.0311	260.6
* 8 1,4-Dichlorobenzene-d4	152	6.846	6.849	(1.000)	112380	20.0000	
9 1,4-Dichlorobenzene	146	6.873	6.870	(1.004)	122588	13.2475	265.0
\$ 10 1,2-Dichlorobenzene-d4	152	7.145	7.148	(1.044)	74695	13.3480	267.0
12 1,2-Dichlorobenzene	146	7.167	7.169	(1.047)	120307	13.2431	264.9
11 Benzyl alcohol	108	7.193	7.196	(1.051)	169008	26.8663	537.3
14 2,2'-oxybis(1-Chloropropane)	45	7.455	7.458	(1.089)	168742	13.4288	268.6
13 2-Methylphenol	108	7.487	7.490	(1.094)	121555	13.8127	276.3
17 Hexachloroethane	117	7.658	7.661	(1.119)	55370	12.9443	258.9

Compounds	QUANT SIG				RESPONSE	CONCENTRATIONS	
	MASS	RT	EXP RT	REL RT		ON-COLUMN (ug/mL)	FINAL (ug/kg)
16 N-Nitroso-di-n-propylamine	70	7.679	7.682	(1.122)	108349	12.9884	259.8
15 4-Methylphenol	108	7.738	7.730	(1.130)	264317	29.3843	587.7
\$ 18 Nitrobenzene-d5	82	7.807	7.810	(0.876)	161750	13.6391	272.8
19 Nitrobenzene	77	7.834	7.837	(0.879)	166344	13.5124	270.2
20 Isophorone	82	8.240	8.238	(0.924)	301675	14.6529	293.1
21 2-Nitrophenol	139	8.358	8.366	(0.938)	63069	14.0641	281.3
22 2,4-Dimethylphenol	107	8.550	8.558	(0.959)	109894	11.1960	223.9
23 Bis(2-Chloroethoxy)methane	93	8.673	8.676	(0.973)	162437	14.3218	286.4
24 Benzoic acid	105	8.876	8.879	(0.996)	300588	49.0052	980.1
25 2,4-Dichlorophenol	162	8.774	8.777	(0.984)	99212	15.5222	310.4
26 1,2,4-Trichlorobenzene	180	8.870	8.873	(0.995)	102648	13.2241	264.5
* 27 Naphthalene-d8	136	8.913	8.916	(1.000)	386151	20.0000	
28 Naphthalene	128	8.945	8.948	(1.004)	315243	13.7327	274.7
29 4-Chloroaniline	127	9.127	9.130	(1.024)	117254	11.8479	237.0
30 Hexachlorobutadiene	225	9.287	9.290	(1.042)	59705	13.7500	275.0
31 4-Chloro-3-methylphenol	107	10.003	10.000	(1.122)	124443	15.3759	307.5
32 2-Methylnaphthalene	141	10.067	10.070	(1.129)	173377	13.8646	277.3
33 Hexachlorocyclopentadiene	237	10.457	10.454	(0.890)	129228	31.1905	623.8
34 2,4,6-Trichlorophenol	196	10.611	10.614	(0.903)	71544	15.3607	307.2
35 2,4,5-Trichlorophenol	196	10.670	10.673	(0.908)	75882	15.8949	317.9
\$ 36 2-Fluorobiphenyl	172	10.729	10.732	(0.913)	231252	14.2636	285.3
37 2-Chloronaphthalene	162	10.830	10.833	(0.922)	203305	13.9927	279.9
38 2-Nitroaniline	65	11.092	11.095	(0.944)	98118	16.2359	324.7
39 Dimethylphthalate	163	11.493	11.496	(0.978)	237718	14.9285	298.6
40 Acenaphthylene	152	11.493	11.496	(0.978)	325955	15.0252	300.5
41 2,6-Dinitrotoluene	165	11.573	11.576	(0.985)	54274	15.6774	313.5
* 42 Acenaphthene-d10	164	11.749	11.747	(1.000)	218272	20.0000	
43 3-Nitroaniline	138	11.776	11.773	(1.002)	106544	26.9546	539.1
44 Acenaphthene	153	11.797	11.800	(1.004)	192244	14.0412	280.8
45 2,4-Dinitrophenol	184	11.941	11.950	(1.016)	106660	60.8778	1218
46 Dibenzofuran	168	12.059	12.062	(1.026)	291585	14.7396	294.8
47 4-Nitrophenol	109	12.166	12.169	(1.035)	36780	14.5920	291.8
48 2,4-Dinitrotoluene	165	12.187	12.190	(1.037)	72482	16.1451	322.9
50 Diethylphthalate	149	12.646	12.649	(1.076)	265110	18.2908	365.8
49 Fluorene	166	12.604	12.607	(1.073)	244130	15.0871	301.7
51 4-Chlorophenyl-phenylether	204	12.662	12.665	(1.078)	119094	14.9122	298.2
52 4-Nitroaniline	138	12.753	12.756	(1.085)	40982	11.6676	233.4
53 4,6-Dinitro-2-methylphenol	198	12.833	12.836	(0.912)	147442	57.9038	1158
54 N-Nitrosodiphenylamine	169	12.876	12.884	(0.915)	166265	15.7606	315.2
\$ 55 2,4,6-Tribromophenol	330	13.031	13.034	(1.109)	48606	23.3547	467.1
56 4-Bromophenyl-phenylether	248	13.426	13.429	(0.954)	69200	16.0923	321.8
57 Hexachlorobenzene	284	13.613	13.621	(0.967)	67640	15.4117	308.2
58 Pentachlorophenol	266	13.934	13.942	(0.990)	32780	16.3549	327.1
* 59 Phenanthrene-d10	188	14.078	14.081	(1.000)	338128	20.0000	
60 Phenanthrene	178	14.115	14.118	(1.003)	345716	16.1085	322.2
61 Anthracene	178	14.185	14.188	(1.008)	320567	14.7334	294.7
62 Carbazole	167	14.500	14.503	(1.030)	302709	16.9303	338.6

Compounds	QUANT SIG				RESPONSE	CONCENTRATIONS		
	MASS	RT	EXP RT	REL RT		ON-COLUMN (ug/mL)	FINAL (ug/kg)	
63 Di-n-butylphthalate	149	15.274	15.277	(1.085)	368979	17.2487	345.0	
64 Fluoranthene	202	16.022	16.025	(1.138)	371738	16.9657	339.3	
65 Pyrene	202	16.358	16.361	(0.892)	370073	16.4148	328.3	
\$ 66 Terphenyl-d14	244	16.727	16.730	(0.913)	237371	16.3307	326.6	
67 Butylbenzylphthalate	149	17.646	17.649	(0.963)	153418	16.8501	337.0	
68 Benzo(a)anthracene	228	18.308	18.311	(0.999)	314632	15.6644	313.3	
* 69 Chrysene-d12	240	18.329	18.338	(1.000)	272139	20.0000	313.3	
70 3,3'-Dichlorobenzidine	252	18.361	18.364	(1.002)	161120	21.8815	437.6	
71 Chrysene	228	18.367	18.375	(1.002)	315501	16.4047	328.1	
72 bis(2-Ethylhexyl)phthalate	149	18.671	18.674	(0.953)	214686	17.2499	345.0	
* 134 Di-n-octylphthalate-d4	153	19.601	19.603	(1.000)	401277	20.0000	318.7	
73 Di-n-octylphthalate	149	19.606	19.609	(1.000)	344656	15.9340	318.7	
74 Benzo(b)fluoranthene	252	19.942	19.945	(0.975)	335024	16.5673	331.3	
75 Benzo(k)fluoranthene	252	19.969	19.977	(0.976)	349327	16.8186	336.4	
76 Benzo(a)pyrene	252	20.370	20.378	(0.996)	268636	14.6751	293.5	
* 77 Perylene-d12	264	20.450	20.453	(1.000)	279055	20.0000	357.2	
78 Indeno(1,2,3-cd)pyrene	276	21.796	21.799	(1.066)	435814	17.8593	357.2	
79 Dibenzo(a,h)anthracene	278	21.828	21.831	(1.067)	342600	18.4924	369.8	
80 Benzo(g,h,i)perylene	276	22.079	22.087	(1.080)	386658	18.1302	362.6	
90 N-Nitrosodimethylamine	74	1.959	1.930	(0.286)	99768	14.0125	280.2	
91 Aniline	93	6.403	6.406	(0.935)	129806	7.61631	152.3	
93 Benzidine	184	Compound Not Detected.						
103 Pyridine	79	1.954	1.914	(0.285)	131494	10.7665	215.3	
105 1-methylnaphthalene	141	10.232	10.235	(1.148)	181641	15.1677	303.4	
111 Azobenzene (1,2-DP-Hydrazine)	77	12.908	12.911	(1.099)	353730	15.2496	305.0	

Analytical Resources, Inc.

INTERNAL STANDARD COMPOUNDS
 AREA AND RT SUMMARY

Instrument ID: nt6.i
 Lab File ID: pb35sb.d
 Lab Smp Id: PB35LCSS1
 Analysis Type: SV
 Quant Type: ISTD
 Operator: LJR/VTS
 Method File: /chem1/nt6.i/20090615.b/SW846.m
 Misc Info: 09-12733

Calibration Date: 15-JUN-2009
 Calibration Time: 14:39
 Client Smp ID: PB35LCSS1
 Level: LOW
 Sample Type: Solid

Test Mode:
 Use Initial Calibration Level 4.

COMPOUND	STANDARD	AREA LIMIT		SAMPLE	%DIFF
		LOWER	UPPER		
8 1,4-Dichlorobenze	112389	56194	224778	112380	-0.01
27 Naphthalene-d8	384492	192246	768984	386151	0.43
42 Acenaphthene-d10	217478	108739	434956	218272	0.37
59 Phenanthrene-d10	336594	168297	673188	338128	0.46
69 Chrysene-d12	247160	123580	494320	272139	10.11
134 Di-n-octylphthala	347036	173518	694072	401277	15.63
77 Perylene-d12	232938	116469	465876	279055	19.80

COMPOUND	STANDARD	RT LIMIT		SAMPLE	%DIFF
		LOWER	UPPER		
8 1,4-Dichlorobenze	6.85	6.35	7.35	6.85	-0.04
27 Naphthalene-d8	8.92	8.42	9.42	8.91	-0.03
42 Acenaphthene-d10	11.75	11.25	12.25	11.75	0.02
59 Phenanthrene-d10	14.08	13.58	14.58	14.08	-0.02
69 Chrysene-d12	18.34	17.84	18.84	18.33	-0.05
134 Di-n-octylphthala	19.60	19.10	20.10	19.60	-0.01
77 Perylene-d12	20.45	19.95	20.95	20.45	-0.01

AREA UPPER LIMIT = +100% of internal standard area.
 AREA LOWER LIMIT = - 50% of internal standard area.
 RT UPPER LIMIT = + 0.50 minutes of internal standard RT.
 RT LOWER LIMIT = - 0.50 minutes of internal standard RT.

Analytical Resources, Inc.

RECOVERY REPORT

Client Name: ESC Client SDG: PB35
 Sample Matrix: SOLID Fraction: SV
 Lab Smp Id: PB35LCSS1 Client Smp ID: PB35LCSS1
 Level: LOW Operator: LJR/VTS
 Data Type: MS DATA SampleType: LCS
 SpikeList File: PSDDALCS.spk Quant Type: ISTD
 Sublist File: PSDDAMBLCS.sub
 Method File: /chem1/nt6.i/20090615.b/SW846.m
 Misc Info: 09-12733

SPIKE COMPOUND	CONC ADDED ug/kg	CONC RECOVERED ug/kg	% RECOVERED	LIMITS
3 Phenol	500.0	296.5	59.30	31-102
4 Bis(2-Chloroethyl)	500.0	278.7	55.74	30-100
6 2-Chlorophenol	500.0	272.8	54.55	36-100
7 1,3-Dichlorobenzen	500.0	260.6	52.12	32-100
9 1,4-Dichlorobenzen	500.0	265.0	52.99	33-100
11 Benzyl alcohol	1000	537.3	53.73	10-100
12 1,2-Dichlorobenzen	500.0	264.9	52.97	34-100
13 2-Methylphenol	500.0	276.3	55.25	34-100
14 2,2'-oxybis(1-Chlo	500.0	268.6	53.72	29-100
15 4-Methylphenol	1000	587.7	58.77	39-100
16 N-Nitroso-di-n-pro	500.0	259.8	51.95	32-100
17 Hexachloroethane	500.0	258.9	51.78	29-100
19 Nitrobenzene	500.0	270.2	54.05	28-100
20 Isophorone	500.0	293.1	58.61	46-100
21 2-Nitrophenol	500.0	281.3	56.26	37-100
22 2,4-Dimethylphenol	500.0	223.9	44.78	19-100
23 Bis(2-Chloroethoxy	500.0	286.4	57.29	38-100
24 Benzoic acid	1500	980.1	65.34	21-123
25 2,4-Dichlorophenol	500.0	310.4	62.09	39-100
26 1,2,4-Trichloroben	500.0	264.5	52.90	36-100
28 Naphthalene	500.0	274.7	54.93	37-100
29 4-Chloroaniline	1200	237.0	19.75	10-100
30 Hexachlorobutadien	500.0	275.0	55.00	33-100
31 4-Chloro-3-methylp	500.0	307.5	61.50	42-102
32 2-Methylnaphthalen	500.0	277.3	55.46	41-100
33 Hexachlorocyclop	1500	623.8	41.59	15-104
34 2,4,6-Trichlorophe	500.0	307.2	61.44	42-100
35 2,4,5-Trichlorophe	500.0	317.9	63.58	43-100
37 2-Chloronaphthalen	500.0	279.9	55.97	36-100
38 2-Nitroaniline	500.0	324.7	64.94	41-100
39 Dimethylphthalate	500.0	298.6	59.71	48-100
40 Acenaphthylene	500.0	300.5	60.10	42-100
41 2,6-Dinitrotoluene	500.0	313.5	62.71	44-106

OK

SPIKE COMPOUND	CONC ADDED ug/kg	CONC RECOVERED ug/kg	% RECOVERED	LIMITS
43 3-Nitroaniline	1280	539.1	42.12	15-108
44 Acenaphthene	500.0	280.8	56.16	38-100
45 2,4-Dinitrophenol	1500	1218	81.17	20-140
46 Dibenzofuran	500.0	294.8	58.96	45-100
47 4-Nitrophenol	500.0	291.8	58.37	21-108
48 2,4-Dinitrotoluene	500.0	322.9	64.58	48-111
49 Fluorene	500.0	301.7	60.35	45-100
50 Diethylphthalate	500.0	365.8	73.16	48-102
51 4-Chlorophenyl-phe	500.0	298.2	59.65	45-100
52 4-Nitroaniline	500.0	233.4	46.67	25-100
53 4,6-Dinitro-2-meth	1500	1158	77.21	23-115
54 N-Nitrosodiphenyla	500.0	315.2	63.04	50-128
56 4-Bromophenyl-phen	500.0	321.8	64.37	45-100
57 Hexachlorobenzene	500.0	308.2	61.65	44-101
58 Pentachlorophenol	500.0	327.1	65.42	35-105
60 Phenanthrene	500.0	322.2	64.43	45-100
61 Anthracene	500.0	294.7	58.93	43-100
62 Carbazole	500.0	338.6	67.72	51-106
63 Di-n-butylphthalat	500.0	345.0	68.99	51-109
64 Fluoranthene	500.0	339.3	67.86	52-107
65 Pyrene	500.0	328.3	65.66	41-113
67 Butylbenzylphthala	500.0	337.0	67.40	40-118
68 Benzo(a)anthracene	500.0	313.3	62.66	44-106
70 3,3'-Dichlorobenzi	1280	437.6	34.19	10-100
71 Chrysene	500.0	328.1	65.62	48-102
72 bis(2-Ethylhexyl)p	500.0	345.0	69.00	38-125
73 Di-n-octylphthalat	500.0	318.7	63.74	29-116
74 Benzo(b)fluoranthene	500.0	331.3	66.27	49-112
75 Benzo(k)fluoranthene	500.0	336.4	67.27	48-116
76 Benzo(a)pyrene	500.0	293.5	58.70	41-100
78 Indeno(1,2,3-cd)py	500.0	357.2	71.44	29-117
79 Dibenzo(a,h)anthra	500.0	369.8	73.97	34-117
80 Benzo(g,h,i)perylene	500.0	362.6	72.52	24-122
91 Aniline	1220	152.3	12.49	10-100
111 Azobenzene (1,2-DP	500.0	305.0	61.00	44-101
90 N-Nitrosodimethyla	500.0	280.2	56.05	25-100
105 1-methylnaphthalen	500.0	303.4	60.67	40-100
103 Pyridine	500.0	215.3	43.07	10-100

OK

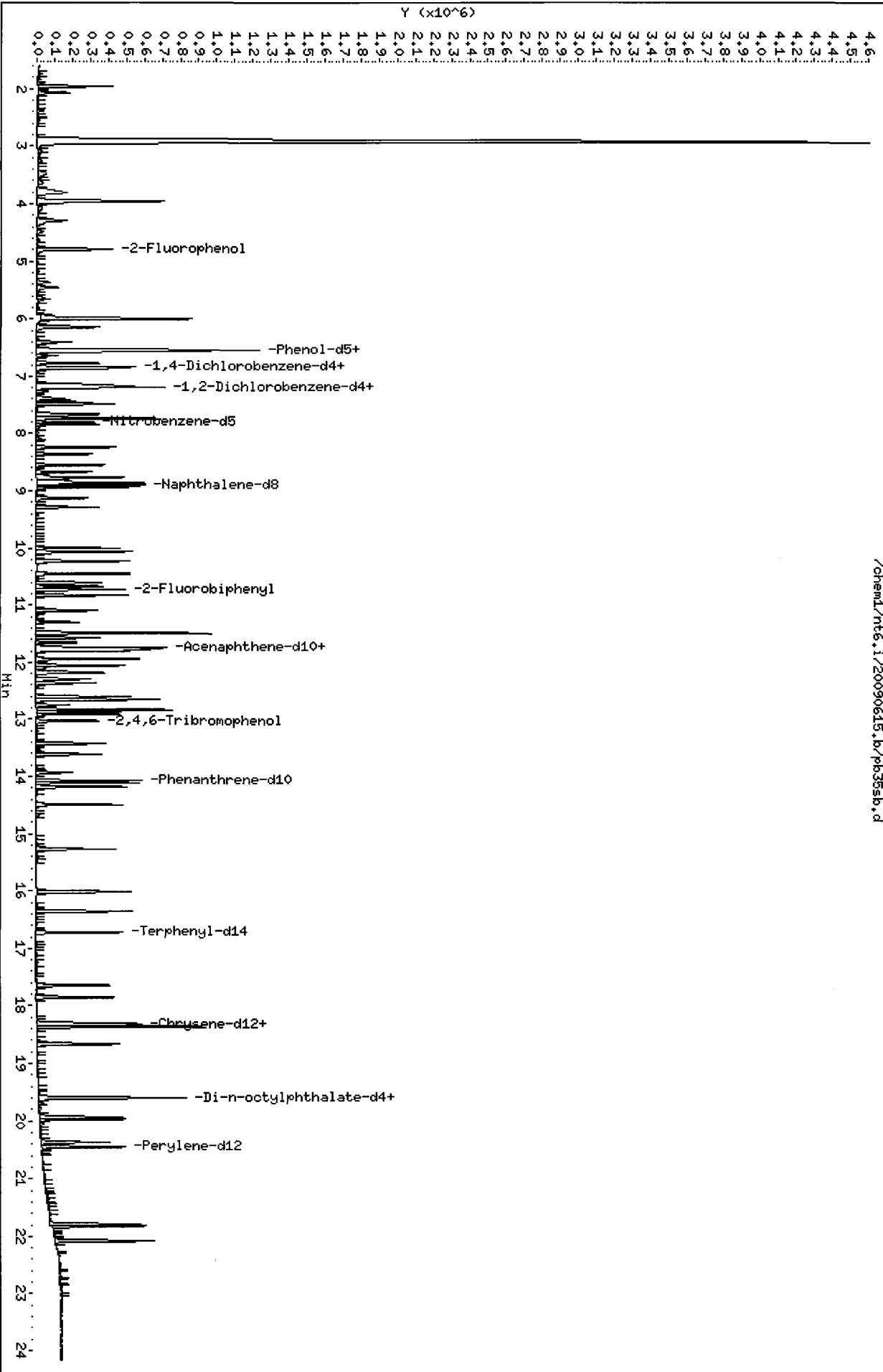
SURROGATE COMPOUND	CONC ADDED ug/kg	CONC RECOVERED ug/kg	% RECOVERED	LIMITS
\$ 1 2-Fluorophenol	750.0	414.8	55.31	26-100
\$ 2 Phenol-d5	750.0	441.3	58.84	10-100

SURROGATE COMPOUND	CONC ADDED ug/kg	CONC RECOVERED ug/kg	% RECOVERED	LIMITS
\$ 5 2-Chlorophenol-d4	750.0	418.6	55.82	39-100
\$ 10 1,2-Dichlorobenzen	500.0	267.0	53.39	32-100
\$ 18 Nitrobenzene-d5	500.0	272.8	54.56	34-100
\$ 36 2-Fluorobiphenyl	500.0	285.3	57.05	39-100
\$ 55 2,4,6-Tribromophen	750.0	467.1	62.28	43-108
\$ 66 Terphenyl-d14	500.0	326.6	65.32	39-105

Data File: /chem1/nt6.i/20090615.b/pb355b.d
Date: 15-JUN-2009 15:44
Client ID: PB35LCSS1
Sample Info: PB35LCSS1
Volume Injected (uL): 1.0
Column phase: ZB-5


Instrument: nt6.i
Operator: LJR/VTS
Column diameter: 0.32

/chem1/nt6.i/20090615.b/pb355b.d



ORGANICS ANALYSIS DATA SHEET
PSDDA Semivolatiles by SW8270D GC/MS
 Page 1 of 1

Sample ID: 3SED12-B
MATRIX SPIKE

Lab Sample ID: PB35Q
 LIMS ID: 09-12733
 Matrix: Sediment
 Data Release Authorized: 
 Reported: 06/17/09

QC Report No: PB35-ENVIRONMENTAL SCIENCE CORP.
 Project: JELD-WEN NORD DOOR
 NA
 Date Sampled: 06/03/09
 Date Received: 06/03/09

Date Extracted: 06/08/09
 Date Analyzed: 06/15/09 21:44
 Instrument/Analyst: NT6/LJR
 GPC Cleanup: Yes

Sample Amount: 25.4 g-dry-wt
 Final Extract Volume: 0.5 mL
 Dilution Factor: 1.00
 Percent Moisture: 40.3%

CAS Number	Analyte	RL	Result
108-95-2	Phenol	20	---
541-73-1	1,3-Dichlorobenzene	20	---
106-46-7	1,4-Dichlorobenzene	20	---
100-51-6	Benzyl Alcohol	20	---
95-50-1	1,2-Dichlorobenzene	20	---
95-48-7	2-Methylphenol	20	---
106-44-5	4-Methylphenol	20	---
67-72-1	Hexachloroethane	20	---
105-67-9	2,4-Dimethylphenol	20	---
65-85-0	Benzoic Acid	200	---
120-82-1	1,2,4-Trichlorobenzene	20	---
91-20-3	Naphthalene	20	---
87-68-3	Hexachlorobutadiene	20	---
91-57-6	2-Methylnaphthalene	20	---
131-11-3	Dimethylphthalate	20	---
208-96-8	Acenaphthylene	20	---
83-32-9	Acenaphthene	20	---
132-64-9	Dibenzofuran	20	---
84-66-2	Diethylphthalate	20	---
86-73-7	Fluorene	20	---
86-30-6	N-Nitrosodiphenylamine	20	---
118-74-1	Hexachlorobenzene	20	---
87-86-5	Pentachlorophenol	99	---
85-01-8	Phenanthrene	20	---
120-12-7	Anthracene	20	---
84-74-2	Di-n-Butylphthalate	20	---
206-44-0	Fluoranthene	20	---
129-00-0	Pyrene	20	---
85-68-7	Butylbenzylphthalate	20	---
56-55-3	Benzo(a)anthracene	20	---
117-81-7	bis(2-Ethylhexyl)phthalate	20	---
218-01-9	Chrysene	20	---
117-84-0	Di-n-Octyl phthalate	20	---
205-99-2	Benzo(b)fluoranthene	20	---
207-08-9	Benzo(k)fluoranthene	20	---
50-32-8	Benzo(a)pyrene	20	---
193-39-5	Indeno(1,2,3-cd)pyrene	20	---
53-70-3	Dibenz(a,h)anthracene	20	---
191-24-2	Benzo(g,h,i)perylene	20	---
90-12-0	1-Methylnaphthalene	20	---

Reported in $\mu\text{g}/\text{kg}$ (ppb)

Semivolatile Surrogate Recovery

d5-Nitrobenzene	56.8%	2-Fluorobiphenyl	62.0%
d14-p-Terphenyl	56.8%	d4-1,2-Dichlorobenzene	54.0%
d5-Phenol	62.9%	2-Fluorophenol	56.8%
2,4,6-Tribromophenol	72.3%	d4-2-Chlorophenol	59.2%

Analytical Resources, Inc.

Semivolatiles Report SW846 Method 8270D

Data file : /chem1/nt6.i/20090615.b/pb35qms.d
 Lab Smp Id: PB35QMS Client Smp ID: 3SED12-B MS
 Inj Date : 15-JUN-2009 21:44
 Operator : LJRVTS Inst ID: nt6.i
 Smp Info : PB35QMS
 Misc Info : 09-12733
 Comment : 1ul Injection
 Method : /chem1/nt6.i/20090615.b/SW846.m
 Meth Date : 16-Jun-2009 10:41 jeff Quant Type: ISTD
 Cal Date : 11-JUN-2009 14:21 Cal File: 0050611a.d
 Als bottle: 14 QC Sample: MS
 Dil Factor: 1.00000
 Integrator: HP RTE Compound Sublist: PSDDA.sub
 Target Version: 3.50

LJK
6/16/09

Concentration Formula: Amt * DF * Vt / (Ws * (100 - M) / 100) * CpndVariable

Name	Value	Description
DF	1.00000	Dilution Factor
Vt	500.00000	Volume of final extract (uL)
Ws	42.50000	Weight of sample extracted (g)
M	40.30000	% Moisture

Cpnd Variable

Local Compound Variable

Compounds	QUANT SIG	RT	EXP RT	REL RT	RESPONSE	CONCENTRATIONS	
						ON-COLUMN (ug/mL)	FINAL (ug/kg)
\$ 1 2-Fluorophenol	112	4.809	4.782	(0.702)	169017	21.3169	420.1
\$ 2 Phenol-d5	99	6.582	6.534	(0.960)	250875	23.5622	464.3
3 Phenol	94	6.609	6.550	(0.964)	165424	14.3851	283.5
\$ 5 2-Chlorophenol-d4	132	6.566	6.555	(0.958)	144307	22.2418	438.3
4 Bis(2-Chloroethyl) ether	93	6.561	6.555	(0.957)	131781	15.1813	299.2
6 2-Chlorophenol	128	6.593	6.582	(0.962)	106764	14.6983	289.7
7 1,3-Dichlorobenzene	146	6.780	6.780	(0.989)	106932	13.5219	266.5
* 8 1,4-Dichlorobenzene-d4	152	6.854	6.849	(1.000)	96172	20.0000	268.6
9 1,4-Dichlorobenzene	146	6.876	6.870	(1.003)	107931	13.6293	268.6
\$ 10 1,2-Dichlorobenzene-d4	152	7.154	7.148	(1.044)	64694	13.5092	266.2
12 1,2-Dichlorobenzene	146	7.175	7.169	(1.047)	105240	13.5369	266.8
11 Benzyl alcohol	108	7.207	7.196	(1.051)	150974	28.0442	552.6
14 2,2'-oxybis(1-Chloropropane)	45	7.463	7.458	(1.089)	282528	26.2733	517.8(R)
13 2-Methylphenol	108	7.506	7.490	(1.095)	109947	14.5992	287.7
17 Hexachloroethane	117	7.661	7.661	(1.118)	46206	12.6225	248.7

Compounds	QUANT SIG				RESPONSE	CONCENTRATIONS	
	MASS	RT	EXP RT	REL RT		ON-COLUMN (ug/mL)	FINAL (ug/kg)
16 N-Nitroso-di-n-propylamine	70	7.688	7.682	(1.122)	102512	14.3597	283.0 (M)
15 4-Methylphenol	108	7.752	7.730	(1.131)	245312	31.8676	628.0
\$ 18 Nitrobenzene-d5	82	7.816	7.810	(0.877)	141242	14.1660	279.2
19 Nitrobenzene	77	7.843	7.837	(0.880)	148393	14.3378	282.5
20 Isophorone	82	8.254	8.238	(0.926)	265148	15.3185	301.9
21 2-Nitrophenol	139	8.366	8.366	(0.938)	55950	14.8401	292.4
22 2,4-Dimethylphenol	107	8.558	8.558	(0.960)	124259	15.0577	296.7
23 Bis(2-Chloroethoxy)methane	93	8.676	8.676	(0.973)	143213	15.0189	296.0
24 Benzoic acid	105	8.863	8.879	(0.994)	173042	33.5556	661.3 (MH)
25 2,4-Dichlorophenol	162	8.783	8.777	(0.985)	89263	16.6113	327.3
26 1,2,4-Trichlorobenzene	180	8.873	8.873	(0.995)	91087	13.9578	275.1
* 27 Naphthalene-d8	136	8.916	8.916	(1.000)	324649	20.0000	
28 Naphthalene	128	8.948	8.948	(1.004)	281430	14.5822	287.4
29 4-Chloroaniline	127	9.156	9.130	(1.027)	21803	2.62044	51.64 (RM)
30 Hexachlorobutadiene	225	9.290	9.290	(1.042)	55241	15.1320	298.2
31 4-Chloro-3-methylphenol	107	10.011	10.000	(1.123)	114685	16.8546	332.1
32 2-Methylnaphthalene	141	10.070	10.070	(1.129)	156700	14.9049	293.7
33 Hexachlorocyclopentadiene	237	10.454	10.454	(0.890)	82683	24.0954	474.8
34 2,4,6-Trichlorophenol	196	10.615	10.614	(0.903)	65864	17.0741	336.5
35 2,4,5-Trichlorophenol	196	10.684	10.673	(0.909)	69633	17.6111	347.1
\$ 36 2-Fluorobiphenyl	172	10.732	10.732	(0.913)	207629	15.4626	304.7
37 2-Chloronaphthalene	162	10.834	10.833	(0.922)	181353	15.0706	297.0
38 2-Nitroaniline	65	11.101	11.095	(0.945)	89306	17.8427	351.6
39 Dimethylphthalate	163	11.501	11.496	(0.979)	224579	17.0285	335.6
40 Acenaphthylene	152	11.496	11.496	(0.978)	297003	16.5301	325.7
41 2,6-Dinitrotoluene	165	11.581	11.576	(0.985)	49096	17.1231	337.4
* 42 Acenaphthene-d10	164	11.752	11.747	(1.000)	180778	20.0000	
43 3-Nitroaniline	138	11.779	11.773	(1.002)	49775	15.2043	299.6
44 Acenaphthene	153	11.800	11.800	(1.004)	178328	15.7262	309.9
45 2,4-Dinitrophenol	184	11.950	11.950	(1.017)	92937	63.4523	1250
46 Dibenzofuran	168	12.062	12.062	(1.026)	263934	16.1090	317.4
47 4-Nitrophenol	109	12.180	12.169	(1.036)	43208	20.6976	407.9
48 2,4-Dinitrotoluene	165	12.196	12.190	(1.038)	68501	18.4230	363.1
50 Diethylphthalate	149	12.650	12.649	(1.076)	223133	18.5876	366.3
49 Fluorene	166	12.612	12.607	(1.073)	228877	17.0781	336.5
51 4-Chlorophenyl-phenylether	204	12.666	12.665	(1.078)	109340	16.5304	325.8
52 4-Nitroaniline	138	12.756	12.756	(1.085)	32216	11.0742	218.2
53 4,6-Dinitro-2-methylphenol	198	12.842	12.836	(0.912)	140521	63.8531	1258
54 N-Nitrosodiphenylamine	169	12.885	12.884	(0.915)	157252	17.2473	339.9
\$ 55 2,4,6-Tribromophenol	330	13.034	13.034	(1.109)	46788	27.1438	534.9
56 4-Bromophenyl-phenylether	248	13.435	13.429	(0.954)	64072	17.2400	339.7
57 Hexachlorobenzene	284	13.622	13.621	(0.967)	64186	16.9216	333.5
58 Pentachlorophenol	266	13.942	13.942	(0.990)	36654	21.1599	417.0
* 59 Phenanthrene-d10	188	14.086	14.081	(1.000)	292231	20.0000	
60 Phenanthrene	178	14.124	14.118	(1.003)	343743	18.5321	365.2
61 Anthracene	178	14.193	14.188	(1.008)	315156	16.7596	330.3
62 Carbazole	167	14.508	14.503	(1.030)	311583	20.1636	397.4

Compounds	QUANT SIG				RESPONSE	CONCENTRATIONS		
	MASS	RT	EXP RT	REL RT		ON-COLUMN (ug/mL)	FINAL (ug/kg)	
-----	====	==	=====	=====	=====	=====	=====	
63 Di-n-butylphthalate	149	15.283	15.277	(1.085)	357477	19.3356	381.0	
64 Fluoranthene	202	16.030	16.025	(1.138)	438371	23.1489	456.2	
65 Pyrene	202	16.372	16.361	(0.892)	458487	16.2439	320.1	
\$ 66 Terphenyl-d14	244	16.735	16.730	(0.912)	257539	14.1525	278.9	
67 Butylbenzylphthalate	149	17.654	17.649	(0.962)	180907	15.8707	312.8	
68 Benzo(a)anthracene	228	18.322	18.311	(0.999)	454386	18.0697	356.1	
* 69 Chrysene-d12	240	18.348	18.338	(1.000)	340703	20.0000	196.6	
70 3,3'-Dichlorobenzidine	252	18.370	18.364	(1.001)	91984	9.97828	381.6	
71 Chrysene	228	18.386	18.375	(1.002)	466217	19.3629	381.6	
72 bis(2-Ethylhexyl)phthalate	149	18.674	18.674	(0.953)	269093	17.8261	351.3	
* 134 Di-n-octylphthalate-d4	153	19.604	19.603	(1.000)	486713	20.0000	354.6	
73 Di-n-octylphthalate	149	19.614	19.609	(1.001)	472049	17.9928	408.6	
74 Benzo(b)fluoranthene	252	19.956	19.945	(0.975)	524293	20.7345	365.0	
75 Benzo(k)fluoranthene	252	19.988	19.977	(0.977)	481046	18.5220	341.3	
76 Benzo(a)pyrene	252	20.389	20.378	(0.996)	396414	17.3185	326.8	
* 77 Perylene-d12	264	20.463	20.453	(1.000)	348937	20.0000	345.4	
78 Indeno(1,2,3-cd)pyrene	276	21.815	21.799	(1.066)	506027	16.5837	295.3	
79 Dibenzo(a,h)anthracene	278	21.841	21.831	(1.067)	405982	17.5249	288.5	
80 Benzo(g,h,i)perylene	276	22.098	22.087	(1.080)	399663	14.9869	178.1	
90 N-Nitrosodimethylamine	74	1.967	1.930	(0.287)	89192	14.6383	197.7	
91 Aniline	93	6.561	6.406	(0.957)	131781	9.03531	309.1	
93 Benzidine	184	Compound Not Detected.						333.6
103 Pyridine	79	1.957	1.914	(0.285)	104837	10.0305		
105 1-methylnaphthalene	141	10.235	10.235	(1.148)	157943	15.6874		
111 Azobenzene (1,2-DP-Hydrazine)	77	12.911	12.911	(1.099)	325229	16.9289		

QC Flag Legend

- R - Spike/Surrogate failed recovery limits.
- M - Compound response manually integrated.
- H - Operator selected an alternate compound hit.

Analytical Resources, Inc.

INTERNAL STANDARD COMPOUNDS
 AREA AND RT SUMMARY

Instrument ID: nt6.i
 Lab File ID: pb35qms.d
 Lab Smp Id: PB35QMS
 Analysis Type: SV
 Quant Type: ISTD
 Operator: LJR/VTS
 Method File: /chem1/nt6.i/20090615.b/SW846.m
 Misc Info: 09-12733

Calibration Date: 15-JUN-2009
 Calibration Time: 14:39
 Client Smp ID: 3SED12-B MS
 Level: LOW
 Sample Type: Sediment

Test Mode: Use Initial Calibration Level 4.

COMPOUND	STANDARD	AREA LIMIT		SAMPLE	%DIFF
		LOWER	UPPER		
8 1,4-Dichlorobenze	112389	56194	224778	96172	-14.43
27 Naphthalene-d8	384492	192246	768984	324649	-15.56
42 Acenaphthene-d10	217478	108739	434956	180778	-16.88
59 Phenanthrene-d10	336594	168297	673188	292231	-13.18
69 Chrysene-d12	247160	123580	494320	340703	37.85
134 Di-n-octylphthala	347036	173518	694072	486713	40.25
77 Perylene-d12	232938	116469	465876	348937	49.80

COMPOUND	STANDARD	RT LIMIT		SAMPLE	%DIFF
		LOWER	UPPER		
8 1,4-Dichlorobenze	6.85	6.35	7.35	6.85	0.08
27 Naphthalene-d8	8.92	8.42	9.42	8.92	0.00
42 Acenaphthene-d10	11.75	11.25	12.25	11.75	0.05
59 Phenanthrene-d10	14.08	13.58	14.58	14.09	0.04
69 Chrysene-d12	18.34	17.84	18.84	18.35	0.06
134 Di-n-octylphthala	19.60	19.10	20.10	19.60	0.00
77 Perylene-d12	20.45	19.95	20.95	20.46	0.05

AREA UPPER LIMIT = +100% of internal standard area.
 AREA LOWER LIMIT = - 50% of internal standard area.
 RT UPPER LIMIT = + 0.50 minutes of internal standard RT.
 RT LOWER LIMIT = - 0.50 minutes of internal standard RT.

Analytical Resources, Inc.

RECOVERY REPORT

Client Name: ESC Client SDG: PB35
 Sample Matrix: SOLID Fraction: SV
 Lab Smp Id: PB35QMS Client Smp ID: 3SED12-B MS
 Level: LOW Operator: LJR/VTS
 Data Type: MS DATA SampleType: MS
 SpikeList File: PSDDALCS.spk Quant Type: ISTD
 Sublist File: PSDDA.sub
 Method File: /chem1/nt6.i/20090615.b/SW846.m
 Misc Info: 09-12733

SPIKE COMPOUND	CONC ADDED ug/kg	CONC RECOVERED ug/kg	% RECOVERED	LIMITS
3 Phenol	492.7	283.5	57.54	31-102
4 Bis(2-Chloroethyl)	492.7	299.2	60.73	30-100
6 2-Chlorophenol	492.7	289.7	58.79	36-100
7 1,3-Dichlorobenzen	492.7	266.5	54.09	32-100
9 1,4-Dichlorobenzen	492.7	268.6	54.52	33-100
11 Benzyl alcohol	985.3	552.6	56.09	10-100
12 1,2-Dichlorobenzen	492.7	266.8	54.15	34-100
13 2-Methylphenol	492.7	287.7	58.40	34-100
14 2,2'-oxybis(1-Chlo	492.7	517.8	105.09*	29-100
15 4-Methylphenol	985.3	628.0	63.74	39-100
16 N-Nitroso-di-n-pro	492.7	283.0	57.44	32-100
17 Hexachloroethane	492.7	248.7	50.49	29-100
19 Nitrobenzene	492.7	282.5	57.35	28-100
20 Isophorone	492.7	301.9	61.27	46-100
21 2-Nitrophenol	492.7	292.4	59.36	37-100
22 2,4-Dimethylphenol	492.7	296.7	60.23	19-100
23 Bis(2-Chloroethoxy	492.7	296.0	60.08	38-100
24 Benzoic acid	1478	661.3	44.74	21-123
25 2,4-Dichlorophenol	492.7	327.3	66.45	39-100
26 1,2,4-Trichloroben	492.7	275.1	55.83	36-100
28 Naphthalene	492.7	287.4	58.33	37-100
29 4-Chloroaniline	1182	51.64	4.37*	10-100
30 Hexachlorobutadien	492.7	298.2	60.53	33-100
31 4-Chloro-3-methylp	492.7	332.1	67.42	42-102
32 2-Methylnaphthalen	492.7	293.7	59.62	41-100
33 Hexachlorocyclopen	1478	474.8	32.13	15-104
34 2,4,6-Trichlorophe	492.7	336.5	68.30	42-100
35 2,4,5-Trichlorophe	492.7	347.1	70.44	43-100
37 2-Chloronaphthalen	492.7	297.0	60.28	36-100
38 2-Nitroaniline	492.7	351.6	71.37	41-100
39 Dimethylphthalate	492.7	335.6	68.11	48-100
40 Acenaphthylene	492.7	325.7	66.12	42-100
41 2,6-Dinitrotoluene	492.7	337.4	68.49	44-106

OK

SPIKE COMPOUND	CONC ADDED ug/kg	CONC RECOVERED ug/kg	% RECOVERED	LIMITS
43 3-Nitroaniline	1261	299.6	23.76	15-108
44 Acenaphthene	492.7	309.9	62.90	38-100
45 2,4-Dinitrophenol	1478	1250	84.60	20-140
46 Dibenzofuran	492.7	317.4	64.44	45-100
47 4-Nitrophenol	492.7	407.9	82.79	21-108
48 2,4-Dinitrotoluene	492.7	363.1	73.69	48-111
49 Fluorene	492.7	336.5	68.31	45-100
50 Diethylphthalate	492.7	366.3	74.35	48-102
51 4-Chlorophenyl-phe	492.7	325.8	66.12	45-100
52 4-Nitroaniline	492.7	218.2	44.30	25-100
53 4,6-Dinitro-2-meth	1478	1258	85.14	23-115
54 N-Nitrosodiphenyla	492.7	339.9	68.99	50-128
56 4-Bromophenyl-phen	492.7	339.7	68.96	45-100
57 Hexachlorobenzene	492.7	333.5	67.69	44-101
58 Pentachlorophenol	492.7	417.0	84.64	35-105
60 Phenanthrene	492.7	365.2	74.13	45-100
61 Anthracene	492.7	330.3	67.04	43-100
62 Carbazole	492.7	397.4	80.65	51-106
63 Di-n-butylphthalat	492.7	381.0	77.34	51-109
64 Fluoranthene	492.7	456.2	92.60	52-107
65 Pyrene	492.7	320.1	64.98	41-113
67 Butylbenzylphthala	492.7	312.8	63.48	40-118
68 Benzo(a)anthracene	492.7	356.1	72.28	44-106
70 3,3'-Dichlorobenzi	1261	196.6	15.59	10-100
71 Chrysene	492.7	381.6	77.45	48-102
72 bis(2-Ethylhexyl)p	492.7	351.3	71.30	38-125
73 Di-n-octylphthalat	492.7	354.6	71.97	29-116
74 Benzo(b)fluoranthene	492.7	408.6	82.94	49-112
75 Benzo(k)fluoranthene	492.7	365.0	74.09	48-116
76 Benzo(a)pyrene	492.7	341.3	69.27	41-100
78 Indeno(1,2,3-cd)py	492.7	326.8	66.33	29-117
79 Dibenzo(a,h)anthra	492.7	345.4	70.10	34-117
80 Benzo(g,h,i)peryle	492.7	295.3	59.95	24-122
91 Aniline	1202	178.1	14.81	10-100
111 Azobenzene (1,2-DP	492.7	333.6	67.72	44-101
90 N-Nitrosodimethyla	492.7	288.5	58.55	25-100
105 1-methylnaphthalen	492.7	309.1	62.75	40-100
103 Pyridine	492.7	197.7	40.12	10-100

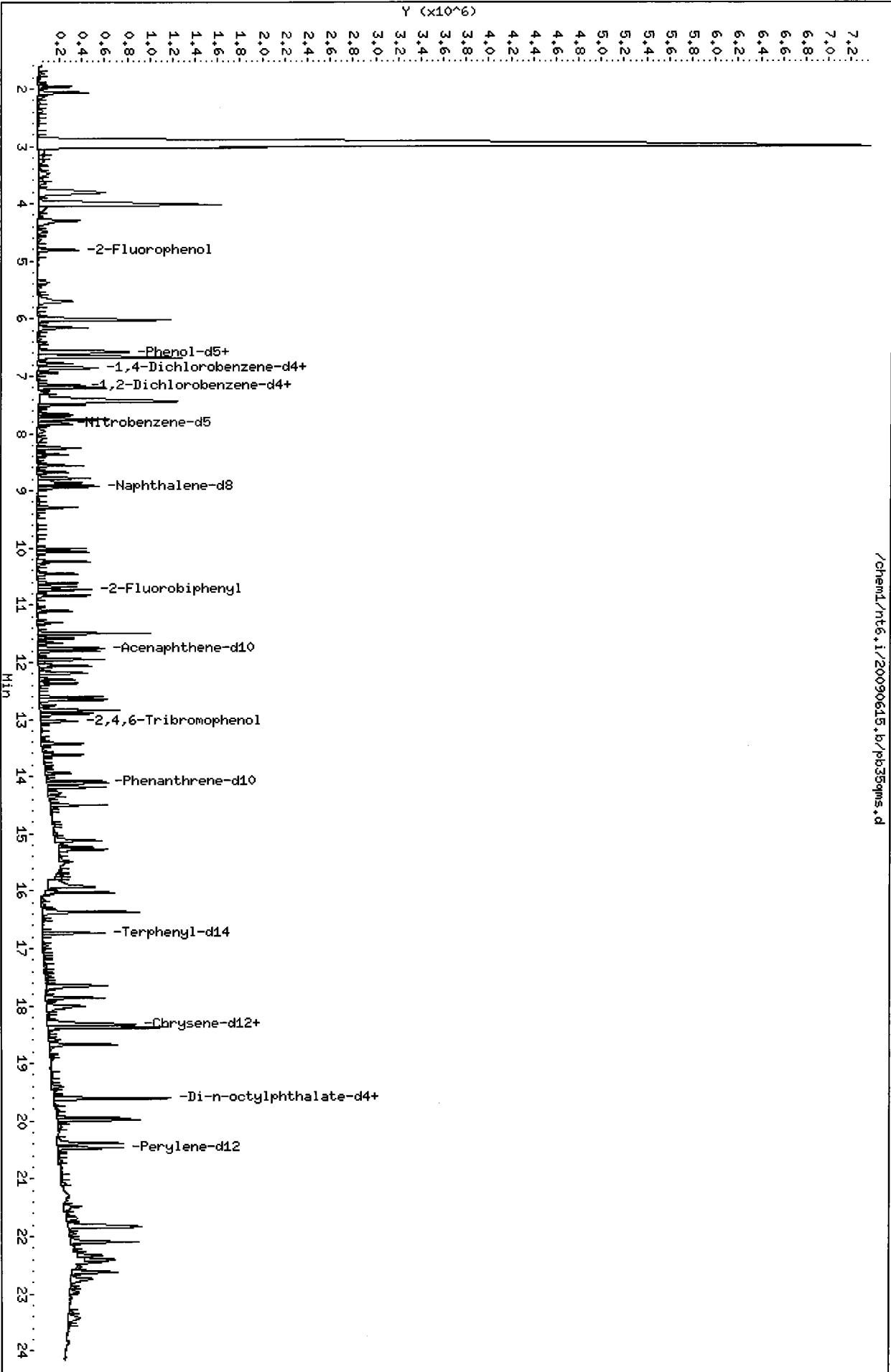
SURROGATE COMPOUND	CONC ADDED ug/kg	CONC RECOVERED ug/kg	% RECOVERED	LIMITS
\$ 1 2-Fluorophenol	739.0	420.1	56.85	21-100
\$ 2 Phenol-d5	739.0	464.3	62.83	10-100

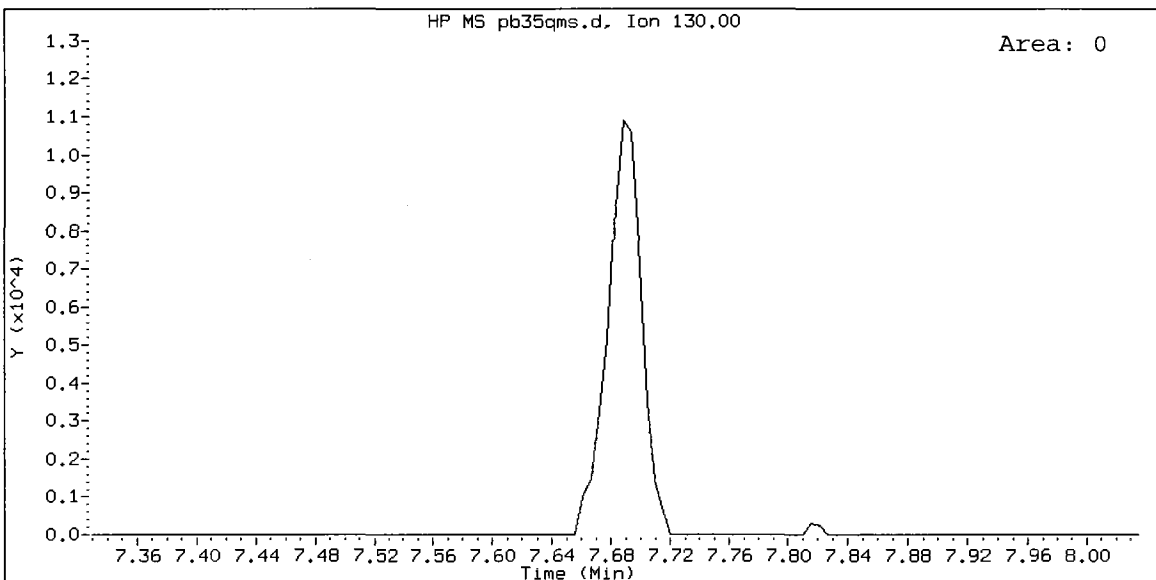
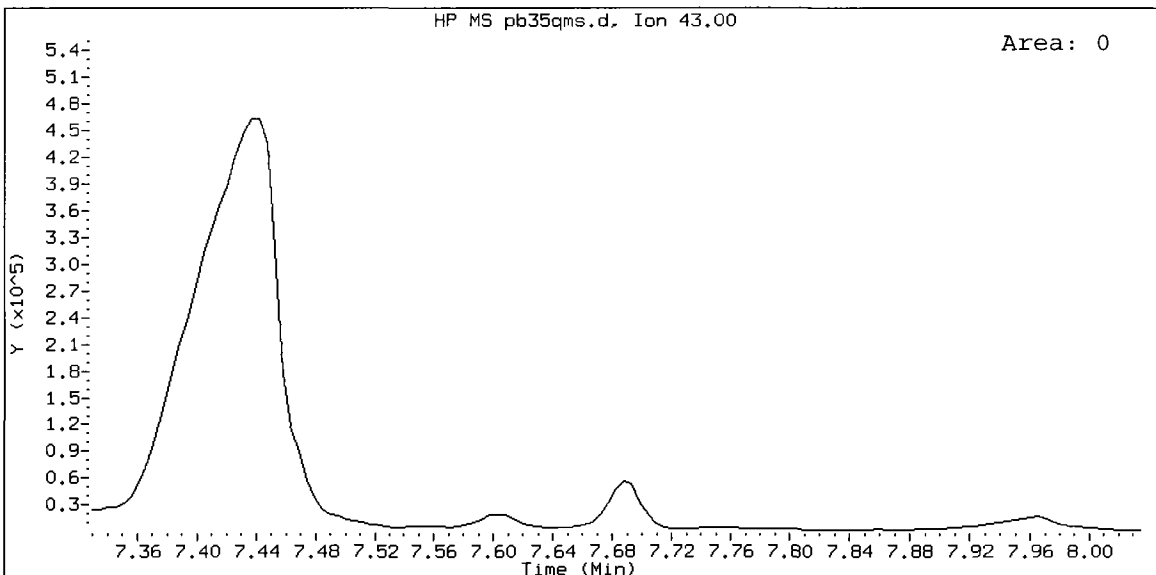
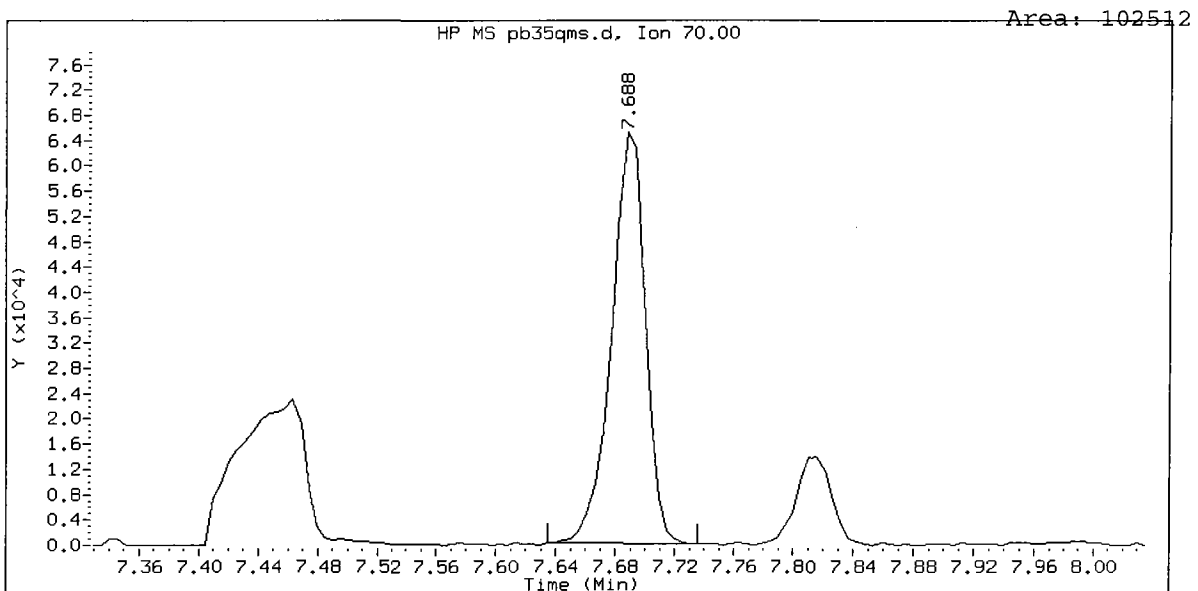
SURROGATE COMPOUND	CONC ADDED ug/kg	CONC RECOVERED ug/kg	% RECOVERED	LIMITS
\$ 5 2-Chlorophenol-d4	739.0	438.3	59.31	30-100
\$ 10 1,2-Dichlorobenzen	492.7	266.2	54.04	24-100
\$ 18 Nitrobenzene-d5	492.7	279.2	56.66	26-100
\$ 36 2-Fluorobiphenyl	492.7	304.7	61.85	32-100
\$ 55 2,4,6-Tribromophen	739.0	534.9	72.38	33-118
\$ 66 Terphenyl-d14	492.7	278.9	56.61	21-97

Data File: /chem1/nt6.1/20090615.b/pb35qms.d
Date: 15-JUN-2009 21:44
Client ID: 3SED12-B MS
Sample Info: PB35QMS
Volume Injected (uL): 1.0
Column phase: ZB-5

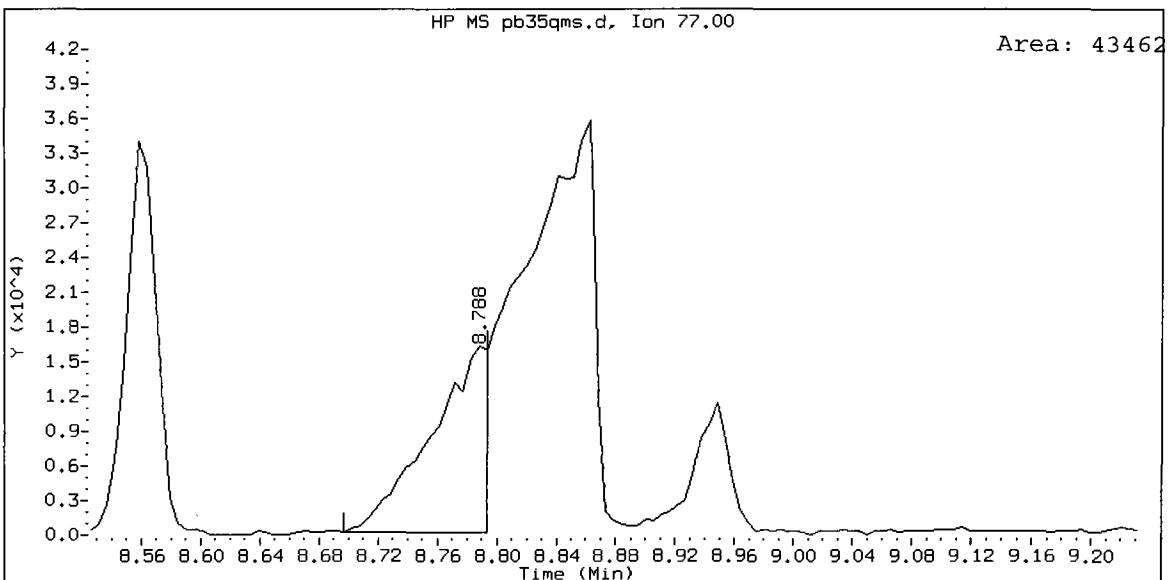
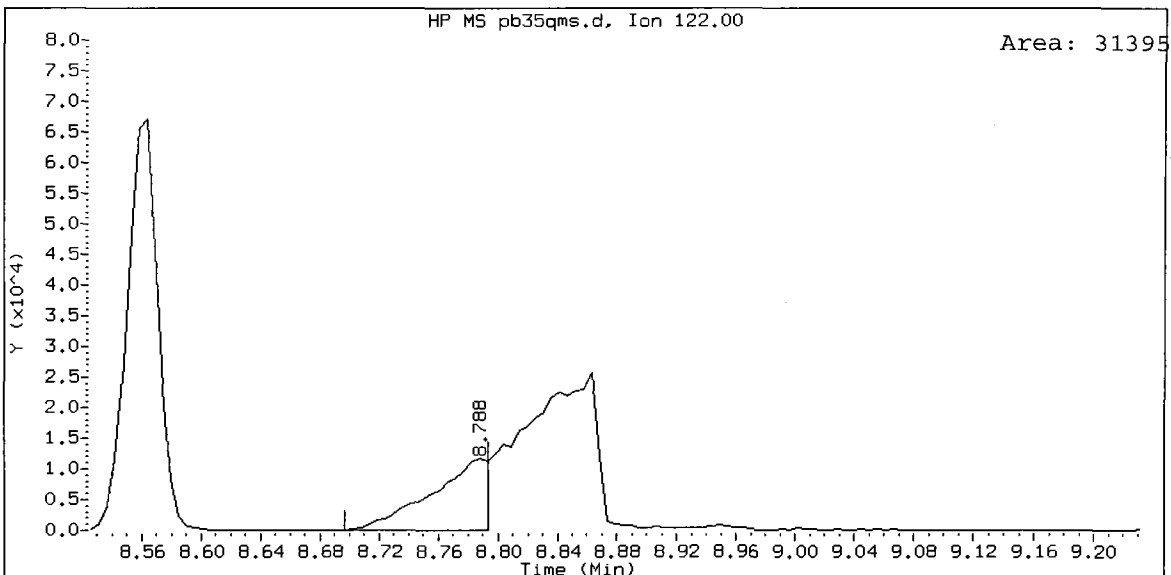
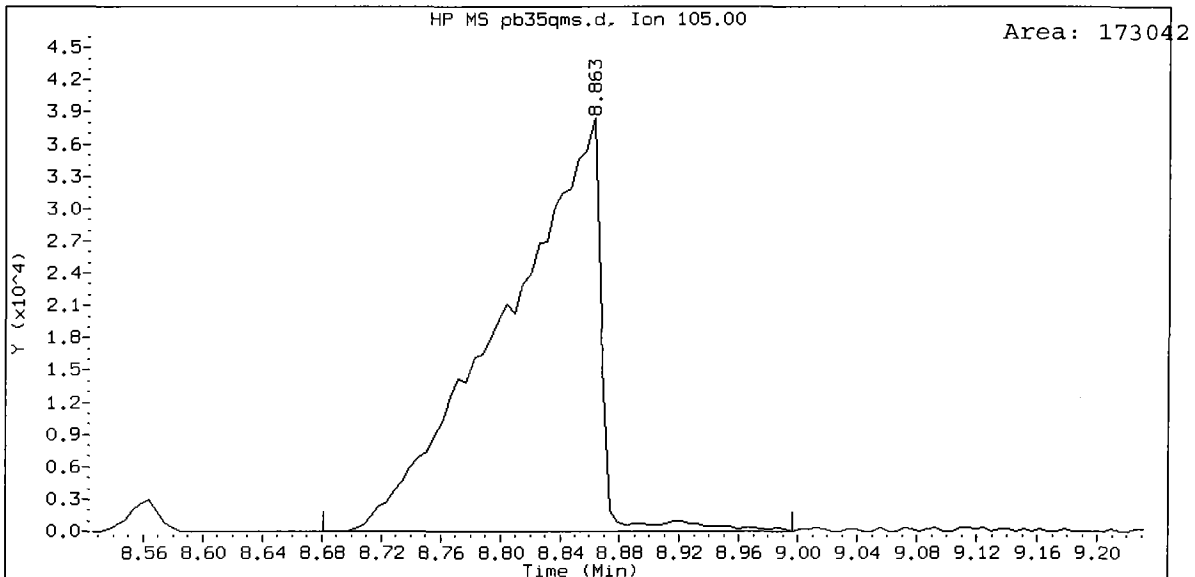
Instrument: nt6.1
Operator: LJR/VTS
Column diameter: 0.32

/chem1/nt6.1/20090615.b/pb35qms.d

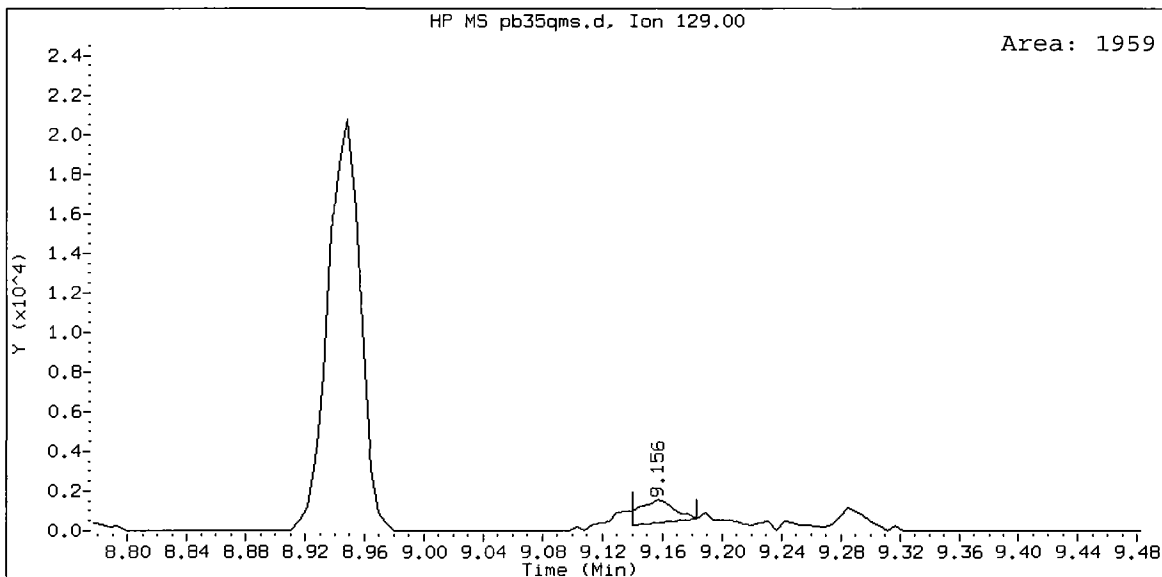
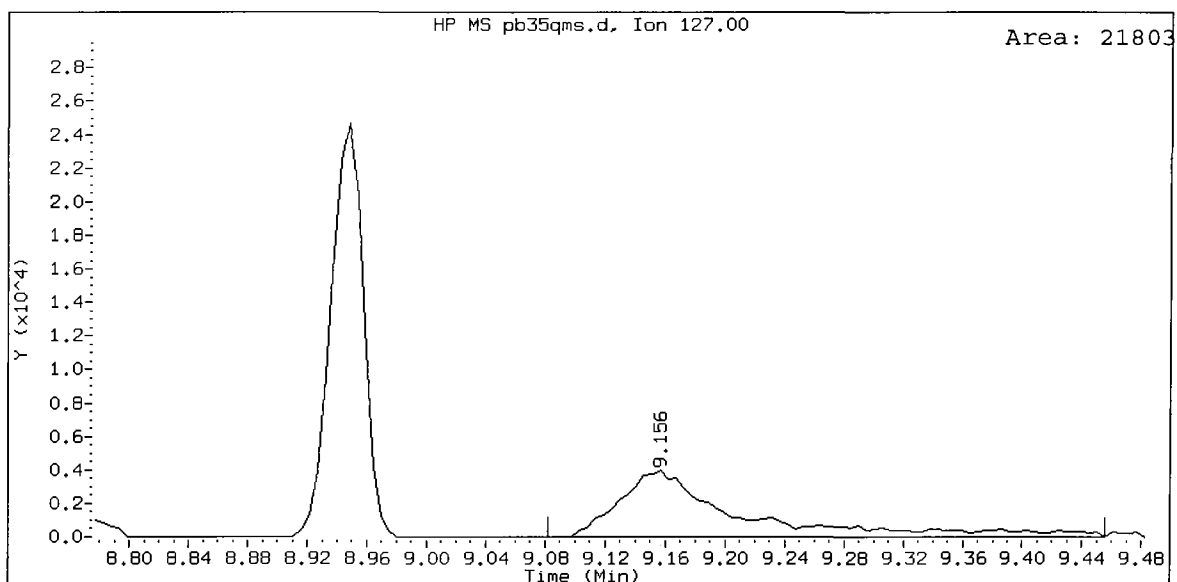




PB35QMS, /chem1/nt6.i/20090615.b/pb35qms.d
Benzoic acid Amount: 33.56



PB35QMS, /chem1/nt6.i/20090615.b/pb35qms.d
4-Chloroaniline Amount: 2.62



ORGANICS ANALYSIS DATA SHEET
PSDDA Semivolatiles by SW8270D GC/MS
 Page 1 of 1

Sample ID: 3SED12-B
MATRIX SPIKE DUPLICATE

Lab Sample ID: PB35Q
 LIMS ID: 09-12733
 Matrix: Sediment
 Data Release Authorized: *[Signature]*
 Reported: 06/17/09

QC Report No: PB35-ENVIRONMENTAL SCIENCE CORP.
 Project: JELD-WEN NORD DOOR
 NA
 Date Sampled: 06/03/09
 Date Received: 06/03/09

Date Extracted: 06/08/09
 Date Analyzed: 06/15/09 22:16
 Instrument/Analyst: NT6/LJR
 GPC Cleanup: Yes

Sample Amount: 25.2 g-dry-wt
 Final Extract Volume: 0.5 mL
 Dilution Factor: 1.00
 Percent Moisture: 40.3%

CAS Number	Analyte	RL	Result
108-95-2	Phenol	20	---
541-73-1	1,3-Dichlorobenzene	20	---
106-46-7	1,4-Dichlorobenzene	20	---
100-51-6	Benzyl Alcohol	20	---
95-50-1	1,2-Dichlorobenzene	20	---
95-48-7	2-Methylphenol	20	---
106-44-5	4-Methylphenol	20	---
67-72-1	Hexachloroethane	20	---
105-67-9	2,4-Dimethylphenol	20	---
65-85-0	Benzoic Acid	200	---
120-82-1	1,2,4-Trichlorobenzene	20	---
91-20-3	Naphthalene	20	---
87-68-3	Hexachlorobutadiene	20	---
91-57-6	2-Methylnaphthalene	20	---
131-11-3	Dimethylphthalate	20	---
208-96-8	Acenaphthylene	20	---
83-32-9	Acenaphthene	20	---
132-64-9	Dibenzofuran	20	---
84-66-2	Diethylphthalate	20	---
86-73-7	Fluorene	20	---
86-30-6	N-Nitrosodiphenylamine	20	---
118-74-1	Hexachlorobenzene	20	---
87-86-5	Pentachlorophenol	99	---
85-01-8	Phenanthrene	20	---
120-12-7	Anthracene	20	---
84-74-2	Di-n-Butylphthalate	20	---
206-44-0	Fluoranthene	20	---
129-00-0	Pyrene	20	---
85-68-7	Butylbenzylphthalate	20	---
56-55-3	Benzo(a)anthracene	20	---
117-81-7	bis(2-Ethylhexyl)phthalate	20	---
218-01-9	Chrysene	20	---
117-84-0	Di-n-Octyl phthalate	20	---
205-99-2	Benzo(b)fluoranthene	20	---
207-08-9	Benzo(k)fluoranthene	20	---
50-32-8	Benzo(a)pyrene	20	---
193-39-5	Indeno(1,2,3-cd)pyrene	20	---
53-70-3	Dibenz(a,h)anthracene	20	---
191-24-2	Benzo(g,h,i)perylene	20	---
90-12-0	1-Methylnaphthalene	20	---

Reported in µg/kg (ppb)

Semivolatile Surrogate Recovery

d5-Nitrobenzene	56.8%	2-Fluorobiphenyl	61.6%
d14-p-Terphenyl	54.4%	d4-1,2-Dichlorobenzene	50.8%
d5-Phenol	60.8%	2-Fluorophenol	55.5%
2,4,6-Tribromophenol	70.7%	d4-2-Chlorophenol	58.4%

Analytical Resources, Inc.

Semivolatiles Report SW846 Method 8270D
 Data file : /chem1/nt6.i/20090615.b/pb35qmd.d
 Lab Smp Id: PB35QMSD Client Smp ID: 3SED12-B MSD
 Inj Date : 15-JUN-2009 22:16
 Operator : LJRVTS Inst ID: nt6.i
 Smp Info : PB35QMSD
 Misc Info : 09-12733
 Comment : lul Injection
 Method : /chem1/nt6.i/20090615.b/SW846.m
 Meth Date : 16-Jun-2009 10:41 jeff Quant Type: ISTD
 Cal Date : 11-JUN-2009 14:21 Cal File: 0050611a.d
 Als bottle: 15 QC Sample: MSD
 Dil Factor: 1.00000
 Integrator: HP RTE Compound Sublist: PSDDA.sub
 Target Version: 3.50

LJR
6/16/09

Concentration Formula: Amt * DF * Vt / (Ws * (100 - M) / 100) * CpndVariable

Name	Value	Description
DF	1.00000	Dilution Factor
Vt	500.00000	Volume of final extract (uL)
Ws	42.20000	Weight of sample extracted (g)
M	40.30000	% Moisture

Cpnd Variable

Local Compound Variable

Compounds	QUANT SIG	MASS	RT	EXP RT	REL RT	RESPONSE	CONCENTRATIONS	
							ON-COLUMN (ug/mL)	FINAL (ug/kg)
\$ 1 2-Fluorophenol	112	4.809	4.782	(0.702)	164344	20.8467	413.7	
\$ 2 Phenol-d5	99	6.593	6.534	(0.962)	241237	22.7873	452.2	
3 Phenol	94	6.614	6.550	(0.965)	166940	14.6004	289.8	
\$ 5 2-Chlorophenol-d4	132	6.566	6.555	(0.958)	141367	21.9140	434.9	
4 Bis(2-Chloroethyl) ether	93	6.561	6.555	(0.957)	123606	14.3214	284.2	
6 2-Chlorophenol	128	6.593	6.582	(0.962)	108963	15.0874	299.4	
7 1,3-Dichlorobenzene	146	6.780	6.780	(0.989)	103492	13.1622	261.2	
* 8 1,4-Dichlorobenzene-d4	152	6.855	6.849	(1.000)	95622	20.0000		
9 1,4-Dichlorobenzene	146	6.881	6.870	(1.004)	107019	13.5919	269.8	
\$ 10 1,2-Dichlorobenzene-d4	152	7.154	7.148	(1.044)	60549	12.7163	252.4	
12 1,2-Dichlorobenzene	146	7.175	7.169	(1.047)	103891	13.4403	266.7	
11 Benzyl alcohol	108	7.207	7.196	(1.051)	148759	27.7917	551.6	
14 2,2'-oxybis(1-Chloropropane)	45	7.464	7.458	(1.089)	337880	31.6014	627.2 (R)	
13 2-Methylphenol	108	7.506	7.490	(1.095)	112182	14.9817	297.3	
17 Hexachloroethane	117	7.661	7.661	(1.118)	46843	12.8701	255.4	

Compounds	QUANT SIG				CONCENTRATIONS		
	MASS	RT	EXP RT	REL RT	RESPONSE	ON-COLUMN (ug/mL)	FINAL (ug/kg)
16 N-Nitroso-di-n-propylamine	70	7.693	7.682	(1.122)	107509	15.1463	300.6 (M)
15 4-Methylphenol	108	7.757	7.730	(1.132)	248251	32.4349	643.7
\$ 18 Nitrobenzene-d5	82	7.816	7.810	(0.877)	140714	14.1937	281.7
19 Nitrobenzene	77	7.843	7.837	(0.880)	147299	14.3134	284.1
20 Isophorone	82	8.254	8.238	(0.926)	267797	15.5599	308.8
21 2-Nitrophenol	139	8.366	8.366	(0.938)	54369	14.5032	287.8
22 2,4-Dimethylphenol	107	8.564	8.558	(0.960)	126704	15.4417	306.5
23 Bis(2-Chloroethoxy)methane	93	8.676	8.676	(0.973)	146481	15.4494	306.6
24 Benzoic acid	105	8.879	8.879	(0.996)	217667	42.4502	842.5
25 2,4-Dichlorophenol	162	8.783	8.777	(0.985)	91515	17.1276	339.9
26 1,2,4-Trichlorobenzene	180	8.874	8.873	(0.995)	91866	14.1575	281.0
* 27 Naphthalene-d8	136	8.916	8.916	(1.000)	322805	20.0000	
28 Naphthalene	128	8.948	8.948	(1.004)	286162	14.9121	296.0
29 4-Chloroaniline	127	9.173	9.130	(1.029)	17227	2.08229	41.33 (RM)
30 Hexachlorobutadiene	225	9.290	9.290	(1.042)	54574	15.0347	298.4
31 4-Chloro-3-methylphenol	107	10.011	10.000	(1.123)	116280	17.1867	341.1
32 2-Methylnaphthalene	141	10.070	10.070	(1.129)	155098	14.8368	294.5
33 Hexachlorocyclopentadiene	237	10.455	10.454	(0.890)	73766	21.9672	436.0
34 2,4,6-Trichlorophenol	196	10.615	10.614	(0.903)	67689	17.9312	355.9
35 2,4,5-Trichlorophenol	196	10.684	10.673	(0.909)	71596	18.5038	367.2
\$ 36 2-Fluorobiphenyl	172	10.732	10.732	(0.913)	202748	15.4295	306.2
37 2-Chloronaphthalene	162	10.834	10.833	(0.922)	184059	15.6302	310.2
38 2-Nitroaniline	65	11.101	11.095	(0.945)	85491	17.4542	346.4
39 Dimethylphthalate	163	11.501	11.496	(0.979)	223604	17.3255	343.9
40 Acenaphthylene	152	11.496	11.496	(0.978)	294625	16.7565	332.6
41 2,6-Dinitrotoluene	165	11.582	11.576	(0.985)	47805	17.0376	338.1
* 42 Acenaphthene-d10	164	11.752	11.747	(1.000)	176907	20.0000	
43 3-Nitroaniline	138	11.779	11.773	(1.002)	41071	12.8201	254.4
44 Acenaphthene	153	11.801	11.800	(1.004)	178998	16.1307	320.1
45 2,4-Dinitrophenol	184	11.955	11.950	(1.017)	93762	65.0629	1291
46 Dibenzofuran	168	12.062	12.062	(1.026)	264294	16.4839	327.1
47 4-Nitrophenol	109	12.180	12.169	(1.036)	40969	20.0545	398.0
48 2,4-Dinitrotoluene	165	12.196	12.190	(1.038)	65923	18.1176	359.6
50 Diethylphthalate	149	12.650	12.649	(1.076)	222938	18.9777	376.6
49 Fluorene	166	12.612	12.607	(1.073)	227148	17.3200	343.7
51 4-Chlorophenyl-phenylether	204	12.666	12.665	(1.078)	109762	16.9573	336.5
52 4-Nitroaniline	138	12.762	12.756	(1.086)	31077	10.9164	216.7
53 4,6-Dinitro-2-methylphenol	198	12.842	12.836	(0.912)	136487	64.3084	1276
54 N-Nitrosodiphenylamine	169	12.885	12.884	(0.915)	159431	18.1315	359.8
\$ 55 2,4,6-Tribromophenol	330	13.040	13.034	(1.110)	44653	26.4720	525.4
56 4-Bromophenyl-phenylether	248	13.430	13.429	(0.953)	62073	17.3184	343.7
57 Hexachlorobenzene	284	13.622	13.621	(0.967)	62570	17.1042	339.5
58 Pentachlorophenol	266	13.942	13.942	(0.990)	35387	21.1823	420.4
* 59 Phenanthrene-d10	188	14.087	14.081	(1.000)	281832	20.0000	
60 Phenanthrene	178	14.119	14.118	(1.002)	351315	19.6392	389.8
61 Anthracene	178	14.193	14.188	(1.008)	311763	17.1909	341.2
62 Carbazole	167	14.508	14.503	(1.030)	299621	20.1049	399.0

Compounds	QUANT SIG				CONCENTRATIONS			
	MASS	RT	EXP RT	REL RT	RESPONSE	ON-COLUMN (ug/mL)	FINAL (ug/kg)	
63 Di-n-butylphthalate	149	15.283	15.277	(1.085)	344103	19.2990	383.0	
64 Fluoranthene	202	16.036	16.025	(1.138)	449546	24.6150	488.5	
65 Pyrene	202	16.373	16.361	(0.893)	463873	16.8007	333.4	
\$ 66 Terphenyl-d14	244	16.736	16.730	(0.912)	241253	13.5528	269.0	
67 Butylbenzylphthalate	149	17.654	17.649	(0.962)	173080	15.5221	308.1	
68 Benzo(a)anthracene	228	18.322	18.311	(0.999)	446855	18.1659	360.5	
* 69 Chrysene-d12	240	18.343	18.338	(1.000)	333282	20.0000		
70 3,3'-Dichlorobenzidine	252	18.370	18.364	(1.001)	77846	8.63264	171.3	
71 Chrysene	228	18.386	18.375	(1.002)	459633	19.5145	387.3	
72 bis(2-Ethylhexyl)phthalate	149	18.675	18.674	(0.952)	268898	18.4770	366.7	
* 134 Di-n-octylphthalate-d4	153	19.609	19.603	(1.000)	469227	20.0000		
73 Di-n-octylphthalate	149	19.615	19.609	(1.000)	456689	18.0560	358.3	
74 Benzo(b)fluoranthene	252	19.951	19.945	(0.975)	529672	20.7782	412.4	
75 Benzo(k)fluoranthene	252	19.988	19.977	(0.976)	493780	18.8589	374.3	
76 Benzo(a)pyrene	252	20.389	20.378	(0.996)	404044	17.5094	347.5	
* 77 Perylene-d12	264	20.469	20.453	(1.000)	351775	20.0000		
78 Indeno(1,2,3-cd)pyrene	276	21.815	21.799	(1.066)	509646	16.5675	328.8	
79 Dibenzo(a,h)anthracene	278	21.842	21.831	(1.067)	407274	17.4389	346.1	
80 Benzo(g,h,i)perylene	276	22.104	22.087	(1.080)	406765	15.1302	300.3	
90 N-Nitrosodimethylamine	74	1.968	1.930	(0.287)	85590	14.1279	280.4	
91 Aniline	93	6.561	6.406	(0.957)	123606	8.52356	169.2	
93 Benzidine	184	Compound Not Detected.						
103 Pyridine	79	1.957	1.914	(0.285)	100591	9.67966	192.1	
105 1-methylnaphthalene	141	10.236	10.235	(1.148)	161881	16.1704	320.9	
111 Azobenzene (1,2-DP-Hydrazine)	77	12.912	12.911	(1.099)	324532	17.2622	342.6	

QC Flag Legend

R - Spike/Surrogate failed recovery limits.
 M - Compound response manually integrated.

Analytical Resources, Inc.

INTERNAL STANDARD COMPOUNDS
 AREA AND RT SUMMARY

Instrument ID: nt6.i
 Lab File ID: pb35qmd.d
 Lab Smp Id: PB35QMSD
 Analysis Type: SV
 Quant Type: ISTD
 Operator: LJR/VTS
 Method File: /chem1/nt6.i/20090615.b/SW846.m
 Misc Info: 09-12733

Calibration Date: 15-JUN-2009
 Calibration Time: 14:39
 Client Smp ID: 3SED12-B MSD
 Level: LOW
 Sample Type: Sediment

Test Mode:
 Use Initial Calibration Level 4.

COMPOUND	STANDARD	AREA LIMIT		SAMPLE	%DIFF
		LOWER	UPPER		
8 1,4-Dichlorobenze	112389	56194	224778	95622	-14.92
27 Naphthalene-d8	384492	192246	768984	322805	-16.04
42 Acenaphthene-d10	217478	108739	434956	176907	-18.66
59 Phenanthrene-d10	336594	168297	673188	281832	-16.27
69 Chrysene-d12	247160	123580	494320	333282	34.84
134 Di-n-octylphthala	347036	173518	694072	469227	35.21
77 Perylene-d12	232938	116469	465876	351775	51.02

COMPOUND	STANDARD	RT LIMIT		SAMPLE	%DIFF
		LOWER	UPPER		
8 1,4-Dichlorobenze	6.85	6.35	7.35	6.85	0.08
27 Naphthalene-d8	8.92	8.42	9.42	8.92	0.00
42 Acenaphthene-d10	11.75	11.25	12.25	11.75	0.05
59 Phenanthrene-d10	14.08	13.58	14.58	14.09	0.04
69 Chrysene-d12	18.34	17.84	18.84	18.34	0.03
134 Di-n-octylphthala	19.60	19.10	20.10	19.61	0.03
77 Perylene-d12	20.45	19.95	20.95	20.47	0.08

AREA UPPER LIMIT = +100% of internal standard area.
 AREA LOWER LIMIT = - 50% of internal standard area.
 RT UPPER LIMIT = + 0.50 minutes of internal standard RT.
 RT LOWER LIMIT = - 0.50 minutes of internal standard RT.

Analytical Resources, Inc.

RECOVERY REPORT

Client Name: ESC Client SDG: PB35
 Sample Matrix: SOLID Fraction: SV
 Lab Smp Id: PB35QMSD Client Smp ID: 3SED12-B MSD
 Level: LOW Operator: LJR/VTS
 Data Type: MS DATA SampleType: MSD
 SpikeList File: PSDDALCS.spk Quant Type: ISTD
 Sublist File: PSDDA.sub
 Method File: /chem1/nt6.i/20090615.b/SW846.m
 Misc Info: 09-12733

SPIKE COMPOUND	CONC ADDED ug/kg	CONC RECOVERED ug/kg	% RECOVERED	LIMITS
3 Phenol	496.2	289.8	58.40	31-102
4 Bis(2-Chloroethyl)	496.2	284.2	57.29	30-100
6 2-Chlorophenol	496.2	299.4	60.35	36-100
7 1,3-Dichlorobenzen	496.2	261.2	52.65	32-100
9 1,4-Dichlorobenzen	496.2	269.8	54.37	33-100
11 Benzyl alcohol	992.3	551.6	55.58	10-100
12 1,2-Dichlorobenzen	496.2	266.7	53.76	34-100
13 2-Methylphenol	496.2	297.3	59.93	34-100
14 2,2'-oxybis(1-Chlo	496.2	627.2	126.41*	29-100
15 4-Methylphenol	992.3	643.7	64.87	39-100
16 N-Nitroso-di-n-pro	496.2	300.6	60.59	32-100
17 Hexachloroethane	496.2	255.4	51.48	29-100
19 Nitrobenzene	496.2	284.1	57.25	28-100
20 Isophorone	496.2	308.8	62.24	46-100
21 2-Nitrophenol	496.2	287.8	58.01	37-100
22 2,4-Dimethylphenol	496.2	306.5	61.77	19-100
23 Bis(2-Chloroethoxy	496.2	306.6	61.80	38-100
24 Benzoic acid	1488	842.5	56.60	21-123
25 2,4-Dichlorophenol	496.2	339.9	68.51	39-100
26 1,2,4-Trichloroben	496.2	281.0	56.63	36-100
28 Naphthalene	496.2	296.0	59.65	37-100
29 4-Chloroaniline	1191	41.33	3.47*	10-100
30 Hexachlorobutadien	496.2	298.4	60.14	33-100
31 4-Chloro-3-methylp	496.2	341.1	68.75	42-102
32 2-Methylnaphthalen	496.2	294.5	59.35	41-100
33 Hexachlorocyclopen	1488	436.0	29.29	15-104
34 2,4,6-Trichlorophe	496.2	355.9	71.72	42-100
35 2,4,5-Trichlorophe	496.2	367.2	74.02	43-100
37 2-Chloronaphthalen	496.2	310.2	62.52	36-100
38 2-Nitroaniline	496.2	346.4	69.82	41-100
39 Dimethylphthalate	496.2	343.9	69.30	48-100
40 Acenaphthylene	496.2	332.6	67.03	42-100
41 2,6-Dinitrotoluene	496.2	338.1	68.15	44-106

SPIKE COMPOUND	CONC ADDED ug/kg	CONC RECOVERED ug/kg	% RECOVERED	LIMITS
43 3-Nitroaniline	1270	254.4	20.03	15-108
44 Acenaphthene	496.2	320.1	64.52	38-100
45 2,4-Dinitrophenol	1488	1291	86.75	20-140
46 Dibenzofuran	496.2	327.1	65.94	45-100
47 4-Nitrophenol	496.2	398.0	80.22	21-108
48 2,4-Dinitrotoluene	496.2	359.6	72.47	48-111
49 Fluorene	496.2	343.7	69.28	45-100
50 Diethylphthalate	496.2	376.6	75.91	48-102
51 4-Chlorophenyl-phe	496.2	336.5	67.83	45-100
52 4-Nitroaniline	496.2	216.7	43.67	25-100
53 4,6-Dinitro-2-meth	1488	1276	85.74	23-115
54 N-Nitrosodiphenyla	496.2	359.8	72.53	50-128
56 4-Bromophenyl-phen	496.2	343.7	69.27	45-100
57 Hexachlorobenzene	496.2	339.5	68.42	44-101
58 Pentachlorophenol	496.2	420.4	84.73	35-105
60 Phenanthrene	496.2	389.8	78.56	45-100
61 Anthracene	496.2	341.2	68.76	43-100
62 Carbazole	496.2	399.0	80.42	51-106
63 Di-n-butylphthalat	496.2	383.0	77.20	51-109
64 Fluoranthene	496.2	488.5	98.46	52-107
65 Pyrene	496.2	333.4	67.20	41-113
67 Butylbenzylphthala	496.2	308.1	62.09	40-118
68 Benzo(a)anthracene	496.2	360.5	72.66	44-106
70 3,3'-Dichlorobenzi	1270	171.3	13.49	10-100
71 Chrysene	496.2	387.3	78.06	48-102
72 bis(2-Ethylhexyl)p	496.2	366.7	73.91	38-125
73 Di-n-octylphthalat	496.2	358.3	72.22	29-116
74 Benzo(b)fluoranth	496.2	412.4	83.11	49-112
75 Benzo(k)fluoranth	496.2	374.3	75.44	48-116
76 Benzo(a)pyrene	496.2	347.5	70.04	41-100
78 Indeno(1,2,3-cd)py	496.2	328.8	66.27	29-117
79 Dibenzo(a,h) anthra	496.2	346.1	69.76	34-117
80 Benzo(g,h,i)peryle	496.2	300.3	60.52	24-122
91 Aniline	1211	169.2	13.97	10-100
111 Azobenzene (1,2-DP	496.2	342.6	69.05	44-101
90 N-Nitrosodimethyla	496.2	280.4	56.51	25-100
105 1-methylnaphthalen	496.2	320.9	64.68	40-100
103 Pyridine	496.2	192.1	38.72	10-100

OK

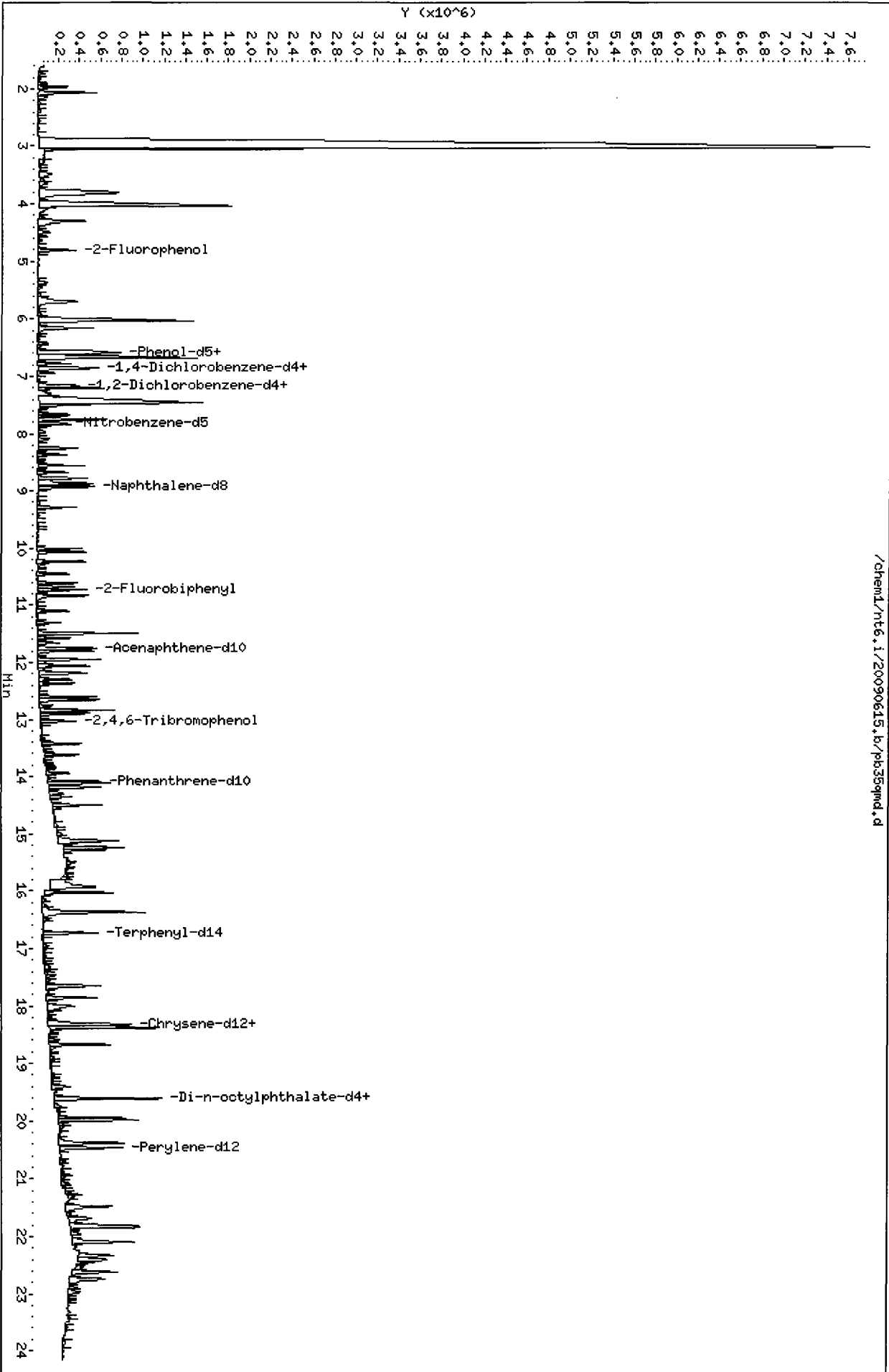
SURROGATE COMPOUND	CONC ADDED ug/kg	CONC RECOVERED ug/kg	% RECOVERED	LIMITS
\$ 1 2-Fluorophenol	744.2	413.7	55.59	21-100
\$ 2 Phenol-d5	744.2	452.2	60.77	10-100

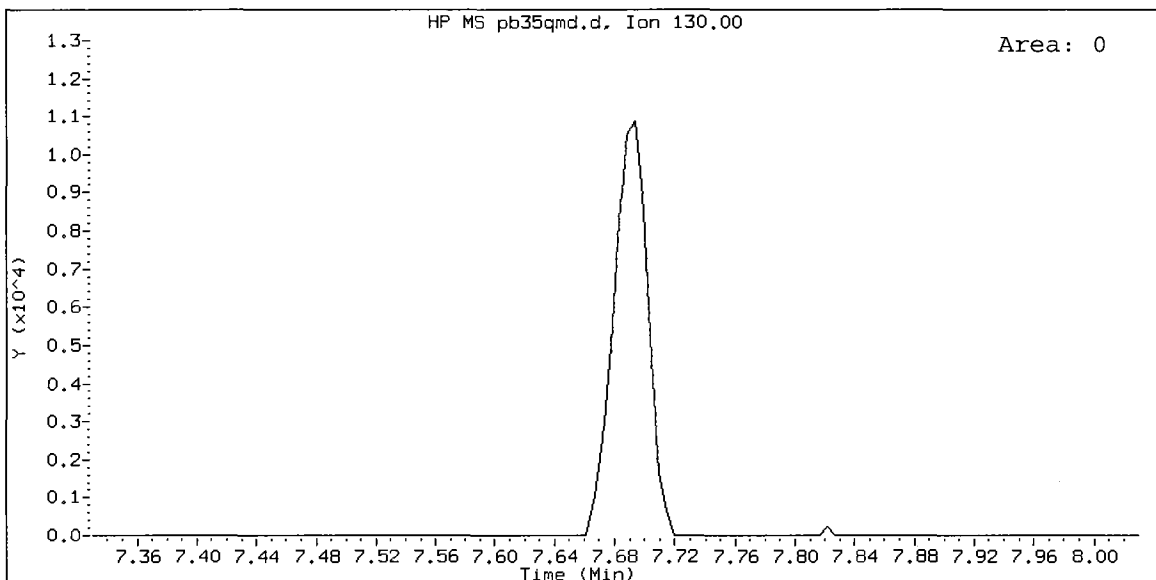
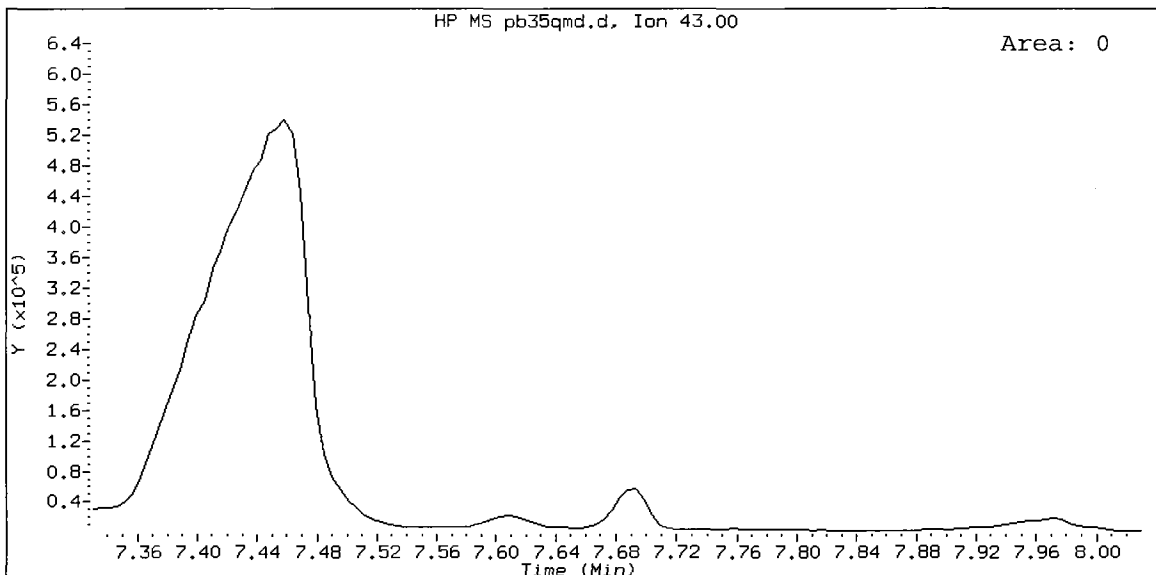
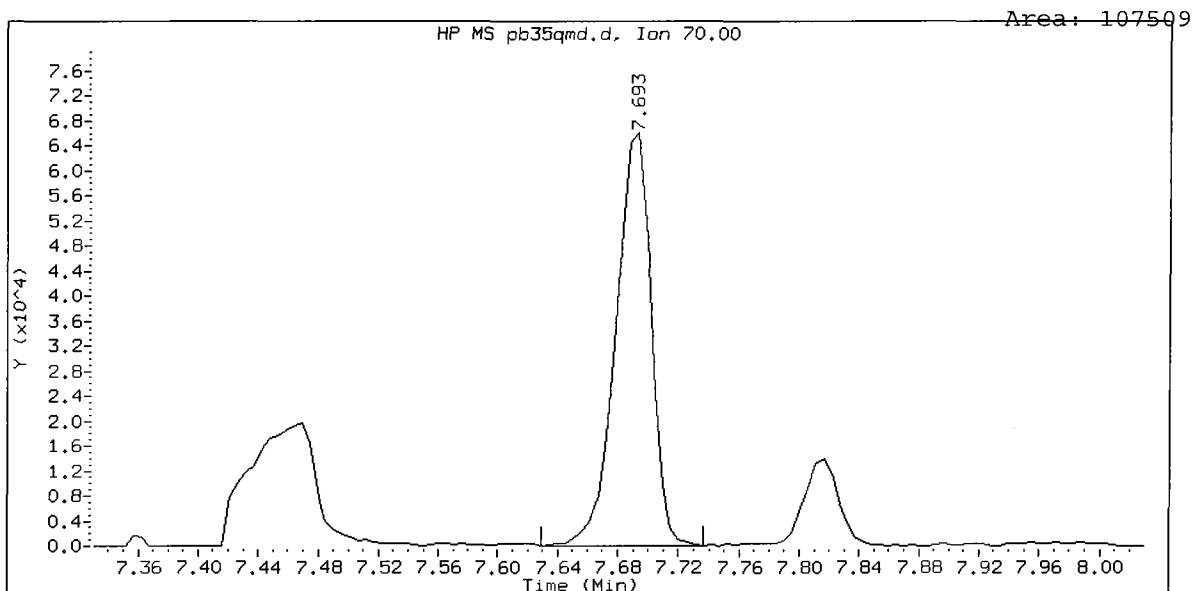
SURROGATE COMPOUND	CONC ADDED ug/kg	CONC RECOVERED ug/kg	% RECOVERED	LIMITS
\$ 5 2-Chlorophenol-d4	744.2	434.9	58.44	30-100
\$ 10 1,2-Dichlorobenzen	496.2	252.4	50.87	24-100
\$ 18 Nitrobenzene-d5	496.2	281.7	56.77	26-100
\$ 36 2-Fluorobiphenyl	496.2	306.2	61.72	32-100
\$ 55 2,4,6-Tribromophen	744.2	525.4	70.59	33-118
\$ 66 Terphenyl-d14	496.2	269.0	54.21	21-97

Data File: /chem1/nt6.i/20090615.b/pb35qmd.d
Date : 15-JUN-2009 22:16
Client ID: 35ED12-B HSD
Sample Info: PB35QMSD
Volume Injected (uL): 1.0
Column phase: ZB-5

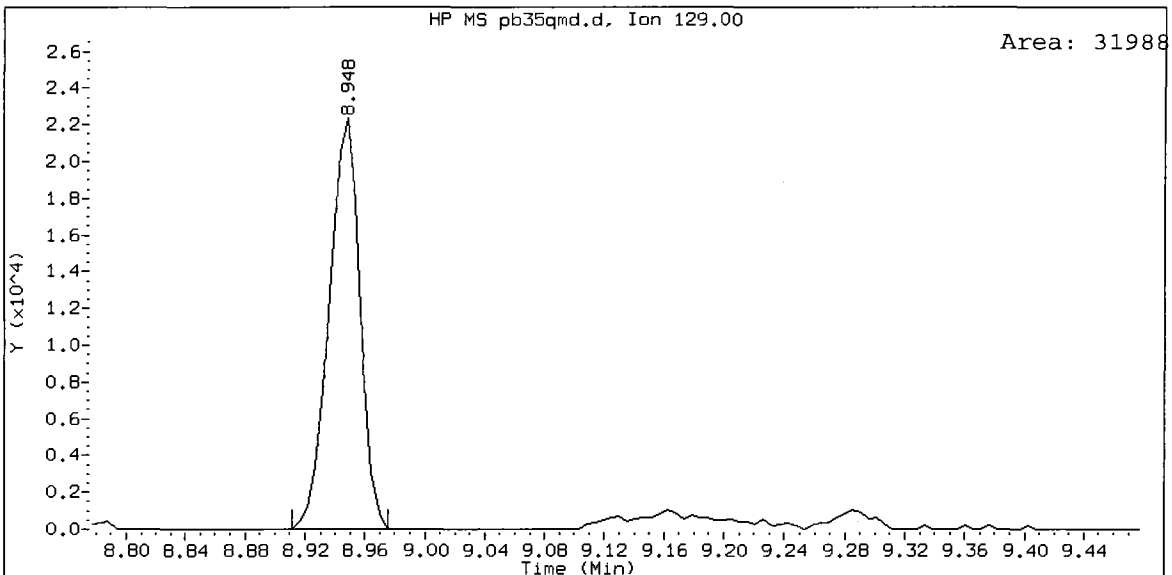
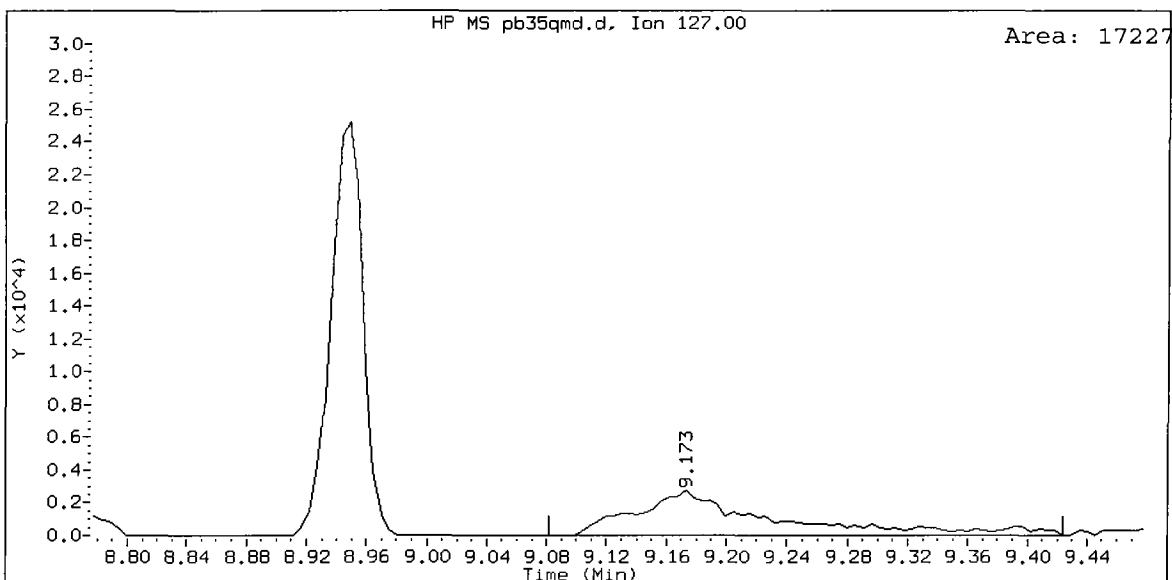
Instrument: nt6.i
Operator: LJR/VTS
Column diameter: 0.32

/chem1/nt6.i/20090615.b/pb35qmd.d





PB35QMSD, /chem1/nt6.i/20090615.b/pb35qmd.d
4-Chloroaniline Amount: 2.08



Semivolatile Analysis
Extraction Bench Sheets/Run Logs

prepared
for

ENVIROMENTAL SCIENCE CORP.

Project: JELD-WEN NORD DOOR

ARI JOB NO: PB35

prepared
by

Analytical Resources, Inc.



Preparation Test BAN # 6

PSDDA

ARI Job No(s) PB35

Batch set up by: JH

Bottle #	Extraction Requirements	Verify Client ID	Volume Extracted	KD	Turbo Vap	GPC Prep Filter	(Req) (Opt) GPC (1:1) Y/N	Post GPC KD	Turbo Vap	Final Effective Volume	Volume to Lab	Comments
	MBS PB35	Date 6/8/09	25g		1 2 3	0.45	Y N			0.5mL	0.5mL	(Use 5g Pre-Deactivated Sodium Sulfate for Blanks)
	SBS											
	SBS Dup.											
3	PB35 A	checked	40.26			GPC						
	C		45.14									
	E		42.53									
	G		32.02									
4	I		38.66									
6	J		39.48									
3	K		37.31			0.45						
5	M		40.18									
4	O		38.16									
	Q		42.11									
	QMS		42.48									
	QMSd		42.20									

Analyst/Date: WC 6/8/09 → [Signature] → [Signature] 6/11/09 → [Signature] 6/11/09 → [Signature] 6/11/09

Standard Surrogate	Standard ID	Volume	Expiration Date	Analyst	Witness
Full List Spike	A2	125µL	2/18/10	WC	WW
Base Spike	7	125µL	2/18/10	WC	WW
Acid Spike	12	125µL	2/15/10	WC	WW
	10	125µL	1/21/09	WC	WW

Extraction Time: 17:00

SPECIAL INSTRUCTIONS: 1. Weigh soil/sed into 600mL or 400mL beakers. 2. Use 5g Pre-Deactivated Sodium Sulfate for Blanks. 3. Add surr/spike. 4. Add 1:1 DCM/Acetone. 5. Dry using neutral Sodium Sulfate-25g Max at first-A small amt of Additional sulfate may be needed after 10 min. or before 2nd sonication? 6. Sonicate 2X with 1:1 DCM/Acetone + 1X DCM only. 7. Collect into 500mL flask + Lg funnel with a small amount of pre-deactivated glasswool only. NO SODIUM SULFATE. 8. KD (Normal Drying Column with pre-deactivated glasswool plug+neutral Sodium Sulfate at 85-90°). (Blanks=only 5g Sodium Sulfate). 9. TurboVap. 10. GPC Option (1:1) 11. KD (if GPC=No drying column) on 80°. 12. TurboVap. 13. Vial in DCM. A. Need Total Solids Y (N) B. Archive/Freeze Y (N)



ARI Job No.: PB 35

Client ID: Environmental Science Corp

Parameter: BAN PSDDA

Client Project: Jel/D-Wen Norel Door

SOP Number(s): 3745

No Anomalies:

List problems, concerns, corrective actions and any other pertinent information

All of the samples were wet. WC 6/15/09
GCMS analyst, reduced extraction weights for samples E and J,
based on sample pre-screens. JH 6/18/09

Analyst Initials:

Date:

Analytical Resources Inc.: Organics Instrument Log
NT-6 Serial No.:GC=US00036167, MS=US81221575

Date: 6/11/09 Analysis: BANS Analyst: LTK

GC Program: ABN1UL Column No: 171037 Column Type: ZB-S MS.

Instrument Tune (U or .CT.): 025030 090609 EM Voltage: 1529

Calibration File: 0250609 0250611 Curve Date: 6/11/09

IS/SS	Ical/Ccal	LCS/ICV
1564-2	1550-1,2	1507-1
	1551-1	1508-1
	1552-1	1509-1
	1553-1	1510-1

INTERNAL STANDARD SUMMARY FOR DATABATCH - /chem1/nt6.i/20090611.b

Time	Filename	LabID	ClientID	DF
1 1027	0250611.d	ABN 25		1 7.13 112389 9.19 384492 12.03 217478 14.38 336594 18.66 247160 20.78 232938 19.89 347036
2 1104	0800611.d	ABN 80		1 7.14 114460 9.20 384289 12.04 211778 14.39 342675 18.66 285044 20.79 315095 19.90 424428
3 1137	0010611.d	ABN 1		1 7.13 118567 9.19 390523 12.03 217076 14.37 349181 18.65 262092 20.78 256679 19.89 361226
4 1210	0400611.d	ABN 40		1 7.14 142411 9.20 471377 12.04 269613 14.38 448584 18.66 339501 20.79 342314 19.90 481057
5 1242	0050611.d	ABN 5		1 7.13 101091 9.19 339003 12.03 177766 14.38 282699 18.64 229753 20.78 254417 19.89 328726
6 1315	0100611.d	ABN 10		1 7.13 97036 9.19 321647 12.03 175814 14.38 273945 18.65 225200 20.78 242978 19.89 322577
7 1348	0010611a.d	ABN 1		1 7.13 100564 9.19 332068 12.03 175487 14.37 275001 18.64 223930 20.78 249789 19.89 314765
8 1421	0050611a.d	ABN 5		1 7.13 98908 9.19 337167 12.03 181326 14.37 284076 18.65 228455 20.78 233018 19.89 316858
9 1454	icv0611.d	ABN ICV		1 7.13 104875 9.19 355357 12.04 195944 14.38 302996 18.65 251700 20.78 266554 19.89 372937

*UTS
6.12.2009*

Maintenance / Comments *New liner + wool. Clipped column. Cleaned inlet body & seal.*

Maintenance Verification (Identify ICal or CCal that demonstrates the instrument is in control): 0250611

Every line must contain information or be lined out. Make all entries legible. Start a new page for each QC period.



GC/MS SVOA Analyst Notes / Corrective Action Log

ARI Project ID: NT6 Curve Client ID: Various

ARI SOP: 801S(SIM-PNA) 802S(BTS-HX) 803S(BTS-PW) 804S(8270D)

Parameter(s): BANS

Instrument: NT-1 NT-2 NT-4 NT-6 NT-8

Curve Date: 6/11/09 Analysis Start Date: _____

DFTPP Tune Meets Criteria?	<u>YES</u> / NO	Internal Standard Meets Criteria?	YES / NO
DDT Breakdown <20%?	<u>YES</u> / NO / NA	Method Blank In Control?	YES / NO
Peak Tailing Factor In Control?	<u>YES</u> / NO / NA	LCS / LCSD Recovery In Control?	<u>YES</u> / NO
ICal Meets RF & %RSD Criteria?	<u>YES</u> / NO	Surrogate Recovery In Control?	YES / NO
CCal Meets RF & %RSD Criteria?	YES / NO	Special Analysis Criteria Met?	YES / NO <u>NA</u>

Detail problems, corrective actions and/or other pertinent information below (use reverse side when necessary): - Linear fit for hexachloro cyclopentadiene and 2,4-Dinitrophenol.

[Large handwritten signature]
LTC
6/11/09

Additional Details on Reverse: Yes (No)

Analyst Signature: [Signature] Date: 6/11/09

Reviewer's Signature: [Signature] Date: 6/11/09

Analytical Resources Inc.: Organics Instrument Log

NT-6 Serial No.:GC=US00036167, MS=US81221575

Date: 6/15/09 Analysis: BANS Analyst: LTK
 GC Program: ABN1UL Column No: 171037 Column Type: ZB-5MSi
 Instrument Tune (Door .CT.): 090609 EM Voltage: 1529
 Calibration File: cc0615 Curve Date: 6/11/09

IS/SS	Ical/Ccal	LCS/ICV
<u>1564-2</u>	<u>1550-1,2</u>	
	<u>1551-1</u>	
	<u>1552-1</u>	
	<u>1553-1</u>	

Time	Filename	LabID	ClientID	DF														
1 1439	cc0615.d	ABN 25		1	6.85	104405	8.92	355513	11.75	202417	14.08	315595	18.34	262370	20.45	252054	19.60	373565
2 1511	pb35mb.d	PB35MBS1	PB35MBS1	1	6.84	110400	8.91	392139	11.75	222347	14.07	345115	18.33	286250	19.60	428866	20.45	310083
3 1544	pb35eb.d	PB35LCSS1	PB35LCSS1	1	6.85	112380	8.91	386151	11.75	218272	14.08	338128	18.33	272139	19.60	401277	20.45	279055
4 1617	pb35a.d	PB35A	3SED1-A	3	6.85	105958	8.91	372631	11.75	197262	14.08	285126	18.33	316667	19.60	503051	20.47	421627
5 1649	pb35c.d	PB35C	3SED1-B	3	6.85	98781	8.91	350265	11.74	183034	14.08	263584	18.34	322443	19.61	509732	20.48	451629
6 1722	pb35e.d	PB35E	3SED1-C	3	6.85	119316	8.91	410593	11.75	214428	14.08	308954	18.34	392155	19.61	622089	20.48	543124
7 1755	pb35g.d	PB35G	3SED2-A	3	6.85	101083	8.92	346954	11.75	180284	14.09	279330	18.34	370825	19.61	575490	20.49	476053
8 1827	pb35i.d	PB35I	3SED2-B	3	6.86	103370	8.92	355417	11.75	187759	14.09	275848	18.34	351575	19.61	537995	20.47	451099
9 1900	pb35j.d	PB35J	3SED2-C	3	6.85	99486	8.92	333563	11.75	177098	14.09	284499	18.35	407761	19.62	623744	20.49	532974
10 1933	pb35k.d	PB35K	3SED11-A	1	6.85	95865	8.92	333433	11.75	180927	14.08	281706	18.34	347886	19.61	506501	20.47	387578
11 2006	pb35m.d	PB35M	3SED11-B	1	6.85	98905	8.92	342831	11.75	183391	14.08	282229	18.34	327367	19.60	470586	20.46	372963
12 2038	pb35o.d	PB35O	3SED12-A	1	6.85	97140	8.92	334222	11.75	181520	14.09	266349	18.34	306748	19.60	432739	20.46	347765
13 2111	pb35q.d	PB35Q	3SED12-B	1	6.85	97553	8.92	338723	11.75	183167	14.09	286289	18.34	331388	19.60	471536	20.47	359439
14 2144	pb35qms.d	PB35QMS	3SED12-B MS	1	6.85	96172	8.92	324649	11.75	180778	14.09	292231	18.35	340703	19.60	486713	20.46	348937
15 2216	pb35qmsd.d	PB35QMSD	3SED12-B MSD	1	6.85	95622	8.92	322805	11.75	176907	14.09	281832	18.34	333282	19.61	469227	20.47	351775
16 2249	pc14ad1.d	PC14A	RCB214-052709>250	15	6.85	102951	8.91	336895	11.75	181614	14.08	269345	18.33	297239	19.60	409760	20.46	358572
17 2322	pc14bd1.d	PC14B	RCB214-052709 63-25	15	6.85	106649	8.92	341813	11.75	183840	14.08	273217	18.34	324787	19.60	461473	20.47	392732
18 2354	pc14cd1.d	PC14C	RCB214-052709<63	15	6.85	103638	8.92	333270	11.75	177161	14.08	269073	18.35	370298	19.61	576879	20.48	483587
19 0027	pb06ad1.d	PB06A	BW-01-SS-090602	5	6.85	94737	8.91	327417	11.75	176266	14.08	258962	18.34	307843	19.60	433074	20.47	364727
20 0100	pb06cd1.d	PB06C	BW-03-SS-090602	5	6.85	91205	8.91	311206	11.75	169801	14.08	259291	18.33	299639	19.60	420227	20.46	333147
21 0132	pb06kd1.d	PB06K	BW-11-SS-090602	5	6.85	92820	8.91	316450	11.75	172687	14.08	257537	18.34	299609	19.60	415593	20.47	327760

Maintenance / Comments *New liner + wool. Clipped column. Cleaned inlet body & seal.*

*LTK
6/16/09*

Maintenance Verification (Identify ICal or CCal that demonstrates the instrument is in control): cc0615
 Every line must contain information or be lined out. Make all entries legible. Start a new page for each QC period.

Analytical Resources Inc.: Organics Instrument Log

NT-6 Serial No.: GC=US00036167, MS=US81221575

Date: 6/11/09 Analysis: BANS Analyst: LJK

GC Program: ABN10L Column No: 171037 Column Type: ZB-SMS

Instrument Tune (Or .CT.): 090609 EM Voltage: 1529

Calibration File: cc0616 Curve Date: 6/11/09

IS/SS	Ical/Ccal	LCS/ICV
1564-2	1550-1,2	
	1551-1	
	1552-1	
	1553-1	

Time	Filename	LabID	ClientID	DF															
1	1154	cc0616.d	ABN 25		1	6.73	105993	8.80	373044	11.64	215201	13.96	347222	18.21	286167	20.32	253361	19.49	401133
2	1226	pb63mb.d	PB63MBS1	PB63MBS1	1	6.73	97409	8.80	351858	11.63	197419	13.96	312850	18.20	252536	19.48	350781	20.32	223186
3	1259	pb63ab.d	PB63LCSS1	PB63LCSS1	1	6.73	96178	8.80	330128	11.63	185433	13.96	285770	18.20	232231	19.48	331444	20.32	241624
4	1332	pb63a.d	PB63A	3SED8-A	1	6.74	101392	8.80	363778	11.64	203429	13.96	301640	18.21	266431	19.49	365553	20.34	234696
5	1405	pb63b.d	PB63B	3SED8-B	1	6.74	94458	8.80	332577	11.63	178995	13.96	270182	18.21	291939	19.49	427047	20.34	309474
6	1437	pb63c.d	PB63C	3SED8-C	1	6.74	103788	8.80	368912	11.63	204436	13.96	301339	18.22	316017	19.50	457767	20.35	321029
7	1510	pb63d.d	PB63D	3SED5-A	3	6.74	107476	8.80	373577	11.64	202932	13.96	299110	18.23	399704	19.52	590531	20.38	379169
8	1543	pb63e.d	PB63E	3SED5-B	1	6.74	98021	8.80	342608	11.64	189465	13.97	275469	18.22	301735	19.50	455967	20.35	279121
9	1616	pb63ems.d	PB63EMS	3SED5-B MS	1	6.75	99634	8.81	343626	11.65	191223	13.97	282035	18.23	304091	19.51	455943	20.36	257299
10	1649	pb63emd.d	PB63EMSD	3SED5-B MSD	1	6.74	94634	8.81	328285	11.65	178069	13.97	257935	18.23	276773	19.50	411532	20.36	217299
11	1722	pb63f.d	PB63F	3SED5-C	1	6.74	93100	8.80	318059	11.64	162375	13.97	239738	18.22	213594	19.50	314993	20.35	149040
12	1755	pb63g.d	PB63G	3SED10-A	1	6.74	96391	8.81	341488	11.64	184708	13.97	260586	18.22	222993	19.50	318436	20.34	142753
13	1828	pb63h.d	PB63H	3SED10-B	1	6.74	94233	8.81	329842	11.64	181692	13.97	261456	18.22	265485	19.50	391772	20.35	205311
14	1901	pb63i.d	PB63I	3SED10-C	1	6.74	93310	8.81	324596	11.64	167993	13.97	260789	18.24	280020	19.52	399247	20.37	210337
15	1934	pb35ed1.d	PB35E	3SED1-C	10	6.74	91915	8.80	293032	11.64	166948	13.97	254038	18.22	229368	19.49	339657	20.34	170064
16	2008	pb35gd1.d	PB35G	3SED2-A	10	6.73	104512	8.81	338678	11.64	198801	13.97	300665	18.22	240129	19.49	353536	20.34	175873
17	2041	pb35jdl.d	PB35J	3SED2-C	20	6.74	102594	8.80	333632	11.64	191375	13.97	293654	18.21	231718	19.49	333979	20.34	159041
18	2114	pc16mb.d	PC16MBS1	PC16MBS1	1	6.73	96889	8.81	317220	11.64	171904	13.97	280804	18.21	256973	19.49	352804	20.34	204712
19	2147	pc16ab.d	PC16LCSS1	PC16LCSS1	1	6.74	87660	8.81	304000	11.64	170134	13.97	272316	18.22	263985	19.49	376862	20.34	200014
20	2221	pc16abd.d	PC16LCSDS1	PC16LCSDS1	1	6.74	92883	8.81	323430	11.64	183219	13.97	275771	18.22	232280	19.49	335801	20.33	151086
21	2254	pc16b.d	PC16B	MH219-061009	3	6.73	94741	8.81	324483	11.64	190513	13.97	274511	18.22	255922	19.49	359464	20.34	174568
22	2327	pc16bms.d	PC16BMS	MH219-061009 MS	3	6.74	101636	8.80	346790	11.64	205559	13.97	310846	18.22	278434	19.50	410342	20.35	193298
23	0000	pc16bmd.d	PC16AMSD	MH219-061009 MSD	3	6.74	97021	8.80	332069	11.64	188056	13.96	279770	18.22	265959	19.49	387350	20.34	178467

Maintenance / Comments *New liner two, clipped column. Cleaned in test body and seal.*

*LJK
6/11/09*

Maintenance Verification (Identify ICal or CCal that demonstrates the instrument is in control): cc0616

Every line must contain information or be lined out. Make all entries legible. Start a new page for each QC period.



GC/MS SVOA Analyst Notes / Corrective Action Log

ARI Project ID: PB35 Client ID: ESC

ARI SOP: 801S(SIM-PNA) 802S(BTS-HX) 803S(BTS-PW) 804S(8270D)

Parameter(s): BANS

Instrument: NT-1 NT-2 NT-4 NT-6 NT-8

Curve Date: 6/11/09 Analysis Start Date: 6/15/09

DFTPP Tune Meets Criteria?	<u>YES</u> / NO	Internal Standard Meets Criteria?	<u>YES</u> / <u>NO</u>
DDT Breakdown <20%?	<u>YES</u> / NO / NA	Method Blank In Control?	<u>YES</u> / NO
Peak Tailing Factor In Control?	<u>YES</u> / NO / NA	LCS / LCSD Recovery In Control?	<u>YES</u> / NO
ICal Meets RF & %RSD Criteria?	<u>YES</u> / NO	Surrogate Recovery In Control?	<u>YES</u> / NO
CCal Meets RF & %RSD Criteria?	<u>YES</u> / NO	Special Analysis Criteria Met?	<u>YES</u> / NO / NA

Detail problems, corrective actions and/or other pertinent information below (use reverse side when necessary): - Dichlpylphthalate in MB. No sample hits.

- Perylene IS response >+100% in E, G, and J. Okay at dilution.

LTK 6/17/09

NO Corrective Action taken for 2 surrogates > Upper Control Limit + 200% on Sample 3Sd1B (PB35-c)

Additional Details on Reverse: Yes / No

Analyst Signature: [Signature] Date: 6/17/09

Reviewer's Signature: [Signature] Date: 6/18/09

Analytical Resources, Inc.

RECOVERY REPORT

Client Name: Client SDG: 20090307
 Sample Matrix: SOLID Fraction: SV
 Lab Smp Id: GPCVER
 Level: LOW Operator: LJR/VTS
 Data Type: MS DATA SampleType: LCS
 SpikeList File: PSDDALCS.spk Quant Type: ISTD
 Sublist File: PSDDA.sub
 Method File: /chem1/nt6.i/20090307.b/SW846.m
 Misc Info:

SPIKE COMPOUND	CONC ADDED ug/Kg	CONC RECOVERED ug/Kg	% RECOVERED	LIMITS
3 Phenol	500.0	342.3	68.46	37-92
4 Bis(2-Chloroethyl)	500.0	348.2	69.64	40-83
6 2-Chlorophenol	500.0	354.5	70.90	42-80
7 1,3-Dichlorobenzen	500.0	345.6	69.12	39-75
9 1,4-Dichlorobenzen	500.0	346.8	69.36	40-75
11 Benzyl alcohol	<i>500</i> 1000	325.3	<i>65%</i> 32.53	25-90
12 1,2-Dichlorobenzen	500.0	346.2	69.24	40-76
13 2-Methylphenol	500.0	369.9	73.99	40-86
14 2,2'-oxybis(1-Chlo	500.0	338.6	67.73	26-100
15 4-Methylphenol	1000	751.4	75.14	40-92
16 N-Nitroso-di-n-pro	500.0	364.5	72.90	29-95
17 Hexachloroethane	500.0	339.0	67.81	37-73
19 Nitrobenzene	500.0	359.8	71.96	37-85
20 Isophorone	500.0	389.5	77.91	42-91
21 2-Nitrophenol	500.0	360.4	72.07	40-86
22 2,4-Dimethylphenol	500.0	359.3	71.85	23-85
23 Bis(2-Chloroethoxy	500.0	372.6	74.52	40-87
24 Benzoic acid	<i>500</i> 1500	318.9	<i>64%</i> 21.26*	29-104
25 2,4-Dichlorophenol	500.0	383.5	76.71	42-88
26 1,2,4-Trichloroben	500.0	355.4	71.09	40-81
28 Naphthalene	500.0	364.3	72.86	41-80
29 4-Chloroaniline	<i>500</i> 1200	282.5	<i>56%</i> 23.54	14-80
30 Hexachlorobutadien	500.0	346.9	69.37	37-85
31 4-Chloro-3-methylp	500.0	428.1	85.62	40-94
32 2-Methylnaphthalen	500.0	367.4	73.49	44-82
33 Hexachlorocyclopen	<i>500</i> 1500	322.4	<i>64.4</i> 21.49	10-98
34 2,4,6-Trichlorophe	500.0	376.7	75.33	42-88
35 2,4,5-Trichlorophe	500.0	374.5	74.90	41-89
37 2-Chloronaphthalen	500.0	375.1	75.02	42-82
38 2-Nitroaniline	500.0	399.9	79.99	35-101
39 Dimethylphthalate	500.0	370.5	74.10	44-91
40 Acenaphthylene	500.0	379.1	75.81	44-84
41 2,6-Dinitrotoluene	500.0	396.7	79.35	42-97

SPIKE COMPOUND	CONC ADDED ug/Kg	CONC RECOVERED ug/Kg	% RECOVERED	LIMITS
43 3-Nitroaniline	500 1280	348.0	69.6% 27.18	25-93
44 Acenaphthene	500.0	366.6	73.32	42-85
45 2,4-Dinitrophenol	1500	334.3	66.8% 22.29	10-179
46 Dibenzofuran	500.0	375.0	75.01	46-84
47 4-Nitrophenol	500.0	440.4	88.08	26-97
48 2,4-Dinitrotoluene	500.0	413.1	82.63	41-101
49 Fluorene	500.0	375.0	75.01	44-88
50 Diethylphthalate	500.0	379.7	75.95	46-94
51 4-Chlorophenyl-phe	500.0	359.1	71.83	44-87
52 4-Nitroaniline	500.0	405.5	81.09	24-89
53 4,6-Dinitro-2-meth	1500	358.9	71.6% 23.93	22-128
54 N-Nitrosodiphenyla	500.0	350.0	70.01	40-111
56 4-Bromophenyl-phen	500.0	350.9	70.17	43-91
57 Hexachlorobenzene	500.0	362.7	72.54	42-90
58 Pentachlorophenol	500.0	363.4	72.69	34-94
60 Phenanthrene	500.0	370.1	74.02	45-90
61 Anthracene	500.0	364.0	72.79	42-87
62 Carbazole	500.0	394.1	78.83	43-93
63 Di-n-butylphthalat	500.0	383.2	76.63	48-99
64 Fluoranthene	500.0	378.2	75.63	43-98
65 Pyrene	500.0	367.6	73.52	39-99
67 Butylbenzylphthala	500.0	391.2	78.24	41-105
68 Benzo(a)anthracene	500.0	400.1	80.03	42-94
70 3,3'-Dichlorobenzi	500 1280	297.4	59.4% 23.23	14-84
71 Chrysene	500.0	391.3	78.25	45-92
72 bis(2-Ethylhexyl)p	500.0	367.5	73.49	34-111
73 Di-n-octylphthalat	500.0	355.8	71.16	32-107
74 Benzo(b)fluorante	500.0	378.5	75.69	43-105
75 Benzo(k)fluorante	500.0	361.2	72.24	40-108
76 Benzo(a)pyrene	500.0	314.7	62.95	41-95
78 Indeno(1,2,3-cd)py	500.0	338.4	67.68	28-101
79 Dibenzo(a,h)anthra	500.0	312.8	62.56	32-104
80 Benzo(g,h,i)peryle	500.0	332.3	66.46	18-106

SURROGATE COMPOUND	CONC ADDED ug/Kg	CONC RECOVERED ug/Kg	% RECOVERED	LIMITS
\$ 1 2-Fluorophenol	750.0	485.1	64.68	10-114
\$ 2 Phenol-d5	750.0	512.0	68.26	29-85
\$ 5 2-Chlorophenol-d4	750.0	484.1	64.55	30-84
\$ 10 1,2-Dichlorobenzen	500.0	318.5	63.70	25-82
\$ 18 Nitrobenzene-d5	500.0	320.0	64.00	29-87
\$ 36 2-Fluorobiphenyl	500.0	313.5	62.70	32-88
\$ 55 2,4,6-Tribromophen	750.0	541.2	72.17	25-103

SIM Semivolatile Analysis
QC Summary Data

prepared
for

ENVIROMENTAL SCIENCE CORP.

Project: JELD-WEN NORD DOOR

ARI JOB NO: PB35

prepared
by

Analytical Resources, Inc.

SIM SW8270 SURROGATE RECOVERY SUMMARY

Matrix: Sediment

QC Report No: PB35-ENVIROMENTAL SCIENCE CORP.
Project: JELD-WEN NORD DOOR

Client ID	FBP	PHL	FPH	CPL	DCB	NBZ	TBP	TER	TOT OU
3SED1-A	69.6%	56.0%	55.2%	64.8%	58.8%	61.2%	80.0%	85.2%	0
3SED1-B	69.6%	58.4%	60.0%	70.4%	58.8%	64.8%	83.2%	82.8%	0
3SED1-C	78.0%	65.6%	65.6%	73.6%	61.2%	72.0%	79.2%	93.6%	0
3SED2-A	75.6%	72.0%	64.0%	75.2%	61.2%	106%	76.0%	93.6%	0
3SED2-B	73.2%	69.6%	63.2%	71.2%	61.2%	66.0%	80.8%	88.8%	0
3SED2-C	74.4%	68.8%	62.4%	72.0%	61.2%	68.4%	81.6%	88.8%	0
3SED11-A	64.4%	59.5%	57.1%	73.9%	55.2%	62.8%	79.5%	84.8%	0
3SED11-B	67.6%	63.5%	59.7%	77.3%	57.6%	72.0%	84.0%	90.8%	0
MB-060809	56.0%	47.7%	49.6%	50.4%	53.6%	55.6%	58.4%	80.8%	0
LCS-060809	60.0%	54.4%	53.3%	56.0%	57.6%	60.0%	69.1%	90.0%	0
3SED12-A	64.0%	55.5%	58.1%	68.0%	59.2%	63.2%	80.8%	98.4%	0
3SED12-A MS	69.6%	61.6%	63.2%	74.4%	64.0%	67.6%	88.0%	107%	0
3SED12-A MSD	67.6%	61.6%	63.2%	73.6%	64.8%	66.4%	85.6%	105%	0
3SED12-B	66.4%	57.1%	55.5%	65.6%	54.0%	60.0%	84.3%	99.6%	0

LCS/MB LIMITS

QC LIMITS

(FBP) = 2-Fluorobiphenyl	(30-160)	(30-160)
(PHL) = d5-Phenol	(30-160)	(30-160)
(FPH) = 2-Fluorophenol	(30-160)	(30-160)
(CPL) = d4-2-Chlorophenol	(30-160)	(30-160)
(DCB) = d4-1,2-Dichlorobenzene	(30-160)	(30-160)
(NBZ) = d5-Nitrobenzene	(30-160)	(30-160)
(TBP) = 2,4,6-Tribromophenol	(30-160)	(30-160)
(TER) = d14-p-Terphenyl	(30-160)	(30-160)

Prep Method: SW3550B

Log Number Range: 09-12717 to 09-12733

FORM-II SIM SW8270

ORGANICS ANALYSIS DATA SHEET

Semivolatiles by Selected Ion Monitoring GC/MS

Sample ID: 3SED12-A

Page 1 of 1

MATRIX SPIKE

Lab Sample ID: PB350

QC Report No: PB35-ENVIRONMENTAL SCIENCE CORP.

LIMS ID: 09-12731

Project: JELD-WEN NORD DOOR

Matrix: Sediment

Event: NA

Data Release Authorized: *AB*

Date Sampled: 06/03/09

Reported: 06/17/09

Date Received: 06/03/09

Date Extracted MS/MSD: 06/08/09

Sample Amount MS: 16.6 g-dry-wt

MSD: 16.6 g-dry-wt

Date Analyzed MS: 06/13/09 14:08

Final Extract Volume MS: 1.0 mL

MSD: 06/13/09 14:42

MSD: 1.0 mL

Instrument/Analyst MS: NT2/PK

Dilution Factor MS: 1.00

MSD: NT2/PK

MSD: 1.00

Analyte	Sample	MS	Spike Added-MS	MS Recovery	MSD	Spike Added-MSD	MSD Recovery	RPD
Dibenz (a, h) anthracene	6.7	175	151	111%	166	151	105%	5.3%
1,4-Dichlorobenzene	< 6.1 U	100	151	66.2%	101	151	66.9%	1.0%
1,2,4-Trichlorobenzene	< 6.1 U	120	151	79.5%	120	151	79.5%	0.0%
Hexachlorobenzene	< 6.1 U	129	151	85.4%	132	151	87.4%	2.3%
Hexachlorobutadiene	< 6.1 U	123	151	81.5%	120	151	79.5%	2.5%
Dimethylphthalate	< 15.2 U	133	151	88.1%	128	151	84.8%	3.8%
Butylbenzylphthalate	< 15.2 U	143	151	94.7%	142	151	94.0%	0.7%
2-Methylphenol	< 6.1 U	117	151	77.5%	115	151	76.2%	1.7%
2,4-Dimethylphenol	< 6.1 U	114	151	75.5%	115	151	76.2%	0.9%
N-Nitrosodiphenylamine	< 6.1 U	119	151	78.8%	122	151	80.8%	2.5%
Benzyl Alcohol	< 30.3 U	304	301	101%	317	301	105%	4.2%
Pentachlorophenol	< 30.3 U	135	151	89.4%	128	151	84.8%	5.3%
1,2-Dichlorobenzene	< 6.1 U	108	151	71.5%	113	151	74.8%	4.5%
1,3-Dichlorobenzene	< 6.1 U	116	151	76.8%	118	151	78.1%	1.7%

Reported in µg/kg (ppb)

RPD calculated using sample concentrations per SW846.

ORGANICS ANALYSIS DATA SHEET

Semivolatiles by Selected Ion Monitoring GC/MS

Sample ID: LCS-060809

Page 1 of 1

LAB CONTROL SAMPLE

Lab Sample ID: LCS-060809

QC Report No: PB35-ENVIROMENTAL SCIENCE CORP.

LIMS ID: 09-12731

Project: JELD-WEN NORD DOOR

Matrix: Sediment

Event: NA

Data Release Authorized: *[Signature]*

Date Sampled: NA

Reported: 06/17/09

Date Received: NA

Date Extracted: 06/08/09

Sample Amount LCS: 16.0 g-dry-wt

Date Analyzed LCS: 06/13/09 12:59

Final Extract Volume LCS: 1.0 mL

Instrument/Analyst LCS: NT2/PK

Dilution Factor LCS: 1.00

Analyte	LCS	Spike Added	Recovery
Dibenz (a, h) anthracene	168	156	108%
1,4-Dichlorobenzene	95.0	156	60.9%
1,2,4-Trichlorobenzene	112	156	71.8%
Hexachlorobenzene	118	156	75.6%
Hexachlorobutadiene	115	156	73.7%
Dimethylphthalate	121	156	77.6%
Butylbenzylphthalate	155	156	99.4%
2-Methylphenol	104	156	66.7%
2,4-Dimethylphenol	78.1	156	50.1%
N-Nitrosodiphenylamine	104	156	66.7%
Benzyl Alcohol	304	312	97.4%
Pentachlorophenol	104	156	66.7%
1,2-Dichlorobenzene	101	156	64.7%
1,3-Dichlorobenzene	113	156	72.4%

Reported in µg/kg (ppb)

SIM Semivolatile Surrogate Recovery

2-Fluorobiphenyl	60.0%
d5-Phenol	54.4%
2-Fluorophenol	53.3%
d4-2-Chlorophenol	56.0%
d4-1,2-Dichlorobenzene	57.6%
d5-Nitrobenzene	60.0%
2,4,6-Tribromophenol	69.1%
d14-p-Terphenyl	90.0%

4B
SEMIVOLATILE METHOD BLANK SUMMARY

BLANK NO.

PB35MBS1

Lab Name: ANALYTICAL RESOURCES, INC
ARI Job No: PB35
Lab File ID: PB35MBR
Instrument ID: NT2
Matrix: SOLID

Client: ESC
Project: JELD-WEN NORD DOOR
Date Extracted: 06/08/09
Date Analyzed: 06/13/09
Time Analyzed: 1225

THIS METHOD BLANK APPLIES TO THE FOLLOWING SAMPLES, MS and MSD:

	CLIENT SAMPLE NO.	LAB SAMPLE ID	LAB FILE ID	DATE ANALYZED
	=====	=====	=====	=====
01	PB35LCSS1	PB35LCSS1	PB35SBR	06/13/09
02	3SED12-A	PB35O	PB35O	06/13/09
03	3SED12-A MS	PB35OMS	PB35OMS	06/13/09
04	3SED12-A MSD	PB35OMSD	PB35OMSD	06/13/09
05	3SED12-B	PB35Q	PB35Q	06/13/09
06	3SED1-A	PB35A	PB35A	06/13/09
07	3SED1-B	PB35C	PB35C	06/13/09
08	3SED1-C	PB35E	061503	06/15/09
09	3SED2-A	PB35G	061504	06/15/09
10	3SED2-B	PB35I	061505	06/15/09
11	3SED2-C	PB35J	061506	06/15/09
12	3SED11-A	PB35K	061507	06/15/09
13	3SED11-B	PB35M	061508	06/15/09
14				
15				
16				
17				
18				
19				
20				
21				
22				
23				
24				
25				
26				
27				
28				
29				
30				

COMMENTS:

5B
SEMIVOLATILE ORGANIC INSTRUMENT PERFORMANCE CHECK
DECAFLUOROTRIPHENYLPHOSPHINE (DFTPP)

Lab Name: ANALYTICAL RESOURCES, INC

Client: ESC

Instrument ID: NT2

Project: JELD-WEN NORD DOOR

DFTPP Injection Date: 05/11/09

DFTPP Injection Time: 1113

m/e	ION ABUNDANCE CRITERIA	% RELATIVE ABUNDANCE
51	30.0 - 80.0% of mass 198	64.6
68	Less than 2.0% of mass 69	0.0 (0.0)1
69	Mass 69 relative abundance	85.1
70	Less than 2.0% of mass 69	0.2 (0.2)1
127	25.0 - 75.0% of mass 198	60.7
197	Less than 1.0% of mass 198	0.0
198	Base Peak, 100% relative abundance	100.0
199	5.0 to 9.0% of mass 198	6.8
275	10.0 - 30.0% of mass 198	24.6
365	Greater than 0.75% of mass 198	3.03
441	Present, but less than mass 443	10.8
442	40.0 - 110.0% of mass 198	74.9
443	15.0 - 24.0% of mass 442	14.7 (19.6)2

1-Value is % mass 69

2-Value is % mass 442

THIS CHECK APPLIES TO THE FOLLOWING SAMPLES, MS, MSD, BLANKS, AND STANDARDS:

CLIENT SAMPLE NO.	LAB SAMPLE ID	LAB FILE ID	DATE ANALYZED	TIME ANALYZED
01	ABN 2.5	IC051101	05/11/09	1217
02	ABN 10	IC051102	05/11/09	1250
03	ABN 0.1	IC051103	05/11/09	1323
04	ABN 5	IC051104	05/11/09	1357
05	ABN 0.5	IC051105	05/11/09	1432
06	ABN 1	IC051106	05/11/09	1506
07				
08				
09				
10				
11				
12				
13				
14				
15				
16				
17				
18				
19				
20				
21				
22				

5B
SEMIVOLATILE ORGANIC INSTRUMENT PERFORMANCE CHECK
DECAFLUOROTRIPHENYLPHOSPHINE (DFTPP)

Lab Name: ANALYTICAL RESOURCES, INC

Client: ESC

Instrument ID: NT2

Project: JELD-WEN NORD DOOR

DFTPP Injection Date: 06/13/09

DFTPP Injection Time: 1021

m/e	ION ABUNDANCE CRITERIA	% RELATIVE ABUNDANCE
51	30.0 - 80.0% of mass 198	66.7
68	Less than 2.0% of mass 69	0.8 (0.9)1
69	Mass 69 relative abundance	86.4
70	Less than 2.0% of mass 69	0.7 (0.8)1
127	25.0 - 75.0% of mass 198	64.2
197	Less than 1.0% of mass 198	0.0
198	Base Peak, 100% relative abundance	100.0
199	5.0 to 9.0% of mass 198	6.8
275	10.0 - 30.0% of mass 198	24.8
365	Greater than 0.75% of mass 198	3.21
441	Present, but less than mass 443	10.1
442	40.0 - 110.0% of mass 198	61.8
443	15.0 - 24.0% of mass 442	12.5 (20.2)2

1-Value is % mass 69

2-Value is % mass 442

THIS CHECK APPLIES TO THE FOLLOWING SAMPLES, MS, MSD, BLANKS, AND STANDARDS:

	CLIENT SAMPLE NO.	LAB SAMPLE ID	LAB FILE ID	DATE ANALYZED	TIME ANALYZED
01		CC0613	CC0613	06/13/09	1042
02	PB35MBS1	PB35MBS1	PB35MBR	06/13/09	1225
03	PB35LCSS1	PB35LCSS1	PB35SBR	06/13/09	1259
04	3SED12-A	PB350	PB350	06/13/09	1334
05	3SED12-A MS	PB35OMS	PB35OMS	06/13/09	1408
06	3SED12-A MSD	PB35OMSD	PB35OMSD	06/13/09	1442
07	3SED12-B	PB35Q	PB35Q	06/13/09	1517
08	3SED1-A	PB35A	PB35A	06/13/09	1551
09	3SED1-B	PB35C	PB35C	06/13/09	1626
10					
11					
12					
13					
14					
15					
16					
17					
18					
19					
20					
21					
22					

5B
SEMIVOLATILE ORGANIC INSTRUMENT PERFORMANCE CHECK
DECAFLUOROTRIPHENYLPHOSPHINE (DFTPP)

Lab Name: ANALYTICAL RESOURCES, INC
Instrument ID: NT2
DFTPP Injection Date: 06/15/09

Client: ESC
Project: JELD-WEN NORD DOOR
DFTPP Injection Time: 1015

m/e	ION ABUNDANCE CRITERIA	% RELATIVE ABUNDANCE
51	30.0 - 80.0% of mass 198	61.9
68	Less than 2.0% of mass 69	0.0 (0.0)1
69	Mass 69 relative abundance	83.3
70	Less than 2.0% of mass 69	0.6 (0.7)1
127	25.0 - 75.0% of mass 198	59.9
197	Less than 1.0% of mass 198	0.4
198	Base Peak, 100% relative abundance	100.0
199	5.0 to 9.0% of mass 198	6.7
275	10.0 - 30.0% of mass 198	25.4
365	Greater than 0.75% of mass 198	3.84
441	Present, but less than mass 443	11.9
442	40.0 - 110.0% of mass 198	73.5
443	15.0 - 24.0% of mass 442	14.9 (20.3)2

1-Value is % mass 69

2-Value is % mass 442

THIS CHECK APPLIES TO THE FOLLOWING SAMPLES, MS, MSD, BLANKS, AND STANDARDS:

	CLIENT SAMPLE NO.	LAB SAMPLE ID	LAB FILE ID	DATE ANALYZED	TIME ANALYZED
01		ABN 2.5	CC0615	06/15/09	1215
02	3SED1-C	PB35E	061503	06/15/09	1439
03	3SED2-A	PB35G	061504	06/15/09	1513
04	3SED2-B	PB35I	061505	06/15/09	1547
05	3SED2-C	PB35J	061506	06/15/09	1621
06	3SED11-A	PB35K	061507	06/15/09	1655
07	3SED11-B	PB35M	061508	06/15/09	1729
08					
09					
10					
11					
12					
13					
14					
15					
16					
17					
18					
19					
20					
21					
22					

8B
SEMIVOLATILE INTERNAL STANDARD AREA AND RT SUMMARY

Lab Name: ANALYTICAL RESOURCES, INC

Client: ESC

ARI Job No: PB35

Project: JELD-WEN NORD DOOR

Ical Midpoint ID: IC051101

Ical Date: 05/11/09

Instrument ID: NT2

Cont. Cal Date: 06/13/09

	IS1 (DCB) AREA #	RT #	IS2 (NPT) AREA #	RT #	IS3 (ANT) AREA #	RT #
=====	=====	=====	=====	=====	=====	=====
ICAL MIDPT	119785	7.88	372217	9.88	182713	12.72
UPPER LIMIT	239570	8.38	744434	10.38	365426	13.22
LOWER LIMIT	59892	7.38	186108	9.38	91356	12.22
=====	=====	=====	=====	=====	=====	=====
Sample ID						
=====	=====	=====	=====	=====	=====	=====
00 CC0613	102394	7.55	319796	9.54	167970	12.38
01 PB35MBS1	109310	7.55	329712	9.52	173447	12.38
02 PB35LCSS1	108996	7.55	327258	9.52	176860	12.38
03 3SED12-A	106551	7.55	320640	9.52	169380	12.38
04 3SED12-A MS	107058	7.55	323853	9.54	171199	12.37
05 3SED12-A MSD	102038	7.55	323528	9.54	167549	12.38
06 3SED12-B	107154	7.55	322884	9.54	165955	12.37
07 3SED1-A	104148	7.55	329832	9.54	161068	12.38
08 3SED1-B	103794	7.57	324588	9.54	165322	12.38
09						
10						
11						
12						
13						
14						
15						
16						
17						
18						
19						
20						
21						
22						

IS1 = 1,4-Dichlorobenzene-d4
IS2 = Naphthalene-d8
IS3 = Acenaphthene-d10

AREA UPPER LIMIT = +100% of internal standard area from Ical midpoint
AREA LOWER LIMIT = - 50% of internal standard area from Ical midpoint
RT UPPER LIMIT = + 0.50 minutes of internal standard RT from Cont. Cal
RT LOWER LIMIT = - 0.50 minutes of internal standard RT from Cont. Cal

* Values outside of QC limits.

8C
SEMIVOLATILE INTERNAL STANDARD AREA AND RT SUMMARY

Lab Name: ANALYTICAL RESOURCES, INC

Client: ESC

ARI Job No: PB35

Project: JELD-WEN NORD DOOR

Ical Midpoint ID: PB35C

Ical Date: 05/11/09

Instrument ID: NT2

Cont. Cal Date: 06/13/09

	IS4 (PHN) AREA #	RT #	IS5 (CRY) AREA #	RT #	IS6 (PRY) AREA #	RT #
ICAL MIDPT	286879	15.09	251912	19.41	231524	21.58
UPPER LIMIT	573758	15.59	503824	19.91	463048	22.08
LOWER LIMIT	143440	14.59	125956	18.91	115762	21.08
Sample ID						
00 CC0613	271842	14.74	211966	19.04	169442	21.18
01 PB35MBS1	294124	14.74	223405	19.04	172154	21.17
02 PB35LCSS1	292868	14.74	208235	19.02	158565	21.18
03 3SED12-A	282349	14.74	153748	19.04	146032	21.19
04 3SED12-A MS	293562	14.74	156881	19.04	148943	21.19
05 3SED12-A MSD	290105	14.74	155436	19.04	152010	21.19
06 3SED12-B	294676	14.74	162045	19.04	157127	21.19
07 3SED1-A	262826	14.74	176120	19.04	138872	21.21
08 3SED1-B	260908	14.74	179721	19.04	122807	21.21
09						
10						
11						
12						
13						
14						
15						
16						
17						
18						
19						
20						
21						
22						

IS4 = Phenanthrene-d10
IS5 = Chrysene-d12
IS6 = Perylene-d12

AREA UPPER LIMIT = +100% of internal standard area from Ical midpoint
AREA LOWER LIMIT = - 50% of internal standard area from Ical midpoint
RT UPPER LIMIT = + 0.50 minutes of internal standard RT from Cont. Cal
RT LOWER LIMIT = - 0.50 minutes of internal standard RT from Cont. Cal

* Values outside of QC limits.

8B
SEMIVOLATILE INTERNAL STANDARD AREA AND RT SUMMARY

Lab Name: ANALYTICAL RESOURCES, INC

Client: ESC

ARI Job No: PB35

Project: JELD-WEN NORD DOOR

Ical Midpoint ID: IC051101

Ical Date: 05/11/09

Instrument ID: NT2

Cont. Cal Date: 06/15/09

	IS1 (DCB) AREA #	RT #	IS2 (NPT) AREA #	RT #	IS3 (ANT) AREA #	RT #
ICAL MIDPT	119785	7.88	372217	9.88	182713	12.72
UPPER LIMIT	239570	8.38	744434	10.38	365426	13.22
LOWER LIMIT	59892	7.38	186108	9.38	91356	12.22
Sample ID						
00 CC0615	127809	7.47	386074	9.46	198525	12.30
01 3SED1-C	180109	7.47	524998	9.46	258663	12.28
02 3SED2-A	182024	7.47	553253	9.46	282375	12.30
03 3SED2-B	179126	7.47	552433	9.46	281792	12.30
04 3SED2-C	215075	7.47	637074	9.46	328114	12.30
05 3SED11-A	178453	7.49	532336	9.46	274034	12.30
06 3SED11-B	192009	7.49	573327	9.46	294291	12.30
07						
08						
09						
10						
11						
12						
13						
14						
15						
16						
17						
18						
19						
20						
21						
22						

IS1 = 1,4-Dichlorobenzene-d4

IS2 = Naphthalene-d8

IS3 = Acenaphthene-d10

AREA UPPER LIMIT = +100% of internal standard area from Ical midpoint

AREA LOWER LIMIT = - 50% of internal standard area from Ical midpoint

RT UPPER LIMIT = + 0.50 minutes of internal standard RT from Cont. Cal

RT LOWER LIMIT = - 0.50 minutes of internal standard RT from Cont. Cal

* Values outside of QC limits.

SEMIVOLATILE INTERNAL STANDARD AREA AND RT SUMMARY

Lab Name: ANALYTICAL RESOURCES, INC

Client: ESC

ARI Job No: PB35

Project: JELD-WEN NORD DOOR

Ical Midpoint ID: 061508

Ical Date: 05/11/09

Instrument ID: NT2

Cont. Cal Date: 06/15/09

	IS4 (PHN) AREA #	RT #	IS5 (CRY) AREA #	RT #	IS6 (PRY) AREA #	RT #
=====	=====	=====	=====	=====	=====	=====
ICAL MIDPT	286879	15.09	251912	19.41	231524	21.58
UPPER LIMIT	573758	15.59	503824	19.91	463048	22.08
LOWER LIMIT	143440	14.59	125956	18.91	115762	21.08
=====	=====	=====	=====	=====	=====	=====
Sample ID						
=====	=====	=====	=====	=====	=====	=====
00 CC0615	337566	14.64	285992	18.93	233429	21.08
01 3SED1-C	471310	14.64	316430	18.94	234750	21.10
02 3SED2-A	516676	14.64	344541	18.94	192919	21.10
03 3SED2-B	514213	14.66	349131	18.96	207020	21.10
04 3SED2-C	604448*	14.64	426405	18.96	191888	21.13
05 3SED11-A	456482	14.64	309743	18.94	165027	21.08
06 3SED11-B	516722	14.64	344869	18.94	184053	21.10
07						
08						
09						
10						
11						
12						
13						
14						
15						
16						
17						
18						
19						
20						
21						
22						

IS4 = Phenanthrene-d10

IS5 = Chrysene-d12

IS6 = Perylene-d12

AREA UPPER LIMIT = +100% of internal standard area from Ical midpoint

AREA LOWER LIMIT = - 50% of internal standard area from Ical midpoint

RT UPPER LIMIT = + 0.50 minutes of internal standard RT from Cont. Cal

RT LOWER LIMIT = - 0.50 minutes of internal standard RT from Cont. Cal

* Values outside of QC limits.

SIM Semivolatile Analysis
Sample Data

prepared
for

ENVIROMENTAL SCIENCE CORP.

Project: JELD-WEN NORD DOOR

ARI JOB NO: PB35

prepared
by

Analytical Resources, Inc.

ORGANICS ANALYSIS DATA SHEET

Semivolatiles by Selected Ion Monitoring GC/MS

Sample ID: 3SED1-A

Page 1 of 1

SAMPLE

Lab Sample ID: PB35A

QC Report No: PB35-ENVIRONMENTAL SCIENCE CORP.

LIMS ID: 09-12717

Project: JELD-WEN NORD DOOR

Matrix: Sediment

Event: NA

Data Release Authorized:

Date Sampled: 06/03/09

Reported: 06/17/09

Date Received: 06/03/09

Date Extracted: 06/08/09

Sample Amount: 16.4 g-dry-wt

Date Analyzed: 06/13/09 15:51

Final Extract Volume: 1.0 mL

Instrument/Analyst: NT2/PK

Dilution Factor: 3.00

GPC Cleanup: Yes

Percent Moisture: 37.1%

Silica Gel Cleanup: No

Alumina Cleanup: No

CAS Number	Analyte	RL	Result
53-70-3	Dibenz (a, h) anthracene	18	< 18 U
106-46-7	1,4-Dichlorobenzene	18	< 18 U
120-82-1	1,2,4-Trichlorobenzene	18	< 18 U
118-74-1	Hexachlorobenzene	18	< 18 U
87-68-3	Hexachlorobutadiene	18	< 18 U
131-11-3	Dimethylphthalate	46	< 46 U
85-68-7	Butylbenzylphthalate	46	< 46 U
95-48-7	2-Methylphenol	18	< 18 U
105-67-9	2,4-Dimethylphenol	18	< 18 U
86-30-6	N-Nitrosodiphenylamine	18	< 18 U
100-51-6	Benzyl Alcohol	92	< 92 U
87-86-5	Pentachlorophenol	92	< 92 U
95-50-1	1,2-Dichlorobenzene	18	< 18 U
541-73-1	1,3-Dichlorobenzene	18	< 18 U

Reported in µg/kg (ppb)

SIM Semivolatile Surrogate Recovery

2-Fluorobiphenyl	69.6%	d5-Phenol	56.0%
2-Fluorophenol	55.2%	d4-2-Chlorophenol	64.8%
d4-1,2-Dichlorobenzene	58.8%	d5-Nitrobenzene	61.2%
2,4,6-Tribromophenol	80.0%	d14-p-Terphenyl	85.2%

Analytical Resources, Inc.

Semivolatiles Report SW846 Method 8270D

Data file : /chem3/nt2.i/20090613.b/pb35a.d
 Lab Smp Id: PB35A Client Smp ID: 3SED1-A
 Inj Date : 13-JUN-2009 15:51
 Operator : VTS Inst ID: nt2.i
 Smp Info : PB35A,3
 Misc Info : 09-12717
 Comment :
 Method : /chem3/nt2.i/20090613.b/SIMABN.m
 Meth Date : 16-Jun-2009 11:51 peter Quant Type: ISTD
 Cal Date : 11-MAY-2009 13:57 Cal File: ic051104.d
 Als bottle: 7
 Dil Factor: 3.00000
 Integrator: HP RTE Compound Sublist: wind.sub
 Target Version: 3.50
 Processing Host: cserv3

Concentration Formula: Amt * DF * Vt / (Ws * (100 - M) / 100) * CpndVariable

Name	Value	Description
DF	3.00000	Dilution Factor
Vt	1000.00000	Volume of final extract (uL)
Ws	26.10000	Weight of sample extracted (g)
M	37.10000	% Moisture

Cpnd Variable

Local Compound Variable

Compounds	QUANT SIG	RT	EXP RT	REL RT	RESPONSE	CONCENTRATIONS	
						ON-COLUMN (ug/mL)	FINAL (ug/kg)
\$ 1 2-Fluorophenol	112	5.728	5.714	(0.759)	42935	0.69002	126.1
\$ 2 Phenol-d5	99	7.168	7.133	(0.949)	57387	0.69652	127.3
3 Phenol	94	Compound Not Detected.					
\$ 5 2-Chlorophenol-d4	132	7.272	7.272	(0.963)	44804	0.80919	147.9
7 1,3-Dichlorobenzene	146	Compound Not Detected.					
* 8 1,4-Dichlorobenzene-d4	152	7.551	7.550	(1.000)	104148	2.00000	
9 1,4-Dichlorobenzene	146	Compound Not Detected.					
\$ 10 1,2-Dichlorobenzene-d4	152	7.845	7.844	(1.039)	19285	0.48739	89.06
11 Benzyl alcohol	79	Compound Not Detected.					
12 1,2-Dichlorobenzene	146	Compound Not Detected.					
13 2-Methylphenol	108	Compound Not Detected.					
15 4-Methylphenol	108	8.277	8.277	(1.096)	3667	0.05397	9.862
16 N-Nitroso-di-n-propylamine	70	Compound Not Detected.					
\$ 18 Nitrobenzene-d5	82	8.446	8.446	(0.885)	45235	0.50522	92.32
22 2,4-Dimethylphenol	107	Compound Not Detected.					

Compounds	QUANT SIG MASS	RT	EXP RT	REL RT	RESPONSE	CONCENTRATIONS	
						ON-COLUMN (ug/mL)	FINAL (ug/kg)
26 1,2,4-Trichlorobenzene	180						
* 27 Naphthalene-d8	136	9.543	9.542	(1.000)	329832	2.00000	
30 Hexachlorobutadiene	225						
\$ 36 2-Fluorobiphenyl	172	11.321	11.320	(0.915)	67086	0.58383	106.7
39 Dimethylphthalate	163						
* 42 Acenaphthene-d10	162	12.376	12.376	(1.000)	161068	2.00000	
50 Diethylphthalate	149	13.193	13.192	(1.066)	13416	0.10926	19.97 (M) B
54 N-Nitrosodiphenylamine	169						
\$ 55 2,4,6-Tribromophenol	330	13.667	13.667	(0.927)	12450	1.00209	183.1
57 Hexachlorobenzene	284						
58 Pentachlorophenol	266	14.567	14.567	(0.988)	1122	0.06347	11.60
* 59 Phenanthrene-d10	188	14.736	14.736	(1.000)	262826	2.00000	
\$ 66 Terphenyl-d14	244	17.382	17.382	(0.913)	38837	0.70889	129.5
67 Butylbenzylphthalate	149						
* 69 Chrysene-d12	240	19.036	19.036	(1.000)	176120	2.00000	
* 77 Perylene-d12	264	21.206	21.175	(1.000)	138872	2.00000	
79 Dibenzo(a,h)anthracene	278	22.714	22.683	(1.071)	3335	0.05170	9.448 (M)
90 N-Nitrosodimethylamine	74						

QC Flag Legend

M - Compound response manually integrated.

Analytical Resources, Inc.

INTERNAL STANDARD COMPOUNDS
 AREA AND RT SUMMARY

Instrument ID: nt2.i	Calibration Date: 13-JUN-2009
Lab File ID: pb35a.d	Calibration Time: 10:42
Lab Smp Id: PB35A	Client Smp ID: 3SED1-A
Analysis Type: SV	Level: LOW
Quant Type: ISTD	Sample Type: Sediment
Operator: VTS	
Method File: /chem3/nt2.i/20090613.b/SIMABN.m	
Misc Info: 09-12717	

Test Mode: Use Initial Calibration Level 4.

COMPOUND	STANDARD	AREA LIMIT		SAMPLE	%DIFF
		LOWER	UPPER		
8 1,4-Dichlorobenze	119785	59892	239570	104148	-13.05
27 Naphthalene-d8	372217	186108	744434	329832	-11.39
42 Acenaphthene-d10	182713	91356	365426	161068	11.85
59 Phenanthrene-d10	286879	143440	573758	262826	-8.38
69 Chrysene-d12	251912	125956	503824	176120	-30.09
77 Perylene-d12	231524	115762	463048	138872	-40.02

COMPOUND	STANDARD	RT LIMIT		SAMPLE	%DIFF
		LOWER	UPPER		
8 1,4-Dichlorobenze	7.55	7.05	8.05	7.55	0.01
27 Naphthalene-d8	9.54	9.04	10.04	9.54	0.00
42 Acenaphthene-d10	12.38	11.88	12.88	12.38	0.00
59 Phenanthrene-d10	14.74	14.24	15.24	14.74	0.00
69 Chrysene-d12	19.04	18.54	19.54	19.04	0.00
77 Perylene-d12	21.18	20.68	21.68	21.21	0.15

AREA UPPER LIMIT = +100% of internal standard area.
 AREA LOWER LIMIT = - 50% of internal standard area.
 RT UPPER LIMIT = + 0.50 minutes of internal standard RT.
 RT LOWER LIMIT = - 0.50 minutes of internal standard RT.

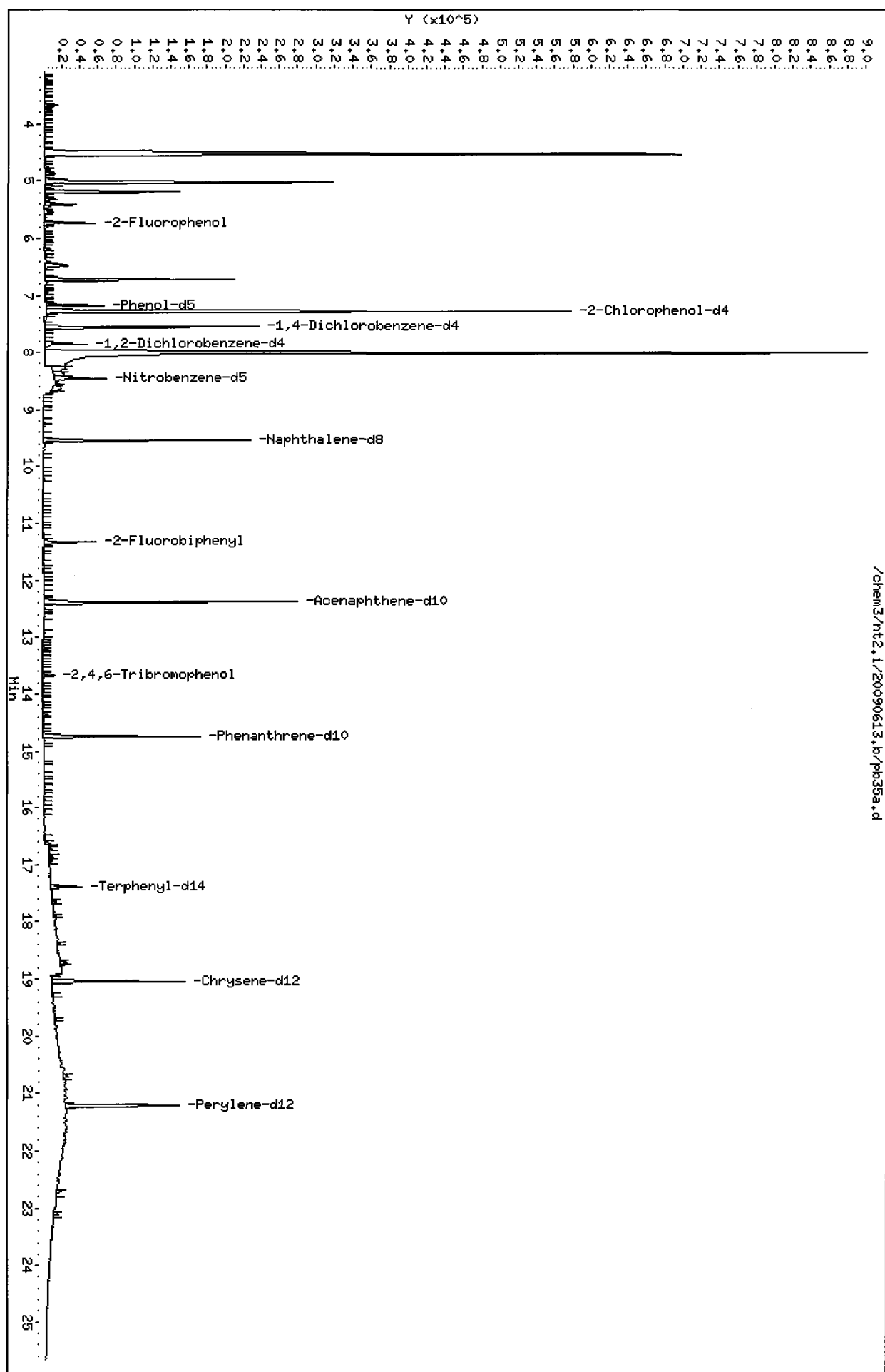
Analytical Resources, Inc.

RECOVERY REPORT

Client Name: ESC Client SDG: PB35
Sample Matrix: SOLID Fraction: SV
Lab Smp Id: PB35A Client Smp ID: 3SED1-A
Level: LOW Operator: VTS
Data Type: MS DATA SampleType: SAMPLE
SpikeList File: wind.spk Quant Type: ISTD
Sublist File: wind.sub
Method File: /chem3/nt2.i/20090613.b/SIMABN.m
Misc Info: 09-12717

SURROGATE COMPOUND	CONC ADDED ug/kg	CONC RECOVERED ug/kg	% RECOVERED	LIMITS
\$ 1 2-Fluorophenol	228.4	126.1	55.20	30-160
\$ 2 Phenol-d5	228.4	127.3	55.72	30-160
\$ 5 2-Chlorophenol-d4	228.4	147.9	64.73	30-160
\$ 10 1,2-Dichlorobenzen	152.3	89.06	58.49	30-160
\$ 18 Nitrobenzene-d5	152.3	92.32	60.63	30-160
\$ 36 2-Fluorobiphenyl	152.3	106.7	70.06	30-160
\$ 55 2,4,6-Tribromophen	228.4	183.1	80.17	30-160
\$ 66 Terphenyl-d14	152.3	129.5	85.07	30-160

/chem3/nt2.1/20090613.b/pb35a.d



Date : 13-JUN-2009 15:51

Client ID: 3SED1-A

Instrument: nt2.i

Sample Info: PB35A.3

Volume Injected (uL): 2.0

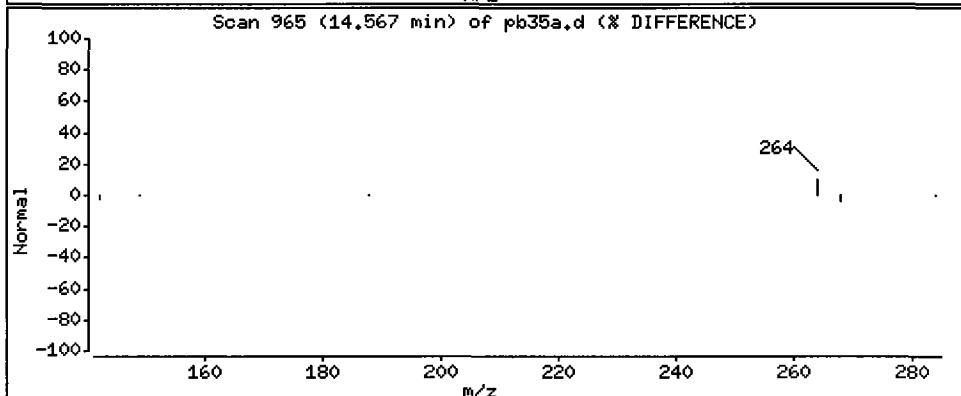
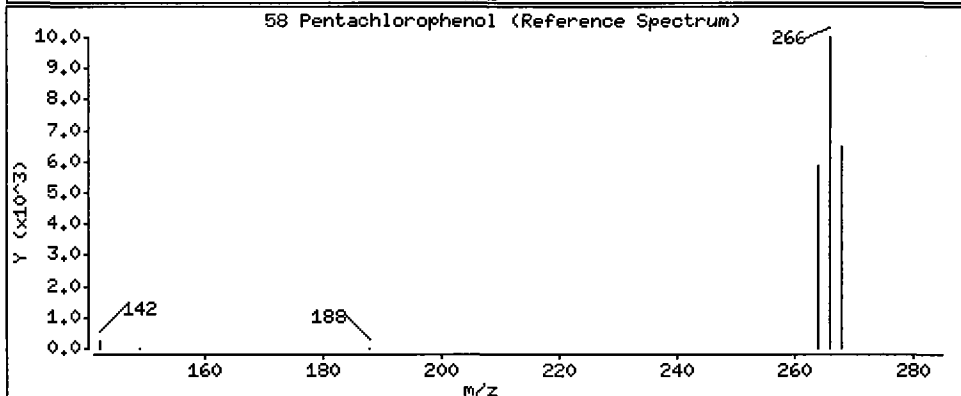
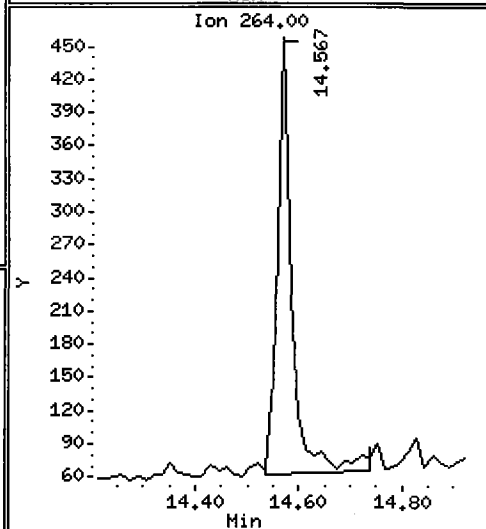
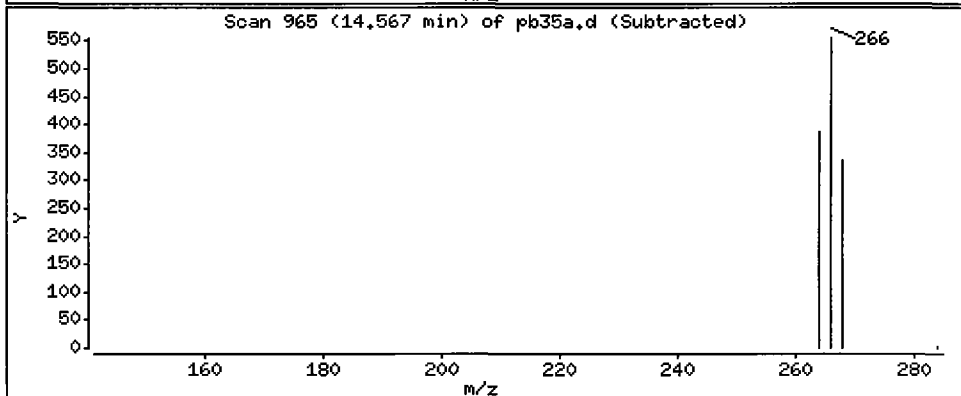
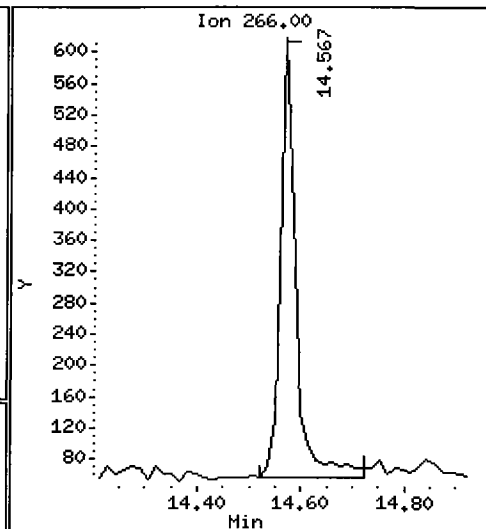
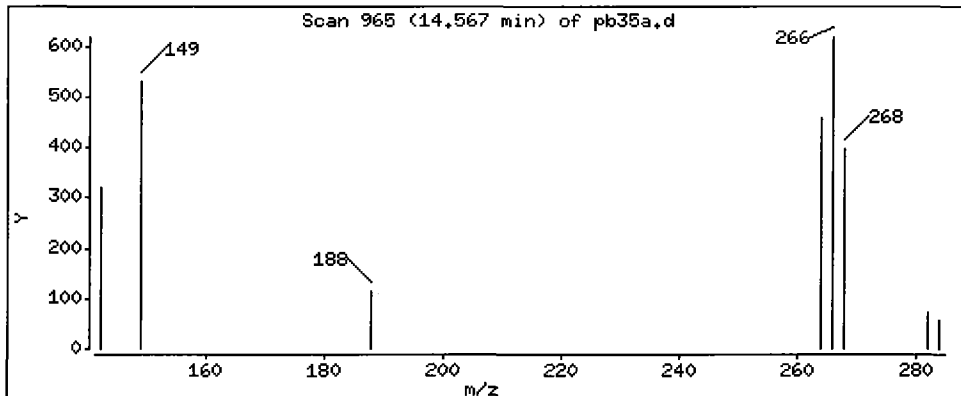
Operator: VTS

Column phase: ZB-5

Column diameter: 0.32

58 Pentachlorophenol

Concentration: 11.60 ug/kg



Date: 13-JUN-2009 15:51

Client ID: 3SED1-A

Instrument: nt2.i

Sample Info: PB35A,3

Volume Injected (uL): 2.0

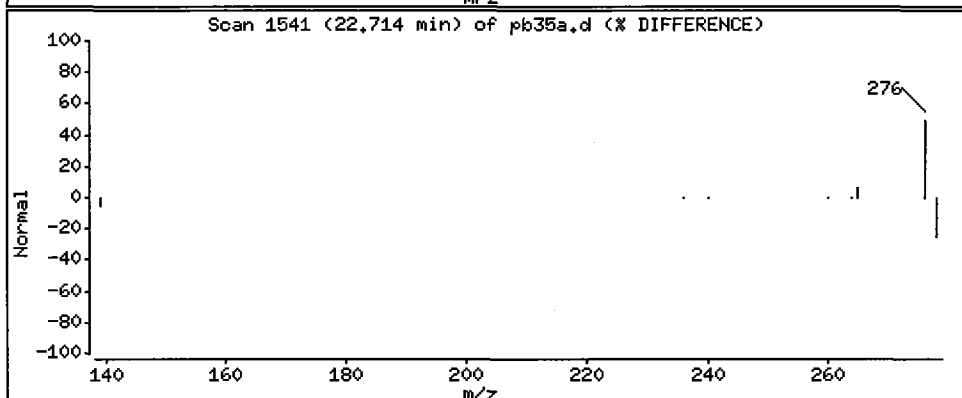
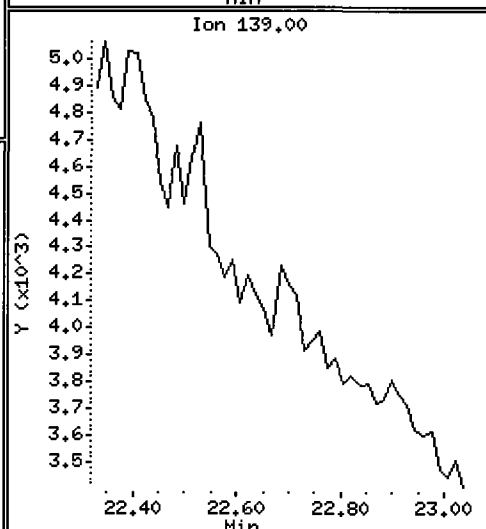
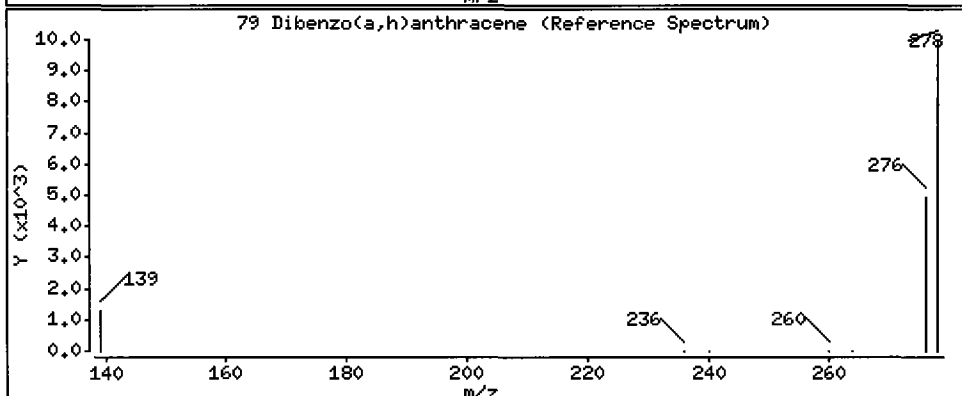
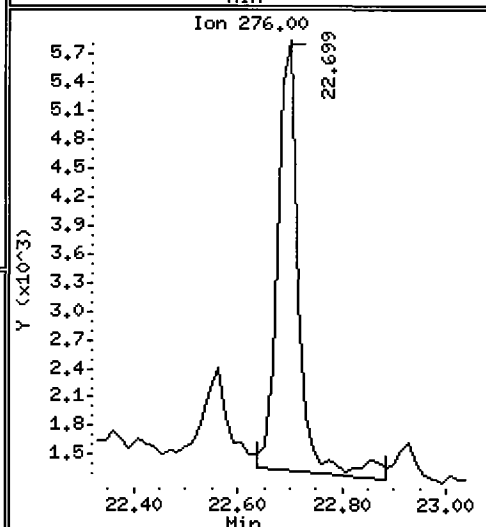
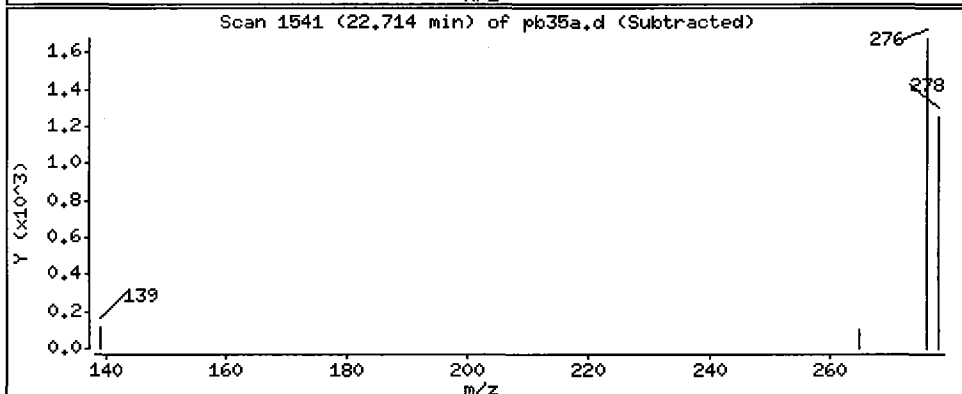
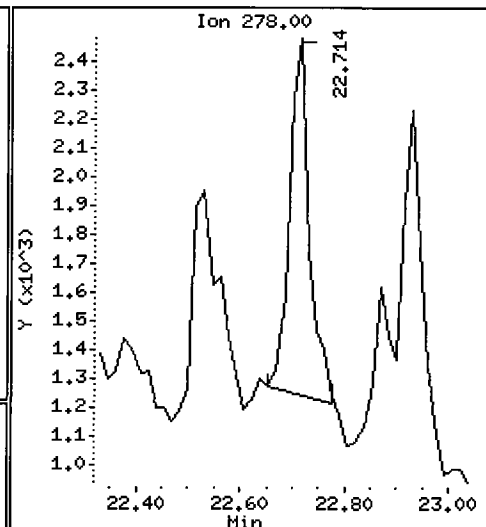
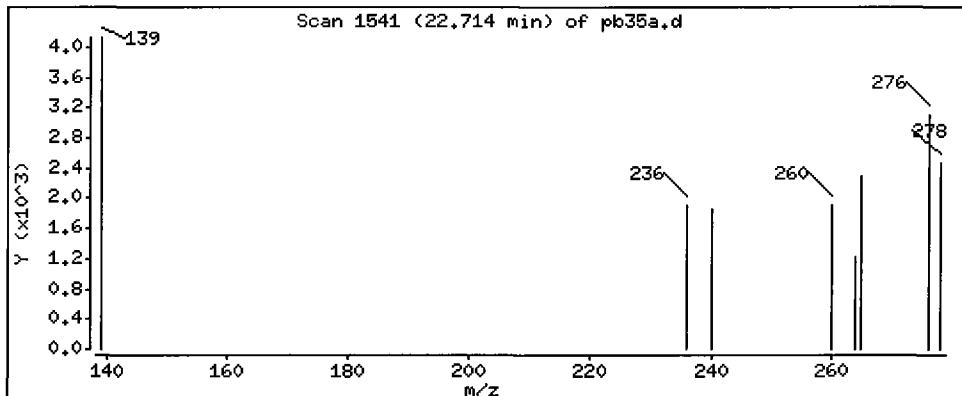
Operator: VTS

Column phase: ZB-5

Column diameter: 0.32

79 Dibenzo(a,h)anthracene

Concentration: 9.448 ug/kg



ORGANICS ANALYSIS DATA SHEET

Semivolatiles by Selected Ion Monitoring GC/MS

Sample ID: 3SED1-B

Page 1 of 1

SAMPLE

Lab Sample ID: PB35C

QC Report No: PB35-ENVIRONMENTAL SCIENCE CORP.

LIMS ID: 09-12719

Project: JELD-WEN NORD DOOR

Matrix: Sediment

Event: NA

Data Release Authorized: 

Date Sampled: 06/03/09

Reported: 06/17/09

Date Received: 06/03/09

Date Extracted: 06/08/09

Sample Amount: 16.6 g-dry-wt

Date Analyzed: 06/13/09 16:26

Final Extract Volume: 1.0 mL

Instrument/Analyst: NT2/PK

Dilution Factor: 3.00

GPC Cleanup: Yes

Percent Moisture: 43.3%

Silica Gel Cleanup: No

Alumina Cleanup: No

CAS Number	Analyte	RL	Result
53-70-3	Dibenz (a, h) anthracene	18	< 18 U
106-46-7	1,4-Dichlorobenzene	18	< 18 U
120-82-1	1,2,4-Trichlorobenzene	18	< 18 U
118-74-1	Hexachlorobenzene	18	< 18 U
87-68-3	Hexachlorobutadiene	18	< 18 U
131-11-3	Dimethylphthalate	45	< 45 U
85-68-7	Butylbenzylphthalate	45	< 45 U
95-48-7	2-Methylphenol	18	< 18 U
105-67-9	2,4-Dimethylphenol	18	< 18 U
86-30-6	N-Nitrosodiphenylamine	18	< 18 U
100-51-6	Benzyl Alcohol	90	< 90 U
87-86-5	Pentachlorophenol	90	< 90 U
95-50-1	1,2-Dichlorobenzene	18	< 18 U
541-73-1	1,3-Dichlorobenzene	18	< 18 U

Reported in $\mu\text{g}/\text{kg}$ (ppb)

SIM Semivolatile Surrogate Recovery

2-Fluorobiphenyl	69.6%	d5-Phenol	58.4%
2-Fluorophenol	60.0%	d4-2-Chlorophenol	70.4%
d4-1,2-Dichlorobenzene	58.8%	d5-Nitrobenzene	64.8%
2,4,6-Tribromophenol	83.2%	d14-p-Terphenyl	82.8%

Analytical Resources, Inc.

Semivolatle Report SW846 Method 8270D

Data file : /chem3/nt2.i/20090613.b/pb35c.d
 Lab Smp Id: PB35C Client Smp ID: 3SED1-B
 Inj Date : 13-JUN-2009 16:26
 Operator : VTS Inst ID: nt2.i
 Smp Info : PB35C,3
 Misc Info : 09-12719
 Comment :
 Method : /chem3/nt2.i/20090613.b/SIMABN.m
 Meth Date : 16-Jun-2009 11:51 peter Quant Type: ISTD
 Cal Date : 11-MAY-2009 13:57 Cal File: ic051104.d
 Als bottle: 8
 Dil Factor: 3.00000
 Integrator: HP RTE Compound Sublist: wind.sub
 Target Version: 3.50
 Processing Host: cserv3

Concentration Formula: Amt * DF * Vt/(Ws * (100 - M)/100) * CpndVariable

Name	Value	Description
DF	3.00000	Dilution Factor
Vt	1000.00000	Volume of final extract (uL)
Ws	29.30000	Weight of sample extracted (g)
M	43.30000	% Moisture

Cpnd Variable

Local Compound Variable

Compounds	QUANT	SIG	RT	EXP RT	REL RT	RESPONSE	CONCENTRATIONS	
							ON-COLUMN (ug/mL)	FINAL (ug/kg)
\$ 1 2-Fluorophenol	112		5.731	5.714	(0.757)	46240	0.74567	134.7
\$ 2 Phenol-d5	99		7.169	7.133	(0.947)	60292	0.73427	132.6
3 Phenol	94		Compound Not Detected.					
\$ 5 2-Chlorophenol-d4	132		7.285	7.272	(0.963)	48476	0.87849	158.6
7 1,3-Dichlorobenzene	146		Compound Not Detected.					
* 8 1,4-Dichlorobenzene-d4	152		7.567	7.550	(1.000)	103794	2.00000	
9 1,4-Dichlorobenzene	146		Compound Not Detected.					
\$ 10 1,2-Dichlorobenzene-d4	152		7.844	7.844	(1.037)	19159	0.48586	87.74
11 Benzyl alcohol	79		Compound Not Detected.					
12 1,2-Dichlorobenzene	146		Compound Not Detected.					
13 2-Methylphenol	108		Compound Not Detected.					
15 4-Methylphenol	108		8.277	8.277	(1.094)	5036	0.07437	13.43
16 N-Nitroso-di-n-propylamine	70		Compound Not Detected.					
\$ 18 Nitrobenzene-d5	82		8.446	8.446	(0.885)	47643	0.54071	97.64
22 2,4-Dimethylphenol	107		Compound Not Detected.					

Compounds	QUANT SIG MASS	RT	EXP RT	REL RT	RESPONSE	CONCENTRATIONS	
						ON-COLUMN (ug/mL)	FINAL (ug/kg)
26 1,2,4-Trichlorobenzene	180						
* 27 Naphthalene-d8	136	9.543	9.542	(1.000)	324588	2.00000	
30 Hexachlorobutadiene	225						
\$ 36 2-Fluorobiphenyl	172	11.320	11.320	(0.915)	68720	0.58266	105.2
39 Dimethylphthalate	163						
* 42 Acenaphthene-d10	162	12.375	12.376	(1.000)	165322	2.00000	
50 Diethylphthalate	149	13.194	13.192	(1.066)	6674	0.05296	9.563
54 N-Nitrosodiphenylamine	169						
\$ 55 2,4,6-Tribromophenol	330	13.669	13.667	(0.928)	12812	1.03881	187.6
57 Hexachlorobenzene	284						
58 Pentachlorophenol	266	14.567	14.567	(0.988)	2650	0.15101	27.27
* 59 Phenanthrene-d10	188	14.736	14.736	(1.000)	260908	2.00000	
\$ 66 Terphenyl-d14	244	17.381	17.382	(0.913)	38635	0.69107	124.8
67 Butylbenzylphthalate	149						
* 69 Chrysene-d12	240	19.036	19.036	(1.000)	179721	2.00000	
* 77 Perylene-d12	264	21.206	21.175	(1.000)	122807	2.00000	
79 Dibenzo(a,h)anthracene	278						
90 N-Nitrosodimethylamine	74						

Analytical Resources, Inc.

INTERNAL STANDARD COMPOUNDS
 AREA AND RT SUMMARY

Instrument ID: nt2.i
 Lab File ID: pb35c.d
 Lab Smp Id: PB35C
 Analysis Type: SV
 Quant Type: ISTD
 Operator: VTS
 Method File: /chem3/nt2.i/20090613.b/SIMABN.m
 Misc Info: 09-12719

Calibration Date: 13-JUN-2009
 Calibration Time: 10:42
 Client Smp ID: 3SED1-B
 Level: LOW
 Sample Type: Sediment

Test Mode:
 Use Initial Calibration Level 4.

COMPOUND	STANDARD	AREA LIMIT		SAMPLE	%DIFF
		LOWER	UPPER		
8 1,4-Dichlorobenze	119785	59892	239570	103794	-13.35
27 Naphthalene-d8	372217	186108	744434	324588	-12.80
42 Acenaphthene-d10	182713	91356	365426	165322	-9.52
59 Phenanthrene-d10	286879	143440	573758	260908	-9.05
69 Chrysene-d12	251912	125956	503824	179721	-28.66
77 Perylene-d12	231524	115762	463048	122807	-46.96

COMPOUND	STANDARD	RT LIMIT		SAMPLE	%DIFF
		LOWER	UPPER		
8 1,4-Dichlorobenze	7.55	7.05	8.05	7.57	0.22
27 Naphthalene-d8	9.54	9.04	10.04	9.54	0.01
42 Acenaphthene-d10	12.38	11.88	12.88	12.38	0.00
59 Phenanthrene-d10	14.74	14.24	15.24	14.74	0.00
69 Chrysene-d12	19.04	18.54	19.54	19.04	0.00
77 Perylene-d12	21.18	20.68	21.68	21.21	0.14

AREA UPPER LIMIT = +100% of internal standard area.
 AREA LOWER LIMIT = - 50% of internal standard area.
 RT UPPER LIMIT = + 0.50 minutes of internal standard RT.
 RT LOWER LIMIT = - 0.50 minutes of internal standard RT.

Analytical Resources, Inc.

RECOVERY REPORT

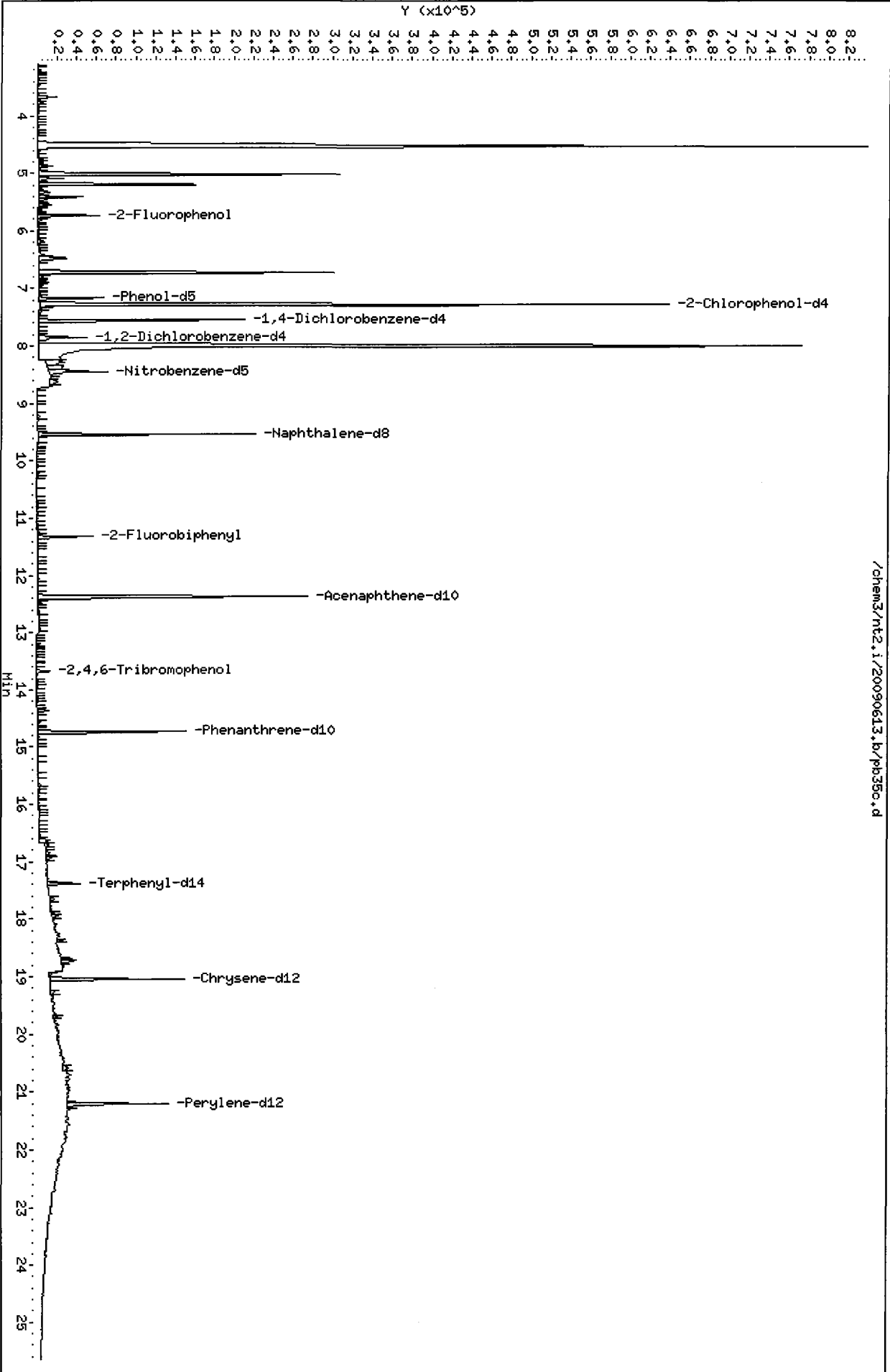
Client Name: ESC Client SDG: PB35
 Sample Matrix: SOLID Fraction: SV
 Lab Smp Id: PB35C Client Smp ID: 3SED1-B
 Level: LOW Operator: VTS
 Data Type: MS DATA SampleType: SAMPLE
 SpikeList File: wind.spk Quant Type: ISTD
 Sublist File: wind.sub
 Method File: /chem3/nt2.i/20090613.b/SIMABN.m
 Misc Info: 09-12719

SURROGATE COMPOUND	CONC ADDED ug/kg	CONC RECOVERED ug/kg	% RECOVERED	LIMITS
\$ 1 2-Fluorophenol	225.7	134.7	59.65	30-160
\$ 2 Phenol-d5	225.7	132.6	58.74	30-160
\$ 5 2-Chlorophenol-d4	225.7	158.6	70.28	30-160
\$ 10 1,2-Dichlorobenzen	150.5	87.74	58.30	30-160
\$ 18 Nitrobenzene-d5	150.5	97.64	64.89	30-160
\$ 36 2-Fluorobiphenyl	150.5	105.2	69.92	30-160
\$ 55 2,4,6-Tribromophen	225.7	187.6	83.10	30-160
\$ 66 Terphenyl-d14	150.5	124.8	82.93	30-160

Data File: /chem3/nt2.1/20090613.b/pb35c.d
Date : 13-JUN-2009 16:26
Client ID: 3SED1-8
Sample Info: PB35C,3
Volume Injected (uL): 2.0
Column phase: ZB-5

Instrument: nt2.i
Operator: VTS
Column diameter: 0.32

/chem3/nt2.1/20090613.b/pb35c.d



Date : 13-JUN-2009 16:26

Client ID: 3SED1-B

Instrument: nt2.i

Sample Info: PB35C,3

Volume Injected (uL): 2.0

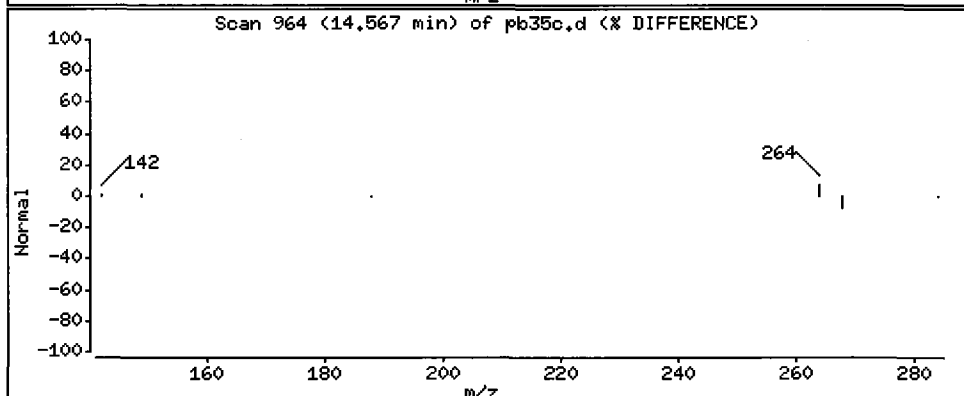
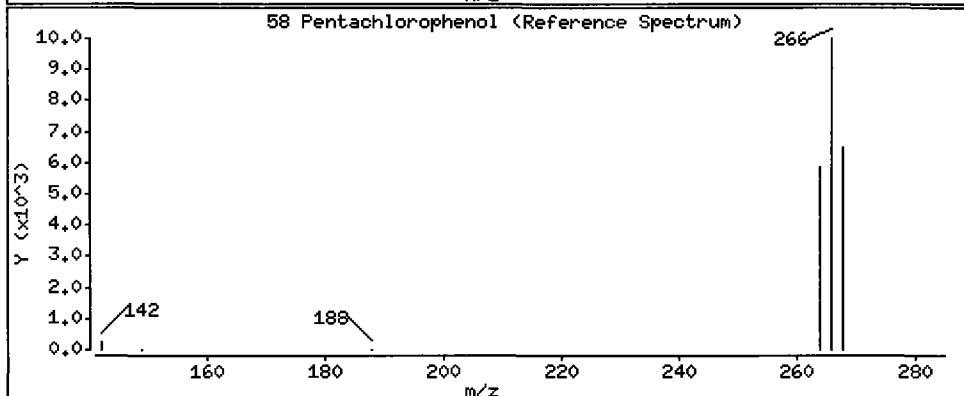
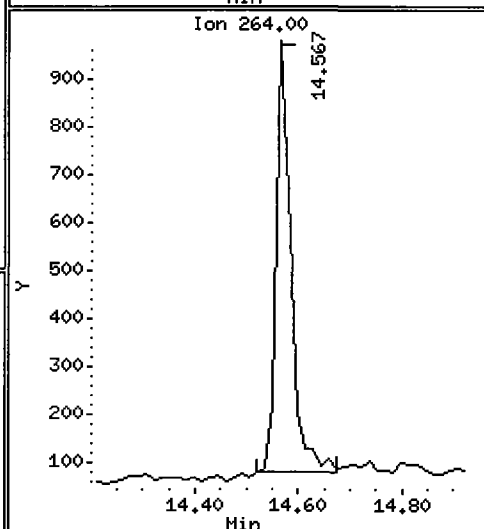
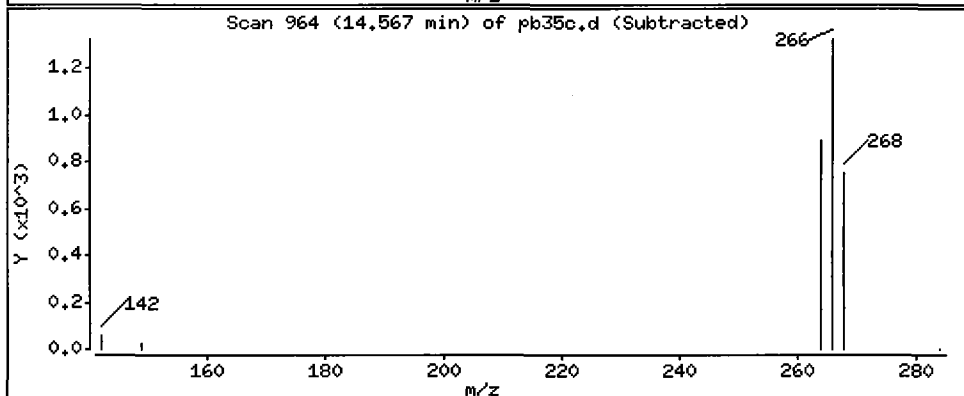
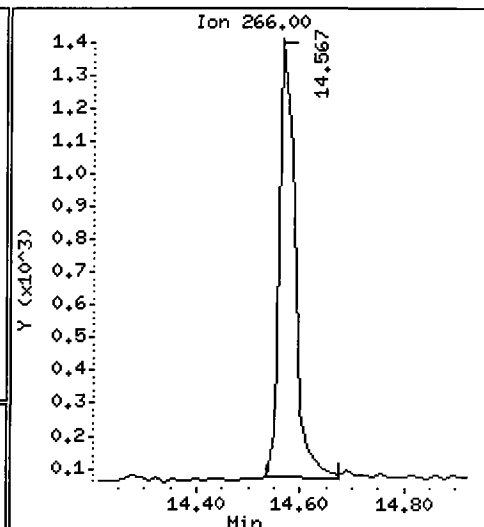
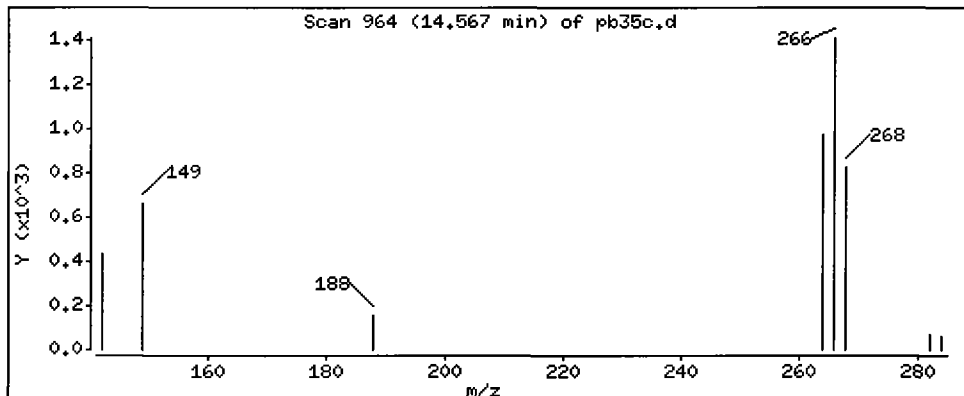
Operator: VTS

Column phase: ZB-5

Column diameter: 0.32

58 Pentachlorophenol

Concentration: 27.27 ug/kg



ORGANICS ANALYSIS DATA SHEET

Semivolatiles by Selected Ion Monitoring GC/MS

Sample ID: 3SED1-C

Page 1 of 1

SAMPLE

Lab Sample ID: PB35E

QC Report No: PB35-ENVIRONMENTAL SCIENCE CORP.

LIMS ID: 09-12721

Project: JELD-WEN NORD DOOR

Matrix: Sediment

Event: NA

Data Release Authorized: 

Date Sampled: 06/03/09

Reported: 06/17/09

Date Received: 06/03/09

Date Extracted: 06/08/09

Sample Amount: 16.6 g-dry-wt

Date Analyzed: 06/15/09 14:39

Final Extract Volume: 1.0 mL

Instrument/Analyst: NT2/PK

Dilution Factor: 3.00

GPC Cleanup: Yes

Percent Moisture: 46.8%

Silica Gel Cleanup: No

Alumina Cleanup: No

CAS Number	Analyte	RL	Result
53-70-3	Dibenz (a, h) anthracene	18	< 18 U
106-46-7	1,4-Dichlorobenzene	18	< 18 U
120-82-1	1,2,4-Trichlorobenzene	18	< 18 U
118-74-1	Hexachlorobenzene	18	< 18 U
87-68-3	Hexachlorobutadiene	18	< 18 U
131-11-3	Dimethylphthalate	45	< 45 U
85-68-7	Butylbenzylphthalate	45	< 45 U
95-48-7	2-Methylphenol	18	< 18 U
105-67-9	2,4-Dimethylphenol	18	< 18 U
86-30-6	N-Nitrosodiphenylamine	18	< 18 U
100-51-6	Benzyl Alcohol	90	< 90 U
87-86-5	Pentachlorophenol	90	< 90 U
95-50-1	1,2-Dichlorobenzene	18	< 18 U
541-73-1	1,3-Dichlorobenzene	18	< 18 U

Reported in $\mu\text{g}/\text{kg}$ (ppb)

SIM Semivolatile Surrogate Recovery

2-Fluorobiphenyl	78.0%	d5-Phenol	65.6%
2-Fluorophenol	65.6%	d4-2-Chlorophenol	73.6%
d4-1,2-Dichlorobenzene	61.2%	d5-Nitrobenzene	72.0%
2,4,6-Tribromophenol	79.2%	d14-p-Terphenyl	93.6%

Analytical Resources, Inc.

Semivolatiles Report SW846 Method 8270D

Data file : /chem3/nt2.i/20090615.b/061503.d
 Lab Smp Id: PB35E Client Smp ID: 3SED1-C
 Inj Date : 15-JUN-2009 14:39
 Operator : VTS Inst ID: nt2.i
 Smp Info : PB35E,3
 Misc Info : 09-12721
 Comment :
 Method : /chem3/nt2.i/20090615.b/SIMABN.m
 Meth Date : 15-Jun-2009 13:35 peter Quant Type: ISTD
 Cal Date : 11-MAY-2009 13:57 Cal File: ic051104.d
 Als bottle: 3
 Dil Factor: 3.00000
 Integrator: HP RTE Compound Sublist: wind.sub
 Target Version: 3.50
 Processing Host: cserv3

Concentration Formula: Amt * DF * Vt / (Ws * (100 - M) / 100) * CpndVariable

Name	Value	Description
DF	3.00000	Dilution Factor
Vt	1000.00000	Volume of final extract (uL)
Ws	31.20000	Weight of sample extracted (g)
M	46.80000	% Moisture

Cpnd Variable

Local Compound Variable

Compounds	QUANT SIG	RT	EXP RT	REL RT	RESPONSE	CONCENTRATIONS	
						ON-COLUMN (ug/mL)	FINAL (ug/kg)
\$ 1 2-Fluorophenol	112	5.653	5.639	(0.757)	87743	0.81542	147.4
\$ 2 Phenol-d5	99	7.100	7.054	(0.951)	116920	0.82058	148.3 (H)
3 Phenol	94	Compound Not Detected.					
\$ 5 2-Chlorophenol-d4	132	7.193	7.192	(0.963)	88444	0.92367	166.9
7 1,3-Dichlorobenzene	146	Compound Not Detected.					
* 8 1,4-Dichlorobenzene-d4	152	7.467	7.467	(1.000)	180109	2.00000	
9 1,4-Dichlorobenzene	146	Compound Not Detected.					
\$ 10 1,2-Dichlorobenzene-d4	152	7.761	7.761	(1.039)	34829	0.50900	92.00
11 Benzyl alcohol	79	Compound Not Detected.					
12 1,2-Dichlorobenzene	146	Compound Not Detected.					
13 2-Methylphenol	108	Compound Not Detected.					
15 4-Methylphenol	108	8.208	8.191	(1.099)	9914	0.08437	15.25
16 N-Nitroso-di-n-propylamine	70	Compound Not Detected.					
\$ 18 Nitrobenzene-d5	82	8.362	8.361	(0.884)	84972	0.59624	107.8
22 2,4-Dimethylphenol	107	Compound Not Detected.					

Compounds	QUANT SIG MASS	RT	EXP RT	REL RT	RESPONSE	CONCENTRATIONS	
						ON-COLUMN (ug/mL)	FINAL (ug/kg)
26 1,2,4-Trichlorobenzene	180						
* 27 Naphthalene-d8	136	9.462	9.463	(1.000)	524998	2.00000	
30 Hexachlorobutadiene	225						
\$ 36 2-Fluorobiphenyl	172	11.242	11.241	(0.915)	120253	0.65166	117.8
39 Dimethylphthalate	163						
* 42 Acenaphthene-d10	162	12.280	12.296	(1.000)	258663	2.00000	
50 Diethylphthalate	149						
54 N-Nitrosodiphenylamine	169						
\$ 55 2,4,6-Tribromophenol	330	13.571	13.572	(0.927)	21990	0.98702	178.4
57 Hexachlorobenzene	284						
58 Pentachlorophenol	266	14.475	14.475	(0.988)	5522	0.17419	31.48 (M)
* 59 Phenanthrene-d10	188	14.644	14.645	(1.000)	471310	2.00000	
\$ 66 Terphenyl-d14	244	17.285	17.285	(0.912)	76820	0.78044	141.1
67 Butylbenzylphthalate	149						
* 69 Chrysene-d12	240	18.944	18.929	(1.000)	316430	2.00000	
* 77 Perylene-d12	264	21.099	21.084	(1.000)	234750	2.00000	
79 Dibenzo(a,h)anthracene	278						
90 N-Nitrosodimethylamine	74						

QC Flag Legend

M - Compound response manually integrated.
 H - Operator selected an alternate compound hit.

Analytical Resources, Inc.

INTERNAL STANDARD COMPOUNDS
 AREA AND RT SUMMARY

Instrument ID: nt2.i	Calibration Date: 15-JUN-2009
Lab File ID: 061503.d	Calibration Time: 12:15
Lab Smp Id: PB35E	Client Smp ID: 3SED1-C
Analysis Type: SV	Level: LOW
Quant Type: ISTD	Sample Type: Sediment
Operator: VTS	
Method File: /chem3/nt2.i/20090615.b/SIMABN.m	
Misc Info: 09-12721	

Test Mode: Use Initial Calibration Level 4.

COMPOUND	STANDARD	AREA LIMIT		SAMPLE	%DIFF
		LOWER	UPPER		
8 1,4-Dichlorobenze	119785	59892	239570	180109	50.36
27 Naphthalene-d8	372217	186108	744434	524998	41.05
42 Acenaphthene-d10	182713	91356	365426	258663	41.57
59 Phenanthrene-d10	286879	143440	573758	471310	64.29
69 Chrysene-d12	251912	125956	503824	316430	25.61
77 Perylene-d12	231524	115762	463048	234750	1.39

COMPOUND	STANDARD	RT LIMIT		SAMPLE	%DIFF
		LOWER	UPPER		
8 1,4-Dichlorobenze	7.47	6.97	7.97	7.47	0.00
27 Naphthalene-d8	9.46	8.96	9.96	9.46	-0.01
42 Acenaphthene-d10	12.30	11.80	12.80	12.28	-0.13
59 Phenanthrene-d10	14.64	14.14	15.14	14.64	-0.01
69 Chrysene-d12	18.93	18.43	19.43	18.94	0.08
77 Perylene-d12	21.08	20.58	21.58	21.10	0.07

AREA UPPER LIMIT = +100% of internal standard area.
 AREA LOWER LIMIT = - 50% of internal standard area.
 RT UPPER LIMIT = + 0.50 minutes of internal standard RT.
 RT LOWER LIMIT = - 0.50 minutes of internal standard RT.

Analytical Resources, Inc.

RECOVERY REPORT

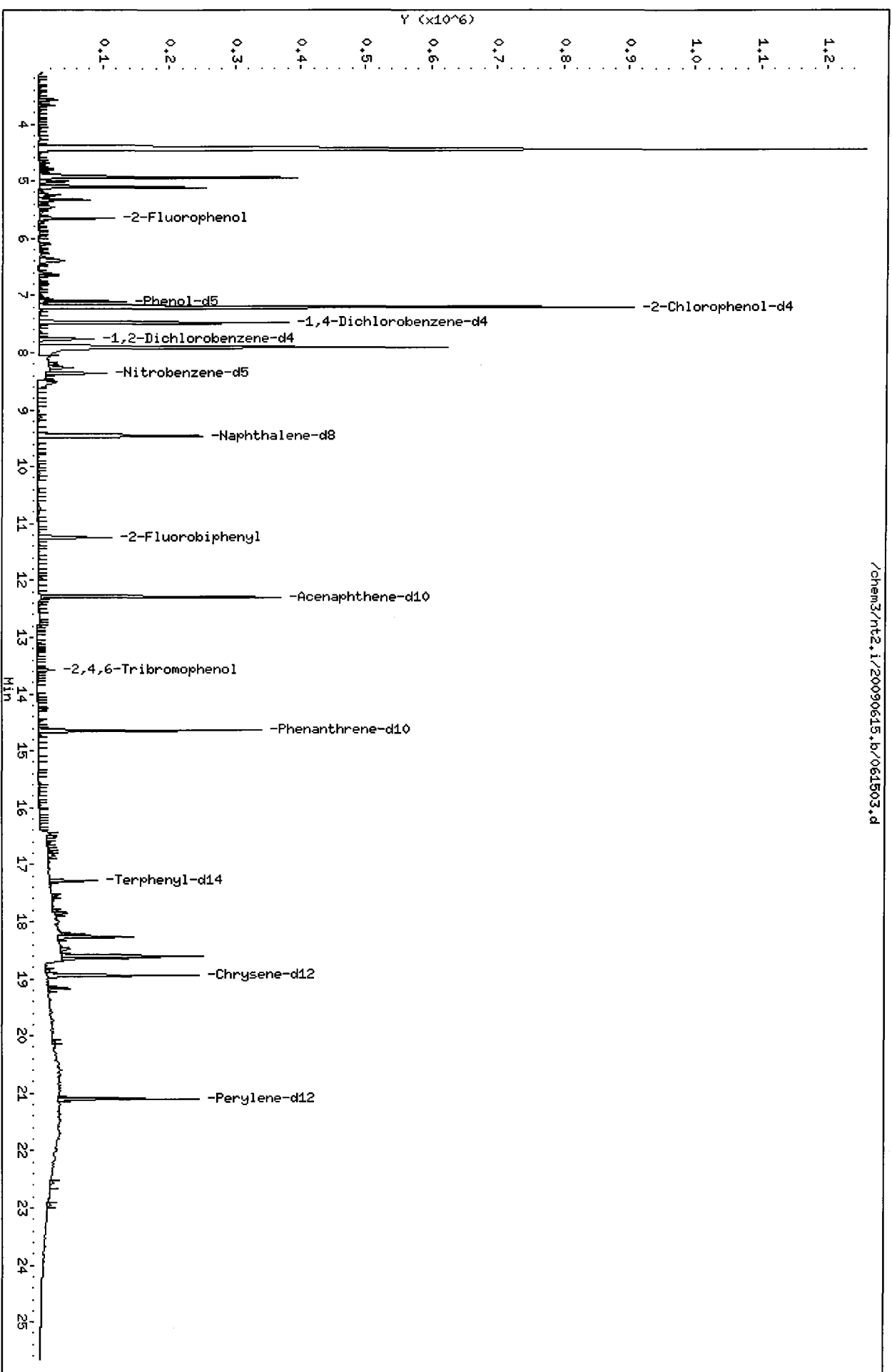
Client Name: ESC Client SDG: PB35
 Sample Matrix: SOLID Fraction: SV
 Lab Smp Id: PB35E Client Smp ID: 3SED1-C
 Level: LOW Operator: VTS
 Data Type: MS DATA SampleType: SAMPLE
 SpikeList File: wind.spk Quant Type: ISTD
 Sublist File: wind.sub
 Method File: /chem3/nt2.i/20090615.b/SIMABN.m
 Misc Info: 09-12721

SURROGATE COMPOUND	CONC ADDED ug/kg	CONC RECOVERED ug/kg	% RECOVERED	LIMITS
\$ 1 2-Fluorophenol	225.9	147.4	65.23	30-160
\$ 2 Phenol-d5	225.9	148.3	65.65	30-160
\$ 5 2-Chlorophenol-d4	225.9	166.9	73.89	30-160
\$ 10 1,2-Dichlorobenzen	150.6	92.00	61.08	30-160
\$ 18 Nitrobenzene-d5	150.6	107.8	71.55	30-160
\$ 36 2-Fluorobiphenyl	150.6	117.8	78.20	30-160
\$ 55 2,4,6-Tribromophen	225.9	178.4	78.96	30-160
\$ 66 Terphenyl-d14	150.6	141.1	93.65	30-160

Data File: /chem3/nt2.i/20090615.b/061503.d
Date: 15-JUN-2009 14:39
Client ID: 3SEED1-C
Sample Info: PB35E,3
Volume Injected (uL): 2.0
Column phase: ZB-5

Instrument: nt2.i
Operator: VTS
Column diameter: 0.32

/chem3/nt2.i/20090615.b/061503.d



Date : 15-JUN-2009 14:39

Client ID: 3SED1-C

Instrument: nt2.i

Sample Info: PB35E,3

Volume Injected (uL): 2.0

Operator: VTS

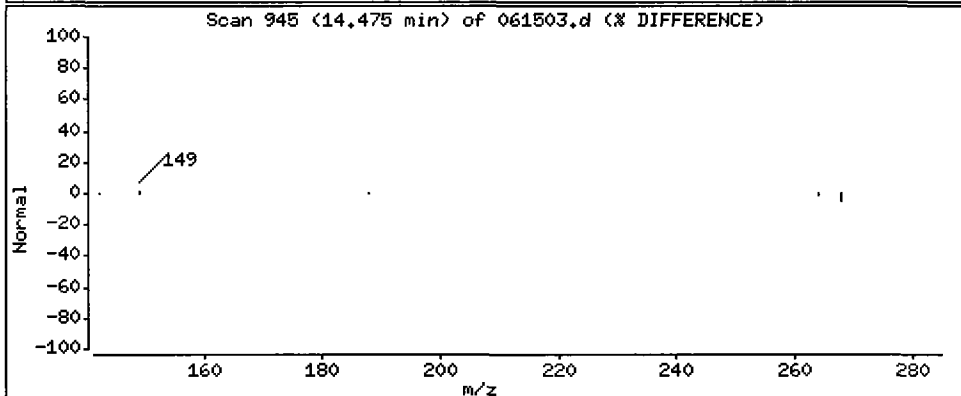
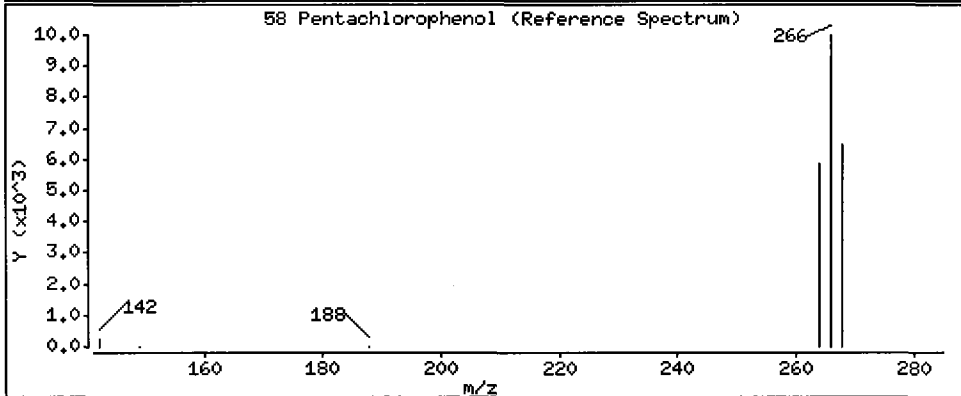
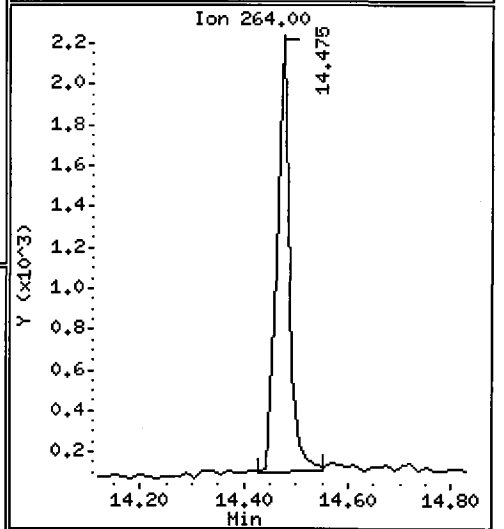
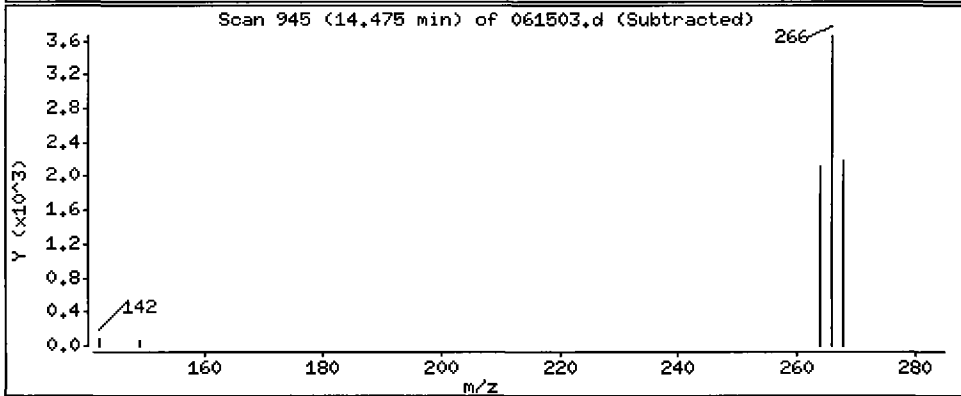
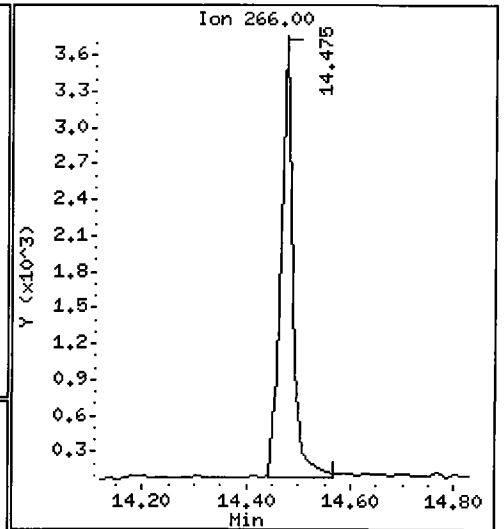
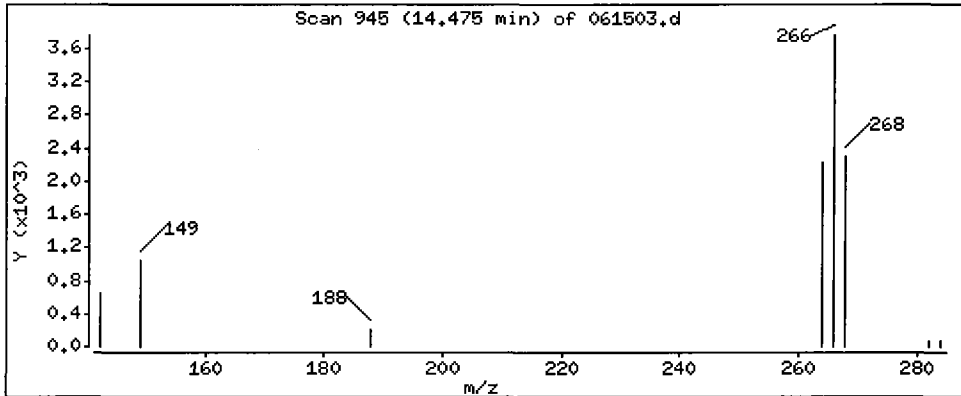
Column phase: ZB-5

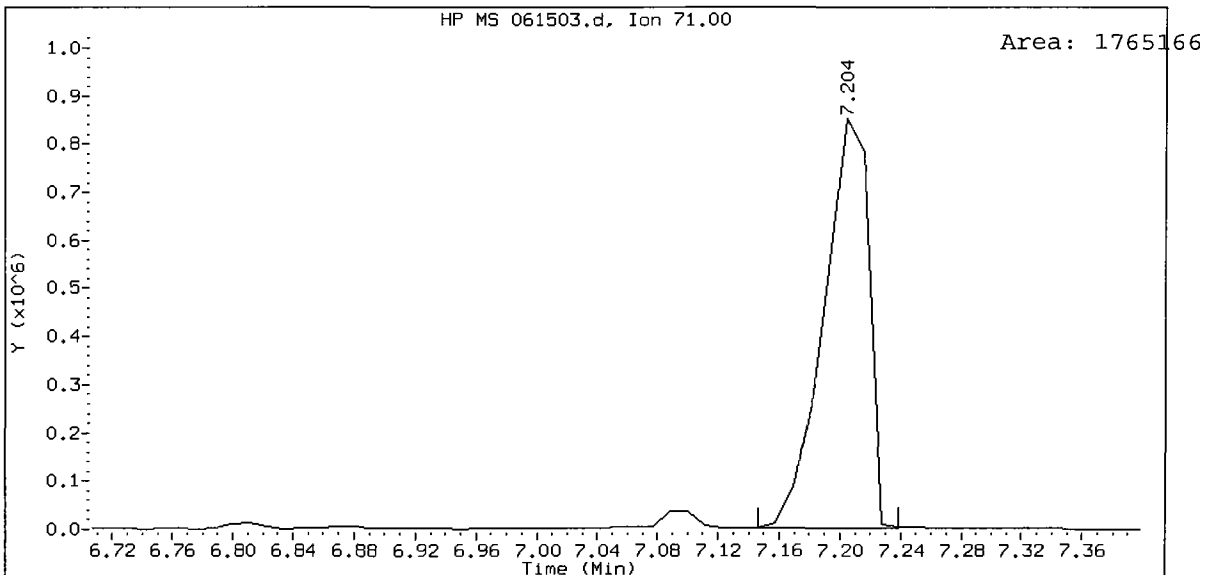
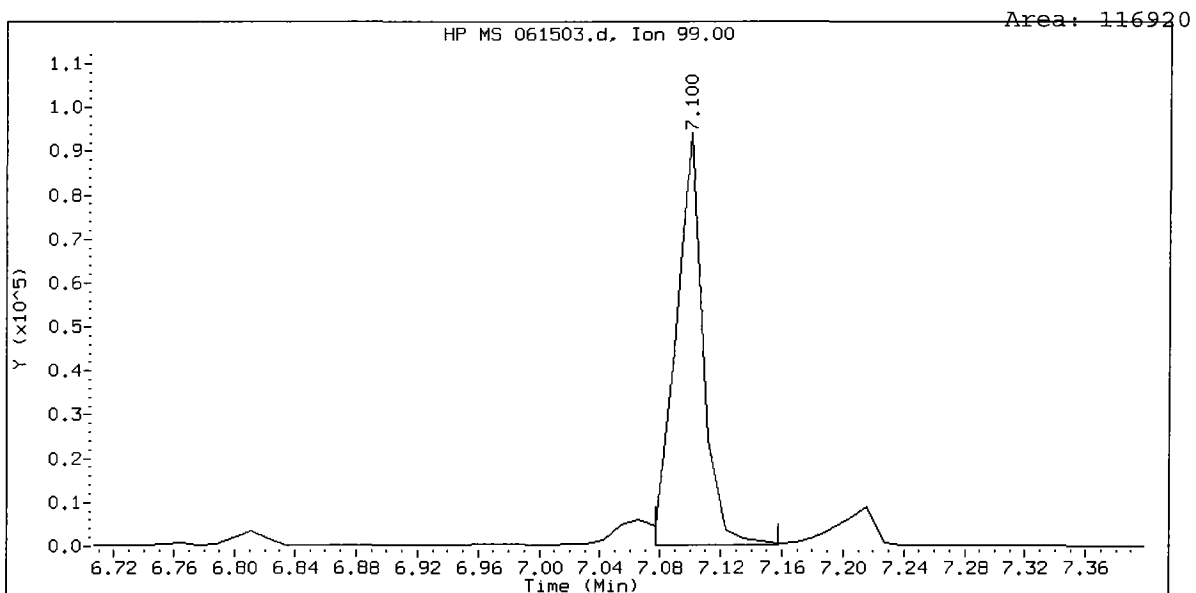
Column diameter: 0.32

Handwritten signature

58 Pentachlorophenol

Concentration: 31.48 ug/kg





ORGANICS ANALYSIS DATA SHEET

Semivolatiles by Selected Ion Monitoring GC/MS

Sample ID: 3SED2-A

Page 1 of 1

SAMPLE

Lab Sample ID: PB35G

QC Report No: PB35-ENVIRONMENTAL SCIENCE CORP.

LIMS ID: 09-12723

Project: JELD-WEN NORD DOOR

Matrix: Sediment

Event: NA

Data Release Authorized:

Date Sampled: 06/03/09

Reported: 06/17/09

Date Received: 06/03/09

Date Extracted: 06/08/09

Sample Amount: 16.3 g-dry-wt

Date Analyzed: 06/15/09 15:13

Final Extract Volume: 1.0 mL

Instrument/Analyst: NT2/PK

Dilution Factor: 3.00

GPC Cleanup: Yes

Percent Moisture: 19.6%

Silica Gel Cleanup: No

Alumina Cleanup: No

CAS Number	Analyte	RL	Result
53-70-3	Dibenz (a, h) anthracene	18	< 18 U
106-46-7	1,4-Dichlorobenzene	18	< 18 U
120-82-1	1,2,4-Trichlorobenzene	18	< 18 U
118-74-1	Hexachlorobenzene	18	< 18 U
87-68-3	Hexachlorobutadiene	18	< 18 U
131-11-3	Dimethylphthalate	46	< 46 U
85-68-7	Butylbenzylphthalate	46	< 46 U
95-48-7	2-Methylphenol	18	< 18 U
105-67-9	2,4-Dimethylphenol	18	< 18 U
86-30-6	N-Nitrosodiphenylamine	18	< 18 U
100-51-6	Benzyl Alcohol	92	< 92 U
87-86-5	Pentachlorophenol	92	< 92 U
95-50-1	1,2-Dichlorobenzene	18	< 18 U
541-73-1	1,3-Dichlorobenzene	18	< 18 U

Reported in $\mu\text{g}/\text{kg}$ (ppb)

SIM Semivolatile Surrogate Recovery

2-Fluorobiphenyl	75.6%	d5-Phenol	72.0%
2-Fluorophenol	64.0%	d4-2-Chlorophenol	75.2%
d4-1,2-Dichlorobenzene	61.2%	d5-Nitrobenzene	106%
2,4,6-Tribromophenol	76.0%	d14-p-Terphenyl	93.6%

Analytical Resources, Inc.

Semivolatiles Report SW846 Method 8270D

Data file : /chem3/nt2.i/20090615.b/061504.d
 Lab Smp Id: PB35G Client Smp ID: 3SED2-A
 Inj Date : 15-JUN-2009 15:13
 Operator : VTS Inst ID: nt2.i
 Smp Info : PB35G,3
 Misc Info : 09-12723
 Comment :
 Method : /chem3/nt2.i/20090615.b/SIMABN.m
 Meth Date : 15-Jun-2009 13:35 peter Quant Type: ISTD
 Cal Date : 11-MAY-2009 13:57 Cal File: ic051104.d
 Als bottle: 4
 Dil Factor: 3.00000
 Integrator: HP RTE Compound Sublist: wind.sub
 Target Version: 3.50
 Processing Host: cserv3

Concentration Formula: Amt * DF * Vt / (Ws * (100 - M) / 100) * CpndVariable

Name	Value	Description
DF	3.00000	Dilution Factor
Vt	1000.00000	Volume of final extract (uL)
Ws	20.30000	Weight of sample extracted (g)
M	19.60000	% Moisture

Cpnd Variable

Local Compound Variable

Compounds	QUANT SIG	RT	EXP RT	REL RT	RESPONSE	CONCENTRATIONS	
						ON-COLUMN (ug/mL)	FINAL (ug/kg)
\$ 1 2-Fluorophenol	112	5.652	5.639	(0.757)	86545	0.79582	146.3
\$ 2 Phenol-d5	99	7.089	7.054	(0.949)	129108	0.89659	164.8
3 Phenol	94	Compound Not Detected.					
\$ 5 2-Chlorophenol-d4	132	7.194	7.192	(0.963)	90970	0.94005	172.8
7 1,3-Dichlorobenzene	146	Compound Not Detected.					
* 8 1,4-Dichlorobenzene-d4	152	7.468	7.467	(1.000)	182024	2.00000	
9 1,4-Dichlorobenzene	146	Compound Not Detected.					
\$ 10 1,2-Dichlorobenzene-d4	152	7.762	7.761	(1.039)	35281	0.51018	93.78
11 Benzyl alcohol	79	Compound Not Detected.					
12 1,2-Dichlorobenzene	146	Compound Not Detected.					
13 2-Methylphenol	108	Compound Not Detected.					
15 4-Methylphenol	108	8.208	8.191	(1.099)	13571	0.11428	21.01
16 N-Nitroso-di-n-propylamine	70	Compound Not Detected.					
\$ 18 Nitrobenzene-d5	82	8.362	8.361	(0.884)	132165	0.88002	161.8
22 2,4-Dimethylphenol	107	Compound Not Detected.					

Compounds	QUANT SIG MASS	RT	EXP RT	REL RT	RESPONSE	CONCENTRATIONS	
						ON-COLUMN (ug/mL)	FINAL (ug/kg)
26 1,2,4-Trichlorobenzene	180						
* 27 Naphthalene-d8	136	9.462	9.463	(1.000)	553253	2.00000	
30 Hexachlorobutadiene	225						
\$ 36 2-Fluorobiphenyl	172	11.241	11.241	(0.914)	127238	0.63162	116.1
39 Dimethylphthalate	163						
* 42 Acenaphthene-d10	162	12.297	12.296	(1.000)	282375	2.00000	
50 Diethylphthalate	149	13.109	13.109	(1.066)	19422	0.09022	16.58
54 N-Nitrosodiphenylamine	169						
\$ 55 2,4,6-Tribromophenol	330	13.583	13.572	(0.928)	23134	0.94719	174.1
57 Hexachlorobenzene	284						
58 Pentachlorophenol	266	14.475	14.475	(0.988)	3792	0.10912	20.06
* 59 Phenanthrene-d10	188	14.644	14.645	(1.000)	516676	2.00000	
\$ 66 Terphenyl-d14	244	17.286	17.285	(0.912)	84105	0.78473	144.2
67 Butylbenzylphthalate	149	18.165	18.164	(0.959)	11520	0.08596	15.80
* 69 Chrysene-d12	240	18.945	18.929	(1.000)	344541	2.00000	
* 77 Perylene-d12	264	21.099	21.084	(1.000)	192919	2.00000	
79 Dibenzo (a,h)anthracene	278						
90 N-Nitrosodimethylamine	74						

Analytical Resources, Inc.

INTERNAL STANDARD COMPOUNDS
 AREA AND RT SUMMARY

Instrument ID: nt2.i	Calibration Date: 15-JUN-2009
Lab File ID: 061504.d	Calibration Time: 12:15
Lab Smp Id: PB35G	Client Smp ID: 3SED2-A
Analysis Type: SV	Level: LOW
Quant Type: ISTD	Sample Type: Sediment
Operator: VTS	
Method File: /chem3/nt2.i/20090615.b/SIMABN.m	
Misc Info: 09-12723	

Test Mode: Use Initial Calibration Level 4.

COMPOUND	STANDARD	AREA LIMIT		SAMPLE	%DIFF
		LOWER	UPPER		
8 1,4-Dichlorobenze	119785	59892	239570	182024	51.96
27 Naphthalene-d8	372217	186108	744434	553253	48.64
42 Acenaphthene-d10	182713	91356	365426	282375	54.55
59 Phenanthrene-d10	286879	143440	573758	516676	80.10
69 Chrysene-d12	251912	125956	503824	344541	36.77
77 Perylene-d12	231524	115762	463048	192919	-16.67

COMPOUND	STANDARD	RT LIMIT		SAMPLE	%DIFF
		LOWER	UPPER		
8 1,4-Dichlorobenze	7.47	6.97	7.97	7.47	0.02
27 Naphthalene-d8	9.46	8.96	9.96	9.46	-0.01
42 Acenaphthene-d10	12.30	11.80	12.80	12.30	0.01
59 Phenanthrene-d10	14.64	14.14	15.14	14.64	0.00
69 Chrysene-d12	18.93	18.43	19.43	18.94	0.08
77 Perylene-d12	21.08	20.58	21.58	21.10	0.07

AREA UPPER LIMIT = +100% of internal standard area.
 AREA LOWER LIMIT = - 50% of internal standard area.
 RT UPPER LIMIT = + 0.50 minutes of internal standard RT.
 RT LOWER LIMIT = - 0.50 minutes of internal standard RT.

Analytical Resources, Inc.

RECOVERY REPORT

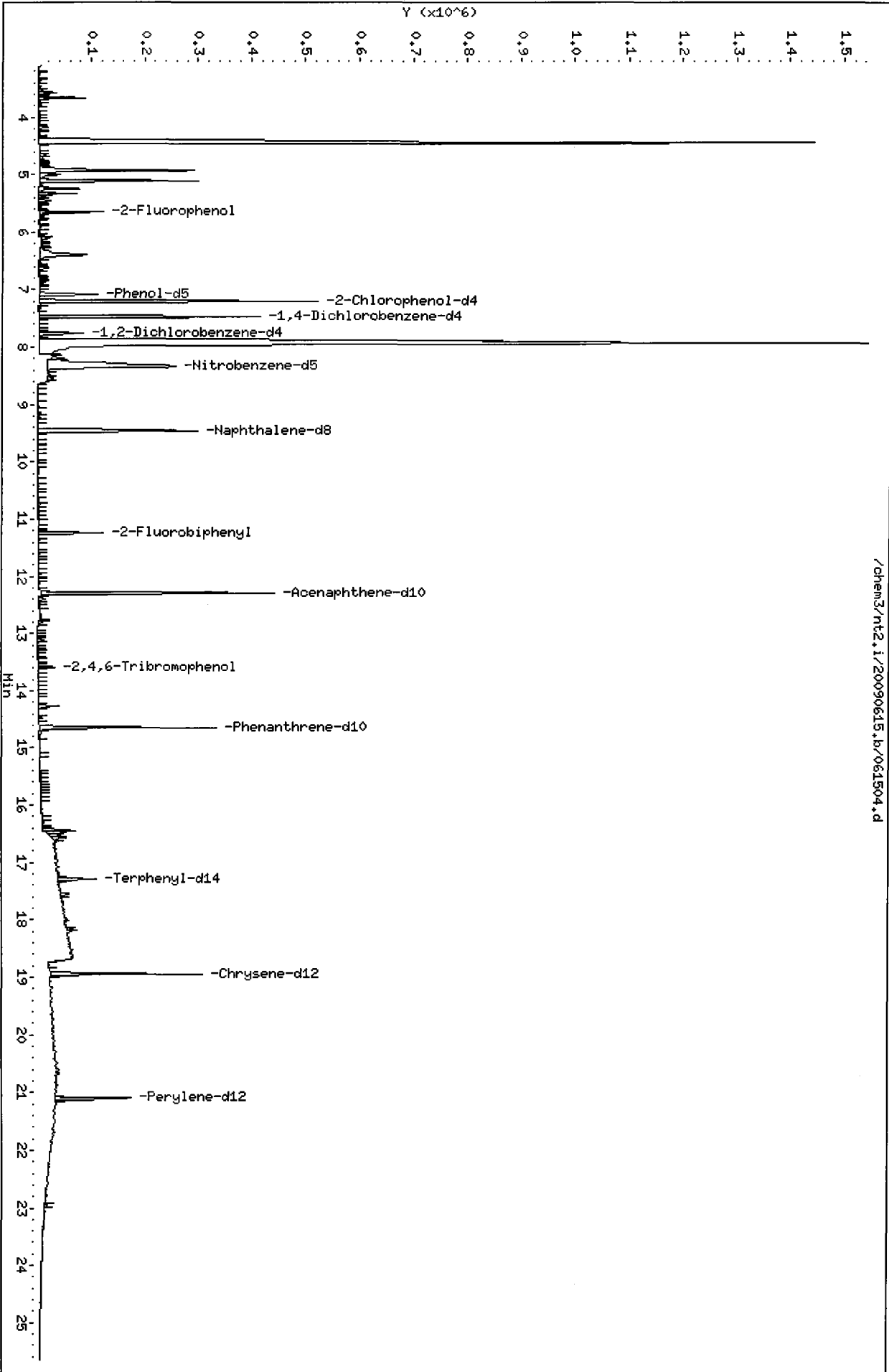
Client Name: ESC Client SDG: PB35
 Sample Matrix: SOLID Fraction: SV
 Lab Smp Id: PB35G Client Smp ID: 3SED2-A
 Level: LOW Operator: VTS
 Data Type: MS DATA SampleType: SAMPLE
 SpikeList File: wind.spk Quant Type: ISTD
 Sublist File: wind.sub
 Method File: /chem3/nt2.i/20090615.b/SIMABN.m
 Misc Info: 09-12723

SURROGATE COMPOUND	CONC ADDED ug/kg	CONC RECOVERED ug/kg	% RECOVERED	LIMITS
\$ 1 2-Fluorophenol	229.8	146.3	63.67	30-160
\$ 2 Phenol-d5	229.8	164.8	71.73	30-160
\$ 5 2-Chlorophenol-d4	229.8	172.8	75.20	30-160
\$ 10 1,2-Dichlorobenzen	153.2	93.78	61.22	30-160
\$ 18 Nitrobenzene-d5	153.2	161.8	105.60	30-160
\$ 36 2-Fluorobiphenyl	153.2	116.1	75.79	30-160
\$ 55 2,4,6-Tribromophen	229.8	174.1	75.78	30-160
\$ 66 Terphenyl-d14	153.2	144.2	94.17	30-160

Data File: /chem3/nt2.i/20090615.b/061504.d
Date: 15-JUN-2009 15:13
Client ID: 3SED2-4
Sample Info: PB35G,3
Volume Injected (µL): 2.0
Column phase: ZB-5

Instrument: nt2.i
Operator: VTS
Column diameter: 0.32

/chem3/nt2.i/20090615.b/061504.d



Date : 15-JUN-2009 15:13

Client ID: 3SED2-A

Instrument: nt2.i

Sample Info: PB35G,3

Volume Injected (uL): 2.0

Operator: VTS

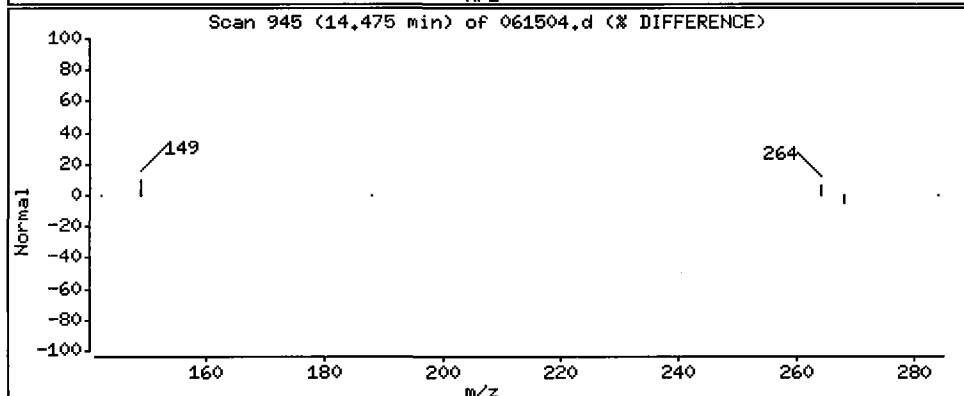
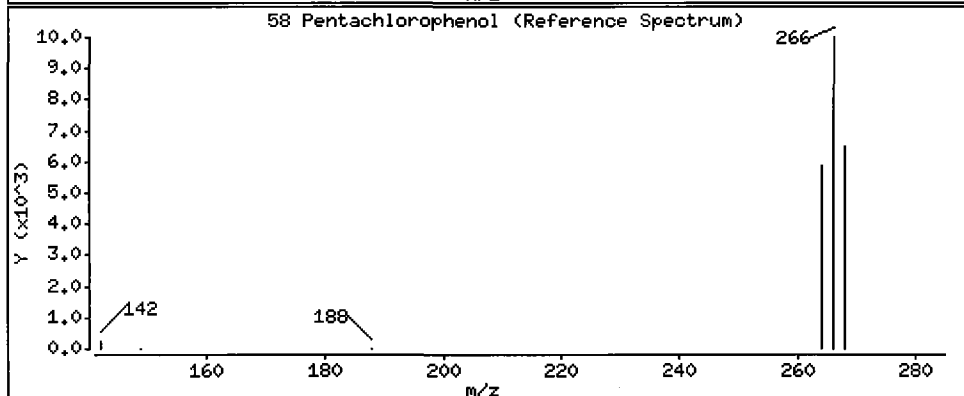
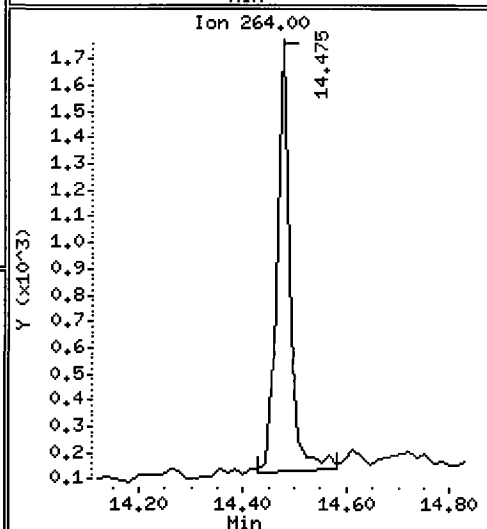
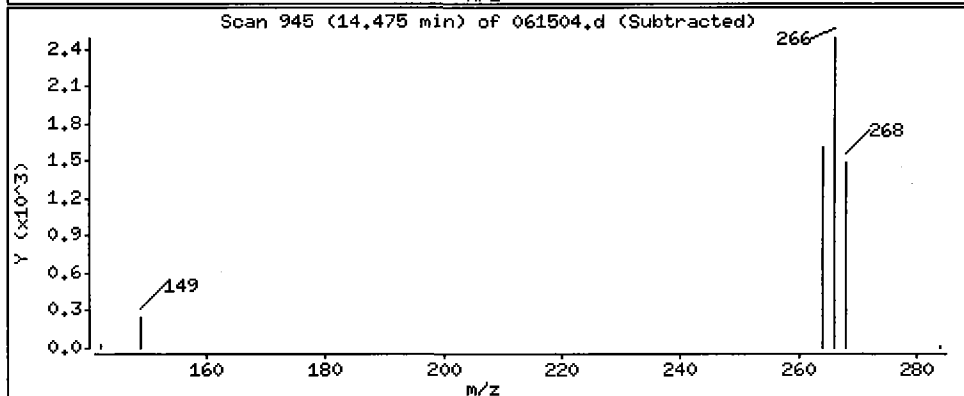
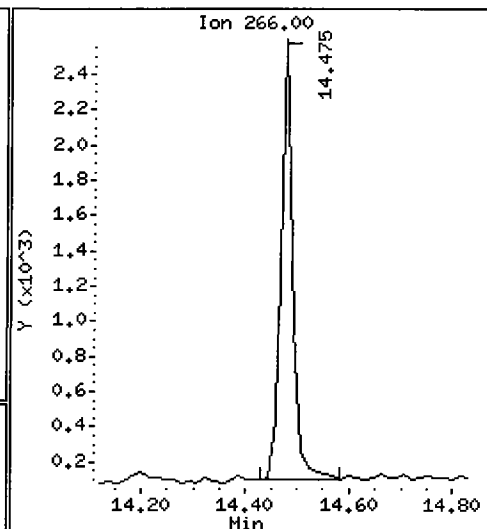
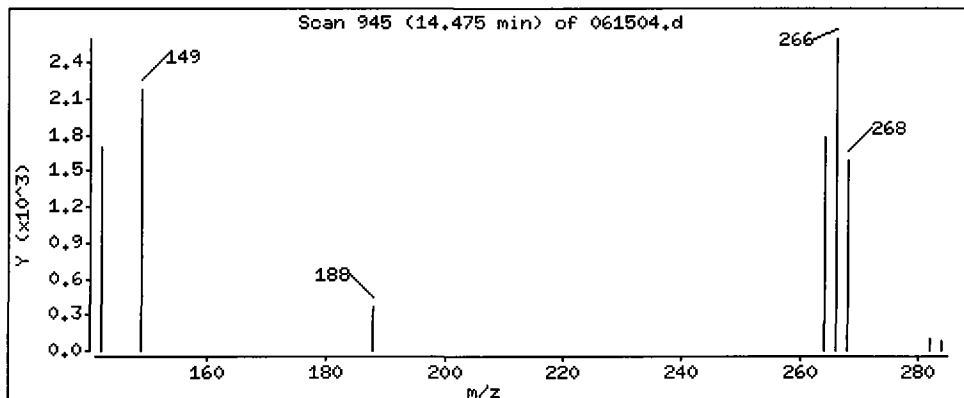
Column phase: ZB-5

Column diameter: 0.32

CR

58 Pentachlorophenol

Concentration: 20.06 ug/kg



Date : 15-JUN-2009 15:13

Client ID: 3SED2-A

Instrument: nt2.i

Sample Info: PB35G,3

Volume Injected (uL): 2.0

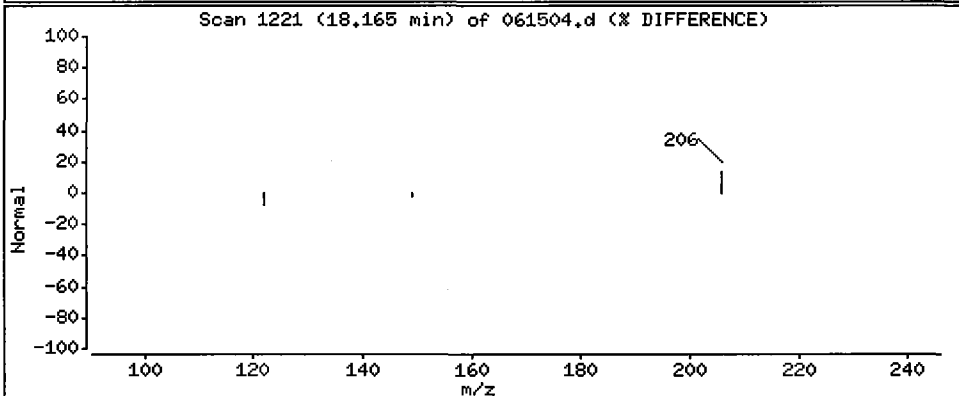
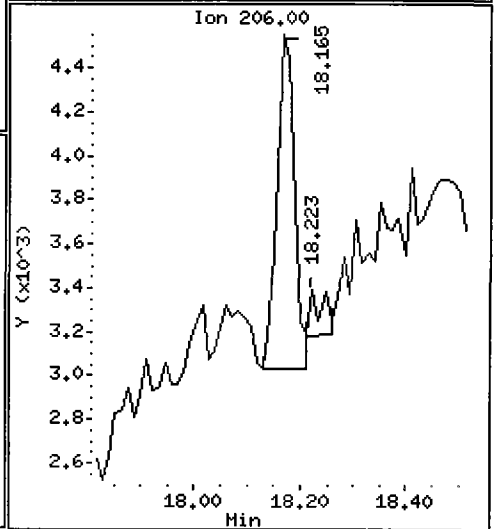
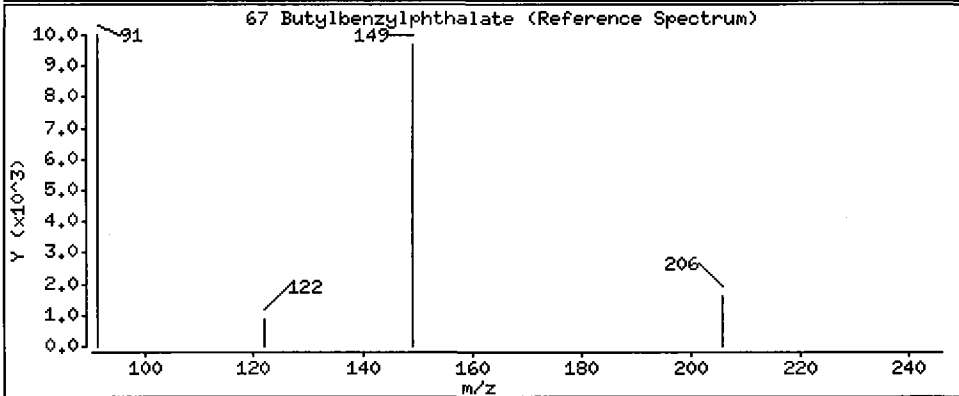
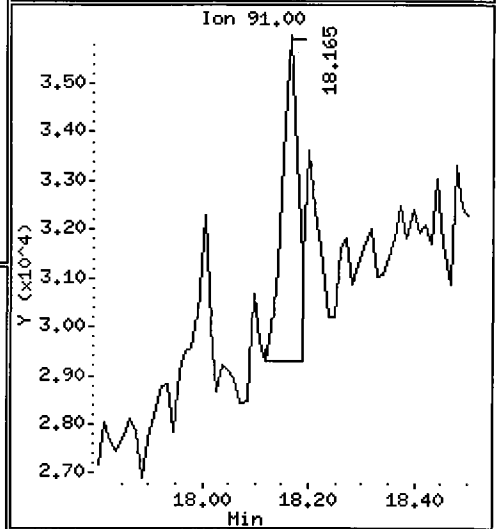
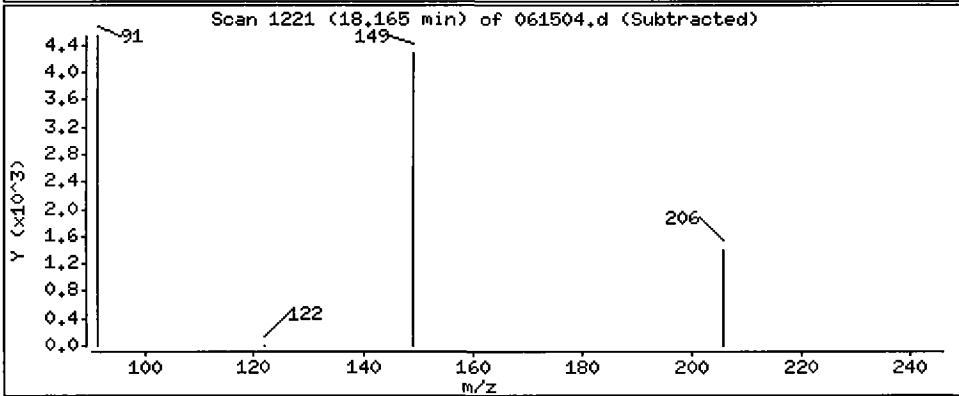
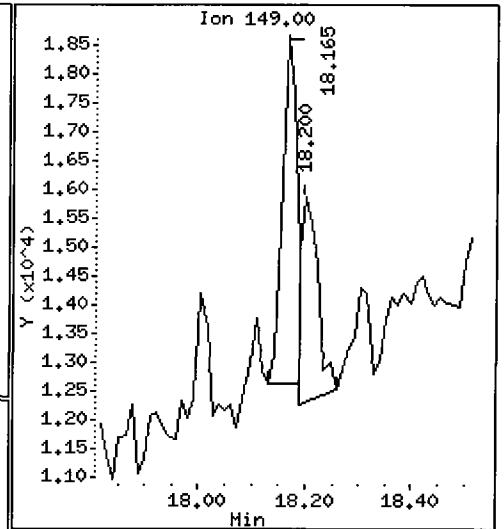
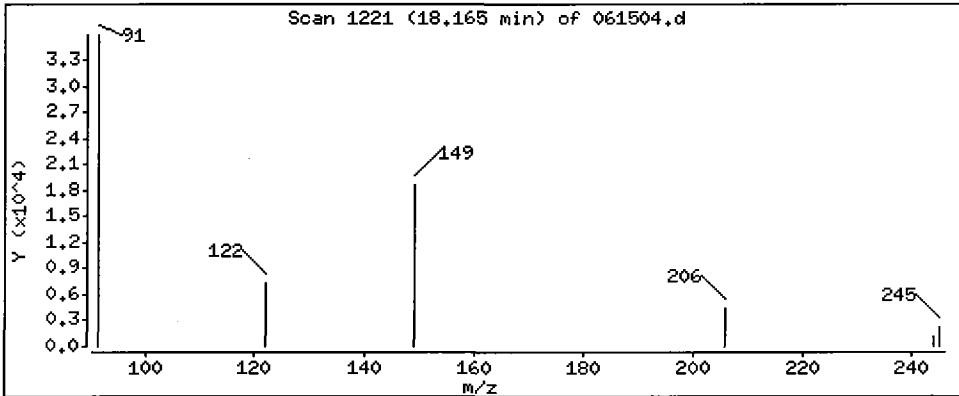
Operator: VTS

Column phase: ZB-5

Column diameter: 0.32

67 Butylbenzylphthalate

Concentration: 15.80 ug/kg



ORGANICS ANALYSIS DATA SHEET

Semivolatiles by Selected Ion Monitoring GC/MS

Sample ID: 3SED2-B

Page 1 of 1

SAMPLE

Lab Sample ID: PB35I

QC Report No: PB35-ENVIRONMENTAL SCIENCE CORP.

LIMS ID: 09-12725

Project: JELD-WEN NORD DOOR

Matrix: Sediment

Event: NA

Data Release Authorized: 

Date Sampled: 06/03/09

Reported: 06/17/09

Date Received: 06/03/09

Date Extracted: 06/08/09

Sample Amount: 16.2 g-dry-wt

Date Analyzed: 06/15/09 15:47

Final Extract Volume: 1.0 mL

Instrument/Analyst: NT2/PK

Dilution Factor: 3.00

GPC Cleanup: Yes

Percent Moisture: 32.8%

Silica Gel Cleanup: No

Alumina Cleanup: No

CAS Number	Analyte	RL	Result
53-70-3	Dibenz (a, h) anthracene	18	65
106-46-7	1,4-Dichlorobenzene	18	< 18 U
120-82-1	1,2,4-Trichlorobenzene	18	< 18 U
118-74-1	Hexachlorobenzene	18	< 18 U
87-68-3	Hexachlorobutadiene	18	< 18 U
131-11-3	Dimethylphthalate	46	< 46 U
85-68-7	Butylbenzylphthalate	46	< 46 U
95-48-7	2-Methylphenol	18	< 18 U
105-67-9	2,4-Dimethylphenol	18	< 18 U
86-30-6	N-Nitrosodiphenylamine	48	< 48 Y
100-51-6	Benzyl Alcohol	93	< 93 U
87-86-5	Pentachlorophenol	93	< 93 U
95-50-1	1,2-Dichlorobenzene	18	< 18 U
541-73-1	1,3-Dichlorobenzene	18	< 18 U

Reported in $\mu\text{g}/\text{kg}$ (ppb)

SIM Semivolatile Surrogate Recovery

2-Fluorobiphenyl	73.2%	d5-Phenol	69.6%
2-Fluorophenol	63.2%	d4-2-Chlorophenol	71.2%
d4-1,2-Dichlorobenzene	61.2%	d5-Nitrobenzene	66.0%
2,4,6-Tribromophenol	80.8%	d14-p-Terphenyl	88.8%

Analytical Resources, Inc.

Semivolatiles Report SW846 Method 8270D

Data file : /chem3/nt2.i/20090615.b/061505.d
 Lab Smp Id: PB35I Client Smp ID: 3SED2-B
 Inj Date : 15-JUN-2009 15:47
 Operator : VTS Inst ID: nt2.i
 Smp Info : PB35I,3
 Misc Info : 09-12725
 Comment :
 Method : /chem3/nt2.i/20090615.b/SIMABN.m
 Meth Date : 15-Jun-2009 13:35 peter Quant Type: ISTD
 Cal Date : 11-MAY-2009 13:57 Cal File: ic051104.d
 Als bottle: 5
 Dil Factor: 3.00000
 Integrator: HP RTE Compound Sublist: wind.sub
 Target Version: 3.50
 Processing Host: cserv3

Concentration Formula: Amt * DF * Vt / (Ws * (100 - M) / 100) * CpndVariable

Name	Value	Description
DF	3.00000	Dilution Factor
Vt	1000.00000	Volume of final extract (uL)
Ws	24.10000	Weight of sample extracted (g)
M	32.80000	% Moisture

Cpnd Variable

Local Compound Variable

Compounds	QUANT SIG	RT	EXP RT	REL RT	RESPONSE	CONCENTRATIONS	
						ON-COLUMN (ug/mL)	FINAL (ug/kg)
\$ 1 2-Fluorophenol	112	5.653	5.639	(0.757)	84134	0.78617	145.6
\$ 2 Phenol-d5	99	7.089	7.054	(0.949)	123207	0.86945	161.1
3 Phenol	94	Compound Not Detected.					
\$ 5 2-Chlorophenol-d4	132	7.193	7.192	(0.963)	85114	0.89377	165.6
7 1,3-Dichlorobenzene	146	Compound Not Detected.					
* 8 1,4-Dichlorobenzene-d4	152	7.468	7.467	(1.000)	179126	2.00000	
9 1,4-Dichlorobenzene	146	Compound Not Detected.					
\$ 10 1,2-Dichlorobenzene-d4	152	7.762	7.761	(1.039)	34376	0.50513	93.57
11 Benzyl alcohol	79	Compound Not Detected.					
12 1,2-Dichlorobenzene	146	Compound Not Detected.					
13 2-Methylphenol	108	Compound Not Detected.					
15 4-Methylphenol	108	8.208	8.191	(1.099)	6360	0.05442	10.08
16 N-Nitroso-di-n-propylamine	70	Compound Not Detected.					
\$ 18 Nitrobenzene-d5	82	8.362	8.361	(0.884)	82625	0.55098	102.1
22 2,4-Dimethylphenol	107	Compound Not Detected.					

Compounds	QUANT SIG		CONCENTRATIONS				
	MASS	RT	EXP RT	REL RT	RESPONSE	ON-COLUMN (ug/mL)	FINAL (ug/kg)
26 1,2,4-Trichlorobenzene	180						
* 27 Naphthalene-d8	136	9.462	9.463	(1.000)	552433	2.00000	
30 Hexachlorobutadiene	225						
\$ 36 2-Fluorobiphenyl	172	11.242	11.241	(0.914)	123039	0.61204	113.4
39 Dimethylphthalate	163						
* 42 Acenaphthene-d10	162	12.297	12.296	(1.000)	281792	2.00000	
50 Diethylphthalate	149	13.109	13.109	(1.066)	12820	0.05968	11.05
54 N-Nitrosodiphenylamine	169	13.375	13.387	(0.912)	40861	0.26468	49.01
\$ 55 2,4,6-Tribromophenol	330	13.583	13.572	(0.927)	24587	1.01151	187.4
57 Hexachlorobenzene	284						
58 Pentachlorophenol	266	14.490	14.475	(0.988)	3584	0.10363	19.20
* 59 Phenanthrene-d10	188	14.659	14.645	(1.000)	514213	2.00000	
\$ 66 Terphenyl-d14	244	17.298	17.285	(0.912)	80451	0.74077	137.2
67 Butylbenzylphthalate	149						
* 69 Chrysene-d12	240	18.960	18.929	(1.000)	349131	2.00000	
* 77 Perylene-d12	264	21.099	21.084	(1.000)	207020	2.00000	
79 Dibenzo(a,h)anthracene	278	22.576	22.561	(1.070)	33873	0.35227	65.25 (M)
90 N-Nitrosodimethylamine	74						

QC Flag Legend

M - Compound response manually integrated.

Analytical Resources, Inc.

INTERNAL STANDARD COMPOUNDS
 AREA AND RT SUMMARY

Instrument ID: nt2.i	Calibration Date: 15-JUN-2009
Lab File ID: 061505.d	Calibration Time: 12:15
Lab Smp Id: PB35I	Client Smp ID: 3SED2-B
Analysis Type: SV	Level: LOW
Quant Type: ISTD	Sample Type: Sediment
Operator: VTS	
Method File: /chem3/nt2.i/20090615.b/SIMABN.m	
Misc Info: 09-12725	

Test Mode: Use Initial Calibration Level 4.

COMPOUND	STANDARD	AREA LIMIT		SAMPLE	%DIFF
		LOWER	UPPER		
8 1,4-Dichlorobenze	119785	59892	239570	179126	49.54
27 Naphthalene-d8	372217	186108	744434	552433	48.42
42 Acenaphthene-d10	182713	91356	365426	281792	54.23
59 Phenanthrene-d10	286879	143440	573758	514213	79.24
69 Chrysene-d12	251912	125956	503824	349131	38.59
77 Perylene-d12	231524	115762	463048	207020	-10.58

COMPOUND	STANDARD	RT LIMIT		SAMPLE	%DIFF
		LOWER	UPPER		
8 1,4-Dichlorobenze	7.47	6.97	7.97	7.47	0.01
27 Naphthalene-d8	9.46	8.96	9.96	9.46	-0.01
42 Acenaphthene-d10	12.30	11.80	12.80	12.30	0.01
59 Phenanthrene-d10	14.64	14.14	15.14	14.66	0.10
69 Chrysene-d12	18.93	18.43	19.43	18.96	0.16
77 Perylene-d12	21.08	20.58	21.58	21.10	0.07

AREA UPPER LIMIT = +100% of internal standard area.
 AREA LOWER LIMIT = - 50% of internal standard area.
 RT UPPER LIMIT = + 0.50 minutes of internal standard RT.
 RT LOWER LIMIT = - 0.50 minutes of internal standard RT.

Analytical Resources, Inc.

RECOVERY REPORT

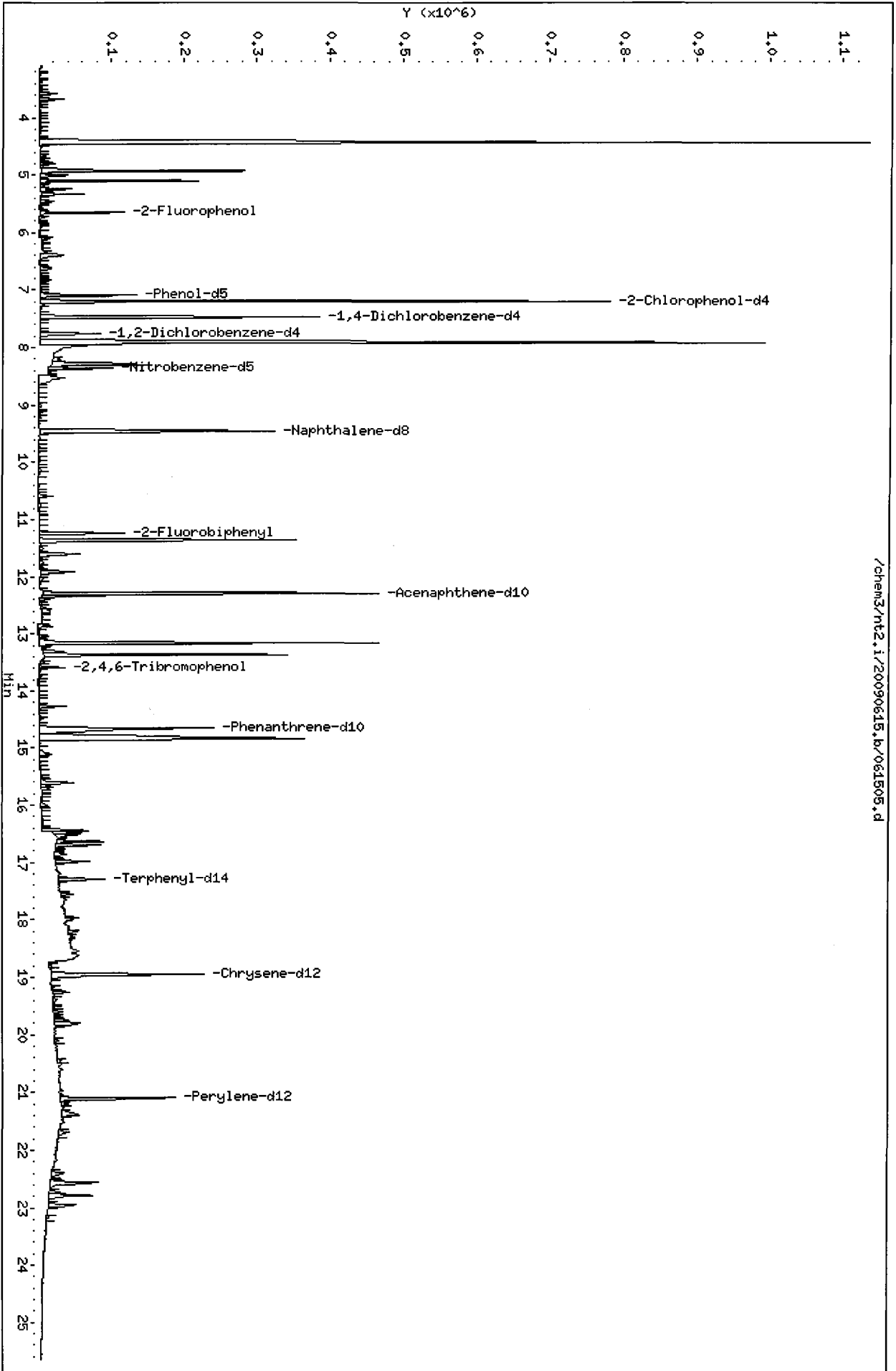
Client Name: ESC Client SDG: PB35
 Sample Matrix: SOLID Fraction: SV
 Lab Smp Id: PB35I Client Smp ID: 3SED2-B
 Level: LOW Operator: VTS
 Data Type: MS DATA SampleType: SAMPLE
 SpikeList File: wind.spk Quant Type: ISTD
 Sublist File: wind.sub
 Method File: /chem3/nt2.i/20090615.b/SIMABN.m
 Misc Info: 09-12725

SURROGATE COMPOUND	CONC ADDED ug/kg	CONC RECOVERED ug/kg	% RECOVERED	LIMITS
\$ 1 2-Fluorophenol	231.6	145.6	62.89	30-160
\$ 2 Phenol-d5	231.6	161.1	69.56	30-160
\$ 5 2-Chlorophenol-d4	231.6	165.6	71.50	30-160
\$ 10 1,2-Dichlorobenzen	154.4	93.57	60.62	30-160
\$ 18 Nitrobenzene-d5	154.4	102.1	66.12	30-160
\$ 36 2-Fluorobiphenyl	154.4	113.4	73.44	30-160
\$ 55 2,4,6-Tribromophen	231.6	187.4	80.92	30-160
\$ 66 Terphenyl-d14	154.4	137.2	88.89	30-160

Data File: /chem3/nt2.i/20090615.b/061505.d
Date: 15-JUN-2009 15:47
Client ID: 3SED2-B
Sample Info: PB351,3
Volume Injected (uL): 2.0
Column phase: ZB-5

Instrument: nt2.i
Operator: VTS
Column diameter: 0.32

/chem3/nt2.i/20090615.b/061505.d



Date : 15-JUN-2009 15:47

Client ID: 3SED2-B

Instrument: nt2.i

Sample Info: PB351.3

Volume Injected (uL): 2.0

Operator: VTS

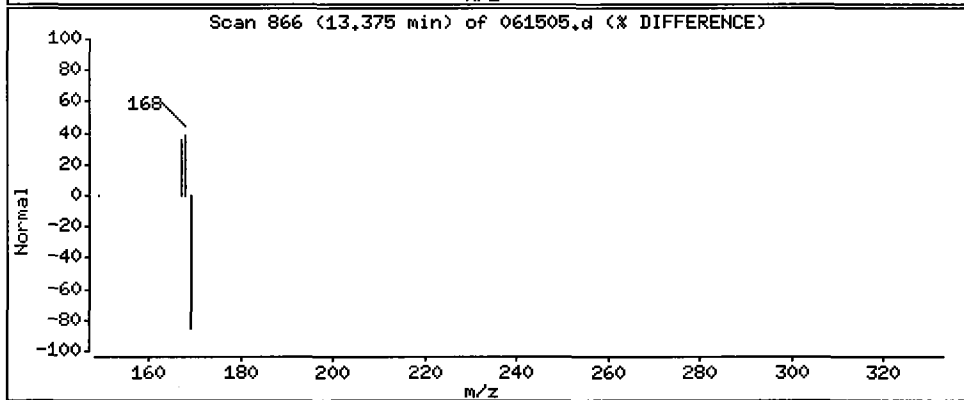
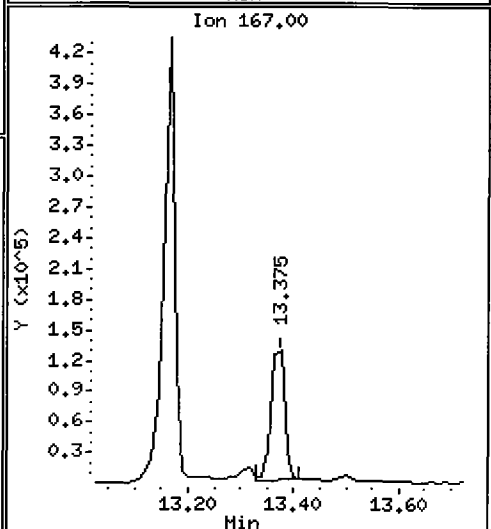
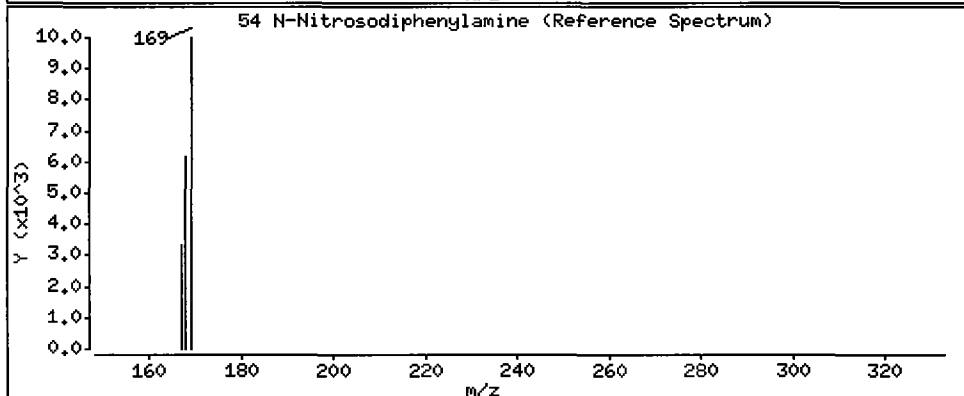
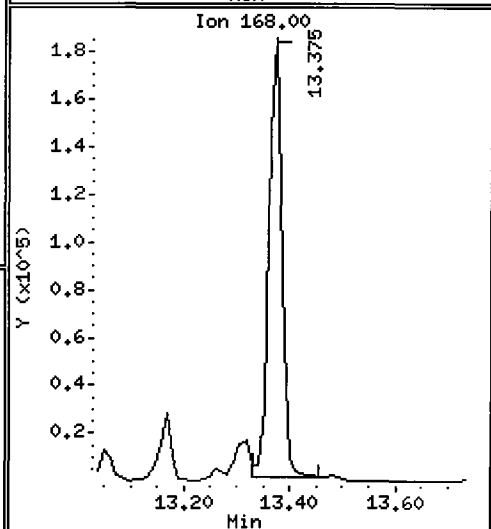
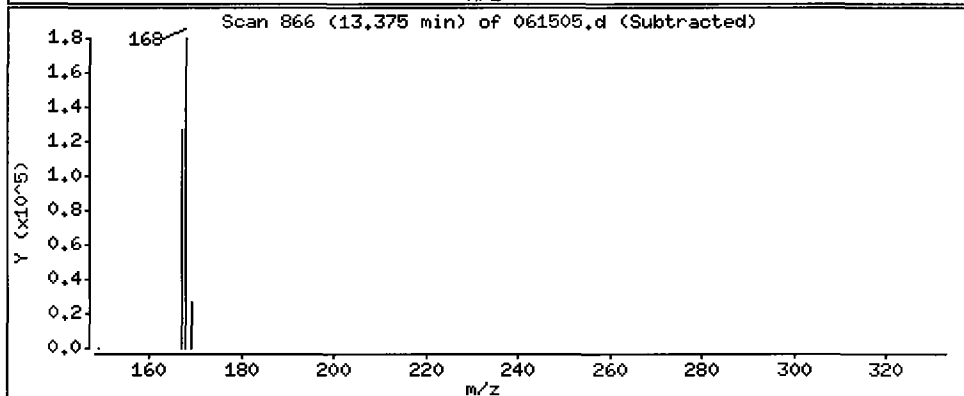
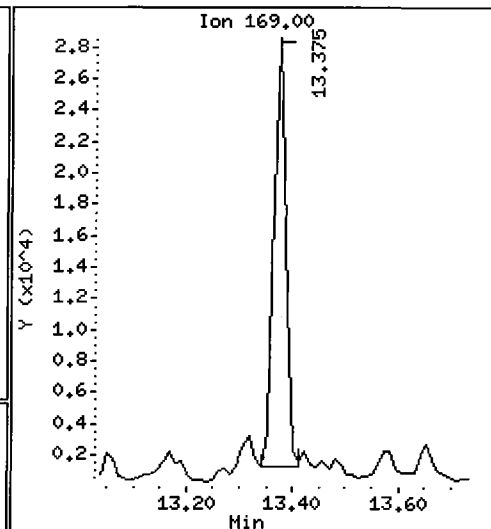
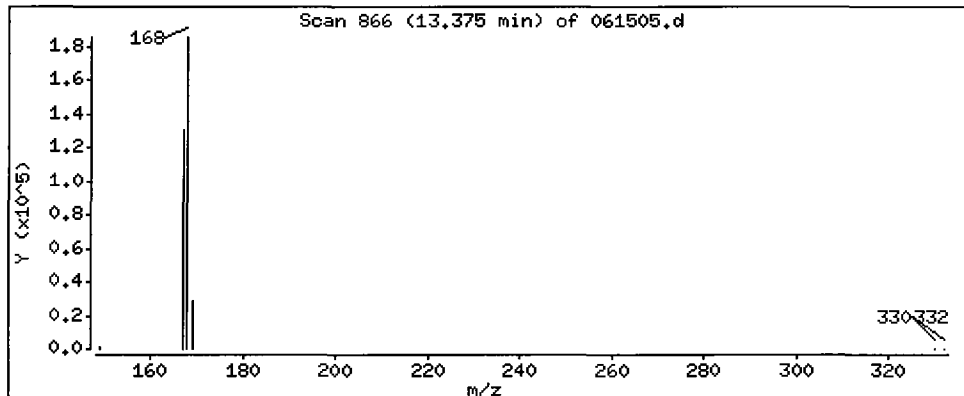
Column phase: ZB-5

Column diameter: 0.32

4

54 N-Nitrosodiphenylamine

Concentration: 49.03 ug/kg



Date : 15-JUN-2009 15:47

Client ID: 3SED2-B

Instrument: nt2.i

Sample Info: PB351.3

Volume Injected (uL): 2.0

Operator: VTS

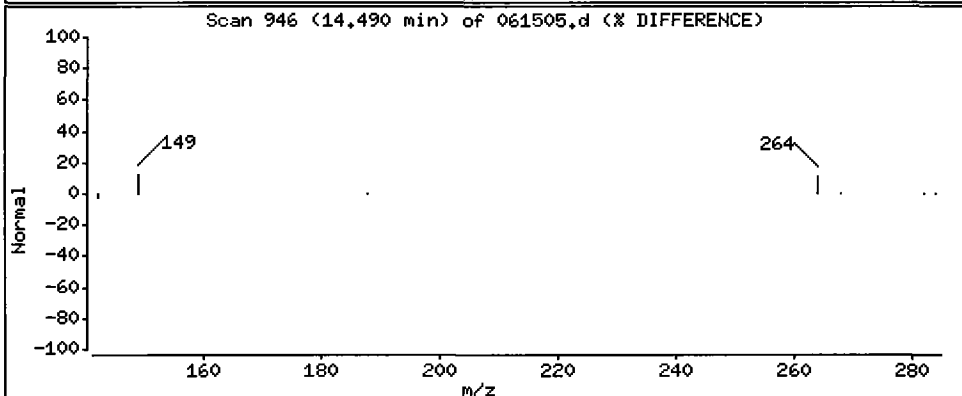
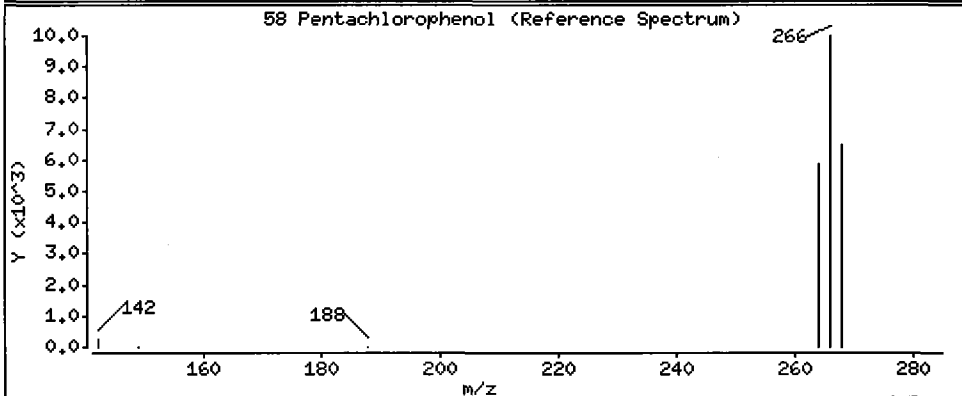
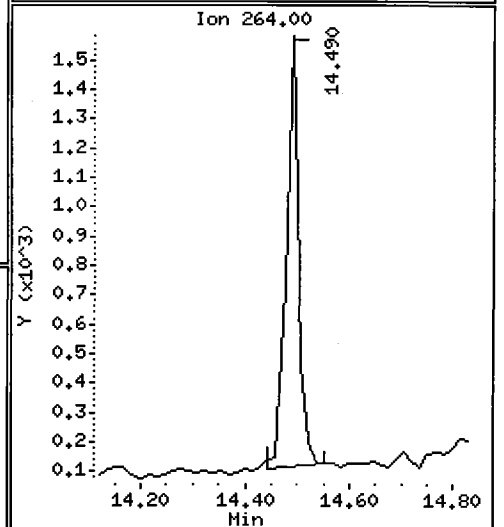
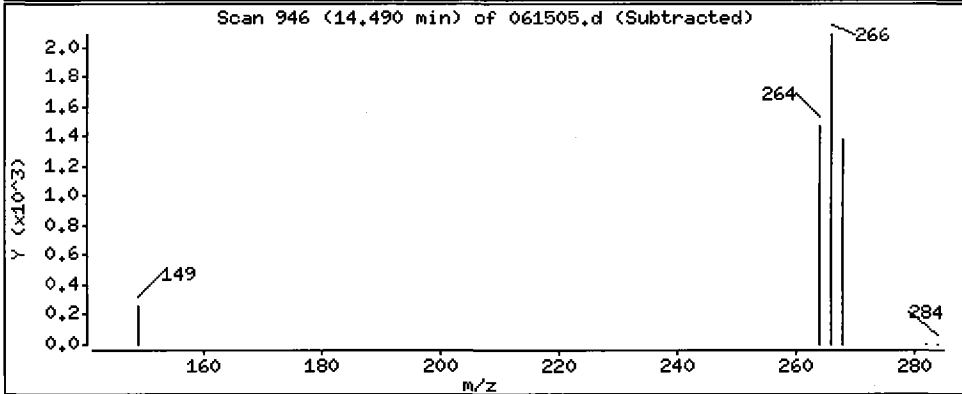
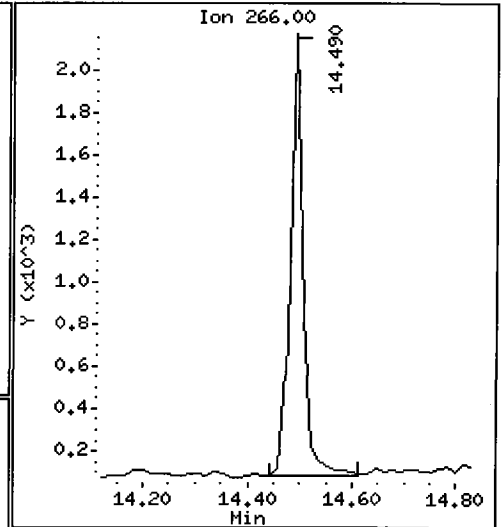
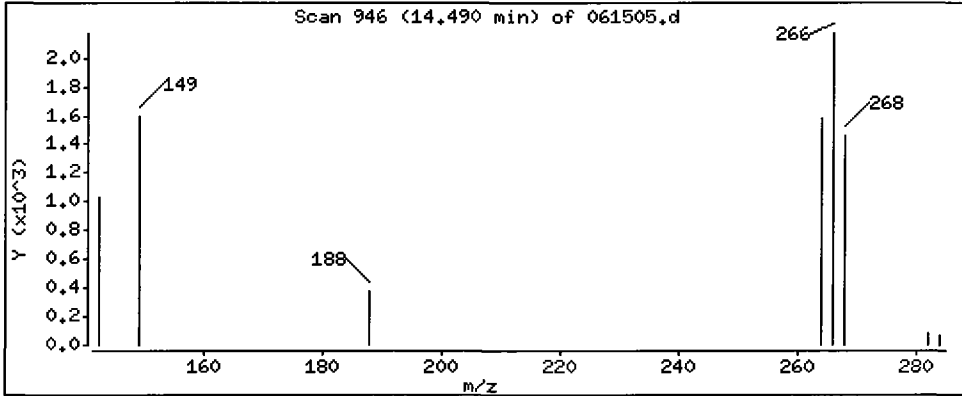
Column phase: ZB-5

Column diameter: 0.32

Handwritten initials

58 Pentachlorophenol

Concentration: 19,20 ug/kg



Date : 15-JUN-2009 15:47

Client ID: 3SED2-B

Instrument: nt2.i

Sample Info: PB35I,3

Volume Injected (uL): 2.0

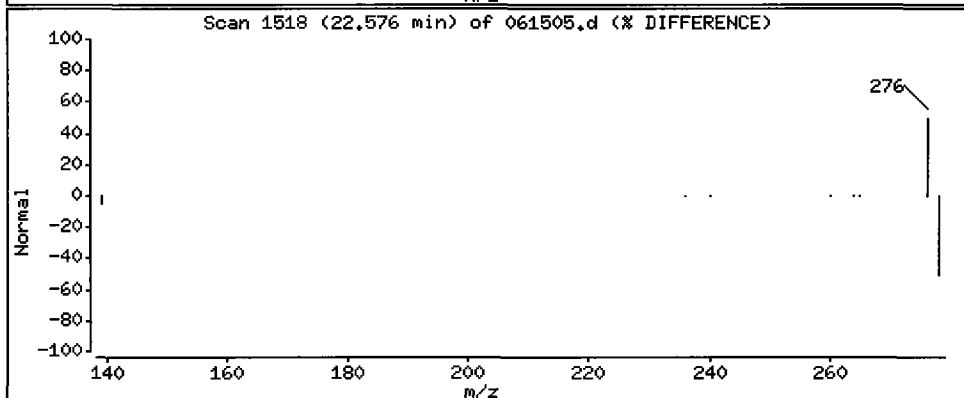
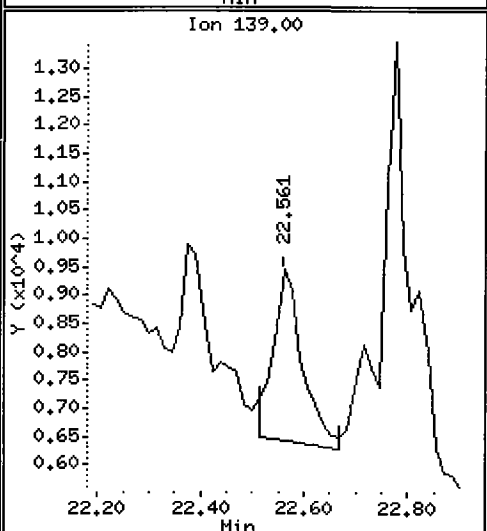
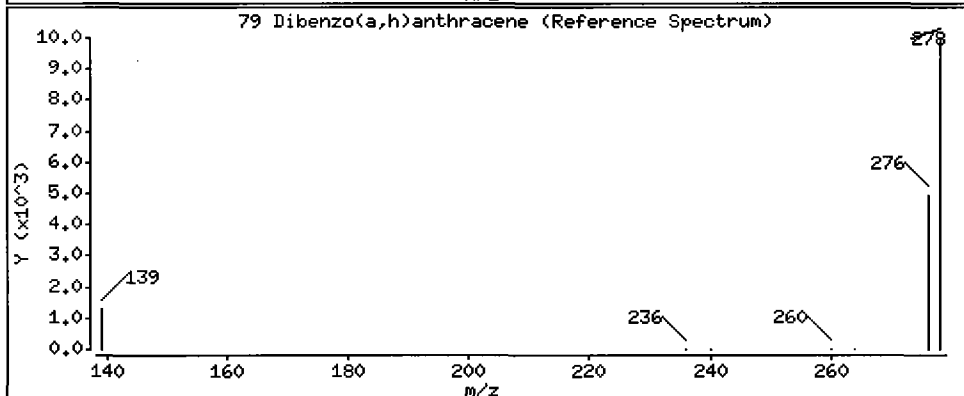
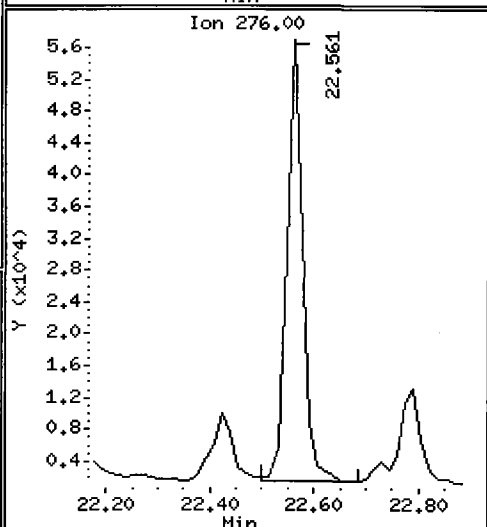
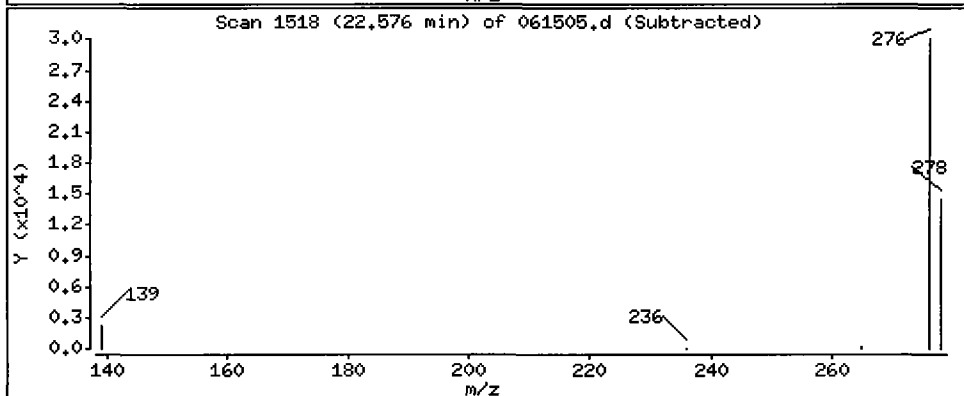
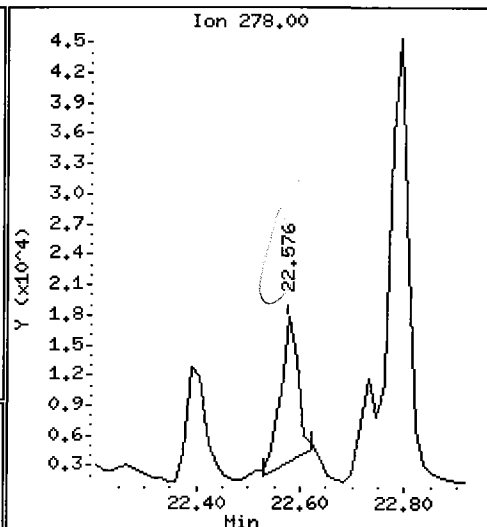
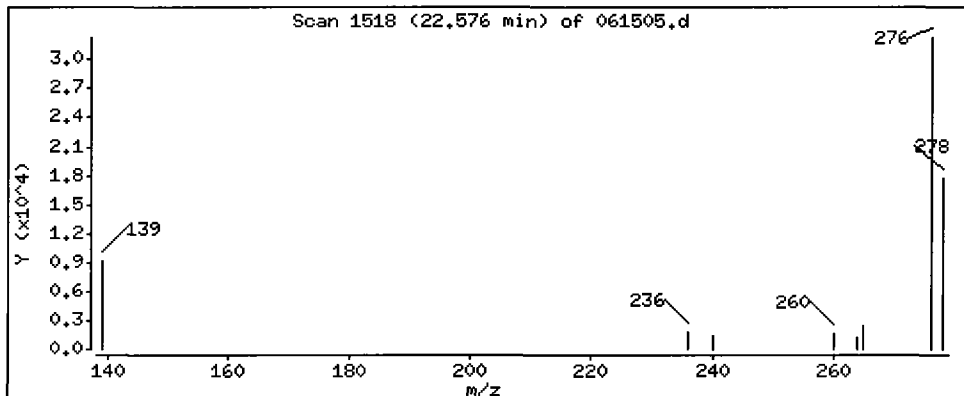
Operator: VTS

Column phase: ZB-5

Column diameter: 0.32

79 Dibenzo(a,h)anthracene

Concentration: 65.25 ug/kg



ORGANICS ANALYSIS DATA SHEET

Semivolatiles by Selected Ion Monitoring GC/MS

Sample ID: 3SED2-C

Page 1 of 1

SAMPLE

Lab Sample ID: PB35J

QC Report No: PB35-ENVIRONMENTAL SCIENCE CORP.

LIMS ID: 09-12726

Project: JELD-WEN NORD DOOR

Matrix: Sediment

Event: NA

Data Release Authorized:

Date Sampled: 06/03/09

Reported: 06/17/09

Date Received: 06/03/09

Date Extracted: 06/08/09

Sample Amount: 16.1 g-dry-wt

Date Analyzed: 06/15/09 16:21

Final Extract Volume: 1.0 mL

Instrument/Analyst: NT2/PK

Dilution Factor: 3.00

GPC Cleanup: Yes

Percent Moisture: 35.9%

Silica Gel Cleanup: No

Alumina Cleanup: No

CAS Number	Analyte	RL	Result
53-70-3	Dibenz (a, h) anthracene	19	< 19 U
106-46-7	1,4-Dichlorobenzene	19	< 19 U
120-82-1	1,2,4-Trichlorobenzene	19	< 19 U
118-74-1	Hexachlorobenzene	19	< 19 U
87-68-3	Hexachlorobutadiene	19	< 19 U
131-11-3	Dimethylphthalate	47	< 47 U
85-68-7	Butylbenzylphthalate	47	< 47 U
95-48-7	2-Methylphenol	19	< 19 U
105-67-9	2,4-Dimethylphenol	19	< 19 U
86-30-6	N-Nitrosodiphenylamine	19	< 19 U
100-51-6	Benzyl Alcohol	93	< 93 U
87-86-5	Pentachlorophenol	93	< 93 U
95-50-1	1,2-Dichlorobenzene	19	< 19 U
541-73-1	1,3-Dichlorobenzene	19	< 19 U

Reported in µg/kg (ppb)

SIM Semivolatile Surrogate Recovery

2-Fluorobiphenyl	74.4%	d5-Phenol	68.8%
2-Fluorophenol	62.4%	d4-2-Chlorophenol	72.0%
d4-1,2-Dichlorobenzene	61.2%	d5-Nitrobenzene	68.4%
2,4,6-Tribromophenol	81.6%	d14-p-Terphenyl	88.8%

Analytical Resources, Inc.

Semivolatiles Report SW846 Method 8270D

Data file : /chem3/nt2.i/20090615.b/061506.d
 Lab Smp Id: PB35J Client Smp ID: 3SED2-C
 Inj Date : 15-JUN-2009 16:21
 Operator : VTS Inst ID: nt2.i
 Smp Info : PB35J,3
 Misc Info : 09-12726
 Comment :
 Method : /chem3/nt2.i/20090615.b/SIMABN.m
 Meth Date : 15-Jun-2009 13:35 peter Quant Type: ISTD
 Cal Date : 11-MAY-2009 13:57 Cal File: ic051104.d
 Als bottle: 6
 Dil Factor: 3.00000
 Integrator: HP RTE Compound Sublist: wind.sub
 Target Version: 3.50
 Processing Host: cserv3

Concentration Formula: Amt * DF * Vt / (Ws * (100 - M) / 100) * CpndVariable

Name	Value	Description
DF	3.00000	Dilution Factor
Vt	1000.00000	Volume of final extract (uL)
Ws	25.10000	Weight of sample extracted (g)
M	35.90000	% Moisture

Cpnd Variable

Local Compound Variable

Compounds	QUANT SIG	RT	EXP RT	REL RT	RESPONSE	CONCENTRATIONS	
						ON-COLUMN (ug/mL)	FINAL (ug/kg)
\$ 1 2-Fluorophenol	112	5.660	5.639	(0.758)	99940	0.77777	145.0
\$ 2 Phenol-d5	99	7.088	7.054	(0.949)	145707	0.85637	159.7
3 Phenol	94	7.111	7.077	(0.952)	16392	0.07224	13.47
\$ 5 2-Chlorophenol-d4	132	7.192	7.192	(0.963)	102446	0.89596	167.1
7 1,3-Dichlorobenzene	146	Compound Not Detected.					
* 8 1,4-Dichlorobenzene-d4	152	7.468	7.467	(1.000)	215075	2.00000	
9 1,4-Dichlorobenzene	146	Compound Not Detected.					
\$ 10 1,2-Dichlorobenzene-d4	152	7.762	7.761	(1.039)	41291	0.50533	94.22
11 Benzyl alcohol	79	Compound Not Detected.					
12 1,2-Dichlorobenzene	146	Compound Not Detected.					
13 2-Methylphenol	108	Compound Not Detected.					
15 4-Methylphenol	108	8.209	8.191	(1.099)	39496	0.28149	52.49
16 N-Nitroso-di-n-propylamine	70	Compound Not Detected.					
\$ 18 Nitrobenzene-d5	82	8.362	8.361	(0.884)	99144	0.57329	106.9
22 2,4-Dimethylphenol	107	Compound Not Detected.					

IS OUT

Compounds	QUANT SIG MASS	RT	EXP RT	REL RT	RESPONSE	CONCENTRATIONS	
						ON-COLUMN (ug/mL)	FINAL (ug/kg)
26 1,2,4-Trichlorobenzene	180						
* 27 Naphthalene-d8	136	9.462	9.463	(1.000)	637074	2.00000	
30 Hexachlorobutadiene	225				Compound Not Detected.		
\$ 36 2-Fluorobiphenyl	172	11.242	11.241	(0.914)	144233	0.61617	114.9
39 Dimethylphthalate	163				Compound Not Detected.		
* 42 Acenaphthene-d10	162	12.297	12.296	(1.000)	328114	2.00000	
50 Diethylphthalate	149	13.109	13.109	(1.066)	18655	0.07458	13.91 (M)
54 N-Nitrosodiphenylamine	169				Compound Not Detected.		
\$ 55 2,4,6-Tribromophenol	330	13.584	13.572	(0.928)	29012	1.01537	189.3
57 Hexachlorobenzene	284				Compound Not Detected.		
58 Pentachlorophenol	266	14.475	14.475	(0.988)	4462	0.10975	20.46
* 59 Phenanthrene-d10	188	14.644	14.645	(1.000)	604448	2.00000	
\$ 66 Terphenyl-d14	244	17.298	17.285	(0.912)	98718	0.74424	138.8
67 Butylbenzylphthalate	149				Compound Not Detected.		
* 69 Chrysene-d12	240	18.960	18.929	(1.000)	426405	2.00000	
* 77 Perylene-d12	264	21.130	21.084	(1.000)	191888	2.00000	
79 Dibenzo(a,h)anthracene	278				Compound Not Detected.		
90 N-Nitrosodimethylamine	74				Compound Not Detected.		

QC Flag Legend

M - Compound response manually integrated.

Analytical Resources, Inc.

INTERNAL STANDARD COMPOUNDS
 AREA AND RT SUMMARY

Instrument ID: nt2.i	Calibration Date: 15-JUN-2009
Lab File ID: 061506.d	Calibration Time: 12:15
Lab Smp Id: PB35J	Client Smp ID: 3SED2-C
Analysis Type: SV	Level: LOW
Quant Type: ISTD	Sample Type: Sediment
Operator: VTS	
Method File: /chem3/nt2.i/20090615.b/SIMABN.m	
Misc Info: 09-12726	

Test Mode: Use Initial Calibration Level 4.

COMPOUND	STANDARD	AREA LIMIT		SAMPLE	%DIFF
		LOWER	UPPER		
8 1,4-Dichlorobenze	119785	59892	239570	215075	79.55
27 Naphthalene-d8	372217	186108	744434	637074	71.16
42 Acenaphthene-d10	182713	91356	365426	328114	79.58
59 Phenanthrene-d10	286879	143440	573758	604448	110.70
69 Chrysene-d12	251912	125956	503824	426405	69.27
77 Perylene-d12	231524	115762	463048	191888	-17.12

COMPOUND	STANDARD	RT LIMIT		SAMPLE	%DIFF
		LOWER	UPPER		
8 1,4-Dichlorobenze	7.47	6.97	7.97	7.47	0.01
27 Naphthalene-d8	9.46	8.96	9.96	9.46	-0.01
42 Acenaphthene-d10	12.30	11.80	12.80	12.30	0.01
59 Phenanthrene-d10	14.64	14.14	15.14	14.64	0.00
69 Chrysene-d12	18.93	18.43	19.43	18.96	0.16
77 Perylene-d12	21.08	20.58	21.58	21.13	0.22

AREA UPPER LIMIT = +100% of internal standard area.
 AREA LOWER LIMIT = - 50% of internal standard area.
 RT UPPER LIMIT = + 0.50 minutes of internal standard RT.
 RT LOWER LIMIT = - 0.50 minutes of internal standard RT.

Analytical Resources, Inc.

RECOVERY REPORT

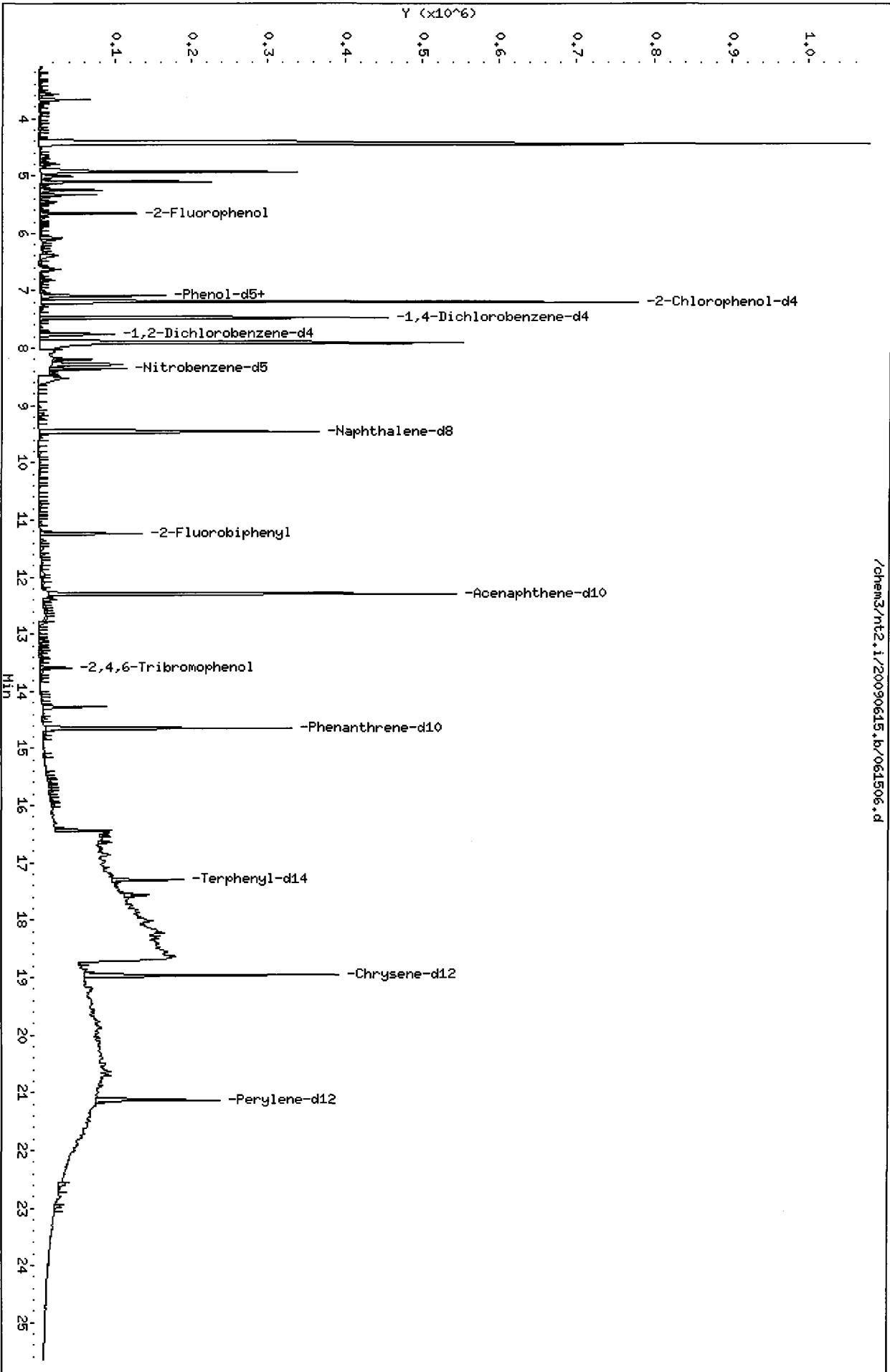
Client Name: ESC Client SDG: PB35
 Sample Matrix: SOLID Fraction: SV
 Lab Smp Id: PB35J Client Smp ID: 3SED2-C
 Level: LOW Operator: VTS
 Data Type: MS DATA SampleType: SAMPLE
 SpikeList File: wind.spk Quant Type: ISTD
 Sublist File: wind.sub
 Method File: /chem3/nt2.i/20090615.b/SIMABN.m
 Misc Info: 09-12726

SURROGATE COMPOUND	CONC ADDED ug/kg	CONC RECOVERED ug/kg	% RECOVERED	LIMITS
\$ 1 2-Fluorophenol	233.1	145.0	62.22	30-160
\$ 2 Phenol-d5	233.1	159.7	68.51	30-160
\$ 5 2-Chlorophenol-d4	233.1	167.1	71.68	30-160
\$ 10 1,2-Dichlorobenzen	155.4	94.22	60.64	30-160
\$ 18 Nitrobenzene-d5	155.4	106.9	68.80	30-160
\$ 36 2-Fluorobiphenyl	155.4	114.9	73.94	30-160
\$ 55 2,4,6-Tribromophen	233.1	189.3	81.23	30-160
\$ 66 Terphenyl-d14	155.4	138.8	89.31	30-160

Data File: /chem3/nt2.i/20090615.b/061506.d
Date: 15-JUN-2009 16:21
Client ID: 3SEED-C
Sample Info: PB35J,3
Volume Injected (uL): 2.0
Column phase: ZB-5

Instrument: nt2.1
Operator: VTS
Column diameter: 0.32

/chem3/nt2.i/20090615.b/061506.d



Date : 15-JUN-2009 16:21

Client ID: 3SED2-C

Instrument: nt2.i

Sample Info: PB35J,3

Volume Injected (uL): 2.0

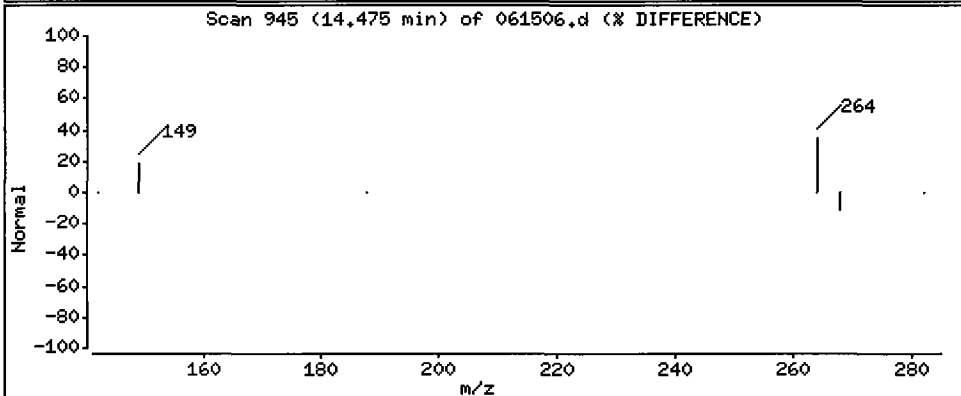
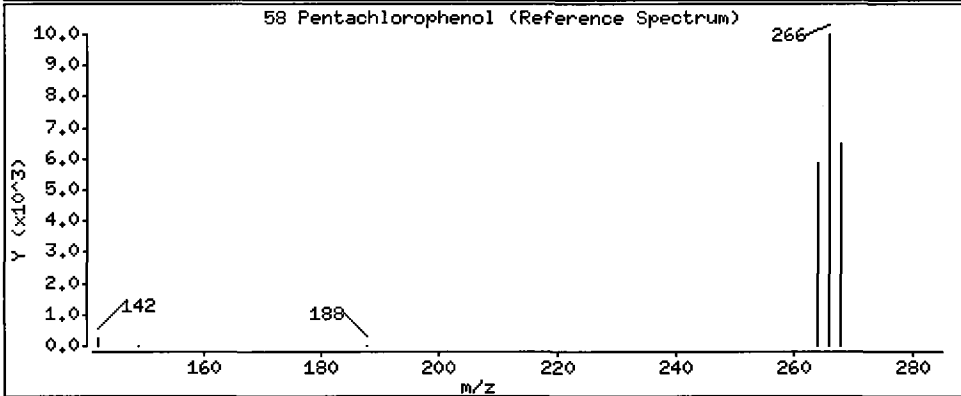
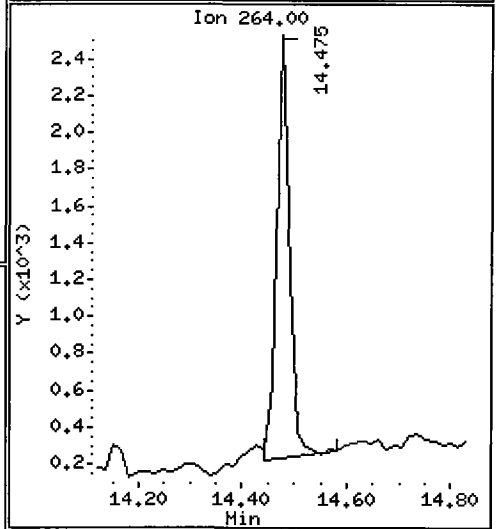
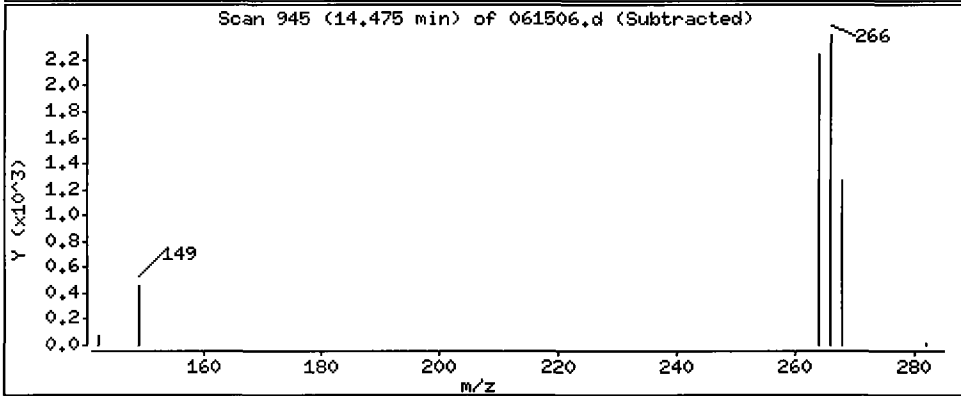
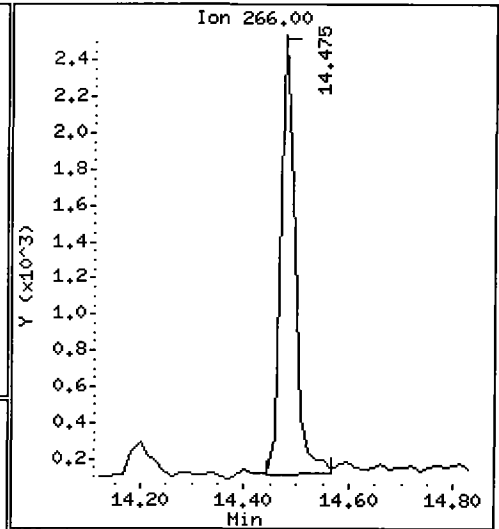
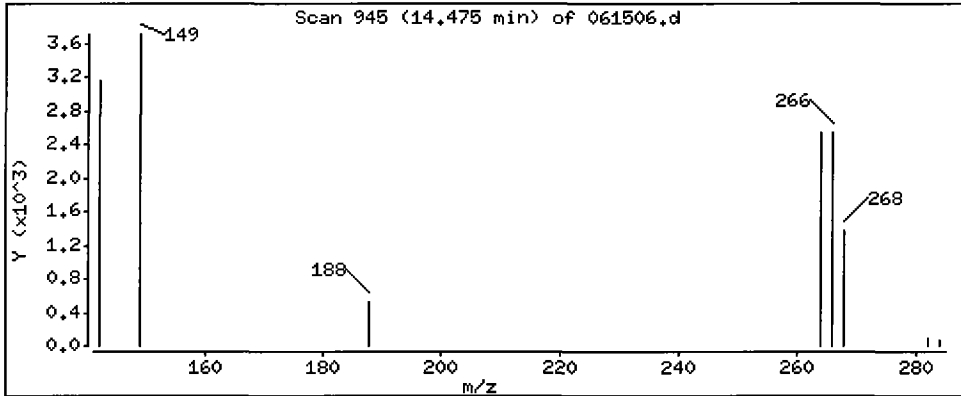
Operator: VTS

Column phase: ZB-5

Column diameter: 0.32

58 Pentachlorophenol

Concentration: 20.46 ug/kg



ORGANICS ANALYSIS DATA SHEET

Semivolatiles by Selected Ion Monitoring GC/MS

Sample ID: 3SED11-A

Page 1 of 1

SAMPLE

Lab Sample ID: PB35K

QC Report No: PB35-ENVIRONMENTAL SCIENCE CORP.

LIMS ID: 09-12727

Project: JELD-WEN NORD DOOR

Matrix: Sediment

Event: NA

Data Release Authorized: *[Signature]*

Date Sampled: 06/03/09

Reported: 06/17/09

Date Received: 06/03/09

Date Extracted: 06/08/09

Sample Amount: 16.6 g-dry-wt

Date Analyzed: 06/15/09 16:55

Final Extract Volume: 1.0 mL

Instrument/Analyst: NT2/PK

Dilution Factor: 1.00

GPC Cleanup: Yes

Percent Moisture: 31.6%

Silica Gel Cleanup: No

Alumina Cleanup: No

CAS Number	Analyte	RL	Result
53-70-3	Dibenz (a, h) anthracene	6.0	< 6.0 U
106-46-7	1,4-Dichlorobenzene	6.0	< 6.0 U
120-82-1	1,2,4-Trichlorobenzene	6.0	< 6.0 U
118-74-1	Hexachlorobenzene	6.0	< 6.0 U
87-68-3	Hexachlorobutadiene	6.0	< 6.0 U
131-11-3	Dimethylphthalate	15	< 15 U
85-68-7	Butylbenzylphthalate	15	< 15 U
95-48-7	2-Methylphenol	6.0	< 6.0 U
105-67-9	2,4-Dimethylphenol	6.0	< 6.0 U
86-30-6	N-Nitrosodiphenylamine	6.0	< 6.0 U
100-51-6	Benzyl Alcohol	30	< 30 U
87-86-5	Pentachlorophenol	30	< 30 U
95-50-1	1,2-Dichlorobenzene	6.0	< 6.0 U
541-73-1	1,3-Dichlorobenzene	6.0	< 6.0 U

Reported in µg/kg (ppb)

SIM Semivolatile Surrogate Recovery

2-Fluorobiphenyl	64.4%	d5-Phenol	59.5%
2-Fluorophenol	57.1%	d4-2-Chlorophenol	73.9%
d4-1,2-Dichlorobenzene	55.2%	d5-Nitrobenzene	62.8%
2,4,6-Tribromophenol	79.5%	d14-p-Terphenyl	84.8%

Analytical Resources, Inc.

Semivolatiles Report SW846 Method 8270D

Data file : /chem3/nt2.i/20090615.b/061507.d
 Lab Smp Id: PB35K Client Smp ID: 3SED11-A
 Inj Date : 15-JUN-2009 16:55
 Operator : VTS Inst ID: nt2.i
 Smp Info : PB35K
 Misc Info : 09-12727
 Comment :
 Method : /chem3/nt2.i/20090615.b/SIMABN.m
 Meth Date : 15-Jun-2009 13:35 peter Quant Type: ISTD
 Cal Date : 11-MAY-2009 13:57 Cal File: ic051104.d
 Als bottle: 7
 Dil Factor: 1.00000
 Integrator: HP RTE Compound Sublist: wind.sub
 Target Version: 3.50
 Processing Host: cserv3

Concentration Formula: Amt * DF * Vt / (Ws * (100 - M) / 100) * CpndVariable

Name	Value	Description
DF	1.00000	Dilution Factor
Vt	1000.00000	Volume of final extract (uL)
Ws	24.30000	Weight of sample extracted (g)
M	31.60000	% Moisture

Cpnd Variable

Local Compound Variable

Compounds	QUANT SIG	RT	EXP RT	REL RT	RESPONSE	CONCENTRATIONS	
						ON-COLUMN (ug/mL)	FINAL (ug/kg)
\$ 1 2-Fluorophenol	112	5.668	5.639	(0.757)	227808	2.13672	128.6
\$ 2 Phenol-d5	99	7.111	7.054	(0.950)	314190	2.22555	133.9
3 Phenol	94	7.134	7.077	(0.953)	25152	0.13359	8.037
\$ 5 2-Chlorophenol-d4	132	7.203	7.192	(0.962)	262614	2.76807	166.5
7 1,3-Dichlorobenzene	146	Compound Not Detected.					
* 8 1,4-Dichlorobenzene-d4	152	7.486	7.467	(1.000)	178453	2.00000	
9 1,4-Dichlorobenzene	146	Compound Not Detected.					
\$ 10 1,2-Dichlorobenzene-d4	152	7.763	7.761	(1.037)	93863	1.38445	83.29
11 Benzyl alcohol	79	Compound Not Detected.					
12 1,2-Dichlorobenzene	146	Compound Not Detected.					
13 2-Methylphenol	108	Compound Not Detected.					
15 4-Methylphenol	108	Compound Not Detected.					
16 N-Nitroso-di-n-propylamine	70	Compound Not Detected.					
\$ 18 Nitrobenzene-d5	82	8.362	8.361	(0.884)	226421	1.56686	94.27
22 2,4-Dimethylphenol	107	Compound Not Detected.					

Compounds	QUANT SIG MASS	RT	EXP RT	REL RT	RESPONSE	CONCENTRATIONS	
						ON-COLUMN (ug/mL)	FINAL (ug/kg)
=====	=====	==	=====	=====	=====	=====	=====
26 1,2,4-Trichlorobenzene	180				Compound Not Detected.		
* 27 Naphthalene-d8	136	9.462	9.463	(1.000)	532336	2.00000	
30 Hexachlorobutadiene	225				Compound Not Detected.		
\$ 36 2-Fluorobiphenyl	172	11.242	11.241	(0.914)	315528	1.61397	97.10
39 Dimethylphthalate	163				Compound Not Detected.		
* 42 Acenaphthene-d10	162	12.297	12.296	(1.000)	274034	2.00000	
50 Diethylphthalate	149	13.109	13.109	(1.066)	27845	0.13329	8.019
54 N-Nitrosodiphenylamine	169				Compound Not Detected.		
\$ 55 2,4,6-Tribromophenol	330	13.583	13.572	(0.928)	64378	2.98346	179.5
57 Hexachlorobenzene	284				Compound Not Detected.		
58 Pentachlorophenol	266				Compound Not Detected.		
* 59 Phenanthrene-d10	188	14.645	14.645	(1.000)	456482	2.00000	
\$ 66 Terphenyl-d14	244	17.285	17.285	(0.912)	203947	2.11669	127.3
67 Butylbenzylphthalate	149				Compound Not Detected.		
* 69 Chrysene-d12	240	18.945	18.929	(1.000)	309743	2.00000	
* 77 Perylene-d12	264	21.084	21.084	(1.000)	165027	2.00000	
79 Dibenzo(a,h)anthracene	278				Compound Not Detected.		
90 N-Nitrosodimethylamine	74				Compound Not Detected.		

B

Analytical Resources, Inc.

INTERNAL STANDARD COMPOUNDS
 AREA AND RT SUMMARY

Instrument ID: nt2.i
 Lab File ID: 061507.d
 Lab Smp Id: PB35K
 Analysis Type: SV
 Quant Type: ISTD
 Operator: VTS
 Method File: /chem3/nt2.i/20090615.b/SIMABN.m
 Misc Info: 09-12727

Calibration Date: 15-JUN-2009
 Calibration Time: 12:15
 Client Smp ID: 3SED11-A
 Level: LOW
 Sample Type: Sediment

Test Mode:
 Use Initial Calibration Level 4.

COMPOUND	STANDARD	AREA LIMIT		SAMPLE	%DIFF
		LOWER	UPPER		
8 1,4-Dichlorobenze	119785	59892	239570	178453	48.98
27 Naphthalene-d8	372217	186108	744434	532336	43.02
42 Acenaphthene-d10	182713	91356	365426	274034	49.98
59 Phenanthrene-d10	286879	143440	573758	456482	59.12
69 Chrysene-d12	251912	125956	503824	309743	22.96
77 Perylene-d12	231524	115762	463048	165027	-28.72

COMPOUND	STANDARD	RT LIMIT		SAMPLE	%DIFF
		LOWER	UPPER		
8 1,4-Dichlorobenze	7.47	6.97	7.97	7.49	0.25
27 Naphthalene-d8	9.46	8.96	9.96	9.46	-0.01
42 Acenaphthene-d10	12.30	11.80	12.80	12.30	0.01
59 Phenanthrene-d10	14.64	14.14	15.14	14.64	0.00
69 Chrysene-d12	18.93	18.43	19.43	18.94	0.08
77 Perylene-d12	21.08	20.58	21.58	21.08	0.00

AREA UPPER LIMIT = +100% of internal standard area.
 AREA LOWER LIMIT = - 50% of internal standard area.
 RT UPPER LIMIT = + 0.50 minutes of internal standard RT.
 RT LOWER LIMIT = - 0.50 minutes of internal standard RT.

Analytical Resources, Inc.

RECOVERY REPORT

Client Name: ESC Client SDG: PB35
 Sample Matrix: SOLID Fraction: SV
 Lab Smp Id: PB35K Client Smp ID: 3SED11-A
 Level: LOW Operator: VTS
 Data Type: MS DATA SampleType: SAMPLE
 SpikeList File: wind.spk Quant Type: ISTD
 Sublist File: wind.sub
 Method File: /chem3/nt2.i/20090615.b/SIMABN.m
 Misc Info: 09-12727

SURROGATE COMPOUND	CONC ADDED ug/kg	CONC RECOVERED ug/kg	% RECOVERED	LIMITS
\$ 1 2-Fluorophenol	225.6	128.6	56.98	30-160
\$ 2 Phenol-d5	225.6	133.9	59.35	30-160
\$ 5 2-Chlorophenol-d4	225.6	166.5	73.82	30-160
\$ 10 1,2-Dichlorobenzen	150.4	83.29	55.38	30-160
\$ 18 Nitrobenzene-d5	150.4	94.27	62.67	30-160
\$ 36 2-Fluorobiphenyl	150.4	97.10	64.56	30-160
\$ 55 2,4,6-Tribromophen	225.6	179.5	79.56	30-160
\$ 66 Terphenyl-d14	150.4	127.3	84.67	30-160

Date: 15-JUN-2009 16:55

Client ID: 3SED11-A

Sample Info: PB35K

Volume Injected (ul): 2.0

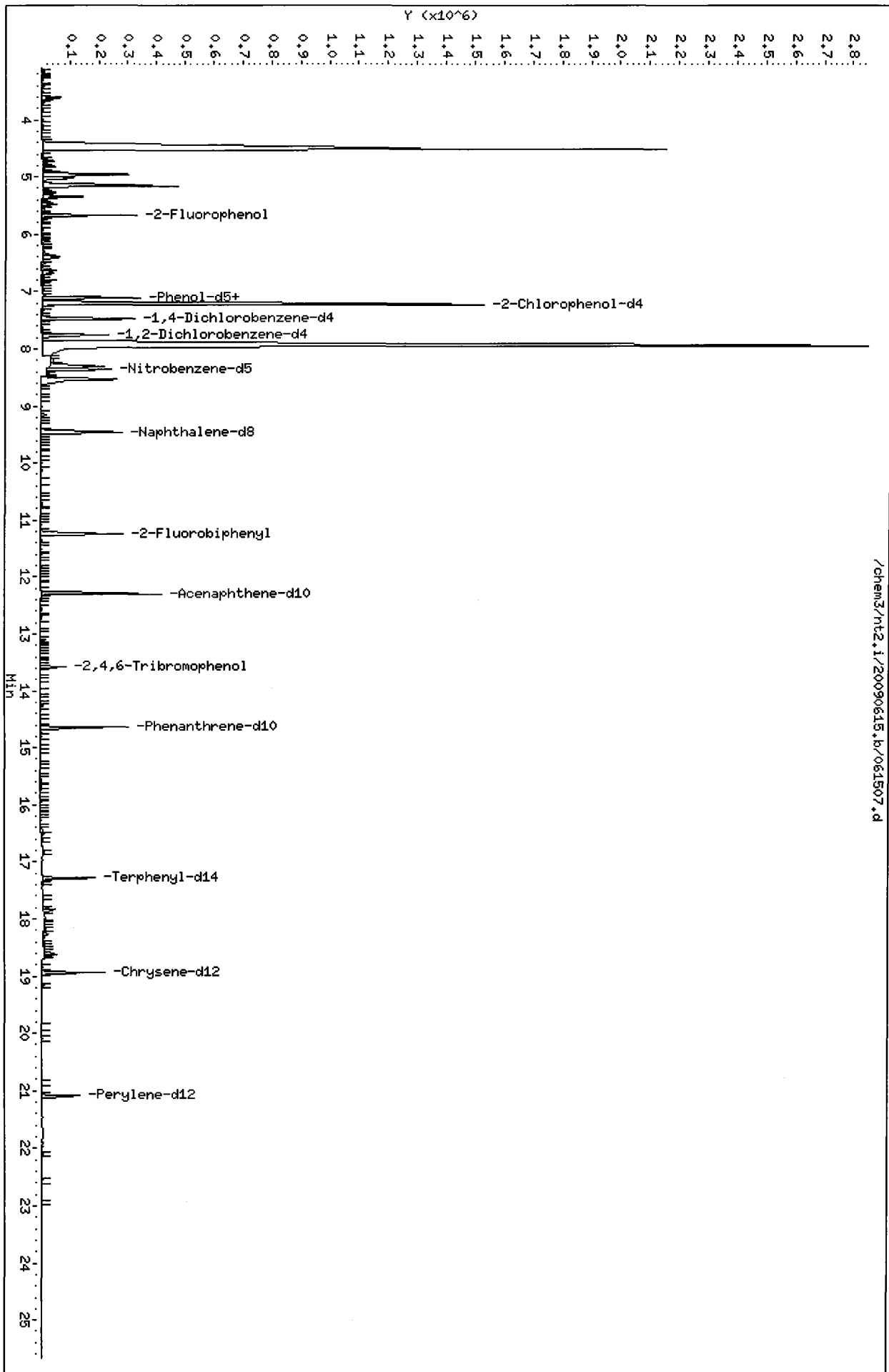
Column phase: ZB-5

Instrument: nt2.i

Operator: VTS

Column diameter: 0.32

/chem3/nt2.i/20090615.b/061507.d



ORGANICS ANALYSIS DATA SHEET

Semivolatiles by Selected Ion Monitoring GC/MS

Sample ID: 3SED11-B

Page 1 of 1

SAMPLE

Lab Sample ID: PB35M

QC Report No: PB35-ENVIRONMENTAL SCIENCE CORP.

LIMS ID: 09-12729

Project: JELD-WEN NORD DOOR

Matrix: Sediment

Event: NA

Data Release Authorized: *AS*

Date Sampled: 06/03/09

Reported: 06/17/09

Date Received: 06/03/09

Date Extracted: 06/08/09

Sample Amount: 16.6 g-dry-wt

Date Analyzed: 06/15/09 17:29

Final Extract Volume: 1.0 mL

Instrument/Analyst: NT2/PK

Dilution Factor: 1.00

GPC Cleanup: Yes

Percent Moisture: 36.6%

Silica Gel Cleanup: No

Alumina Cleanup: No

CAS Number	Analyte	RL	Result
53-70-3	Dibenz (a, h) anthracene	6.0	< 6.0 U
106-46-7	1,4-Dichlorobenzene	6.0	< 6.0 U
120-82-1	1,2,4-Trichlorobenzene	6.0	< 6.0 U
118-74-1	Hexachlorobenzene	6.0	< 6.0 U
87-68-3	Hexachlorobutadiene	6.0	< 6.0 U
131-11-3	Dimethylphthalate	15	< 15 U
85-68-7	Butylbenzylphthalate	15	< 15 U
95-48-7	2-Methylphenol	6.0	< 6.0 U
105-67-9	2,4-Dimethylphenol	6.0	< 6.0 U
86-30-6	N-Nitrosodiphenylamine	6.0	< 6.0 U
100-51-6	Benzyl Alcohol	30	< 30 U
87-86-5	Pentachlorophenol	30	< 30 U
95-50-1	1,2-Dichlorobenzene	6.0	< 6.0 U
541-73-1	1,3-Dichlorobenzene	6.0	< 6.0 U

Reported in $\mu\text{g}/\text{kg}$ (ppb)

SIM Semivolatile Surrogate Recovery

2-Fluorobiphenyl	67.6%	d5-Phenol	63.5%
2-Fluorophenol	59.7%	d4-2-Chlorophenol	77.3%
d4-1,2-Dichlorobenzene	57.6%	d5-Nitrobenzene	72.0%
2,4,6-Tribromophenol	84.0%	d14-p-Terphenyl	90.8%

Analytical Resources, Inc.

Semivolatiles Report SW846 Method 8270D

Data file : /chem3/nt2.i/20090615.b/061508.d
 Lab Smp Id: PB35M Client Smp ID: 3SED11-B
 Inj Date : 15-JUN-2009 17:29
 Operator : VTS Inst ID: nt2.i
 Smp Info : PB35M
 Misc Info : 09-12729
 Comment :
 Method : /chem3/nt2.i/20090615.b/SIMABN.m
 Meth Date : 15-Jun-2009 13:35 peter Quant Type: ISTD
 Cal Date : 11-MAY-2009 13:57 Cal File: ic051104.d
 Als bottle: 8
 Dil Factor: 1.00000
 Integrator: HP RTE Compound Sublist: wind.sub
 Target Version: 3.50
 Processing Host: cserv3

Concentration Formula: Amt * DF * Vt / (Ws * (100 - M) / 100) * CpndVariable

Name	Value	Description
DF	1.00000	Dilution Factor
Vt	1000.00000	Volume of final extract (uL)
Ws	26.20000	Weight of sample extracted (g)
M	36.60000	% Moisture

Cpnd Variable

Local Compound Variable

Compounds	QUANT SIG	RT	EXP RT	REL RT	RESPONSE	CONCENTRATIONS	
						ON-COLUMN (ug/mL)	FINAL (ug/kg)
\$ 1 2-Fluorophenol	112	5.677	5.639	(0.758)	257344	2.24334	135.1
\$ 2 Phenol-d5	99	7.123	7.054	(0.952)	362144	2.38412	143.5
3 Phenol	94	7.134	7.077	(0.953)	17407	0.08593	5.173 (M)
\$ 5 2-Chlorophenol-d4	132	7.204	7.192	(0.962)	296076	2.90044	174.6
7 1,3-Dichlorobenzene	146	Compound Not Detected.					
* 8 1,4-Dichlorobenzene-d4	152	7.486	7.467	(1.000)	192009	2.00000	
9 1,4-Dichlorobenzene	146	Compound Not Detected.					
\$ 10 1,2-Dichlorobenzene-d4	152	7.763	7.761	(1.037)	105027	1.43975	86.68
11 Benzyl alcohol	79	Compound Not Detected.					
12 1,2-Dichlorobenzene	146	Compound Not Detected.					
13 2-Methylphenol	108	Compound Not Detected.					
15 4-Methylphenol	108	8.208	8.191	(1.097)	12005	0.09584	5.770
16 N-Nitroso-di-n-propylamine	70	Compound Not Detected.					
\$ 18 Nitrobenzene-d5	82	8.362	8.361	(0.884)	279744	1.79746	108.2
22 2,4-Dimethylphenol	107	Compound Not Detected.					

Compounds	QUANT SIG MASS	RT	EXP RT	REL RT	RESPONSE	CONCENTRATIONS	
						ON-COLUMN (ug/mL)	FINAL (ug/kg)
26 1,2,4-Trichlorobenzene	180						
* 27 Naphthalene-d8	136	9.462	9.463	(1.000)	573327	2.00000	
30 Hexachlorobutadiene	225						
\$ 36 2-Fluorobiphenyl	172	11.242	11.241	(0.914)	354515	1.68857	101.7
39 Dimethylphthalate	163						
* 42 Acenaphthene-d10	162	12.297	12.296	(1.000)	294291	2.00000	
50 Diethylphthalate	149	13.109	13.109	(1.066)	43480	0.19381	11.67 <i>B</i>
54 N-Nitrosodiphenylamine	169						
\$ 55 2,4,6-Tribromophenol	330	13.584	13.572	(0.928)	76947	3.15022	189.6
57 Hexachlorobenzene	284						
58 Pentachlorophenol	266						
* 59 Phenanthrene-d10	188	14.645	14.645	(1.000)	516722	2.00000	
\$ 66 Terphenyl-d14	244	17.286	17.285	(0.912)	243871	2.27325	136.9
67 Butylbenzylphthalate	149						
* 69 Chrysene-d12	240	18.945	18.929	(1.000)	344869	2.00000	
* 77 Perylene-d12	264	21.099	21.084	(1.000)	184053	2.00000	
79 Dibenzo(a,h)anthracene	278						
90 N-Nitrosodimethylamine	74						

QC Flag Legend

M - Compound response manually integrated.

Analytical Resources, Inc.

INTERNAL STANDARD COMPOUNDS
 AREA AND RT SUMMARY

Instrument ID: nt2.i	Calibration Date: 15-JUN-2009
Lab File ID: 061508.d	Calibration Time: 12:15
Lab Smp Id: PB35M	Client Smp ID: 3SED11-B
Analysis Type: SV	Level: LOW
Quant Type: ISTD	Sample Type: Sediment
Operator: VTS	
Method File: /chem3/nt2.i/20090615.b/SIMABN.m	
Misc Info: 09-12729	

Test Mode: Use Initial Calibration Level 4.

COMPOUND	STANDARD	AREA LIMIT		SAMPLE	%DIFF
		LOWER	UPPER		
8 1,4-Dichlorobenze	119785	59892	239570	192009	60.29
27 Naphthalene-d8	372217	186108	744434	573327	54.03
42 Acenaphthene-d10	182713	91356	365426	294291	61.07
59 Phenanthrene-d10	286879	143440	573758	516722	80.12
69 Chrysene-d12	251912	125956	503824	344869	36.90
77 Perylene-d12	231524	115762	463048	184053	-20.50

COMPOUND	STANDARD	RT LIMIT		SAMPLE	%DIFF
		LOWER	UPPER		
8 1,4-Dichlorobenze	7.47	6.97	7.97	7.49	0.25
27 Naphthalene-d8	9.46	8.96	9.96	9.46	0.00
42 Acenaphthene-d10	12.30	11.80	12.80	12.30	0.01
59 Phenanthrene-d10	14.64	14.14	15.14	14.64	0.00
69 Chrysene-d12	18.93	18.43	19.43	18.94	0.08
77 Perylene-d12	21.08	20.58	21.58	21.10	0.07

AREA UPPER LIMIT = +100% of internal standard area.
 AREA LOWER LIMIT = - 50% of internal standard area.
 RT UPPER LIMIT = + 0.50 minutes of internal standard RT.
 RT LOWER LIMIT = - 0.50 minutes of internal standard RT.

Analytical Resources, Inc.

RECOVERY REPORT

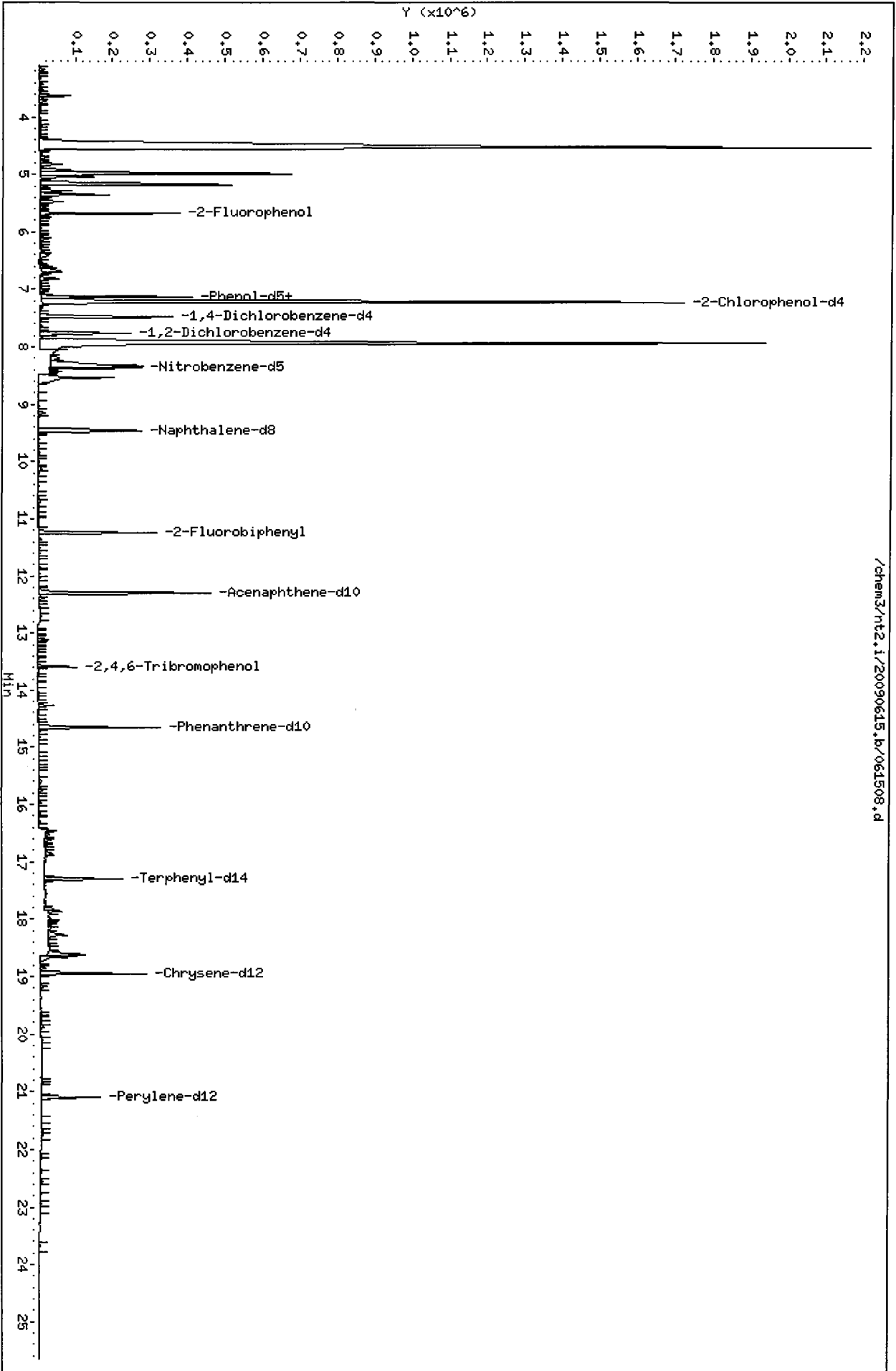
Client Name: ESC Client SDG: PB35
 Sample Matrix: SOLID Fraction: SV
 Lab Smp Id: PB35M Client Smp ID: 3SED11-B
 Level: LOW Operator: VTS
 Data Type: MS DATA SampleType: SAMPLE
 SpikeList File: wind.spk Quant Type: ISTD
 Sublist File: wind.sub
 Method File: /chem3/nt2.i/20090615.b/SIMABN.m
 Misc Info: 09-12729

SURROGATE COMPOUND	CONC ADDED ug/kg	CONC RECOVERED ug/kg	% RECOVERED	LIMITS
\$ 1 2-Fluorophenol	225.8	135.1	59.82	30-160
\$ 2 Phenol-d5	225.8	143.5	63.58	30-160
\$ 5 2-Chlorophenol-d4	225.8	174.6	77.35	30-160
\$ 10 1,2-Dichlorobenzen	150.5	86.68	57.59	30-160
\$ 18 Nitrobenzene-d5	150.5	108.2	71.90	30-160
\$ 36 2-Fluorobiphenyl	150.5	101.7	67.54	30-160
\$ 55 2,4,6-Tribromophen	225.8	189.6	84.01	30-160
\$ 66 Terphenyl-d14	150.5	136.9	90.93	30-160

Data File: /chem3/nt2.i/20090615.b/061508.d
Date: 15-JUN-2009 17:29
Client ID: 3SED11-B
Sample Info: PB35H
Volume Injected (uL): 2.0
Column phase: ZB-5

Instrument: nt2.i
Operator: VTS
Column diameter: 0.32

/chem3/nt2.i/20090615.b/061508.d



ORGANICS ANALYSIS DATA SHEET

Semivolatiles by Selected Ion Monitoring GC/MS

Sample ID: 3SED12-A

Page 1 of 1

SAMPLE

Lab Sample ID: PB350
LIMS ID: 09-12731
Matrix: Sediment
Data Release Authorized:
Reported: 06/17/09

QC Report No: PB35-ENVIROMENTAL SCIENCE CORP.
Project: JELD-WEN NORD DOOR
Event: NA
Date Sampled: 06/03/09
Date Received: 06/03/09

Date Extracted: 06/08/09
Date Analyzed: 06/13/09 13:34
Instrument/Analyst: NT2/PK
GPC Cleanup: Yes
Silica Gel Cleanup: No
Alumina Cleanup: No

Sample Amount: 16.5 g-dry-wt
Final Extract Volume: 1.0 mL
Dilution Factor: 1.00
Percent Moisture: 34.0%

CAS Number	Analyte	RL	Result
53-70-3	Dibenz (a, h) anthracene	6.1	6.7
106-46-7	1,4-Dichlorobenzene	6.1	< 6.1 U
120-82-1	1,2,4-Trichlorobenzene	6.1	< 6.1 U
118-74-1	Hexachlorobenzene	6.1	< 6.1 U
87-68-3	Hexachlorobutadiene	6.1	< 6.1 U
131-11-3	Dimethylphthalate	15	< 15 U
85-68-7	Butylbenzylphthalate	15	< 15 U
95-48-7	2-Methylphenol	6.1	< 6.1 U
105-67-9	2,4-Dimethylphenol	6.1	< 6.1 U
86-30-6	N-Nitrosodiphenylamine	6.1	< 6.1 U
100-51-6	Benzyl Alcohol	30	< 30 U
87-86-5	Pentachlorophenol	30	< 30 U
95-50-1	1,2-Dichlorobenzene	6.1	< 6.1 U
541-73-1	1,3-Dichlorobenzene	6.1	< 6.1 U

Reported in µg/kg (ppb)

SIM Semivolatile Surrogate Recovery

2-Fluorobiphenyl	64.0%	d5-Phenol	55.5%
2-Fluorophenol	58.1%	d4-2-Chlorophenol	68.0%
d4-1,2-Dichlorobenzene	59.2%	d5-Nitrobenzene	63.2%
2,4,6-Tribromophenol	80.8%	d14-p-Terphenyl	98.4%

Analytical Resources, Inc.

Semivolatle Report SW846 Method 8270D

Data file : /chem3/nt2.i/20090613.b/pb35o.d
 Lab Smp Id: PB350 Client Smp ID: 3SED12-A
 Inj Date : 13-JUN-2009 13:34
 Operator : VTS Inst ID: nt2.i
 Smp Info : PB350
 Misc Info : 09-12731
 Comment :
 Method : /chem3/nt2.i/20090613.b/SIMABN.m
 Meth Date : 13-Jun-2009 13:24 van Quant Type: ISTD
 Cal Date : 11-MAY-2009 13:57 Cal File: ic051104.d
 Als bottle: 3
 Dil Factor: 1.00000
 Integrator: HP RTE Compound Sublist: wind.sub
 Target Version: 3.50
 Processing Host: cserv3

Concentration Formula: Amt * DF * Vt/(Ws * (100 - M)/100) * CpndVariable

Name	Value	Description
DF	1.00000	Dilution Factor
Vt	1000.00000	Volume of final extract (uL)
Ws	25.00000	Weight of sample extracted (g)
M	34.00000	% Moisture

Cpnd Variable

Local Compound Variable

Compounds	QUANT SIG	RT	EXP RT	REL RT	RESPONSE	CONCENTRATIONS	
						ON-COLUMN (ug/mL)	FINAL (ug/kg)
\$ 1 2-Fluorophenol	112	5.746	5.714	(0.761)	138755	2.17968	132.1
\$ 2 Phenol-d5	99	7.192	7.133	(0.953)	175032	2.07649	125.8 (H)
3 Phenol	94	Compound Not Detected.					
\$ 5 2-Chlorophenol-d4	132	7.273	7.272	(0.963)	144424	2.54956	154.5
7 1,3-Dichlorobenzene	146	Compound Not Detected.					
* 8 1,4-Dichlorobenzene-d4	152	7.550	7.550	(1.000)	106551	2.00000	
9 1,4-Dichlorobenzene	146	Compound Not Detected.					
\$ 10 1,2-Dichlorobenzene-d4	152	7.844	7.844	(1.039)	59825	1.47786	89.57
11 Benzyl alcohol	79	Compound Not Detected.					
12 1,2-Dichlorobenzene	146	Compound Not Detected.					
13 2-Methylphenol	108	Compound Not Detected.					
15 4-Methylphenol	108	8.276	8.277	(1.096)	3494	0.05026	3.046
16 N-Nitroso-di-n-propylamine	70	Compound Not Detected.					
\$ 18 Nitrobenzene-d5	82	8.446	8.446	(0.887)	137382	1.57838	95.66
22 2,4-Dimethylphenol	107	Compound Not Detected.					

Compounds	QUANT SIG		CONCENTRATIONS				
	MASS	RT	EXP RT	REL RT	RESPONSE	ON-COLUMN (ug/mL)	FINAL (ug/kg)
26 1,2,4-Trichlorobenzene	180				Compound Not Detected.		
* 27 Naphthalene-d8	136	9.524	9.542	(1.000)	320640	2.00000	
30 Hexachlorobutadiene	225				Compound Not Detected.		
\$ 36 2-Fluorobiphenyl	172	11.320	11.320	(0.915)	193795	1.60377	97.20
39 Dimethylphthalate	163				Compound Not Detected.		
* 42 Acenaphthene-d10	162	12.375	12.376	(1.000)	169380	2.00000	
50 Diethylphthalate	149	13.193	13.192	(1.066)	38924	0.30145	18.27 B
54 N-Nitrosodiphenylamine	169				Compound Not Detected.		
\$ 55 2,4,6-Tribromophenol	330	13.668	13.667	(0.927)	40408	3.02752	183.5
57 Hexachlorobenzene	284				Compound Not Detected.		
58 Pentachlorophenol	266				Compound Not Detected.		
* 59 Phenanthrene-d10	188	14.737	14.736	(1.000)	282349	2.00000	
\$ 66 Terphenyl-d14	244	17.381	17.382	(0.913)	117610	2.45910	149.0
67 Butylbenzylphthalate	149				Compound Not Detected.		
* 69 Chrysene-d12	240	19.036	19.036	(1.000)	153748	2.00000	
* 77 Perylene-d12	264	21.191	21.175	(1.000)	146032	2.00000	
79 Dibenzo(a,h)anthracene	278	22.699	22.683	(1.071)	7769	0.11454	6.942
90 N-Nitrosodimethylamine	74				Compound Not Detected.		

QC Flag Legend

H - Operator selected an alternate compound hit.

Analytical Resources, Inc.

INTERNAL STANDARD COMPOUNDS
 AREA AND RT SUMMARY

Instrument ID: nt2.i
 Lab File ID: pb35o.d
 Lab Smp Id: PB350
 Analysis Type: SV
 Quant Type: ISTD
 Operator: VTS
 Method File: /chem3/nt2.i/20090613.b/SIMABN.m
 Misc Info: 09-12731

Calibration Date: 13-JUN-2009
 Calibration Time: 10:42
 Client Smp ID: 3SED12-A
 Level: LOW
 Sample Type: Sediment

Test Mode:
 Use Initial Calibration Level 4.

COMPOUND	STANDARD	AREA LIMIT		SAMPLE	%DIFF
		LOWER	UPPER		
8 1,4-Dichlorobenze	119785	59892	239570	106551	-11.05
27 Naphthalene-d8	372217	186108	744434	320640	-13.86
42 Acenaphthene-d10	182713	91356	365426	169380	-7.30
59 Phenanthrene-d10	286879	143440	573758	282349	-1.58
69 Chrysene-d12	251912	125956	503824	153748	-38.97
77 Perylene-d12	231524	115762	463048	146032	-36.93

COMPOUND	STANDARD	RT LIMIT		SAMPLE	%DIFF
		LOWER	UPPER		
8 1,4-Dichlorobenze	7.55	7.05	8.05	7.55	-0.01
27 Naphthalene-d8	9.54	9.04	10.04	9.52	-0.19
42 Acenaphthene-d10	12.38	11.88	12.88	12.38	0.00
59 Phenanthrene-d10	14.74	14.24	15.24	14.74	0.01
69 Chrysene-d12	19.04	18.54	19.54	19.04	0.00
77 Perylene-d12	21.18	20.68	21.68	21.19	0.07

AREA UPPER LIMIT = +100% of internal standard area.
 AREA LOWER LIMIT = - 50% of internal standard area.
 RT UPPER LIMIT = + 0.50 minutes of internal standard RT.
 RT LOWER LIMIT = - 0.50 minutes of internal standard RT.

Analytical Resources, Inc.

RECOVERY REPORT

Client Name: ESC
Sample Matrix: SOLID
Lab Smp Id: PB350
Level: LOW
Data Type: MS DATA
SpikeList File: wind.spk
Sublist File: wind.sub
Method File: /chem3/nt2.i/20090613.b/SIMABN.m
Misc Info: 09-12731

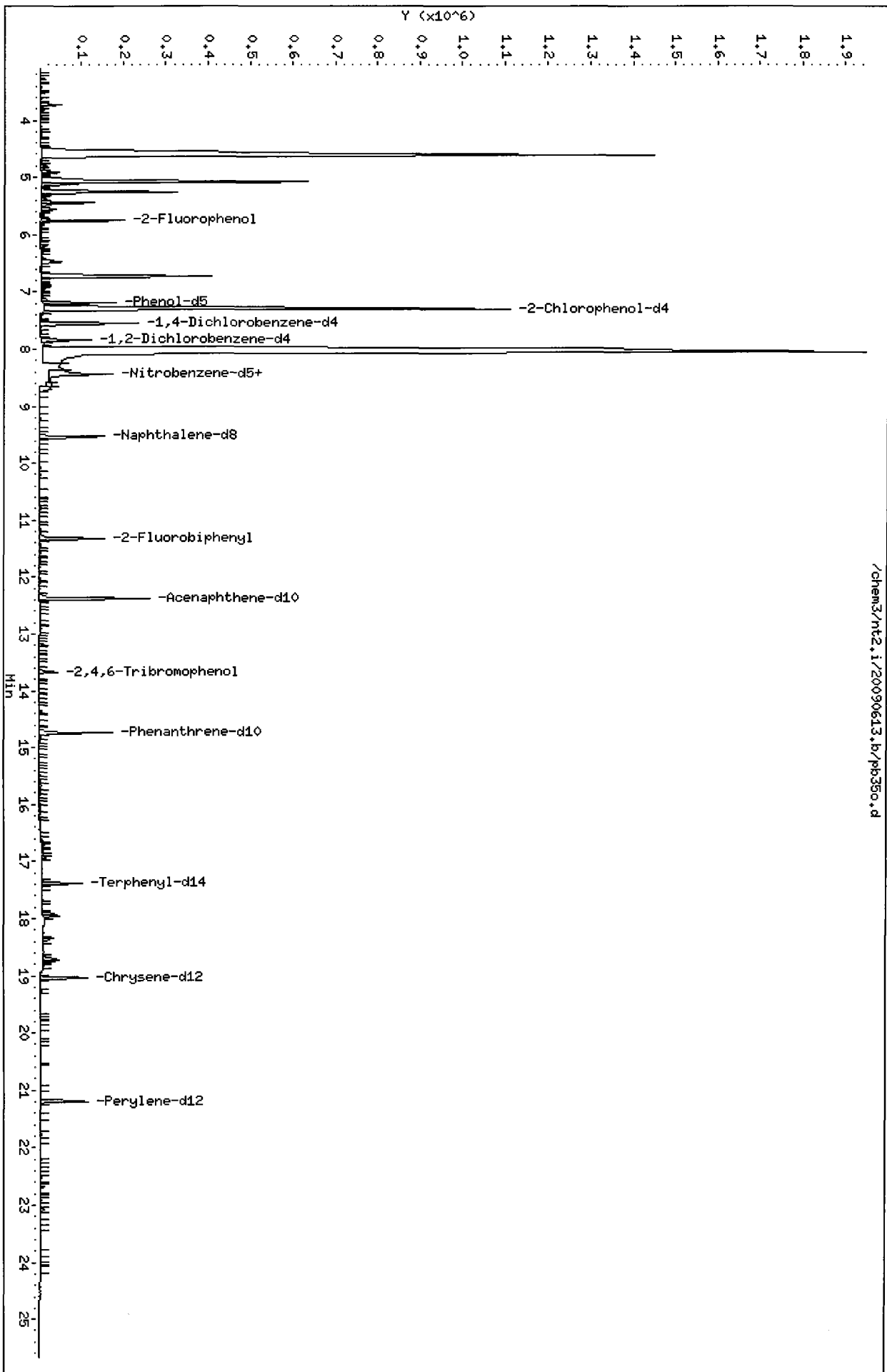
Client SDG: PB35
Fraction: SV
Client Smp ID: 3SED12-A
Operator: VTS
SampleType: SAMPLE
Quant Type: ISTD

SURROGATE COMPOUND	CONC ADDED ug/kg	CONC RECOVERED ug/kg	% RECOVERED	LIMITS
\$ 1 2-Fluorophenol	227.3	132.1	58.12	30-160
\$ 2 Phenol-d5	227.3	125.8	55.37	30-160
\$ 5 2-Chlorophenol-d4	227.3	154.5	67.99	30-160
\$ 10 1,2-Dichlorobenzen	151.5	89.57	59.11	30-160
\$ 18 Nitrobenzene-d5	151.5	95.66	63.14	30-160
\$ 36 2-Fluorobiphenyl	151.5	97.20	64.15	30-160
\$ 55 2,4,6-Tribromophen	227.3	183.5	80.73	30-160
\$ 66 Terphenyl-d14	151.5	149.0	98.36	30-160

Data File: /chem3/nt2.i/20090613.b/pb350.d
Date: 13-JUN-2009 13:34
Client ID: 3SED12-A
Sample Info: PB350
Volume Injected (uL): 2.0
Column phase: ZB-5

Instrument: nt2.i
Operator: VTS
Column diameter: 0.32

/chem3/nt2.i/20090613.b/pb350.d



Date : 13-JUN-2009 13:34

Client ID: 3SED12-A

Instrument: nt2.i

Sample Info: PB350

Volume Injected (uL): 2.0

Operator: VTS

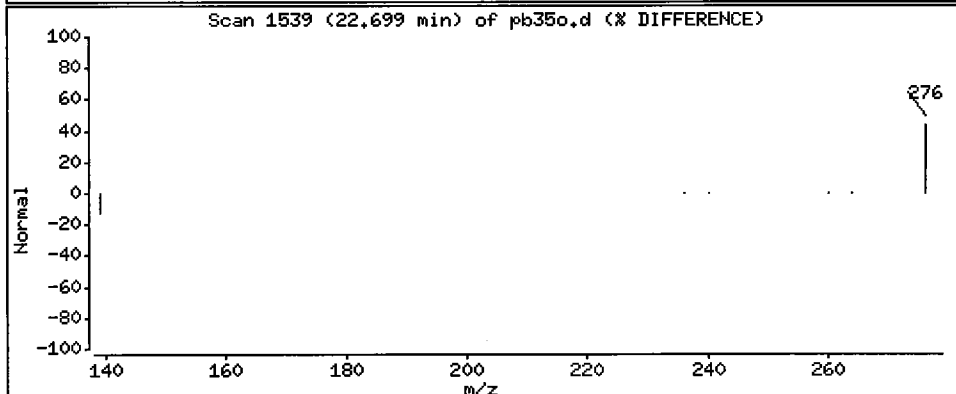
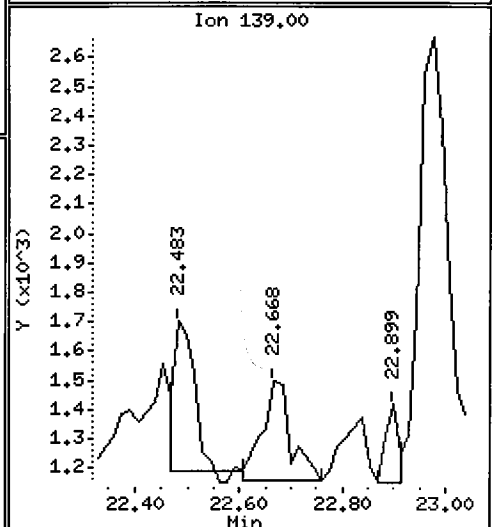
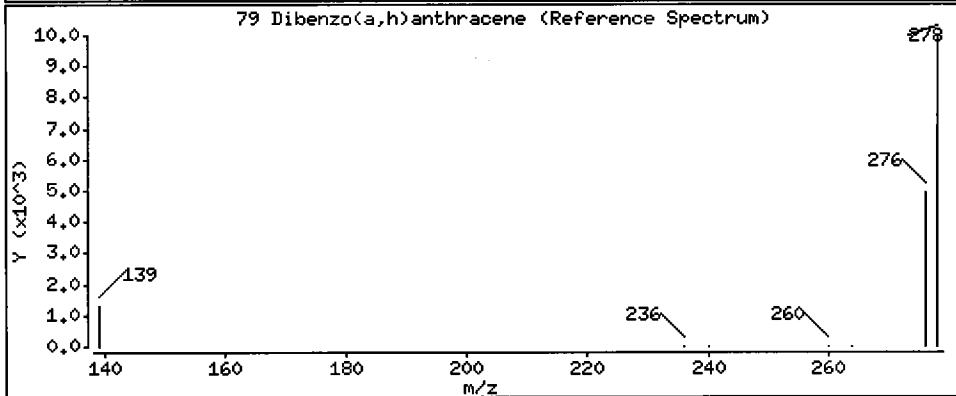
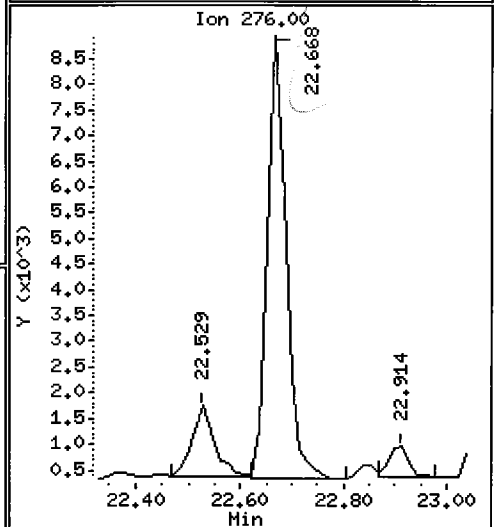
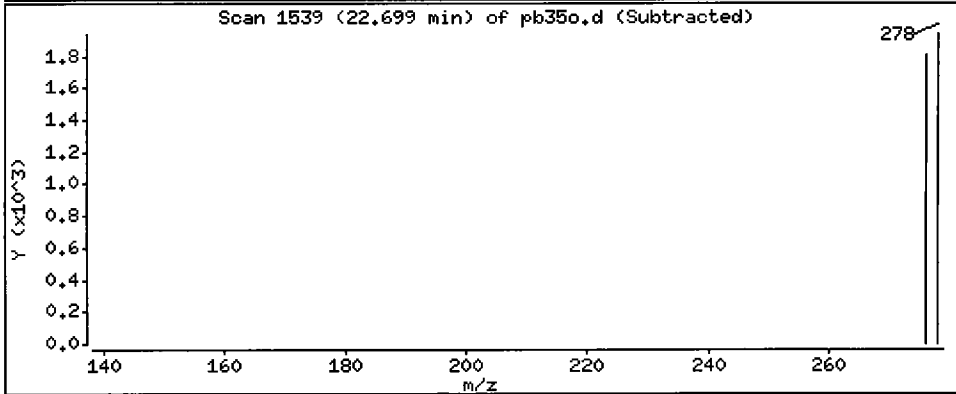
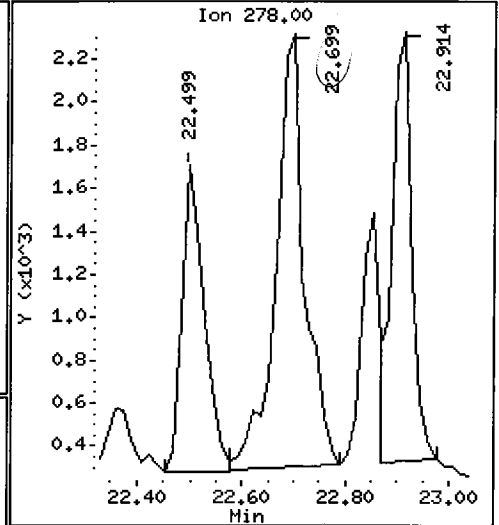
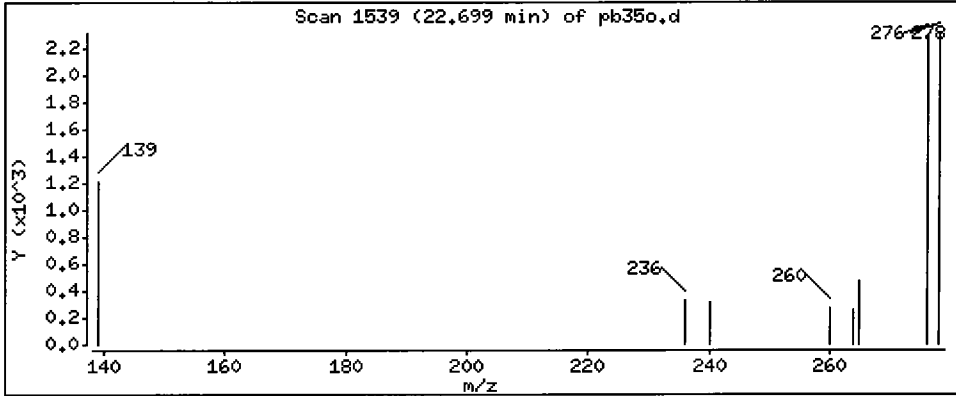
Column phase: ZB-5

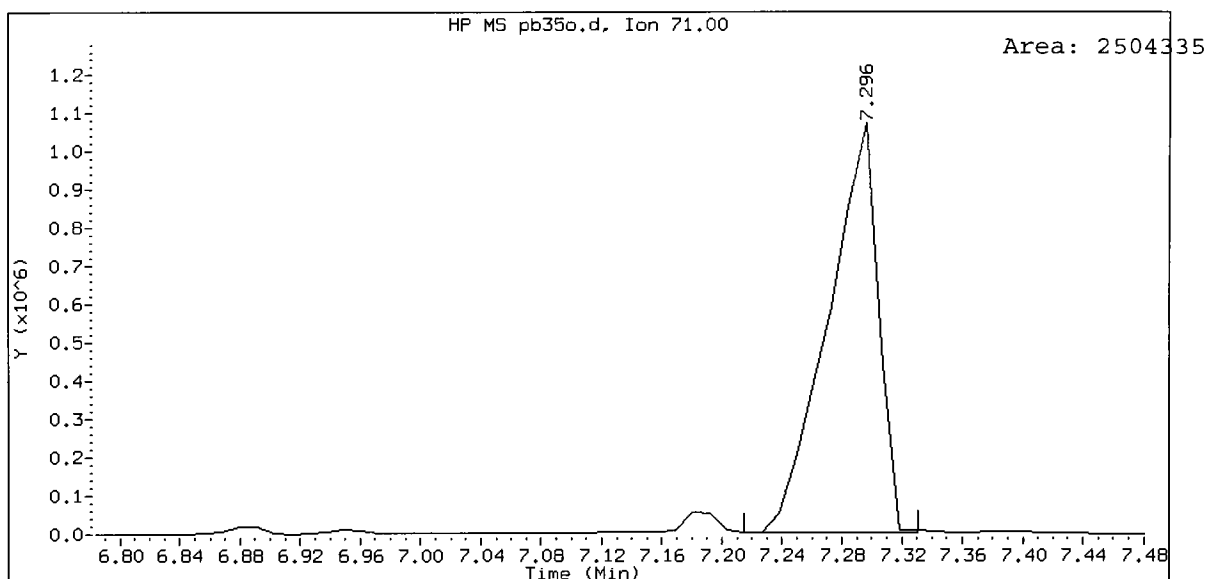
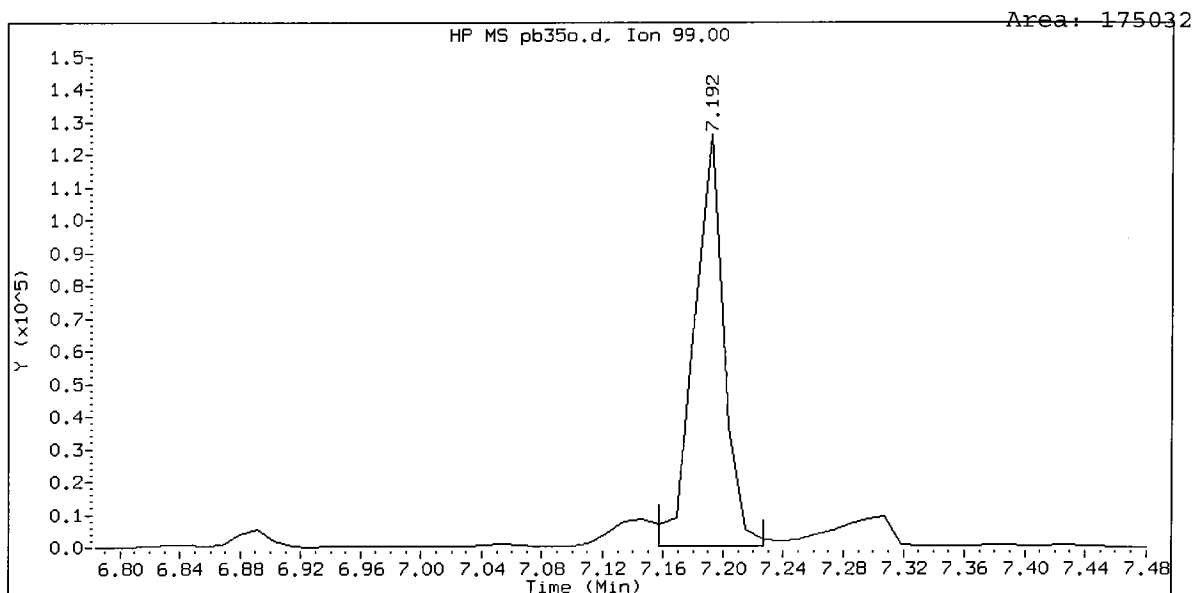
Column diameter: 0.32

Handwritten: 6/13/09

79 Dibenzo(a,h)anthracene

Concentration: 6,942 ug/kg





ORGANICS ANALYSIS DATA SHEET

Semivolatiles by Selected Ion Monitoring GC/MS

Sample ID: 3SED12-B

Page 1 of 1

SAMPLE

Lab Sample ID: PB35Q

QC Report No: PB35-ENVIRONMENTAL SCIENCE CORP.

LIMS ID: 09-12733

Project: JELD-WEN NORD DOOR

Matrix: Sediment

Event: NA

Data Release Authorized: *AS*

Date Sampled: 06/03/09

Reported: 06/22/09

Date Received: 06/03/09

Date Extracted: 06/08/09

Sample Amount: 16.3 g-dry-wt

Date Analyzed: 06/13/09 15:17

Final Extract Volume: 1.0 mL

Instrument/Analyst: NT2/PK

Dilution Factor: 1.00

GPC Cleanup: Yes

Percent Moisture: 40.3%

Silica Gel Cleanup: No

Alumina Cleanup: No

CAS Number	Analyte	RL	Result
53-70-3	Dibenz (a, h) anthracene	6.1	< 6.1 U
106-46-7	1,4-Dichlorobenzene	6.1	< 6.1 U
120-82-1	1,2,4-Trichlorobenzene	6.1	< 6.1 U
118-74-1	Hexachlorobenzene	6.1	< 6.1 U
87-68-3	Hexachlorobutadiene	6.1	< 6.1 U
131-11-3	Dimethylphthalate	15	< 15 U
85-68-7	Butylbenzylphthalate	15	< 15 U
95-48-7	2-Methylphenol	6.1	< 6.1 U
105-67-9	2,4-Dimethylphenol	6.1	< 6.1 U
86-30-6	N-Nitrosodiphenylamine	6.1	< 6.1 U
100-51-6	Benzyl Alcohol	31	< 31 U
87-86-5	Pentachlorophenol	31	< 31 U
95-50-1	1,2-Dichlorobenzene	6.1	< 6.1 U
541-73-1	1,3-Dichlorobenzene	6.1	< 6.1 U

Reported in µg/kg (ppb)

SIM Semivolatile Surrogate Recovery

2-Fluorobiphenyl	66.4%	d5-Phenol	57.1%
2-Fluorophenol	55.5%	d4-2-Chlorophenol	65.6%
d4-1,2-Dichlorobenzene	54.0%	d5-Nitrobenzene	60.0%
2,4,6-Tribromophenol	84.3%	d14-p-Terphenyl	99.6%

Analytical Resources, Inc.

Semivolatiles Report SW846 Method 8270D

Data file : /chem3/nt2.i/20090613.b/pb35q.d
 Lab Smp Id: PB35Q Client Smp ID: 3SED12-B
 Inj Date : 13-JUN-2009 15:17
 Operator : VTS Inst ID: nt2.i
 Smp Info : PB35Q
 Misc Info : 09-12733
 Comment :
 Method : /chem3/nt2.i/20090613.b/SIMABN.m
 Meth Date : 22-Jun-2009 12:17 peter Quant Type: ISTD
 Cal Date : 11-MAY-2009 13:57 Cal File: ic051104.d
 Als bottle: 6
 Dil Factor: 1.00000
 Integrator: HP RTE Compound Sublist: wind.sub
 Target Version: 3.50
 Processing Host: cserv3

Concentration Formula: Amt * DF * Vt / (Ws * (100 - M) / 100) * CpndVariable

Name	Value	Description
DF	1.00000	Dilution Factor
Vt	1000.00000	Volume of final extract (uL)
Ws	27.30000	Weight of sample extracted (g)
M	40.30000	% Moisture

Cpnd Variable

Local Compound Variable

Compounds	QUANT SIG	RT	EXP RT	REL RT	RESPONSE	CONCENTRATIONS	
						ON-COLUMN (ug/mL)	FINAL (ug/kg)
\$ 1 2-Fluorophenol	112	5.746	5.714	(0.761)	133377	2.08341	127.8
\$ 2 Phenol-d5	99	7.191	7.133	(0.952)	181746	2.14400	131.5
3 Phenol	94	7.215	7.145	(0.955)	6211	0.05494	3.371
\$ 5 2-Chlorophenol-d4	132	7.284	7.272	(0.965)	139912	2.45600	150.7
7 1,3-Dichlorobenzene	146	Compound Not Detected.					
* 8 1,4-Dichlorobenzene-d4	152	7.551	7.550	(1.000)	107154	2.00000	
9 1,4-Dichlorobenzene	146	Compound Not Detected.					
\$ 10 1,2-Dichlorobenzene-d4	152	7.845	7.844	(1.039)	54937	1.34947	82.80
11 Benzyl alcohol	79	Compound Not Detected.					
12 1,2-Dichlorobenzene	146	Compound Not Detected.					
13 2-Methylphenol	108	Compound Not Detected.					
15 4-Methylphenol	108	8.278	8.277	(1.096)	5372	0.07685	4.715
16 N-Nitroso-di-n-propylamine	70	Compound Not Detected.					
\$ 18 Nitrobenzene-d5	82	8.447	8.446	(0.885)	131775	1.50344	92.25
22 2,4-Dimethylphenol	107	Compound Not Detected.					

Compounds	QUANT SIG		CONCENTRATIONS					
	MASS		RT	EXP RT	REL RT	RESPONSE	ON-COLUMN (ug/mL)	FINAL (ug/kg)
26 1,2,4-Trichlorobenzene	180							
* 27 Naphthalene-d8	136		9.543	9.542	(1.000)	322884	2.00000	
30 Hexachlorobutadiene	225							
\$ 36 2-Fluorobiphenyl	172		11.319	11.320	(0.915)	196499	1.65971	101.8
39 Dimethylphthalate	163							
* 42 Acenaphthene-d10	162		12.375	12.376	(1.000)	165955	2.00000	
50 Diethylphthalate	149		13.193	13.192	(1.066)	141717	1.12017	68.73
54 N-Nitrosodiphenylamine	169							
\$ 55 2,4,6-Tribromophenol	330		13.667	13.667	(0.927)	44012	3.15960	193.9
57 Hexachlorobenzene	284							
58 Pentachlorophenol	266							
* 59 Phenanthrene-d10	188		14.737	14.736	(1.000)	294676	2.00000	
\$ 66 Terphenyl-d14	244		17.381	17.382	(0.913)	125684	2.49336	153.0
67 Butylbenzylphthalate	149		18.260	18.249	(0.959)	4276	0.06784	4.162
* 69 Chrysene-d12	240		19.037	19.036	(1.000)	162045	2.00000	
* 77 Perylene-d12	264		21.191	21.175	(1.000)	157127	2.00000	
79 Dibenzo(a,h)anthracene	278		22.700	22.683	(1.071)	6648	0.09109	5.589 (M)
90 N-Nitrosodimethylamine	74							

QC Flag Legend

M - Compound response manually integrated.

Analytical Resources, Inc.

INTERNAL STANDARD COMPOUNDS
 AREA AND RT SUMMARY

Instrument ID: nt2.i
 Lab File ID: pb35q.d
 Lab Smp Id: PB35Q
 Analysis Type: SV
 Quant Type: ISTD
 Operator: VTS
 Method File: /chem3/nt2.i/20090613.b/SIMABN.m
 Misc Info: 09-12733

Calibration Date: 13-JUN-2009
 Calibration Time: 10:42
 Client Smp ID: 3SED12-B
 Level: LOW
 Sample Type: Sediment

Test Mode: Use Initial Calibration Level 4.

COMPOUND	STANDARD	AREA LIMIT		SAMPLE	%DIFF
		LOWER	UPPER		
8 1,4-Dichlorobenze	119785	59892	239570	107154	-10.54
27 Naphthalene-d8	372217	186108	744434	322884	-13.25
42 Acenaphthene-d10	182713	91356	365426	165955	-9.17
59 Phenanthrene-d10	286879	143440	573758	294676	2.72
69 Chrysene-d12	251912	125956	503824	162045	-35.67
77 Perylene-d12	231524	115762	463048	157127	-32.13

COMPOUND	STANDARD	RT LIMIT		SAMPLE	%DIFF
		LOWER	UPPER		
8 1,4-Dichlorobenze	7.55	7.05	8.05	7.55	0.01
27 Naphthalene-d8	9.54	9.04	10.04	9.54	0.00
42 Acenaphthene-d10	12.38	11.88	12.88	12.37	-0.01
59 Phenanthrene-d10	14.74	14.24	15.24	14.74	0.00
69 Chrysene-d12	19.04	18.54	19.54	19.04	0.00
77 Perylene-d12	21.18	20.68	21.68	21.19	0.08

AREA UPPER LIMIT = +100% of internal standard area.
 AREA LOWER LIMIT = - 50% of internal standard area.
 RT UPPER LIMIT = + 0.50 minutes of internal standard RT.
 RT LOWER LIMIT = - 0.50 minutes of internal standard RT.

Analytical Resources, Inc.

RECOVERY REPORT

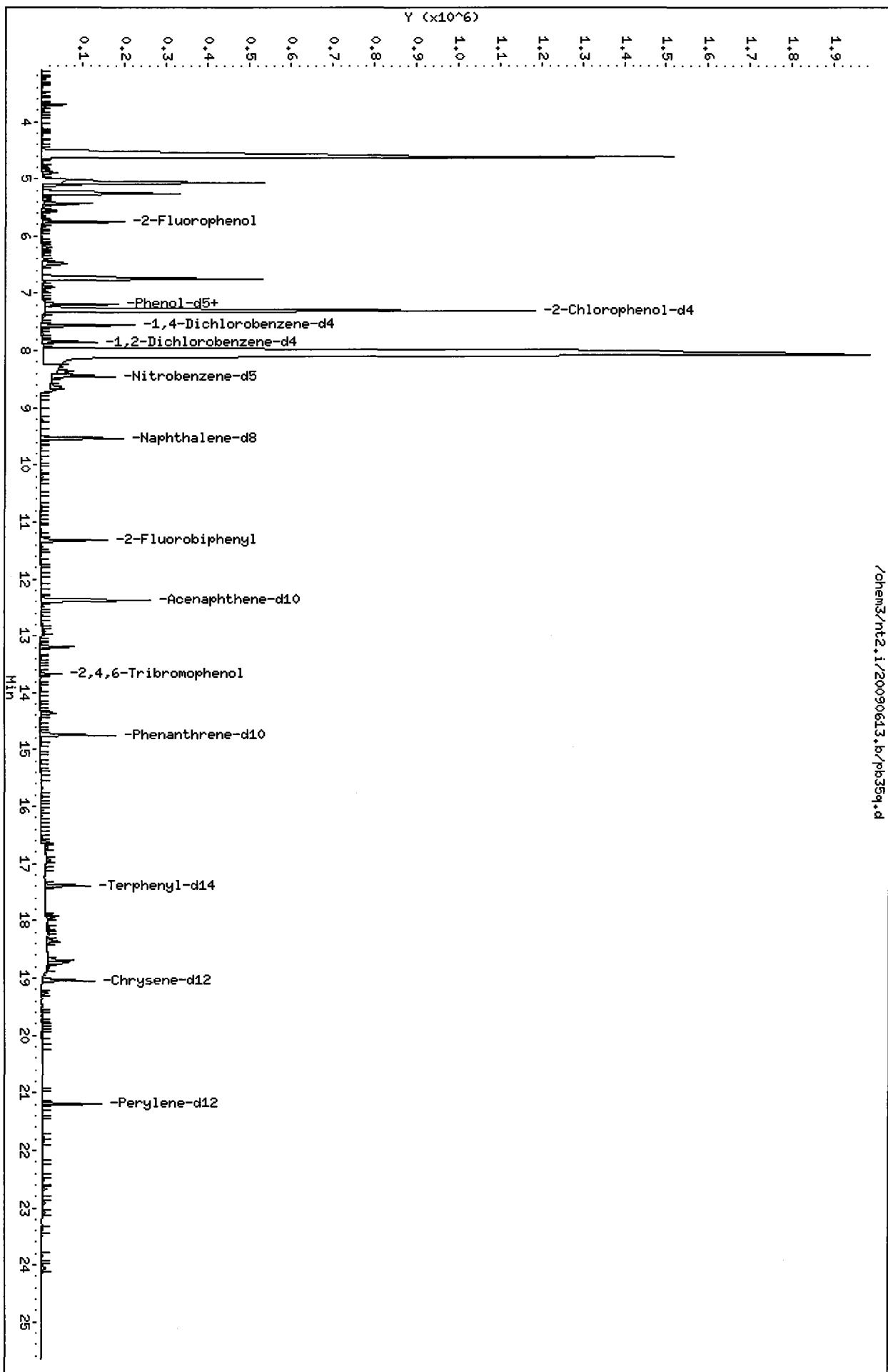
Client Name: ESC Client SDG: PB35
 Sample Matrix: SOLID Fraction: SV
 Lab Smp Id: PB35Q Client Smp ID: 3SED12-B
 Level: LOW Operator: VTS
 Data Type: MS DATA SampleType: SAMPLE
 SpikeList File: wind.spk Quant Type: ISTD
 Sublist File: wind.sub
 Method File: /chem3/nt2.i/20090613.b/SIMABN.m
 Misc Info: 09-12733

SURROGATE COMPOUND	CONC ADDED ug/kg	CONC RECOVERED ug/kg	% RECOVERED	LIMITS
\$ 1 2-Fluorophenol	230.1	127.8	55.56	30-160
\$ 2 Phenol-d5	230.1	131.5	57.17	30-160
\$ 5 2-Chlorophenol-d4	230.1	150.7	65.49	30-160
\$ 10 1,2-Dichlorobenzen	153.4	82.80	53.98	30-160
\$ 18 Nitrobenzene-d5	153.4	92.25	60.14	30-160
\$ 36 2-Fluorobiphenyl	153.4	101.8	66.39	30-160
\$ 55 2,4,6-Tribromophen	230.1	193.9	84.26	30-160
\$ 66 Terphenyl-d14	153.4	153.0	99.73	30-160

Data File: /chem3/nt2.i/20090613.b/pb359.d
Date : 13-JUN-2009 15:17
Client ID: 3SED12-B
Sample Info: PB359
Volume Injected (uL): 2.0
Column phase: ZB-5

Instrument: nt2.i
Operator: VTS
Column diameter: 0.32

/chem3/nt2.i/20090613.b/pb359.d



SIM Semivolatile Analysis
Standard Raw Data

prepared
for

ENVIROMENTAL SCIENCE CORP.

Project: JELD-WEN NORD DOOR

ARI JOB NO: PB35

prepared
by

Analytical Resources, Inc.

SEMIVOLATILE 8270-D INITIAL CALIBRATION DATA

Lab Name: ANALYTICAL RESOURCES, INC

Client: ESC

ARI Job No: PB35

Project: JELD-WEN NORD DOOR

Instrument ID: NT2

Calibration Date: 05/11/09

LAB FILE ID: RRF0.1=IC051103 RRF0.5=IC051105 RRF1 =IC051106								
RRF2.5=IC051101 RRF5 =IC051104 RRF10 =IC051102								
COMPOUND	RRF 0.1	RRF 0.5	RRF 1	RRF 2.5	RRF 5	RRF 10	RRF RRF	%RSD /R ²
Phenol	2.353	2.037	2.060	2.128	2.145	1.938	2.110	6.6
1,3-Dichlorobenzene	1.635	1.396	1.436	1.439	1.372	1.200	1.413	9.9
1,4-Dichlorobenzene	1.700	1.430	1.435	1.442	1.460	1.325	1.465	8.5
1,2-Dichlorobenzene	1.542	1.305	1.314	1.293	1.288	1.175	1.320	9.1
Benzyl alcohol	1.549	1.275	1.325	1.467	1.240	1.241	1.350	9.6
2-Methylphenol	1.371	1.247	1.276	1.319	1.278	1.166	1.276	5.4
N-Nitroso-di-n-propylamine	1.410	1.185	1.203	1.226	1.197	1.102	1.220	8.3
4-Methylphenol	1.337	1.246	1.290	1.344	1.392	1.219	1.305	5.0
2,4-Dimethylphenol	0.506	0.510	0.526	0.508	0.480	0.419	0.492	7.8
1,2,4-Trichlorobenzene	0.361	0.299	0.313	0.277	0.315	0.301	0.311	9.1
Hexachlorobutadiene	0.192	0.160	0.162	0.150	0.160	0.148	0.162	9.8
Dimethylphthalate	1.600	1.423	1.536	1.485	1.486	1.445	1.496	4.3
Diethylphthalate	1.651	1.442	1.505	1.520	1.569	1.461	1.525	5.0
N-Nitrosodiphenylamine (1)	0.623	0.564	0.601	0.626	0.626	0.562	0.600	5.0
Hexachlorobenzene	0.246	0.210	0.216	0.223	0.220	0.199	0.219	7.3
Pentachlorophenol	0.130	0.117	0.130	0.136	0.153	0.141	0.134	9.0
Butylbenzylphthalate	0.801	0.722	0.772	0.795	0.817	0.761	0.778	4.4
Dibenzo(a,h)anthracene	0.854	0.920	0.971	0.907	1.004	0.918	0.929	5.6
N-Nitrosodimethylamine		0.922	0.938	0.995	0.978	0.887	0.944	4.6
2-Fluorophenol		1.166	1.210	1.235	1.239	1.124	1.195	4.1
Phenol-d5		1.545	1.564	1.654	1.649	1.499	1.582	4.3
2-Chlorophenol-d4		1.043	1.065	1.094	1.108	1.006	1.063	3.9
1,2-Dichlorobenzene-d4		0.765	0.763	0.761	0.786	0.725	0.760	2.9
Nitrobenzene-d5		0.547	0.567	0.529	0.551	0.519	0.543	3.5
2-Fluorobiphenyl		1.367	1.428	1.439	1.460	1.440	1.427	2.5
2,4,6-Tribromophenol		0.086	0.095	0.098	0.100	0.094	0.095	5.6
Terphenyl-d14		0.592	0.624	0.632	0.657	0.605	0.622	4.0

(1) Cannot be separated from Diphenylamine

<- Outside QC limits: %RSD <20% or R² > 0.990

FORM VI SV-1

Analytical Resources, Inc.

INITIAL CALIBRATION DATA

Start Cal Date : 11-MAY-2009 12:17
 End Cal Date : 11-MAY-2009 15:06
 Quant Method : ISTD
 Origin : Disabled
 Target Version : 3.50
 Integrator : HP RTE
 Method file : /chem3/nt2.i/20090511.b/SIMABN.m
 Cal Date : 12-May-2009 15:30 peter
 Curve Type : Average

Calibration File Names:

Level 1: /chem3/nt2.i/20090511.b/ic051103.d
 Level 2: /chem3/nt2.i/20090511.b/ic051105.d
 Level 3: /chem3/nt2.i/20090511.b/ic051106.d
 Level 4: /chem3/nt2.i/20090511.b/ic051101.d
 Level 5: /chem3/nt2.i/20090511.b/ic051104.d
 Level 6: /chem3/nt2.i/20090511.b/ic051102.d

Compound	0.10000 Level 1	0.50000 Level 2	1.000 Level 3	2.500 Level 4	5.000 Level 5	10.000 Level 6	RRF	% RSD
138 Chlorobenzilate	++++	++++	++++	++++	++++	++++	++++	++++
139 Isodrin	++++	++++	++++	++++	++++	++++	++++	++++
140 Diallate A	++++	++++	++++	++++	++++	++++	++++	++++
141 Diallate B	++++	++++	++++	++++	++++	++++	++++	++++
142 1,2-Dibromo-3-Chloropropane	++++	++++	++++	++++	++++	++++	++++	++++
135 2,3,5,6-Tetrachlorophenol	++++	++++	++++	++++	++++	++++	++++	++++
136 2,3,4,5-tetrachlorophenol	++++	++++	++++	++++	++++	++++	++++	++++
137 NewCpnd_131	++++	++++	++++	++++	++++	++++	++++	++++
133 Butylatedhydroxytoluene	++++	++++	++++	++++	++++	++++	++++	++++
132 3,6-Dimethylphenanthrene	++++	++++	++++	++++	++++	++++	++++	++++
131 1-Methylphenanthrene	++++	++++	++++	++++	++++	++++	++++	++++
146 Benzo(j)fluoranthene	++++	++++	++++	++++	++++	++++	++++	++++
130 Dibenzothiophene	++++	++++	++++	++++	++++	++++	++++	++++
129 1-Methylfluorene	++++	++++	++++	++++	++++	++++	++++	++++
128 N-Hexadecane	++++	++++	++++	++++	++++	++++	++++	++++
127 2-Isopropyl-naphthalene	++++	++++	++++	++++	++++	++++	++++	++++
126 N-Tetradecane	++++	++++	++++	++++	++++	++++	++++	++++
144 alpha-Terpineol	++++	++++	++++	++++	++++	++++	++++	++++
125 Safrole	++++	++++	++++	++++	++++	++++	++++	++++
124 3,4-Dimethylphenol	++++	++++	++++	++++	++++	++++	++++	++++
123 Acetophenone	++++	++++	++++	++++	++++	++++	++++	++++

Analytical Resources, Inc.

INITIAL CALIBRATION DATA

Start Cal Date : 11-MAY-2009 12:17
 End Cal Date : 11-MAY-2009 15:06
 Quant Method : ISTD
 Origin : Disabled
 Target Version : 3.50
 Integrator : HP RTE
 Method file : /chem3/nt2.i/20090511.b/SIMABN.m
 Cal Date : 12-May-2009 15:30 peter
 Curve Type : Average

Compound	0.10000 Level 1	0.50000 Level 2	1.000 Level 3	2.500 Level 4	5.000 Level 5	10.000 Level 6	RRF	% RSD
122 Furfuraldehyde	++++	++++	++++	++++	++++	++++	++++	++++
143 1,4-Dioxane	++++	++++	++++	++++	++++	++++	++++	++++
121 Quinoline	++++	++++	++++	++++	++++	++++	++++	++++
120 2,3,4,6-Tetrachlorophenol	++++	++++	++++	++++	++++	++++	++++	++++
119 7,12-Dimethylbenz(a)anthracen	++++	++++	++++	++++	++++	++++	++++	++++
118 Triphenyl Phosphate	++++	++++	++++	++++	++++	++++	++++	++++
117 Butyl Diphenyl Phosphate	++++	++++	++++	++++	++++	++++	++++	++++
116 Dibutyl Phenyl Phosphate	++++	++++	++++	++++	++++	++++	++++	++++
115 Tributyl Phosphate	++++	++++	++++	++++	++++	++++	++++	++++
114 Beta-Pinene	++++	++++	++++	++++	++++	++++	++++	++++
113 Diphenyl Oxide	++++	++++	++++	++++	++++	++++	++++	++++
112 Biphenyl	++++	++++	++++	++++	++++	++++	++++	++++
111 Azobenzene (1,2-DP-Hydrazine)	++++	++++	++++	++++	++++	++++	++++	++++
110 Tetrachloroguaiacol	++++	++++	++++	++++	++++	++++	++++	++++
109 3,4,5-Trichloroguaiacol	++++	++++	++++	++++	++++	++++	++++	++++
108 4,5,6-Trichloroguaiacol	++++	++++	++++	++++	++++	++++	++++	++++
107 4,5-Dichloro-2-Methoxyphenol	++++	++++	++++	++++	++++	++++	++++	++++
106 Guaiacol	++++	++++	++++	++++	++++	++++	++++	++++
105 1-methylnaphthalene	++++	++++	++++	++++	++++	++++	++++	++++
3 Phenol	2.35301	2.03667	2.06053	2.12757	2.14478	1.93806	2.11010	6.633
4 Bis(2-Chloroethyl)ether	++++	++++	++++	++++	++++	++++	++++	++++
6 2-Chlorophenol	++++	++++	++++	++++	++++	++++	++++	++++
7 1,3-Dichlorobenzene	1.63523	1.39646	1.43645	1.43894	1.37151	1.20033	1.41315	9.899
9 1,4-Dichlorobenzene	1.70034	1.42967	1.43495	1.44243	1.46013	1.32481	1.46539	8.508
11 Benzyl alcohol	1.54915	1.27504	1.32502	1.46708	1.24036	1.24076	1.34957	9.579
12 1,2-Dichlorobenzene	1.54213	1.30542	1.31407	1.29282	1.28767	1.17543	1.31959	9.111
13 2-Methylphenol	1.37123	1.24700	1.27565	1.31896	1.27800	1.16626	1.27618	5.406
14 2,2'-oxybis(1-Chloropropane)	++++	++++	++++	++++	++++	++++	++++	++++
15 4-Methylphenol	1.33720	1.24574	1.29031	1.34426	1.39220	1.21896	1.30478	5.004

Analytical Resources, Inc.

INITIAL CALIBRATION DATA

Start Cal Date : 11-MAY-2009 12:17
 End Cal Date : 11-MAY-2009 15:06
 Quant Method : ISTD
 Origin : Disabled
 Target Version : 3.50
 Integrator : HP RTE
 Method file : /chem3/nt2.i/20090511.b/SIMABN.m
 Cal Date : 12-May-2009 15:30 peter
 Curve Type : Average

Compound	0.10000 Level 1	0.50000 Level 2	1.000 Level 3	2.500 Level 4	5.000 Level 5	10.000 Level 6	RRF	% RSD
16 N-Nitroso-di-n-propylamine	1.40958	1.18482	1.20306	1.22582	1.19733	1.10244	1.22051	8.342
17 Hexachloroethane	+++++	+++++	+++++	+++++	+++++	+++++	+++++	+++++
19 Nitrobenzene	+++++	+++++	+++++	+++++	+++++	+++++	+++++	+++++
20 Isophorone	+++++	+++++	+++++	+++++	+++++	+++++	+++++	+++++
21 2-Nitrophenol	+++++	+++++	+++++	+++++	+++++	+++++	+++++	+++++
22 2,4-Dimethylphenol	0.50635	0.51022	0.52552	0.50767	0.48049	0.41874	0.49150	7.830
23 Bis(2-Chloroethoxy)methane	+++++	+++++	+++++	+++++	+++++	+++++	+++++	+++++
24 Benzoic acid	+++++	+++++	+++++	+++++	+++++	+++++	+++++	+++++
25 2,4-Dichlorophenol	+++++	+++++	+++++	+++++	+++++	+++++	+++++	+++++
26 1,2,4-Trichlorobenzene	0.36148	0.29879	0.31308	0.27697	0.31541	0.30115	0.31115	9.063
28 Naphthalene	+++++	+++++	+++++	+++++	+++++	+++++	+++++	+++++
29 4-Chloroaniline	+++++	+++++	+++++	+++++	+++++	+++++	+++++	+++++
30 Hexachlorobutadiene	0.19228	0.15956	0.16164	0.15004	0.16014	0.14828	0.16199	9.790
31 4-Chloro-3-methylphenol	+++++	+++++	+++++	+++++	+++++	+++++	+++++	+++++
32 2-Methylnaphthalene	+++++	+++++	+++++	+++++	+++++	+++++	+++++	+++++
33 Hexachlorocyclopentadiene	+++++	+++++	+++++	+++++	+++++	+++++	+++++	+++++
34 2,4,6-Trichlorophenol	+++++	+++++	+++++	+++++	+++++	+++++	+++++	+++++
35 2,4,5-Trichlorophenol	+++++	+++++	+++++	+++++	+++++	+++++	+++++	+++++
37 2-Chloronaphthalene	+++++	+++++	+++++	+++++	+++++	+++++	+++++	+++++
38 2-Nitroaniline	+++++	+++++	+++++	+++++	+++++	+++++	+++++	+++++
39 Dimethylphthalate	1.60032	1.42290	1.53634	1.48470	1.48634	1.44517	1.49596	4.297
40 Acenaphthylene	+++++	+++++	+++++	+++++	+++++	+++++	+++++	+++++
41 2,6-Dinitrotoluene	+++++	+++++	+++++	+++++	+++++	+++++	+++++	+++++
43 3-Nitroaniline	+++++	+++++	+++++	+++++	+++++	+++++	+++++	+++++
44 Acenaphthene	+++++	+++++	+++++	+++++	+++++	+++++	+++++	+++++
45 2,4-Dinitrophenol	+++++	+++++	+++++	+++++	+++++	+++++	+++++	+++++
46 Dibenzofuran	+++++	+++++	+++++	+++++	+++++	+++++	+++++	+++++
47 4-Nitrophenol	+++++	+++++	+++++	+++++	+++++	+++++	+++++	+++++
48 2,4-Dinitrotoluene	+++++	+++++	+++++	+++++	+++++	+++++	+++++	+++++

Analytical Resources, Inc.

INITIAL CALIBRATION DATA

Start Cal Date : 11-MAY-2009 12:17
 End Cal Date : 11-MAY-2009 15:06
 Quant Method : ISTD
 Origin : Disabled
 Target Version : 3.50
 Integrator : HP RTE
 Method file : /chem3/nt2.i/20090511.b/SIMABN.m
 Cal Date : 12-May-2009 15:30 peter
 Curve Type : Average

Compound	0.10000 Level 1	0.50000 Level 2	1.000 Level 3	2.500 Level 4	5.000 Level 5	10.000 Level 6	RRF	% RSD
49 Fluorene	++++	++++	++++	++++	++++	++++	++++	++++
50 Diethylphthalate	1.65080	1.44187	1.50543	1.52017	1.56866	1.46111	1.52467	5.006
51 4-Chlorophenyl-phenylether	++++	++++	++++	++++	++++	++++	++++	++++
52 4-Nitroaniline	++++	++++	++++	++++	++++	++++	++++	++++
53 4,6-Dinitro-2-methylphenol	++++	++++	++++	++++	++++	++++	++++	++++
54 N-Nitrosodiphenylamine	0.62299	0.56426	0.60117	0.62620	0.62573	0.56229	0.60044	5.038
56 4-Bromophenyl-phenylether	++++	++++	++++	++++	++++	++++	++++	++++
57 Hexachlorobenzene	0.24604	0.20958	0.21560	0.22295	0.21951	0.19869	0.21873	7.255
58 Pentachlorophenol	0.13018	0.11686	0.12984	0.13631	0.15302	0.14091	0.13452	9.038
60 Phenanthrene	++++	++++	++++	++++	++++	++++	++++	++++
61 Anthracene	++++	++++	++++	++++	++++	++++	++++	++++
62 Carbazole	++++	++++	++++	++++	++++	++++	++++	++++
63 Di-n-butylphthalate	++++	++++	++++	++++	++++	++++	++++	++++
64 Fluoranthene	++++	++++	++++	++++	++++	++++	++++	++++
65 Pyrene	++++	++++	++++	++++	++++	++++	++++	++++
67 Butylbenzylphthalate	0.80126	0.72179	0.77155	0.79544	0.81697	0.76078	0.77797	4.401
68 Benzo(a)anthracene	++++	++++	++++	++++	++++	++++	++++	++++
70 3,3'-Dichlorobenzidine	++++	++++	++++	++++	++++	++++	++++	++++
71 Chrysene	++++	++++	++++	++++	++++	++++	++++	++++
72 bis(2-Ethylhexyl)phthalate	++++	++++	++++	++++	++++	++++	++++	++++
73 Di-n-octylphthalate	++++	++++	++++	++++	++++	++++	++++	++++
74 Benzo(b)fluoranthene	++++	++++	++++	++++	++++	++++	++++	++++
75 Benzo(k)fluoranthene	++++	++++	++++	++++	++++	++++	++++	++++
76 Benzo(a)pyrene	++++	++++	++++	++++	++++	++++	++++	++++
78 Indeno(1,2,3-cd)pyrene	++++	++++	++++	++++	++++	++++	++++	++++
79 Dibenzo(a,h)anthracene	0.85393	0.91963	0.97068	0.90737	1.00387	0.91826	0.92895	5.624
80 Benzo(g,h,i)perylene	++++	++++	++++	++++	++++	++++	++++	++++
90 N-Nitrosodimethylamine	++++	0.92218	0.93790	0.99482	0.97791	0.88725	0.94401	4.577
91 Aniline	++++	++++	++++	++++	++++	++++	++++	++++

Analytical Resources, Inc.

INITIAL CALIBRATION DATA

Start Cal Date : 11-MAY-2009 12:17
 End Cal Date : 11-MAY-2009 15:06
 Quant Method : ISTD
 Origin : Disabled
 Target Version : 3.50
 Integrator : HP RTE
 Method file : /chem3/nt2.i/20090511.b/SIMABN.m
 Cal Date : 12-May-2009 15:30 peter
 Curve Type : Average

Compound	0.10000 Level 1	0.50000 Level 2	1.000 Level 3	2.500 Level 4	5.000 Level 5	10.000 Level 6	RRF	% RSD
92 1,2-Diphenylhydrazine	+++++	+++++	+++++	+++++	+++++	+++++	+++++	+++++
93 Benzidine	+++++	+++++	+++++	+++++	+++++	+++++	+++++	+++++
96 p-Cymene	+++++	+++++	+++++	+++++	+++++	+++++	+++++	+++++
97 Caffeine	+++++	+++++	+++++	+++++	+++++	+++++	+++++	+++++
98 Retene	+++++	+++++	+++++	+++++	+++++	+++++	+++++	+++++
99 Perylene	+++++	+++++	+++++	+++++	+++++	+++++	+++++	+++++
100 3-beta-Coprostanol	+++++	+++++	+++++	+++++	+++++	+++++	+++++	+++++
101 Cholesterol	+++++	+++++	+++++	+++++	+++++	+++++	+++++	+++++
102 beta-Sitosterol	+++++	+++++	+++++	+++++	+++++	+++++	+++++	+++++
103 Pyridine	+++++	+++++	+++++	+++++	+++++	+++++	+++++	+++++

\$ 1 2-Fluorophenol	+++++	1.16624	1.21032	1.23485	1.23939	1.12366	1.19489	4.123
\$ 145 d8-1,4-Dioxane	+++++	+++++	+++++	+++++	+++++	+++++	+++++	+++++
\$ 2 Phenol-d5	+++++	1.54477	1.56457	1.65376	1.64882	1.49908	1.58220	4.261
\$ 5 2-Chlorophenol-d4	+++++	1.04320	1.06495	1.09409	1.10852	1.00564	1.06328	3.856
\$ 10 1,2-Dichlorobenzene-d4	+++++	0.76472	0.76331	0.76086	0.78564	0.72467	0.75984	2.898
\$ 18 Nitrobenzene-d5	+++++	0.54750	0.56702	0.52950	0.55120	0.51935	0.54291	3.453
\$ 36 2-Fluorobiphenyl	+++++	1.36728	1.42789	1.43887	1.45990	1.44013	1.42681	2.469
\$ 55 2,4,6-Tribromophenol	+++++	0.08607	0.09523	0.09767	0.10011	0.09364	0.09454	5.643
\$ 66 Terphenyl-d14	+++++	0.59221	0.62424	0.63231	0.65665	0.60530	0.62214	4.001
\$ 85 p-Cresol-d4	+++++	+++++	+++++	+++++	+++++	+++++	+++++	+++++
\$ 86 Anthracene-d10	+++++	+++++	+++++	+++++	+++++	+++++	+++++	+++++
\$ 87 Fluoranthene-d10	+++++	+++++	+++++	+++++	+++++	+++++	+++++	+++++
\$ 88 Dibenz(a,h)anthracene-d14	+++++	+++++	+++++	+++++	+++++	+++++	+++++	+++++
\$ 89 Diphenyl-d10	+++++	+++++	+++++	+++++	+++++	+++++	+++++	+++++
\$ 95 D10-1-methylnaphthalene	+++++	+++++	+++++	+++++	+++++	+++++	+++++	+++++

Analytical Resources, Inc.

Semivolatile Report SW846 Method 8270D
 Data file : /chem3/nt2.i/20090511.b/ic051101.d
 Lab Smp Id: ABN 2.5
 Inj Date : 11-MAY-2009 12:17
 Operator : VTS
 Smp Info : ABN 2.5
 Misc Info :
 Comment :
 Method : /chem3/nt2.i/20090511.b/SIMABN.m
 Meth Date : 12-May-2009 15:55 peter
 Cal Date : 11-MAY-2009 13:57
 Als bottle: 1
 Dil Factor: 1.00000
 Integrator: HP RTE
 Target Version: 3.50
 Processing Host: cserv3

Inst ID: nt2.i
 Quant Type: ISTD
 Cal File: ic051104.d
 Calibration Sample, Level: 4
 Compound Sublist: wind.sub

Concentration Formula: Amt * DF * Vt/(Ws * (100 - M)/100) * CpndVariable

Name	Value	Description
DF	1.00000	Dilution Factor
Vt	1000.00000	Volume of final extract (uL)
Ws	16.00000	Weight of sample extracted (g)
M	0.00000	% Moisture

Cpnd Variable

Local Compound Variable

Compounds	QUANT SIG			AMOUNTS			
	MASS	RT	EXP RT REL RT	RESPONSE	CAL-AMT (ug/mL)	ON-COL (ug/mL)	
\$ 1 2-Fluorophenol	112	6.027	6.036 (0.764)	184895	2.50000	2.584	
\$ 2 Phenol-d5	99	7.427	7.612 (0.942)	247619	2.50000	2.613	
3 Phenol	94	7.438	7.439 (0.943)	318564	2.50000	2.521	
\$ 5 2-Chlorophenol-d4	132	7.588	7.624 (0.962)	163819	2.50000	2.572	
7 1,3-Dichlorobenzene	146	7.815	7.816 (0.991)	215454	2.50000	2.546	
* 8 1,4-Dichlorobenzene-d4	152	7.885	7.885 (1.000)	119785	2.00000		
9 1,4-Dichlorobenzene	146	7.902	7.902 (1.002)	215977	2.50000	2.461	
\$ 10 1,2-Dichlorobenzene-d4	152	8.161	8.179 (1.035)	113925	2.50000	2.503	
11 Benzyl alcohol	79	8.127	8.127 (1.031)	1098339	12.5000	13.59	
12 1,2-Dichlorobenzene	146	8.179	8.179 (1.037)	193575	2.50000	2.449	
13 2-Methylphenol	108	8.346	8.346 (1.059)	197489	2.50000	2.584	
15 4-Methylphenol	108	8.577	8.577 (1.088)	201277	2.50000	2.576	
16 N-Nitroso-di-n-propylamine	70	8.577	8.577 (1.088)	183544	2.50000	2.511	
\$ 18 Nitrobenzene-d5	82	8.762	8.669 (0.887)	246361	2.50000	2.438	

Compounds	QUANT SIG		AMOUNTS				
	MASS	RT	EXP RT	REL RT	RESPONSE	CAL-AMT (ug/mL)	ON-COL (ug/mL)
22 2,4-Dimethylphenol	107	9.400	9.398	(0.951)	236204	2.50000	2.582
26 1,2,4-Trichlorobenzene	180	9.822	9.840	(0.994)	128867	2.50000	2.225
* 27 Naphthalene-d8	136	9.880	9.878	(1.000)	372217	2.00000	(M)
30 Hexachlorobutadiene	225	10.226	10.243	(1.035)	69811	2.50000	2.316
\$ 36 2-Fluorobiphenyl	172	11.662	11.662	(0.917)	328626	2.50000	2.521
39 Dimethylphthalate	163	12.371	12.371	(0.973)	339092	2.50000	2.481
* 42 Acenaphthene-d10	162	12.717	12.717	(1.000)	182713	2.00000	
50 Diethylphthalate	149	13.528	13.528	(1.064)	347193	2.50000	2.493
54 N-Nitrosodiphenylamine	169	13.806	13.805	(0.915)	224553	2.50000	2.607
\$ 55 2,4,6-Tribromophenol	330	14.015	14.014	(0.929)	35024	2.50000	2.583
57 Hexachlorobenzene	284	14.629	14.628	(0.969)	79951	2.50000	2.548
58 Pentachlorophenol	266	14.906	14.905	(0.988)	244403	12.50000	12.67
* 59 Phenanthrene-d10	188	15.091	15.090	(1.000)	286879	2.00000	
\$ 66 Terphenyl-d14	244	17.735	17.736	(0.914)	199107	2.50000	2.541
67 Butylbenzylphthalate	149	18.603	18.603	(0.958)	250477	2.50000	2.556
* 69 Chrysene-d12	240	19.413	19.414	(1.000)	251912	2.00000	
* 77 Perylene-d12	264	21.583	21.568	(1.000)	231524	2.00000	
79 Dibenzo(a,h)anthracene	278	23.230	23.230	(1.076)	262596	2.50000	2.442
90 N-Nitrosodimethylamine	74	3.882	3.891	(0.492)	148955	2.50000	2.635

QC Flag Legend

M - Compound response manually integrated.

Analytical Resources, Inc.

INTERNAL STANDARD COMPOUNDS
 AREA AND RT SUMMARY

Instrument ID: nt2.i
 Lab File ID: ic051101.d
 Lab Smp Id: ABN 2.5
 Analysis Type: SV
 Quant Type: ISTD
 Operator: VTS
 Method File: /chem3/nt2.i/20090511.b/SIMABN.m
 Misc Info:

Calibration Date: 11-MAY-2009
 Calibration Time: 15:40

Level: LOW
 Sample Type: SOIL

Test Mode:
 Use Initial Calibration Level 4.

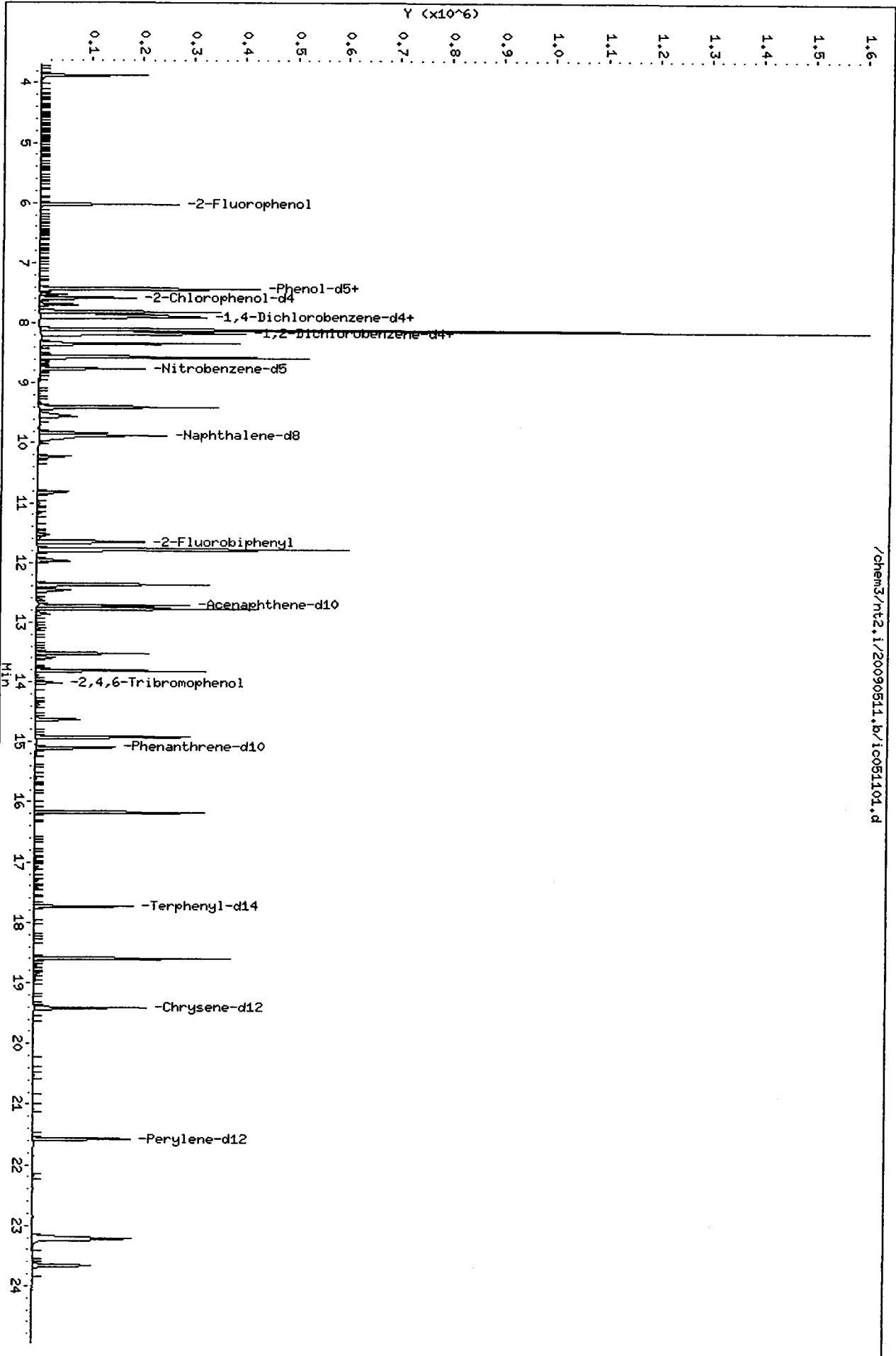
COMPOUND	STANDARD	AREA LIMIT		SAMPLE	%DIFF
		LOWER	UPPER		
8 1,4-Dichlorobenze	119785	59892	239570	119785	0.00
27 Naphthalene-d8	372217	186108	744434	372217	0.00
42 Acenaphthene-d10	182713	91356	365426	182713	0.00
59 Phenanthrene-d10	286879	143440	573758	286879	0.00
69 Chrysene-d12	251912	125956	503824	251912	0.00
77 Perylene-d12	231524	115762	463048	231524	0.00

COMPOUND	STANDARD	RT LIMIT		SAMPLE	%DIFF
		LOWER	UPPER		
8 1,4-Dichlorobenze	7.88	7.38	8.38	7.88	0.00
27 Naphthalene-d8	9.88	9.38	10.38	9.88	0.02
42 Acenaphthene-d10	12.72	12.22	13.22	12.72	0.00
59 Phenanthrene-d10	15.09	14.59	15.59	15.09	0.01
69 Chrysene-d12	19.41	18.91	19.91	19.41	0.00
77 Perylene-d12	21.57	21.07	22.07	21.58	0.07

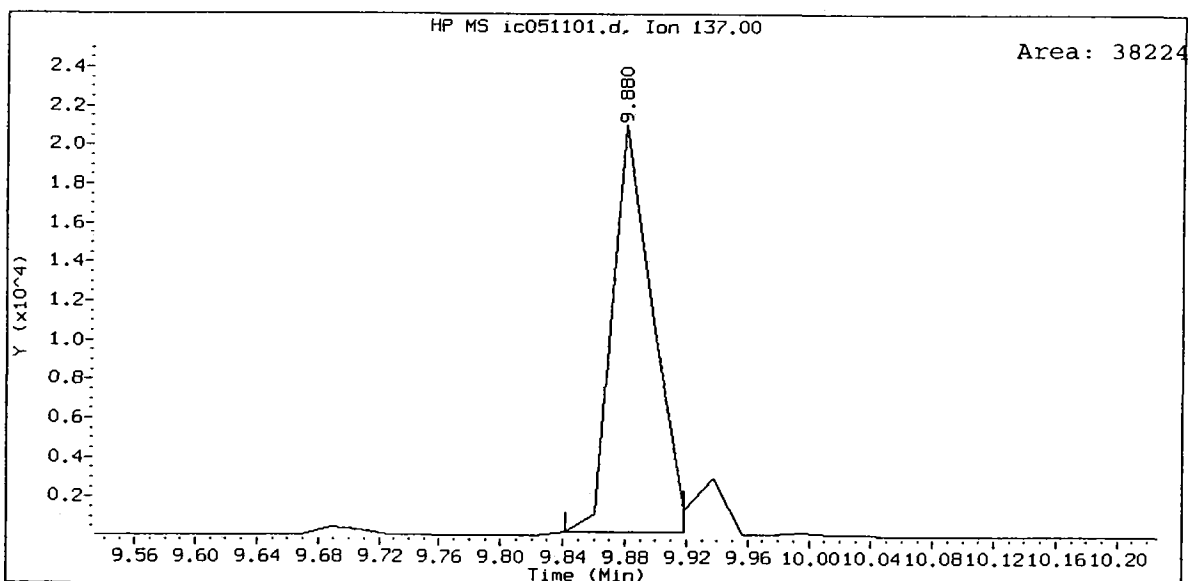
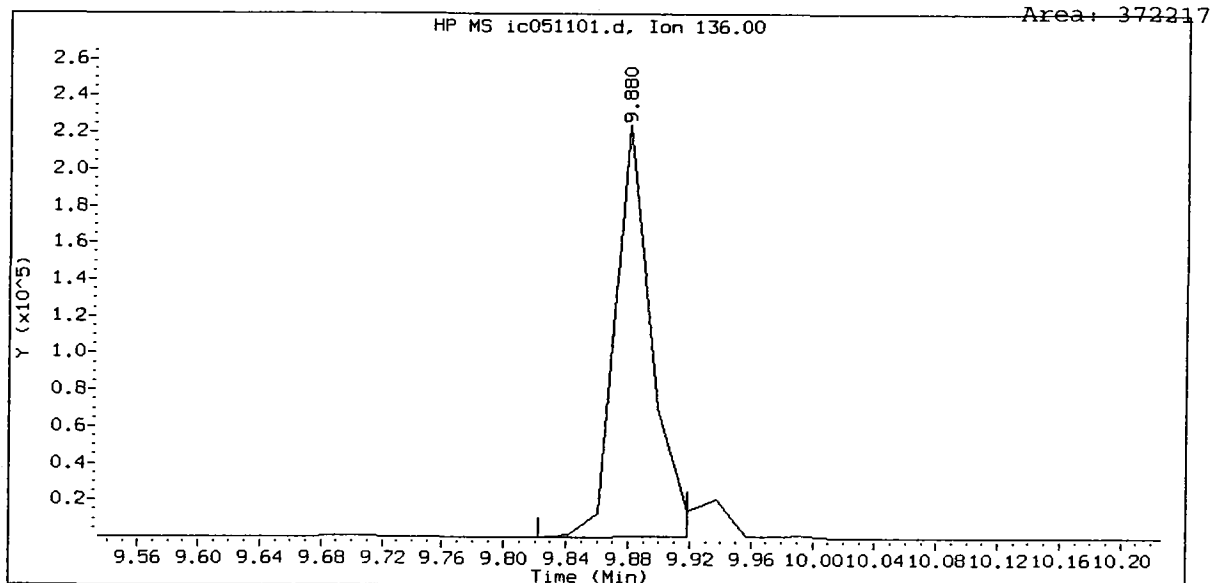
AREA UPPER LIMIT = +100% of internal standard area.
 AREA LOWER LIMIT = - 50% of internal standard area.
 RT UPPER LIMIT = + 0.50 minutes of internal standard RT.
 RT LOWER LIMIT = - 0.50 minutes of internal standard RT.

Client ID:
Sample Info: ABN 2.5
Volume Injected (uL): 2.0
Column phase: ZB-5

Instrument: nt2.i
Operator: VTS
Column diameter: 0.32



ABN 2.5, /chem3/nt2.i/20090511.b/ic051101.d
Naphthalene-d8 Amount: 2.00



Analytical Resources, Inc.

Semivolatile Report SW846 Method 8270D

Data file : /chem3/nt2.i/20090511.b/ic051102.d
 Lab Smp Id: ABN 10
 Inj Date : 11-MAY-2009 12:50
 Operator : VTS
 Smp Info : ABN 10
 Misc Info :
 Comment :
 Method : /chem3/nt2.i/20090511.b/SIMABN.m
 Meth Date : 12-May-2009 15:55 peter
 Cal Date : 11-MAY-2009 13:57
 Als bottle: 2
 Dil Factor: 1.00000
 Integrator: HP RTE
 Target Version: 3.50
 Processing Host: cserv3

Inst ID: nt2.i
 Quant Type: ISTD
 Cal File: ic051104.d
 Calibration Sample, Level: 6
 Compound Sublist: wind.sub

Concentration Formula: Amt * DF * Vt/(Ws * (100 - M)/100) * CpndVariable

Name	Value	Description
DF	1.00000	Dilution Factor
Vt	1000.00000	Volume of final extract (uL)
Ws	16.00000	Weight of sample extracted (g)
M	0.00000	% Moisture

Cpnd Variable

Local Compound Variable

Compounds	QUANT SIG			AMOUNTS			
	MASS	RT	EXP RT REL RT	RESPONSE	CAL-AMT (ug/mL)	ON-COL (ug/mL)	
\$ 1 2-Fluorophenol	112	6.028	6.036 (0.764)	920409	10.0000	9.404	
\$ 2 Phenol-d5	99	7.438	7.612 (0.943)	1227917	10.0000	9.475	
3 Phenol	94	7.449	7.439 (0.945)	1587495	10.0000	9.185	
\$ 5 2-Chlorophenol-d4	132	7.588	7.624 (0.962)	823732	10.0000	9.458	
7 1,3-Dichlorobenzene	146	7.816	7.816 (0.991)	983207	10.0000	8.494	
* 8 1,4-Dichlorobenzene-d4	152	7.885	7.885 (1.000)	163823	2.00000		
9 1,4-Dichlorobenzene	146	7.903	7.902 (1.002)	1085171	10.0000	9.041	
\$ 10 1,2-Dichlorobenzene-d4	152	8.179	8.179 (1.037)	593588	10.0000	9.537	
11 Benzyl alcohol	79	8.145	8.127 (1.033)	5081622	50.0000	45.97	
12 1,2-Dichlorobenzene	146	8.197	8.179 (1.039)	962815	10.0000	8.908	
13 2-Methylphenol	108	8.362	8.346 (1.060)	955300	10.0000	9.139	
15 4-Methylphenol	108	8.577	8.577 (1.088)	998466	10.0000	9.342	
16 N-Nitroso-di-n-propylamine	70	8.593	8.577 (1.090)	903022	10.0000	9.033	
\$ 18 Nitrobenzene-d5	82	8.777	8.669 (0.887)	1235350	10.0000	9.566	

Compounds	QUANT SIG		AMOUNTS				
	MASS	RT	EXP RT	REL RT	RESPONSE	CAL-AMT (ug/mL)	ON-COL (ug/mL)
=====	====	==	=====	=====	=====	=====	=====
22 2,4-Dimethylphenol	107	9.399	9.398	(0.950)	996033	10.0000	8.520
26 1,2,4-Trichlorobenzene	180	9.841	9.840	(0.994)	716318	10.0000	9.679
* 27 Naphthalene-d8	136	9.898	9.878	(1.000)	475727	2.00000	
30 Hexachlorobutadiene	225	10.244	10.243	(1.035)	352709	10.0000	9.154
\$ 36 2-Fluorobiphenyl	172	11.663	11.662	(0.917)	1675288	10.0000	10.09
39 Dimethylphthalate	163	12.390	12.371	(0.974)	1681157	10.0000	9.660
* 42 Acenaphthene-d10	162	12.718	12.717	(1.000)	232658	2.00000	
50 Diethylphthalate	149	13.540	13.528	(1.065)	1699693	10.0000	9.583
54 N-Nitrosodiphenylamine	169	13.818	13.805	(0.915)	1104150	10.0000	9.365
\$ 55 2,4,6-Tribromophenol	330	14.026	14.014	(0.928)	183881	10.0000	9.905
57 Hexachlorobenzene	284	14.629	14.628	(0.968)	390165	10.0000	9.084
58 Pentachlorophenol	266	14.921	14.905	(0.988)	1383513	50.0000	52.38
* 59 Phenanthrene-d10	188	15.106	15.090	(1.000)	392733	2.00000	
\$ 66 Terphenyl-d14	244	17.736	17.736	(0.913)	1048149	10.0000	9.729
67 Butylbenzylphthalate	149	18.604	18.603	(0.958)	1317390	10.0000	9.779
* 69 Chrysene-d12	240	19.428	19.414	(1.000)	346324	2.00000	
* 77 Perylene-d12	264	21.582	21.568	(1.000)	314498	2.00000	
79 Dibenzo(a,h)anthracene	278	23.244	23.230	(1.077)	1443947	10.0000	9.885
90 N-Nitrosodimethylamine	74	3.899	3.891	(0.494)	726756	10.0000	9.399

Analytical Resources, Inc.

INTERNAL STANDARD COMPOUNDS
 AREA AND RT SUMMARY

Instrument ID: nt2.i
 Lab File ID: ic051102.d
 Lab Smp Id: ABN 10
 Analysis Type: SV
 Quant Type: ISTD
 Operator: VTS
 Method File: /chem3/nt2.i/20090511.b/SIMABN.m
 Misc Info:

Calibration Date: 11-MAY-2009
 Calibration Time: 15:40

Level: LOW
 Sample Type: SOIL

Test Mode:
 Use Initial Calibration Level 4.

COMPOUND	STANDARD	AREA LIMIT		SAMPLE	%DIFF
		LOWER	UPPER		
8 1,4-Dichlorobenze	119785	59892	239570	163823	36.76
27 Naphthalene-d8	372217	186108	744434	475727	27.81
42 Acenaphthene-d10	182713	91356	365426	232658	27.34
59 Phenanthrene-d10	286879	143440	573758	392733	36.90
69 Chrysene-d12	251912	125956	503824	346324	37.48
77 Perylene-d12	231524	115762	463048	314498	35.84

COMPOUND	STANDARD	RT LIMIT		SAMPLE	%DIFF
		LOWER	UPPER		
8 1,4-Dichlorobenze	7.88	7.38	8.38	7.89	0.01
27 Naphthalene-d8	9.88	9.38	10.38	9.90	0.20
42 Acenaphthene-d10	12.72	12.22	13.22	12.72	0.01
59 Phenanthrene-d10	15.09	14.59	15.59	15.11	0.11
69 Chrysene-d12	19.41	18.91	19.91	19.43	0.07
77 Perylene-d12	21.57	21.07	22.07	21.58	0.07

AREA UPPER LIMIT = +100% of internal standard area.
 AREA LOWER LIMIT = - 50% of internal standard area.
 RT UPPER LIMIT = + 0.50 minutes of internal standard RT.
 RT LOWER LIMIT = - 0.50 minutes of internal standard RT.

Date : 11-May-2009 12:50

Client ID:

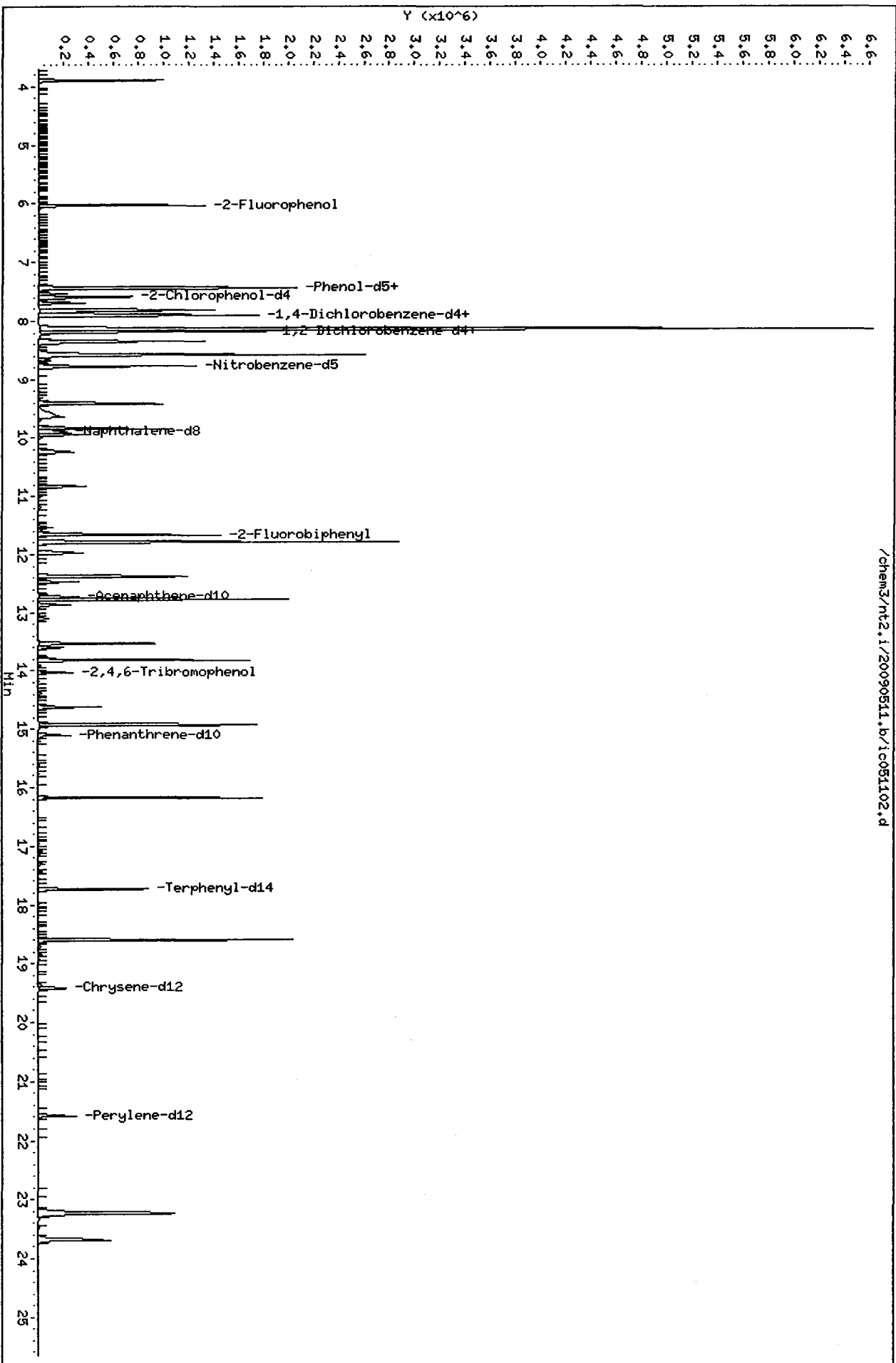
Instrument: nt2.i

Sample Info: ABN 10

Volume Injected (µL): 2.0

Column phase: ZB-5

Operator: VTS
Column diameter: 0.32



Analytical Resources, Inc.

Semivolatile Report SW846 Method 8270D

Data file : /chem3/nt2.i/20090511.b/ic051103.d
 Lab Smp Id: ABN 0.1
 Inj Date : 11-MAY-2009 13:23
 Operator : VTS
 Smp Info : ABN 0.1
 Misc Info :
 Comment :
 Method : /chem3/nt2.i/20090511.b/SIMABN.m
 Meth Date : 12-May-2009 15:55 peter
 Cal Date : 11-MAY-2009 13:57
 Als bottle: 3
 Dil Factor: 1.00000
 Integrator: HP RTE
 Target Version: 3.50
 Processing Host: cserv3

Inst ID: nt2.i

Quant Type: ISTD

Cal File: ic051104.d

Calibration Sample, Level: 1

Compound Sublist: wind.sub

Concentration Formula: Amt * DF * Vt / (Ws * (100 - M) / 100) * CpndVariable

Name	Value	Description
DF	1.00000	Dilution Factor
Vt	1000.00000	Volume of final extract (uL)
Ws	16.00000	Weight of sample extracted (g)
M	0.00000	% Moisture

Cpnd Variable

Local Compound Variable

Compounds	QUANT SIG	MASS	RT	EXP RT	REL RT	RESPONSE	AMOUNTS	
							CAL-AMT (ug/mL)	ON-COL (ug/mL)
\$ 1 2-Fluorophenol		112	6.036	6.036	(0.765)	8595	0.10000	0.1112
\$ 2 Phenol-d5		99	7.426	7.612	(0.942)	11439	0.10000	0.1118
3 Phenol		94	7.449	7.439	(0.945)	15214	0.10000	0.1115
\$ 5 2-Chlorophenol-d4		132	7.588	7.624	(0.962)	8008	0.10000	0.1165
7 1,3-Dichlorobenzene		146	7.816	7.816	(0.991)	10573	0.10000	0.1157
* 8 1,4-Dichlorobenzene-d4		152	7.885	7.885	(1.000)	129315	2.00000	
9 1,4-Dichlorobenzene		146	7.902	7.902	(1.002)	10994	0.10000	0.1160
\$ 10 1,2-Dichlorobenzene-d4		152	8.179	8.179	(1.037)	5726	0.10000	0.1165
11 Benzyl alcohol		79	8.127	8.127	(1.031)	50082	0.50000	0.5739
12 1,2-Dichlorobenzene		146	8.179	8.179	(1.037)	9971	0.10000	0.1169
13 2-Methylphenol		108	8.347	8.346	(1.059)	8866	0.10000	0.1074
15 4-Methylphenol		108	8.578	8.577	(1.088)	8646	0.10000	0.1025
16 N-Nitroso-di-n-propylamine		70	8.578	8.577	(1.088)	9114	0.10000	0.1155
\$ 18 Nitrobenzene-d5		82	8.762	8.669	(0.887)	12908	0.10000	0.1300(M)

Compounds	QUANT SIG		AMOUNTS				
	MASS	RT	EXP RT	REL RT	RESPONSE	CAL-AMT (ug/mL)	ON-COL (ug/mL)
22 2,4-Dimethylphenol	107	9.399	9.398	(0.951)	9259	0.10000	0.1030
26 1,2,4-Trichlorobenzene	180	9.841	9.840	(0.996)	6610	0.10000	0.1162
* 27 Naphthalene-d8	136	9.879	9.878	(1.000)	365716	2.00000	
30 Hexachlorobutadiene	225	10.244	10.243	(1.037)	3516	0.10000	0.1187
\$ 36 2-Fluorobiphenyl	172	11.662	11.662	(0.917)	14466	0.10000	0.1153
39 Dimethylphthalate	163	12.372	12.371	(0.973)	14074	0.10000	0.1070
* 42 Acenaphthene-d10	162	12.718	12.717	(1.000)	175890	2.00000	
50 Diethylphthalate	149	13.528	13.528	(1.064)	14518	0.10000	0.1083
54 N-Nitrosodiphenylamine	169	13.805	13.805	(0.915)	9394	0.10000	0.1038 (M)
\$ 55 2,4,6-Tribromophenol	330	14.025	14.014	(0.929)	1428	0.10000	0.1002 (M)
57 Hexachlorobenzene	284	14.629	14.628	(0.969)	3710	0.10000	0.1125
58 Pentachlorophenol	266	14.921	14.905	(0.989)	9815	0.50000	0.4839
* 59 Phenanthrene-d10	188	15.090	15.090	(1.000)	301577	2.00000	
\$ 66 Terphenyl-d14	244	17.736	17.736	(0.914)	9009	0.10000	0.1074
67 Butylbenzylphthalate	149	18.604	18.603	(0.958)	10800	0.10000	0.1030
* 69 Chrysene-d12	240	19.414	19.414	(1.000)	269577	2.00000	
* 77 Perylene-d12	264	21.569	21.568	(1.000)	249669	2.00000	
79 Dibenzo(a,h)anthracene	278	23.231	23.230	(1.077)	10660	0.10000	0.09192
90 N-Nitrosodimethylamine	74	3.899	3.891	(0.494)	6588	0.10000	0.1079

QC Flag Legend

M - Compound response manually integrated.

Analytical Resources, Inc.

INTERNAL STANDARD COMPOUNDS
 AREA AND RT SUMMARY

Instrument ID: nt2.i
 Lab File ID: ic051103.d
 Lab Smp Id: ABN 0.1
 Analysis Type: SV
 Quant Type: ISTD
 Operator: VTS
 Method File: /chem3/nt2.i/20090511.b/SIMABN.m
 Misc Info:

Calibration Date: 11-MAY-2009
 Calibration Time: 15:40

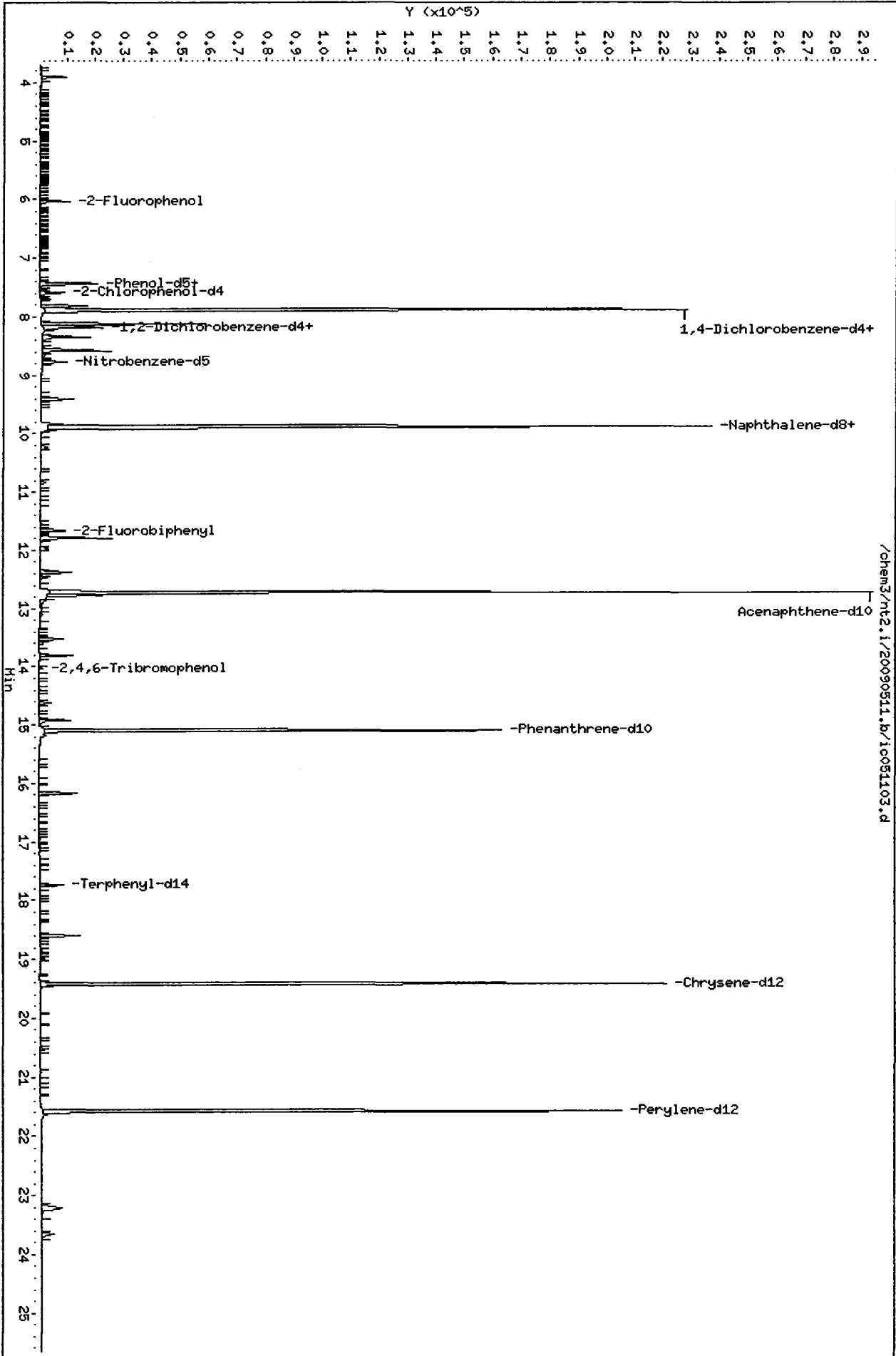
Level: LOW
 Sample Type: SOIL

Test Mode: Use Initial Calibration Level 4.

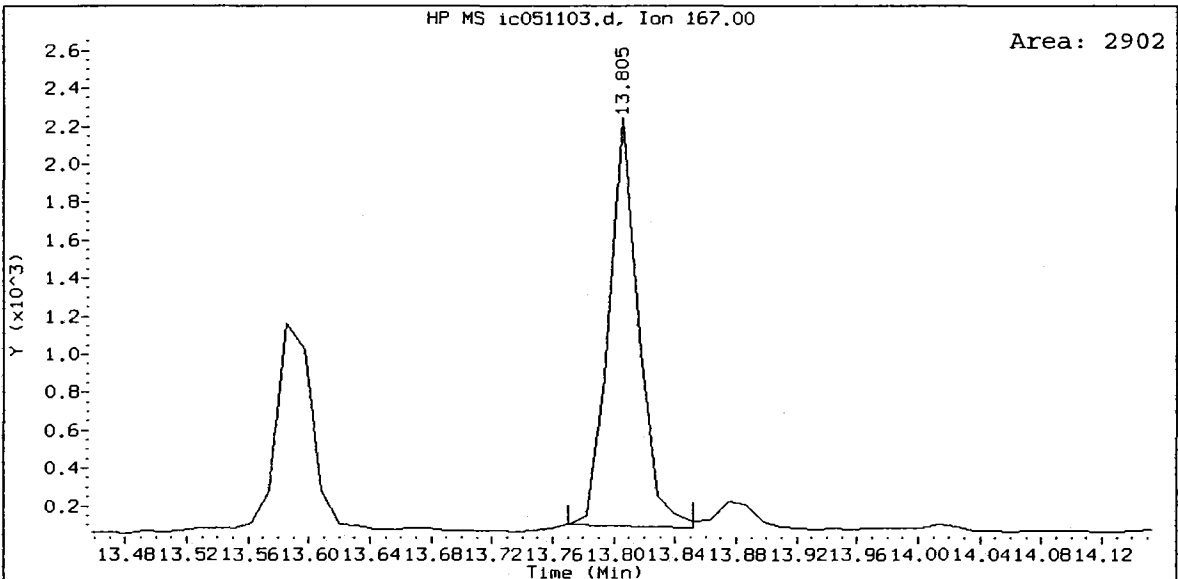
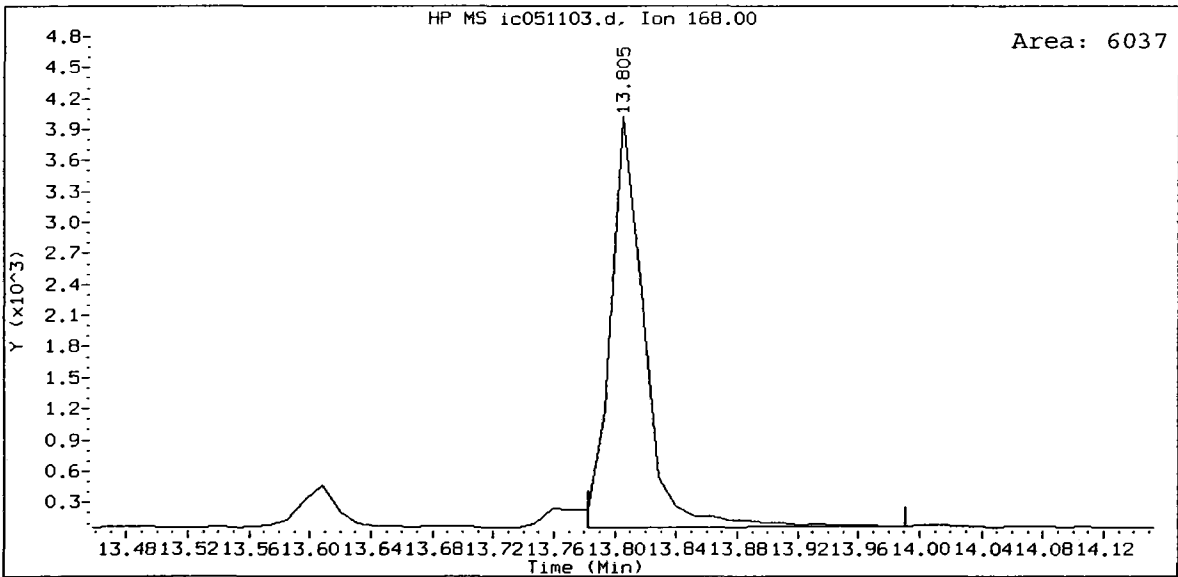
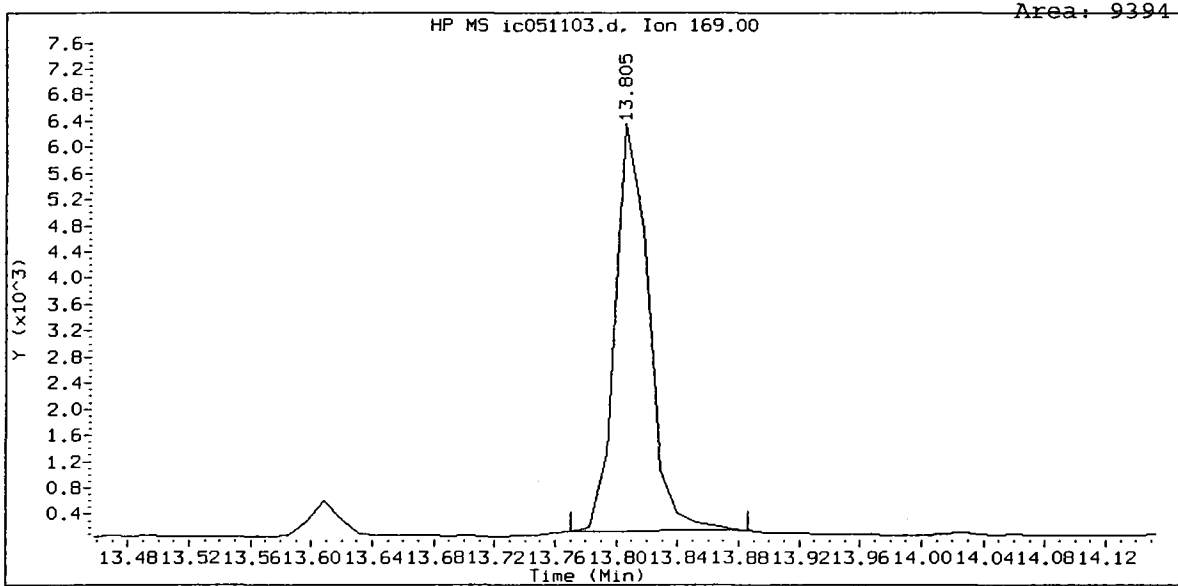
COMPOUND	STANDARD	AREA LIMIT		SAMPLE	%DIFF
		LOWER	UPPER		
8 1,4-Dichlorobenze	119785	59892	239570	129315	7.96
27 Naphthalene-d8	372217	186108	744434	365716	-1.75
42 Acenaphthene-d10	182713	91356	365426	175890	-3.73
59 Phenanthrene-d10	286879	143440	573758	301577	5.12
69 Chrysene-d12	251912	125956	503824	269577	7.01
77 Perylene-d12	231524	115762	463048	249669	7.84

COMPOUND	STANDARD	RT LIMIT		SAMPLE	%DIFF
		LOWER	UPPER		
8 1,4-Dichlorobenze	7.88	7.38	8.38	7.89	0.00
27 Naphthalene-d8	9.88	9.38	10.38	9.88	0.01
42 Acenaphthene-d10	12.72	12.22	13.22	12.72	0.00
59 Phenanthrene-d10	15.09	14.59	15.59	15.09	0.00
69 Chrysene-d12	19.41	18.91	19.91	19.41	0.00
77 Perylene-d12	21.57	21.07	22.07	21.57	0.00

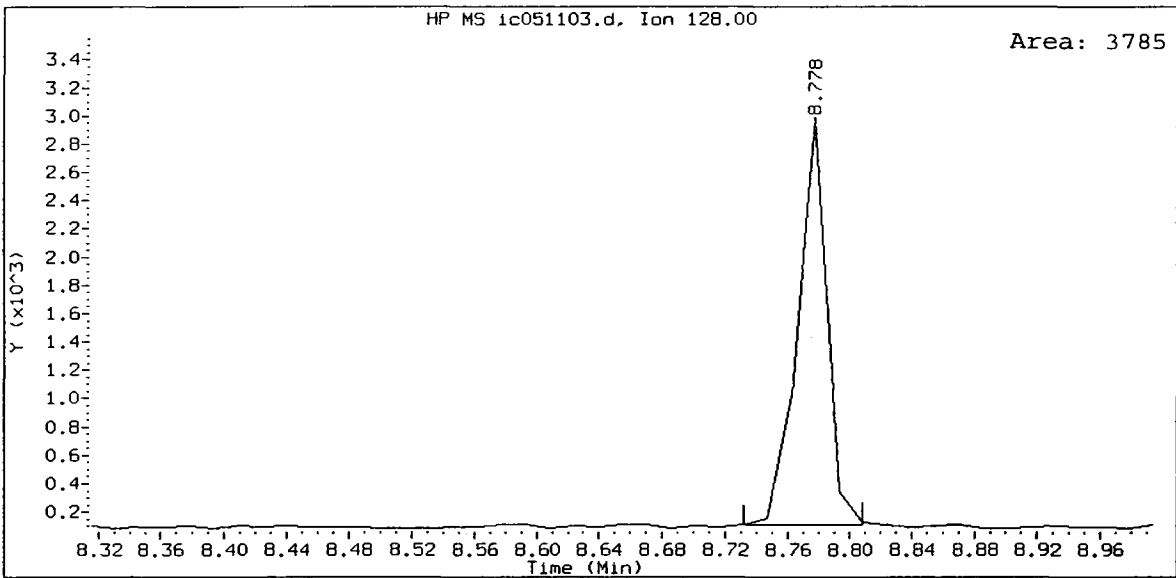
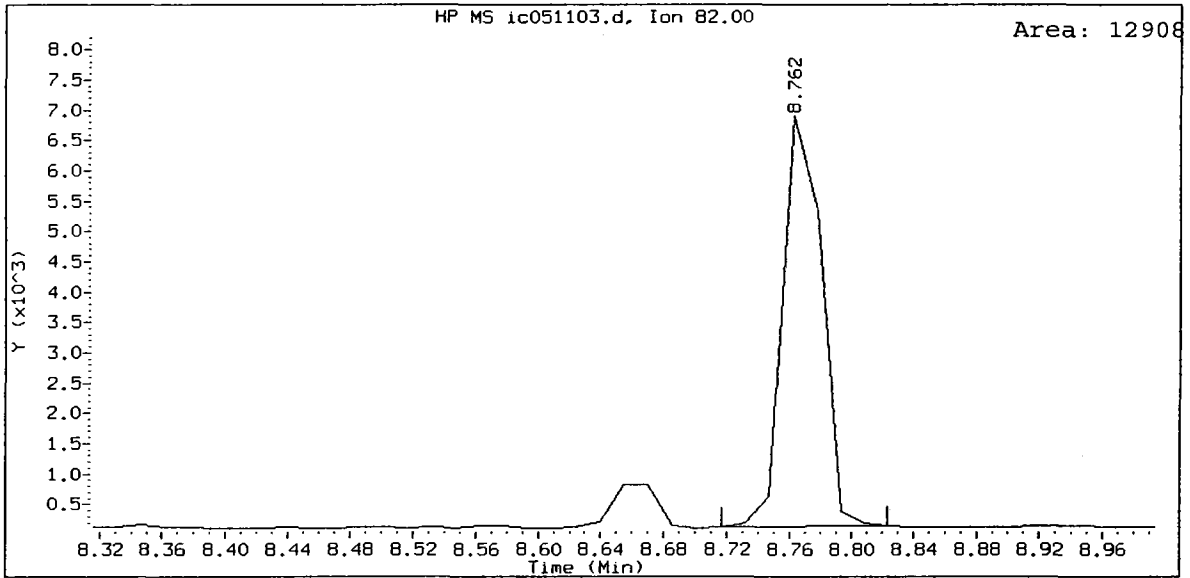
AREA UPPER LIMIT = +100% of internal standard area.
 AREA LOWER LIMIT = - 50% of internal standard area.
 RT UPPER LIMIT = + 0.50 minutes of internal standard RT.
 RT LOWER LIMIT = - 0.50 minutes of internal standard RT.



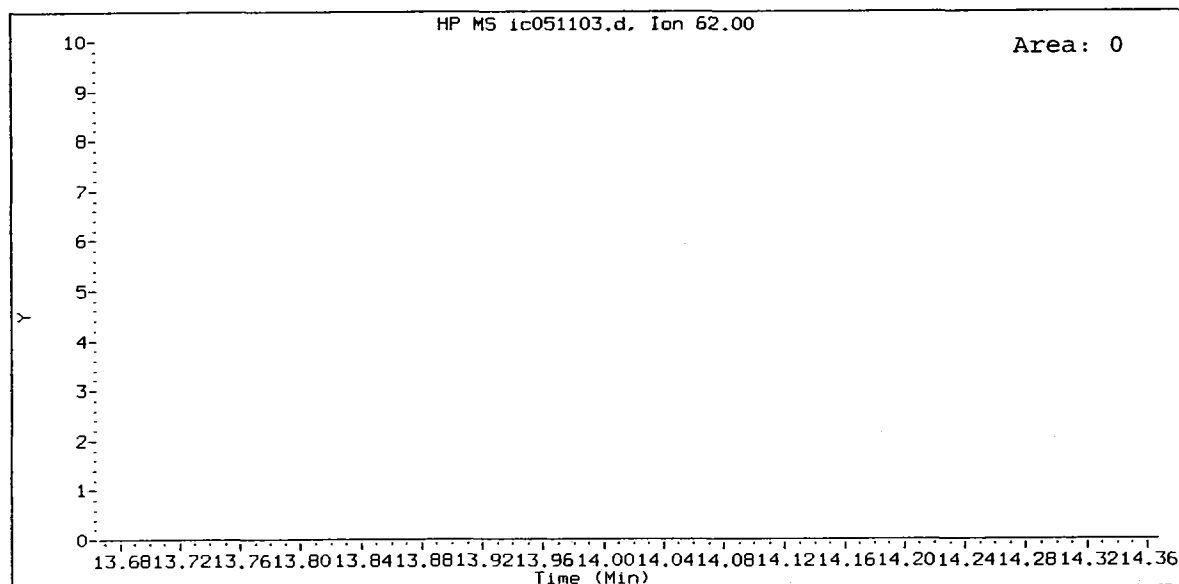
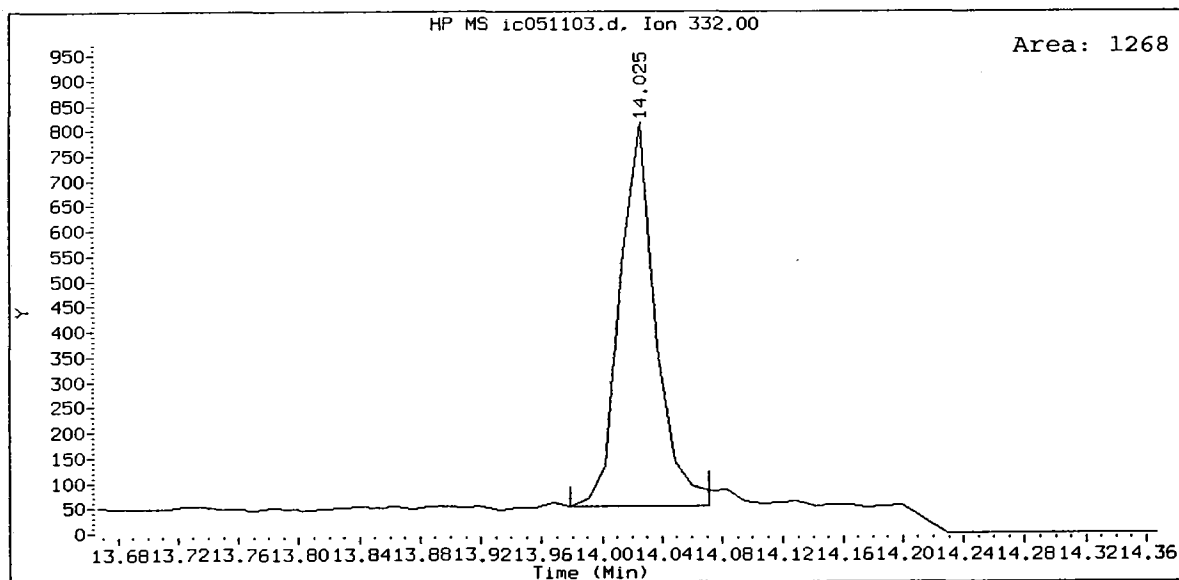
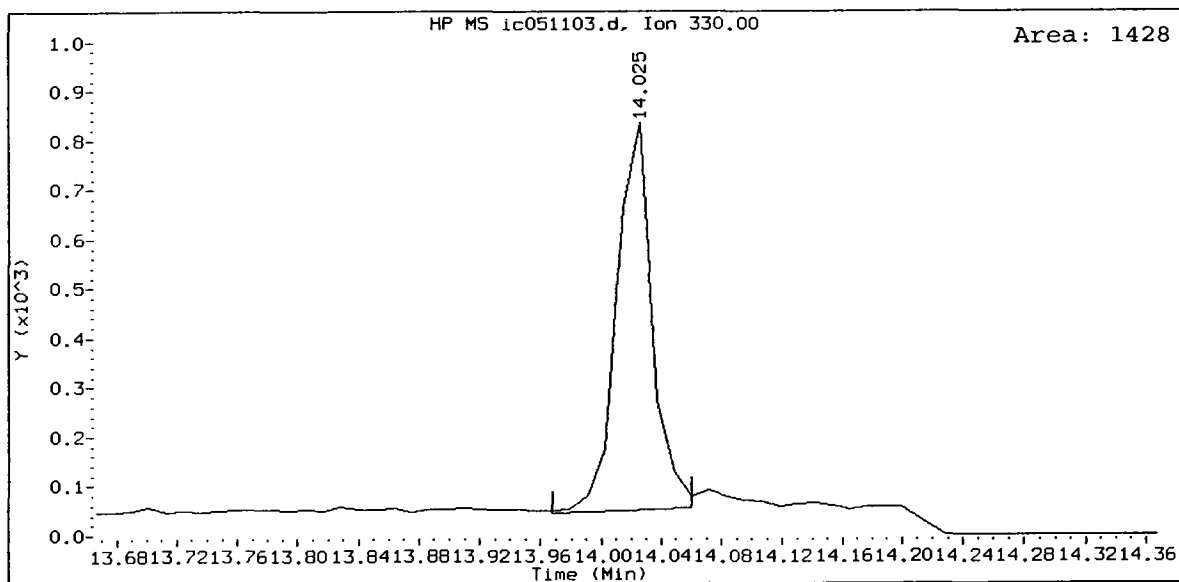
ABN 0.1, /chem3/nt2.i/20090511.b/ic051103.d
N-Nitrosodiphenylamine Amount: 0.10



ABN 0.1, /chem3/nt2.i/20090511.b/ic051103.d
Nitrobenzene-d5 Amount: 0.13



ABN 0.1, /chem3/nt2.i/20090511.b/ic051103.d
2,4,6-Tribromophenol Amount: 0.10



Analytical Resources, Inc.

Semivolatile Report SW846 Method 8270D

Data file : /chem3/nt2.i/20090511.b/ic051104.d
 Lab Smp Id: ABN 5
 Inj Date : 11-MAY-2009 13:57
 Operator : VTS
 Smp Info : ABN 5
 Misc Info :
 Comment :
 Method : /chem3/nt2.i/20090511.b/SIMABN.m
 Meth Date : 12-May-2009 15:55 peter
 Cal Date : 11-MAY-2009 13:57
 Als bottle: 4
 Dil Factor: 1.00000
 Integrator: HP RTE
 Target Version: 3.50
 Processing Host: cserv3

Inst ID: nt2.i

Quant Type: ISTD
 Cal File: ic051104.d
 Calibration Sample, Level: 5
 Compound Sublist: wind.sub

Concentration Formula: Amt * DF * Vt/(Ws * (100 - M)/100) * CpndVariable

Name	Value	Description
DF	1.00000	Dilution Factor
Vt	1000.00000	Volume of final extract (uL)
Ws	16.00000	Weight of sample extracted (g)
M	0.00000	% Moisture

Cpnd Variable

Local Compound Variable

Compounds	QUANT	SIG	RT	EXP RT	REL RT	RESPONSE	AMOUNTS	
							CAL-AMT (ug/mL)	ON-COL (ug/mL)
\$ 1 2-Fluorophenol	112		6.027	6.036	(0.764)	439530	5.00000	5.186
\$ 2 Phenol-d5	99		7.438	7.612	(0.943)	584729	5.00000	5.211
3 Phenol	94		7.449	7.439	(0.945)	760615	5.00000	5.082
\$ 5 2-Chlorophenol-d4	132		7.588	7.624	(0.962)	393119	5.00000	5.213
7 1,3-Dichlorobenzene	146		7.816	7.816	(0.991)	486387	5.00000	4.853
* 8 1,4-Dichlorobenzene-d4	152		7.885	7.885	(1.000)	141854	2.00000	
9 1,4-Dichlorobenzene	146		7.902	7.902	(1.002)	517814	5.00000	4.982
\$ 10 1,2-Dichlorobenzene-d4	152		8.179	8.179	(1.037)	278614	5.00000	5.170
11 Benzyl alcohol	79		8.127	8.127	(1.031)	2199381	25.0000	22.98
12 1,2-Dichlorobenzene	146		8.196	8.179	(1.039)	456653	5.00000	4.879
13 2-Methylphenol	108		8.347	8.346	(1.059)	453224	5.00000	5.007
15 4-Methylphenol	108		8.578	8.577	(1.088)	493722	5.00000	5.335
16 N-Nitroso-di-n-propylamine	70		8.578	8.577	(1.088)	424614	5.00000	4.905
\$ 18 Nitrobenzene-d5	82		8.778	8.669	(0.888)	587728	5.00000	5.076

Compounds	QUANT SIG			AMOUNTS		
	MASS	RT	EXP RT REL RT	RESPONSE	CAL-AMT (ug/mL)	ON-COL (ug/mL)
22 2,4-Dimethylphenol	107	9.399	9.398 (0.951)	512330	5.00000	4.888
26 1,2,4-Trichlorobenzene	180	9.841	9.840 (0.996)	336314	5.00000	5.069
* 27 Naphthalene-d8	136	9.880	9.878 (1.000)	426510	2.00000	(M)
30 Hexachlorobutadiene	225	10.245	10.243 (1.037)	170751	5.00000	4.943
\$ 36 2-Fluorobiphenyl	172	11.663	11.662 (0.917)	765982	5.00000	5.116
39 Dimethylphthalate	163	12.372	12.371 (0.973)	779859	5.00000	4.968
* 42 Acenaphthene-d10	162	12.718	12.717 (1.000)	209873	2.00000	
50 Diethylphthalate	149	13.528	13.528 (1.064)	823046	5.00000	5.144
54 N-Nitrosodiphenylamine	169	13.806	13.805 (0.914)	525799	5.00000	5.211
\$ 55 2,4,6-Tribromophenol	330	14.014	14.014 (0.928)	84118	5.00000	5.294
57 Hexachlorobenzene	284	14.629	14.628 (0.968)	184452	5.00000	5.018
58 Pentachlorophenol	266	14.921	14.905 (0.988)	642905	25.00000	28.44
* 59 Phenanthrene-d10	188	15.106	15.090 (1.000)	336119	2.00000	
\$ 66 Terphenyl-d14	244	17.736	17.736 (0.914)	494779	5.00000	5.277
67 Butylbenzylphthalate	149	18.604	18.603 (0.958)	615577	5.00000	5.251
* 69 Chrysene-d12	240	19.414	19.414 (1.000)	301395	2.00000	
* 77 Perylene-d12	264	21.584	21.568 (1.000)	274183	2.00000	
79 Dibenzo(a,h)anthracene	278	23.231	23.230 (1.076)	688109	5.00000	5.403
90 N-Nitrosodimethylamine	74	3.889	3.891 (0.493)	346801	5.00000	5.180

QC Flag Legend

M - Compound response manually integrated.

Analytical Resources, Inc.

INTERNAL STANDARD COMPOUNDS
 AREA AND RT SUMMARY

Instrument ID: nt2.i
 Lab File ID: ic051104.d
 Lab Smp Id: ABN 5
 Analysis Type: SV
 Quant Type: ISTD
 Operator: VTS
 Method File: /chem3/nt2.i/20090511.b/SIMABN.m
 Misc Info:

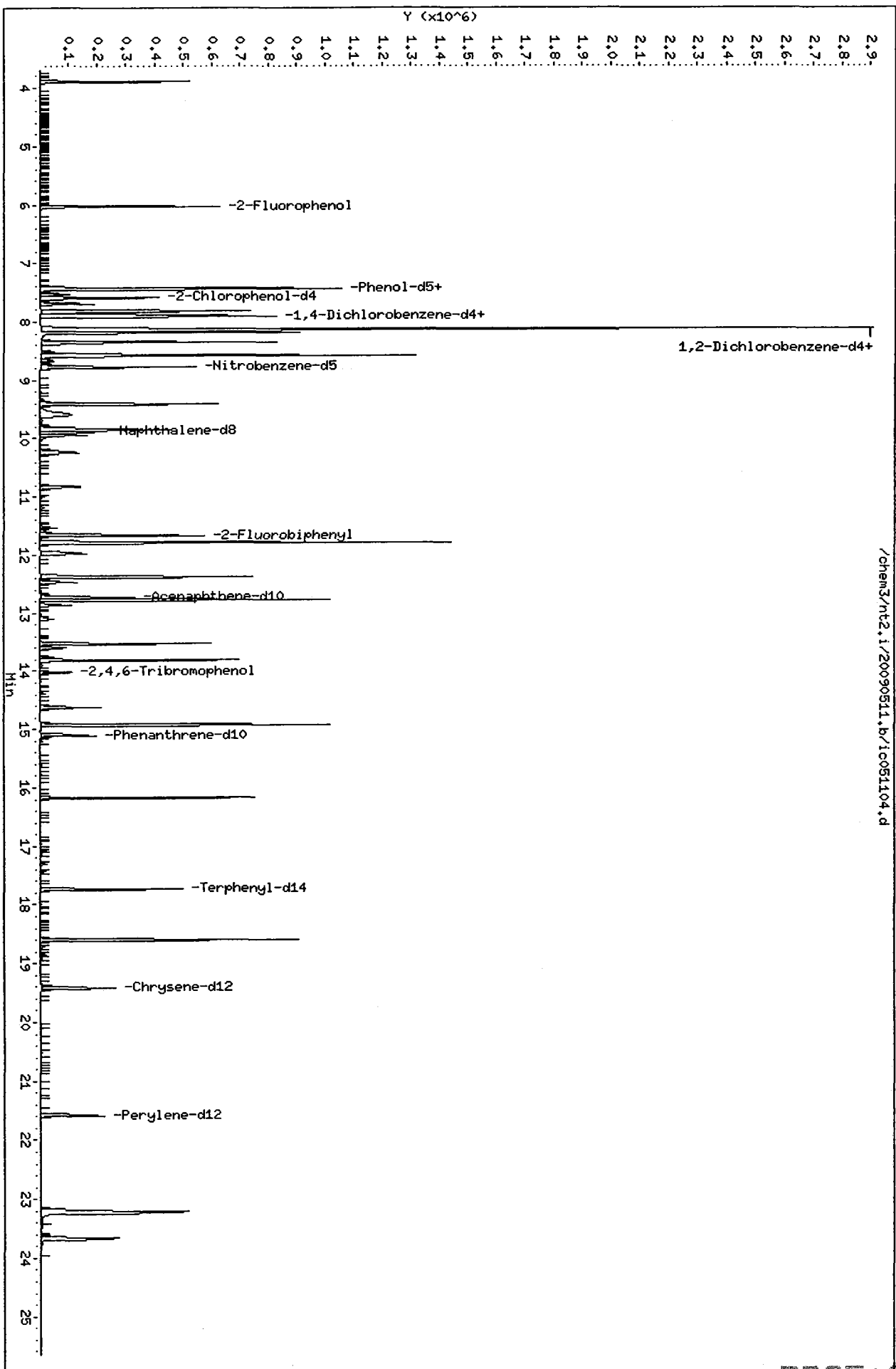
Calibration Date: 11-MAY-2009
 Calibration Time: 15:40
 Level: LOW
 Sample Type: SOIL

Test Mode:
 Use Initial Calibration Level 4.

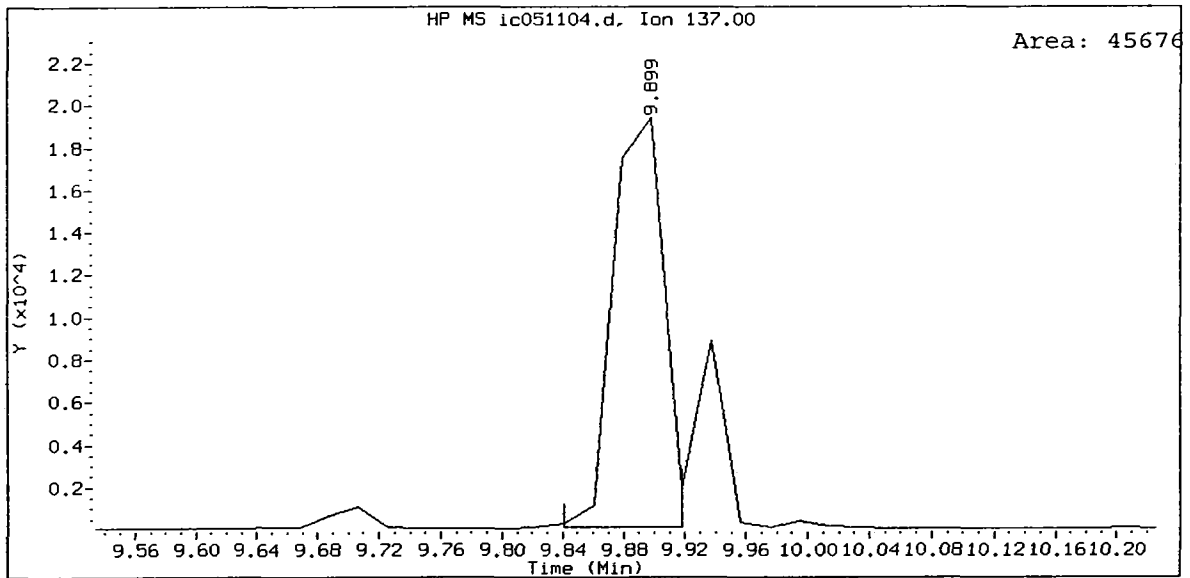
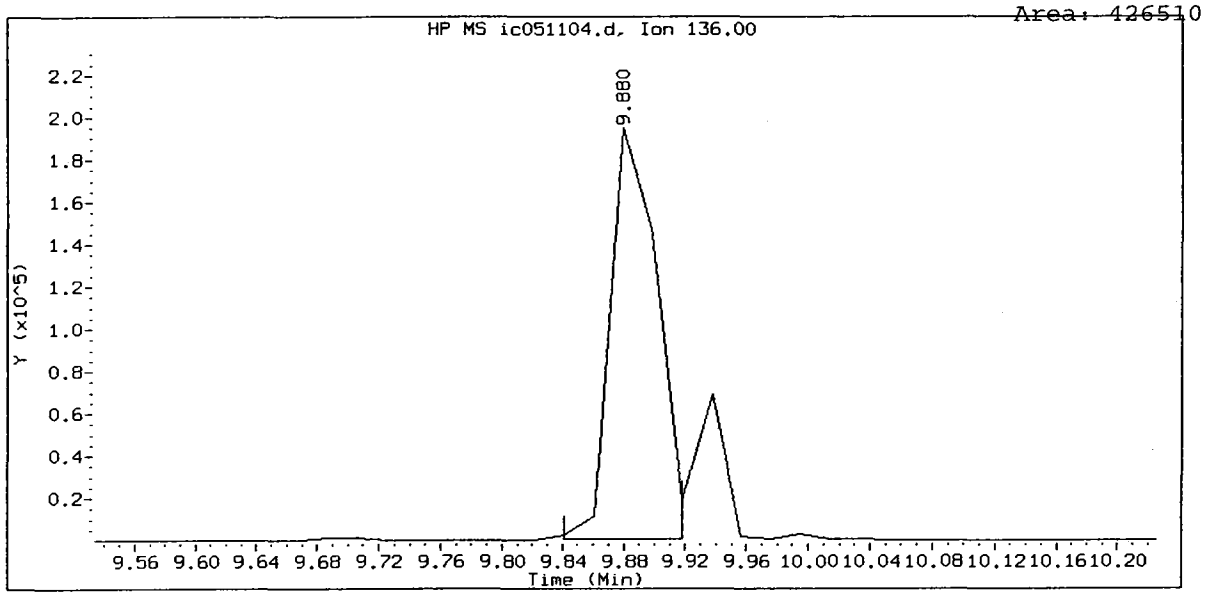
COMPOUND	STANDARD	AREA LIMIT		SAMPLE	%DIFF
		LOWER	UPPER		
8 1,4-Dichlorobenze	119785	59892	239570	141854	18.42
27 Naphthalene-d8	372217	186108	744434	426510	14.59
42 Acenaphthene-d10	182713	91356	365426	209873	14.86
59 Phenanthrene-d10	286879	143440	573758	336119	17.16
69 Chrysene-d12	251912	125956	503824	301395	19.64
77 Perylene-d12	231524	115762	463048	274183	18.43

COMPOUND	STANDARD	RT LIMIT		SAMPLE	%DIFF
		LOWER	UPPER		
8 1,4-Dichlorobenze	7.88	7.38	8.38	7.89	0.00
27 Naphthalene-d8	9.88	9.38	10.38	9.88	0.01
42 Acenaphthene-d10	12.72	12.22	13.22	12.72	0.01
59 Phenanthrene-d10	15.09	14.59	15.59	15.11	0.11
69 Chrysene-d12	19.41	18.91	19.91	19.41	0.00
77 Perylene-d12	21.57	21.07	22.07	21.58	0.07

AREA UPPER LIMIT = +100% of internal standard area.
 AREA LOWER LIMIT = - 50% of internal standard area.
 RT UPPER LIMIT = + 0.50 minutes of internal standard RT.
 RT LOWER LIMIT = - 0.50 minutes of internal standard RT.



ABN 5, /chem3/nt2.i/20090511.b/ic051104.d
Naphthalene-d8 Amount: 2.00



Analytical Resources, Inc.

Semivolatile Report SW846 Method 8270D

Data file : /chem3/nt2.i/20090511.b/ic051105.d
 Lab Smp Id: ABN 0.5
 Inj Date : 11-MAY-2009 14:32
 Operator : VTS
 Smp Info : ABN 0.5
 Misc Info :
 Comment :
 Method : /chem3/nt2.i/20090511.b/SIMABN.m
 Meth Date : 12-May-2009 15:55 peter
 Cal Date : 11-MAY-2009 13:57
 Als bottle: 5
 Dil Factor: 1.00000
 Integrator: HP RTE
 Target Version: 3.50
 Processing Host: cserv3

Inst ID: nt2.i
 Quant Type: ISTD
 Cal File: ic051104.d
 Calibration Sample, Level: 2
 Compound Sublist: wind.sub

Concentration Formula: Amt * DF * Vt / (Ws * (100 - M) / 100) * CpndVariable

Name	Value	Description
DF	1.00000	Dilution Factor
Vt	1000.00000	Volume of final extract (uL)
Ws	16.00000	Weight of sample extracted (g)
M	0.00000	% Moisture

Cpnd Variable

Local Compound Variable

Compounds	QUANT SIG	RT	EXP RT	REL RT	RESPONSE	AMOUNTS	
						CAL-AMT (ug/mL)	ON-COL (ug/mL)
\$ 1 2-Fluorophenol	112	6.028	6.036	(0.765)	38805	0.50000	0.4880
\$ 2 Phenol-d5	99	7.426	7.612	(0.942)	51400	0.50000	0.4882
3 Phenol	94	7.438	7.439	(0.943)	67767	0.50000	0.4826
\$ 5 2-Chlorophenol-d4	132	7.588	7.624	(0.962)	34711	0.50000	0.4906
7 1,3-Dichlorobenzene	146	7.815	7.816	(0.991)	46465	0.50000	0.4941
* 8 1,4-Dichlorobenzene-d4	152	7.884	7.885	(1.000)	133094	2.00000	
9 1,4-Dichlorobenzene	146	7.902	7.902	(1.002)	47570	0.50000	0.4878
\$ 10 1,2-Dichlorobenzene-d4	152	8.178	8.179	(1.037)	25445	0.50000	0.5032
11 Benzyl alcohol	79	8.126	8.127	(1.031)	212125	2.50000	2.362
12 1,2-Dichlorobenzene	146	8.178	8.179	(1.037)	43436	0.50000	0.4946
13 2-Methylphenol	108	8.346	8.346	(1.059)	41492	0.50000	0.4886
15 4-Methylphenol	108	8.577	8.577	(1.088)	41450	0.50000	0.4774
16 N-Nitroso-di-n-propylamine	70	8.577	8.577	(1.088)	39423	0.50000	0.4854
\$ 18 Nitrobenzene-d5	82	8.762	8.669	(0.887)	53125	0.50000	0.5042

Compounds	QUANT SIG		AMOUNTS				
	MASS	RT	EXP RT	REL RT	RESPONSE	CAL-AMT (ug/mL)	ON-COL (ug/mL)
22 2,4-Dimethylphenol	107	9.400	9.398	(0.951)	49508	0.50000	0.5190
26 1,2,4-Trichlorobenzene	180	9.822	9.840	(0.994)	28992	0.50000	0.4801
* 27 Naphthalene-d8	136	9.880	9.878	(1.000)	388129	2.00000	
30 Hexachlorobutadiene	225	10.226	10.243	(1.035)	15482	0.50000	0.4925
\$ 36 2-Fluorobiphenyl	172	11.646	11.662	(0.916)	67512	0.50000	0.4791
39 Dimethylphthalate	163	12.373	12.371	(0.973)	70258	0.50000	0.4756
* 42 Acenaphthene-d10	162	12.719	12.717	(1.000)	197507	2.00000	
50 Diethylphthalate	149	13.517	13.528	(1.063)	71195	0.50000	0.4728
54 N-Nitrosodiphenylamine	169	13.806	13.805	(0.915)	45277	0.50000	0.4699
\$ 55 2,4,6-Tribromophenol	330	14.015	14.014	(0.929)	6906	0.50000	0.4552
57 Hexachlorobenzene	284	14.629	14.628	(0.969)	16817	0.50000	0.4791
58 Pentachlorophenol	266	14.907	14.905	(0.988)	46883	2.50000	2.172
* 59 Phenanthrene-d10	188	15.091	15.090	(1.000)	320964	2.00000	
\$ 66 Terphenyl-d14	244	17.735	17.736	(0.914)	41676	0.50000	0.4759
67 Butylbenzylphthalate	149	18.603	18.603	(0.958)	50795	0.50000	0.4639
* 69 Chrysene-d12	240	19.413	19.414	(1.000)	281495	2.00000	
* 77 Perylene-d12	264	21.568	21.568	(1.000)	255895	2.00000	
79 Dibenzo(a,h)anthracene	278	23.215	23.230	(1.076)	58832	0.50000	0.4950
90 N-Nitrosodimethylamine	74	3.891	3.891	(0.494)	30684	0.50000	0.4884

Analytical Resources, Inc.

INTERNAL STANDARD COMPOUNDS
 AREA AND RT SUMMARY

Instrument ID: nt2.i
 Lab File ID: ic051105.d
 Lab Smp Id: ABN 0.5
 Analysis Type: SV
 Quant Type: ISTD
 Operator: VTS
 Method File: /chem3/nt2.i/20090511.b/SIMABN.m
 Misc Info:

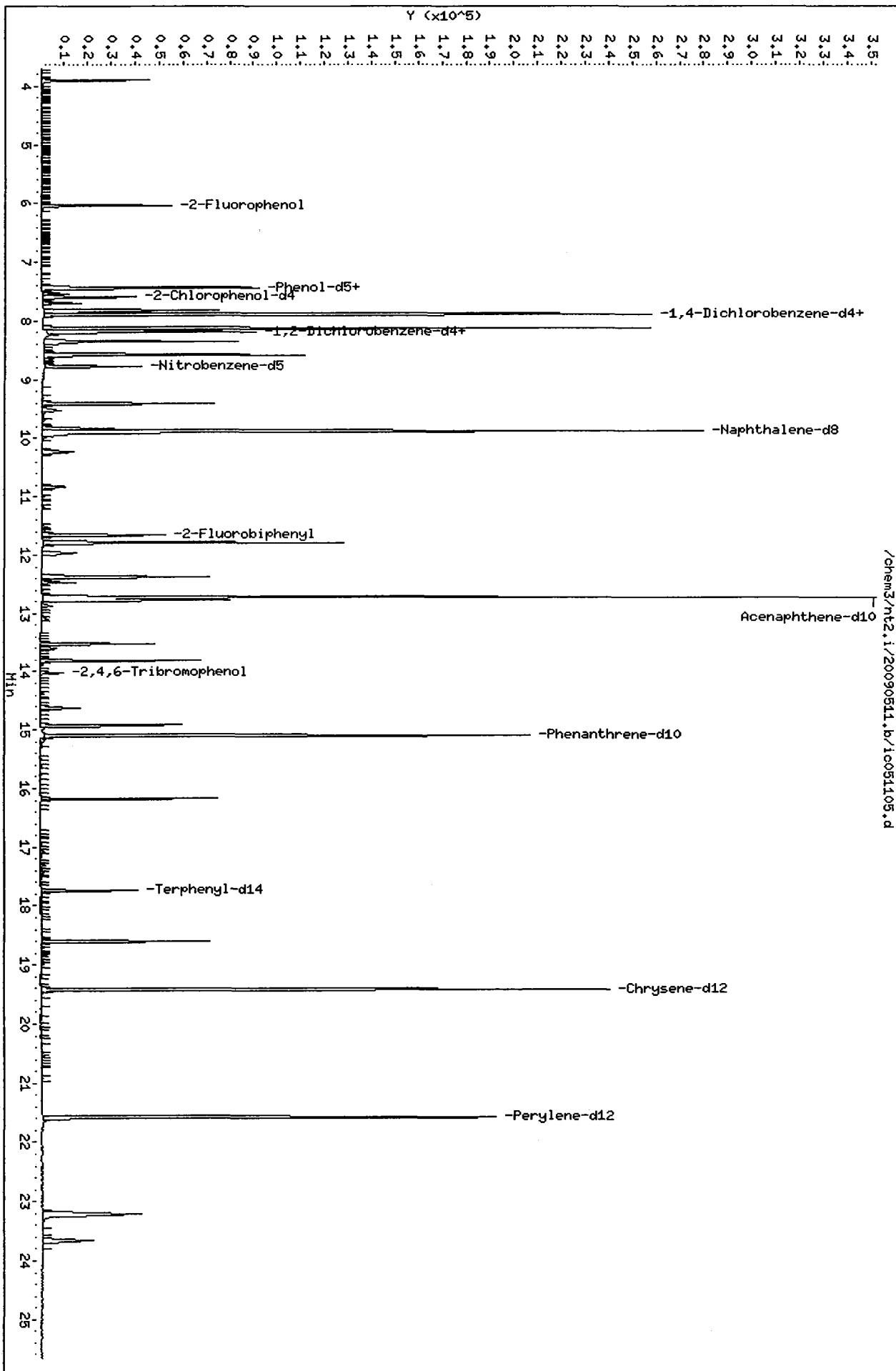
Calibration Date: 11-MAY-2009
 Calibration Time: 15:40
 Level: LOW
 Sample Type: SOIL

Test Mode: Use Initial Calibration Level 4.

COMPOUND	STANDARD	AREA LIMIT		SAMPLE	%DIFF
		LOWER	UPPER		
8 1,4-Dichlorobenze	119785	59892	239570	133094	11.11
27 Naphthalene-d8	372217	186108	744434	388129	4.27
42 Acenaphthene-d10	182713	91356	365426	197507	8.10
59 Phenanthrene-d10	286879	143440	573758	320964	11.88
69 Chrysene-d12	251912	125956	503824	281495	11.74
77 Perylene-d12	231524	115762	463048	255895	10.53

COMPOUND	STANDARD	RT LIMIT		SAMPLE	%DIFF
		LOWER	UPPER		
8 1,4-Dichlorobenze	7.88	7.38	8.38	7.88	-0.01
27 Naphthalene-d8	9.88	9.38	10.38	9.88	0.02
42 Acenaphthene-d10	12.72	12.22	13.22	12.72	0.01
59 Phenanthrene-d10	15.09	14.59	15.59	15.09	0.01
69 Chrysene-d12	19.41	18.91	19.91	19.41	0.00
77 Perylene-d12	21.57	21.07	22.07	21.57	0.00

AREA UPPER LIMIT = +100% of internal standard area.
 AREA LOWER LIMIT = - 50% of internal standard area.
 RT UPPER LIMIT = + 0.50 minutes of internal standard RT.
 RT LOWER LIMIT = - 0.50 minutes of internal standard RT.



Analytical Resources, Inc.

Semivolatile Report SW846 Method 8270D

Data file : /chem3/nt2.i/20090511.b/ic051106.d
 Lab Smp Id: ABN 1
 Inj Date : 11-MAY-2009 15:06
 Operator : VTS
 Smp Info : ABN 1
 Misc Info :
 Comment :
 Method : /chem3/nt2.i/20090511.b/SIMABN.m
 Meth Date : 12-May-2009 15:55 peter
 Cal Date : 11-MAY-2009 13:57
 Als bottle: 6
 Dil Factor: 1.00000
 Integrator: HP RTE
 Target Version: 3.50
 Processing Host: cserv3

Inst ID: nt2.i

Quant Type: ISTD

Cal File: ic051104.d

Calibration Sample, Level: 3

Compound Sublist: wind.sub

Concentration Formula: Amt * DF * Vt/(Ws * (100 - M)/100) * CpndVariable

Name	Value	Description
DF	1.00000	Dilution Factor
Vt	1000.00000	Volume of final extract (uL)
Ws	16.00000	Weight of sample extracted (g)
M	0.00000	% Moisture

Cpnd Variable

Local Compound Variable

Compounds	QUANT SIG				AMOUNTS		
	MASS	RT	EXP RT	REL RT	RESPONSE	CAL-AMT (ug/mL)	ON-COL (ug/mL)
\$ 1 2-Fluorophenol	112	6.027	6.036	(0.764)	85527	1.00000	1.013
\$ 2 Phenol-d5	99	7.426	7.612	(0.942)	110560	1.00000	0.9889
3 Phenol	94	7.438	7.439	(0.943)	145607	1.00000	0.9765
\$ 5 2-Chlorophenol-d4	132	7.588	7.624	(0.962)	75255	1.00000	1.002
7 1,3-Dichlorobenzene	146	7.815	7.816	(0.991)	101507	1.00000	1.016
* 8 1,4-Dichlorobenzene-d4	152	7.885	7.885	(1.000)	141330	2.00000	
9 1,4-Dichlorobenzene	146	7.902	7.902	(1.002)	101401	1.00000	0.9792
\$ 10 1,2-Dichlorobenzene-d4	152	8.179	8.179	(1.037)	53939	1.00000	1.005
11 Benzyl alcohol	79	8.127	8.127	(1.031)	468161	5.00000	4.909
12 1,2-Dichlorobenzene	146	8.179	8.179	(1.037)	92859	1.00000	0.9958
13 2-Methylphenol	108	8.346	8.346	(1.059)	90144	1.00000	0.9996
15 4-Methylphenol	108	8.577	8.577	(1.088)	91180	1.00000	0.9889
16 N-Nitroso-di-n-propylamine	70	8.577	8.577	(1.088)	85014	1.00000	0.9857
\$ 18 Nitrobenzene-d5	82	8.761	8.669	(0.887)	116010	1.00000	1.044

Compounds	QUANT SIG		AMOUNTS				
	MASS	RT	EXP RT	REL RT	RESPONSE	CAL-AMT (ug/mL)	ON-COL (ug/mL)
22 2,4-Dimethylphenol	107	9.399	9.398	(0.951)	107520	1.00000	1.069
26 1,2,4-Trichlorobenzene	180	9.841	9.840	(0.996)	64056	1.00000	1.006
* 27 Naphthalene-d8	136	9.880	9.878	(1.000)	409195	2.00000	
30 Hexachlorobutadiene	225	10.245	10.243	(1.037)	33071	1.00000	0.9978
\$ 36 2-Fluorobiphenyl	172	11.646	11.662	(0.916)	150000	1.00000	1.001
39 Dimethylphthalate	163	12.372	12.371	(0.973)	161393	1.00000	1.027
* 42 Acenaphthene-d10	162	12.718	12.717	(1.000)	210100	2.00000	
50 Diethylphthalate	149	13.517	13.528	(1.063)	158145	1.00000	0.9874
54 N-Nitrosodiphenylamine	169	13.806	13.805	(0.915)	99297	1.00000	1.001
\$ 55 2,4,6-Tribromophenol	330	14.015	14.014	(0.929)	15729	1.00000	1.007
57 Hexachlorobenzene	284	14.630	14.628	(0.969)	35612	1.00000	0.9857
58 Pentachlorophenol	266	14.907	14.905	(0.988)	107229	5.00000	4.826
* 59 Phenanthrene-d10	188	15.091	15.090	(1.000)	330345	2.00000	
\$ 66 Terphenyl-d14	244	17.736	17.736	(0.914)	89266	1.00000	1.003
67 Butylbenzylphthalate	149	18.604	18.603	(0.958)	110331	1.00000	0.9918
* 69 Chrysene-d12	240	19.413	19.414	(1.000)	285999	2.00000	
* 77 Perylene-d12	264	21.567	21.568	(1.000)	270022	2.00000	
79 Dibenzo(a,h)anthracene	278	23.214	23.230	(1.076)	131052	1.00000	1.045
90 N-Nitrosodimethylamine	74	3.890	3.891	(0.493)	66277	1.00000	0.9935

Analytical Resources, Inc.

INTERNAL STANDARD COMPOUNDS
 AREA AND RT SUMMARY

Instrument ID: nt2.i
 Lab File ID: ic051106.d
 Lab Smp Id: ABN 1
 Analysis Type: SV
 Quant Type: ISTD
 Operator: VTS
 Method File: /chem3/nt2.i/20090511.b/SIMABN.m
 Misc Info:

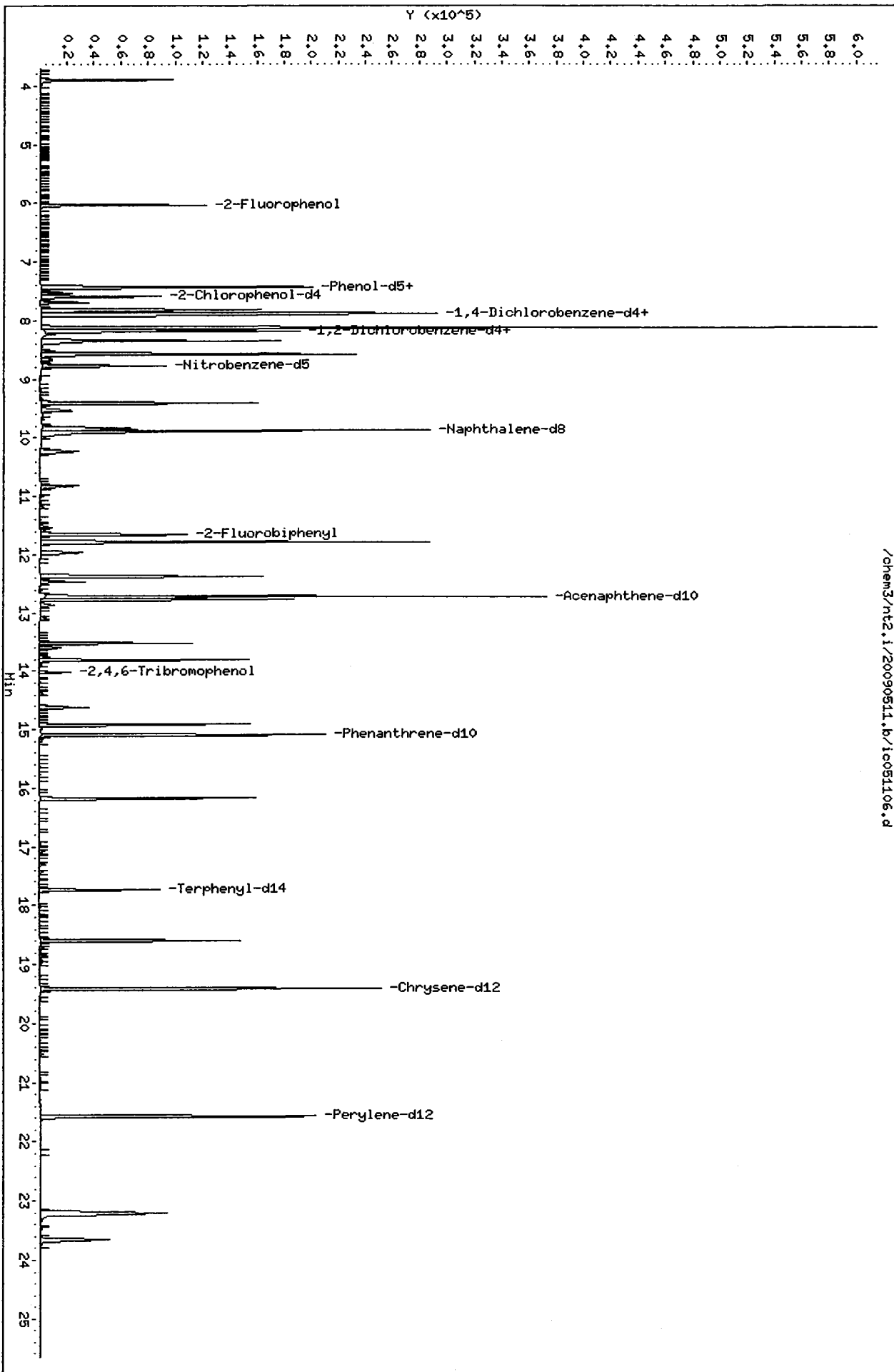
Calibration Date: 11-MAY-2009
 Calibration Time: 15:40
 Level: LOW
 Sample Type: SOIL

Test Mode:
 Use Initial Calibration Level 4.

COMPOUND	STANDARD	AREA LIMIT		SAMPLE	%DIFF
		LOWER	UPPER		
8 1,4-Dichlorobenze	119785	59892	239570	141330	17.99
27 Naphthalene-d8	372217	186108	744434	409195	9.93
42 Acenaphthene-d10	182713	91356	365426	210100	14.99
59 Phenanthrene-d10	286879	143440	573758	330345	15.15
69 Chrysene-d12	251912	125956	503824	285999	13.53
77 Perylene-d12	231524	115762	463048	270022	16.63

COMPOUND	STANDARD	RT LIMIT		SAMPLE	%DIFF
		LOWER	UPPER		
8 1,4-Dichlorobenze	7.88	7.38	8.38	7.88	0.00
27 Naphthalene-d8	9.88	9.38	10.38	9.88	0.01
42 Acenaphthene-d10	12.72	12.22	13.22	12.72	0.01
59 Phenanthrene-d10	15.09	14.59	15.59	15.09	0.01
69 Chrysene-d12	19.41	18.91	19.91	19.41	0.00
77 Perylene-d12	21.57	21.07	22.07	21.57	0.00

AREA UPPER LIMIT = +100% of internal standard area.
 AREA LOWER LIMIT = - 50% of internal standard area.
 RT UPPER LIMIT = + 0.50 minutes of internal standard RT.
 RT LOWER LIMIT = - 0.50 minutes of internal standard RT.



/chem3/nt2.i/20090511.b/ic051106.d

Analytical Resources, Inc.

Semivolatile Report SW846 Method 8270D

Data file : /chem3/nt2.i/20090511.b/ic051107.d
 Lab Smp Id: ICV
 Inj Date : 11-MAY-2009 15:40
 Operator : VTS
 Smp Info : ICV
 Misc Info :
 Comment :
 Method : /chem3/nt2.i/20090511.b/SIMABN.m
 Meth Date : 12-May-2009 15:55 peter
 Cal Date : 11-MAY-2009 13:57
 Als bottle: 7
 Dil Factor: 1.00000
 Integrator: HP RTE
 Target Version: 3.50
 Processing Host: cserv3

Inst ID: nt2.i
 Quant Type: ISTD
 Cal File: ic051104.d
 QC Sample: LCS
 Compound Sublist: wind.sub

Concentration Formula: Amt * DF * Vt/(Ws * (100 - M)/100) * CpndVariable

Name	Value	Description
DF	1.00000	Dilution Factor
Vt	1000.00000	Volume of final extract (uL)
Ws	16.00000	Weight of sample extracted (g)
M	0.00000	% Moisture

Cpnd Variable

Local Compound Variable

Compounds	QUANT SIG	RT	EXP RT	REL RT	RESPONSE	CONCENTRATIONS	
						ON-COLUMN (ug/mL)	FINAL (ug/Kg)
\$ 1 2-Fluorophenol	112						
Compound Not Detected.							
\$ 2 Phenol-d5	99	7.612	7.612	(0.965)	19704	0.18172	11.36(R)
3 Phenol	94	7.439	7.439	(0.943)	366066	2.53145	158.2
\$ 5 2-Chlorophenol-d4	132						
Compound Not Detected.							
7 1,3-Dichlorobenzene	146	7.816	7.816	(0.991)	262002	2.70538	169.1
* 8 1,4-Dichlorobenzene-d4	152	7.885	7.885	(1.000)	137062	2.00000	
9 1,4-Dichlorobenzene	146	7.902	7.902	(1.002)	272128	2.70977	169.4
\$ 10 1,2-Dichlorobenzene-d4	152						
Compound Not Detected.							
11 Benzyl alcohol	79	8.127	8.127	(1.031)	275445	2.97820	186.1
12 1,2-Dichlorobenzene	146	8.179	8.179	(1.037)	242467	2.68118	167.6
13 2-Methylphenol	108	8.346	8.346	(1.058)	223662	2.55736	159.8
15 4-Methylphenol	108	8.577	8.577	(1.088)	226428	2.53225	158.3
16 N-Nitroso-di-n-propylamine	70	8.577	8.577	(1.088)	225345	2.69414	168.4
\$ 18 Nitrobenzene-d5	82						
Compound Not Detected.							

Compounds	QUANT SIG		CONCENTRATIONS					
	MASS	RT	EXP RT	REL RT	RESPONSE	ON-COLUMN (ug/mL)	FINAL (ug/Kg)	
22 2,4-Dimethylphenol	107	9.398	9.398	(0.951)	257808	2.76075	172.5	
26 1,2,4-Trichlorobenzene	180	9.840	9.840	(0.996)	178586	3.02088	188.8	
* 27 Naphthalene-d8	136	9.878	9.878	(1.000)	379995	2.00000		
30 Hexachlorobutadiene	225	10.243	10.243	(1.037)	96616	3.13916	196.2	
\$ 36 2-Fluorobiphenyl	172	Compound Not Detected.						
39 Dimethylphthalate	163	12.371	12.371	(0.973)	423568	2.73889	171.2	
* 42 Acenaphthene-d10	162	12.717	12.717	(1.000)	206756	2.00000		
50 Diethylphthalate	149	13.528	13.528	(1.064)	447993	2.84228	177.6	
54 N-Nitrosodiphenylamine	169	13.805	13.805	(0.915)	195482	2.07609	129.8	
\$ 55 2,4,6-Tribromophenol	330	Compound Not Detected.						
57 Hexachlorobenzene	284	14.628	14.628	(0.969)	99074	2.88842	180.5	
58 Pentachlorophenol	266	14.905	14.905	(0.988)	55706	2.64075	165.0	
* 59 Phenanthrene-d10	188	15.090	15.090	(1.000)	313632	2.00000		
\$ 66 Terphenyl-d14	244	Compound Not Detected.						
67 Butylbenzylphthalate	149	18.603	18.603	(0.958)	328608	2.86770	179.2	
* 69 Chrysene-d12	240	19.414	19.414	(1.000)	294587	2.00000		
* 77 Perylene-d12	264	21.568	21.568	(1.000)	271892	2.00000		
79 Dibenzo(a,h)anthracene	278	23.230	23.230	(1.077)	400870	3.17426	198.4	
90 N-Nitrosodimethylamine	74	3.891	3.891	(0.493)	174051	2.69038	168.1	

QC Flag Legend

R - Spike/Surrogate failed recovery limits.

Analytical Resources, Inc.

INTERNAL STANDARD COMPOUNDS
 AREA AND RT SUMMARY

Instrument ID: nt2.i
 Lab File ID: ic051107.d
 Lab Smp Id: ICV
 Analysis Type: SV
 Quant Type: ISTD
 Operator: VTS
 Method File: /chem3/nt2.i/20090511.b/SIMABN.m
 Misc Info:

Calibration Date: 11-MAY-2009
 Calibration Time: 15:40
 Level: LOW
 Sample Type: SOIL

Test Mode:
 Use Initial Calibration Level 4.

COMPOUND	STANDARD	AREA LIMIT		SAMPLE	%DIFF
		LOWER	UPPER		
8 1,4-Dichlorobenze	119785	59892	239570	137062	14.42
27 Naphthalene-d8	372217	186108	744434	379995	2.09
42 Acenaphthene-d10	182713	91356	365426	206756	13.16
59 Phenanthrene-d10	286879	143440	573758	313632	9.33
69 Chrysene-d12	251912	125956	503824	294587	16.94
77 Perylene-d12	231524	115762	463048	271892	17.44

COMPOUND	STANDARD	RT LIMIT		SAMPLE	%DIFF
		LOWER	UPPER		
8 1,4-Dichlorobenze	7.88	7.38	8.38	7.88	0.00
27 Naphthalene-d8	9.88	9.38	10.38	9.88	0.00
42 Acenaphthene-d10	12.72	12.22	13.22	12.72	0.00
59 Phenanthrene-d10	15.09	14.59	15.59	15.09	0.00
69 Chrysene-d12	19.41	18.91	19.91	19.41	0.00
77 Perylene-d12	21.57	21.07	22.07	21.57	0.00

AREA UPPER LIMIT = +100% of internal standard area.
 AREA LOWER LIMIT = - 50% of internal standard area.
 RT UPPER LIMIT = + 0.50 minutes of internal standard RT.
 RT LOWER LIMIT = - 0.50 minutes of internal standard RT.

Analytical Resources, Inc.

RECOVERY REPORT


Client Name: Client SDG: 20090511
 Sample Matrix: SOLID Fraction: SV
 Lab Smp Id: ICV
 Level: LOW Operator: VTS
 Data Type: MS DATA SampleType: LCS
 SpikeList File: wind.spk Quant Type: ISTD
 Sublist File: wind.sub
 Method File: /chem3/nt2.i/20090511.b/SIMABN.m
 Misc Info:

SPIKE COMPOUND	CONC ADDED ug/Kg	CONC RECOVERED ug/Kg	% RECOVERED	LIMITS
3 Phenol	156.3	158.2	101.26	30-160
7 1,3-Dichlorobenzen	156.3	169.1	108.22	30-160
9 1,4-Dichlorobenzen	156.3	169.4	108.39	30-160
11 Benzyl alcohol	312.5	186.1	59.56	30-160
12 1,2-Dichlorobenzen	156.3	167.6	107.25	30-160
13 2-Methylphenol	156.3	159.8	102.29	30-160
15 4-Methylphenol	312.5	158.3	50.65	30-160
16 N-Nitroso-di-n-pro	156.3	168.4	107.77	30-160
22 2,4-Dimethylphenol	156.3	172.5	110.43	30-160
26 1,2,4-Trichloroben	156.3	188.8	120.84	30-160
30 Hexachlorobutadien	156.3	196.2	125.57	30-160
50 Diethylphthalate	156.3	177.6	113.69	30-160
54 N-Nitrosodiphenyla	156.3	129.8	83.04	30-160
57 Hexachlorobenzene	156.3	180.5	115.54	30-160
58 Pentachlorophenol	156.3	165.0	105.63	30-160
67 Butylbenzylphthala	156.3	179.2	114.71	30-160
79 Dibenzo(a,h) anthra	156.3	198.4	126.97	30-160
90 N-Nitrosodimethyla	156.3	168.1	107.62	30-160

SURROGATE COMPOUND	CONC ADDED ug/Kg	CONC RECOVERED ug/Kg	% RECOVERED	LIMITS
\$ 1 2-Fluorophenol	234.4	0.000	*	30-160
\$ 2 Phenol-d5	234.4	11.36	4.85*	30-160
\$ 5 2-Chlorophenol-d4	234.4	0.000	*	30-160
\$ 10 1,2-Dichlorobenze	156.3	0.000	*	30-160
\$ 18 Nitrobenzene-d5	156.3	0.000	*	30-160
\$ 36 2-Fluorobiphenyl	156.3	0.000	*	30-160
\$ 55 2,4,6-Tribromophe	234.4	0.000	*	30-160
\$ 66 Terphenyl-d14	156.3	0.000	*	30-160

--	--	--	--	--

/chem3/nt2.i/20090511.b/ic051107.d



SEMIVOLATILE 8270-D CONTINUING CALIBRATION CHECK

Lab Name: ANALYTICAL RESOURCES, INC

Client: ESC

ARI Job No: PB35

Project: JELD-WEN NORD DOOR

Instrument ID: NT2

Cont. Calib. Date: 06/13/09

Init. Calib. Date: 05/11/09

Cont. Calib. Time: 1042

COMPOUND	CalAmt or ARF	CC Amt or RF	MIN RRF	CURVE TYPE	%D or Drift
Phenol	2.110	1.979	0.800	AVRG	-6.2
1,3-Dichlorobenzene	1.413	1.596	0.010	AVRG	13.0
1,4-Dichlorobenzene	1.465	1.427	0.010	AVRG	-2.6
1,2-Dichlorobenzene	1.320	1.383	0.010	AVRG	4.8
Benzyl alcohol	1.350	1.394	0.010	AVRG	3.2
2-Methylphenol	1.276	1.236	0.700	AVRG	-3.1
N-Nitroso-di-n-propylamine	1.220	1.254	0.500	AVRG	2.8
4-Methylphenol	1.305	1.233	0.600	AVRG	-5.5
2,4-Dimethylphenol	0.492	0.489	0.200	AVRG	-0.6
1,2,4-Trichlorobenzene	0.311	0.329	0.010	AVRG	5.8
Hexachlorobutadiene	0.162	0.161	0.010	AVRG	-0.6
Dimethylphthalate	1.496	1.516	0.010	AVRG	1.3
Diethylphthalate	1.525	1.591	0.010	AVRG	4.3
N-Nitrosodiphenylamine(1)	0.600	0.619	0.010	AVRG	3.2
Hexachlorobenzene	0.219	0.224	0.100	AVRG	2.3
Pentachlorophenol	0.134	0.134	0.050	AVRG	0.0
Butylbenzylphthalate	0.778	0.853	0.010	AVRG	9.6
Dibenzo(a,h)anthracene	0.929	1.034	0.400	AVRG	11.3
N-Nitrosodimethylamine	0.944	0.994	0.010	AVRG	5.3
2-Fluorophenol	1.195	1.105	0.010	AVRG	-7.5
Phenol-d5	1.582	1.490	0.010	AVRG	-5.8
2-Chlorophenol-d4	1.063	1.044	0.010	AVRG	-1.8
1,2-Dichlorobenzene-d4	0.760	0.801	0.010	AVRG	5.4
Nitrobenzene-d5	0.543	0.551	0.010	AVRG	1.5
2-Fluorobiphenyl	1.427	1.440	0.010	AVRG	0.9
2,4,6-Tribromophenol	0.095	0.100	0.010	AVRG	5.3
Terphenyl-d14	0.622	0.703	0.010	AVRG	13.0

(1) Cannot be separated from Diphenylamine

<- Exceeds QC limit of 20% D

* RF less than minimum RF

Analytical Resources, Inc.

Semivolatiles Report SW846 Method 8270D

Data file : /chem3/nt2.i/20090613.b/cc0613.d
 Lab Smp Id: CC0613
 Inj Date : 13-JUN-2009 10:42
 Operator : VTS
 Smp Info : CC0613
 Misc Info :
 Comment :
 Method : /chem3/nt2.i/20090613.b/SIMABN.m
 Meth Date : 13-Jun-2009 11:32 van
 Cal Date : 11-MAY-2009 13:57
 Als bottle: 2
 Dil Factor: 1.00000
 Integrator: HP RTE
 Target Version: 3.50
 Processing Host: cserv3

Inst ID: nt2.i
 Quant Type: ISTD
 Cal File: ic051104.d
 Continuing Calibration Sample
 Compound Sublist: wind.sub

Compounds	QUANT SIG			AMOUNTS			
	MASS	RT	EXP RT REL RT	RESPONSE	CAL-AMT (ug/mL)	ON-COL (ug/mL)	
\$ 1 2-Fluorophenol	112	5.714	5.714 (0.757)	141480	2.50000	2.313	
\$ 2 Phenol-d5	99	7.133	7.133 (0.945)	190770	2.50000	2.355	
3 Phenol	94	7.145	7.145 (0.946)	253312	2.50000	2.345	
\$ 5 2-Chlorophenol-d4	132	7.272	7.272 (0.963)	133573	2.50000	2.454	
7 1,3-Dichlorobenzene	146	7.498	7.498 (0.993)	204345	2.50000	2.824	
* 8 1,4-Dichlorobenzene-d4	152	7.550	7.550 (1.000)	102394	2.00000		
9 1,4-Dichlorobenzene	146	7.568	7.568 (1.002)	182702	2.50000	2.435	
\$ 10 1,2-Dichlorobenzene-d4	152	7.844	7.844 (1.039)	102538	2.50000	2.636	
11 Benzyl alcohol	79	7.810	7.810 (1.034)	892423	12.5000	12.92	
12 1,2-Dichlorobenzene	146	7.862	7.862 (1.041)	177075	2.50000	2.621	
13 2-Methylphenol	108	8.046	8.046 (1.066)	158273	2.50000	2.422	
15 4-Methylphenol	108	8.277	8.277 (1.096)	157820	2.50000	2.363	
16 N-Nitroso-di-n-propylamine	70	8.261	8.261 (1.094)	160561	2.50000	2.570	
\$ 18 Nitrobenzene-d5	82	8.446	8.446 (0.885)	220285	2.50000	2.538	
22 2,4-Dimethylphenol	107	9.081	9.081 (0.952)	195665	2.50000	2.490	
26 1,2,4-Trichlorobenzene	180	9.485	9.485 (0.994)	131700	2.50000	2.647	
* 27 Naphthalene-d8	136	9.542	9.542 (1.000)	319796	2.00000		
30 Hexachlorobutadiene	225	9.888	9.888 (1.036)	64494	2.50000	2.490	
\$ 36 2-Fluorobiphenyl	172	11.320	11.320 (0.915)	302367	2.50000	2.523	
39 Dimethylphthalate	163	12.047	12.047 (0.973)	318315	2.50000	2.534	
* 42 Acenaphthene-d10	162	12.376	12.376 (1.000)	167970	2.00000		
50 Diethylphthalate	149	13.192	13.192 (1.066)	334077	2.50000	2.609	
54 N-Nitrosodiphenylamine	169	13.470	13.470 (0.914)	210225	2.50000	2.576	
\$ 55 2,4,6-Tribromophenol	330	13.667	13.667 (0.927)	33819	2.50000	2.632	
57 Hexachlorobenzene	284	14.275	14.275 (0.969)	75974	2.50000	2.555	
58 Pentachlorophenol	266	14.567	14.567 (0.988)	228351	12.5000	12.49	

Compounds	QUANT SIG		AMOUNTS				
	MASS	RT	EXP RT	REL RT	RESPONSE	CAL-AMT (ug/mL)	ON-COL (ug/mL)
=====	=====	==	=====	=====	=====	=====	=====
* 59 Phenanthrene-d10	188	14.736	14.736	(1.000)	271842	2.00000	
\$ 66 Terphenyl-d14	244	17.382	17.382	(0.913)	186252	2.50000	2.825
67 Butylbenzylphthalate	149	18.249	18.249	(0.959)	225980	2.50000	2.741
* 69 Chrysene-d12	240	19.036	19.036	(1.000)	211966	2.00000	
* 77 Perylene-d12	264	21.175	21.175	(1.000)	169442	2.00000	
79 Dibenzo(a,h)anthracene	278	22.683	22.683	(1.071)	219095	2.50000	2.784
90 N-Nitrosodimethylamine	74	3.500	3.500	(0.464)	127212	2.50000	2.632

US
6.13.2009

Analytical Resources, Inc.

INTERNAL STANDARD COMPOUNDS
 AREA AND RT SUMMARY

Instrument ID: nt2.i
 Lab File ID: cc0613.d
 Lab Smp Id: CC0613
 Analysis Type: SV
 Quant Type: ISTD
 Operator: VTS
 Method File: /chem3/nt2.i/20090613.b/SIMABN.m
 Misc Info:

Calibration Date: 13-JUN-2009
 Calibration Time: 09:41

Level:
 Sample Type:

Test Mode:
 Use Initial Calibration Level 4.

COMPOUND	STANDARD	AREA LIMIT		SAMPLE	%DIFF
		LOWER	UPPER		
8 1,4-Dichlorobenze	119785	59892	239570	102394	-14.52
27 Naphthalene-d8	372217	186108	744434	319796	-14.08
42 Acenaphthene-d10	182713	91356	365426	167970	-8.07
59 Phenanthrene-d10	286879	143440	573758	271842	-5.24
69 Chrysene-d12	251912	125956	503824	211966	-15.86
77 Perylene-d12	231524	115762	463048	169442	-26.81

COMPOUND	STANDARD	RT LIMIT		SAMPLE	%DIFF
		LOWER	UPPER		
8 1,4-Dichlorobenze	7.55	7.05	8.05	7.55	0.00
27 Naphthalene-d8	9.54	9.04	10.04	9.54	0.00
42 Acenaphthene-d10	12.38	11.88	12.88	12.38	0.00
59 Phenanthrene-d10	14.74	14.24	15.24	14.74	0.00
69 Chrysene-d12	19.04	18.54	19.54	19.04	0.00
77 Perylene-d12	21.18	20.68	21.68	21.18	0.00

AREA UPPER LIMIT = +100% of internal standard area.
 AREA LOWER LIMIT = - 50% of internal standard area.
 RT UPPER LIMIT = + 0.50 minutes of internal standard RT.
 RT LOWER LIMIT = - 0.50 minutes of internal standard RT.

Analytical Resources, Inc.

CONTINUING CALIBRATION COMPOUNDS

Instrument ID: nt2.i Injection Date: 13-JUN-2009 10:42
 Lab File ID: cc0613.d Init. Cal. Date(s): 11-MAY-2009 11-MAY-2009
 Analysis Type: Init. Cal. Times: 12:17 15:06
 Lab Sample ID: CC0613 Quant Type: ISTD
 Method: /chem3/nt2.i/20090613.b/SIMABN.m

COMPOUND	_____		MIN		MAX		CURVE TYPE
	RRF / AMOUNT	RF2	RRF	%D / %DRIFT	%D / %DRIFT		
\$ 1 2-Fluorophenol	1.19489	1.10537	0.010	-7.49164	20.00000	Averaged	
\$ 2 Phenol-d5	1.58220	1.49047	0.010	-5.79743	20.00000	Averaged	
3 Phenol	2.11010	1.97911	0.010	-6.20811	20.00000	Averaged	
\$ 5 2-Chlorophenol-d4	1.06328	1.04360	0.010	-1.85098	20.00000	Averaged	
7 1,3-Dichlorobenzene	1.41315	1.59653	0.010	12.97645	20.00000	Averaged	
9 1,4-Dichlorobenzene	1.46539	1.42744	0.010	-2.58975	20.00000	Averaged	
\$ 10 1,2-Dichlorobenzene-d4	0.75984	0.80113	0.010	5.43374	20.00000	Averaged	
11 Benzyl alcohol	1.34957	1.39449	0.010	3.32838	20.00000	Averaged	
12 1,2-Dichlorobenzene	1.31959	1.38348	0.010	4.84134	20.00000	Averaged	
13 2-Methylphenol	1.27618	1.23657	0.010	-3.10360	20.00000	Averaged	
15 4-Methylphenol	1.30478	1.23304	0.010	-5.49834	20.00000	Averaged	
16 N-Nitroso-di-n-propylamine	1.22051	1.25445	0.050	2.78117	20.00000	Averaged	
\$ 18 Nitrobenzene-d5	0.54291	0.55106	0.010	1.50152	20.00000	Averaged	
22 2,4-Dimethylphenol	0.49150	0.48948	0.010	-0.41135	20.00000	Averaged	
26 1,2,4-Trichlorobenzene	0.31115	0.32946	0.010	5.88609	20.00000	Averaged	
30 Hexachlorobutadiene	0.16199	0.16134	0.010	-0.40171	20.00000	Averaged	
\$ 36 2-Fluorobiphenyl	1.42681	1.44010	0.010	0.93094	20.00000	Averaged	
39 Dimethylphthalate	1.49596	1.51605	0.010	1.34296	20.00000	Averaged	
50 Diethylphthalate	1.52467	1.59112	0.010	4.35834	20.00000	Averaged	
54 N-Nitrosodiphenylamine	0.60044	0.61867	0.010	3.03599	20.00000	Averaged	
\$ 55 2,4,6-Tribromophenol	0.09454	0.09953	0.010	5.27246	20.00000	Averaged	
57 Hexachlorobenzene	0.21873	0.22358	0.010	2.21916	20.00000	Averaged	
58 Pentachlorophenol	0.13452	0.13440	0.005	-0.08693	20.00000	Averaged	
\$ 66 Terphenyl-d14	0.62214	0.70295	0.010	12.98863	20.00000	Averaged	
67 Butylbenzylphthalate	0.77797	0.85289	0.010	9.63077	20.00000	Averaged	
79 Dibenzo(a,h)anthracene	0.92895	1.03443	0.010	11.35435	20.00000	Averaged	
90 N-Nitrosodimethylamine	0.94401	0.99390	0.010	5.28521	20.00000	Averaged	

Data File: /chem3/nt2.i/20090613.b/cc0613.d
Date : 13-JUN-2009 10:42

Client ID:

Sample Info: CC0613

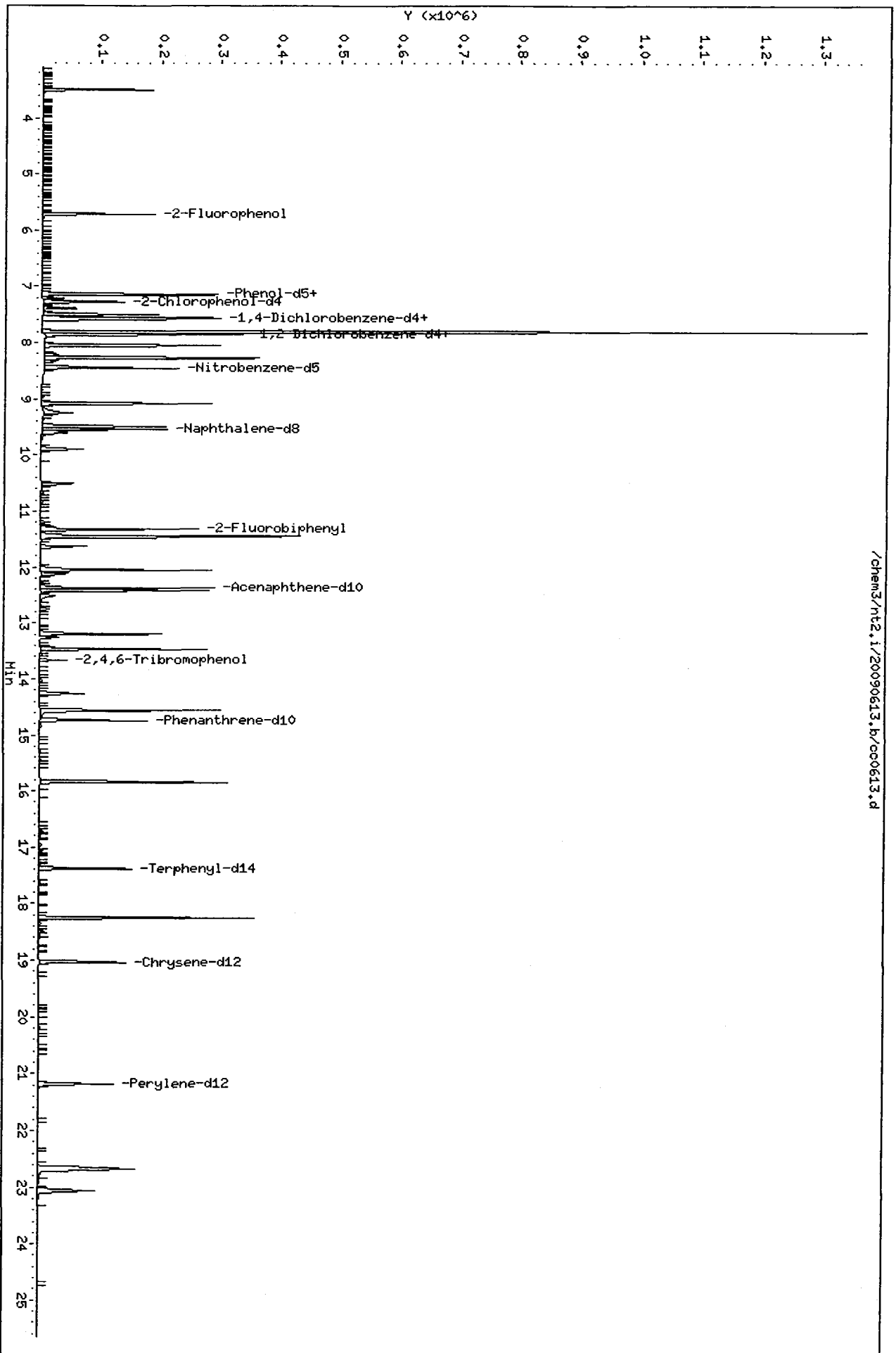
Column phase: ZB-5

Instrument: nt2.i

Operator: VTS

Column diameter: 0.32

/chem3/nt2.i/20090613.b/cc0613.d



SEMIVOLATILE 8270-D CONTINUING CALIBRATION CHECK

Lab Name: ANALYTICAL RESOURCES, INC

Client: ESC

ARI Job No: PB35

Project: JELD-WEN NORD DOOR

Instrument ID: NT2

Cont. Calib. Date: 06/15/09

Init. Calib. Date: 05/11/09

Cont. Calib. Time: 1215

COMPOUND	CalAmt or ARF	CC Amt or RF	MIN RRF	CURVE TYPE	%D or Drift
Phenol	2.110	1.981	0.800	AVRG	-6.1
1,3-Dichlorobenzene	1.413	1.454	0.010	AVRG	2.9
1,4-Dichlorobenzene	1.465	1.427	0.010	AVRG	-2.6
1,2-Dichlorobenzene	1.320	1.429	0.010	AVRG	8.2
Benzyl alcohol	1.350	1.203	0.010	AVRG	-10.9
2-Methylphenol	1.276	1.336	0.700	AVRG	4.7
N-Nitroso-di-n-propylamine	1.220	1.291	0.500	AVRG	5.8
4-Methylphenol	1.305	1.308	0.600	AVRG	0.2
2,4-Dimethylphenol	0.492	0.536	0.200	AVRG	8.9
1,2,4-Trichlorobenzene	0.311	0.354	0.010	AVRG	13.8
Hexachlorobutadiene	0.162	0.181	0.010	AVRG	11.7
Dimethylphthalate	1.496	1.524	0.010	AVRG	1.9
Diethylphthalate	1.525	1.625	0.010	AVRG	6.6
N-Nitrosodiphenylamine(1)	0.600	0.600	0.010	AVRG	0.0
Hexachlorobenzene	0.219	0.215	0.100	AVRG	-1.8
Pentachlorophenol	0.134	0.141	0.050	AVRG	5.2
Butylbenzylphthalate	0.778	0.781	0.010	AVRG	0.4
Dibenzo(a,h)anthracene	0.929	0.880	0.400	AVRG	-5.3
N-Nitrosodimethylamine	0.944	1.031	0.010	AVRG	9.2
2-Fluorophenol	1.195	1.228	0.010	AVRG	2.8
Phenol-d5	1.582	1.650	0.010	AVRG	4.3
2-Chlorophenol-d4	1.063	1.119	0.010	AVRG	5.3
1,2-Dichlorobenzene-d4	0.760	0.825	0.010	AVRG	8.6
Nitrobenzene-d5	0.543	0.578	0.010	AVRG	6.4
2-Fluorobiphenyl	1.427	1.504	0.010	AVRG	5.4
2,4,6-Tribromophenol	0.095	0.096	0.010	AVRG	1.0
Terphenyl-d14	0.622	0.669	0.010	AVRG	7.6

(1) Cannot be separated from Diphenylamine
 <- Exceeds QC limit of 20% D
 * RF less than minimum RF

Analytical Resources, Inc.

CONTINUING CALIBRATION COMPOUNDS

Instrument ID: nt2.i Injection Date: 15-JUN-2009 12:15
 Lab File ID: cc0615.d Init. Cal. Date(s): 11-MAY-2009 11-MAY-2009
 Analysis Type: SOIL Init. Cal. Times: 12:17 15:06
 Lab Sample ID: ABN 2.5 Quant Type: ISTD
 Method: /chem3/nt2.i/20090615.b/SIMABN.m

COMPOUND	RRF / AMOUNT	RF2	MIN		MAX		CURVE TYPE
			RRF	%D / %DRIFT	%D / %DRIFT		
\$ 1 2-Fluorophenol	1.19489	1.22854	0.010	2.81574	20.00000		Averaged
\$ 2 Phenol-d5	1.58220	1.64991	0.010	4.27932	20.00000		Averaged
3 Phenol	2.11010	1.98079	0.010	-6.12816	20.00000		Averaged
\$ 5 2-Chlorophenol-d4	1.06328	1.11905	0.010	5.24504	20.00000		Averaged
7 1,3-Dichlorobenzene	1.41315	1.45398	0.010	2.88923	20.00000		Averaged
9 1,4-Dichlorobenzene	1.46539	1.42746	0.010	-2.58823	20.00000		Averaged
\$ 10 1,2-Dichlorobenzene-d4	0.75984	0.82525	0.010	8.60819	20.00000		Averaged
11 Benzyl alcohol	1.34957	1.20323	0.010	-10.84291	20.00000		Averaged
12 1,2-Dichlorobenzene	1.31959	1.42885	0.010	8.27998	20.00000		Averaged
13 2-Methylphenol	1.27618	1.33614	0.010	4.69842	20.00000		Averaged
15 4-Methylphenol	1.30478	1.30835	0.010	0.27353	20.00000		Averaged
16 N-Nitroso-di-n-propylamine	1.22051	1.29098	0.050	5.77434	20.00000		Averaged
\$ 18 Nitrobenzene-d5	0.54291	0.57787	0.010	6.43882	20.00000		Averaged
22 2,4-Dimethylphenol	0.49150	0.53637	0.010	9.13055	20.00000		Averaged
26 1,2,4-Trichlorobenzene	0.31115	0.35410	0.010	13.80407	20.00000		Averaged
30 Hexachlorobutadiene	0.16199	0.18099	0.010	11.72858	20.00000		Averaged
\$ 36 2-Fluorobiphenyl	1.42681	1.50398	0.010	5.40844	20.00000		Averaged
39 Dimethylphthalate	1.49596	1.52409	0.010	1.88021	20.00000		Averaged
50 Diethylphthalate	1.52467	1.62547	0.010	6.61111	20.00000		Averaged
54 N-Nitrosodiphenylamine	0.60044	0.60029	0.010	-0.02512	20.00000		Averaged
\$ 55 2,4,6-Tribromophenol	0.09454	0.09621	0.010	1.76532	20.00000		Averaged
57 Hexachlorobenzene	0.21873	0.21541	0.010	-1.51604	20.00000		Averaged
58 Pentachlorophenol	0.13452	0.14069	0.005	4.58679	20.00000		Averaged
\$ 66 Terphenyl-d14	0.62214	0.66879	0.010	7.49820	20.00000		Averaged
67 Butylbenzylphthalate	0.77797	0.78093	0.010	0.38147	20.00000		Averaged
79 Dibenzo(a,h)anthracene	0.92895	0.88012	0.010	-5.25690	20.00000		Averaged
90 N-Nitrosodimethylamine	0.94401	1.03092	0.010	9.20638	20.00000		Averaged

Analytical Resources, Inc.

Semivolatle Report SW846 Method 8270D

Data file : /chem3/nt2.i/20090615.b/cc0615.d
 Lab Smp Id: ABN 2.5
 Inj Date : 15-JUN-2009 12:15
 Operator : VTS
 Smp Info : ABN 2.5
 Misc Info :
 Comment :
 Method : /chem3/nt2.i/20090615.b/SIMABN.m
 Meth Date : 15-Jun-2009 13:35 peter
 Cal Date : 11-MAY-2009 13:57
 Als bottle: 1
 Dil Factor: 1.00000
 Integrator: HP RTE
 Target Version: 3.50

Inst ID: nt2.i
 Quant Type: ISTD
 Cal File: ic051104.d
 Continuing Calibration Sample
 Compound Sublist: wind.sub

Concentration Formula: Amt * DF * Vt / (Ws * (100 - M) / 100) * CpndVariable

Name	Value	Description
DF	1.00000	Dilution Factor
Vt	1000.00000	Volume of final extract (uL)
Ws	16.00000	Weight of sample extracted (g)
M	0.00000	% Moisture

Cpnd Variable

Local Compound Variable

Compounds	QUANT SIG	RT	EXP RT	REL RT	RESPONSE	AMOUNTS	
						CAL-AMT (ug/mL)	ON-COL (ug/mL)
\$ 1 2-Fluorophenol	112	5.639	5.639	(0.755)	196273	2.50000	2.570
\$ 2 Phenol-d5	99	7.054	7.054	(0.945)	263592	2.50000	2.607
3 Phenol	94	7.077	7.077	(0.948)	316456	2.50000	2.347
\$ 5 2-Chlorophenol-d4	132	7.192	7.192	(0.963)	178782	2.50000	2.631
7 1,3-Dichlorobenzene	146	7.415	7.415	(0.993)	232291	2.50000	2.572
* 8 1,4-Dichlorobenzene-d4	152	7.467	7.467	(1.000)	127809	2.00000	
9 1,4-Dichlorobenzene	146	7.484	7.484	(1.002)	228054	2.50000	2.435
\$ 10 1,2-Dichlorobenzene-d4	152	7.761	7.761	(1.039)	131843	2.50000	2.715
11 Benzyl alcohol	79	7.727	7.727	(1.035)	961158	12.50000	11.14
12 1,2-Dichlorobenzene	146	7.779	7.779	(1.042)	228276	2.50000	2.707
13 2-Methylphenol	108	7.976	7.976	(1.068)	213465	2.50000	2.617
15 4-Methylphenol	108	8.191	8.191	(1.097)	209024	2.50000	2.507
16 N-Nitroso-di-n-propylamine	70	8.191	8.191	(1.097)	206250	2.50000	2.644
\$ 18 Nitrobenzene-d5	82	8.361	8.361	(0.884)	278876	2.50000	2.661
22 2,4-Dimethylphenol	107	9.002	9.002	(0.951)	258850	2.50000	2.728

Compounds	QUANT SIG				RESPONSE	AMOUNTS	
	MASS	RT	EXP RT	REL RT		CAL-AMT (ug/mL)	ON-COL (ug/mL)
26 1,2,4-Trichlorobenzene	180	9.405	9.405	(0.994)	170885	2.50000	2.845
* 27 Naphthalene-d8	136	9.463	9.463	(1.000)	386074	2.00000	
30 Hexachlorobutadiene	225	9.808	9.808	(1.037)	87344	2.50000	2.793
\$ 36 2-Fluorobiphenyl	172	11.241	11.241	(0.914)	373224	2.50000	2.635
39 Dimethylphthalate	163	11.967	11.967	(0.973)	378213	2.50000	2.547
* 42 Acenaphthene-d10	162	12.296	12.296	(1.000)	198525	2.00000	
50 Diethylphthalate	149	13.109	13.109	(1.066)	403372	2.50000	2.665
54 N-Nitrosodiphenylamine	169	13.387	13.387	(0.914)	253297	2.50000	2.499
\$ 55 2,4,6-Tribromophenol	330	13.572	13.572	(0.927)	40596	2.50000	2.544
57 Hexachlorobenzene	284	14.183	14.183	(0.968)	90895	2.50000	2.462
58 Pentachlorophenol	266	14.475	14.475	(0.988)	296825	12.50000	13.07
* 59 Phenanthrene-d10	188	14.645	14.645	(1.000)	337566	2.00000	
\$ 66 Terphenyl-d14	244	17.285	17.285	(0.913)	239086	2.50000	2.687
67 Butylbenzylphthalate	149	18.164	18.164	(0.960)	279176	2.50000	2.510
* 69 Chrysene-d12	240	18.929	18.929	(1.000)	285992	2.00000	
* 77 Perylene-d12	264	21.084	21.084	(1.000)	233429	2.00000	
79 Dibenzo(a,h)anthracene	278	22.561	22.561	(1.070)	256807	2.50000	2.369
90 N-Nitrosodimethylamine	74	3.408	3.408	(0.456)	164702	2.50000	2.730

Analytical Resources, Inc.

INTERNAL STANDARD COMPOUNDS
 AREA AND RT SUMMARY

Instrument ID: nt2.i
 Lab File ID: cc0615.d
 Lab Smp Id: ABN 2.5
 Analysis Type: SV
 Quant Type: ISTD
 Operator: VTS
 Method File: /chem3/nt2.i/20090615.b/SIMABN.m
 Misc Info:

Calibration Date: 15-JUN-2009
 Calibration Time: 11:41
 Level: LOW
 Sample Type: SOIL

Test Mode:
 Use Initial Calibration Level 4.

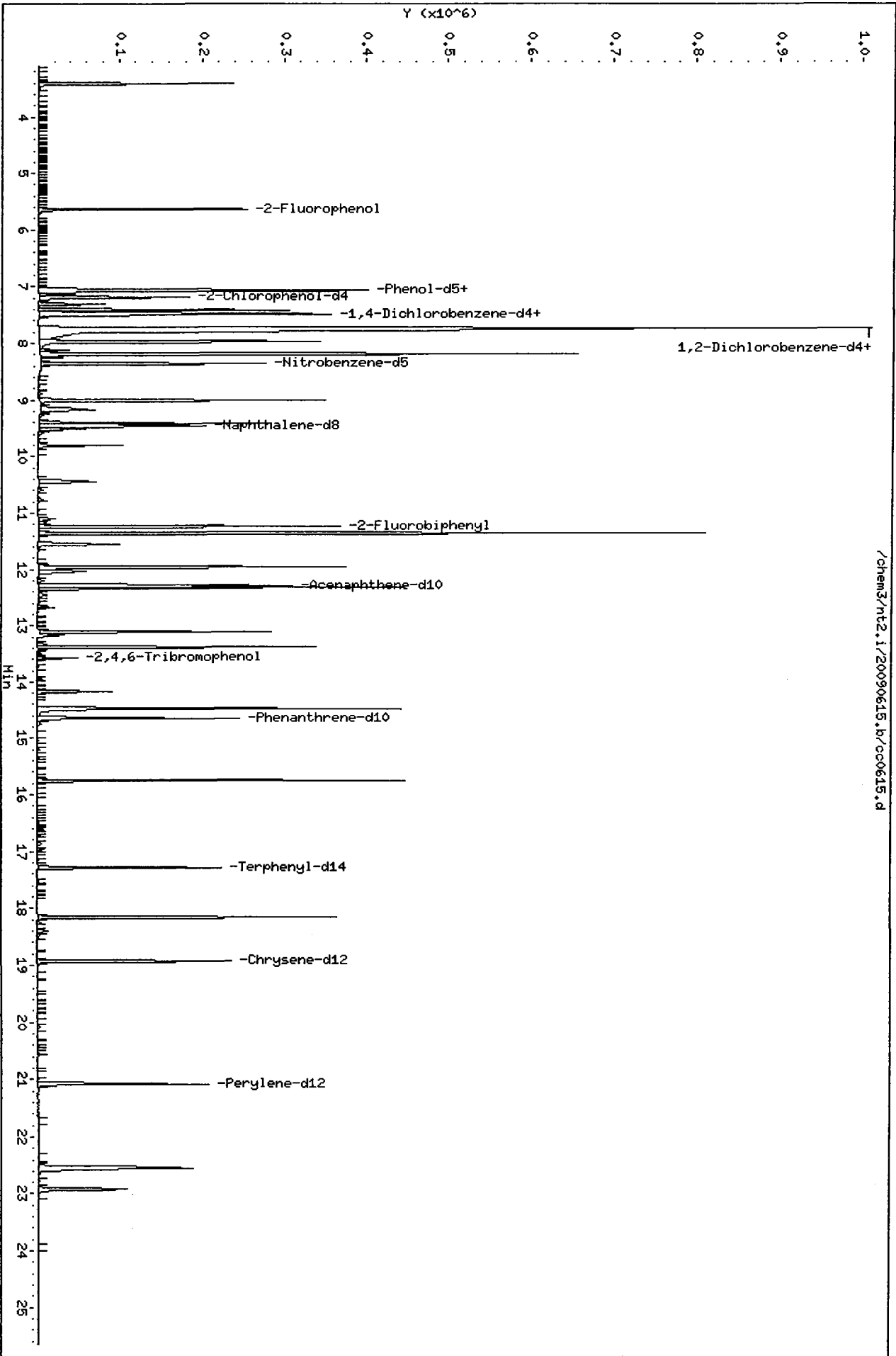
COMPOUND	STANDARD	AREA LIMIT		SAMPLE	%DIFF
		LOWER	UPPER		
8 1,4-Dichlorobenze	119785	59892	239570	127809	6.70
27 Naphthalene-d8	372217	186108	744434	386074	3.72
42 Acenaphthene-d10	182713	91356	365426	198525	8.65
59 Phenanthrene-d10	286879	143440	573758	337566	17.67
69 Chrysene-d12	251912	125956	503824	285992	13.53
77 Perylene-d12	231524	115762	463048	233429	0.82

COMPOUND	STANDARD	RT LIMIT		SAMPLE	%DIFF
		LOWER	UPPER		
8 1,4-Dichlorobenze	7.47	6.97	7.97	7.47	0.00
27 Naphthalene-d8	9.46	8.96	9.96	9.46	0.00
42 Acenaphthene-d10	12.30	11.80	12.80	12.30	0.00
59 Phenanthrene-d10	14.64	14.14	15.14	14.64	0.00
69 Chrysene-d12	18.93	18.43	19.43	18.93	0.00
77 Perylene-d12	21.08	20.58	21.58	21.08	0.00

AREA UPPER LIMIT = +100% of internal standard area.
 AREA LOWER LIMIT = - 50% of internal standard area.
 RT UPPER LIMIT = + 0.50 minutes of internal standard RT.
 RT LOWER LIMIT = - 0.50 minutes of internal standard RT.

Client ID:
Sample Info: ABN 2.5
Volume Injected (uL): 2.0
Column phase: ZB-5

Instrument: nt2.i
Operator: VTS
Column diameter: 0.32



SIM Semivolatile Analysis
QC Raw Data

prepared
for

ENVIROMENTAL SCIENCE CORP.

Project: JELD-WEN NORD DOOR

ARI JOB NO: PB35

prepared
by

Analytical Resources, Inc.

Date : 11-MAY-2009 11:13

Client ID:

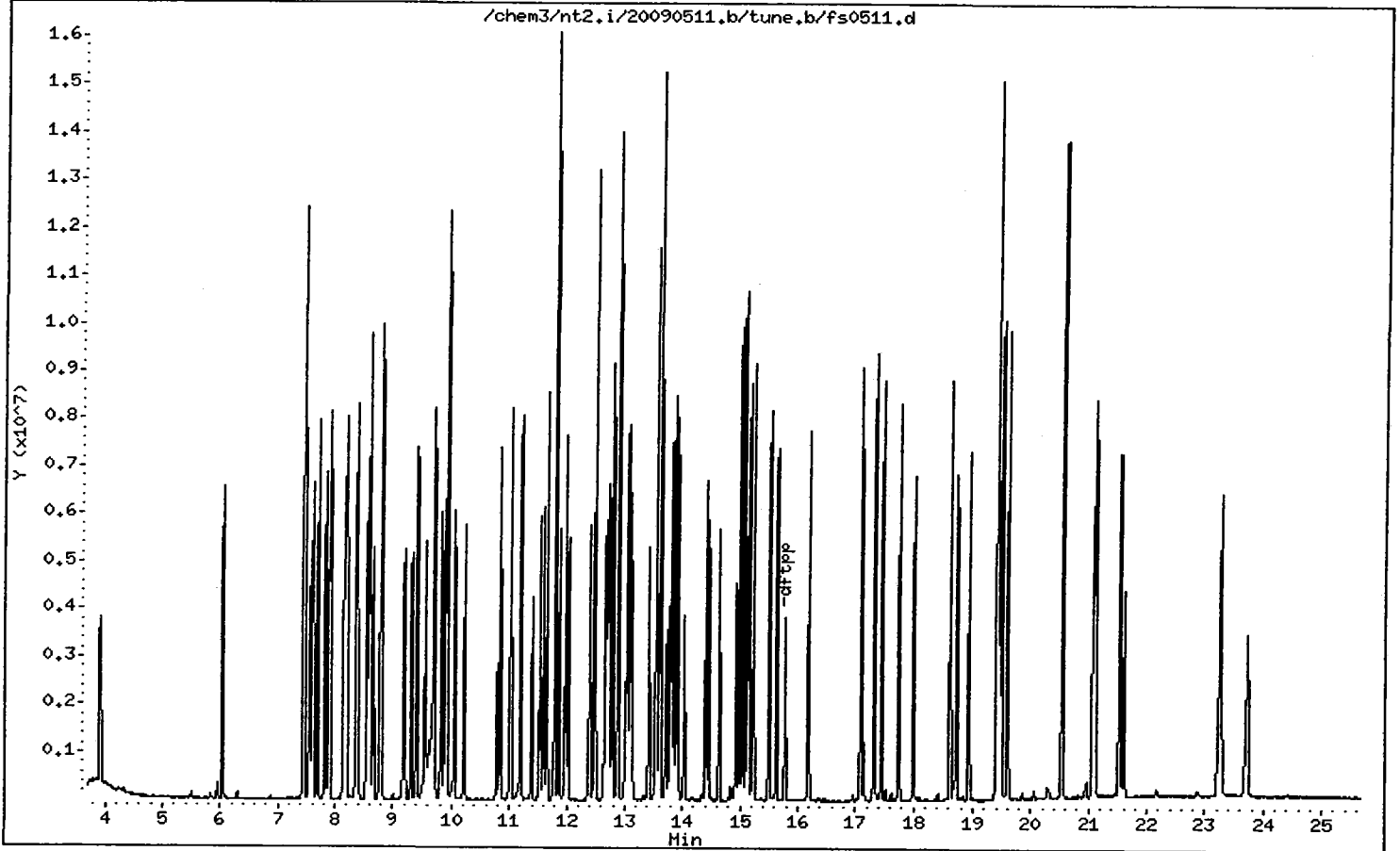
Instrument: nt2.i

Sample Info: ABN 25

Operator: VTS

Column phase:

Column diameter: 0.25



Date : 11-MAY-2009 11:13

Client ID:

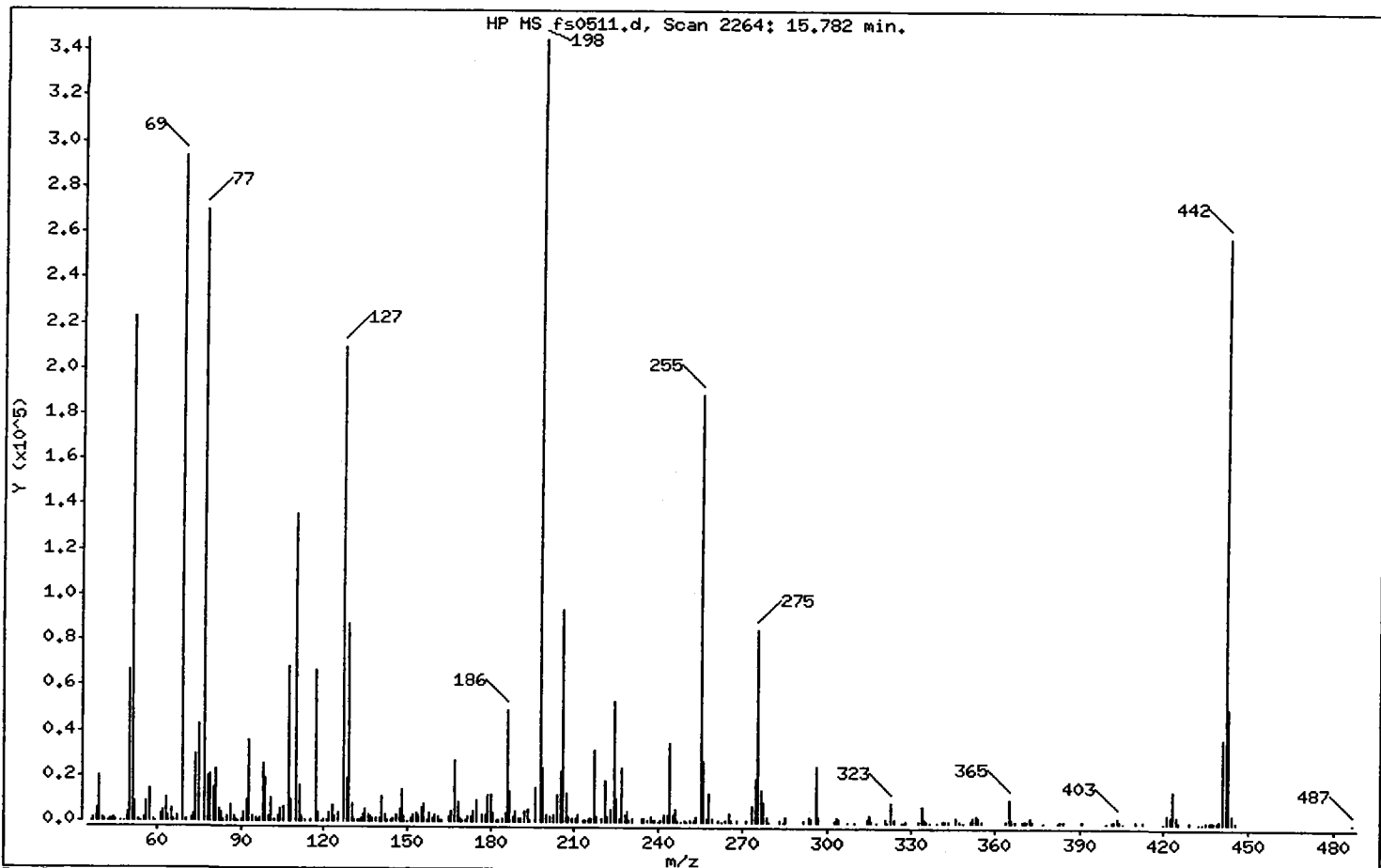
Instrument: nt2.i

Sample Info: ABN 25

Operator: VTS

Column phase:
1 dftpp

Column diameter: 0.25



m/e	ION ABUNDANCE CRITERIA	% RELATIVE ABUNDANCE
198	Base Peak, 100% relative abundance	100.00
51	30.00 - 80.00% of mass 198	64.58
68	Less than 2.00% of mass 69	0.00 (0.00)
69	Mass 69 relative abundance	85.08
70	Less than 2.00% of mass 69	0.17 (0.20)
127	25.00 - 75.00% of mass 198	60.74
197	Less than 1.00% of mass 198	0.00
199	5.00 - 9.00% of mass 198	6.82
275	10.00 - 30.00% of mass 198	24.57
365	Greater than 0.75% of mass 198	3.03
441	Present, but less than mass 443	10.81
442	40.00 - 110.00% of mass 198	74.90
443	15.00 - 24.00% of mass 442	14.66 (19.57)

Date : 11-MAY-2009 11:13

Client ID:

Instrument: nt2.i

Sample Info: ABN 25

Operator: VTS

Column phase:

Column diameter: 0.25

Data File: fs0511.d

Spectrum: HP MS fs0511.d, Scan 2264: 15.782 min.

Location of Maximum: 198.00

Number of points: 308

m/z	Y	m/z	Y	m/z	Y	m/z	Y
35.90	242	121.10	553	202.90	3201	306.90	230
36.40	352	122.00	4019	204.10	11881	310.00	393
37.10	1858	123.00	6946	205.00	21960	314.20	1504
38.00	5783	124.00	2194	206.10	93448	315.00	2812
39.10	19680	125.00	4011	207.00	12521	316.00	684
40.00	1583	127.10	209536	207.90	2292	317.90	304
41.00	1187	128.00	19352	208.90	1202	320.90	1406
42.20	259	129.10	87392	210.30	1892	321.90	323
42.70	725	130.10	7806	211.00	3361	323.10	8511
43.20	425	131.00	1157	213.20	645	324.10	1709
44.20	1266	132.00	742	213.90	488	326.80	375
45.00	594	133.20	815	215.10	1681	327.40	270
46.90	357	133.70	1525	215.90	1368	328.10	629
48.20	306	134.30	3102	217.00	31456	332.70	812
49.10	3623	135.10	5870	218.00	2130	334.00	6757
50.10	66736	136.20	2885	220.00	1308	334.90	1278
51.10	222784	137.10	2508	221.10	18208	335.70	758
52.00	8783	137.80	1323	221.90	2747	337.00	356
53.10	1059	139.00	1942	223.00	5668	339.70	300
54.20	394	140.20	1802	224.10	53440	341.20	532
55.20	1861	141.10	10708	224.90	10055	341.80	605
56.00	8652	142.10	3304	226.00	1917	343.20	473
57.10	14587	143.00	1002	227.10	23504	345.90	2675
58.30	952	144.10	715	228.00	3170	347.10	555
59.00	384	144.90	1312	229.00	5011	348.50	254
61.00	3229	146.00	3225	229.90	424	351.00	477
62.00	4706	147.10	5754	231.10	1547	352.00	2426
63.00	10162	148.00	14243	234.00	1789	353.00	3168
64.10	2231	149.00	2575	235.00	1817	354.00	2298
65.10	5657	149.90	252	236.00	984	355.10	549
66.10	496	151.10	1611	237.20	2278	364.10	1078
67.10	2408	151.90	3027	238.40	498	365.00	10441
69.00	293504	153.00	3988	239.10	704	366.00	1307
70.60	595	154.00	2990	239.80	329	366.80	402
72.50	1340	155.10	6251	241.00	793	369.70	572

Date : 11-MAY-2009 11:13

Client ID:

Instrument: nt2.i

Sample Info: ABN 25

Operator: VTS

Column phase:

Column diameter: 0.25

Data File: fs0511.d

Spectrum: HP MS fs0511.d, Scan 2264: 15.782 min.

Location of Maximum: 198.00

Number of points: 308

m/z	Y	m/z	Y	m/z	Y	m/z	Y
73.20	3309	156.10	8249	242.00	3325	370.60	501
74.00	29480	157.00	881	243.10	2867	371.00	742
75.00	42800	157.90	3733	244.00	34672	372.20	2723
77.10	269376	159.00	1922	245.10	3337	372.90	1094
78.00	20152	160.00	2860	246.10	5823	377.00	233
79.00	20832	161.00	2602	246.90	1150	382.50	274
80.00	15055	162.10	778	248.30	211	383.00	797
81.00	22800	162.80	1166	249.10	971	384.00	485
82.10	5194	165.00	2653	249.80	346	391.00	519
83.10	3707	166.00	4432	251.20	576	399.60	262
83.80	704	167.00	26640	251.60	448	401.10	437
85.10	2690	168.10	9100	252.60	595	401.90	515
86.00	7062	169.00	1776	253.40	2034	403.00	2570
87.20	2143	169.90	402	255.00	188928	403.80	446
87.90	783	171.00	613	256.00	26624	405.00	209
89.10	355	171.80	2535	257.20	1607	409.70	424
90.20	743	173.00	2547	258.00	12406	412.50	444
91.00	4234	174.00	5047	259.10	1855	419.70	299
92.10	9310	175.10	9293	261.10	561	421.00	4053
93.00	35680	177.10	3415	262.80	261	422.10	2941
93.90	2242	178.00	2858	263.80	470	423.00	14019
95.10	1543	179.00	12009	265.00	3931	424.10	2915
95.90	1102	180.10	11734	265.90	1007	425.10	567
96.80	1266	181.10	4010	267.80	810	429.20	520
98.00	25328	182.10	645	271.10	609	432.20	374
99.00	19152	182.70	779	273.00	7034	433.60	333
100.10	2235	184.10	1233	274.00	19304	435.00	903
101.00	10399	185.30	4308	275.00	84752	436.10	597
101.80	944	186.00	49320	276.00	14307	436.60	473
103.20	2351	187.10	13363	277.10	8742	437.40	743
104.00	5600	188.10	2534	278.00	2304	437.60	735
105.10	6596	189.00	4808	279.10	317	438.70	1007
107.10	68416	189.90	1292	283.00	990	439.60	1363
108.10	9502	190.80	1475	284.10	311	441.00	37280
110.00	136000	191.00	1404	285.00	2358	442.10	258368

Date : 11-MAY-2009 11:13

Client ID:

Instrument: nt2.i

Sample Info: ABN 25

Operator: VTS

Column phase:

Column diameter: 0.25

Data File: fs0511.d

Spectrum: HP MS fs0511.d, Scan 2264: 15.782 min.

Location of Maximum: 198.00

Number of points: 308

m/z	Y	m/z	Y	m/z	Y	m/z	Y
111.10	16060	192.00	5118	291.20	566	443.00	50560
112.10	2251	193.10	5630	293.10	2154	444.10	4069
112.90	944	194.00	1035	294.00	1373	445.10	745
115.20	439	196.00	14839	296.00	24712	487.10	235
117.00	66424	198.00	344960	297.00	2289		
118.00	4143	199.00	23528	302.50	979		
118.80	369	200.10	2820	303.00	2399		
120.00	515	201.40	2046	304.00	1871		

Analytical Resources Inc.
ABN by sw846 8270C
DDT Breakdown Report

Data file: /chem3/nt2.i/20090511.b/ddt.b/fs0511.d ARI ID:
Method: /chem3/nt2.i/20090511.b/ddt.b/sw846ddt.m Misc:
Analysis Date: 11-MAY-2009 11:13 Instrument: nt2.i

COMPOUND	RT	AREA
Pentachlorophenol	14.938	657375
Benzidine	17.326	1322709
4,4'-DDE	----	----
4,4'-DDD	----	----
4,4'-DDT	18.725	1633024

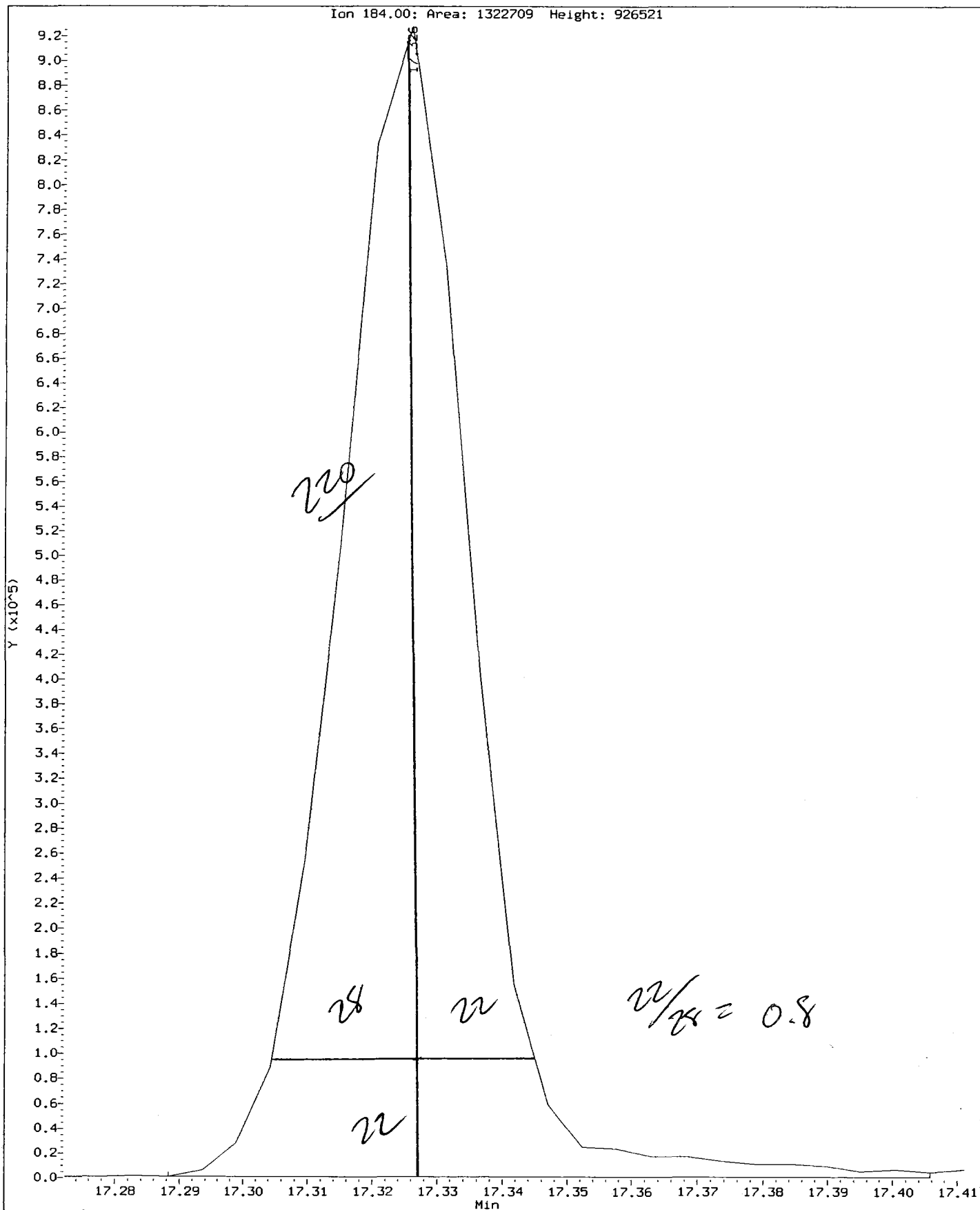
$$\text{DDT Percent Breakdown} = \frac{(\text{DDE Area} + \text{DDD Area}) * 100}{(\text{DDE Area} + \text{DDD Area} + \text{DDT Area})}$$

$$\text{DDT Percent Breakdown} = \frac{(0 + 0) * 100}{(0 + 0 + 1633024)}$$

DDT Percent Breakdown = 0.0 %

Data File: /chem3/nt2.i/20090511.b/ddt.b/fs0511.d
Injection Date: 11-MAY-2009 11:13
Instrument: nt2.i
Client Sample ID:

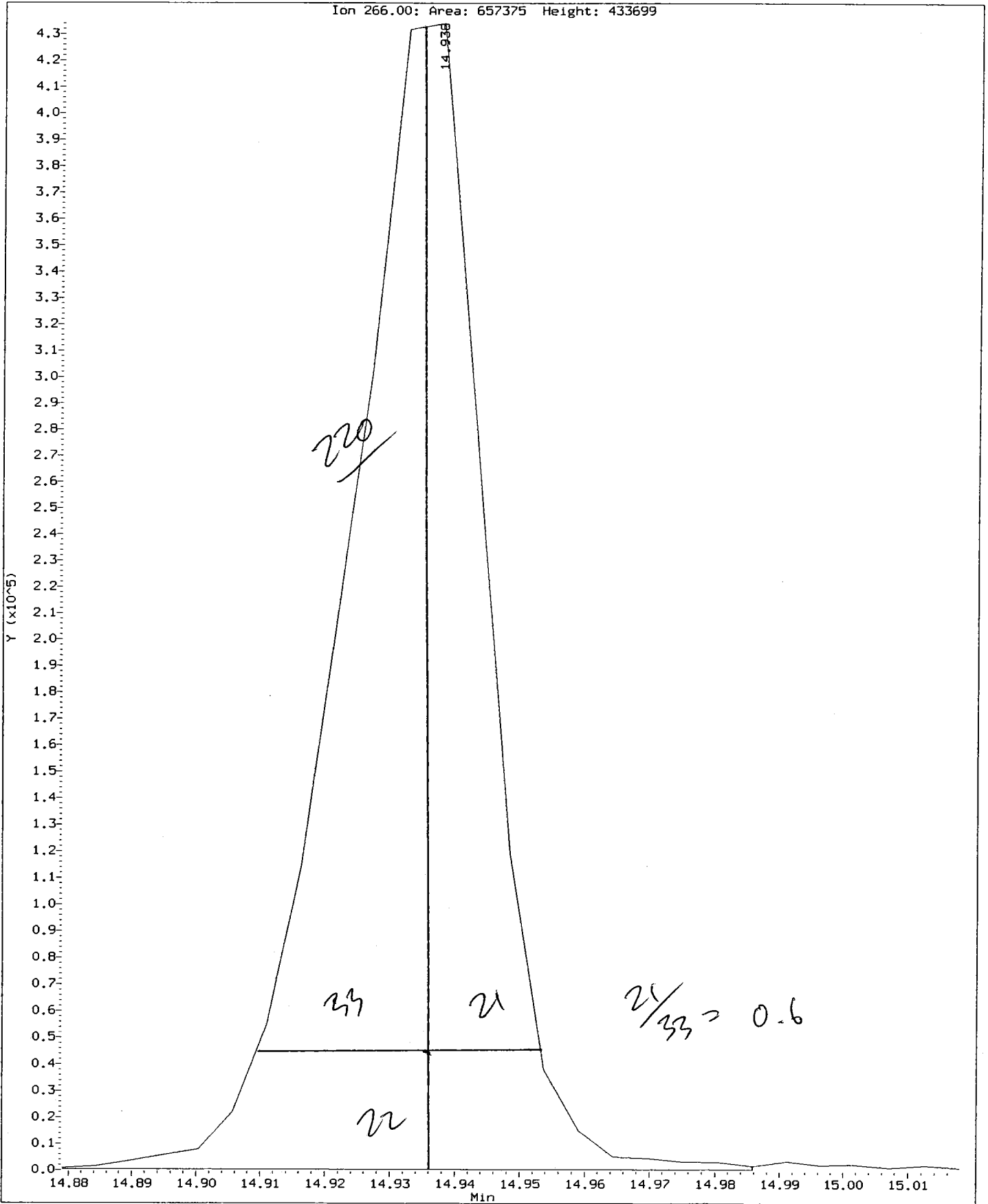
Compound: Benzidine
CAS Number:



PB35: 00661

Data File: /chem3/nt2.i/20090511.b/ddt.b/fs0511.d
Injection Date: 11-MAY-2009 11:13
Instrument: nt2.1
Client Sample ID:

Compound: Pentachlorophenol
CAS Number: 87-86-5



Date : 13-JUN-2009 10:21

Client ID:

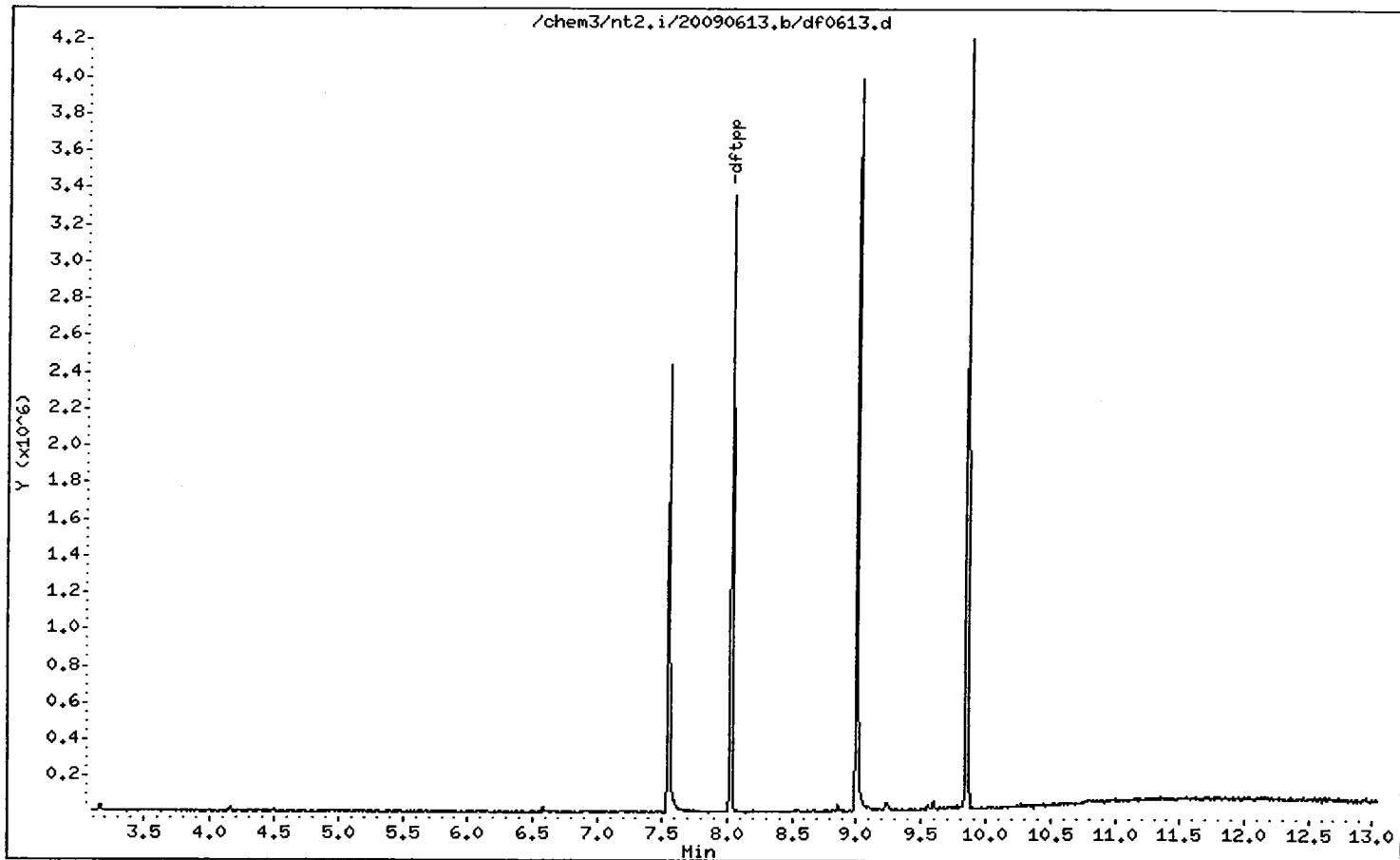
Instrument: nt2.i

Sample Info: DF0613

Operator: VTS

Column phase:

Column diameter: 0,25



Date : 13-JUN-2009 10:21

Client ID:

Instrument: nt2.i

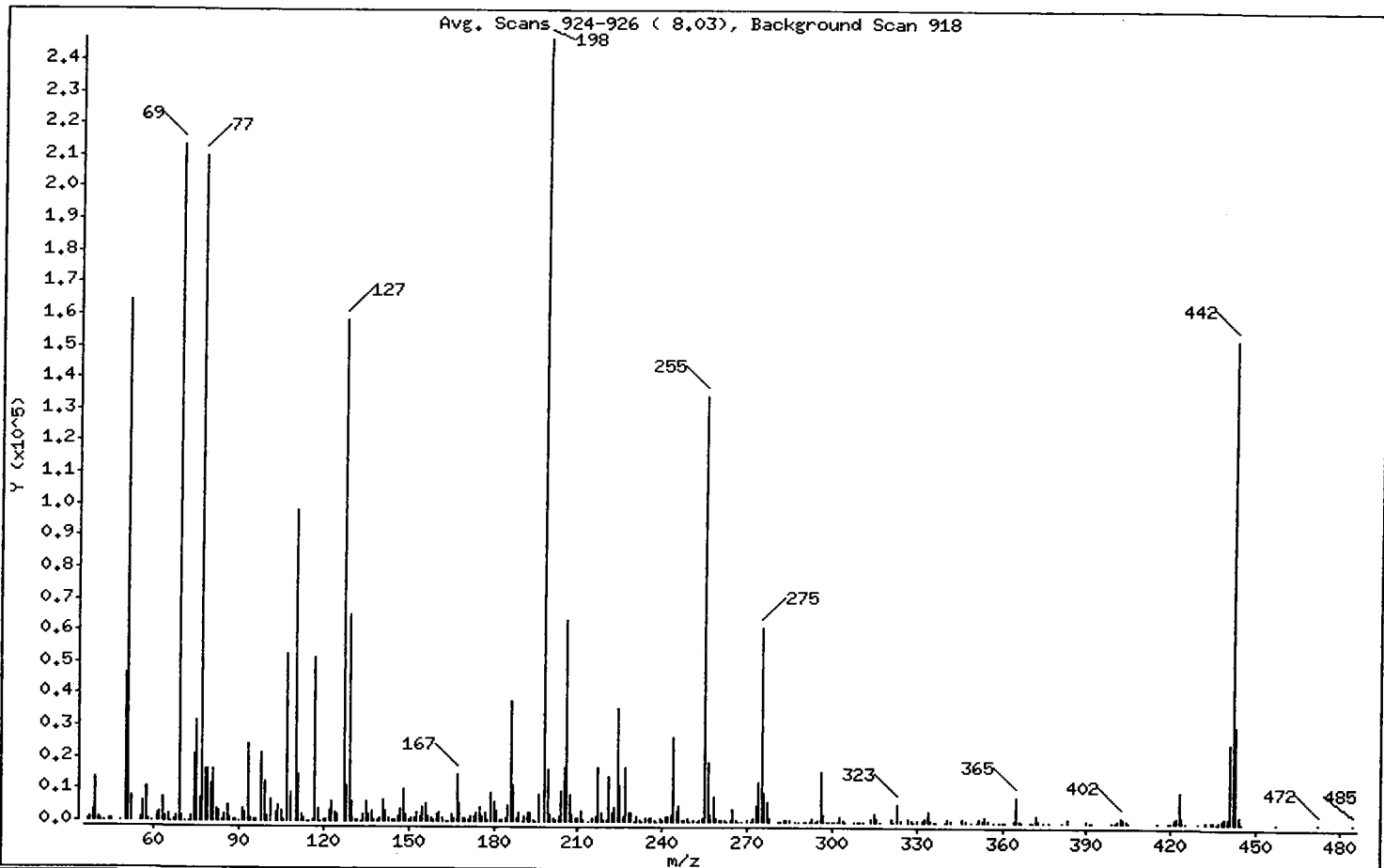
Sample Info: DF0613

Operator: VTS

Column phase:

Column diameter: 0,25

1 dftpp



m/e	ION ABUNDANCE CRITERIA	% RELATIVE ABUNDANCE
198	Base Peak, 100% relative abundance	100.00
51	30.00 - 80.00% of mass 198	66.72
68	Less than 2.00% of mass 69	0.77 (0.89)
69	Mass 69 relative abundance	86.43
70	Less than 2.00% of mass 69	0.67 (0.78)
127	25.00 - 75.00% of mass 198	64.19
197	Less than 1.00% of mass 198	0.00
199	5.00 - 9.00% of mass 198	6.76
275	10.00 - 30.00% of mass 198	24.80
365	Greater than 0.75% of mass 198	3.21
441	Present, but less than mass 443	10.11
442	40.00 - 110.00% of mass 198	61.83
443	15.00 - 24.00% of mass 442	12.49 (20.20)

Date : 13-JUN-2009 10:21

Client ID:

Instrument: nt2.i

Sample Info: DF0613

Operator: VTS

Column phase:

Column diameter: 0.25

Data File: df0613.d

Spectrum: Avg. Scans 924-926 (8.03), Background Scan 918

Location of Maximum: 198.00

Number of points: 336

m/z	Y	m/z	Y	m/z	Y	m/z	Y
36.00	510	132.00	780	219.00	332	311.00	85
37.00	1145	133.00	252	220.00	689	314.00	973
38.00	3362	134.00	2103	221.00	14359	315.00	2631
39.00	13897	135.00	6386	222.00	2746	316.00	991
40.00	1253	136.00	2077	223.00	4797	317.00	230
41.00	743	137.00	3143	224.00	35920	321.00	860
42.00	144	138.00	383	225.00	11188	322.00	175
44.00	285	139.00	402	226.00	1451	323.00	5444
45.00	668	140.00	1212	227.00	16784	324.00	658
48.00	282	141.00	7012	228.00	2577	327.00	964
50.00	46776	142.00	3232	229.00	2881	328.00	342
51.00	164672	143.00	1261	230.00	154	329.00	190
52.00	7865	144.00	578	231.00	1979	330.00	315
55.00	1114	145.00	751	232.00	387	332.00	418
56.00	6082	146.00	1950	233.00	81	333.00	910
57.00	10572	147.00	3840	234.00	1269	334.00	3404
58.00	739	148.00	10105	235.00	1064	335.00	688
59.00	220	149.00	2276	236.00	1116	336.00	199
61.00	2101	150.00	327	237.00	800	337.00	101
62.00	2969	151.00	913	238.00	118	340.00	248
63.00	7655	152.00	929	239.00	890	341.00	1282
64.00	1444	153.00	2798	240.00	689	342.00	380
65.00	2182	154.00	1893	241.00	1568	346.00	916
66.00	248	155.00	4277	242.00	1832	347.00	362
67.00	709	156.00	5647	243.00	2207	349.00	85
68.00	1908	157.00	1755	244.00	26584	351.00	283
69.00	213312	158.00	1381	245.00	3148	352.00	1064
70.00	1660	159.00	772	246.00	5197	353.00	792
71.00	52	160.00	2403	247.00	659	354.00	1633
72.00	190	161.00	2850	248.00	364	355.00	579
73.00	1659	162.00	1202	249.00	994	357.00	195
74.00	21272	163.00	131	250.00	98	359.00	99
75.00	31608	164.00	266	251.00	701	360.00	123
76.00	7644	165.00	2512	252.00	198	361.00	77
77.00	209792	166.00	1311	253.00	811	364.00	764

Date : 13-JUN-2009 10:21

Client ID:

Instrument: nt2.i

Sample Info: DF0613

Operator: VTS

Column phase:

Column diameter: 0.25

Data File: df0613.d

Spectrum: Avg. Scans 924-926 (8.03), Background Scan 918

Location of Maximum: 198.00

Number of points: 336

m/z	Y	m/z	Y	m/z	Y	m/z	Y
78.00	16240	167.00	14737	254.00	1109	365.00	7912
79.00	16348	168.00	5824	255.00	134592	366.00	822
80.00	12080	169.00	1367	256.00	18464	367.00	110
81.00	16343	170.00	896	257.00	2027	370.00	213
82.00	3975	171.00	662	258.00	8197	371.00	135
83.00	3370	172.00	1630	259.00	1305	372.00	2336
84.00	589	173.00	1644	260.00	482	373.00	799
85.00	2468	174.00	2956	261.00	426	375.00	102
86.00	5193	175.00	4804	262.00	419	377.00	128
87.00	1179	176.00	1893	263.00	120	381.00	111
88.00	492	177.00	3031	264.00	386	383.00	1198
89.00	312	178.00	718	265.00	3761	390.00	335
90.00	84	179.00	9119	266.00	498	391.00	278
91.00	3723	180.00	6246	267.00	108	392.00	232
92.00	2687	181.00	3356	268.00	157	399.00	164
93.00	24304	182.00	621	270.00	327	400.00	68
94.00	1412	183.00	606	271.00	176	401.00	321
95.00	384	184.00	852	272.00	1149	402.00	1693
96.00	424	185.00	5366	273.00	5200	403.00	1191
98.00	21416	186.00	38168	274.00	12377	404.00	455
99.00	12523	187.00	11283	275.00	61216	405.00	129
100.00	1720	188.00	1032	276.00	9036	415.00	166
101.00	7005	189.00	2792	277.00	6219	419.00	117
103.00	2677	190.00	244	278.00	1087	420.00	180
104.00	5186	191.00	1596	281.00	69	421.00	1320
105.00	3393	192.00	2876	282.00	73	422.00	1865
106.00	670	193.00	3061	283.00	464	423.00	9891
107.00	52696	194.00	787	284.00	610	424.00	1795
108.00	9107	195.00	211	285.00	401	425.00	240
110.00	98240	196.00	8586	287.00	159	430.00	271
111.00	14881	198.00	246784	288.00	101	432.00	456
112.00	2195	199.00	16672	290.00	203	434.00	379
113.00	936	200.00	2019	291.00	259	435.00	330
114.00	87	201.00	1039	292.00	231	436.00	227
115.00	80	202.00	712	293.00	852	437.00	660

Date : 13-JUN-2009 10:21

Client ID:

Instrument: nt2.i

Sample Info: DF0613

Operator: VTS

Column phase:

Column diameter: 0,25

Data File: df0613.d

Spectrum: Avg. Scans 924-926 (8,03), Background Scan 918

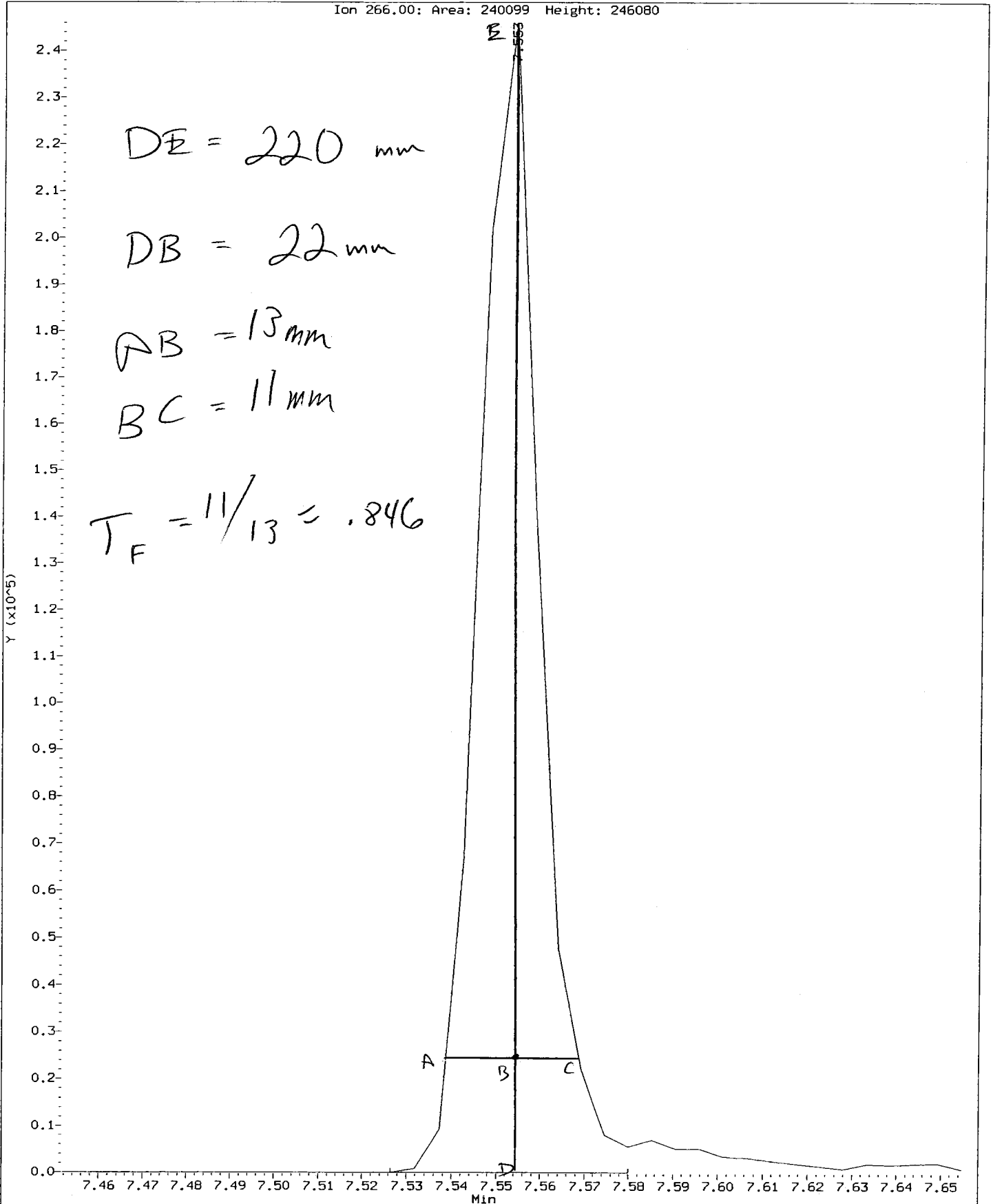
Location of Maximum: 198,00

Number of points: 336

m/z	Y	m/z	Y	m/z	Y	m/z	Y
116.00	568	203.00	1563	294.00	93	438.00	909
117.00	51744	204.00	9555	295.00	562	439.00	1758
118.00	3978	205.00	17288	296.00	15618	440.00	1670
119.00	224	206.00	63808	297.00	2349	441.00	24960
120.00	617	207.00	8509	298.00	79	442.00	152576
121.00	420	208.00	2079	299.00	79	443.00	30832
122.00	3417	209.00	1067	300.00	107	444.00	2254
123.00	6157	210.00	1351	301.00	176	445.00	90
124.00	2941	211.00	3686	302.00	227	457.00	85
125.00	2029	212.00	339	303.00	1539	472.00	146
127.00	158400	214.00	112	304.00	778	485.00	78
128.00	11239	215.00	1379	305.00	171		
129.00	65008	216.00	1432	308.00	105		
130.00	6013	217.00	16776	309.00	78		
131.00	709	218.00	2631	310.00	99		

Data File: /chem3/nt2.i/20090613.b/ddt.b/df0613.d
Injection Date: 13-JUN-2009 10:21
Instrument: nt2.i
Client Sample ID:

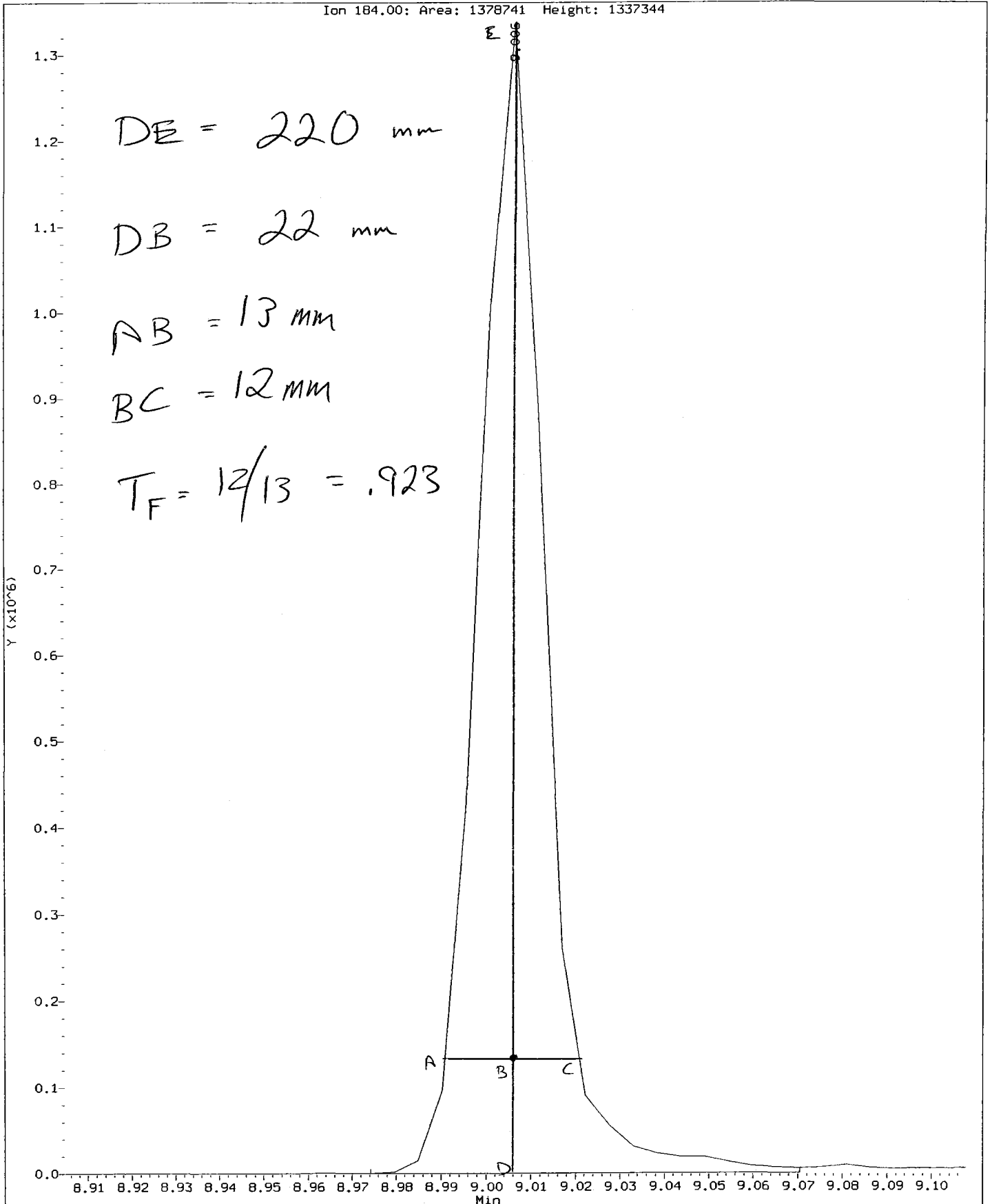
Compound: Pentachlorophenol
CAS Number: 87-86-5



Data File: /chem3/nt2.i/20090613.b/ddt.b/df0613.d
Injection Date: 13-JUN-2009 10:21
Instrument: nt2.i
Client Sample ID:

Compound: Benzidine
CAS Number:

Ion 184.00: Area: 1378741 Height: 1337344



P535 : 00669

Analytical Resources Inc.
ABN by sw846 8270C
DDT Breakdown Report

Data file: /chem3/nt2.i/20090613.b/ddt.b/df0613.d ARI ID: DF0613
Method: /chem3/nt2.i/20090613.b/ddt.b/sw846ddt.m Misc:
Analysis Date: 13-JUN-2009 10:21 Instrument: nt2.i

COMPOUND	RT	AREA
Pentachlorophenol	7.553	240099
Benzidine	9.006	1378740
4,4'-DDE	9.231	5492
4,4'-DDD	9.599	10372
4,4'-DDT	9.850	664197

$$\text{DDT Percent Breakdown} = \frac{(\text{DDE Area} + \text{DDD Area}) * 100}{(\text{DDE Area} + \text{DDD Area} + \text{DDT Area})}$$

$$\text{DDT Percent Breakdown} = \frac{(5492 + 10372) * 100}{(5492 + 10372 + 664197)}$$

DDT Percent Breakdown = 2.3 %

Date : 15-JUN-2009 10:15

Client ID:

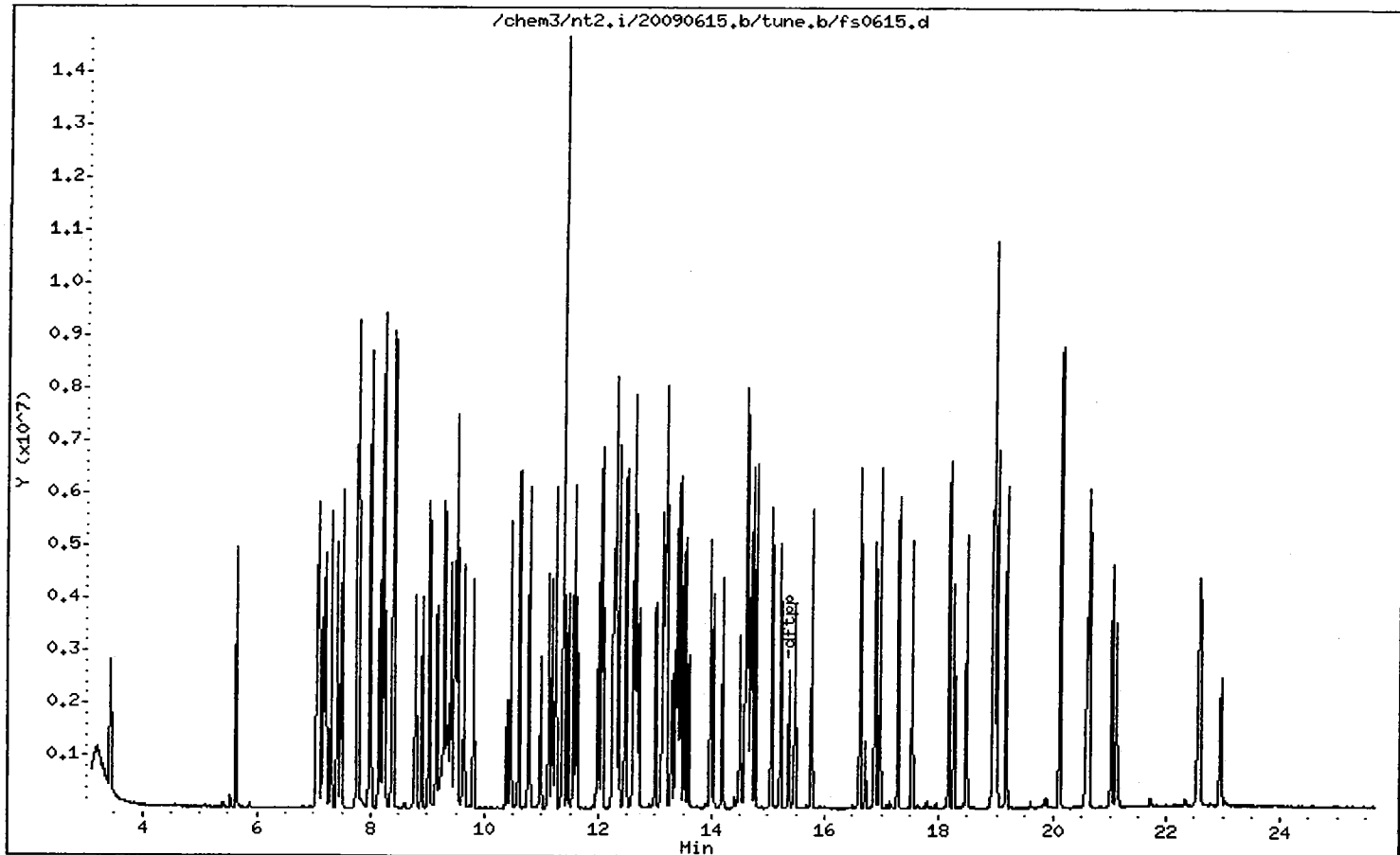
Instrument: nt2.i

Sample Info: ABN 25

Operator: VTS

Column phase:

Column diameter: 0.25



Date : 15-JUN-2009 10:15

Client ID:

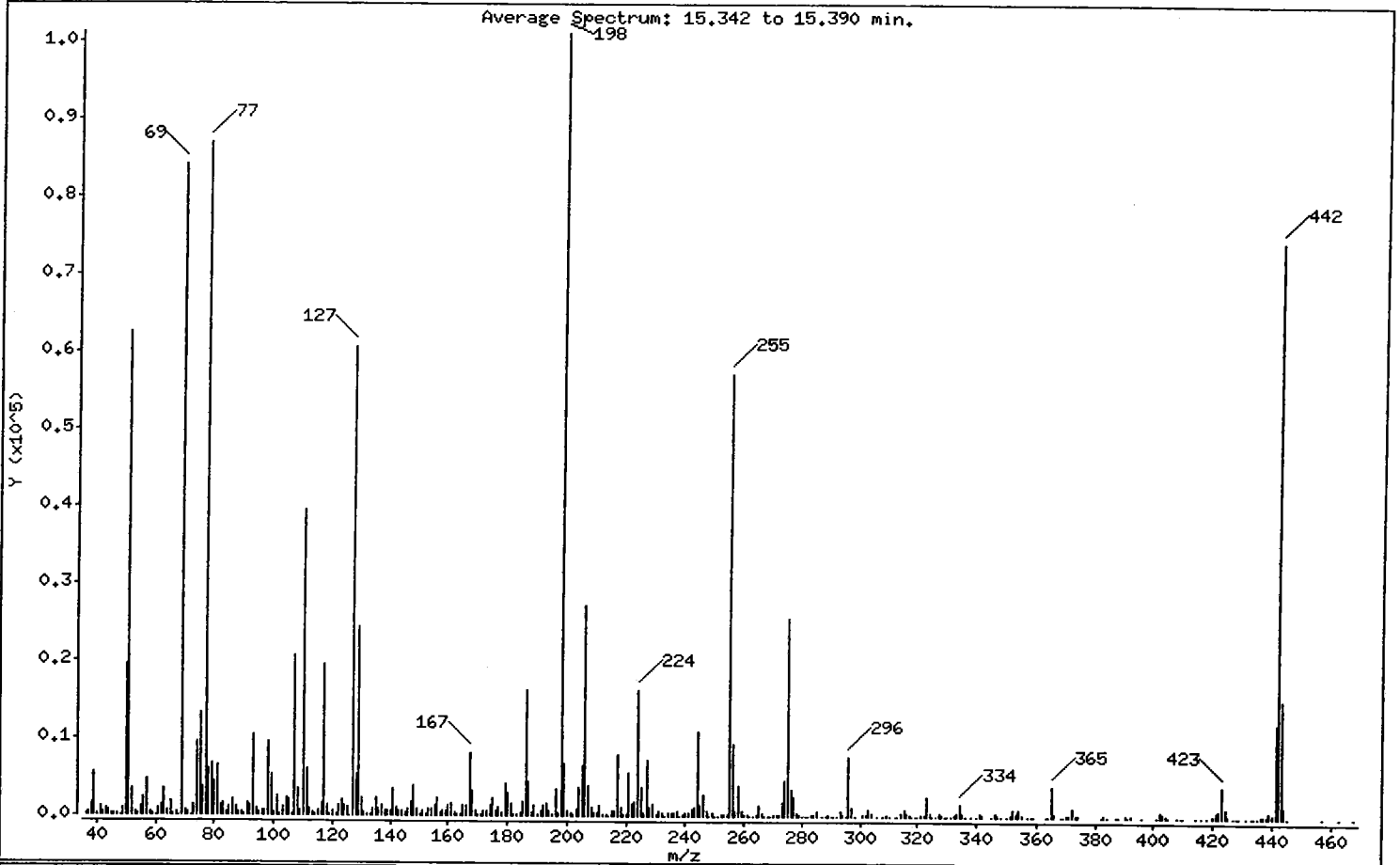
Instrument: nt2.i

Sample Info: ABN 25

Operator: VTS

Column phase:
1 dftpp

Column diameter: 0.25



m/e	ION ABUNDANCE CRITERIA	% RELATIVE ABUNDANCE
198	Base Peak, 100% relative abundance	100.00
51	30.00 - 80.00% of mass 198	61.88
68	Less than 2.00% of mass 69	0.04 (0.05)
69	Mass 69 relative abundance	83.30
70	Less than 2.00% of mass 69	0.60 (0.72)
127	25.00 - 75.00% of mass 198	59.89
197	Less than 1.00% of mass 198	0.41
199	5.00 - 9.00% of mass 198	6.73
275	10.00 - 30.00% of mass 198	25.39
365	Greater than 0.75% of mass 198	3.84
441	Present, but less than mass 443	11.94
442	40.00 - 110.00% of mass 198	73.51
443	15.00 - 24.00% of mass 442	14.93 (20.31)

Date : 15-JUN-2009 10:15

Client ID:

Instrument: nt2.i

Sample Info: ABN 25

Operator: VTS

Column phase:

Column diameter: 0,25

Data File: fs0615.d

Spectrum: Average Spectrum: 15.342 to 15.390 min.

Location of Maximum: 198.00

Number of points: 369

m/z	Y	m/z	Y	m/z	Y	m/z	Y
36.00	183	129.00	24432	222.00	1696	321.00	318
37.00	511	130.00	2236	223.00	1837	322.00	319
38.00	1553	131.00	473	224.00	16245	323.00	2481
39.00	5667	132.00	151	225.00	3623	324.00	464
40.00	339	133.00	300	226.00	560	325.00	32
41.00	1247	134.00	916	227.00	7165	326.00	62
42.00	350	135.00	2265	228.00	1134	327.00	531
43.00	847	136.00	1032	229.00	1535	328.00	293
44.00	716	137.00	1350	230.00	207	329.00	57
45.00	337	138.00	595	231.00	588	330.00	25
46.00	125	139.00	642	232.00	369	331.00	47
47.00	143	140.00	630	233.00	94	332.00	282
48.00	58	141.00	3537	234.00	500	333.00	426
49.00	1033	142.00	1251	235.00	530	334.00	1564
50.00	19608	143.00	754	236.00	409	335.00	481
51.00	62608	144.00	726	237.00	593	336.00	46
52.00	3516	145.00	349	238.00	72	338.00	49
53.00	540	146.00	890	239.00	340	340.00	31
54.00	225	147.00	1816	240.00	381	341.00	352
55.00	1123	148.00	4017	241.00	557	342.00	121
56.00	2358	149.00	908	242.00	876	345.00	20
57.00	4655	150.00	208	243.00	1125	346.00	532
58.00	376	151.00	687	244.00	10817	347.00	140
59.00	169	152.00	281	245.00	1370	348.00	45
60.00	115	153.00	1008	246.00	2735	350.00	21
61.00	1037	154.00	1012	247.00	776	351.00	118
62.00	1468	155.00	1384	248.00	94	352.00	827
63.00	3544	156.00	2287	249.00	451	353.00	413
64.00	635	157.00	458	250.00	83	354.00	861
65.00	1772	158.00	781	251.00	22	355.00	272
66.00	134	159.00	803	252.00	279	357.00	32
67.00	450	160.00	1285	253.00	329	358.00	53
68.00	40	161.00	1547	254.00	197	359.00	52
69.00	84288	162.00	475	255.00	57192	363.00	80
70.00	605	163.00	160	256.00	9410	364.00	24

Date : 15-JUN-2009 10:15

Client ID:

Instrument: nt2.i

Sample Info: ABN 25

Operator: VTS

Column phase:

Column diameter: 0,25

Data File: fs0615.d

Spectrum: Average Spectrum: 15,342 to 15,390 min.

Location of Maximum: 198,00

Number of points: 369

m/z	Y	m/z	Y	m/z	Y	m/z	Y
71,00	384	164,00	337	257,00	730	365,00	3889
72,00	75	165,00	1293	258,00	3926	366,00	509
73,00	1475	166,00	1335	259,00	605	368,00	27
74,00	9429	167,00	8140	260,00	121	369,00	27
75,00	13214	168,00	3349	261,00	121	370,00	168
76,00	3641	169,00	733	262,00	23	371,00	180
77,00	86920	170,00	190	263,00	55	372,00	1160
78,00	6092	171,00	214	264,00	237	373,00	165
79,00	6811	172,00	738	265,00	1415	374,00	120
80,00	4404	173,00	777	266,00	374	382,00	28
81,00	6470	174,00	1474	267,00	54	383,00	336
82,00	1467	175,00	2427	268,00	58	384,00	112
83,00	1571	176,00	619	269,00	37	387,00	27
84,00	567	177,00	1090	270,00	122	388,00	21
85,00	1252	178,00	474	271,00	195	390,00	259
86,00	2150	179,00	4254	272,00	175	391,00	63
87,00	1246	180,00	2924	273,00	1851	392,00	179
88,00	576	181,00	1674	274,00	4640	396,00	20
89,00	450	182,00	328	275,00	25688	401,00	38
90,00	168	183,00	241	276,00	3497	402,00	622
91,00	1690	184,00	488	277,00	2614	403,00	525
92,00	1355	185,00	1950	278,00	397	404,00	275
93,00	10436	186,00	16178	279,00	195	405,00	60
94,00	932	187,00	4481	280,00	59	408,00	39
95,00	522	188,00	510	281,00	67	409,00	20
96,00	593	189,00	1286	282,00	25	410,00	92
97,00	627	190,00	309	283,00	334	414,00	41
98,00	9442	191,00	599	284,00	121	416,00	46
99,00	5387	192,00	1467	285,00	775	418,00	36
100,00	581	193,00	1657	287,00	63	420,00	135
101,00	2577	194,00	628	288,00	33	421,00	614
102,00	300	195,00	253	289,00	136	422,00	817
103,00	1152	196,00	3589	290,00	30	423,00	4025
104,00	2229	197,00	415	291,00	37	424,00	1200
105,00	2173	198,00	101176	292,00	114	425,00	142

Date : 15-JUN-2009 10:15

Client ID:

Instrument: nt2.i

Sample Info: ABN 25

Operator: VTS

Column phase:

Column diameter: 0.25

Data File: fs0615.d

Spectrum: Average Spectrum: 15.342 to 15.390 min.

Location of Maximum: 198.00

Number of points: 369

m/z	Y	m/z	Y	m/z	Y	m/z	Y
106.00	161	199.00	6806	293.00	627	427.00	44
107.00	20592	200.00	647	294.00	191	428.00	22
108.00	3532	201.00	464	295.00	107	429.00	36
109.00	806	202.00	338	296.00	7785	431.00	24
110.00	39512	203.00	943	297.00	1135	433.00	35
111.00	6018	204.00	3675	298.00	103	434.00	92
112.00	860	205.00	6537	301.00	120	435.00	78
113.00	505	206.00	27216	302.00	226	436.00	139
114.00	226	207.00	3902	303.00	896	437.00	271
115.00	637	208.00	1068	304.00	370	438.00	295
116.00	1593	209.00	370	306.00	84	439.00	652
117.00	19648	210.00	392	308.00	113	440.00	539
118.00	1475	211.00	1434	309.00	132	441.00	12077
119.00	177	212.00	217	310.00	24	442.00	74376
120.00	615	213.00	209	312.00	26	443.00	15108
121.00	157	214.00	51	313.00	34	444.00	1323
122.00	1491	215.00	644	314.00	389	445.00	61
123.00	2086	216.00	652	315.00	945	457.00	51
124.00	1328	217.00	7969	316.00	538	463.00	30
125.00	1231	218.00	1261	317.00	218	468.00	53
126.00	25	219.00	240	318.00	56		
127.00	60592	220.00	239	319.00	75		
128.00	5331	221.00	5638	320.00	35		

Analytical Resources Inc.
ABN by sw846 8270C
DDT Breakdown Report

Data file: /chem3/nt2.i/20090615.b/ddt.b/fs0615.d ARI ID:
Method: /chem3/nt2.i/20090615.b/ddt.b/sw846ddt.m Misc:
Analysis Date: 15-JUN-2009 10:15 Instrument: nt2.i

COMPOUND	RT	AREA
Pentachlorophenol	14.498	489514
Benzidine	16.875	502963
4,4'-DDE	-----	-----
4,4'-DDD	17.794	36610
4,4'-DDT	18.270	1025873

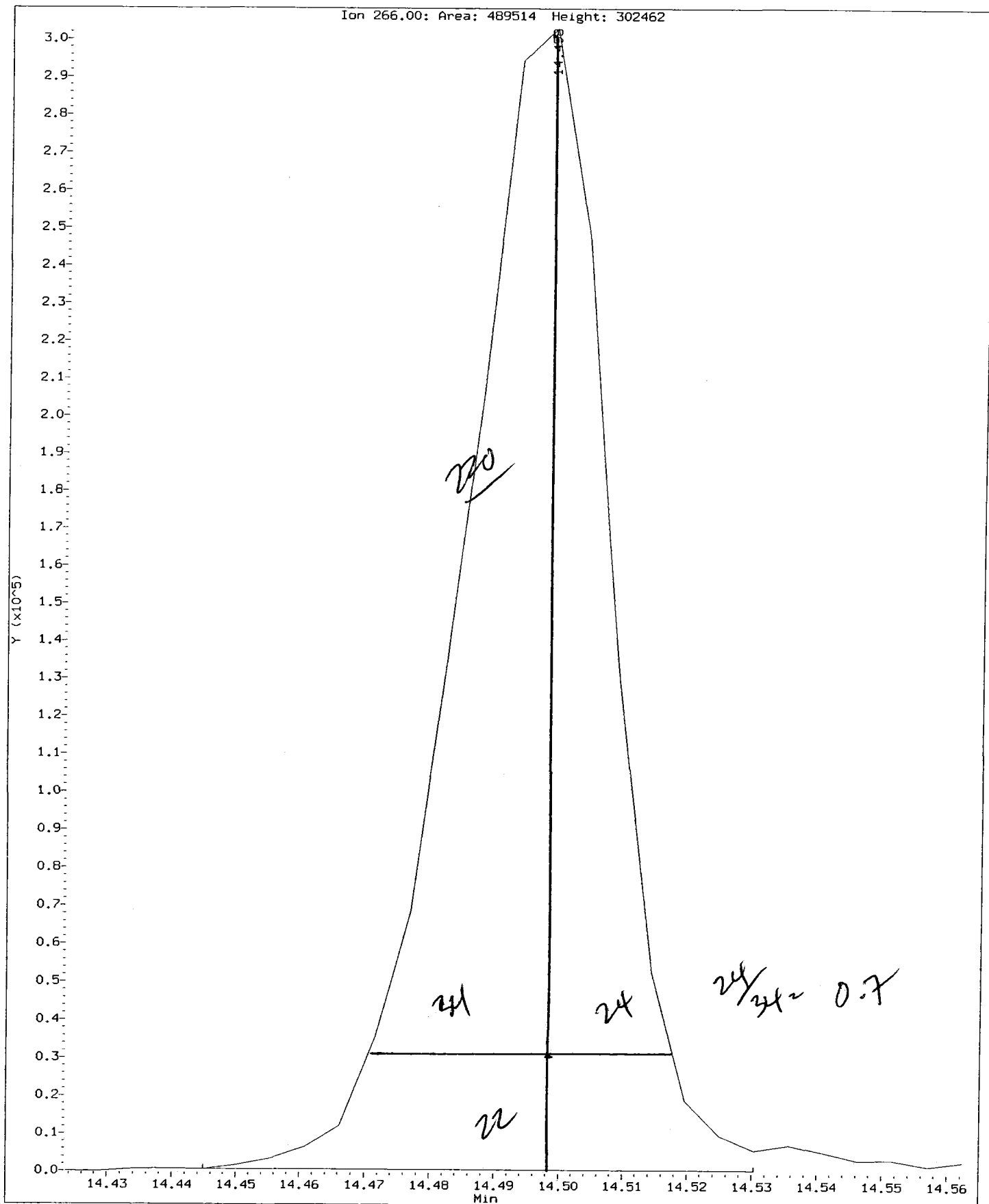
$$\text{DDT Percent Breakdown} = \frac{(\text{DDE Area} + \text{DDD Area}) * 100}{(\text{DDE Area} + \text{DDD Area} + \text{DDT Area})}$$

$$\text{DDT Percent Breakdown} = \frac{(0 + 36610) * 100}{(0 + 36610 + 1025873)}$$

DDT Percent Breakdown = 3.4 %

Data File: /chem3/nt2.i/20090615.b/ddt.b/fs0615.d
Injection Date: 15-JUN-2009 10:15
Instrument: nt2.i
Client Sample ID:

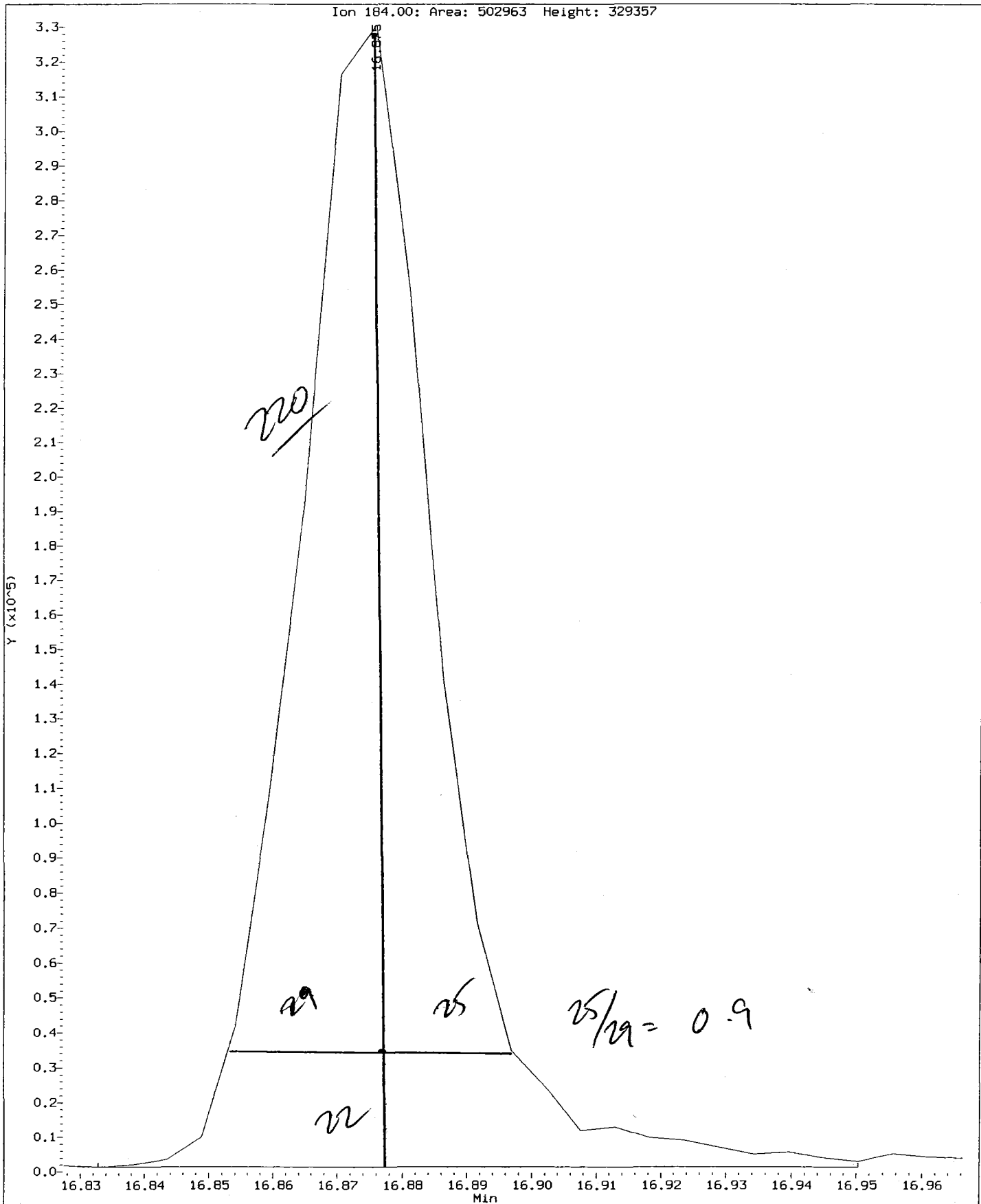
Compound: Pentachlorophenol
CAS Number: 87-86-5



PB35:00677

Data File: /chem3/nt2.i/20090615.b/ddt.b/fs0615.d
Injection Date: 15-JUN-2009 10:15
Instrument: nt2.i
Client Sample ID:

Compound: Benzidine
CAS Number:



ORGANICS ANALYSIS DATA SHEET

Semivolatiles by Selected Ion Monitoring GC/MS

Sample ID: MB-060809

Page 1 of 1

METHOD BLANK

Lab Sample ID: MB-060809

QC Report No: PB35-ENVIRONMENTAL SCIENCE CORP.

LIMS ID: 09-12731

Project: JELD-WEN NORD DOOR

Matrix: Sediment

Event: NA

Data Release Authorized:

Date Sampled: NA

Reported: 06/17/09

Date Received: NA

Date Extracted: 06/08/09

Sample Amount: 16.0 g-dry-wt

Date Analyzed: 06/13/09 12:25

Final Extract Volume: 1.0 mL

Instrument/Analyst: NT2/PK

Dilution Factor: 1.00

GPC Cleanup: Yes

Percent Moisture: NA

Silica Gel Cleanup: No

Alumina Cleanup: No

CAS Number	Analyte	RL	Result
53-70-3	Dibenz (a, h) anthracene	6.2	< 6.2 U
106-46-7	1,4-Dichlorobenzene	6.2	< 6.2 U
120-82-1	1,2,4-Trichlorobenzene	6.2	< 6.2 U
118-74-1	Hexachlorobenzene	6.2	< 6.2 U
87-68-3	Hexachlorobutadiene	6.2	< 6.2 U
131-11-3	Dimethylphthalate	16	< 16 U
85-68-7	Butylbenzylphthalate	16	< 16 U
95-48-7	2-Methylphenol	6.2	< 6.2 U
105-67-9	2,4-Dimethylphenol	6.2	< 6.2 U
86-30-6	N-Nitrosodiphenylamine	6.2	< 6.2 U
100-51-6	Benzyl Alcohol	31	< 31 U
87-86-5	Pentachlorophenol	31	< 31 U
95-50-1	1,2-Dichlorobenzene	6.2	< 6.2 U
541-73-1	1,3-Dichlorobenzene	6.2	< 6.2 U

Reported in $\mu\text{g}/\text{kg}$ (ppb)

SIM Semivolatile Surrogate Recovery

2-Fluorobiphenyl	56.0%	d5-Phenol	47.7%
2-Fluorophenol	49.6%	d4-2-Chlorophenol	50.4%
d4-1,2-Dichlorobenzene	53.6%	d5-Nitrobenzene	55.6%
2,4,6-Tribromophenol	58.4%	d14-p-Terphenyl	80.8%

Analytical Resources, Inc.

Semivolatiles Report SW846 Method 8270D
 Data file : /chem3/nt2.i/20090613.b/pb35mbr.d
 Lab Smp Id: PB35MBS1 Client Smp ID: PB35MBS1
 Inj Date : 13-JUN-2009 12:25
 Operator : VTS Inst ID: nt2.i
 Smp Info : PB35MBS1
 Misc Info : 09-12731
 Comment :
 Method : /chem3/nt2.i/20090613.b/SIMABN.m
 Meth Date : 13-Jun-2009 13:24 van Quant Type: ISTD
 Cal Date : 11-MAY-2009 13:57 Cal File: ic051104.d
 Als bottle: 1 QC Sample: BLANK
 Dil Factor: 1.00000
 Integrator: HP RTE Compound Sublist: wind.sub
 Target Version: 3.50
 Processing Host: cserv3

Concentration Formula: Amt * DF * Vt / (Ws * (100 - M) / 100) * CpndVariable

Name	Value	Description
DF	1.00000	Dilution Factor
Vt	1000.00000	Volume of final extract (uL)
Ws	16.00000	Weight of sample extracted (g)
M	0.00000	% Moisture

Cpnd Variable

Local Compound Variable

Compounds	QUANT SIG	RT	EXP RT	REL RT	RESPONSE	CONCENTRATIONS	
						ON-COLUMN (ug/mL)	FINAL (ug/kg)
\$ 1 2-Fluorophenol	112	5.745	5.714	(0.761)	121286	1.85717	116.1
\$ 2 Phenol-d5	99	7.134	7.133	(0.945)	154753	1.78957	111.8
3 Phenol	94	Compound Not Detected.					
\$ 5 2-Chlorophenol-d4	132	7.262	7.272	(0.962)	109654	1.88689	117.9
7 1,3-Dichlorobenzene	146	Compound Not Detected.					
* 8 1,4-Dichlorobenzene-d4	152	7.551	7.550	(1.000)	109310	2.00000	
9 1,4-Dichlorobenzene	146	Compound Not Detected.					
\$ 10 1,2-Dichlorobenzene-d4	152	7.846	7.844	(1.039)	55659	1.34024	83.77
11 Benzyl alcohol	79	Compound Not Detected.					
12 1,2-Dichlorobenzene	146	Compound Not Detected.					
13 2-Methylphenol	108	Compound Not Detected.					
15 4-Methylphenol	108	Compound Not Detected.					
16 N-Nitroso-di-n-propylamine	70	Compound Not Detected.					
\$ 18 Nitrobenzene-d5	82	8.430	8.446	(0.885)	124708	1.39335	87.08
22 2,4-Dimethylphenol	107	Compound Not Detected.					

Compounds	QUANT SIG MASS	RT	EXP RT	REL RT	RESPONSE	CONCENTRATIONS	
						ON-COLUMN (ug/mL)	FINAL (ug/kg)
26 1,2,4-Trichlorobenzene	180						
* 27 Naphthalene-d8	136	9.524	9.542	(1.000)	329712	2.00000	
30 Hexachlorobutadiene	225						
\$ 36 2-Fluorobiphenyl	172	11.320	11.320	(0.915)	173660	1.40345	87.72
39 Dimethylphthalate	163						
* 42 Acenaphthene-d10	162	12.375	12.376	(1.000)	173447	2.00000	
50 Diethylphthalate	149	13.194	13.192	(1.066)	12065	0.09125	5.703 ✓
54 N-Nitrosodiphenylamine	169						
\$ 55 2,4,6-Tribromophenol	330	13.668	13.667	(0.927)	30447	2.18988	136.9
57 Hexachlorobenzene	284						
58 Pentachlorophenol	266						
* 59 Phenanthrene-d10	188	14.737	14.736	(1.000)	294124	2.00000	
\$ 66 Terphenyl-d14	244	17.381	17.382	(0.913)	140065	2.01548	126.0
67 Butylbenzylphthalate	149						
* 69 Chrysene-d12	240	19.036	19.036	(1.000)	223405	2.00000	
* 77 Perylene-d12	264	21.175	21.175	(1.000)	172154	2.00000	
79 Dibenzo(a,h)anthracene	278						
90 N-Nitrosodimethylamine	74						

Analytical Resources, Inc.

INTERNAL STANDARD COMPOUNDS
 AREA AND RT SUMMARY

Instrument ID: nt2.i	Calibration Date: 13-JUN-2009
Lab File ID: pb35mbr.d	Calibration Time: 10:42
Lab Smp Id: PB35MBS1	Client Smp ID: PB35MBS1
Analysis Type: SV	Level: LOW
Quant Type: ISTD	Sample Type: Solid
Operator: VTS	
Method File: /chem3/nt2.i/20090613.b/SIMABN.m	
Misc Info: 09-12731	

Test Mode:
 Use Initial Calibration Level 4.

COMPOUND	STANDARD	AREA LIMIT		SAMPLE	%DIFF
		LOWER	UPPER		
8 1,4-Dichlorobenze	119785	59892	239570	109310	-8.74
27 Naphthalene-d8	372217	186108	744434	329712	-11.42
42 Acenaphthene-d10	182713	91356	365426	173447	-5.07
59 Phenanthrene-d10	286879	143440	573758	294124	2.53
69 Chrysene-d12	251912	125956	503824	223405	-11.32
77 Perylene-d12	231524	115762	463048	172154	-25.64

COMPOUND	STANDARD	RT LIMIT		SAMPLE	%DIFF
		LOWER	UPPER		
8 1,4-Dichlorobenze	7.55	7.05	8.05	7.55	0.02
27 Naphthalene-d8	9.54	9.04	10.04	9.52	-0.19
42 Acenaphthene-d10	12.38	11.88	12.88	12.38	0.00
59 Phenanthrene-d10	14.74	14.24	15.24	14.74	0.01
69 Chrysene-d12	19.04	18.54	19.54	19.04	0.00
77 Perylene-d12	21.18	20.68	21.68	21.17	0.00

AREA UPPER LIMIT = +100% of internal standard area.
 AREA LOWER LIMIT = - 50% of internal standard area.
 RT UPPER LIMIT = + 0.50 minutes of internal standard RT.
 RT LOWER LIMIT = - 0.50 minutes of internal standard RT.

Analytical Resources, Inc.

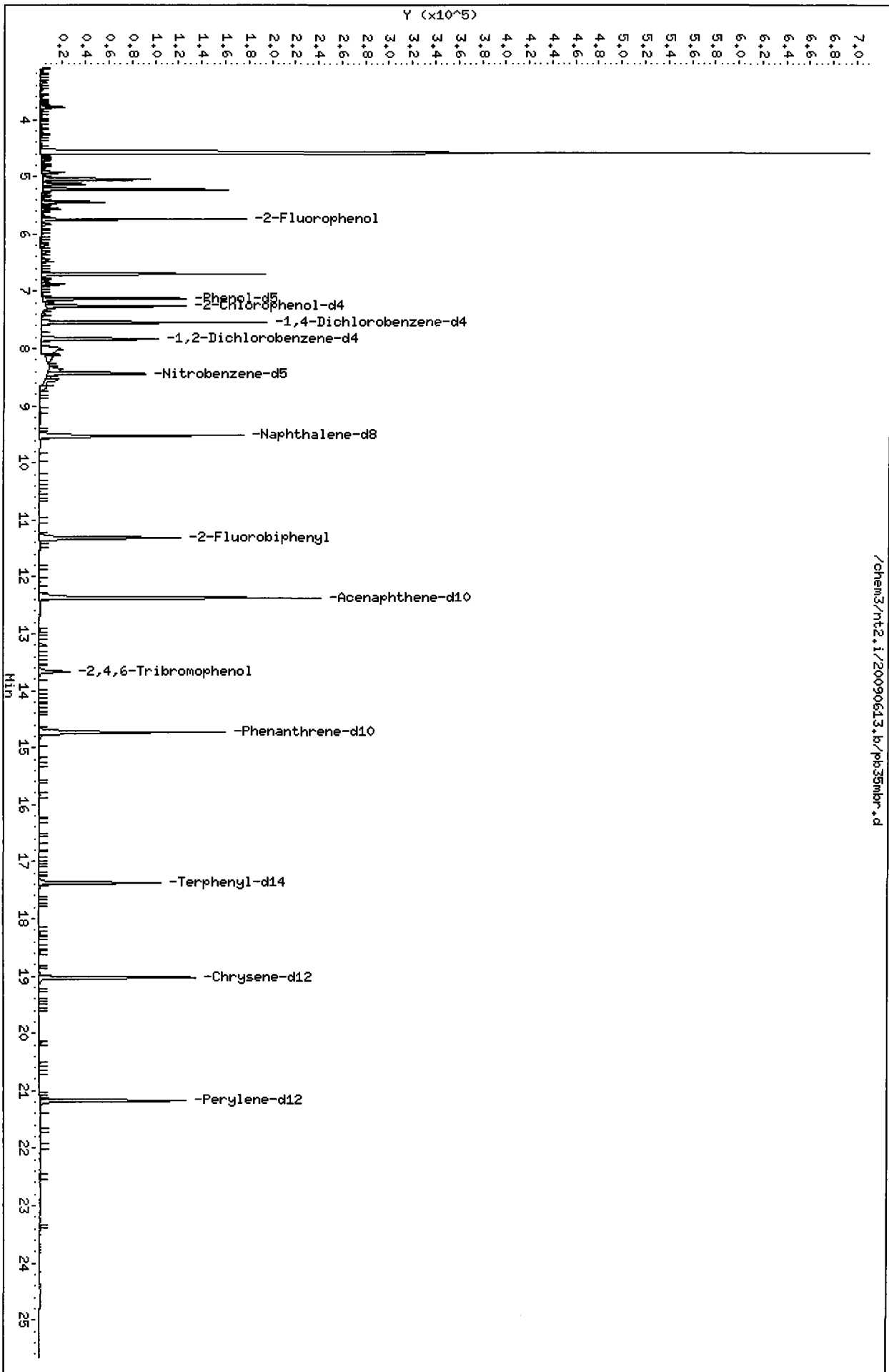
RECOVERY REPORT

Client Name: ESC Client SDG: PB35
Sample Matrix: SOLID Fraction: SV
Lab Smp Id: PB35MBS1 Client Smp ID: PB35MBS1
Level: LOW Operator: VTS
Data Type: MS DATA SampleType: BLANK
SpikeList File: wind.spk Quant Type: ISTD
Sublist File: wind.sub
Method File: /chem3/nt2.i/20090613.b/SIMABN.m
Misc Info: 09-12731

SURROGATE COMPOUND	CONC ADDED ug/kg	CONC RECOVERED ug/kg	% RECOVERED	LIMITS
\$ 1 2-Fluorophenol	234.4	116.1	49.52	30-160
\$\$ 2 Phenol-d5	234.4	111.8	47.72	30-160
\$\$\$ 5 2-Chlorophenol-d4	234.4	117.9	50.32	30-160
\$ 10 1,2-Dichlorobenzen	156.3	83.77	53.61	30-160
\$\$ 18 Nitrobenzene-d5	156.3	87.08	55.73	30-160
\$\$\$ 36 2-Fluorobiphenyl	156.3	87.72	56.14	30-160
\$\$\$ 55 2,4,6-Tribromophen	234.4	136.9	58.40	30-160
\$ 66 Terphenyl-d14	156.3	126.0	80.62	30-160

Data File: /chem3/nt2.1/20090613.b/pb35mbr.d
Date: 13-JUN-2009 12:25
Client ID: PB35MBS1
Sample Info: PB35MBS1
Volume Injected (uL): 2.0
Column phase: ZB-5

Instrument: nt2.1
Operator: VTS
Column diameter: 0.32



Date : 13-JUN-2009 12:25

Client ID: PB35MBS1

Instrument: nt2.i

Sample Info: PB35MBS1

Volume Injected (uL): 2.0

Operator: VTS

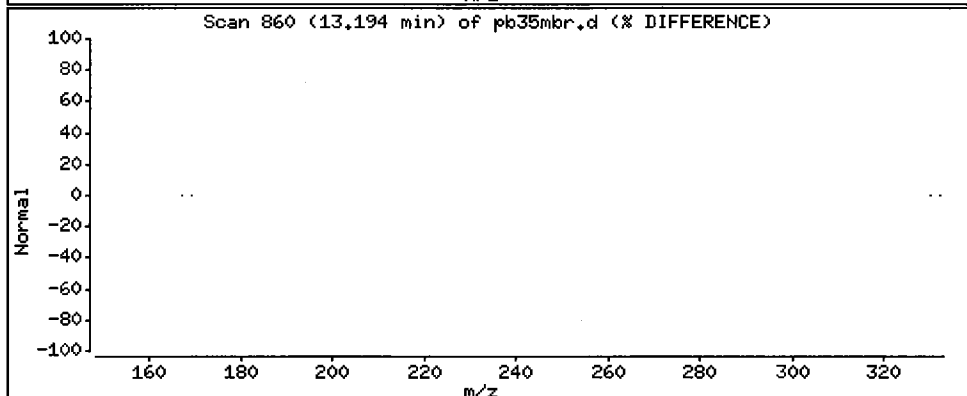
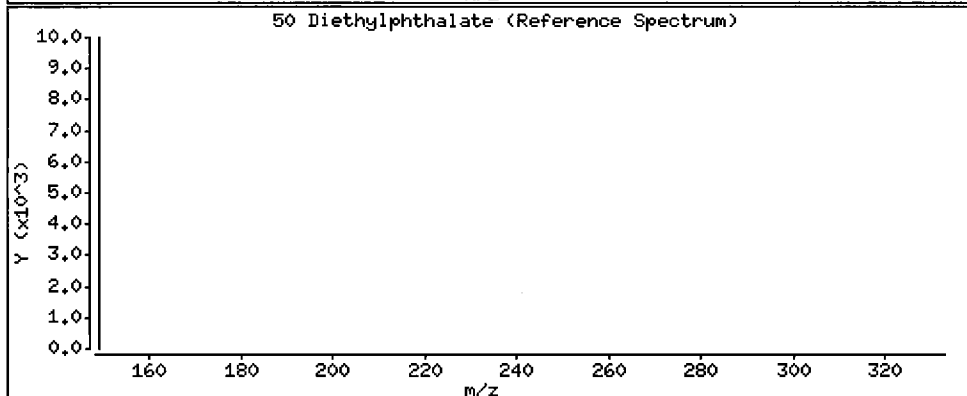
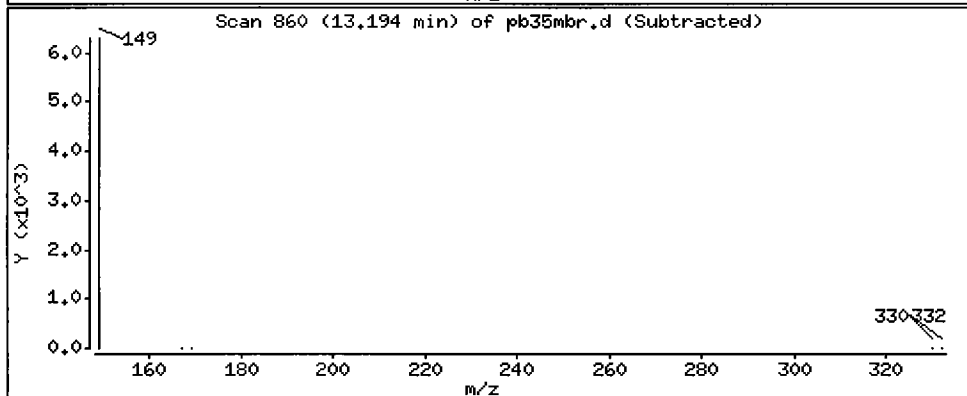
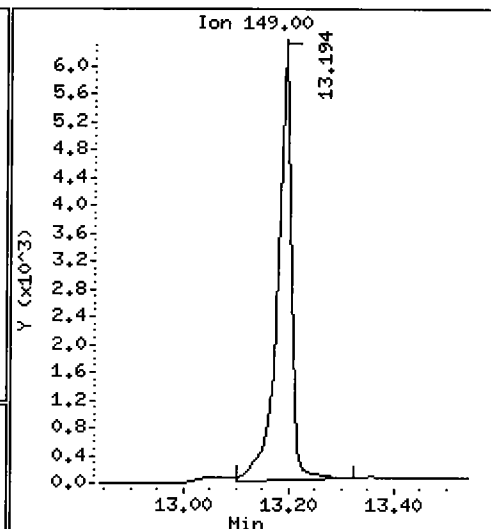
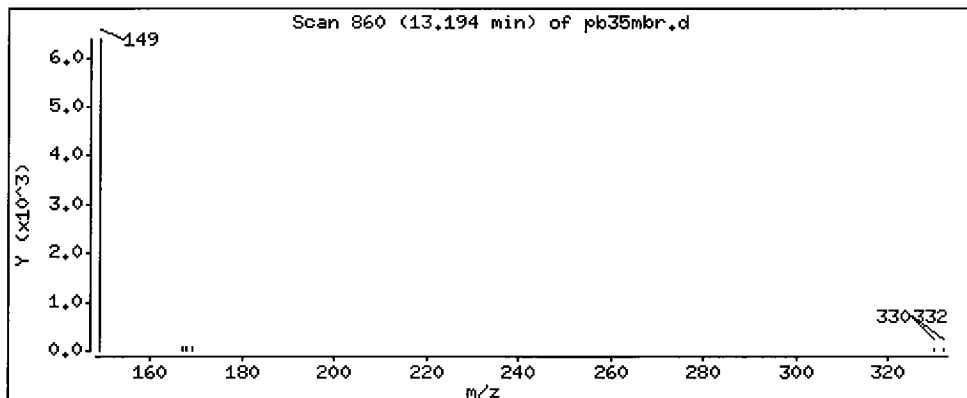
Column phase: ZB-5

Column diameter: 0.32

50 Diethylphthalate

Concentration: 5.703 ug/kg

AK CPA



Analytical Resources, Inc.

Semivolatile Report SW846 Method 8270D
 Data file : /chem3/nt2.i/20090613.b/pb35sbr.d
 Lab Smp Id: PB35LCSS1 Client Smp ID: PB35LCSS1
 Inj Date : 13-JUN-2009 12:59
 Operator : VTS Inst ID: nt2.i
 Smp Info : PB35LCSS1
 Misc Info : 09-12731
 Comment :
 Method : /chem3/nt2.i/20090613.b/SIMABN.m
 Meth Date : 16-Jun-2009 11:13 peter Quant Type: ISTD
 Cal Date : 11-MAY-2009 13:57 Cal File: ic051104.d
 Als bottle: 2 QC Sample: LCS
 Dil Factor: 1.00000
 Integrator: HP RTE Compound Sublist: wind.sub
 Target Version: 3.50
 Processing Host: cserv3

Concentration Formula: Amt * DF * Vt/(Ws * (100 - M)/100) * CpndVariable

Name	Value	Description
DF	1.00000	Dilution Factor
Vt	1000.00000	Volume of final extract (uL)
Ws	16.00000	Weight of sample extracted (g)
M	0.00000	% Moisture

Cpnd Variable

Local Compound Variable

Compounds	QUANT SIG	RT	EXP RT	REL RT	RESPONSE	CONCENTRATIONS	
						ON-COLUMN (ug/mL)	FINAL (ug/kg)
\$ 1 2-Fluorophenol	112	5.744	5.714	(0.761)	130108	1.99800	124.9
\$ 2 Phenol-d5	99	7.133	7.133	(0.945)	175751	2.03824	127.4
3 Phenol	94	7.145	7.145	(0.946)	159799	1.38960	86.85
\$ 5 2-Chlorophenol-d4	132	7.261	7.272	(0.962)	121513	2.09698	131.1
7 1,3-Dichlorobenzene	146	7.481	7.498	(0.991)	139702	1.81398	113.4
* 8 1,4-Dichlorobenzene-d4	152	7.551	7.550	(1.000)	108996	2.00000	
9 1,4-Dichlorobenzene	146	7.568	7.568	(1.002)	121679	1.52364	95.23
\$ 10 1,2-Dichlorobenzene-d4	152	7.845	7.844	(1.039)	59775	1.44350	90.22
11 Benzyl alcohol	79	7.827	7.810	(1.037)	358254	4.87098	304.4
12 1,2-Dichlorobenzene	146	7.862	7.862	(1.041)	116864	1.62503	101.6
13 2-Methylphenol	108	8.047	8.046	(1.066)	115195	1.65631	103.5
15 4-Methylphenol	108	8.277	8.277	(1.096)	220502	3.10096	193.8
16 N-Nitroso-di-n-propylamine	70	8.262	8.261	(1.094)	89276	1.34219	83.89
\$ 18 Nitrobenzene-d5	82	8.447	8.446	(0.887)	132952	1.49660	93.54

Compounds	QUANT SIG				RESPONSE	CONCENTRATIONS	
	MASS	RT	EXP RT	REL RT		ON-COLUMN (ug/mL)	FINAL (ug/kg)
22 2,4-Dimethylphenol	107	9.081	9.081	(0.954)	100537	1.25010	78.13
26 1,2,4-Trichlorobenzene	180	9.485	9.485	(0.996)	90970	1.78679	111.7
* 27 Naphthalene-d8	136	9.523	9.542	(1.000)	327258	2.00000	
30 Hexachlorobutadiene	225	9.888	9.888	(1.038)	48763	1.83968	115.0
\$ 36 2-Fluorobiphenyl	172	11.321	11.320	(0.915)	188842	1.49669	93.54
39 Dimethylphthalate	163	12.048	12.047	(0.973)	256984	1.94261	121.4
* 42 Acenaphthene-d10	162	12.376	12.376	(1.000)	176860	2.00000	
50 Diethylphthalate	149	13.192	13.192	(1.066)	306104	2.27035	141.9
54 N-Nitrosodiphenylamine	169	13.470	13.470	(0.914)	146554	1.66681	104.2
\$ 55 2,4,6-Tribromophenol	330	13.667	13.667	(0.927)	35789	2.58514	161.6
57 Hexachlorobenzene	284	14.275	14.275	(0.969)	60624	1.89275	118.3
58 Pentachlorophenol	266	14.567	14.567	(0.988)	32788	1.66452	104.0
* 59 Phenanthrene-d10	188	14.737	14.736	(1.000)	292868	2.00000	
\$ 66 Terphenyl-d14	244	17.370	17.382	(0.913)	145969	2.25345	140.8
67 Butylbenzylphthalate	149	18.250	18.249	(0.959)	200843	2.47955	155.0
* 69 Chrysene-d12	240	19.021	19.036	(1.000)	208235	2.00000	
* 77 Perylene-d12	264	21.176	21.175	(1.000)	158565	2.00000	
79 Dibenzo(a,h)anthracene	278	22.684	22.683	(1.071)	198002	2.68843	168.0
90 N-Nitrosodimethylamine	74	3.615	3.500	(0.479)	72801	1.41508	88.44

Analytical Resources, Inc.

INTERNAL STANDARD COMPOUNDS
 AREA AND RT SUMMARY

Instrument ID: nt2.i	Calibration Date: 13-JUN-2009
Lab File ID: pb35sbr.d	Calibration Time: 10:42
Lab Smp Id: PB35LCSS1	Client Smp ID: PB35LCSS1
Analysis Type: SV	Level: LOW
Quant Type: ISTD	Sample Type: Solid
Operator: VTS	
Method File: /chem3/nt2.i/20090613.b/SIMABN.m	
Misc Info: 09-12731	

Test Mode: Use Initial Calibration Level 4.

COMPOUND	STANDARD	AREA LIMIT		SAMPLE	%DIFF
		LOWER	UPPER		
8 1,4-Dichlorobenze	119785	59892	239570	108996	-9.01
27 Naphthalene-d8	372217	186108	744434	327258	-12.08
42 Acenaphthene-d10	182713	91356	365426	176860	-3.20
59 Phenanthrene-d10	286879	143440	573758	292868	2.09
69 Chrysene-d12	251912	125956	503824	208235	-17.34
77 Perylene-d12	231524	115762	463048	158565	-31.51

COMPOUND	STANDARD	RT LIMIT		SAMPLE	%DIFF
		LOWER	UPPER		
8 1,4-Dichlorobenze	7.55	7.05	8.05	7.55	0.00
27 Naphthalene-d8	9.54	9.04	10.04	9.52	-0.20
42 Acenaphthene-d10	12.38	11.88	12.88	12.38	0.00
59 Phenanthrene-d10	14.74	14.24	15.24	14.74	0.00
69 Chrysene-d12	19.04	18.54	19.54	19.02	-0.08
77 Perylene-d12	21.18	20.68	21.68	21.18	0.00

AREA UPPER LIMIT = +100% of internal standard area.
 AREA LOWER LIMIT = - 50% of internal standard area.
 RT UPPER LIMIT = + 0.50 minutes of internal standard RT.
 RT LOWER LIMIT = - 0.50 minutes of internal standard RT.

Analytical Resources, Inc.

RECOVERY REPORT

Client Name: ESC Client SDG: PB35
 Sample Matrix: SOLID Fraction: SV
 Lab Smp Id: PB35LCSS1 Client Smp ID: PB35LCSS1
 Level: LOW Operator: VTS
 Data Type: MS DATA SampleType: LCS
 SpikeList File: wind.spk Quant Type: ISTD
 Sublist File: wind.sub
 Method File: /chem3/nt2.i/20090613.b/SIMABN.m
 Misc Info: 09-12731

SPIKE COMPOUND	CONC ADDED ug/kg	CONC RECOVERED ug/kg	% RECOVERED	LIMITS
3 Phenol	156.3	86.85	55.58	30-160
7 1,3-Dichlorobenzen	156.3	113.4	72.56	30-160
9 1,4-Dichlorobenzen	156.3	95.23	60.95	30-160
11 Benzyl alcohol	312.5	304.4	97.42	30-160
12 1,2-Dichlorobenzen	156.3	101.6	65.00	30-160
13 2-Methylphenol	156.3	103.5	66.25	30-160
15 4-Methylphenol	312.5	193.8	62.02	30-160
16 N-Nitroso-di-n-pro	156.3	83.89	53.69	30-160
22 2,4-Dimethylphenol	156.3	78.13	50.00	30-160
26 1,2,4-Trichloroben	156.3	111.7	71.47	30-160
30 Hexachlorobutadien	156.3	115.0	73.59	30-160
50 Diethylphthalate	156.3	141.9	90.81	30-160
54 N-Nitrosodiphenyla	156.3	104.2	66.67	30-160
57 Hexachlorobenzene	156.3	118.3	75.71	30-160
58 Pentachlorophenol	156.3	104.0	66.58	30-160
67 Butylbenzylphthala	156.3	155.0	99.18	30-160
79 Dibenzo(a,h) anthra	156.3	168.0	107.54	30-160
90 N-Nitrosodimethyla	156.3	88.44	56.60	30-160

SURROGATE COMPOUND	CONC ADDED ug/kg	CONC RECOVERED ug/kg	% RECOVERED	LIMITS
\$ 1 2-Fluorophenol	234.4	124.9	53.28	30-160
\$ 2 Phenol-d5	234.4	127.4	54.35	30-160
\$ 5 2-Chlorophenol-d4	234.4	131.1	55.92	30-160
\$ 10 1,2-Dichlorobenzen	156.3	90.22	57.74	30-160
\$ 18 Nitrobenzene-d5	156.3	93.54	59.86	30-160
\$ 36 2-Fluorobiphenyl	156.3	93.54	59.87	30-160
\$ 55 2,4,6-Tribromophen	234.4	161.6	68.94	30-160
\$ 66 Terphenyl-d14	156.3	140.8	90.14	30-160

--	--	--	--	--

Date: 13-JUN-2009 12:59

Client ID: PB35LCSS1

Sample Info: PB35LCSS1

Volume Injected (uL): 2.0

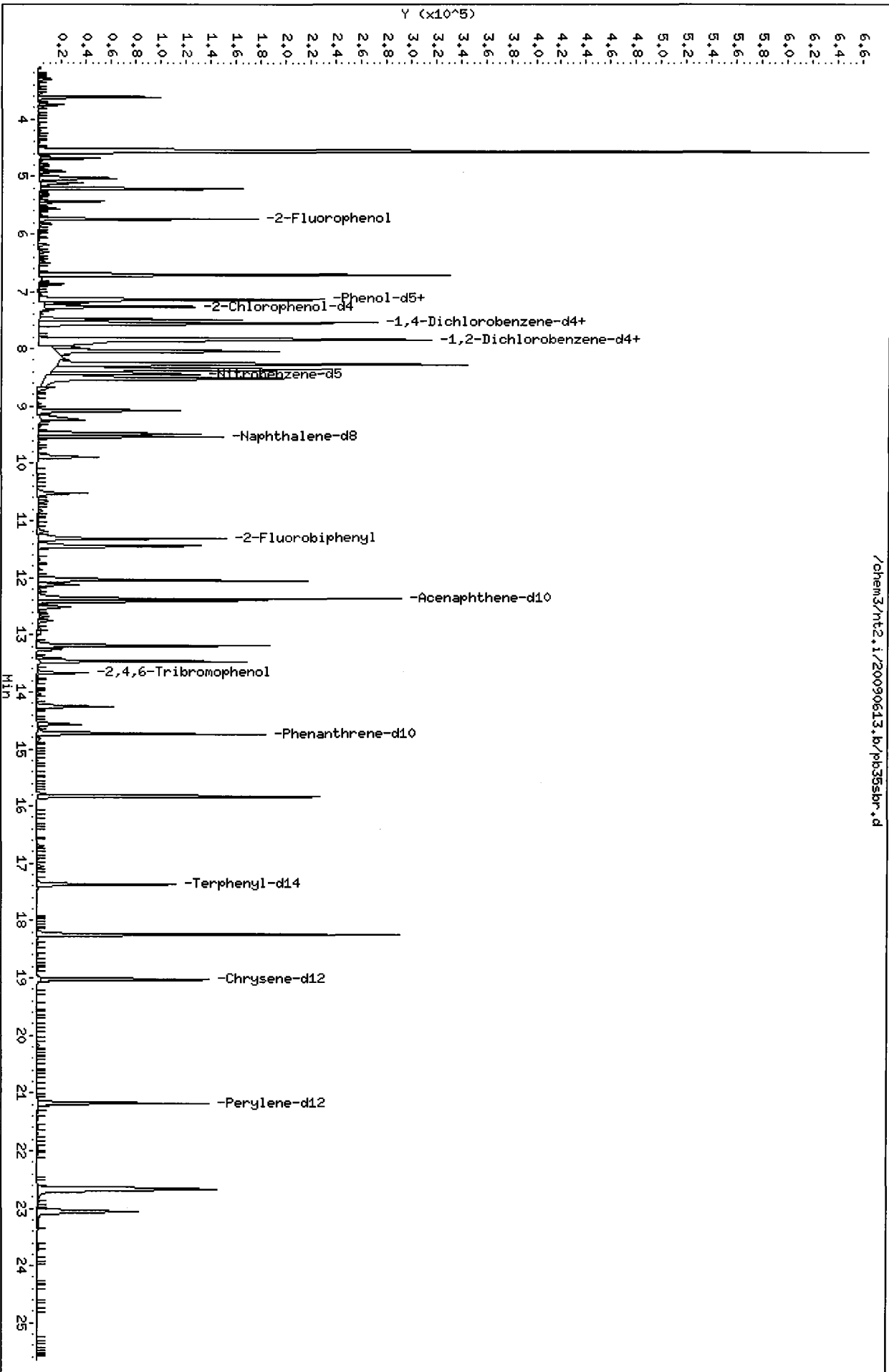
Column phase: ZB-5

Instrument: nt2.i

Operator: VTS

Column diameter: 0.32

/chem3/nt2.i/20090613.b/pb35sbr.d



ORGANICS ANALYSIS DATA SHEET

Semivolatiles by Selected Ion Monitoring GC/MS

Sample ID: 3SED12-A

Page 1 of 1

MATRIX SPIKE

Lab Sample ID: PB350

QC Report No: PB35-ENVIROMENTAL SCIENCE CORP.

LIMS ID: 09-12731

Project: JELD-WEN NORD DOOR

Matrix: Sediment

Event: NA

Data Release Authorized:

Date Sampled: 06/03/09

Reported: 06/17/09

Date Received: 06/03/09

Date Extracted: 06/08/09

Sample Amount: 16.6 g-dry-wt

Date Analyzed: 06/13/09 14:08

Final Extract Volume: 1.0 mL

Instrument/Analyst: NT2/PK

Dilution Factor: 1.00

GPC Cleanup: Yes

Percent Moisture: 34.0%

Silica Gel Cleanup: No

Alumina Cleanup: No

CAS Number	Analyte	RL	Result
53-70-3	Dibenz (a, h) anthracene	6.0	---
106-46-7	1,4-Dichlorobenzene	6.0	---
120-82-1	1,2,4-Trichlorobenzene	6.0	---
118-74-1	Hexachlorobenzene	6.0	---
87-68-3	Hexachlorobutadiene	6.0	---
131-11-3	Dimethylphthalate	15	---
85-68-7	Butylbenzylphthalate	15	---
95-48-7	2-Methylphenol	6.0	---
105-67-9	2,4-Dimethylphenol	6.0	---
86-30-6	N-Nitrosodiphenylamine	6.0	---
100-51-6	Benzyl Alcohol	30	---
87-86-5	Pentachlorophenol	30	---
95-50-1	1,2-Dichlorobenzene	6.0	---
541-73-1	1,3-Dichlorobenzene	6.0	---

Reported in $\mu\text{g}/\text{kg}$ (ppb)

SIM Semivolatile Surrogate Recovery

2-Fluorobiphenyl	69.6%	d5-Phenol	61.6%
2-Fluorophenol	63.2%	d4-2-Chlorophenol	74.4%
d4-1,2-Dichlorobenzene	64.0%	d5-Nitrobenzene	67.6%
2,4,6-Tribromophenol	88.0%	d14-p-Terphenyl	107%

Analytical Resources, Inc.

Semivolatiles Report SW846 Method 8270D

Data file : /chem3/nt2.i/20090613.b/pb35oms.d
 Lab Smp Id: PB35OMS Client Smp ID: 3SED12-A MS
 Inj Date : 13-JUN-2009 14:08
 Operator : VTS Inst ID: nt2.i
 Smp Info : PB35OMS
 Misc Info : 09-12731
 Comment :
 Method : /chem3/nt2.i/20090613.b/SIMABN.m
 Meth Date : 16-Jun-2009 11:53 peter Quant Type: ISTD
 Cal Date : 11-MAY-2009 13:57 Cal File: ic051104.d
 Als bottle: 4 QC Sample: MS
 Dil Factor: 1.00000
 Integrator: HP RTE Compound Sublist: wind.sub
 Target Version: 3.50

Concentration Formula: Amt * DF * Vt / (Ws * (100 - M) / 100) * CpndVariable

Name	Value	Description
DF	1.00000	Dilution Factor
Vt	1000.00000	Volume of final extract (uL)
Ws	25.20000	Weight of sample extracted (g)
M	34.00000	% Moisture

Cpnd Variable

Local Compound Variable

Compounds	QUANT	SIG	RT	EXP RT	REL RT	RESPONSE	CONCENTRATIONS	
							ON-COLUMN (ug/mL)	FINAL (ug/kg)
\$ 1 2-Fluorophenol	112		5.753	5.714	(0.762)	151375	2.36666	142.3
\$ 2 Phenol-d5	99		7.146	7.133	(0.946)	22932	0.27076	16.28 (R)
3 Phenol	94		7.215	7.145	(0.955)	177363	1.57025	94.41 (H)
\$ 5 2-Chlorophenol-d4	132		7.273	7.272	(0.963)	158756	2.78929	167.7
7 1,3-Dichlorobenzene	146		7.499	7.498	(0.993)	145458	1.92291	115.6
* 8 1,4-Dichlorobenzene-d4	152		7.551	7.550	(1.000)	107058	2.00000	
9 1,4-Dichlorobenzene	146		7.568	7.568	(1.002)	130486	1.66350	100.0
\$ 10 1,2-Dichlorobenzene-d4	152		7.845	7.844	(1.039)	65035	1.59895	96.14
11 Benzyl alcohol	79		7.828	7.810	(1.037)	363907	5.03740	302.9
12 1,2-Dichlorobenzene	146		7.863	7.862	(1.041)	127215	1.80098	108.3
13 2-Methylphenol	108		8.061	8.046	(1.067)	132220	1.93551	116.4
15 4-Methylphenol	108		8.291	8.277	(1.098)	265849	3.80636	228.9
16 N-Nitroso-di-n-propylamine	70		8.276	8.261	(1.096)	120684	1.84723	111.1
\$ 18 Nitrobenzene-d5	82		8.445	8.446	(0.885)	148750	1.69203	101.7
22 2,4-Dimethylphenol	107		9.082	9.081	(0.952)	151122	1.89884	114.2

Compounds	QUANT SIG				RESPONSE	CONCENTRATIONS	
	MASS	RT	EXP RT	REL RT		ON-COLUMN (ug/mL)	FINAL (ug/kg)
26 1,2,4-Trichlorobenzene	180	9.486	9.485	(0.994)	100400	1.99274	119.8
* 27 Naphthalene-d8	136	9.543	9.542	(1.000)	323853	2.00000	
30 Hexachlorobutadiene	225	9.889	9.888	(1.036)	53556	2.04175	122.8
\$ 36 2-Fluorobiphenyl	172	11.320	11.320	(0.915)	212271	1.73801	104.5
39 Dimethylphthalate	163	12.046	12.047	(0.973)	281979	2.20204	132.4
* 42 Acenaphthene-d10	162	12.375	12.376	(1.000)	171199	2.00000	
50 Diethylphthalate	149	13.193	13.192	(1.066)	389688	2.98586	179.5
54 N-Nitrosodiphenylamine	169	13.471	13.470	(0.914)	174341	1.97815	118.9
\$ 55 2,4,6-Tribromophenol	330	13.668	13.667	(0.927)	45790	3.29972	198.4
57 Hexachlorobenzene	284	14.275	14.275	(0.969)	68782	2.14238	128.8
58 Pentachlorophenol	266	14.568	14.567	(0.988)	44257	2.24144	134.8
* 59 Phenanthrene-d10	188	14.737	14.736	(1.000)	293562	2.00000	
\$ 66 Terphenyl-d14	244	17.381	17.382	(0.913)	130997	2.68430	161.4
67 Butylbenzylphthalate	149	18.249	18.249	(0.959)	145248	2.38018	143.1
* 69 Chrysene-d12	240	19.036	19.036	(1.000)	156881	2.00000	
* 77 Perylene-d12	264	21.190	21.175	(1.000)	148943	2.00000	
79 Dibenzo(a,h)anthracene	278	22.698	22.683	(1.071)	200710	2.90125	174.4
90 N-Nitrosodimethylamine	74	3.623	3.500	(0.480)	85245	1.68695	101.4

QC Flag Legend

R - Spike/Surrogate failed recovery limits.
 H - Operator selected an alternate compound hit.

Analytical Resources, Inc.

INTERNAL STANDARD COMPOUNDS
 AREA AND RT SUMMARY

Instrument ID: nt2.i
 Lab File ID: pb35oms.d
 Lab Smp Id: PB35OMS
 Analysis Type: SV
 Quant Type: ISTD
 Operator: VTS
 Method File: /chem3/nt2.i/20090613.b/SIMABN.m
 Misc Info: 09-12731

Calibration Date: 13-JUN-2009
 Calibration Time: 10:42
 Client Smp ID: 3SED12-A MS
 Level: LOW
 Sample Type: Sediment

Test Mode:
 Use Initial Calibration Level 4.

COMPOUND	STANDARD	AREA LIMIT		SAMPLE	%DIFF
		LOWER	UPPER		
8 1,4-Dichlorobenze	119785	59892	239570	107058	-10.62
27 Naphthalene-d8	372217	186108	744434	323853	-12.99
42 Acenaphthene-d10	182713	91356	365426	171199	-6.30
59 Phenanthrene-d10	286879	143440	573758	293562	2.33
69 Chrysene-d12	251912	125956	503824	156881	-37.72
77 Perylene-d12	231524	115762	463048	148943	-35.67

COMPOUND	STANDARD	RT LIMIT		SAMPLE	%DIFF
		LOWER	UPPER		
8 1,4-Dichlorobenze	7.55	7.05	8.05	7.55	0.01
27 Naphthalene-d8	9.54	9.04	10.04	9.54	0.01
42 Acenaphthene-d10	12.38	11.88	12.88	12.37	-0.01
59 Phenanthrene-d10	14.74	14.24	15.24	14.74	0.01
69 Chrysene-d12	19.04	18.54	19.54	19.04	0.00
77 Perylene-d12	21.18	20.68	21.68	21.19	0.07

AREA UPPER LIMIT = +100% of internal standard area.
 AREA LOWER LIMIT = - 50% of internal standard area.
 RT UPPER LIMIT = + 0.50 minutes of internal standard RT.
 RT LOWER LIMIT = - 0.50 minutes of internal standard RT.

Analytical Resources, Inc.

RECOVERY REPORT

Client Name: ESC Client SDG: PB35
 Sample Matrix: SOLID Fraction: SV
 Lab Smp Id: PB35OMS Client Smp ID: 3SED12-A MS
 Level: LOW Operator: VTS
 Data Type: MS DATA SampleType: MS
 SpikeList File: wind.spk Quant Type: ISTD
 Sublist File: wind.sub
 Method File: /chem3/nt2.i/20090613.b/SIMABN.m
 Misc Info: 09-12731

SPIKE COMPOUND	CONC ADDED ug/kg	CONC RECOVERED ug/kg	% RECOVERED	LIMITS
3 Phenol	150.3	94.41	62.81	30-160
7 1,3-Dichlorobenzen	150.3	115.6	76.92	30-160
9 1,4-Dichlorobenzen	150.3	100.0	66.54	30-160
11 Benzyl alcohol	300.6	302.9	100.75	30-160
12 1,2-Dichlorobenzen	150.3	108.3	72.04	30-160
13 2-Methylphenol	150.3	116.4	77.42	30-160
15 4-Methylphenol	300.6	228.9	76.13	30-160
16 N-Nitroso-di-n-pro	150.3	111.1	73.89	30-160
22 2,4-Dimethylphenol	150.3	114.2	75.95	30-160
26 1,2,4-Trichloroben	150.3	119.8	79.71	30-160
30 Hexachlorobutadien	150.3	122.8	81.67	30-160
50 Diethylphthalate	150.3	179.5	119.43	30-160
54 N-Nitrosodiphenyla	150.3	118.9	79.13	30-160
57 Hexachlorobenzene	150.3	128.8	85.70	30-160
58 Pentachlorophenol	150.3	134.8	89.66	30-160
67 Butylbenzylphthala	150.3	143.1	95.21	30-160
79 Dibenzo(a,h) anthra	150.3	174.4	116.05	30-160
90 N-Nitrosodimethyla	150.3	101.4	67.48	30-160

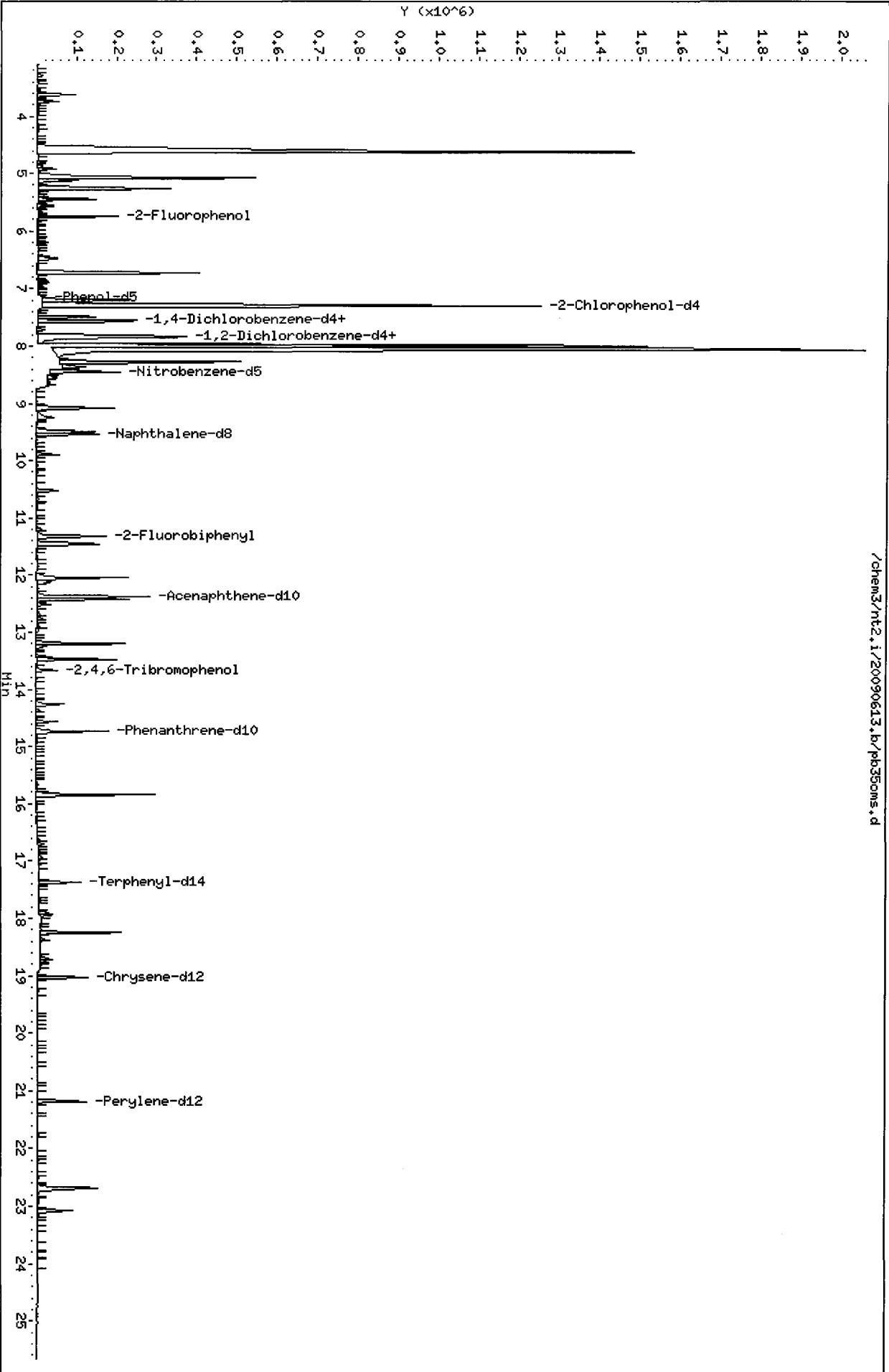
SURROGATE COMPOUND	CONC ADDED ug/kg	CONC RECOVERED ug/kg	% RECOVERED	LIMITS
\$ 1 2-Fluorophenol	225.5	142.3	63.11	30-160
\$ 2 Phenol-d5	225.5	16.28	7.22*	30-160
\$ 5 2-Chlorophenol-d4	225.5	167.7	74.38	30-160
\$ 10 1,2-Dichlorobenzen	150.3	96.14	63.96	30-160
\$ 18 Nitrobenzene-d5	150.3	101.7	67.68	30-160
\$ 36 2-Fluorobiphenyl	150.3	104.5	69.52	30-160
\$ 55 2,4,6-Tribromophen	225.5	198.4	87.99	30-160
\$ 66 Terphenyl-d14	150.3	161.4	107.37	30-160

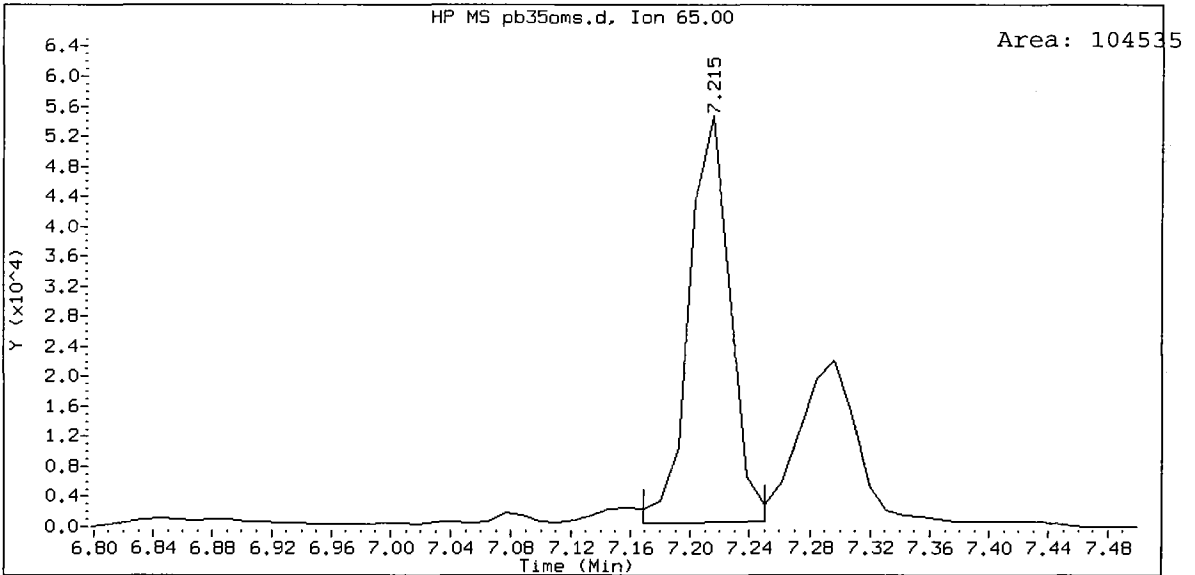
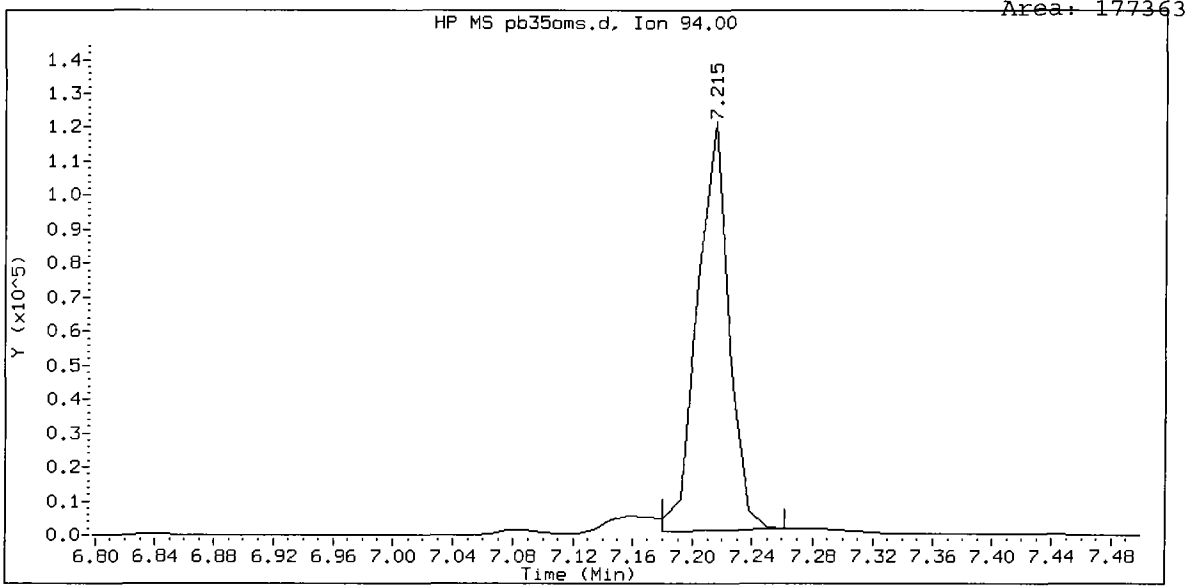
--	--	--	--	--

Data File: /chem3/nt2.i/20090613.b/pb35oms.d
Date: 13-JUN-2009 14:08
Client ID: 3SED12-A MS
Sample Info: PB35OMS
Volume Injected (uL): 2.0
Column phase: ZB-5

Instrument: nt2.i
Operator: VTS
Column diameter: 0.32

/chem3/nt2.i/20090613.b/pb35oms.d





ORGANICS ANALYSIS DATA SHEET

Semivolatiles by Selected Ion Monitoring GC/MS

Sample ID: 3SED12-A

Page 1 of 1

MATRIX SPIKE DUPLICATE

Lab Sample ID: PB350


QC Report No: PB35-ENVIROMENTAL SCIENCE CORP.

LIMS ID: 09-12731

Project: JELD-WEN NORD DOOR

Matrix: Sediment

Event: NA

Data Release Authorized: 

Date Sampled: 06/03/09

Reported: 06/17/09

Date Received: 06/03/09

Date Extracted: 06/08/09

Sample Amount: 16.6 g-dry-wt

Date Analyzed: 06/13/09 14:42

Final Extract Volume: 1.0 mL

Instrument/Analyst: NT2/PK

Dilution Factor: 1.00

GPC Cleanup: Yes

Percent Moisture: 34.0%

Silica Gel Cleanup: No

Alumina Cleanup: No

CAS Number	Analyte	RL	Result
53-70-3	Dibenz (a, h) anthracene	6.0	---
106-46-7	1,4-Dichlorobenzene	6.0	---
120-82-1	1,2,4-Trichlorobenzene	6.0	---
118-74-1	Hexachlorobenzene	6.0	---
87-68-3	Hexachlorobutadiene	6.0	---
131-11-3	Dimethylphthalate	15	---
85-68-7	Butylbenzylphthalate	15	---
95-48-7	2-Methylphenol	6.0	---
105-67-9	2,4-Dimethylphenol	6.0	---
86-30-6	N-Nitrosodiphenylamine	6.0	---
100-51-6	Benzyl Alcohol	30	---
87-86-5	Pentachlorophenol	30	---
95-50-1	1,2-Dichlorobenzene	6.0	---
541-73-1	1,3-Dichlorobenzene	6.0	---

Reported in $\mu\text{g}/\text{kg}$ (ppb)

SIM Semivolatile Surrogate Recovery

2-Fluorobiphenyl	67.6%	d5-Phenol	61.6%
2-Fluorophenol	63.2%	d4-2-Chlorophenol	73.6%
d4-1,2-Dichlorobenzene	64.8%	d5-Nitrobenzene	66.4%
2,4,6-Tribromophenol	85.6%	d14-p-Terphenyl	105%

Analytical Resources, Inc.

Semivolatle Report SW846 Method 8270D
 Data file : /chem3/nt2.i/20090613.b/pb35omsd.d
 Lab Smp Id: PB35OMSD Client Smp ID: 3SED12-A MSD
 Inj Date : 13-JUN-2009 14:42
 Operator : VTS Inst ID: nt2.i
 Smp Info : PB35OMSD
 Misc Info : 09-12731
 Comment :
 Method : /chem3/nt2.i/20090613.b/SIMABN.m
 Meth Date : 16-Jun-2009 11:53 peter Quant Type: ISTD
 Cal Date : 11-MAY-2009 13:57 Cal File: ic051104.d
 Als bottle: 5 QC Sample: MSD
 Dil Factor: 1.00000
 Integrator: HP RTE Compound Sublist: wind.sub
 Target Version: 3.50

Concentration Formula: $Amt * DF * Vt / (Ws * (100 - M) / 100) * CpndVariable$

Name	Value	Description
DF	1.00000	Dilution Factor
Vt	1000.00000	Volume of final extract (uL)
Ws	25.20000	Weight of sample extracted (g)
M	34.00000	% Moisture

Cpnd Variable

Local Compound Variable

Compounds	QUANT	SIG	RT	EXP RT	REL RT	RESPONSE	CONCENTRATIONS	
							ON-COLUMN (ug/mL)	FINAL (ug/kg)
\$ 1 2-Fluorophenol	112	==	5.753	5.714	(0.762)	144431	2.36919	142.4
\$ 2 Phenol-d5	99		7.145	7.133	(0.946)	16322	0.20220	12.16(R)
3 Phenol	94		7.214	7.145	(0.955)	175929	1.63419	98.26(H)
\$ 5 2-Chlorophenol-d4	132		7.284	7.272	(0.965)	149830	2.76197	166.1
7 1,3-Dichlorobenzene	146		7.499	7.498	(0.993)	141235	1.95894	117.8
* 8 1,4-Dichlorobenzene-d4	152		7.551	7.550	(1.000)	102038	2.00000	
9 1,4-Dichlorobenzene	146		7.585	7.568	(1.005)	125910	1.68413	101.3
\$ 10 1,2-Dichlorobenzene-d4	152		7.845	7.844	(1.039)	62977	1.62453	97.68
11 Benzyl alcohol	79		7.827	7.810	(1.037)	362381	5.26307	316.4
12 1,2-Dichlorobenzene	146		7.862	7.862	(1.041)	125648	1.86631	112.2
13 2-Methylphenol	108		8.062	8.046	(1.068)	124604	1.91376	115.1
15 4-Methylphenol	108		8.292	8.277	(1.098)	261886	3.93409	236.5
16 N-Nitroso-di-n-propylamine	70		8.277	8.261	(1.096)	122769	1.97159	118.5
\$ 18 Nitrobenzene-d5	82		8.446	8.446	(0.885)	145556	1.65737	99.65
22 2,4-Dimethylphenol	107		9.082	9.081	(0.952)	151660	1.90751	114.7

Compounds	QUANT SIG				RESPONSE	CONCENTRATIONS	
	MASS	RT	EXP RT	REL RT		ON-COLUMN (ug/mL)	FINAL (ug/kg)
=====	====	==	=====	=====	=====	=====	=====
26 1,2,4-Trichlorobenzene	180	9.485	9.485	(0.994)	100547	1.99766	120.1
* 27 Naphthalene-d8	136	9.543	9.542	(1.000)	323528	2.00000	
30 Hexachlorobutadiene	225	9.889	9.888	(1.036)	52488	2.00305	120.4
\$ 36 2-Fluorobiphenyl	172	11.321	11.320	(0.915)	202025	1.69015	101.6
39 Dimethylphthalate	163	12.047	12.047	(0.973)	266347	2.12528	127.8
* 42 Acenaphthene-d10	162	12.376	12.376	(1.000)	167549	2.00000	
50 Diethylphthalate	149	13.193	13.192	(1.066)	341810	2.67606	160.9
54 N-Nitrosodiphenylamine	169	13.470	13.470	(0.914)	176636	2.02808	121.9
\$ 55 2,4,6-Tribromophenol	330	13.667	13.667	(0.927)	43962	3.20574	192.7
57 Hexachlorobenzene	284	14.274	14.275	(0.969)	69444	2.18877	131.6
58 Pentachlorophenol	266	14.567	14.567	(0.988)	41603	2.13213	128.2
* 59 Phenanthrene-d10	188	14.736	14.736	(1.000)	290105	2.00000	
\$ 66 Terphenyl-d14	244	17.382	17.382	(0.913)	126829	2.62306	157.7
67 Butylbenzylphthalate	149	18.261	18.249	(0.959)	142492	2.35672	141.7
* 69 Chrysene-d12	240	19.037	19.036	(1.000)	155436	2.00000	
* 77 Perylene-d12	264	21.191	21.175	(1.000)	152010	2.00000	
79 Dibenzo(a,h)anthracene	278	22.699	22.683	(1.071)	194268	2.75147	165.4
90 N-Nitrosodimethylamine	74	3.616	3.500	(0.479)	84978	1.76440	106.1

QC Flag Legend

R - Spike/Surrogate failed recovery limits.
 H - Operator selected an alternate compound hit.

Analytical Resources, Inc.

INTERNAL STANDARD COMPOUNDS
 AREA AND RT SUMMARY

Instrument ID: nt2.i
 Lab File ID: pb35omsd.d
 Lab Smp Id: PB35OMSD
 Analysis Type: SV
 Quant Type: ISTD
 Operator: VTS
 Method File: /chem3/nt2.i/20090613.b/SIMABN.m
 Misc Info: 09-12731

Calibration Date: 13-JUN-2009
 Calibration Time: 10:42
 Client Smp ID: 3SED12-A MSD
 Level: LOW
 Sample Type: Sediment

Test Mode:
 Use Initial Calibration Level 4.

COMPOUND	STANDARD	AREA LIMIT		SAMPLE	%DIFF
		LOWER	UPPER		
8 1,4-Dichlorobenze	119785	59892	239570	102038	-14.82
27 Naphthalene-d8	372217	186108	744434	323528	-13.08
42 Acenaphthene-d10	182713	91356	365426	167549	-8.30
59 Phenanthrene-d10	286879	143440	573758	290105	1.12
69 Chrysene-d12	251912	125956	503824	155436	-38.30
77 Perylene-d12	231524	115762	463048	152010	-34.34

COMPOUND	STANDARD	RT LIMIT		SAMPLE	%DIFF
		LOWER	UPPER		
8 1,4-Dichlorobenze	7.55	7.05	8.05	7.55	0.00
27 Naphthalene-d8	9.54	9.04	10.04	9.54	0.01
42 Acenaphthene-d10	12.38	11.88	12.88	12.38	0.00
59 Phenanthrene-d10	14.74	14.24	15.24	14.74	0.00
69 Chrysene-d12	19.04	18.54	19.54	19.04	0.00
77 Perylene-d12	21.18	20.68	21.68	21.19	0.08

AREA UPPER LIMIT = +100% of internal standard area.
 AREA LOWER LIMIT = - 50% of internal standard area.
 RT UPPER LIMIT = + 0.50 minutes of internal standard RT.
 RT LOWER LIMIT = - 0.50 minutes of internal standard RT.

Analytical Resources, Inc.

RECOVERY REPORT

Client Name: ESC Client SDG: PB35
 Sample Matrix: SOLID Fraction: SV
 Lab Smp Id: PB35OMSD Client Smp ID: 3SED12-A MSD
 Level: LOW Operator: VTS
 Data Type: MS DATA SampleType: MSD
 SpikeList File: wind.spk Quant Type: ISTD
 Sublist File: wind.sub
 Method File: /chem3/nt2.i/20090613.b/SIMABN.m
 Misc Info: 09-12731

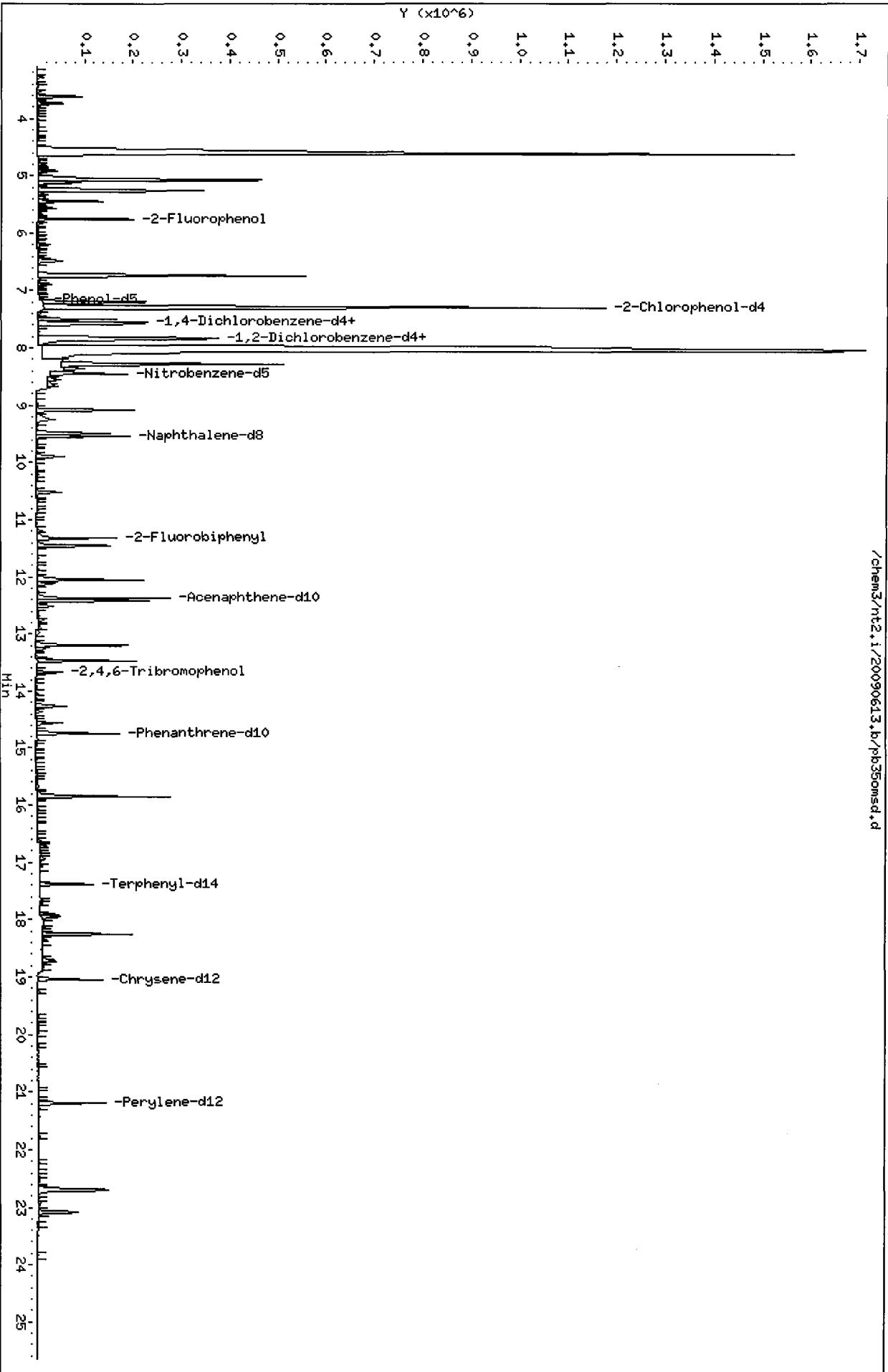
SPIKE COMPOUND	CONC ADDED ug/kg	CONC RECOVERED ug/kg	% RECOVERED	LIMITS
3 Phenol	150.3	98.26	65.37	30-160
7 1,3-Dichlorobenzen	150.3	117.8	78.36	30-160
9 1,4-Dichlorobenzen	150.3	101.3	67.37	30-160
11 Benzyl alcohol	300.6	316.4	105.26	30-160
12 1,2-Dichlorobenzen	150.3	112.2	74.65	30-160
13 2-Methylphenol	150.3	115.1	76.55	30-160
15 4-Methylphenol	300.6	236.5	78.68	30-160
16 N-Nitroso-di-n-pro	150.3	118.5	78.86	30-160
22 2,4-Dimethylphenol	150.3	114.7	76.30	30-160
26 1,2,4-Trichloroben	150.3	120.1	79.91	30-160
30 Hexachlorobutadien	150.3	120.4	80.12	30-160
50 Diethylphthalate	150.3	160.9	107.04	30-160
54 N-Nitrosodiphenyla	150.3	121.9	81.12	30-160
57 Hexachlorobenzene	150.3	131.6	87.55	30-160
58 Pentachlorophenol	150.3	128.2	85.29	30-160
67 Butylbenzylphthala	150.3	141.7	94.27	30-160
79 Dibenzo(a,h) anthra	150.3	165.4	110.06	30-160
90 N-Nitrosodimethyla	150.3	106.1	70.58	30-160

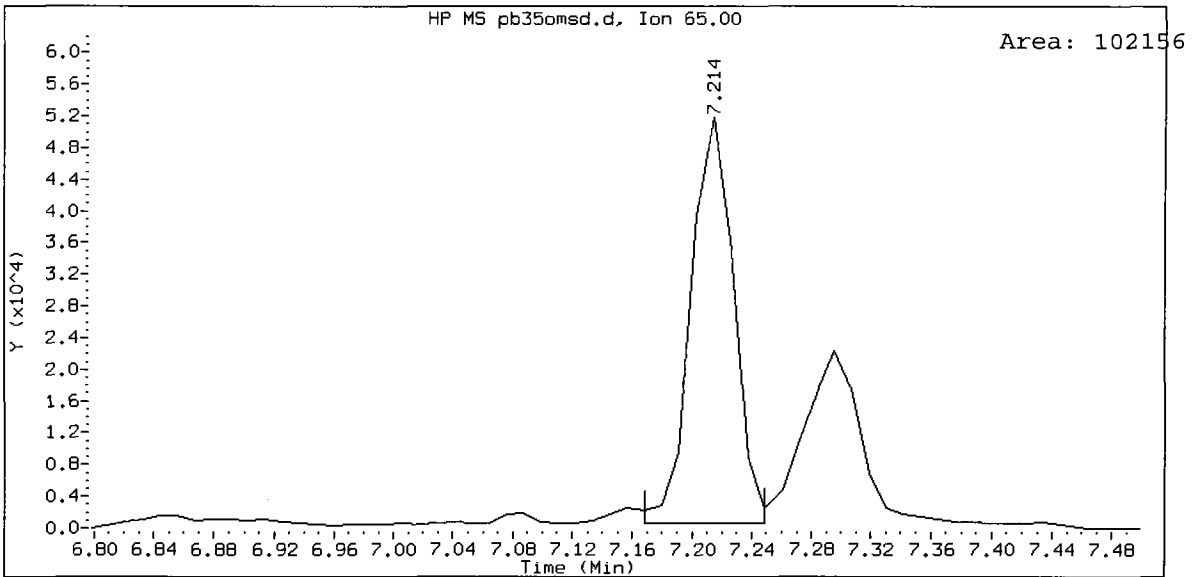
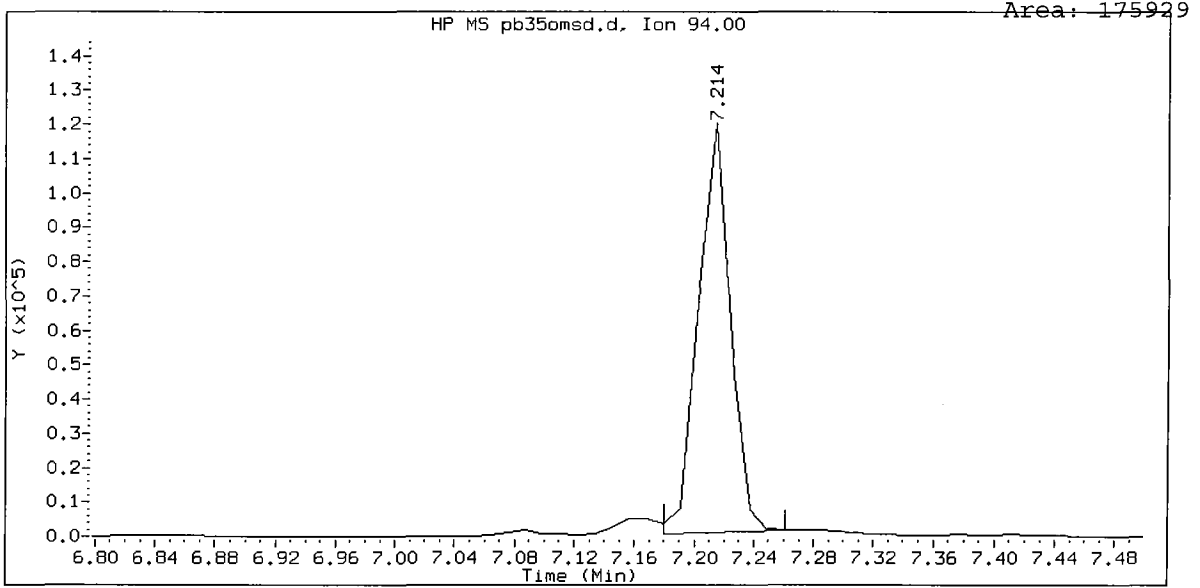
SURROGATE COMPOUND	CONC ADDED ug/kg	CONC RECOVERED ug/kg	% RECOVERED	LIMITS
\$ 1 2-Fluorophenol	225.5	142.4	63.18	30-160
\$ 2 Phenol-d5	225.5	12.18	5.39*	30-160
\$ 5 2-Chlorophenol-d4	225.5	166.1	73.65	30-160
\$ 10 1,2-Dichlorobenzen	150.3	97.68	64.98	30-160
\$ 18 Nitrobenzene-d5	150.3	99.65	66.29	30-160
\$ 36 2-Fluorobiphenyl	150.3	101.6	67.61	30-160
\$ 55 2,4,6-Tribromophen	225.5	192.7	85.49	30-160
\$ 66 Terphenyl-d14	150.3	157.7	104.92	30-160

--	--	--	--	--

Data File: /chem3/nt2.i/20090613.b/pb35omsd.d
Date: 13-JUN-2009 14:42
Client ID: 3SEDL2-A MSD
Sample Info: PB35OMSD
Volume Injected (uL): 2.0
Column phase: ZB-5

Instrument: nt2.i
Operator: VTS
Column diameter: 0.32





SIM Semivolatile Analysis
Extraction Bench Sheets/Run Logs

prepared
for

ENVIROMENTAL SCIENCE CORP.

Project: JELD-WEN NORD DOOR

ARI JOB NO: PB35

prepared
by

Analytical Resources, Inc.



Preparation Test BAN # 7

ARI Job No(s) PB35

SIM BAN

Batch set up by: JH

Bottle #	Extraction Requirements	Verify Client ID	Volume Extracted	KD	Turbo Vap	GPC Prep Filter	(REQ) GPC (1:1) ① or 2 ① Y/N	Post GPC KD	Turbo Vap ① 2 3	Final Effective Volume	Volume to Lab	Comments
	MBS PB35	Date 6-8-09	16g							1mL	1mL	(Use 5g Pre-Deactivated Sodium Sulfate for Blanks)
	SBS ↓	✓	↓						✓	↓	↓	↓
	SBS Dup.		↓							↓	↓	↓
3	PB35 A	verified	26.10									
3	C		29.23			GOX						
3	E		31.19			GOX						
3	G		24.27			↓						
4	I		24.07									
6	J		25.19			GOX						
3	K		24.28									
5	M		26.11									
4	O		25.03									
↓	QMS		25.14									
↓	QMSd		25.13									
↓	Q	✓	27.29	↓	↓	↓	↓	↓	↓	↓	↓	

09-10731

Analyst/Date: AL 6-8-09 → TH 6/10/09 → PC 6/11/09 → CSZ 6/11/09

Standard	Standard ID	Volume	Expiration Date	Analyst	Witness
Diluted Surrogate	C ₂	100µL	3/13/14	AL	WW
Diluted Full List Spike	24	250µL	8/1/14	AL	WW
Diluted Base Spike	23	250µL	3/27/14	AL	WW
Diluted Acid Spike	14	250µL	4/1/14	AL	WW

Extraction Time: 16:40

SPECIAL INSTRUCTIONS: 1. Weigh soil/sed into 600mL or 400mL beakers. 2. Use 5g Pre-Deactivated Sodium Sulfate for Blanks. 3. Add surr/spike. 4. Add 1:1 DCM/Acetone. 5. Dry using neutral sodium sulfate-25g Max at first-A small amt of Additional sulfate may be needed after 10 min. or before 2nd sonication? 6. Sonicate 2X with 1:1 DCM/Acetone + 1X DCM only. 7. Collect into 500mL flask + Lg funnel with a small amount pre-deactivated glasswool only (NO SODIUM SULFATE). 8. KD (Small Drying Column with pre-deactivated glasswool plug+neutral Sodium Sulfate) at 85-90°. (Blanks=only 5g Sodium Sulfate. 9. TurboVap. 10. GPC Required (1:1) 11. KD (after GPC=No drying column) at 80°. 12. TurboVap. 13. Vial in DCM. A. Need Total Solids Y N B. Archive/Freeze Y N



ARI Job No.: PB 35

Client ID: Environmental Science Corp

Parameter: SIM 5001

Client Project: Jeld-Wen Nord Door

SOP Number(s): 3745

No Anomalies:

--

List problems, concerns, corrective actions and any other pertinent information

All of the samples were wet. WC 6/15/09

Analyst Initials:

--

Date:

--

Analytical Resources Inc.: Organics Instrument Log

NT-2 Serial No.: 82321977

Date: 5/14/09 Analysis: SIM ABN Analyst: pk
 GC Program: SIMWIND Column No: 154325 Column Type: Z55MSI
 Instrument Tune (.U or .CT.): 090313.U EM Voltage: 2400
 Calibration File: df0511 Curve Date: 5/14/09

IS/SS	Ical/Ccal	LCS/ICV
<u>1584-1</u>	<u>1550-1,2</u> <u>(1551, 1552, 1553)-1</u>	

INTERNAL STANDARD SUMMARY FOR DATABATCH - /chem3/nt2.i/20090511.b/tune.b

Time	Filename	LabID	ClientId	DF
1	1113 fa0511.d	ABN 25		1 NO ISTDs FOUND
2	1217 ic051101.d	ABN 2.5		1 7.88 119785 9.88 372217 12.72 182713 15.09 286879 19.41 251912 21.58 231524
3	1250 ic051102.d	ABN 10		1 7.89 163823 9.90 475727 12.72 232658 15.11 392733 19.43 346324 21.58 314498
4	1323 ic051103.d	ABN 0.1		1 7.89 129315 9.88 365716 12.72 175890 15.09 301577 19.41 269577 21.57 249669
5	1357 ic051104.d	ABN 5		1 7.89 141854 9.88 426510 12.72 209873 15.11 336119 19.41 301395 21.58 274183
6	1432 ic051105.d	ABN 0.5		1 7.88 133094 9.88 388129 12.72 197507 15.09 320964 19.41 281495 21.57 255895
7	1506 ic051106.d	ABN 1		1 7.88 141330 9.88 409195 12.72 210100 15.09 330345 19.41 285999 21.57 270022
8	1540 ic051107.d	ICV		1 7.88 137062 9.88 379995 12.72 206756 15.09 313632 19.41 294587 21.57 271892
9	1639 051101.d	OW95MBS1	OW95MBS1	1 7.87 125969 9.88 395227 12.72 194966 15.09 303242 19.41 260191 21.57 171087
10	1713 051102.d	OW95LCSS1	OW95LCSS1	1 7.87 124262 9.88 382642 12.72 191566 15.09 298149 19.41 257000 21.57 187290
11	1747 051103.d	OW95SRM1	SQ-1	1 7.89 121581 9.88 379628 12.72 185402 15.11 302538 19.41 214426 21.58 176133
12	1821 051104.d	OW95A	LDW-ISWM-A5-01 3	7.89 114479 9.90 342236 12.73 203830 15.14 390990 19.49 199028 21.65 68515
13	1855 051105.d	OW95H	LDW-ISWM-A3-02 5	7.89 127419 9.88 346120 12.72 180761 15.11 286094 19.46 224707 21.63 79715

pk
5/13/09

Maintenance / Comments
New liner, clip col.

Maintenance Verification (Identify ICal or CCal that demonstrates the instrument is in control): df051101
 Every line must contain information or be lined out. Make all entries legible. Start a new page for each QC period.



GC/MS SVOA Analyst Notes / Corrective Action Log

ARI Project ID: _____ Client ID: _____

ARI SOP: **801S**(SIM-PNA) **802S**(BTS-HX) **803S**(BTS-PW) **804S**(8270D)

Parameter(s): NT2 SIM ABN CURUR 5/11/09

Instrument: NT-1 NT-2 NT-4 NT-6 NT-8

Curve Date: _____ Analysis Start Date: _____

DFTPP Tune Meets Criteria?	<u>YES</u> / NO	Internal Standard Meets Criteria?	<u>YES</u> / NO
DDT Breakdown <20%?	<u>YES</u> / NO / NA	Method Blank In Control?	YES / NO
Peak Tailing Factor In Control?	<u>YES</u> / NO / NA	LCS / LCSD Recovery In Control?	YES / NO
ICal Meets RF & %RSD Criteria?	<u>YES</u> / NO	Surrogate Recovery In Control?	YES / NO
CCal Meets RF & %RSD Criteria?	YES / NO	Special Analysis Criteria Met?	YES / NO / NA

Detail problems, corrective actions and/or other pertinent information below (use reverse side when necessary):

All samples < 20% RSD

Additional Details on Reverse: Yes / No

Analyst Signature: *[Signature]* Date: 5/12/09

Reviewer's Signature: *[Signature]* Date: 6/19/09

Analytical Resources Inc.: Organics Instrument Log

NT-2 Serial No.: 82321977

Date: 6.13.2009 Analysis: SimABN Analyst: VTS/pk
 GC Program: SIMWINT Column No: 15495 Column Type: 295msi
 Instrument Tune (.U or .CT.): 090313.U EM Voltage: 2471
 Calibration File: df0613 Curve Date: 5/11/09

IS/SS	Ical/Ccal	LCS/ICV
<u>1584-1</u>	<u>1550-1,2</u> <u>(1551, 1552, 1553) -1</u>	

INTERNAL STANDARD SUMMARY FOR DATABATCH - /chem3/nt2.i/20090613.b

Time	Filename	LabID	ClientId	DF												
1	1021	df0613.d	DF0613	1	[NO ISTDs FOUND]											
2	1042	cc0613.d	CC0613	1	7.55	102394	9.54	319796	12.38	167970	14.74	271842	19.04	211966	21.18	169442
3	1551	pb35a.d	PB35A	3	7.55	104148	9.54	329832	12.38	161068	14.74	262826	19.04	176120	21.21	138872
4	1626	pb35c.d	PB35C	3	7.57	103794	9.54	324588	12.38	165322	14.74	260908	19.04	179721	21.21	122807
5	1700	pb35e.d	PB35E	3	7.55	106386	9.54	336360	12.37	166304	14.74	273683	19.04	180319	21.21	110584
6	1735	pb35g.d	PB35G	3	7.55	106957	9.54	345711	12.38	163928	14.74	282870	19.05	198340	21.21	95457
7	1809	pb35i.d	PB35I	3	7.55	107587	9.54	350131	12.37	169079	14.75	299670	19.05	204877	21.21	107030
8	1844	pb35j.d	PB35J	3	7.55	106826	9.54	353314	12.38	164701	14.75	275658	19.05	214046	21.22	90507
9	1918	pb35k.d	PB35K	3	7.57	120777	9.54	377841	12.37	183207	14.74	302724	19.04	190040	21.19	101631
10	1953	pb35m.d	PB35M	3	7.57	116796	9.54	379721	12.38	180837	14.75	302508	19.04	191699	21.19	106926
11	1118	pb35mb.d	PB35MBS1	1	7.53	108792	9.52	315582	12.38	172675	14.74	235288	19.04	223971	21.18	165738
12	1225	pb35mbr.d	PB35MBS1	1	7.55	109310	9.52	329712	12.38	173447	14.74	294124	19.04	223405	21.17	172154
13	1334	pb35o.d	PB35O	3	7.55	106551	9.52	320640	12.38	169380	14.74	282349	19.04	153748	21.19	146032
14	1408	pb35oms.d	PB35OMS	3	7.55	107058	9.54	323853	12.37	171199	14.74	293562	19.04	156881	21.19	148943
15	1442	pb35omed.d	PB35OMSD	3	7.55	102038	9.54	323528	12.38	167549	14.74	290105	19.04	155436	21.19	152010
16	1517	pb35q.d	PB35Q	3	7.55	107154	9.54	322884	12.37	165955	14.74	294676	19.04	162045	21.19	157127
17	1152	pb35eb.d	PB35LCSS1	1	7.55	115137	9.54	363423	12.39	193128	14.74	313779	19.04	220305	21.19	163279
18	1259	pb35abr.d	PB35LCSS1	1	7.55	108996	9.52	327258	12.38	176860	14.74	292868	19.02	208235	21.18	158565

Maintenance / Comments

[Handwritten signature]
 New liner, clip col
 6/16/09

Maintenance Verification (Identify ICal or CCal that demonstrates the instrument is in control): CO0613

Every line must contain information or be lined out. Make all entries legible. Start a new page for each QC period.

Analytical Resources Inc.: Organics Instrument Log

NT-2 Serial No.: 82321977

Date: 6/16/09 Analysis: SIM ABN Analyst: pk
GC Program: SURWINT Column No: 154335 Column Type: 225 MS1
Instrument Tune (.U or .CT.): 020313.U EM Voltage: 2600
Calibration File: AS0615 Curve Date: 5/11/09

IS/SS	Ical/Ccal	LCS/ICV
<u>1584-1</u>	<u>1550-1,2</u> <u>(1551, 1552, 1553) - 1</u>	

INTERNAL STANDARD SUMMARY FOR DATABATCH - /chem3/nt2.i/20090615.b

Time	Filename	LabID	ClientID	DF
1	1015	fa0615.d	ABN 25	1 7.48 695501 9.48 2621313 12.31 1387731 14.67 2235959 18.97 2181268 21.12 1806242
2	1215	cc0615.d	ABN 2.5	1 7.47 127809 9.46 386074 12.30 198525 14.64 337566 18.93 285992 21.08 233429
3	1332	061501.d	PB06MBS1	PB06MBS1 1 7.47 170403 9.44 514666 12.28 260228 14.64 440054 18.93 353464 21.08 267861
4	1406	061502.d	PB06LCSS1	PB06LCSS1 1 7.47 180262 9.44 542835 12.28 282065 14.64 469556 18.93 390960 21.08 275877
5	1439	061503.d	PB35E	3SED1-C 3 7.47 180109 9.46 524998 12.28 258663 14.64 471310 18.94 316430 21.10 234750
6	1513	061504.d	PB35G	3SED2-A 3 7.47 182024 9.46 553253 12.30 282375 14.64 516676 18.94 344541 21.10 192919
7	1547	061505.d	PB35I	3SED2-B 3 7.47 179126 9.46 552433 12.30 281792 14.66 514213 18.96 349131 21.10 207020
8	1621	061506.d	PB35J	3SED2-C 3 7.47 215075 9.46 637074 12.30 328114 14.64 604448 18.96 426405 21.13 191888
9	1655	061507.d	PB35K	3SED11-A 1 7.49 178453 9.46 532336 12.30 274034 14.64 456482 18.94 309743 21.08 165027
10	1729	061508.d	PB35M	3SED11-B 1 7.49 192009 9.46 573327 12.30 294291 14.64 516722 18.94 344869 21.10 184053
11	1803	061509.d	PB06A	BW-01-SS-09060 1 7.49 179534 9.46 545059 12.30 276458 14.64 479104 18.94 326819 21.10 156804
12	1837	061510.d	PB06C	BW-03-SS-09060 1 7.48 174675 9.44 527194 12.30 270350 14.65 468547 18.94 306746 21.10 145979
13	1911	061511.d	PB06G	BW-07-SS-09060 1 7.48 186497 9.46 570256 12.30 296088 14.64 530332 18.96 336689 21.11 138651
14	1945	061512.d	PB06GMS	BW-07-SS-09 MS 1 7.49 182297 9.46 551114 12.30 289566 14.66 508354 18.96 323608 21.11 128786
15	2019	061513.d	PB06GMSD	BW-07-SS-0 MSD 1 7.49 185030 9.46 569312 12.30 302688 14.66 517538 18.96 326819 21.11 125452
16	2054	061514.d	PB06I	BW-09-SS-09060 1 7.48 195931 9.46 595776 12.30 312542 14.64 528797 18.94 334680 21.10 125933
17	2128	061515.d	PB06K	BW-11-SS-09060 1 7.48 188549 9.46 562081 12.30 297507 14.66 514508 18.94 309578 21.10 115726
18	2202	061516.d	PB06M	BW-53-SS-09060 1 7.48 193020 9.46 577115 12.30 305188 14.66 520477 18.94 324686 21.10 121337

Maintenance / Comments pk 6/16/09
Now finer, clip dot

Maintenance Verification (Identify ICal or CCal that demonstrates the instrument is in control): cc0615
Every line must contain information or be lined out. Make all entries legible. Start a new page for each QC period.



GC/MS SVOA Analyst Notes / Corrective Action Log

ARI Project ID: PB35 Client ID: Env. Science

ARI SOP: 801S(SIM-PNA) 802S(BTS-HX) 803S(BTS-PW) 804S(8270D)

Parameter(s): SIM AIN

Instrument: NT-1 NT-2 NT-4 NT-6 NT-8

Curve Date: 5/14/09 Analysis Start Date: 6/13/09

DFTPP Tune Meets Criteria?	<u>YES</u> / NO	Internal Standard Meets Criteria?	<u>YES</u> / NO
DDT Breakdown <20%?	<u>YES</u> / NO / NA	Method Blank In Control?	<u>YES</u> / NO
Peak Tailing Factor In Control?	<u>YES</u> / NO / NA	LCS / LCSD Recovery In Control?	<u>YES</u> / NO
ICal Meets RF & %RSD Criteria?	<u>YES</u> / NO	Surrogate Recovery In Control?	<u>YES</u> / NO
CCal Meets RF & %RSD Criteria?	<u>YES</u> / NO	Special Analysis Criteria Met?	YES / NO / NA

Detail problems, corrective actions and/or other pertinent information below (use reverse side when necessary):

- Dithyphthalate in MB @ J level. samples "B" flagged
- Not requested ✓
- Some samples run @ 3x by VS due to color/viscosity.
- Most run 2-3x due to IS out.
- J ~~was run 2x~~ still had 1 IS out after 3 runs.
report 6/15 run. 10.7%
11%
111%

Additional Details on Reverse: Yes / No

Analyst Signature: Phyllis Date: 6/16/09

Reviewer's Signature: B Date: 6/17/09



GC/MS SVOA Analyst Notes / Corrective Action Log

ARI Project ID: PB35 Client ID: BSC

ARI SOP: 801S(SIM-PNA) 802S(BTS-HX) 803S(BTS-PW) 804S(8270D)

Parameter(s): SIM ABN

Instrument: NT-1 NT-2 NT-4 NT-6 NT-8

Curve Date: 5/11/09 Analysis Start Date: 6/13/09

DFTPP Tune Meets Criteria?	YES / NO	Internal Standard Meets Criteria?	YES / NO
DDT Breakdown <20%?	YES / NO / NA	Method Blank In Control?	YES / NO
Peak Tailing Factor In Control?	YES / NO / NA	LCS / LCSD Recovery In Control?	YES / NO
ICal Meets RF & %RSD Criteria?	YES / NO	Surrogate Recovery In Control?	YES / NO
CCal Meets RF & %RSD Criteria?	YES / NO	Special Analysis Criteria Met?	YES / NO / NA

Detail problems, corrective actions and/or other pertinent information below (use reverse side when necessary):

- Data for sample Q was omitted in original package.
Q Data from 6/13 plus edited forms.

Additional Details on Reverse: Yes / No

Analyst Signature: [Signature] Date: 6/22/09

Reviewer's Signature: [Signature] Date: 6/22/09

Analytical Resources, Inc.

RECOVERY REPORT

Client Name: Client SDG: 20090414
 Sample Matrix: SOLID Fraction: SV
 Lab Smp Id: GPC1 CAL
 Level: LOW Operator: LJR/VTS
 Data Type: MS DATA SampleType: LCS
 SpikeList File: PSDDALCS.spk Quant Type: ISTD
 Sublist File: PSDDA.sub
 Method File: /chem3/nt4.i/20090414.b/SW846.m
 Misc Info:

SPIKE COMPOUND	CONC ADDED ug/Kg	CONC RECOVERED ug/Kg	% RECOVERED	LIMITS
3 Phenol	1667	1197	71.85	37-92
4 Bis(2-Chloroethyl)	1667	1280	76.80	40-83
6 2-Chlorophenol	1667	1397	83.80*	42-80
7 1,3-Dichlorobenzen	1667	1490	89.38*	39-75
9 1,4-Dichlorobenzen	1667	1491	89.45*	40-75
11 Benzyl alcohol	3333	1369	41.07	25-90
12 1,2-Dichlorobenzen	1667	1484	89.01*	40-76
13 2-Methylphenol	1667	1350	80.99	40-86
14 2,2'-oxybis(1-Chlo	1667	1124	67.44	26-100
15 4-Methylphenol	3333	2600	78.01	40-92
16 N-Nitroso-di-n-pro	1667	1131	67.84	29-95
17 Hexachloroethane	1667	1383	83.00*	37-73
19 Nitrobenzene	1667	1322	79.34	37-85
20 Isophorone	1667	1354	81.26	42-91
21 2-Nitrophenol	1667	1523	91.38*	40-86
22 2,4-Dimethylphenol	1667	1149	68.95	23-85
23 Bis(2-Chloroethoxy	1667	1353	81.21	40-87
24 Benzoic acid	5000	1214	24.29*	29-104
25 2,4-Dichlorophenol	1667	1559	93.54*	42-88
26 1,2,4-Trichloroben	1667	1580	94.79*	40-81
28 Naphthalene	1667	1531	91.88*	41-80
29 4-Chloroaniline	4000	1213	30.32	14-80
30 Hexachlorobutadien	1667	1644	98.65*	37-85
31 4-Chloro-3-methylp	1667	1427	85.60	40-94
32 2-Methylnaphthalen	1667	1491	89.48*	44-82
33 Hexachlorocyclopen	5000	1541	30.81	10-98
34 2,4,6-Trichlorophe	1667	1584	95.07*	42-88
35 2,4,5-Trichlorophe	1667	1599	95.94*	41-89
37 2-Chloronaphthalen	1667	1656	99.38*	42-82
38 2-Nitroaniline	1667	1320	79.21	35-101
39 Dimethylphthalate	1667	1450	86.98	44-91
40 Acenaphthylene	1667	1566	93.97*	44-84
41 2,6-Dinitrotoluene	1667	1570	94.19	42-97

OK

SPIKE COMPOUND	CONC ADDED ug/Kg	CONC RECOVERED ug/Kg	% RECOVERED	LIMITS
43 3-Nitroaniline	4267	1274	29.87	25-93
44 Acenaphthene	1667	1525	91.52*	42-85
45 2,4-Dinitrophenol	5000	1034	20.68	10-179
46 Dibenzofuran	1667	1523	91.36*	46-84
47 4-Nitrophenol	1667	1369	82.12	26-97
48 2,4-Dinitrotoluene	1667	1534	92.05	41-101
49 Fluorene	1667	1555	93.27*	44-88
50 Diethylphthalate	1667	1449	86.92	46-94
51 4-Chlorophenyl-phe	1667	1582	94.92*	44-87
52 4-Nitroaniline	1667	1258	75.51	24-89
53 4,6-Dinitro-2-meth	5000	1432	28.64	22-128
54 N-Nitrosodiphenyla	1667	1566	93.94	40-111
56 4-Bromophenyl-phen	1667	1599	95.93*	43-91
57 Hexachlorobenzene	1667	1645	98.71*	42-90
58 Pentachlorophenol	1667	1605	96.33*	34-94
60 Phenanthrene	1667	1574	94.45*	45-90
61 Anthracene	1667	1525	91.52*	42-87
62 Carbazole	1667	1524	91.47	43-93
63 Di-n-butylphthalat	1667	1448	86.89	48-99
64 Fluoranthene	1667	1526	91.56	43-98
65 Pyrene	1667	1672	100.31*	39-99
67 Butylbenzylphthala	1667	1506	90.37	41-105
68 Benzo(a)anthracene	1667	1606	96.36*	42-94
70 3,3'-Dichlorobenzi	4267	1359	31.85	14-84
71 Chrysene	1667	1594	95.66*	45-92
72 bis(2-Ethylhexyl)p	1667	1535	92.11	34-111
73 Di-n-octylphthalat	1667	1569	94.12	32-107
74 Benzo(b)fluoranth	1667	1481	88.84	43-105
75 Benzo(k)fluoranth	1667	1538	92.26	40-108
76 Benzo(a)pyrene	1667	1519	91.15	41-95
78 Indeno(1,2,3-cd)py	1667	1793	107.57*	28-101
79 Dibenzo(a,h) anthra	1667	1763	105.80*	32-104
80 Benzo(g,h,i)peryle	1667	1762	105.74	18-106
91 Aniline	1667	1053	63.17	10-71
111 Azobenzene (1,2-DP	1667	1320	79.17	40-94
90 N-Nitrosodimethyla	1667	1255	75.29*	31-75
105 1-methylnaphthalen	1667	1604	96.26*	43-87

OK

SURROGATE COMPOUND	CONC ADDED ug/Kg	CONC RECOVERED ug/Kg	% RECOVERED	LIMITS
\$ 1 2-Fluorophenol	2500	2027	81.08	10-114
\$ 2 Phenol-d5	2500	1987	79.47	29-85
\$ 5 2-Chlorophenol-d4	2500	2113	84.50*	30-84

PCB Analysis
QC Summary Data

prepared
for

ENVIROMENTAL SCIENCE CORP.

Project: JELD-WEN NORD DOOR

ARI JOB NO: PB35

prepared
by

Analytical Resources, Inc.

SW8082/PCB SOIL/SEDIMENT SURROGATE RECOVERY SUMMARY

Matrix: Sediment

QC Report No: PB35-ENVIROMENTAL SCIENCE CORP.
Project: JELD-WEN NORD DOOR

<u>Client ID</u>	<u>DCBP % REC</u>	<u>DCBP LCL-UCL</u>	<u>TCMX % REC</u>	<u>TCMX LCL-UCL</u>	<u>TOT OUT</u>
3SED1-A	98.1%	34-141	70.8%	38-102	0
MB-060909	60.5%	40-109	53.2%	35-100	0
LCS-060909	55.5%	40-109	51.5%	35-100	0
3SED1-B	81.5%	34-141	62.6%	38-102	0
3SED1-B MS	91.8%	34-141	66.0%	38-102	0
3SED1-B MSD	112%	34-141	65.2%	38-102	0
3SED1-C	83.0%	34-141	67.0%	38-102	0
3SED2-A	84.0%	34-141	58.6%	38-102	0
3SED2-B	80.1%	34-141	67.2%	38-102	0
3SED2-C	96.2%	34-141	59.8%	38-102	0
3SED11-A	93.0%	34-141	67.0%	38-102	0
3SED11-B	92.2%	34-141	63.8%	38-102	0
3SED12-A	D	34-141	D	38-102	0
3SED12-B	82.5%	34-141	70.5%	38-102	0

Low Level PSDDA Control Limits
Prep Method: SW3550B
Log Number Range: 09-12717 to 09-12733

ORGANICS ANALYSIS DATA SHEET

PSDDA PCB by GC/ECD

Page 1 of 1


Sample ID: 3SED1-B

MS/MSD

Lab Sample ID: PB35C

LIMS ID: 09-12719

Matrix: Sediment

Data Release Authorized: 

Reported: 06/16/09

QC Report No: PB35-ENVIRONMENTAL SCIENCE CORP.

Project: JELD-WEN NORD DOOR

Date Sampled: 06/03/09

Date Received: 06/03/09

Date Extracted MS/MSD: 06/09/09

Sample Amount MS: 25.6 g-dry-wt

MSD: 26.0 g-dry-wt

Date Analyzed MS: 06/13/09 15:34

Final Extract Volume MS: 1.0 mL

MSD: 06/13/09 15:51

MSD: 1.0 mL

Instrument/Analyst MS: ECD5/JGR

Dilution Factor MS: 5.00

MSD: ECD5/JGR

MSD: 5.00

GPC Cleanup: No

Silica Gel: Yes

Sulfur Cleanup: Yes

Percent Moisture: 43.3%

Acid Cleanup: Yes

Florisil Cleanup: No

Analyte	Sample	MS	Spike Added-MS	MS Recovery	MSD	Spike Added-MSD	MSD Recovery	RPD
Aroclor 1016	< 3.9 U	12.8	19.5	65.6%	12.3	19.2	64.1%	4.0%
Aroclor 1260	5.3	19.7	19.5	73.8%	18.7	19.2	69.8%	5.2%

Results reported in $\mu\text{g}/\text{kg}$ (ppb)

RPD calculated using sample concentrations per SW846.

ORGANICS ANALYSIS DATA SHEET
PSDDA PCB by GC/ECD
Page 1 of 1

Sample ID: LCS-060909
LAB CONTROL


Lab Sample ID: LCS-060909

QC Report No: PB35-ENVIROMENTAL SCIENCE CORP.

LIMS ID: 09-12719

Project: JELD-WEN NORD DOOR

Matrix: Sediment

Data Release Authorized: 

Date Sampled: NA

Reported: 06/16/09

Date Received: NA

Date Extracted: 06/09/09

Sample Amount: 25.0 g-dry-wt

Date Analyzed: 06/13/09 14:42

Final Extract Volume: 1.0 mL

Instrument/Analyst: ECD5/JGR

Dilution Factor: 1.00

GPC Cleanup: No

Silica Gel: Yes

Sulfur Cleanup: Yes

Percent Moisture: NA

Acid Cleanup: Yes

Florisil Cleanup: No

Analyte	Lab Control	Spike Added	Recovery
Aroclor 1016	11.4	20.0	57.0%
Aroclor 1260	12.6	20.0	63.0%

PCB Surrogate Recovery

Decachlorobiphenyl	55.5%
Tetrachlorometaxylene	51.5%

Results reported in $\mu\text{g}/\text{kg}$ (ppb)

4
PCB METHOD BLANK SUMMARY

BLANK NO.

PB35MBS1

Lab Name: ANALYTICAL RESOURCES, INC Client: ESC
ARI Job No.: PB35 Project: JELD-WEN NORD DOOR
Lab Sample ID: PB35MBS1 Lab File ID: 0613B011
Date Extracted: 06/09/09 Matrix: SOLID
Date Analyzed: 06/13/09 Instrument ID: ECD5
Time Analyzed: 1425 GC Columns: ZB5/ZB35

THIS METHOD BLANK APPLIES TO THE FOLLOWING SAMPLES, MS and MSD:

	CLIENT SAMPLE NO.	LAB SAMPLE ID	DATE ANALYZED
01	PB35LCSS1	PB35LCSS1	06/13/09
02	3SED1-A	PB35A	06/13/09
03	3SED1-B	PB35C	06/13/09
04	3SED1-B MS	PB35CMS	06/13/09
05	3SED1-B MSD	PB35CMSD	06/13/09
06	3SED1-C	PB35E	06/13/09
07	3SED2-A	PB35G	06/13/09
08	3SED2-B	PB35I	06/13/09
09	3SED2-C	PB35J	06/13/09
10	3SED11-A	PB35K	06/13/09
11	3SED11-B	PB35M	06/13/09
12	3SED12-A	PB35O	06/13/09
13	3SED12-B	PB35Q	06/13/09

ALL RUNS ARE DUAL COLUMN

FORM 8
PCB INTERNAL STANDARD AREA AND RT SUMMARY

Lab Name: ANALYTICAL RESOURCES, INC

Client: ENVIRO SCI CORP

ARI Job No.: PB35

Project: JELD-WEN NORD DOOR

GC Column: ZB5 ID: 0.53 (mm)

Instrument ID: ECD5

Init. Calib. Date: 06/07/09

THE ANALYTICAL SEQUENCE OF PERFORMANCE EVALUATION MIXTURES, BLANKS,
SAMPLES, AND STANDARDS IS GIVEN BELOW:

				IS1 AREA	RT	IS2 AREA	RT
=====				=====	=====	=====	=====
ICAL MIDPT				30034732	1.761	12924817	11.307
UPPER LIMIT				60069464	1.861	25849634	11.407
LOWER LIMIT				15017366	1.661	6462408	11.207
=====				=====	=====	=====	=====
CLIENT SAMPLE NO.	LAB SAMPLE ID	DATE ANALYZED	TIME	IS1 AREA	RT	IS2 AREA	RT
=====							
01	IB	06/07/09	0822	29887365	1.755	12901852	11.307
02	0.25 PPM AR1	06/07/09	0839	30034732	1.761	12924817	11.307
03	0.02 PPM AR1	06/07/09	0856	29369163	1.760	12848888	11.308
04	1 PPM AR1660	06/07/09	0913	31598915	1.756	13740600	11.308
05	0.1 PPM AR16	06/07/09	0930	30012814	1.758	13053340	11.308
06	0.5 PPM AR16	06/07/09	0948	30019383	1.758	12990089	11.307
07	ZZZZZ	06/07/09	1005	30086173	1.757	13150790	11.307
08	AR1242	06/07/09	1022	30167469	1.759	13147198	11.307
09	AR1248	06/07/09	1039	30307679	1.761	13195695	11.307
10	AR1254	06/07/09	1056	30117529	1.762	13234814	11.307
11	AR2162	06/07/09	1113	30155380	1.760	13091416	11.307
12	AR3268	06/07/09	1130	30793809	1.759	13362803	11.307
13	AR1248	06/13/09	1351	27469181	1.762	11823184	11.307
14	AR1660	06/13/09	1408	29288306	1.761	12783730	11.308
15	PB35MBS1	06/13/09	1425	26854805	1.758	11362605	11.307
16	PB35LCSS1	06/13/09	1442	29046529	1.757	12198699	11.307
17	3SED1-A	06/13/09	1459	27996021	1.763	9906597	11.309
18	3SED1-B	06/13/09	1517	27457882	1.760	9607618	11.308
19	3SED1-B MS	06/13/09	1534	25682548	1.762	8899527	11.307
20	3SED1-B MSD	06/13/09	1551	28005431	1.756	9770679	11.307
21	3SED1-C	06/13/09	1608	26705902	1.756	9276045	11.308
22	3SED2-A	06/13/09	1626	26676377	1.755	9477868	11.307
23	AR1242	06/13/09	1643	27602238	1.762	9504108	11.307
24	AR1660	06/13/09	1700	28965244	1.759	10341527	11.307
25	3SED2-B	06/13/09	1717	26611204	1.763	9504231	11.307
26	3SED2-C	06/13/09	1734	26152574	1.761	8956358	11.311
27	3SED11-A	06/13/09	1752	26814605	1.758	8762817	11.307
28	3SED11-B	06/13/09	1809	27264827	1.760	8887725	11.307
29	3SED12-A	06/13/09	1826	29537487	1.761	10243108	11.306
30	3SED12-B	06/13/09	1843	26762375	1.765	9345766	11.306
31	AR1254	06/13/09	1900	26950617	1.762	9828305	11.307
32	AR1660	06/13/09	1918	29060497	1.759	10817576	11.306

IS1 = 1-Bromo-2-Nitrobenzene RT Window = RT +/- 0.1 min
IS2 = Hexabromobiphenyl

* Indicates value outside QC Limits

FORM 8
PCB INTERNAL STANDARD AREA AND RT SUMMARY

Lab Name: ANALYTICAL RESOURCES, INC

Client: ENVIRO SCI CORP

ARI Job No.: PB35

Project: JELD-WEN NORD DOOR

GC Column: ZB35 ID: 0.53 (mm)

Instrument ID: ECD5

Init. Calib. Date: 06/07/09

THE ANALYTICAL SEQUENCE OF PERFORMANCE EVALUATION MIXTURES, BLANKS,
SAMPLES, AND STANDARDS IS GIVEN BELOW:

				IS1 AREA	RT	IS2 AREA	RT	
=====				=====	=====	=====	=====	
ICAL MIDPT				33277512	3.099	11348053	12.349	
UPPER LIMIT				66555024	3.199	22696106	12.449	
LOWER LIMIT				16638756	2.999	5674026	12.249	
=====				=====	=====	=====	=====	
CLIENT SAMPLE NO.	LAB SAMPLE ID	DATE ANALYZED	TIME	IS1 AREA	RT	IS2 AREA	RT	
=====	=====	=====	=====	=====	=====	=====	=====	
01	IB	06/07/09	0822	33185708	3.098	11275214	12.349	
02	0.25 PPM AR1	06/07/09	0839	33277512	3.099	11348053	12.349	
03	0.02 PPM AR1	06/07/09	0856	32683455	3.098	11133973	12.350	
04	1 PPM AR1660	06/07/09	0913	34761569	3.097	11959049	12.350	
05	0.1 PPM AR16	06/07/09	0930	33204809	3.100	11361303	12.349	
06	0.5 PPM AR16	06/07/09	0948	33251696	3.098	11335962	12.350	
07	ZZZZZ	ZZZZZ	06/07/09	1005	33173937	3.101	11376607	12.350
08	AR1242	06/07/09	1022	33295484	3.100	11411072	12.350	
09	AR1248	06/07/09	1039	33578987	3.100	11440312	12.349	
10	AR1254	06/07/09	1056	33481987	3.103	11520226	12.349	
11	AR2162	06/07/09	1113	33453094	3.101	11405896	12.349	
12	AR3268	06/07/09	1130	34110441	3.100	11603540	12.349	
13	AR1248	06/13/09	1351	30193953	3.099	10814332	12.345	
14	AR1660	06/13/09	1408	32412879	3.096	11514424	12.345	
15	PB35MBS1	PB35MBS1	06/13/09	1425	30563758	3.095	10398197	12.345
16	PB35LCSS1	PB35LCSS1	06/13/09	1442	32296667	3.093	11187588	12.345
17	3SED1-A	PB35A	06/13/09	1459	30457697	3.098	10967033	12.346
18	3SED1-B	PB35C	06/13/09	1517	30222188	3.096	10691427	12.346
19	3SED1-B MS	PB35CMS	06/13/09	1534	28197987	3.098	9887833	12.344
20	3SED1-B MSD	PB35CMSD	06/13/09	1551	31102937	3.097	10907098	12.345
21	3SED1-C	PB35E	06/13/09	1608	29742953	3.097	10220364	12.345
22	3SED2-A	PB35G	06/13/09	1626	29821605	3.094	10094258	12.345
23		AR1242	06/13/09	1643	31181491	3.097	10253050	12.344
24		AR1660	06/13/09	1700	33649205	3.097	10875179	12.345
25	3SED2-B	PB35I	06/13/09	1717	29230217	3.099	10309102	12.346
26	3SED2-C	PB35J	06/13/09	1734	27787861	3.097	9661708	12.348
27	3SED11-A	PB35K	06/13/09	1752	30244200	3.095	9563085	12.344
28	3SED11-B	PB35M	06/13/09	1809	31070375	3.097	9684131	12.344
29	3SED12-A	PB35O	06/13/09	1826	33612344	3.097	11003049	12.345
30	3SED12-B	PB35Q	06/13/09	1843	30780140	3.100	10113507	12.344
31		AR1254	06/13/09	1900	31347999	3.096	10152901	12.345
32		AR1660	06/13/09	1918	33546977	3.096	10977208	12.344

IS1 = 1-Bromo-2-Nitrobenzene RT Window = RT +/- 0.1 min
IS2 = Hexabromobiphenyl

* Indicates value outside QC Limits

PCB Analysis
Sample Data

prepared
for

ENVIROMENTAL SCIENCE CORP.

Project: JELD-WEN NORD DOOR

ARI JOB NO: PB35

prepared
by

Analytical Resources, Inc.

ORGANICS ANALYSIS DATA SHEET
PSDDA PCB by GC/ECD
Page 1 of 1

Sample ID: 3SED1-A
SAMPLE

Lab Sample ID: PB35A
LIMS ID: 09-12717
Matrix: Sediment
Data Release Authorized: *AB*
Reported: 06/16/09

QC Report No: PB35-ENVIRONMENTAL SCIENCE CORP.
Project: JELD-WEN NORD DOOR

Date Sampled: 06/03/09
Date Received: 06/03/09

Date Extracted: 06/09/09
Date Analyzed: 06/13/09 14:59
Instrument/Analyst: ECD5/JGR
GPC Cleanup: No
Sulfur Cleanup: Yes
Acid Cleanup: Yes
Florisil Cleanup: No

Sample Amount: 25.6 g-dry-wt
Final Extract Volume: 1.0 mL
Dilution Factor: 5.00
Silica Gel: Yes
Percent Moisture: 37.1%

CAS Number	Analyte	RL	Result
12674-11-2	Aroclor 1016	3.9	< 3.9 U
53469-21-9	Aroclor 1242	3.9	< 3.9 U
12672-29-6	Aroclor 1248	3.9	< 3.9 U
11097-69-1	Aroclor 1254	3.9	7.5
11096-82-5	Aroclor 1260	3.9	< 3.9 U
11104-28-2	Aroclor 1221	3.9	< 3.9 U
11141-16-5	Aroclor 1232	3.9	< 3.9 U

Reported in $\mu\text{g}/\text{kg}$ (ppb)

PCB Surrogate Recovery

Decachlorobiphenyl	98.1%
Tetrachlorometaxylene	70.8%

Analytical Resources Inc.
Dual Column PCB Quantitation Report

Data file 1: 20090606.B/0613-1.b/0613B013.d
Data file 2: 20090606.B/0613-2.b/0613B013.d
Method: /chem2/ecd5.i/20090606.B/PCB1.m
Compound Sublist: PCB
Instrument, Inj. Vol.: ecd5.i, 2ul
Quant Method: Internal Std

ARI ID: PB35A
Client ID:
Injection Date: 13-JUN-2009 14:59
Report Date: 06/15/2009 14:04
Matrix: SOIL
Dilution Factor: 5.000

ZB5 Col			ZB35 Col			ZB5	ZB35	RPD	Compound/Flag
RT	Shift	Response	RT	Shift	Response	on col	on col		
4.396	-0.002	1940594	4.966	0.000	2227597	5.3	5.7	6.6	Tetrachloro-m-xylene
11.059	-0.001	1907337	11.704	0.001	2486186	7.0	7.9	11.2	Decachlorobiphenyl

- * Indicates RPD > 40%
- M Indicates Column 1 peak was manually integrated
- N Indicates Column 2 peak was manually integrated

SURROGATE PERCENT RECOVERY

SURROGATE	Col1	Col2
Tetrachloro-m-xylene	66.2	70.7
Decachlorobiphenyl	87.8	98.2

pc 06/15/09

INTERNAL STANDARD SUMMARY

Standard Cpnd	Column 1		%D
	Standard Area*	Sample Area	
Bromo-Nitrobenzene	30034732	27996021	-6.8
Hexabromobiphenyl	12924817	9906597	-23.4

Standard Cpnd	Column 2		%D
	Standard Area*	Sample Area	
Bromo-Nitrobenzene	33277512	30457697	-8.5
Hexabromobiphenyl	11348053	10967033	-3.4

- * Standard Areas taken from Initial Cal Level 3
Initial Calibration Date: 07-JUN-2009
- <- Indicates standard response outside Limits (-50 to +100%)

ZB5 Col ZB35 Col

Aroclor	Peak#	RT	Shift	Area	Amount	Peak#	RT	Shift	Area	Amount
Aroclor-1016	1	5.871	-0.030	120301	14.2	1	6.535	0.006	51536	3.7
Aroclor-1016	2	6.273	-0.002	76721	2.8	2	7.120	0.013	70721	2.4
Aroclor-1016	3	6.347	-0.072	90036	7.7	3	7.313	0.008	172562	15.2
Aroclor-1016	4	---	---	---	0.0	4	7.894	0.002	149485	17.3
Total CollAve (3 peaks):				8.3		Total Col2Ave (4 peaks):				9.7 RPD = 16
Corrected Ave: < 3 Peaks						Corrected Ave (3 peaks):				7.1
Aroclor-1221	1	---	---	---	0.0	1	5.601	0.035	120140	6.8
Aroclor-1221	2	---	---	---	0.0	2	5.843	0.051	309009	29.3
Aroclor-1221	3	---	---	---	0.0	3	5.928	0.032	6557208	188.0
Aroclor-1221	NS	---	---	---	---	4	7.313	0.002	172562	31.3
CollAve: <3 Quant Peaks						Col2Ave:				63.8
Aroclor-1232	1	---	---	---	0.0	1	5.928	0.032	6557208	577.3
Aroclor-1232	2	5.871	-0.030	120301	19.9	2	6.535	-0.001	51536	5.0
Aroclor-1232	3	6.273	0.001	76721	4.0	3	7.120	0.007	70721	3.5
Aroclor-1232	4	6.347	-0.078	90036	10.8	4	7.313	0.003	172562	21.9
Total CollAve (3 peaks):				11.5		Total Col2Ave (4 peaks):				151.9 RPD = 172*
Corrected Ave: < 3 Peaks						Corrected Ave (3 peaks):				10.1
Aroclor-1242	1	5.871	-0.032	120301	14.6	1	6.535	0.004	51536	3.9
Aroclor-1242	2	6.273	-0.004	76721	2.9	2	7.120	0.010	70721	2.6
Aroclor-1242	3	6.347	-0.073	90036	7.9	3	7.313	0.007	172562	16.7
Aroclor-1242	4	7.511	0.000	245380	27.2	4	8.185	0.000	54735	11.6
Total CollAve (4 peaks):				13.1		Total Col2Ave (4 peaks):				8.7 RPD = 40*
Corrected Ave (3 peaks):				8.5		Corrected Ave (3 peaks):				6.1 RPD = 33
Aroclor-1248	1	6.273	0.001	76721	4.7	1	7.120	0.014	70721	4.2
Aroclor-1248	2	6.737	-0.001	196704	18.6	2	7.533	0.001	210955	21.6
Aroclor-1248	3	7.021	-0.003	179934	14.5	3	7.894	0.002	149485	11.7
Aroclor-1248	4	7.565	-0.002	498566	25.2	4	8.239	0.000	221478	13.4
Total CollAve (4 peaks):				15.8		Total Col2Ave (4 peaks):				12.7 RPD = 21
Corrected Ave (3 peaks):				12.6		Corrected Ave (3 peaks):				9.7 RPD = 26
Aroclor-1254	1	7.820	-0.002	622259	28.4	1	8.470	0.001	612244	34.8
Aroclor-1254	2	8.122	-0.003	512908	36.4	2	8.871	0.001	361556	31.3
Aroclor-1254	3	8.228	-0.002	876104	32.8	3	8.981	0.001	891544	38.5
Aroclor-1254	4	8.486	-0.005	999638	35.6	4	9.143	0.002	1200984	44.7
Aroclor-1254	5	8.762	-0.003	585772	34.7	5	9.534	0.002	684213	43.4
Total CollAve (5 peaks):				33.6		Total Col2Ave (5 peaks):				38.6 RPD = 14
Corrected Ave (4 peaks):				32.9		Corrected Ave (4 peaks):				37.0 RPD = 12
Aroclor-1260	1	9.145	-0.002	186663	17.5	1	9.289	0.002	767558	37.3
Aroclor-1260	2	9.372	-0.001	144629	14.3	2	10.061	0.007	404584	30.3
Aroclor-1260	3	9.619	0.000	387620	15.1	3	10.219	0.004	733460	21.4
Aroclor-1260	4	9.897	-0.002	233634	17.6	4	10.615	0.000	435075	21.3
Aroclor-1260	5	10.020	0.000	73043	11.3	NS	---	---	---	---
Total CollAve (5 peaks):				15.2		Total Col2Ave (4 peaks):				27.6 RPD = 58*
Corrected Ave (4 peaks):				14.6		Corrected Ave (3 peaks):				24.3 RPD = 50*
Aroclor-1262	1	9.372	-0.001	144629	6.8	1	10.061	0.003	404584	14.6
Aroclor-1262	2	9.619	0.001	387620	7.7	2	10.219	0.000	733460	11.0
Aroclor-1262	3	9.969	-0.052	71768	3.3	3	10.565	-0.006	310888	11.2
Aroclor-1262	4	10.020	9.020	73043	3.2	4	10.615	-0.004	435075	10.8
Aroclor-1262	5	10.482	0.025	678683	36.7	5	11.093	0.010	551569	24.6
Total CollAve (5 peaks):				11.5		Total Col2Ave (5 peaks):				14.4 RPD = 22
Corrected Ave (4 peaks):				5.2		Corrected Ave (4 peaks):				11.9 RPD = 78*
Aroclor-1268	1	9.969	-0.052	71768	1.7	1	10.565	-0.006	310888	6.1
Aroclor-1268	2	10.020	9.020	73043	1.8	2	10.615	-0.003	435075	9.3
Aroclor-1268	3	10.273	0.041	118260	3.7	3	10.883	-0.005	197981	5.5
Aroclor-1268	4	10.801	-0.002	772497	8.5	4	11.413	-0.003	198875	1.9
Total CollAve (4 peaks):				4.0		Total Col2Ave (4 peaks):				5.7 RPD = 36
Corrected Ave (3 peaks):				2.4		Corrected Ave (3 peaks):				4.5 RPD = 59*

Total PCB Area Col1 (4.498 - 10.960) = . 22121723

Col1 Total PCB = 0.1 ppm*

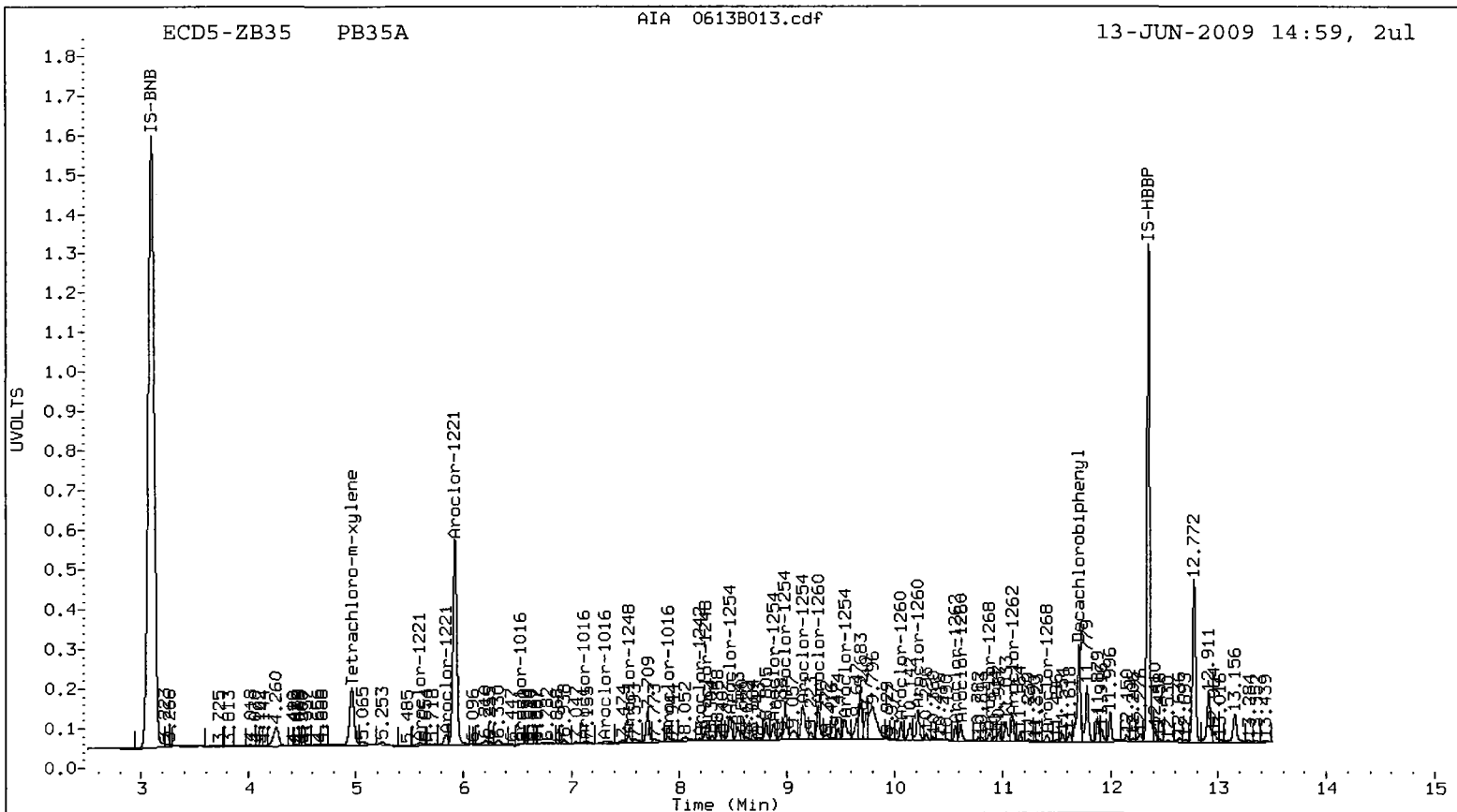
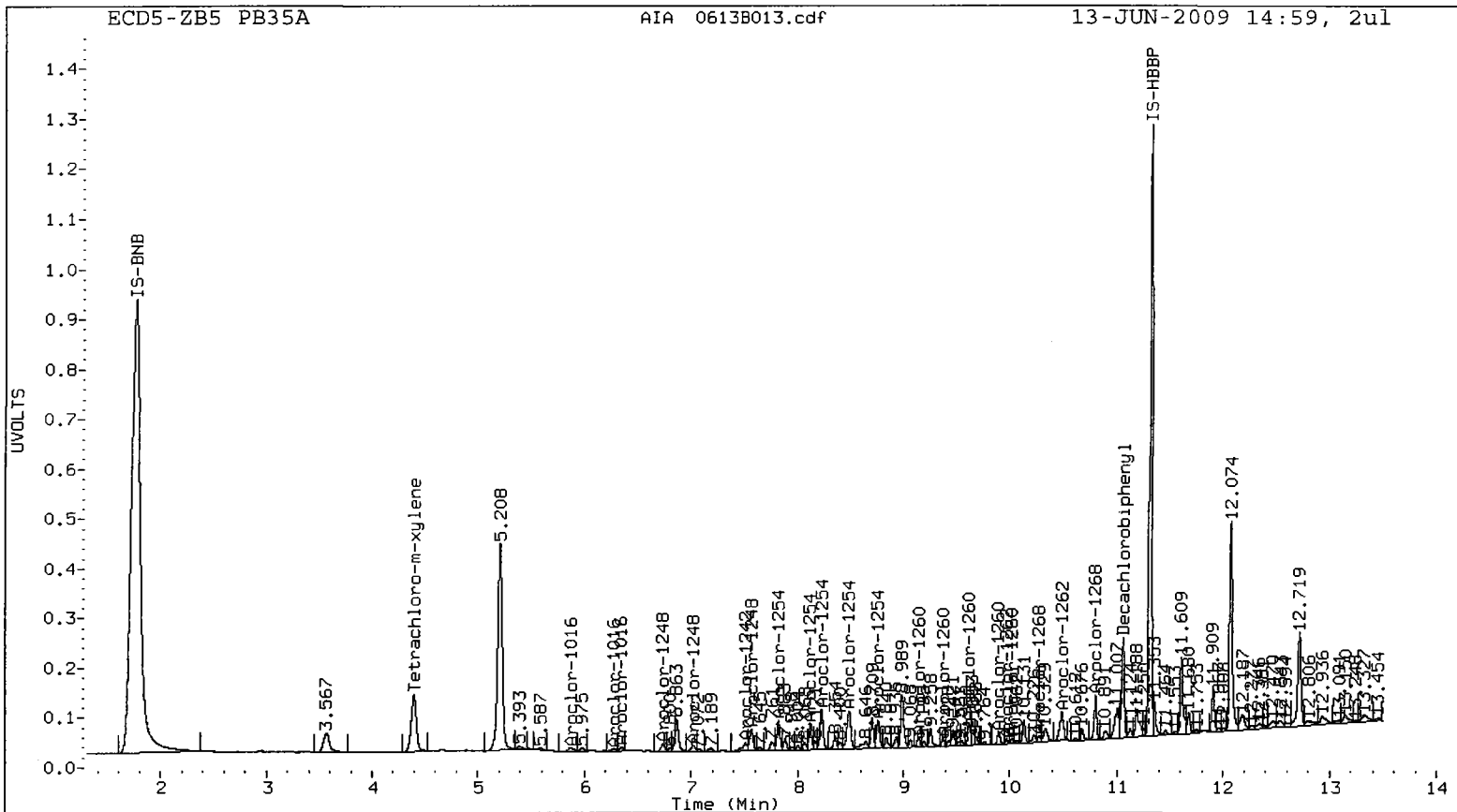
Total PCB Area Col2 (5.066 - 11.603) = 27754296

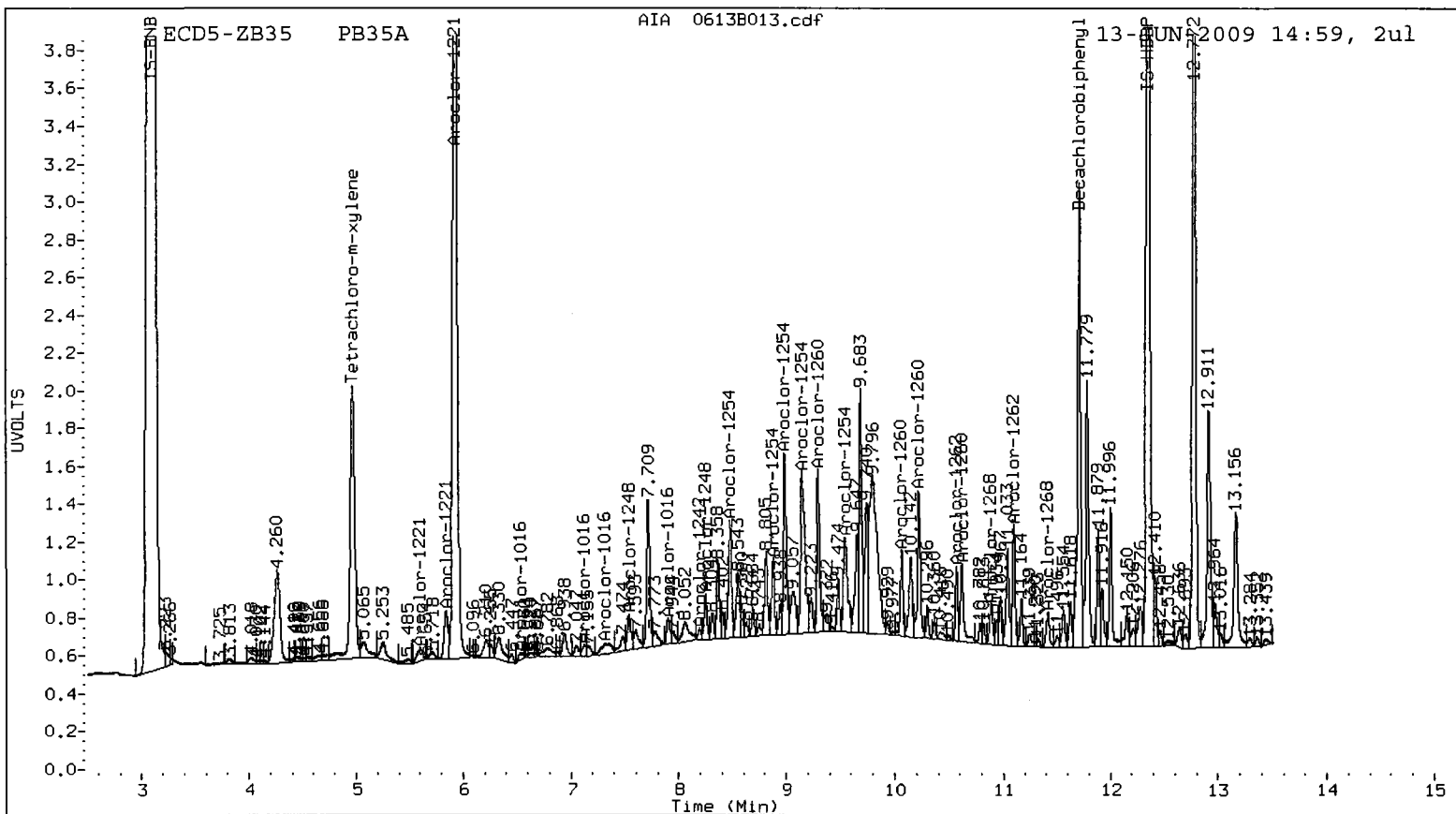
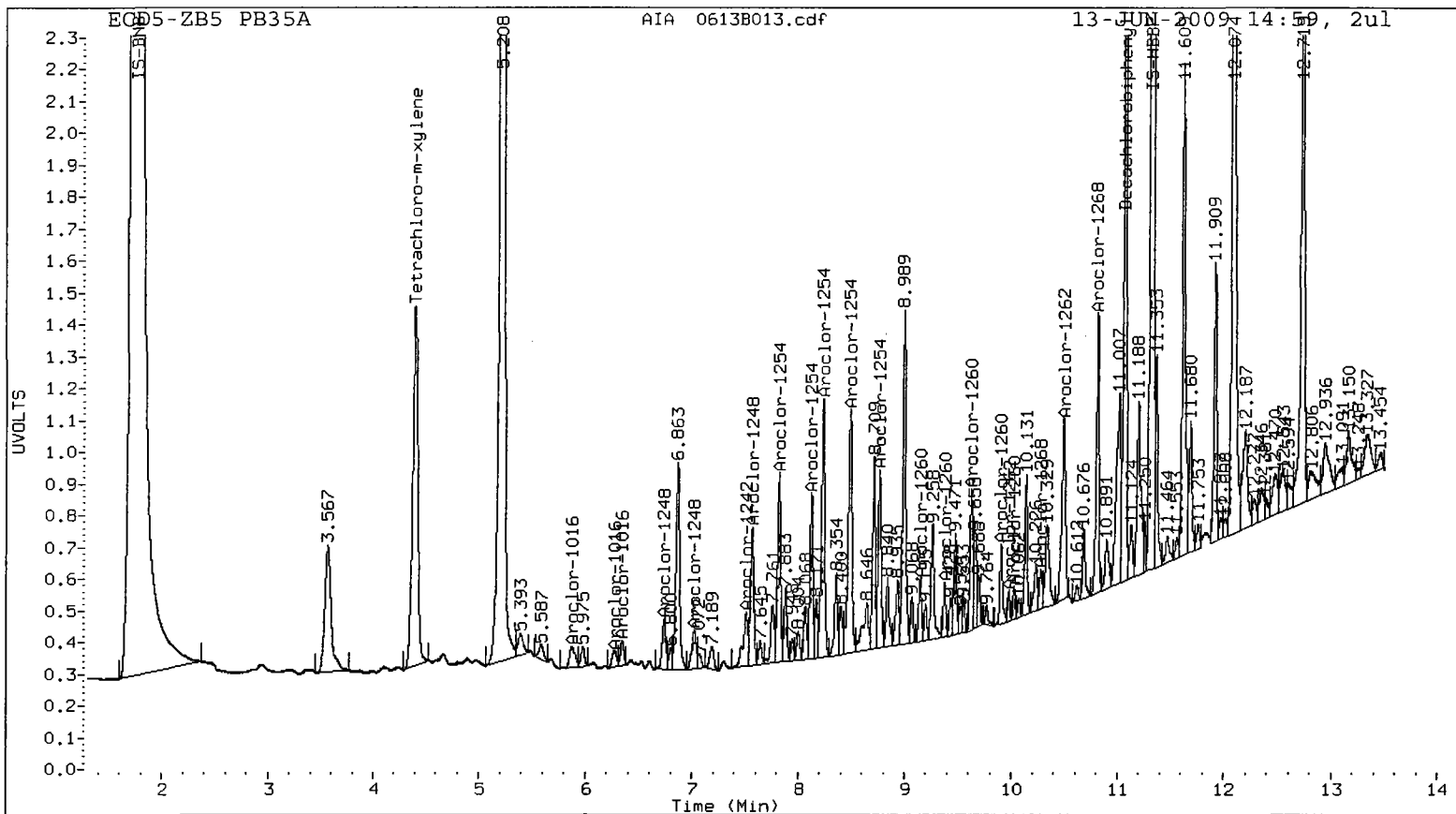
Col2 Total PCB = 0.1 ppm*

* Quantitated against AR1660 0.25ppm in Ical

PCB-Form 10 Mod.

PB35 : 00730





ORGANICS ANALYSIS DATA SHEET

PSDDA PCB by GC/ECD

Page 1 of 1


Sample ID: 3SED1-B

SAMPLE

Lab Sample ID: PB35C

LIMS ID: 09-12719

Matrix: Sediment

Data Release Authorized: 

Reported: 06/16/09

QC Report No: PB35-ENVIROMENTAL SCIENCE CORP.

Project: JELD-WEN NORD DOOR

Date Sampled: 06/03/09

Date Received: 06/03/09

Date Extracted: 06/09/09

Date Analyzed: 06/13/09 15:17

Instrument/Analyst: ECD5/JGR

GPC Cleanup: No

Sulfur Cleanup: Yes

Acid Cleanup: Yes

Florisil Cleanup: No

Sample Amount: 25.9 g-dry-wt

Final Extract Volume: 1.0 mL

Dilution Factor: 5.00

Silica Gel: Yes

Percent Moisture: 43.3%

CAS Number	Analyte	RL	Result
12674-11-2	Aroclor 1016	3.9	< 3.9 U
53469-21-9	Aroclor 1242	3.9	< 3.9 U
12672-29-6	Aroclor 1248	3.9	< 3.9 U
11097-69-1	Aroclor 1254	3.9	9.4
11096-82-5	Aroclor 1260	3.9	5.3
11104-28-2	Aroclor 1221	3.9	< 3.9 U
11141-16-5	Aroclor 1232	3.9	< 3.9 U

Reported in $\mu\text{g}/\text{kg}$ (ppb)

PCB Surrogate Recovery

Decachlorobiphenyl	81.5%
Tetrachlorometaxylene	62.6%

Analytical Resources Inc.
Dual Column PCB Quantitation Report

Data file 1: 20090606.B/0613-1.b/0613B014.d
Data file 2: 20090606.B/0613-2.b/0613B014.d
Method: /chem2/ecd5.i/20090606.B/PCB1.m
Compound Sublist: PCB
Instrument, Inj. Vol.: ecd5.i, 2ul
Quant Method: Internal Std

ARI ID: PB35C
Client ID:
Injection Date: 13-JUN-2009 15:17
Report Date: 06/15/2009 14:04
Matrix: SOIL
Dilution Factor: 5.000

ZB5 Col			ZB35 Col			ZB5	ZB35	RPD	Compound/Flag
RT	Shift	Response	RT	Shift	Response	on col	on col		
4.395	-0.003	1800096	4.966	0.000	1923840	5.0	4.9	1.7	Tetrachloro-m-xylene
11.060	0.000	1716309	11.704	0.001	1940672	6.5	6.3	3.5	Decachlorobiphenyl

- * Indicates RPD > 40%
- M Indicates Column 1 peak was manually integrated
- N Indicates Column 2 peak was manually integrated

SURROGATE PERCENT RECOVERY

SURROGATE	Col1	Col2
Tetrachloro-m-xylene	62.6	61.6
Decachlorobiphenyl	81.4	78.6

06/15/09

INTERNAL STANDARD SUMMARY

Standard Cpnd	Column 1		%D
	Standard Area*	Sample Area	
Bromo-Nitrobenzene	30034732	27457882	-8.6
Hexabromobiphenyl	12924817	9607618	-25.7

Standard Cpnd	Column 2		%D
	Standard Area*	Sample Area	
Bromo-Nitrobenzene	33277512	30222188	-9.2
Hexabromobiphenyl	11348053	10691427	-5.8

- * Standard Areas taken from Initial Cal Level 3
Initial Calibration Date: 07-JUN-2009
- <- Indicates standard response outside Limits (-50 to +100%)

ZB5 Col ZB35 Col

Aroclor	Peak#	RT	Shift	Area	Amount	Peak#	RT	Shift	Area	Amount
Aroclor-1016	1	5.870	-0.032	127104	15.3	1	6.531	0.003	52384	3.8
Aroclor-1016	2	6.272	-0.003	73728	2.8	2	7.116	0.008	94559	3.3
Aroclor-1016	3	6.347	-0.072	111014	9.7	3	7.311	0.007	82721	7.4
Aroclor-1016	4	---	---	---	0.0	4	7.893	0.000	164568	19.2
Total CollAve (3 peaks):				9.3	Total Col2Ave (4 peaks):				8.4	RPD = 10
Corrected Ave: < 3 Peaks					Corrected Ave (3 peaks):				4.8	
Aroclor-1221	1	---	---	---	0.0	1	5.597	0.031	129300	7.4
Aroclor-1221	2	---	---	---	0.0	2	5.841	0.049	284322	27.2
Aroclor-1221	3	---	---	---	0.0	3	5.927	0.031	1374790	39.7
Aroclor-1221	NS	---	---	---	---	4	7.311	0.001	82721	15.1
CollAve: <3 Quant Peaks					Col2Ave:				22.3	
Aroclor-1232	1	---	---	---	0.0	1	5.927	0.031	1374790	122.0
Aroclor-1232	2	5.870	-0.032	127104	21.4	2	6.531	-0.004	52384	5.1
Aroclor-1232	3	6.272	0.000	73728	3.9	3	7.116	0.003	94559	4.8
Aroclor-1232	4	6.347	-0.078	111014	13.5	4	7.311	0.002	82721	10.6
Total CollAve (3 peaks):				12.9	Total Col2Ave (4 peaks):				35.6	RPD = 93*
Corrected Ave: < 3 Peaks					Corrected Ave (3 peaks):				6.8	
Aroclor-1242	1	5.870	-0.033	127104	15.7	1	6.531	0.000	52384	4.0
Aroclor-1242	2	6.272	-0.005	73728	2.9	2	7.116	0.006	94559	3.5
Aroclor-1242	3	6.347	-0.073	111014	9.9	3	7.311	0.005	82721	8.1
Aroclor-1242	4	7.509	-0.001	293162	33.1	4	8.185	-0.001	80912	17.3
Total CollAve (4 peaks):				15.4	Total Col2Ave (4 peaks):				8.2	RPD = 61*
Corrected Ave (3 peaks):				9.5	Corrected Ave (3 peaks):				5.2	RPD = 59*
Aroclor-1248	1	6.272	0.000	73728	4.6	1	7.116	0.010	94559	5.6
Aroclor-1248	2	6.737	-0.001	229524	22.1	2	7.532	0.000	238678	24.6
Aroclor-1248	3	7.021	-0.003	262028	21.6	3	7.893	0.000	164568	13.0
Aroclor-1248	4	7.565	-0.002	567589	29.2	4	8.239	0.001	259385	15.8
Total CollAve (4 peaks):				19.4	Total Col2Ave (4 peaks):				14.8	RPD = 27
Corrected Ave (3 peaks):				16.1	Corrected Ave (3 peaks):				11.5	RPD = 34
Aroclor-1254	1	7.820	-0.002	757489	35.3	1	8.470	0.001	743354	42.6
Aroclor-1254	2	8.122	-0.003	596049	43.1	2	8.871	0.001	439941	38.4
Aroclor-1254	3	8.228	-0.002	1076526	41.1	3	8.981	0.001	1086600	47.3
Aroclor-1254	4	8.488	-0.003	1262595	45.9	4	9.142	0.002	1581384	59.4
Aroclor-1254	5	8.763	-0.002	714976	43.1	5	9.533	0.001	851600	54.5
Total CollAve (5 peaks):				41.7	Total Col2Ave (5 peaks):				48.4	RPD = 15
Corrected Ave (4 peaks):				40.6	Corrected Ave (4 peaks):				45.7	RPD = 12
Aroclor-1260	1	9.146	-0.001	200513	19.4	1	9.288	0.001	999645	49.8
Aroclor-1260	2	9.372	-0.001	166766	17.0	2	10.061	0.007	469086	36.0
Aroclor-1260	3	9.619	0.000	464093	18.7	3	10.217	0.003	820889	24.5
Aroclor-1260	4	9.897	-0.001	312409	24.2	4	10.615	0.000	443503	22.3
Aroclor-1260	5	10.020	0.000	128733	20.5	NS	---	---	---	---
Total CollAve (5 peaks):				20.0	Total Col2Ave (4 peaks):				33.2	RPD = 50*
Corrected Ave (4 peaks):				18.9	Corrected Ave (3 peaks):				27.6	RPD = 38
Aroclor-1262	1	9.372	-0.002	166766	8.1	1	10.061	0.003	469086	17.3
Aroclor-1262	2	9.619	0.000	464093	9.5	2	10.217	-0.001	820889	12.7
Aroclor-1262	3	9.971	-0.051	138287	6.6	3	10.565	-0.006	384907	14.2
Aroclor-1262	4	10.020	9.020	128733	5.8	4	10.615	-0.004	443503	11.2
Aroclor-1262	5	10.481	0.024	590908	33.0	5	11.091	0.008	381781	17.5
Total CollAve (5 peaks):				12.6	Total Col2Ave (5 peaks):				14.6	RPD = 15
Corrected Ave (4 peaks):				7.5	Corrected Ave (4 peaks):				13.9	RPD = 60*
Aroclor-1268	1	9.971	-0.051	138287	3.4	1	10.565	-0.006	384907	7.8
Aroclor-1268	2	10.020	9.020	128733	3.4	2	10.615	-0.004	443503	9.7
Aroclor-1268	3	10.278	0.046	102148	3.3	3	10.882	-0.006	169330	4.8
Aroclor-1268	4	10.801	-0.002	756597	8.6	4	11.412	-0.004	247376	2.4
Total CollAve (4 peaks):				4.7	Total Col2Ave (4 peaks):				6.2	RPD = 28
Corrected Ave (3 peaks):				3.4	Corrected Ave (3 peaks):				5.0	RPD = 39

Total PCB Area Col1 (4.498 - 10.960) = 19328500

Col1 Total PCB = 0.1 ppm*

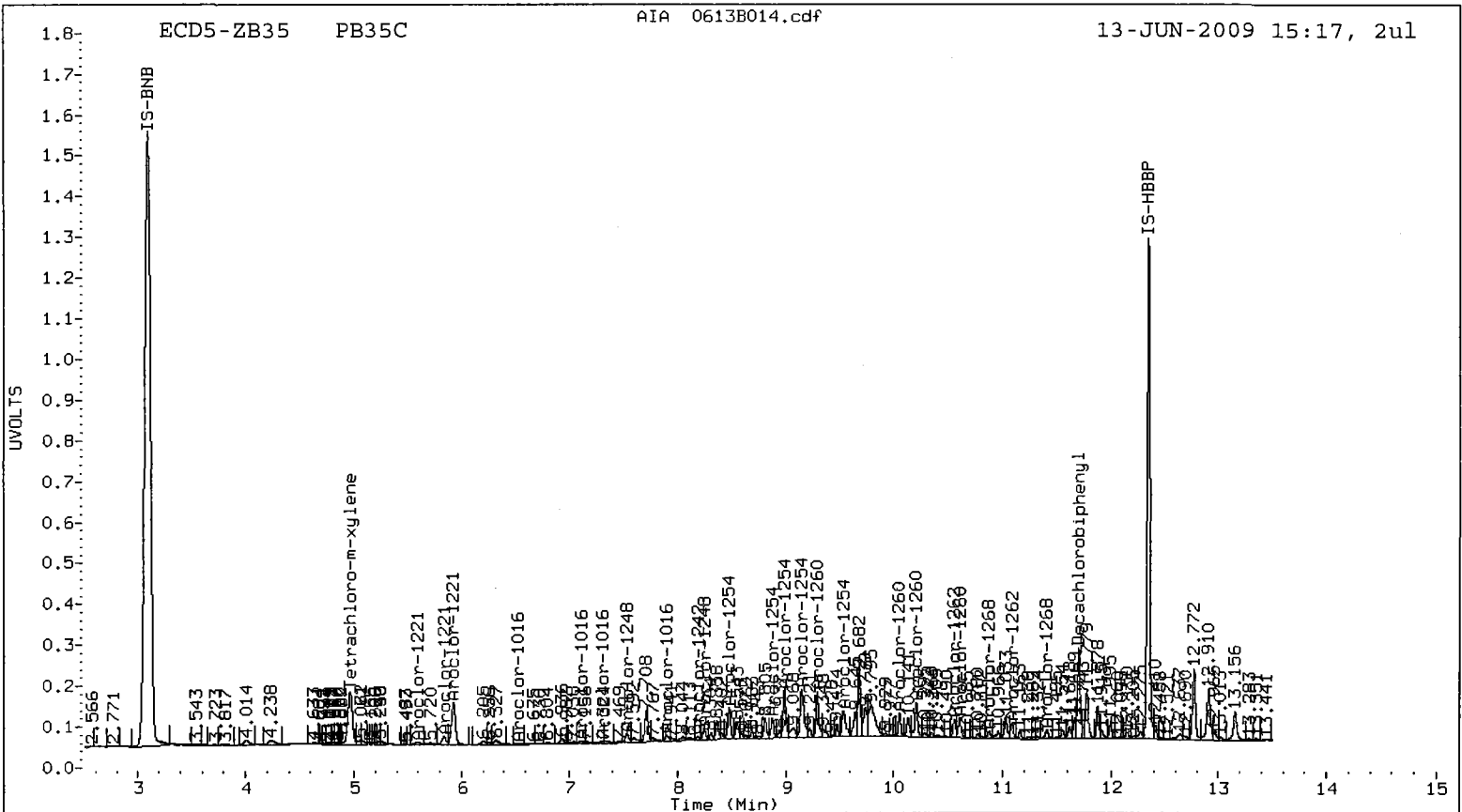
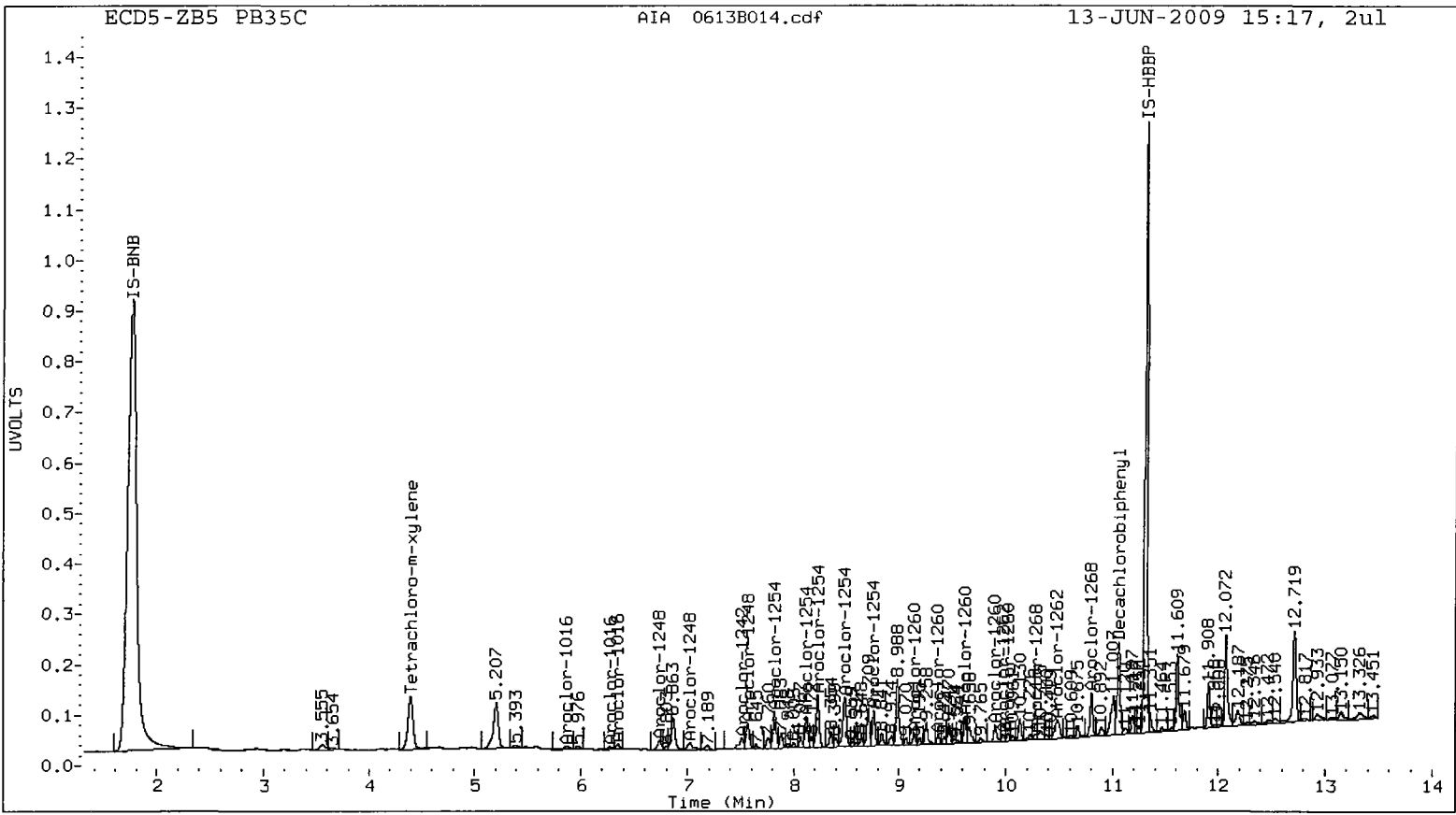
Total PCB Area Col2 (5.066 - 11.603) = 24454597

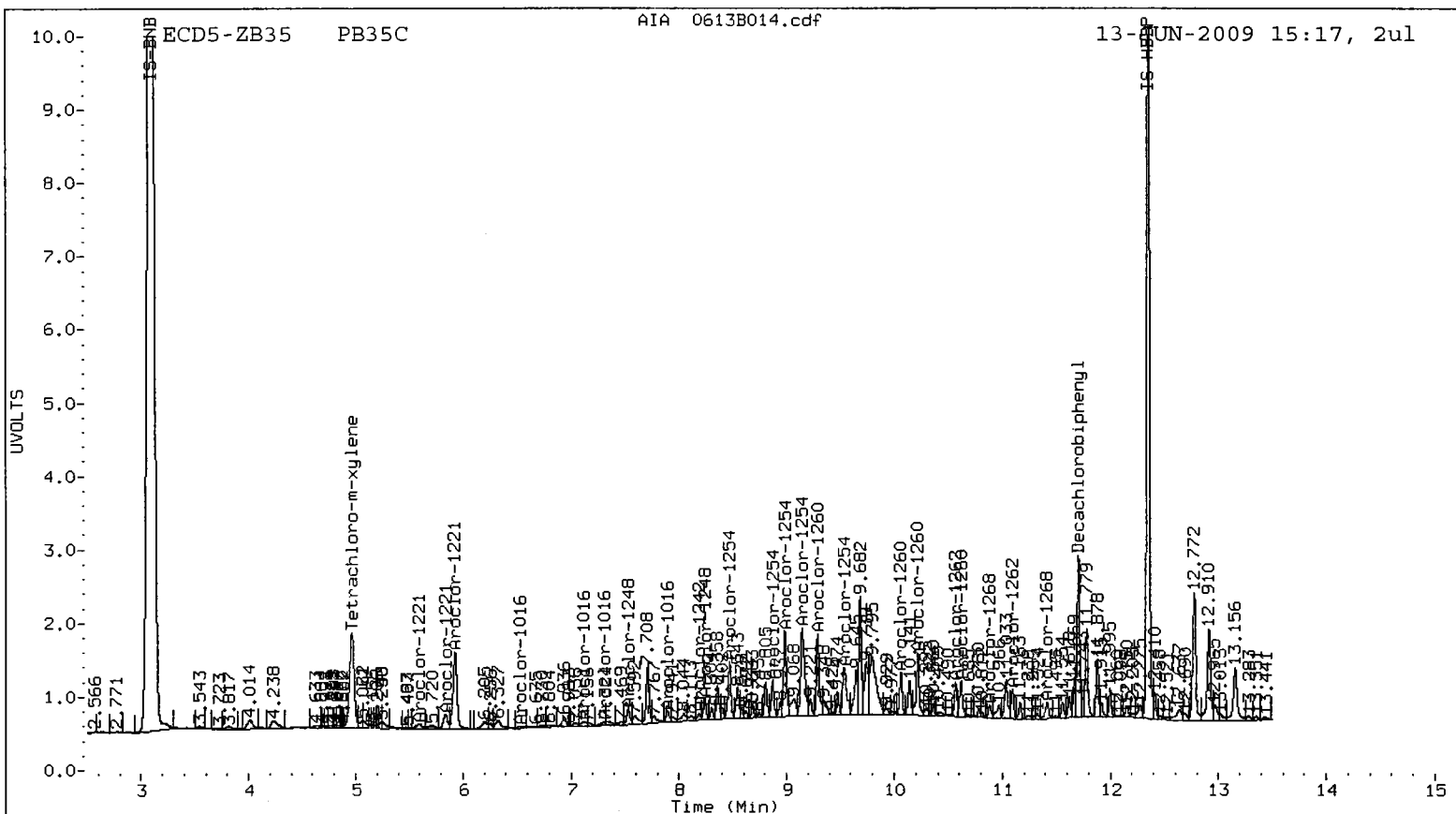
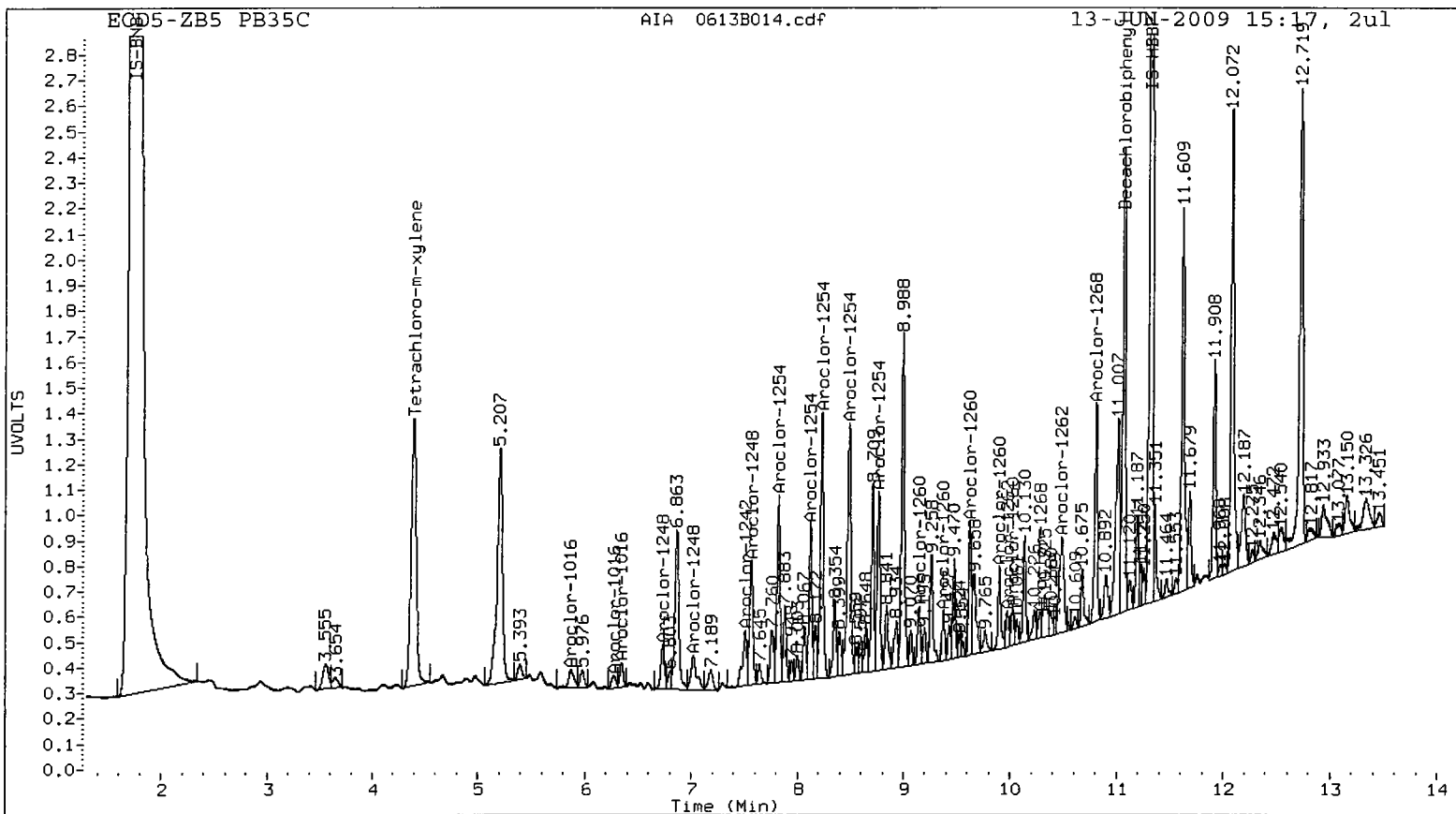
Col2 Total PCB = 0.1 ppm*

* Quantitated against AR1660 0.25ppm in Ical

PCB-Form 10 Mod.

PB35 : 00736





ORGANICS ANALYSIS DATA SHEET

PSDDA PCB by GC/ECD

Page 1 of 1

Sample ID: 3SED1-C

SAMPLE

Lab Sample ID: PB35E

LIMS ID: 09-12721

Matrix: Sediment

Data Release Authorized: *RB*

Reported: 06/16/09

QC Report No: PB35-ENVIRONMENTAL SCIENCE CORP.

Project: JELD-WEN NORD DOOR

Date Sampled: 06/03/09

Date Received: 06/03/09

Date Extracted: 06/09/09

Date Analyzed: 06/13/09 16:08

Instrument/Analyst: ECD5/JGR

GPC Cleanup: No

Sulfur Cleanup: Yes

Acid Cleanup: Yes

Florisil Cleanup: No

Sample Amount: 25.2 g-dry-wt

Final Extract Volume: 1.0 mL

Dilution Factor: 5.00

Silica Gel: Yes

Percent Moisture: 46.8%

CAS Number	Analyte	RL	Result
12674-11-2	Aroclor 1016	4.0	< 4.0 U
53469-21-9	Aroclor 1242	4.0	< 4.0 U
12672-29-6	Aroclor 1248	4.0	< 4.0 U
11097-69-1	Aroclor 1254	4.0	8.3
11096-82-5	Aroclor 1260	4.0	< 4.0 U
11104-28-2	Aroclor 1221	4.0	< 4.0 U
11141-16-5	Aroclor 1232	4.0	< 4.0 U

Reported in $\mu\text{g}/\text{kg}$ (ppb)

PCB Surrogate Recovery

Decachlorobiphenyl	83.0%
Tetrachlorometaxylene	67.0%

Analytical Resources Inc.
Dual Column PCB Quantitation Report

Data file 1: 20090606.B/0613-1.b/0613B017.d
Data file 2: 20090606.B/0613-2.b/0613B017.d
Method: /chem2/ecd5.i/20090606.B/PCB1.m
Compound Sublist: PCB
Instrument, Inj. Vol.: ecd5.i, 2ul
Quant Method: Internal Std

ARI ID: PB35E
Client ID:
Injection Date: 13-JUN-2009 16:08
Report Date: 06/15/2009 14:05
Matrix: SOIL
Dilution Factor: 5.000

ZB5 Col			ZB35 Col			ZB5	ZB35	RPD	Compound/Flag
RT	Shift	Response	RT	Shift	Response	on col	on col		
4.395	-0.004	1874149	4.965	-0.001	1913726	5.4	5.0	7.4	Tetrachloro-m-xylene
11.058	-0.002	1689397	11.704	0.000	1944748	6.6	6.6	0.8	Decachlorobiphenyl

- * Indicates RPD > 40%
- M Indicates Column 1 peak was manually integrated
- N Indicates Column 2 peak was manually integrated

SURROGATE PERCENT RECOVERY

SURROGATE	Col1	Col2
Tetrachloro-m-xylene	67.0	62.2
Decachlorobiphenyl	83.0	82.4

06/15/09

INTERNAL STANDARD SUMMARY

Standard Cpnd	Column 1		%D
	Standard Area*	Sample Area	
Bromo-Nitrobenzene	30034732	26705902	-11.1
Hexabromobiphenyl	12924817	9276045	-28.2

Standard Cpnd	Column 2		%D
	Standard Area*	Sample Area	
Bromo-Nitrobenzene	33277512	29742953	-10.6
Hexabromobiphenyl	11348053	10220364	-9.9

- * Standard Areas taken from Initial Cal Level 3
Initial Calibration Date: 07-JUN-2009
- <- Indicates standard response outside Limits (-50 to +100%)

ZB5 Col					ZB35 Col					
Aroclor	Peak#	RT	Shift	Area	Amount	Peak#	RT	Shift	Area	Amount
Aroclor-1016	1	5.869	-0.033	80446	10.0	1	6.536	0.008	46863	3.5
Aroclor-1016	2	6.274	-0.001	59311	2.3	2	7.118	0.010	96006	3.4
Aroclor-1016	3	6.349	-0.070	63483	5.7	3	7.320	0.015	104847	9.5
Aroclor-1016	4	---	---	---	0.0	4	7.891	-0.001	120342	14.3
Total CollAve (3 peaks):				6.0		Total Col2Ave (4 peaks):				7.7 RPD = 24
Corrected Ave: < 3 Peaks						Corrected Ave (3 peaks):				5.4
Aroclor-1221	1	---	---	---	0.0	1	5.576	0.009	128752	7.4
Aroclor-1221	2	---	---	---	0.0	2	5.841	0.050	308474	29.9
Aroclor-1221	3	---	---	---	0.0	3	5.927	0.031	10221892	300.1
Aroclor-1221	NS	---	---	---	---	4	7.320	0.009	104847	19.4
CollAve: <3 Quant Peaks						Col2Ave:				89.2
Aroclor-1232	1	---	---	---	0.0	1	5.927	0.032	10221892	921.6
Aroclor-1232	2	5.869	-0.033	80446	13.9	2	6.536	0.001	46863	4.6
Aroclor-1232	3	6.274	0.002	59311	3.2	3	7.118	0.004	96006	4.9
Aroclor-1232	4	6.349	-0.076	63483	8.0	4	7.320	0.010	104847	13.6
Total CollAve (3 peaks):				8.4		Total Col2Ave (4 peaks):				236.2 RPD = 186*
Corrected Ave: < 3 Peaks						Corrected Ave (3 peaks):				7.7
Aroclor-1242	1	5.869	-0.035	80446	10.2	1	6.536	0.005	46863	3.6
Aroclor-1242	2	6.274	-0.003	59311	2.4	2	7.118	0.008	96006	3.6
Aroclor-1242	3	6.349	-0.072	63483	5.8	3	7.320	0.014	104847	10.4
Aroclor-1242	4	7.511	0.000	185006	21.5	4	8.184	-0.001	84569	18.4
Total CollAve (4 peaks):				10.0		Total Col2Ave (4 peaks):				9.0 RPD = 10
Corrected Ave (3 peaks):				6.1		Corrected Ave (3 peaks):				5.9 RPD = 4
Aroclor-1248	1	6.274	0.002	59311	3.8	1	7.118	0.012	96006	5.8
Aroclor-1248	2	6.736	-0.002	198198	19.6	2	7.531	-0.001	192888	20.2
Aroclor-1248	3	7.021	-0.003	166070	14.1	3	7.891	-0.001	120342	9.7
Aroclor-1248	4	7.565	-0.002	498448	26.4	4	8.240	0.001	241450	14.9
Total CollAve (4 peaks):				16.0		Total Col2Ave (4 peaks):				12.6 RPD = 23
Corrected Ave (3 peaks):				12.5		Corrected Ave (3 peaks):				10.1 RPD = 21
Aroclor-1254	1	7.820	-0.002	636018	30.5	1	8.470	0.001	627035	36.5
Aroclor-1254	2	8.122	-0.003	535268	39.8	2	8.870	0.001	368897	32.7
Aroclor-1254	3	8.228	-0.003	932040	36.5	3	8.981	0.001	924499	40.9
Aroclor-1254	4	8.487	-0.004	1078414	40.3	4	9.142	0.002	1343976	51.3
Aroclor-1254	5	8.762	-0.002	617289	38.3	5	9.533	0.001	721297	46.9
Total CollAve (5 peaks):				37.1		Total Col2Ave (5 peaks):				41.7 RPD = 12
Corrected Ave (4 peaks):				36.3		Corrected Ave (4 peaks):				39.2 RPD = 8
Aroclor-1260	1	9.145	-0.002	177007	17.8	1	9.289	0.001	824738	43.0
Aroclor-1260	2	9.372	-0.001	150181	15.9	2	10.061	0.007	424185	34.1
Aroclor-1260	3	9.622	0.003	583594	24.3	3	10.218	0.003	662282	20.7
Aroclor-1260	4	9.896	-0.002	247079	19.8	4	10.614	-0.001	398770	21.0
Aroclor-1260	5	10.019	-0.001	106495	17.5	NS	---	---	---	---
Total CollAve (5 peaks):				19.1		Total Col2Ave (4 peaks):				29.7 RPD = 44*
Corrected Ave (4 peaks):				17.8		Corrected Ave (3 peaks):				25.3 RPD = 35
Aroclor-1262	1	9.372	-0.002	150181	7.5	1	10.061	0.003	424185	16.4
Aroclor-1262	2	9.622	0.003	583594	12.3	2	10.218	-0.001	662282	10.7
Aroclor-1262	3	9.970	-0.051	136761	6.8	3	10.565	-0.006	364389	14.1
Aroclor-1262	4	10.019	9.019	106495	5.0	4	10.614	-0.005	398770	10.6
Aroclor-1262	5	10.481	0.024	600918	34.7	5	11.091	0.008	404893	19.4
Total CollAve (5 peaks):				13.3		Total Col2Ave (5 peaks):				14.2 RPD = 7
Corrected Ave (4 peaks):				7.9		Corrected Ave (4 peaks):				12.9 RPD = 48*
Aroclor-1268	1	9.970	-0.051	136761	3.5	1	10.565	-0.007	364389	7.7
Aroclor-1268	2	10.019	9.019	106495	2.9	2	10.614	-0.004	398770	9.2
Aroclor-1268	3	10.273	0.041	112178	3.8	3	10.881	-0.007	173212	5.1
Aroclor-1268	4	10.800	-0.003	730105	8.6	4	11.410	-0.006	241781	2.5
Total CollAve (4 peaks):				4.7		Total Col2Ave (4 peaks):				6.1 RPD = 26
Corrected Ave (3 peaks):				3.4		Corrected Ave (3 peaks):				5.1 RPD = 40*

Total PCB Area Col1 (4.498 - 10.960) = 26586790

Col1 Total PCB = 0.1 ppm*

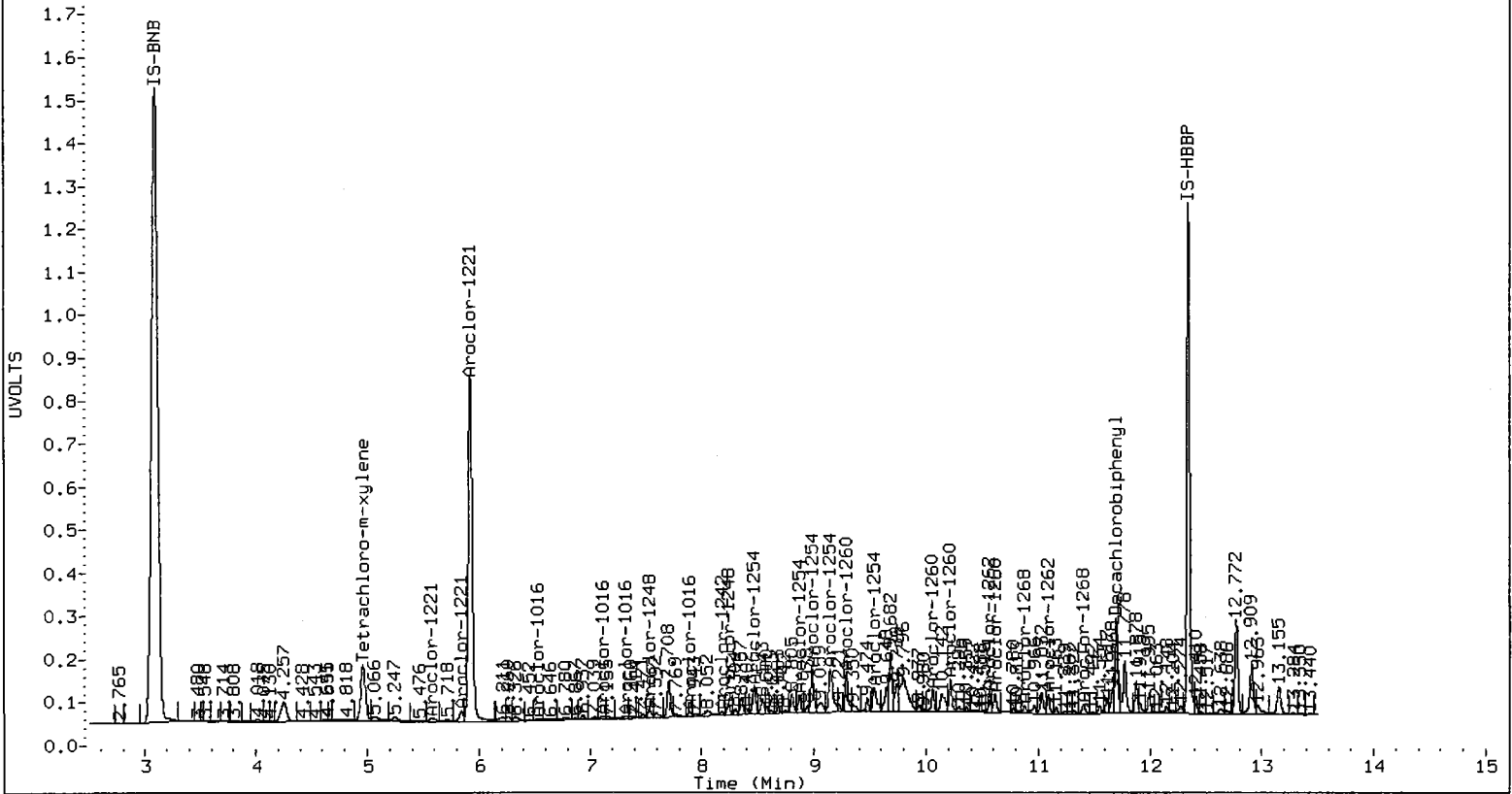
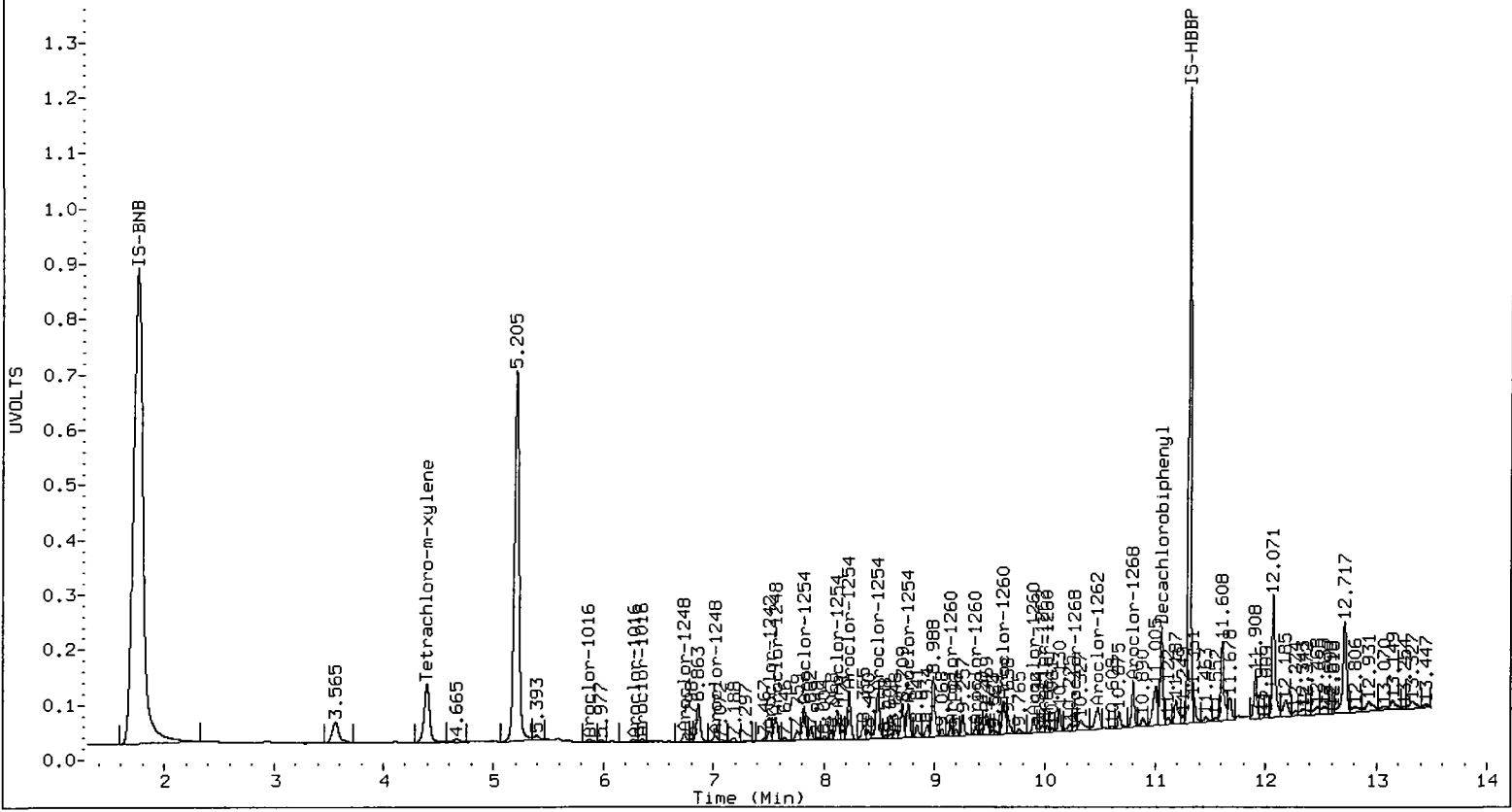
Total PCB Area Col2 (5.066 - 11.603) = 31583732

Col2 Total PCB = 0.2 ppm*

* Quantitated against AR1660 0.25ppm in Ical

PCB-Form 10 Mod.

PB35 : 00742



ORGANICS ANALYSIS DATA SHEET

PSDDA PCB by GC/ECD

Page 1 of 1

Sample ID: 3SED2-A

SAMPLE

Lab Sample ID: PB35G

LIMS ID: 09-12723

Matrix: Sediment

Data Release Authorized: *[Signature]*

Reported: 06/16/09

QC Report No: PB35-ENVIRONMENTAL SCIENCE CORP.

Project: JELD-WEN NORD DOOR

Date Sampled: 06/03/09

Date Received: 06/03/09

Date Extracted: 06/09/09

Date Analyzed: 06/13/09 16:26

Instrument/Analyst: ECD5/JGR

GPC Cleanup: No

Sulfur Cleanup: Yes

Acid Cleanup: Yes

Florisil Cleanup: No

Sample Amount: 25.8 g-dry-wt

Final Extract Volume: 1.0 mL

Dilution Factor: 5.00

Silica Gel: Yes

Percent Moisture: 19.6%

CAS Number	Analyte	RL	Result
12674-11-2	Aroclor 1016	3.9	< 3.9 U
53469-21-9	Aroclor 1242	3.9	< 3.9 U
12672-29-6	Aroclor 1248	3.9	< 3.9 U
11097-69-1	Aroclor 1254	3.9	< 3.9 U
11096-82-5	Aroclor 1260	3.9	< 3.9 U
11104-28-2	Aroclor 1221	3.9	< 3.9 U
11141-16-5	Aroclor 1232	3.9	< 3.9 U

Reported in $\mu\text{g}/\text{kg}$ (ppb)

PCB Surrogate Recovery

Decachlorobiphenyl	84.0%
Tetrachlorometaxylene	58.6%

Analytical Resources Inc.
Dual Column PCB Quantitation Report

Data file 1: 20090606.B/0613-1.b/0613B018.d
Data file 2: 20090606.B/0613-2.b/0613B018.d
Method: /chem2/ecd5.i/20090606.B/PCB1.m
Compound Sublist: PCB
Instrument, Inj. Vol.: ecd5.i, 2ul
Quant Method: Internal Std

ARI ID: PB35G
Client ID:
Injection Date: 13-JUN-2009 16:26
Report Date: 06/15/2009 14:05
Matrix: SOIL
Dilution Factor: 5.000

RT	ZB5 Col Shift	ZB5 Col Response	RT	ZB35 Col Shift	ZB35 Col Response	ZB5 on col	ZB35 on col	RPD	Compound/Flag
4.395	-0.003	1580635	4.964	-0.003	1806088	4.5	4.7	3.5	Tetrachloro-m-xylene
11.058	-0.001	1502587	11.703	0.000	1957333	5.8	6.7	15.0	Decachlorobiphenyl

- * Indicates RPD > 40%
- M Indicates Column 1 peak was manually integrated
- N Indicates Column 2 peak was manually integrated

SURROGATE PERCENT RECOVERY

SURROGATE	Col1	Col2
Tetrachloro-m-xylene	56.6	58.6
Decachlorobiphenyl	72.3	84.0

06/15/09

INTERNAL STANDARD SUMMARY

Standard Cpnd	Column 1		
	Standard Area*	Sample Area	%D
Bromo-Nitrobenzene	30034732	26676377	-11.2
Hexabromobiphenyl	12924817	9477868	-26.7

Standard Cpnd	Column 2		
	Standard Area*	Sample Area	%D
Bromo-Nitrobenzene	33277512	29821605	-10.4
Hexabromobiphenyl	11348053	10094258	-11.0

- * Standard Areas taken from Initial Cal Level 3
Initial Calibration Date: 07-JUN-2009
- <- Indicates standard response outside Limits (-50 to +100%)

ZB5 Col

ZB35 Col

Aroclor	Peak#	RT	Shift	Area	Amount	Peak#	RT	Shift	Area	Amount	
Aroclor-1016	1	5.879	-0.023	52298	6.5	1	6.519	-0.009	18065	1.3	
Aroclor-1016	2	6.347	0.071	91163	3.5	2	7.176	0.069	30477	1.1	
Aroclor-1016	3	---	---	---	0.0	3	7.334	0.030	138508	12.5	
Aroclor-1016	4	---	---	---	0.0	4	7.934	0.041	149357	17.7	
CollAve: <3 Quant Peaks						Col2Ave: 8.1					
Aroclor-1221	1	---	---	---	0.0	1	5.610	0.043	144473	8.3	
Aroclor-1221	2	---	---	---	0.0	2	5.780	-0.011	11761	1.1	
Aroclor-1221	3	---	---	---	0.0	3	5.926	0.030	1030535	30.2	
Aroclor-1221	NS	---	---	---	---	4	7.334	0.024	138508	25.6	
CollAve: <3 Quant Peaks						Col2Ave: 16.3					
Aroclor-1232	1	4.955	0.057	133327	11.2	1	5.926	0.030	1030535	92.7	
Aroclor-1232	2	5.879	-0.023	52298	9.1	2	6.519	-0.017	18065	1.8	
Aroclor-1232	3	6.347	0.074	91163	4.9	3	7.176	0.063	30477	1.6	
Aroclor-1232	4	---	---	---	0.0	4	7.334	0.024	138508	17.9	
Total CollAve (3 peaks):				8.4	Total Col2Ave (4 peaks):				28.5	RPD = 109*	
Corrected Ave: < 3 Peaks					Corrected Ave (3 peaks):				7.1		
Aroclor-1242	1	5.879	-0.024	52298	6.7	1	6.519	-0.012	18065	1.4	
Aroclor-1242	2	6.347	0.069	91163	3.6	2	7.176	0.066	30477	1.1	
Aroclor-1242	3	---	---	---	0.0	3	7.334	0.028	138508	13.7	
Aroclor-1242	4	7.509	-0.001	65645	7.6	4	8.187	0.002	11787	2.6	
Total CollAve (3 peaks):				6.0	Total Col2Ave (4 peaks):				4.7	RPD = 24	
Corrected Ave: < 3 Peaks					Corrected Ave (3 peaks):				1.7		
Aroclor-1248	1	6.347	0.074	91163	5.9	1	7.043	-0.063	243731	14.7	
Aroclor-1248	2	6.736	-0.002	55449	5.5	2	7.529	-0.003	101893	10.6	
Aroclor-1248	3	6.992	-0.032	150536	12.8	3	7.934	0.041	149357	12.0	
Aroclor-1248	4	7.564	-0.003	126862	6.7	4	8.239	0.000	90425	5.6	
Total CollAve (4 peaks):				7.7	Total Col2Ave (4 peaks):				10.7	RPD = 32	
Corrected Ave (3 peaks):				6.0	Corrected Ave (3 peaks):				9.4	RPD = 43*	
Aroclor-1254	1	7.820	-0.001	150205	7.2	1	8.469	0.000	174741	10.1	
Aroclor-1254	2	8.121	-0.003	113144	8.4	2	8.871	0.001	135150	11.9	
Aroclor-1254	3	8.231	0.001	327513	12.9	3	8.981	0.001	294191	13.0	
Aroclor-1254	4	8.483	-0.008	236758	8.9	4	9.155	0.015	371295	14.1	
Aroclor-1254	5	8.761	-0.003	129501	8.0	5	9.533	0.001	143291	9.3	
Total CollAve (5 peaks):				9.1	Total Col2Ave (5 peaks):				11.7	RPD = 25	
Corrected Ave (4 peaks):				8.1	Corrected Ave (4 peaks):				11.1	RPD = 31	
Aroclor-1260	1	9.145	-0.002	50636	5.0	1	9.288	0.001	273879	14.4	
Aroclor-1260	2	9.372	-0.001	35868	3.8	2	10.059	0.005	123954	10.1	
Aroclor-1260	3	9.619	0.000	65492	2.7	3	10.217	0.003	344846	10.9	
Aroclor-1260	4	9.895	-0.003	86217	6.8	4	10.613	-0.002	164272	8.8	
Aroclor-1260	5	9.990	-0.030	126086	20.3	NS	---	---	---	---	
Total CollAve (5 peaks):				7.7	Total Col2Ave (4 peaks):				11.0	RPD = 36	
Corrected Ave (4 peaks):				4.6	Corrected Ave (3 peaks):				9.9	RPD = 74*	
Aroclor-1262	1	9.372	-0.002	36868	1.8	1	10.059	0.001	123954	4.9	
Aroclor-1262	2	9.619	0.000	65492	1.4	2	10.217	-0.001	344846	5.6	
Aroclor-1262	3	9.990	-0.031	126086	6.1	3	10.564	-0.007	143461	5.6	
Aroclor-1262	4	---	---	---	0.0	4	10.613	-0.006	164272	4.4	
Aroclor-1262	5	10.479	0.022	218202	12.3	5	11.092	0.008	201682	9.8	
Total CollAve (4 peaks):				5.4	Total Col2Ave (5 peaks):				6.1	RPD = 12	
Corrected Ave (3 peaks):				3.1	Corrected Ave (4 peaks):				5.1	RPD = 50*	
Aroclor-1268	1	9.990	-0.031	126086	3.1	1	10.564	-0.008	143461	3.1	
Aroclor-1268	2	---	---	---	0.0	2	10.613	-0.005	164272	3.8	
Aroclor-1268	3	10.271	0.040	44932	1.5	3	10.881	-0.007	107704	3.2	
Aroclor-1268	4	10.800	-0.003	641815	7.4	4	11.409	-0.007	106645	1.1	
Total CollAve (3 peaks):				4.0	Total Col2Ave (4 peaks):				2.8	RPD = 36	
Corrected Ave: < 3 Peaks					Corrected Ave (3 peaks):				2.5		

411
J-flag?

Total PCB Area Col1 (4.498 - 10.960) = 6634381

Col1 Total PCB = 0.0 ppm*

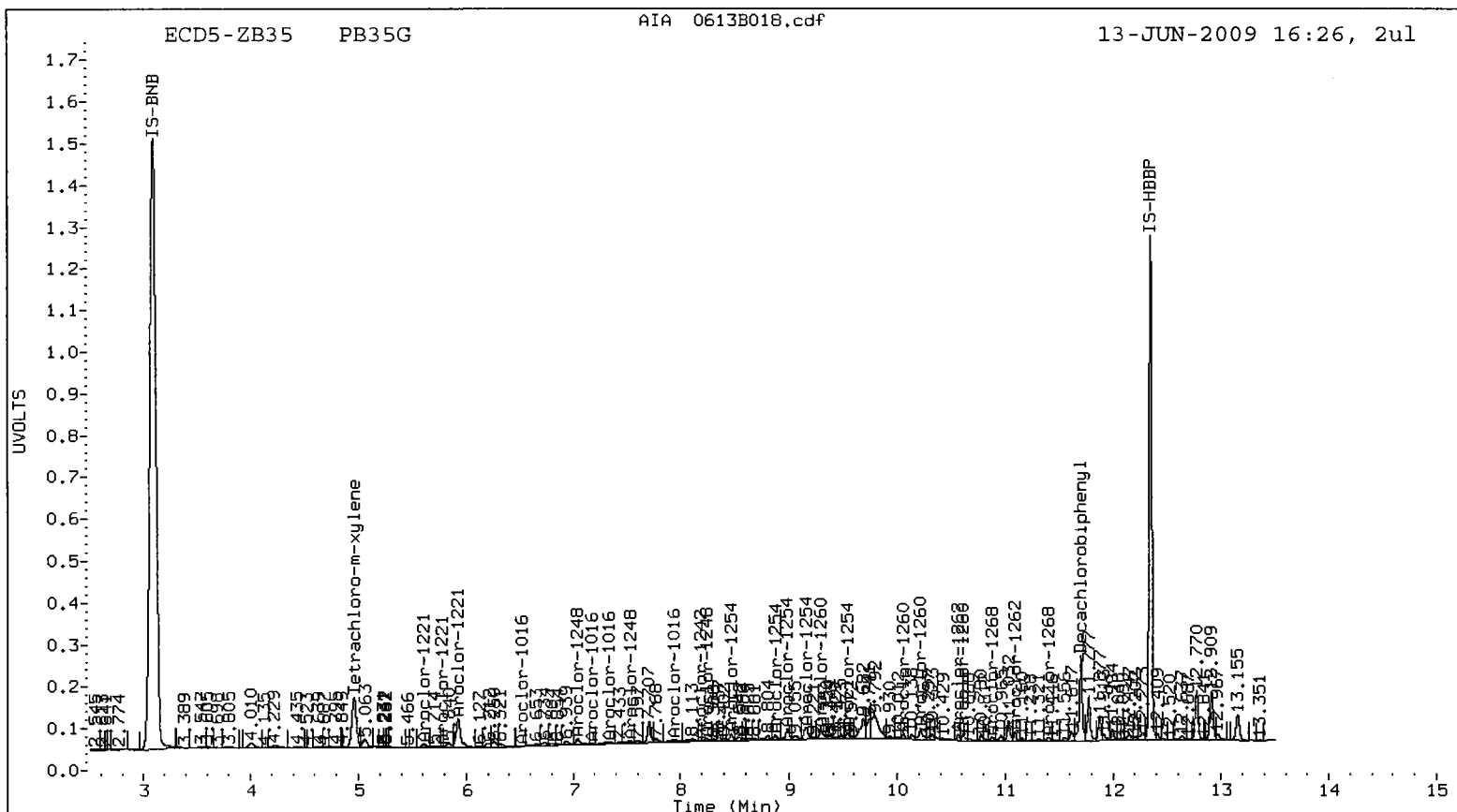
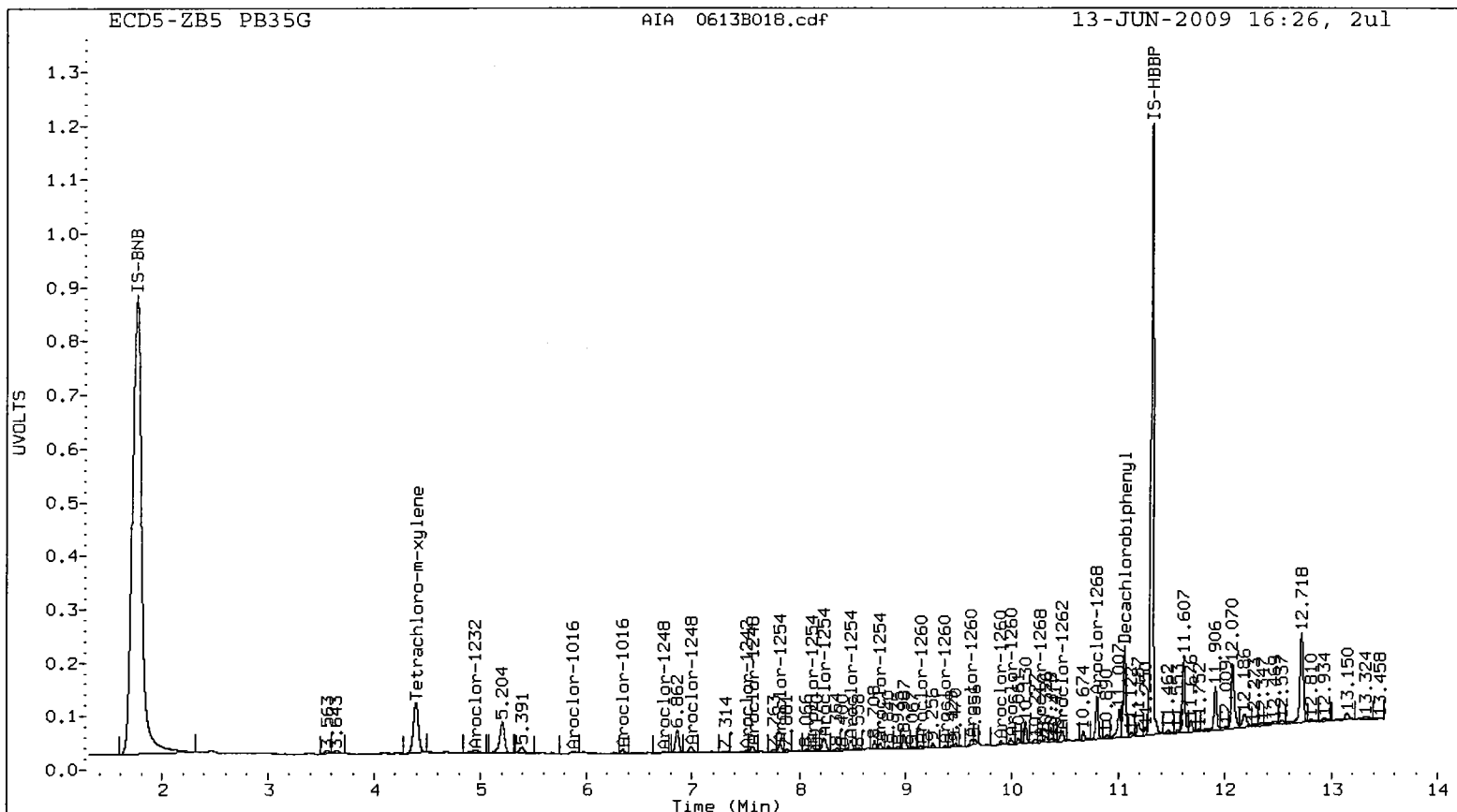
Total PCB Area Col2 (5.066 - 11.603) = 12346810

Col2 Total PCB = 0.1 ppm*

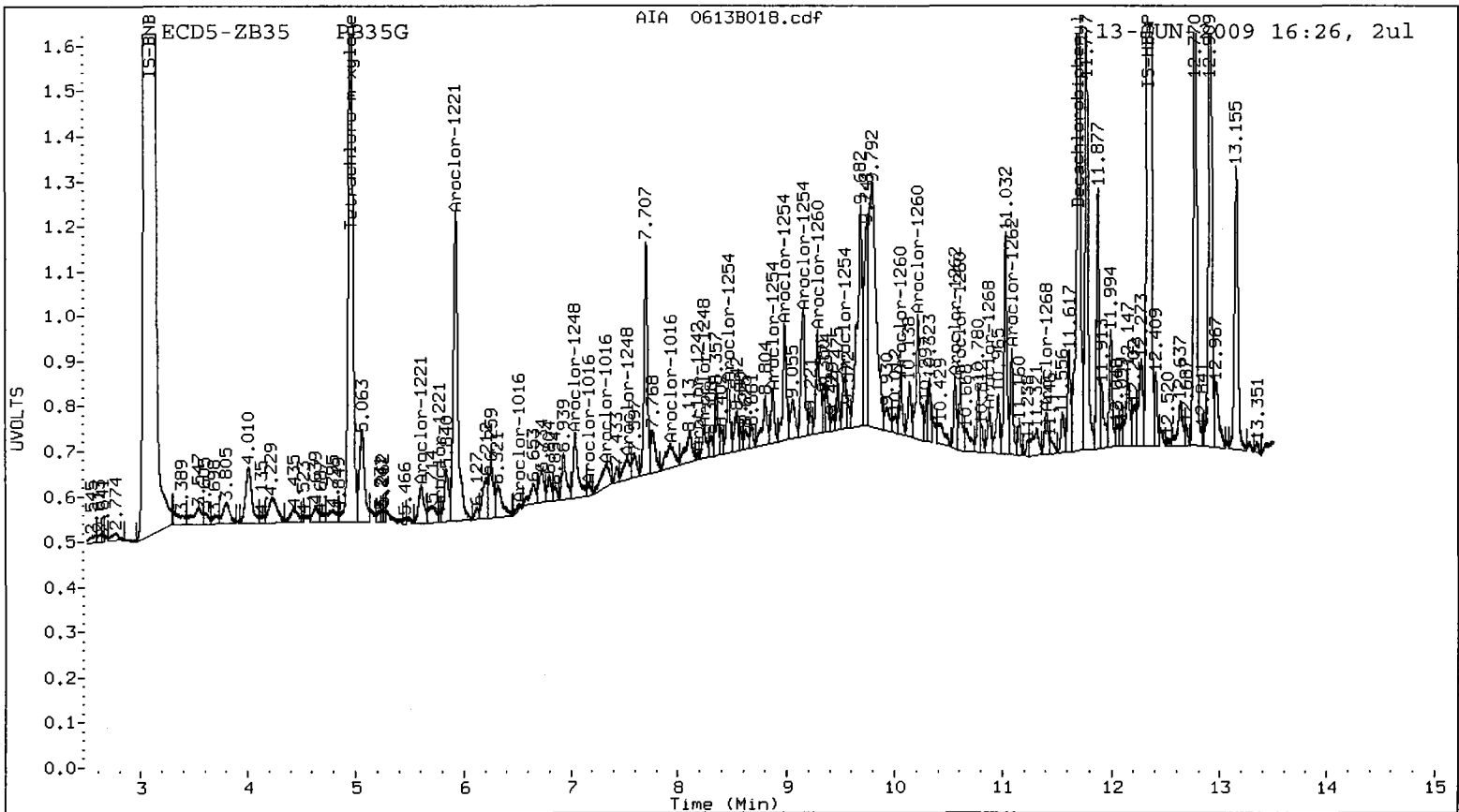
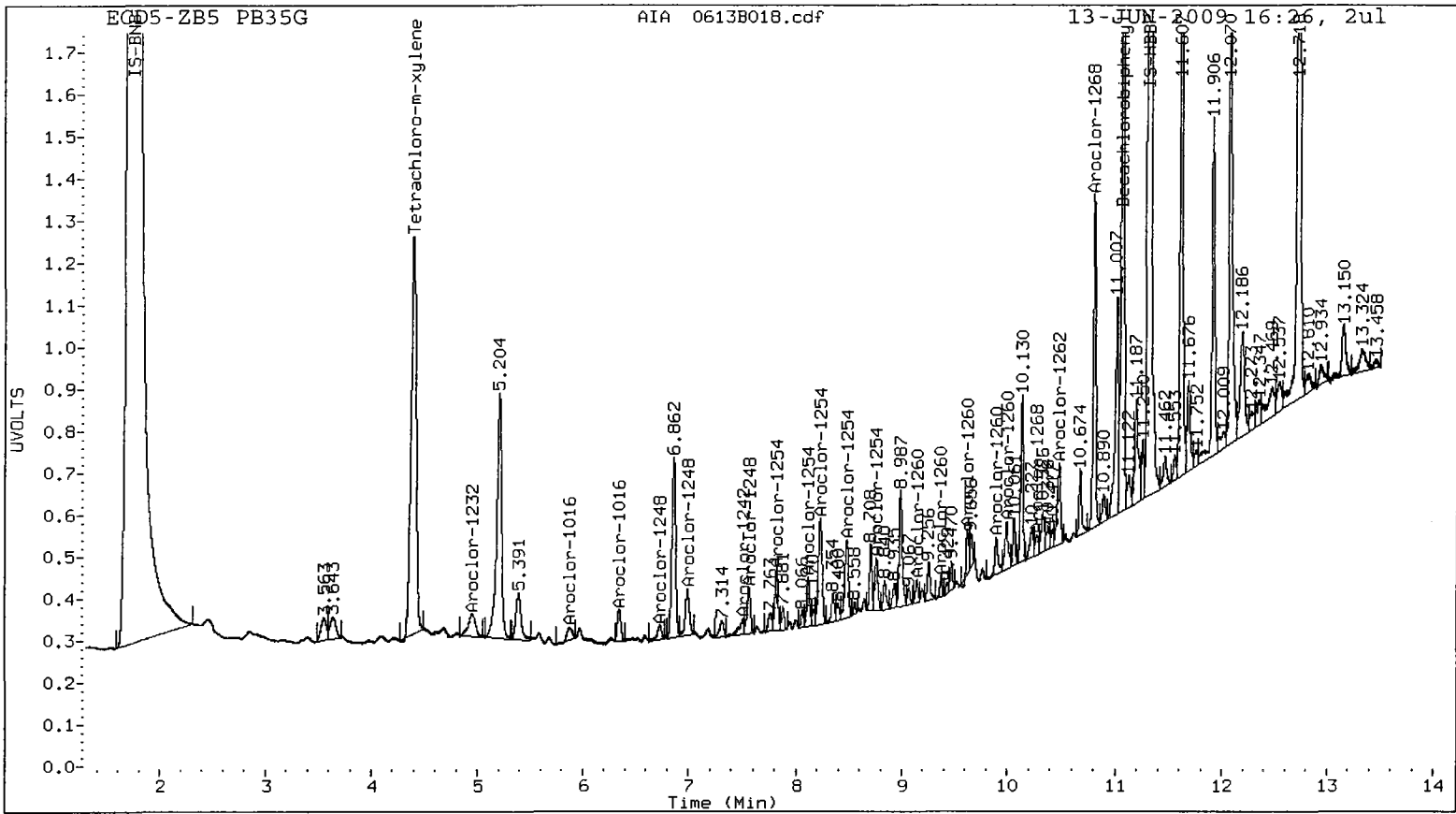
* Quantitated against AR1660 0.25ppm in Ical

PCB-Form 10 Mod.

PB35:00748



PB35:00749



ORGANICS ANALYSIS DATA SHEET
PSDDA PCB by GC/ECD
Page 1 of 1

Sample ID: 3SED2-B
SAMPLE

Lab Sample ID: PB35I
LIMS ID: 09-12725
Matrix: Sediment
Data Release Authorized: *[Signature]*
Reported: 06/16/09

QC Report No: PB35-ENVIRONMENTAL SCIENCE CORP.
Project: JELD-WEN NORD DOOR

Date Sampled: 06/03/09
Date Received: 06/03/09

Date Extracted: 06/09/09
Date Analyzed: 06/13/09 17:17
Instrument/Analyst: ECD5/JGR
GPC Cleanup: No
Sulfur Cleanup: Yes
Acid Cleanup: Yes
Florisil Cleanup: No

Sample Amount: 25.7 g-dry-wt
Final Extract Volume: 1.0 mL
Dilution Factor: 5.00
Silica Gel: Yes
Percent Moisture: 32.8%

CAS Number	Analyte	RL	Result
12674-11-2	Aroclor 1016	3.9	< 3.9 U
53469-21-9	Aroclor 1242	3.9	< 3.9 U
12672-29-6	Aroclor 1248	3.9	< 3.9 U
11097-69-1	Aroclor 1254	3.9	4.7
11096-82-5	Aroclor 1260	3.9	< 3.9 U
11104-28-2	Aroclor 1221	3.9	< 3.9 U
11141-16-5	Aroclor 1232	3.9	< 3.9 U

Reported in $\mu\text{g}/\text{kg}$ (ppb)

PCB Surrogate Recovery

Decachlorobiphenyl	80.1%
Tetrachlorometaxylene	67.2%

Analytical Resources Inc.
Dual Column PCB Quantitation Report

Data file 1: 20090606.B/0613-1.b/0613B021.d
Data file 2: 20090606.B/0613-2.b/0613B021.d
Method: /chem2/ecd5.i/20090606.B/PCB1.m
Compound Sublist: PCB
Instrument, Inj. Vol.: ecd5.i, 2ul
Quant Method: Internal Std

ARI ID: PB35I
Client ID:
Injection Date: 13-JUN-2009 17:17
Report Date: 06/15/2009 14:05
Matrix: SOIL
Dilution Factor: 5.000

ZB5 Col			ZB35 Col			ZB5	ZB35	RPD	Compound/Flag
RT	Shift	Response	RT	Shift	Response	on col	on col		
4.396	-0.003	1811490	4.966	-0.001	2033255	5.2	5.4	3.4	Tetrachloro-m-xylene
11.059	-0.001	1669346	11.703	0.000	1829772	6.4	6.1	4.1	Decachlorobiphenyl

- * Indicates RPD > 40%
- M Indicates Column 1 peak was manually integrated
- N Indicates Column 2 peak was manually integrated

SURROGATE PERCENT RECOVERY

SURROGATE	Col1	Col2
Tetrachloro-m-xylene	65.0	67.3
Decachlorobiphenyl	80.1	76.9

re 06/15/09

INTERNAL STANDARD SUMMARY

Standard Cpnd	Column 1		
	Standard Area*	Sample Area	%D
Bromo-Nitrobenzene	30034732	26611204	-11.4
Hexabromobiphenyl	12924817	9504231	-26.5

Standard Cpnd	Column 2		
	Standard Area*	Sample Area	%D
Bromo-Nitrobenzene	33277512	29230217	-12.2
Hexabromobiphenyl	11348053	10309102	-9.2

✓

- * Standard Areas taken from Initial Cal Level 3
Initial Calibration Date: 07-JUN-2009
- <- Indicates standard response outside Limits (-50 to +100%)

ZB5 Col

ZB35 Col

Aroclor	Peak#	RT	Shift	Area	Amount	Peak#	RT	Shift	Area	Amount
Aroclor-1016	1	5.897	-0.005	224641	27.9	1	6.526	-0.002	219942	16.5
Aroclor-1016	2	6.274	-0.002	270895	10.5	2	7.110	0.002	243922	8.8
Aroclor-1016	3	6.417	-0.002	121072	10.9	3	7.309	0.004	191350	17.6
Aroclor-1016	4	6.524	5.524	73844	10.4	4	7.893	0.000	182467	22.0
Total CollAve (4 peaks):				14.9		Total Col2Ave (4 peaks):				16.2 RPD = 8
Corrected Ave (3 peaks):				10.6		Corrected Ave (3 peaks):				14.3 RPD = 30
Aroclor-1221	1	4.690	-0.042	102015	7.0	1	5.602	0.035	102435	6.0
Aroclor-1221	2	4.977	0.082	107874	11.7	2	5.842	0.051	208393	20.6
Aroclor-1221	3	---	---	---	0.0	3	5.926	0.030	969337	29.0
Aroclor-1221	NS	---	---	---	----	4	7.309	-0.002	191350	36.1
CollAve: <3 Quant Peaks						Col2Ave: 22.9				
Aroclor-1232	1	4.977	0.079	107874	9.1	1	5.926	0.030	969337	88.9
Aroclor-1232	2	5.897	-0.005	224641	39.0	2	6.526	-0.009	219942	22.0
Aroclor-1232	3	6.274	0.001	270895	14.7	3	7.110	-0.003	243922	12.7
Aroclor-1232	4	6.417	-0.008	121072	15.2	4	7.309	-0.001	191350	25.3
Total CollAve (4 peaks):				19.5		Total Col2Ave (4 peaks):				37.2 RPD = 63*
Corrected Ave (3 peaks):				13.0		Corrected Ave (3 peaks):				20.0 RPD = 42*
Aroclor-1242	1	5.897	-0.007	224641	28.7	1	6.526	-0.005	219942	17.4
Aroclor-1242	2	6.274	-0.003	270895	10.9	2	7.110	0.000	243922	9.4
Aroclor-1242	3	6.417	-0.003	121072	11.1	3	7.309	0.003	191350	19.3
Aroclor-1242	4	7.508	-0.003	301851	35.1	4	8.186	0.001	99931	22.1
Total CollAve (4 peaks):				21.5		Total Col2Ave (4 peaks):				17.1 RPD = 23
Corrected Ave (3 peaks):				16.9		Corrected Ave (3 peaks):				15.4 RPD = 10
Aroclor-1248	1	6.274	0.001	270895	17.6	1	7.110	0.004	243922	15.0
Aroclor-1248	2	6.735	-0.003	204261	20.3	2	7.531	-0.001	173674	18.5
Aroclor-1248	3	7.013	-0.010	282682	24.0	3	7.893	0.000	182467	14.9
Aroclor-1248	4	7.563	-0.005	392456	20.8	4	8.239	0.000	254756	16.0
Total CollAve (4 peaks):				20.7		Total Col2Ave (4 peaks):				16.1 RPD = 25
Corrected Ave (3 peaks):				19.6		Corrected Ave (3 peaks):				15.3 RPD = 25
Aroclor-1254	1	7.819	-0.003	314741	15.1	1	8.468	-0.001	370297	21.9
Aroclor-1254	2	8.121	-0.004	254058	19.0	2	8.870	0.001	223000	20.1
Aroclor-1254	3	8.232	0.002	828279	32.6	3	8.980	0.000	517769	23.3
Aroclor-1254	4	8.484	-0.007	524790	19.7	4	9.152	0.012	804446	31.2
Aroclor-1254	5	8.762	-0.002	269643	16.8	5	9.533	0.001	366083	24.2
Total CollAve (5 peaks):				20.6		Total Col2Ave (5 peaks):				24.2 RPD = 16
Corrected Ave (4 peaks):				17.6		Corrected Ave (4 peaks):				22.4 RPD = 24
Aroclor-1260	1	9.144	-0.002	119951	11.8	1	9.290	0.003	716425	37.0
Aroclor-1260	2	9.371	-0.002	101941	10.5	2	10.060	0.005	242557	19.3
Aroclor-1260	3	9.619	0.000	391600	15.9	3	10.218	0.003	484890	15.0
Aroclor-1260	4	9.896	-0.002	190241	14.9	4	10.612	-0.003	278933	14.6
Aroclor-1260	5	10.019	-0.001	70125	11.3	NS	---	---	---	----
Total CollAve (5 peaks):				12.9		Total Col2Ave (4 peaks):				21.5 RPD = 50*
Corrected Ave (4 peaks):				12.1		Corrected Ave (3 peaks):				16.3 RPD = 29
Aroclor-1262	1	9.371	-0.002	101941	5.0	1	10.060	0.002	242557	9.3
Aroclor-1262	2	9.619	0.000	391600	8.1	2	10.218	-0.001	484890	7.8
Aroclor-1262	3	9.987	-0.034	156268	7.5	3	10.565	-0.006	174763	6.7
Aroclor-1262	4	10.019	9.019	70125	3.2	4	10.612	-0.006	278933	7.3
Aroclor-1262	5	10.479	0.022	449569	25.4	5	11.091	0.008	325385	15.5
Total CollAve (5 peaks):				9.8		Total Col2Ave (5 peaks):				9.3 RPD = 5
Corrected Ave (4 peaks):				6.0		Corrected Ave (4 peaks):				7.8 RPD = 26
Aroclor-1268	1	9.987	-0.034	156268	3.9	1	10.565	-0.006	174763	3.7
Aroclor-1268	2	10.019	9.019	70125	1.8	2	10.612	-0.006	278933	6.4
Aroclor-1268	3	10.273	0.042	55110	1.8	3	10.881	-0.007	165424	4.9
Aroclor-1268	4	10.800	-0.003	695283	8.0	4	11.410	-0.006	141023	1.4
Total CollAve (4 peaks):				3.9		Total Col2Ave (4 peaks):				4.1 RPD = 5
Corrected Ave (3 peaks):				2.5		Corrected Ave (3 peaks):				3.3 RPD = 27

Total PCB Area Col1 (4.498 - 10.960) = 13985331

Col1 Total PCB = 0.1 ppm*

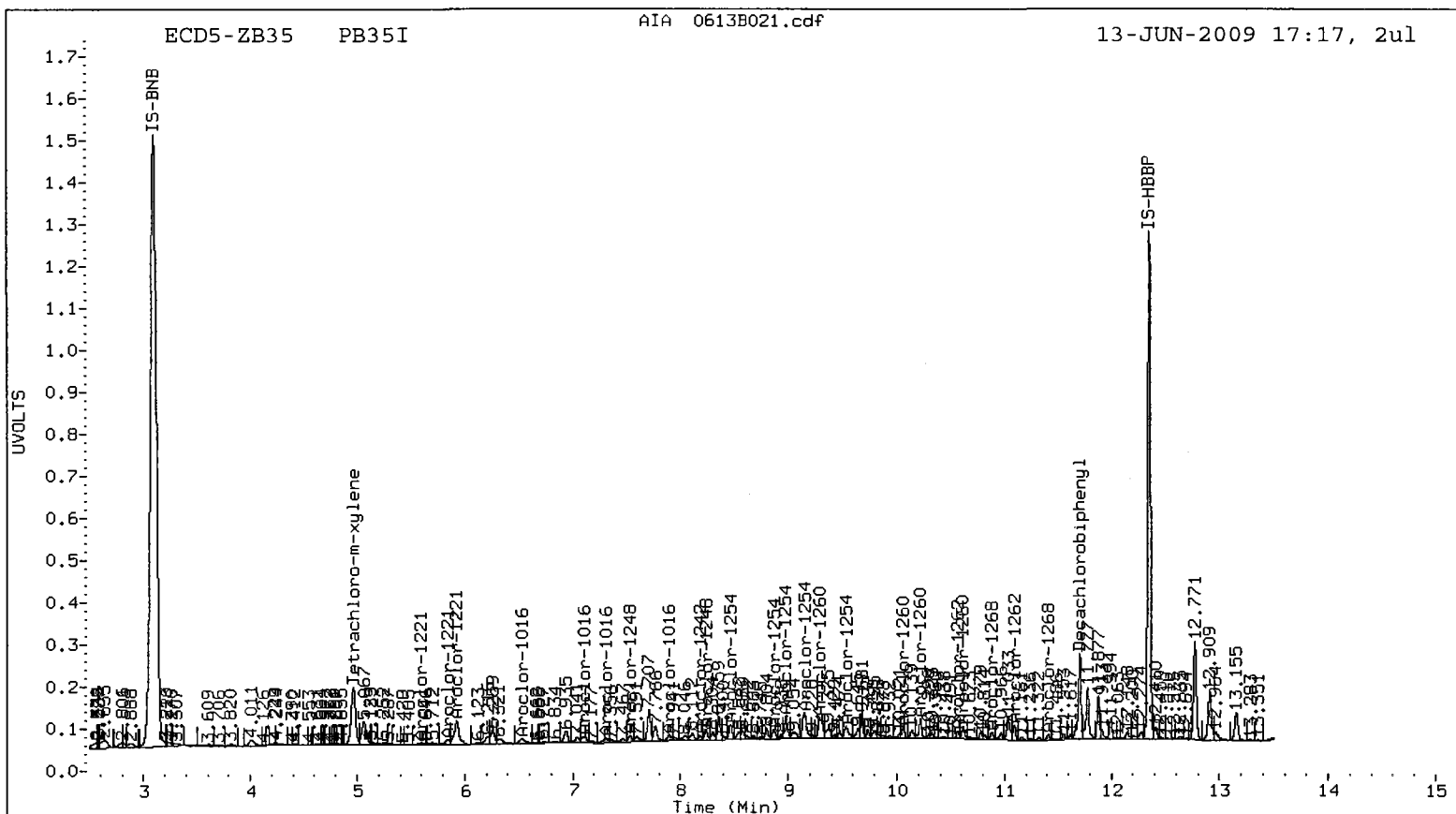
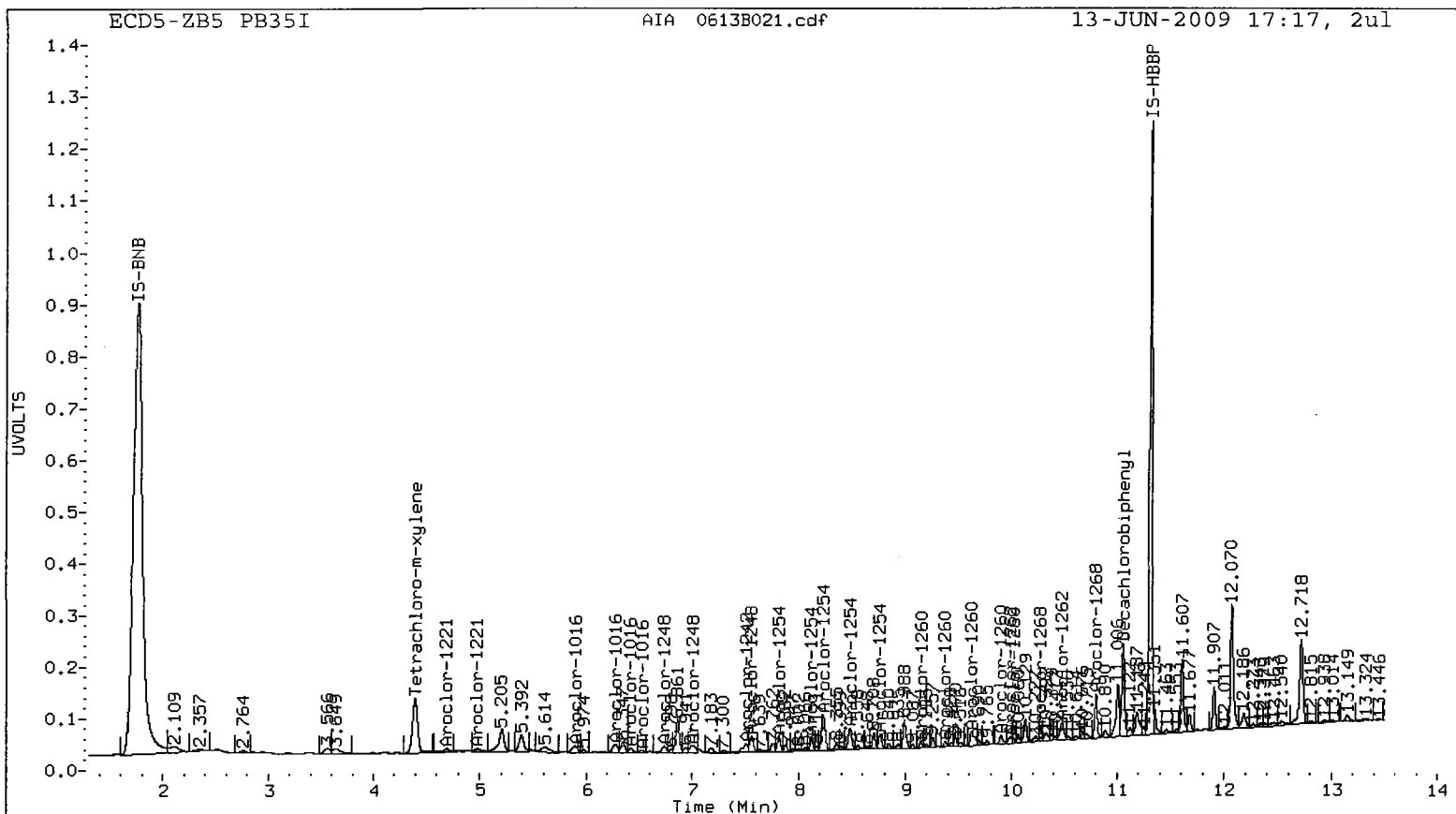
Total PCB Area Col2 (5.066 - 11.603) = 18376920

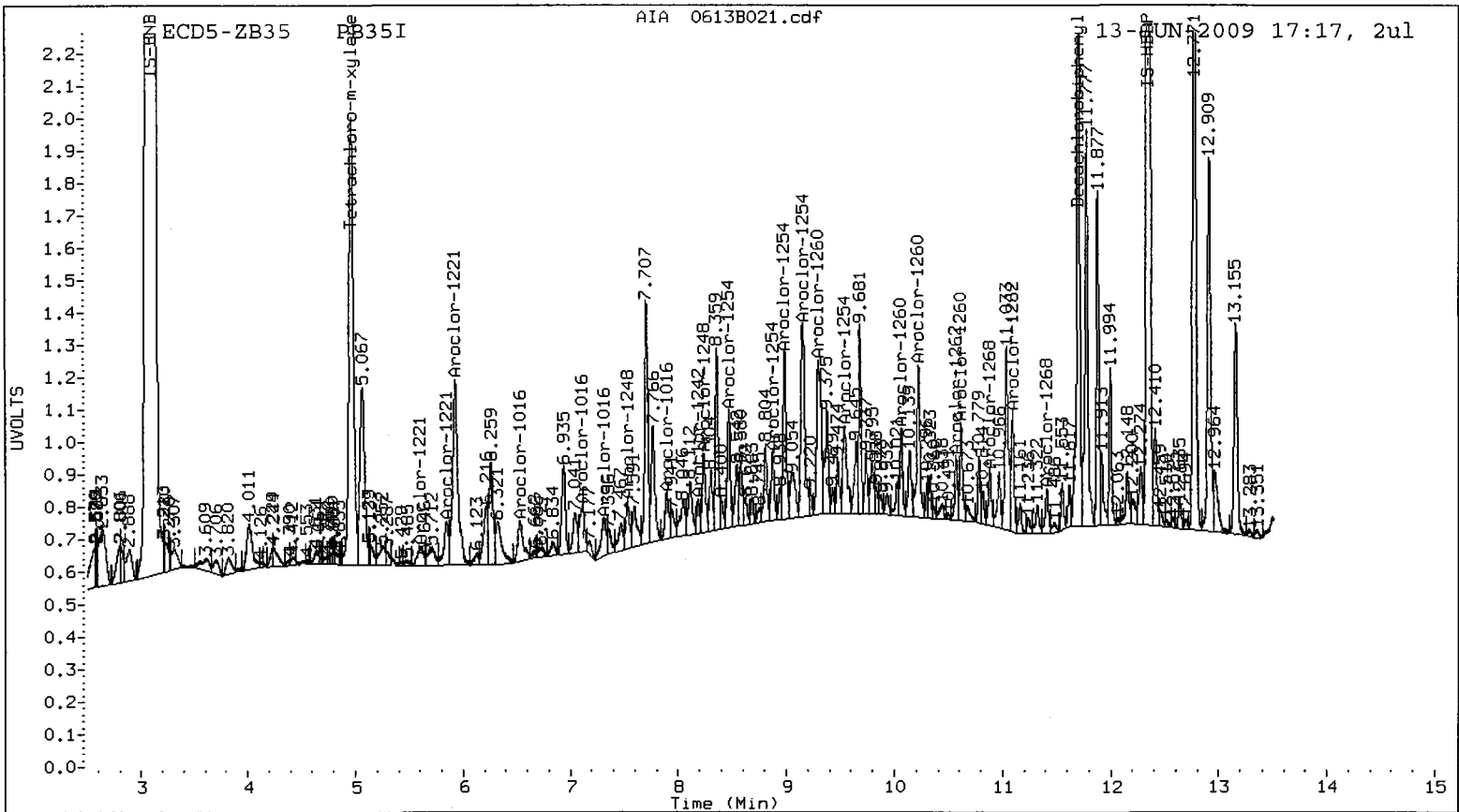
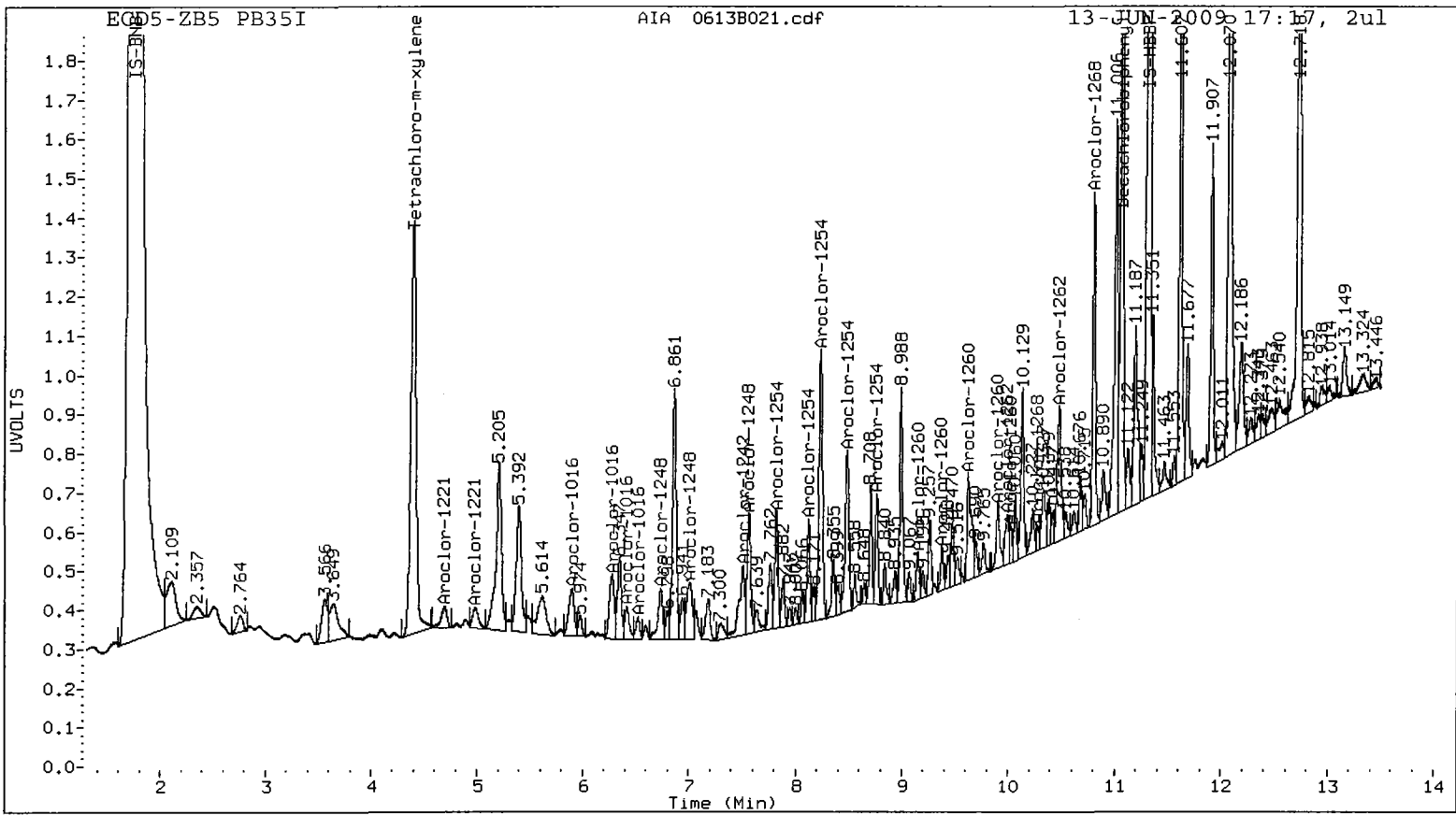
Col2 Total PCB = 0.1 ppm*

* Quantitated against AR1660 0.25ppm in Ical

PCB-Form 10 Mod.

PB35 : 00754





PB35 : 00756

ORGANICS ANALYSIS DATA SHEET
PSDDA PCB by GC/ECD
 Page 1 of 1

Sample ID: 3SED2-C
SAMPLE

Lab Sample ID: PB35J
 LIMS ID: 09-12726
 Matrix: Sediment
 Data Release Authorized: *[Signature]*
 Reported: 06/16/09

QC Report No: PB35-ENVIROMENTAL SCIENCE CORP.
 Project: JELD-WEN NORD DOOR

Date Sampled: 06/03/09
 Date Received: 06/03/09

Date Extracted: 06/09/09
 Date Analyzed: 06/13/09 17:34
 Instrument/Analyst: ECD5/JGR
 GPC Cleanup: No
 Sulfur Cleanup: Yes
 Acid Cleanup: Yes
 Florisil Cleanup: No

Sample Amount: 25.8 g-dry-wt
 Final Extract Volume: 1.0 mL
 Dilution Factor: 5.00
 Silica Gel: Yes
 Percent Moisture: 35.9%

CAS Number	Analyte	RL	Result
12674-11-2	Aroclor 1016	3.9	< 3.9 U
53469-21-9	Aroclor 1242	3.9	< 3.9 U
12672-29-6	Aroclor 1248	3.9	12
11097-69-1	Aroclor 1254	3.9	6.5
11096-82-5	Aroclor 1260	3.9	< 3.9 U
11104-28-2	Aroclor 1221	3.9	< 3.9 U
11141-16-5	Aroclor 1232	3.9	< 3.9 U

Reported in $\mu\text{g}/\text{kg}$ (ppb)

PCB Surrogate Recovery

Decachlorobiphenyl	96.2%
Tetrachlorometaxylene	59.8%

Analytical Resources Inc.
Dual Column PCB Quantitation Report

Data file 1: 20090606.B/0613-1.b/0613B022.d
Data file 2: 20090606.B/0613-2.b/0613B022.d
Method: /chem2/ecd5.i/20090606.B/PCB1.m
Compound Sublist: PCB
Instrument, Inj. Vol.: ecd5.i, 2ul
Quant Method: Internal Std

ARI ID: PB35J
Client ID:
Injection Date: 13-JUN-2009 17:34
Report Date: 06/15/2009 14:05
Matrix: SOIL
Dilution Factor: 5.000

ZB5 Col			ZB35 Col			ZB5	ZB35	RPD	Compound/Flag
RT	Shift	Response	RT	Shift	Response	on col	on col		
4.396	-0.003	1636516	4.967	0.000	1657308	4.8	4.6	3.5	Tetrachloro-m-xylene
11.060	0.000	1741379	11.705	0.001	2145952	7.1	7.7	8.2	Decachlorobiphenyl

- * Indicates RPD > 40%
- M Indicates Column 1 peak was manually integrated
- N Indicates Column 2 peak was manually integrated

SURROGATE PERCENT RECOVERY

SURROGATE	Col1	Col2
Tetrachloro-m-xylene	59.8	57.7
Decachlorobiphenyl	88.6	96.2

06/15/09

INTERNAL STANDARD SUMMARY

Standard Cpnd	Column 1		%D
	Standard Area*	Sample Area	
Bromo-Nitrobenzene	30034732	26152574	-12.9
Hexabromobiphenyl	12924817	8956358	-30.7

Standard Cpnd	Column 2		%D
	Standard Area*	Sample Area	
Bromo-Nitrobenzene	33277512	27787861	-16.5
Hexabromobiphenyl	11348053	9661708	-14.9

✓

- * Standard Areas taken from Initial Cal Level 3
Initial Calibration Date: 07-JUN-2009
- <- Indicates standard response outside Limits (-50 to +100%)

ZB5 Col						ZB35 Col					
Aroclor	Peak#	RT	Shift	Area	Amount	Peak#	RT	Shift	Area	Amount	
Aroclor-1016	1	5.899	-0.003	338148	42.7	1	6.529	0.001	308911	24.4	
Aroclor-1016	2	6.275	-0.001	1023633	40.2	2	7.110	0.003	1059647	40.0	
Aroclor-1016	3	6.418	-0.001	413686	38.0	3	7.308	0.004	552467	53.5	
Aroclor-1016	4	6.524	5.524	290829	41.8	4	7.892	0.000	669374	84.9	
Total CollAve (4 peaks):					40.7	Total Col2Ave (4 peaks):					50.7 RPD = 22
Corrected Ave (3 peaks):					40.0	Corrected Ave (3 peaks):					39.3 RPD = 2
Aroclor-1221	1	4.686	-0.047	78154	5.5	1	5.599	0.033	142226	8.8	
Aroclor-1221	2	4.992	0.097	104450	11.5	2	5.841	0.049	1271354	132.1	
Aroclor-1221	3	---	---	---	0.0	3	5.928	0.032	379138	11.9	
Aroclor-1221	NS	---	---	---	---	4	7.308	-0.002	552467	109.7	
CollAve: <3 Quant Peaks						Col2Ave: 65.6					
Aroclor-1232	1	4.992	0.094	104450	8.9	1	5.928	0.033	379138	36.6	
Aroclor-1232	2	5.899	-0.003	338148	59.7	2	6.529	-0.007	308911	32.6	
Aroclor-1232	3	6.275	0.002	1023633	56.5	3	7.110	-0.003	1059647	58.0	
Aroclor-1232	4	6.418	-0.007	413686	53.0	4	7.308	-0.002	552467	76.7	
Total CollAve (4 peaks):					44.5	Total Col2Ave (4 peaks):					51.0 RPD = 13
Corrected Ave (3 peaks):					39.5	Corrected Ave (3 peaks):					42.4 RPD = 7
Aroclor-1242	1	5.899	-0.005	338148	43.9	1	6.529	-0.002	308911	25.7	
Aroclor-1242	2	6.275	-0.002	1023633	41.7	2	7.110	0.000	1059647	42.9	
Aroclor-1242	3	6.418	-0.002	413686	38.7	3	7.308	0.002	552467	58.6	
Aroclor-1242	4	7.509	-0.002	800673	94.9	4	8.186	0.000	414618	96.6	
Total CollAve (4 peaks):					54.8	Total Col2Ave (4 peaks):					56.0 RPD = 2
Corrected Ave (3 peaks):					41.5	Corrected Ave (3 peaks):					42.4 RPD = 2
Aroclor-1248	1	6.275	0.002	1023633	67.7	1	7.110	0.004	1059647	68.4	
Aroclor-1248	2	6.735	-0.004	458846	46.4	2	7.531	-0.001	419675	47.1	
Aroclor-1248	3	7.017	-0.007	896242	77.6	3	7.892	0.000	669374	57.5	
Aroclor-1248	4	7.559	-0.008	1035329	55.9	4	8.239	0.000	895272	59.2	
Total CollAve (4 peaks):					61.9	Total Col2Ave (4 peaks):					58.0 RPD = 6
Corrected Ave (3 peaks):					56.7	Corrected Ave (3 peaks):					54.6 RPD = 4
Aroclor-1254	1	7.820	-0.001	470406	23.0	1	8.470	0.001	560386	34.9	
Aroclor-1254	2	8.122	-0.003	485197	36.8	2	8.871	0.001	327614	31.1	
Aroclor-1254	3	8.234	0.003	1587442	63.6	3	8.981	0.001	729174	34.5	
Aroclor-1254	4	8.488	-0.003	803943	30.7	4	9.149	0.009	1284092	52.4	
Aroclor-1254	5	8.765	0.000	499688	31.7	5	9.532	0.000	487339	33.9	
Total CollAve (5 peaks):					37.1	Total Col2Ave (5 peaks):					37.4 RPD = 1
Corrected Ave (4 peaks):					30.5	Corrected Ave (4 peaks):					33.6 RPD = 10
Aroclor-1260	1	9.146	-0.001	169790	17.7	1	9.291	0.004	790694	43.6	
Aroclor-1260	2	9.372	-0.002	143381	15.7	2	10.061	0.006	263993	22.4	
Aroclor-1260	3	9.622	0.003	645130	27.8	3	10.220	0.005	630571	20.9	
Aroclor-1260	4	9.897	-0.001	209692	17.4	4	10.612	-0.003	456092	25.4	
Aroclor-1260	5	10.020	0.000	86358	14.7	NS	---	---	---	---	
Total CollAve (5 peaks):					18.7	Total Col2Ave (4 peaks):					28.1 RPD = 40*
Corrected Ave (4 peaks):					16.4	Corrected Ave (3 peaks):					22.9 RPD = 33
Aroclor-1262	1	9.372	-0.002	143381	7.4	1	10.061	0.002	263993	10.8	
Aroclor-1262	2	9.622	0.004	645130	14.1	2	10.220	0.001	630571	10.8	
Aroclor-1262	3	9.990	-0.031	177881	9.1	3	10.566	-0.005	308337	12.6	
Aroclor-1262	4	10.020	9.020	86358	4.2	4	10.612	-0.007	456092	12.8	
Aroclor-1262	5	10.481	0.025	820017	49.1	5	11.094	0.011	557900	28.3	
Total CollAve (5 peaks):					16.8	Total Col2Ave (5 peaks):					15.1 RPD = 11
Corrected Ave (4 peaks):					8.7	Corrected Ave (4 peaks):					11.7 RPD = 30
Aroclor-1268	1	9.990	-0.031	177881	4.7	1	10.566	-0.006	308337	6.9	
Aroclor-1268	2	10.020	9.020	86358	2.4	2	10.612	-0.007	456092	11.1	
Aroclor-1268	3	10.275	0.043	235366	8.2	3	10.884	-0.004	257863	8.1	
Aroclor-1268	4	10.802	0.000	723655	8.9	4	11.414	-0.002	196370	2.1	
Total CollAve (4 peaks):					6.1	Total Col2Ave (4 peaks):					7.0 RPD = 15
Corrected Ave (3 peaks):					5.1	Corrected Ave (3 peaks):					5.7 RPD = 11

Total PCB Area Col1 (4.498 - 10.960) = 26502412

Col1 Total PCB = 0.1 ppm*

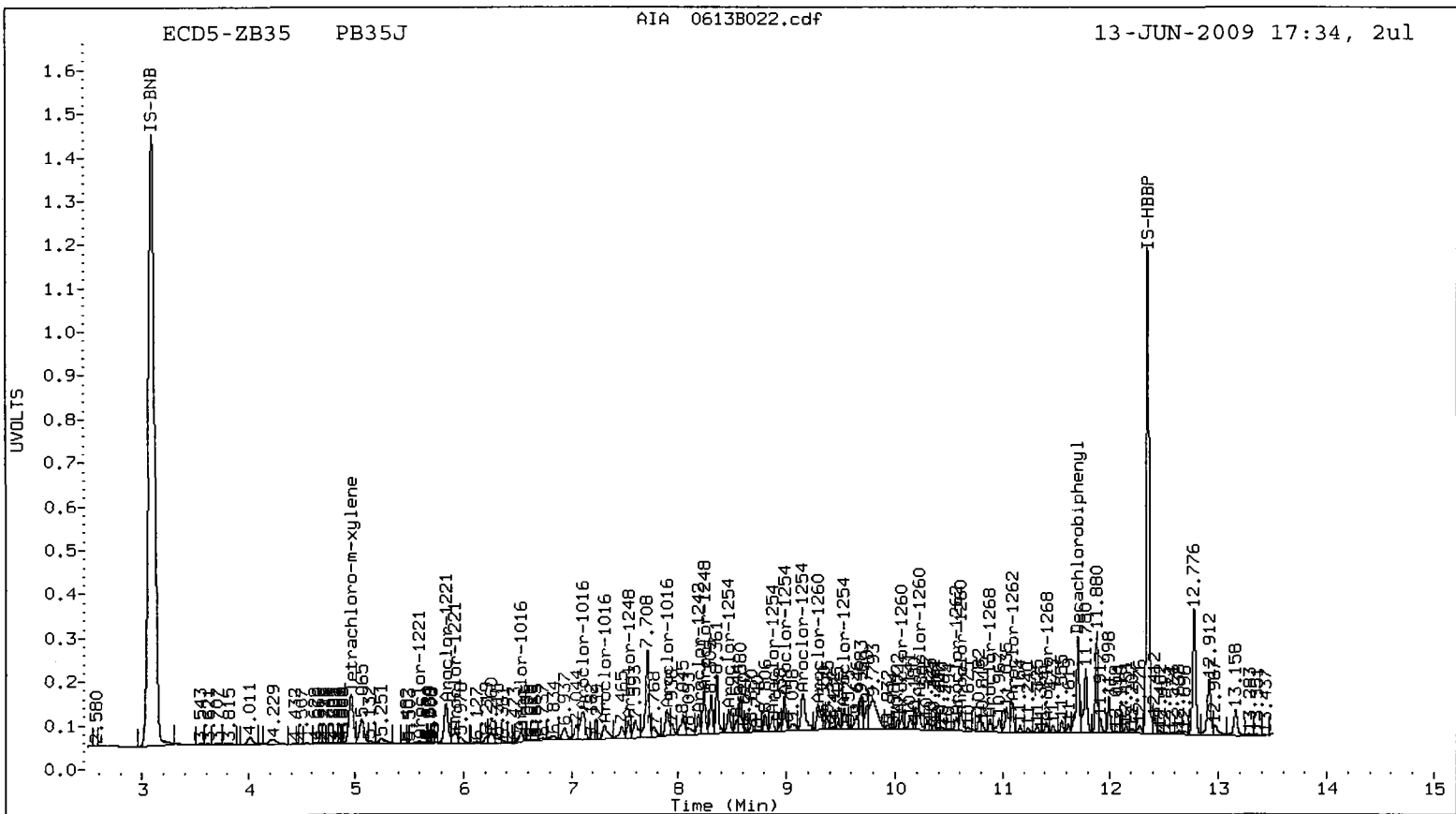
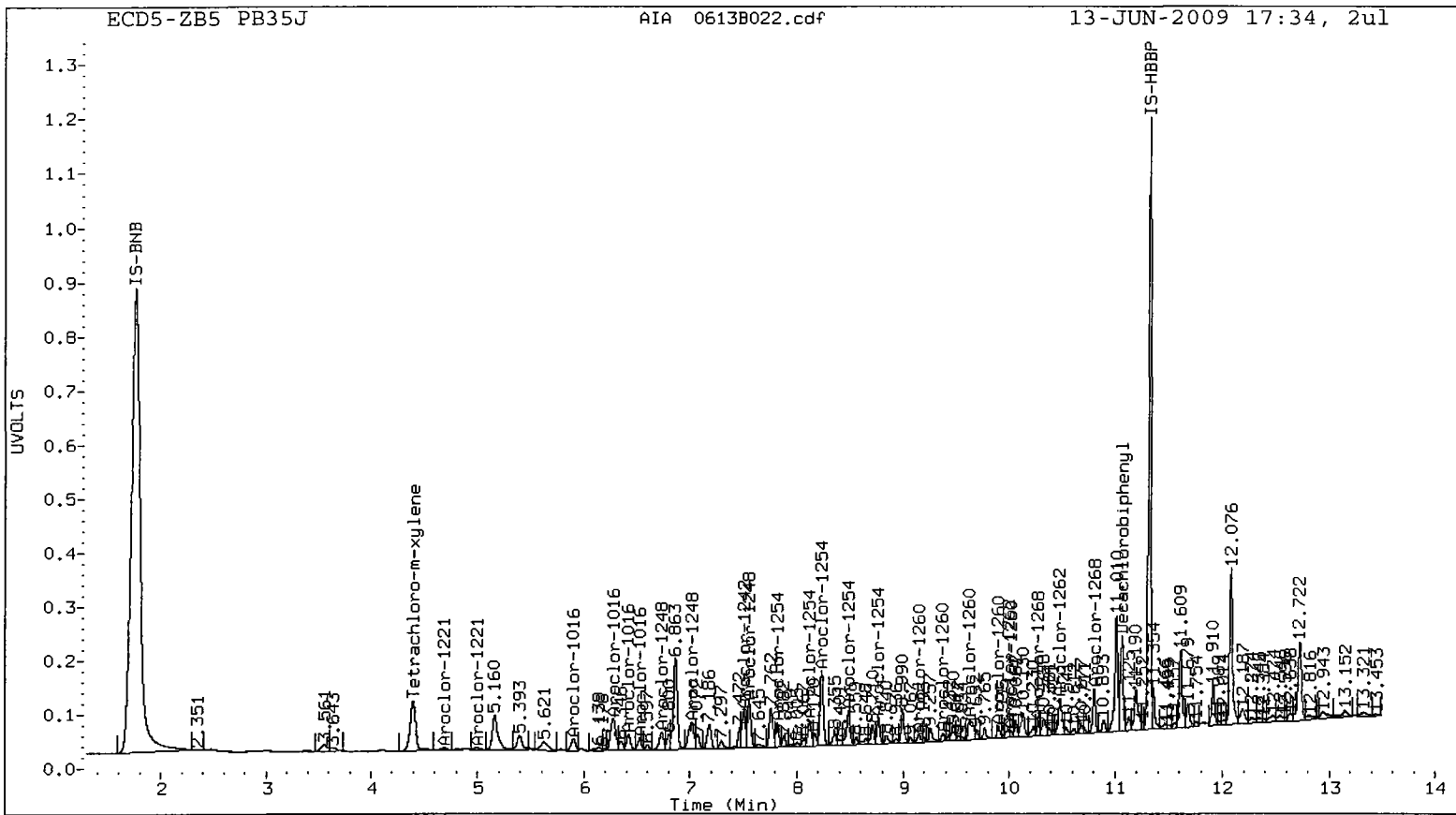
Total PCB Area Col2 (5.066 - 11.603) = 31674510

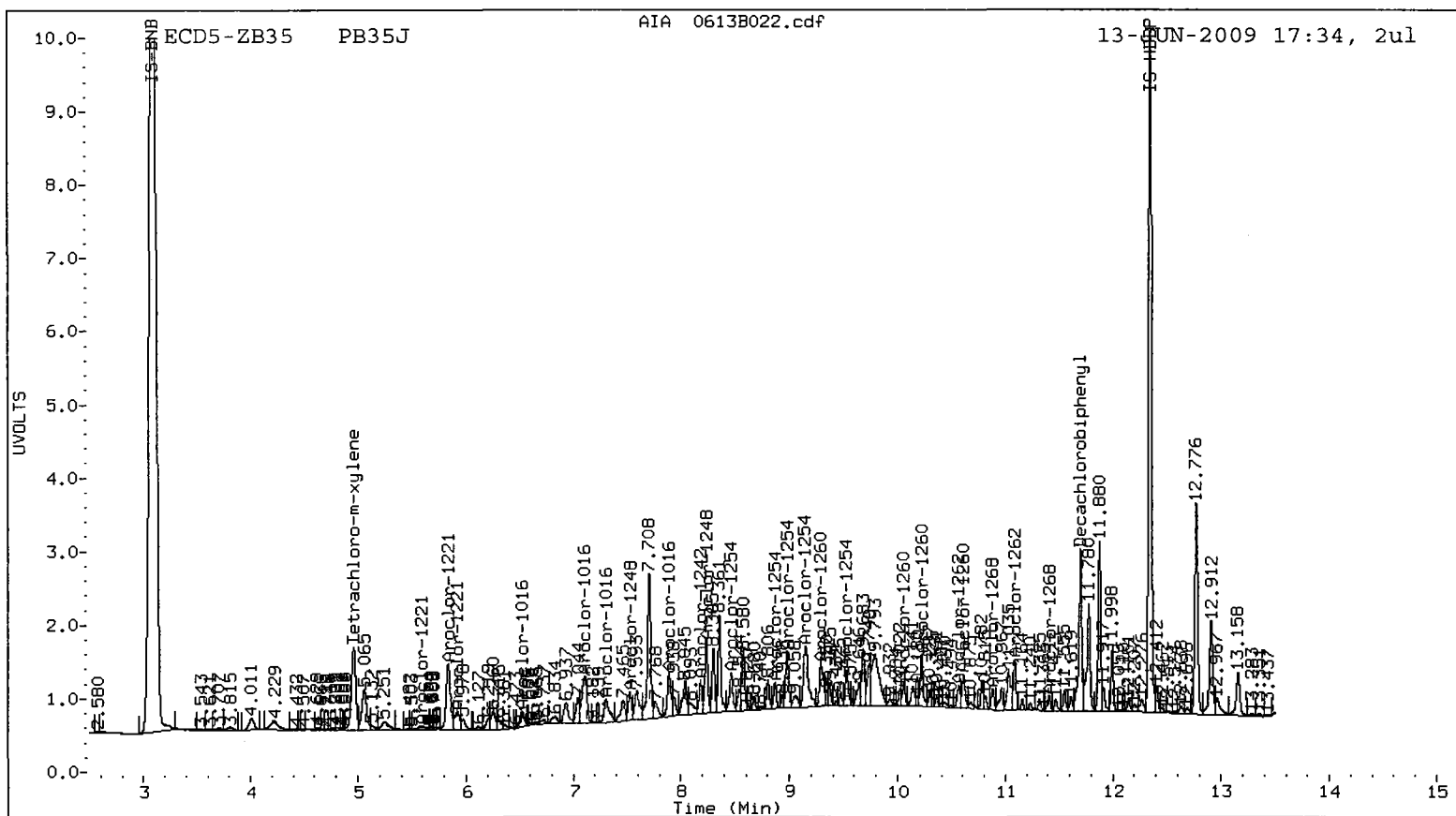
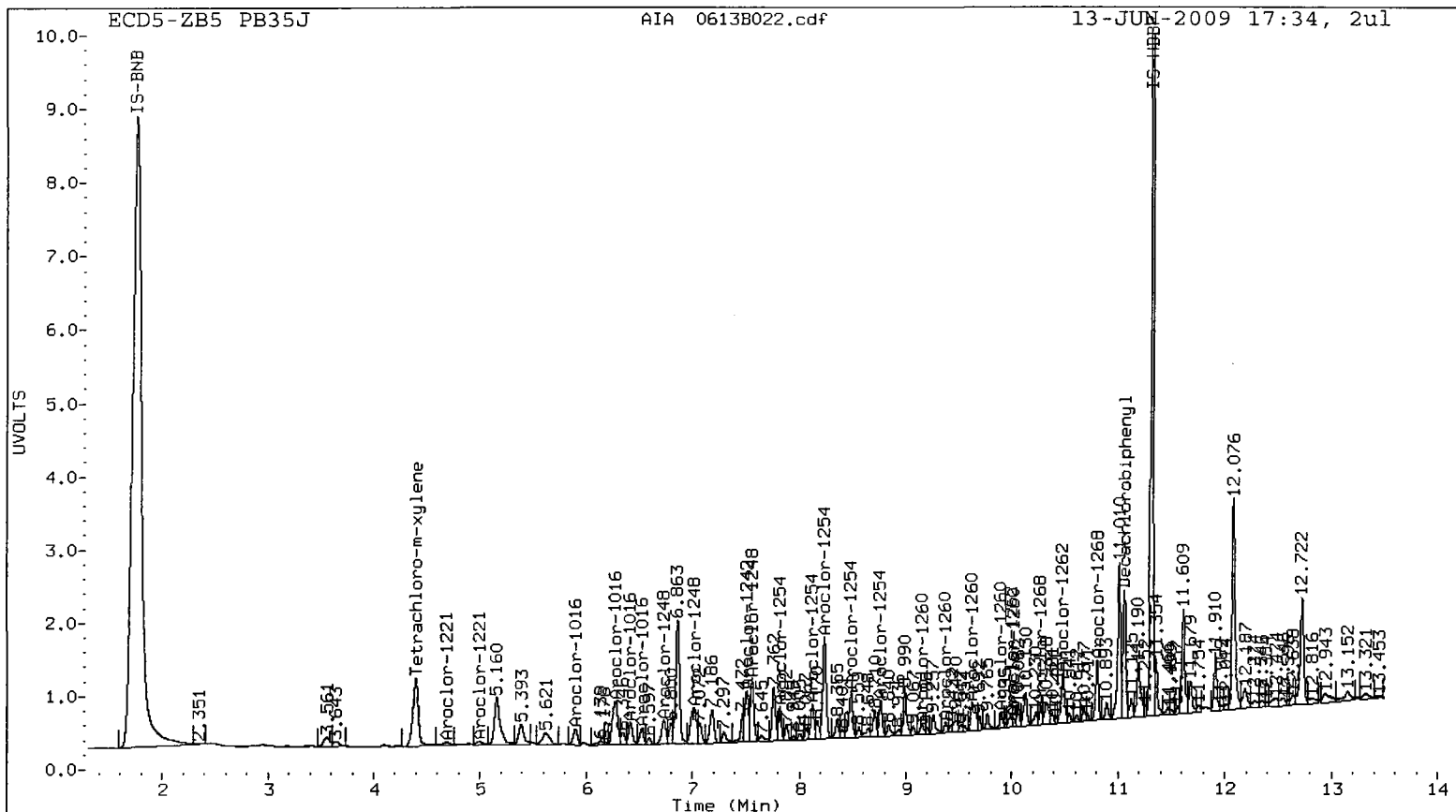
Col2 Total PCB = 0.2 ppm*

* Quantitated against AR1660 0.25ppm in Ical

PCB-Form 10 Mod.

PB35 : 00760





ORGANICS ANALYSIS DATA SHEET

PSDDA PCB by GC/ECD

Page 1 of 1

Sample ID: 3SED11-A

SAMPLE

Lab Sample ID: PB35K

LIMS ID: 09-12727

Matrix: Sediment

Data Release Authorized: 

Reported: 06/16/09

QC Report No: PB35-ENVIROMENTAL SCIENCE CORP.

Project: JELD-WEN NORD DOOR

Date Sampled: 06/03/09

Date Received: 06/03/09

Date Extracted: 06/09/09

Date Analyzed: 06/13/09 17:52

Instrument/Analyst: ECD5/JGR

GPC Cleanup: No

Sulfur Cleanup: Yes

Acid Cleanup: Yes

Florisil Cleanup: No

Sample Amount: 17.2 g-dry-wt

Final Extract Volume: 1.0 mL

Dilution Factor: 10.0

Silica Gel: Yes

Percent Moisture: 31.6%

CAS Number	Analyte	RL	Result
12674-11-2	Aroclor 1016	12	< 12 U
53469-21-9	Aroclor 1242	12	< 12 U
12672-29-6	Aroclor 1248	12	< 12 U
11097-69-1	Aroclor 1254	12	99
11096-82-5	Aroclor 1260	12	39 P
11104-28-2	Aroclor 1221	12	< 12 U
11141-16-5	Aroclor 1232	12	< 12 U

Reported in $\mu\text{g}/\text{kg}$ (ppb)

PCB Surrogate Recovery

Decachlorobiphenyl	93.0%
Tetrachlorometaxylene	67.0%

Analytical Resources Inc.
Dual Column PCB Quantitation Report

Data file 1: 20090606.B/0613-1.b/0613B023.d
Data file 2: 20090606.B/0613-2.b/0613B023.d
Method: /chem2/ecd5.i/20090606.B/PCB1.m
Compound Sublist: PCB
Instrument, Inj. Vol.: ecd5.i, 2ul
Quant Method: Internal Std

ARI ID: PB35K
Client ID:
Injection Date: 13-JUN-2009 17:52
Report Date: 06/15/2009 14:05
Matrix: SOIL
Dilution Factor: 10.000

ZB5 Col			ZB35 Col			ZB5	ZB35	RPD	Compound/Flag
RT	Shift	Response	RT	Shift	Response	on col	on col		
4.396	-0.002	941324	4.962	-0.004	922128	2.7	2.4	12.8	Tetrachloro-m-xylene
11.059	-0.001	818230	11.703	0.000	1026951	3.4	3.7	8.8	Decachlorobiphenyl

- * Indicates RPD > 40%
- M Indicates Column 1 peak was manually integrated
- N Indicates Column 2 peak was manually integrated

SURROGATE PERCENT RECOVERY

SURROGATE	Col1	Col2
Tetrachloro-m-xylene	67.0	59.0
Decachlorobiphenyl	85.1	93.0

06/15/09

INTERNAL STANDARD SUMMARY

Standard Cpnd	Column 1		
	Standard Area*	Sample Area	%D
Bromo-Nitrobenzene	30034732	26814605	-10.7
Hexabromobiphenyl	12924817	8762817	-32.2

Standard Cpnd	Column 2		
	Standard Area*	Sample Area	%D
Bromo-Nitrobenzene	33277512	30244200	-9.1
Hexabromobiphenyl	11348053	9563085	-15.7

- * Standard Areas taken from Initial Cal Level 3
Initial Calibration Date: 07-JUN-2009
- <- Indicates standard response outside Limits (-50 to +100%)

ZB5 Col

ZB35 Col

Aroclor	Peak#	RT	Shift	Area	Amount	Peak#	RT	Shift	Area	Amount
Aroclor-1016	1	---			0.0	1	6.495	-0.033	11161	0.8
Aroclor-1016	2	---			0.0	2	7.117	0.009	41174	1.4
Aroclor-1016	3	---			0.0	3	7.269	-0.036	15161	1.3
Aroclor-1016	4	---			0.0	4	7.894	0.001	305954	35.7
CollAve: <3 Quant Peaks						Col2Ave: 9.8				
Aroclor-1221	1	---			0.0	1	5.603	0.036	30681	1.7
Aroclor-1221	2	---			0.0	2	5.840	0.048	49631	4.7
Aroclor-1221	3	---			0.0	3	5.926	0.030	17709	0.5
Aroclor-1221	NS	---			----	4	7.269	-0.042	15161	2.8
CollAve: <3 Quant Peaks						Col2Ave: 2.4				
Aroclor-1232	1	---			0.0	1	5.926	0.030	17709	1.6
Aroclor-1232	2	---			0.0	2	6.495	-0.040	11161	1.1
Aroclor-1232	3	---			0.0	3	7.117	0.003	41174	2.1
Aroclor-1232	4	---			0.0	4	7.269	-0.041	15161	1.9
CollAve: <3 Quant Peaks						Col2Ave: 1.7				
Aroclor-1242	1	---			0.0	1	6.495	-0.036	11161	0.9
Aroclor-1242	2	---			0.0	2	7.117	0.007	41174	1.5
Aroclor-1242	3	---			0.0	3	7.269	-0.037	15161	1.5
Aroclor-1242	4	---			0.0	4	8.186	0.000	194006	41.5
CollAve: <3 Quant Peaks						Col2Ave: 11.4				
Aroclor-1248	1	---			0.0	1	7.117	0.010	41174	2.4
Aroclor-1248	2	6.737	-0.001	608484	60.0	2	7.530	-0.002	609467	62.8
Aroclor-1248	3	7.023	-0.001	367552	31.0	3	7.894	0.001	305954	24.2
Aroclor-1248	4	7.566	-0.001	1708822	90.1	4	8.239	0.001	723036	43.9
Total CollAve (3 peaks): 60.4					Total Col2Ave (4 peaks): 33.3 RPD = 58*					
Corrected Ave: < 3 Peaks					Corrected Ave (3 peaks): 23.5					
Aroclor-1254	1	7.820	-0.001	2661847	127.0	1	8.470	0.001	2585069	148.0
Aroclor-1254	2	8.123	-0.002	1702926	126.1	2	8.870	0.001	1649248	143.8
Aroclor-1254	3	8.228	-0.002	3403877	132.9	3	8.981	0.001	3824353	166.3
Aroclor-1254	4	8.489	-0.002	4349458	161.8	4	9.141	0.000	5266822	197.6
Aroclor-1254	5	8.764	-0.001	2501423	154.5	5	9.533	0.000	3036047	194.2
Total CollAve (5 peaks): 140.5					Total Col2Ave (5 peaks): 170.0 RPD = 19					
Corrected Ave (4 peaks): 135.1					Corrected Ave (4 peaks): 163.1 RPD = 19					
Aroclor-1260	1	9.145	-0.001	261763	27.8	1	9.288	0.001	2740551	152.5
Aroclor-1260	2	9.373	0.000	252119	28.2	2	10.062	0.008	1350479	115.9
Aroclor-1260	3	9.618	-0.001	730299	32.2	3	10.217	0.002	1330072	44.4
Aroclor-1260	4	9.896	-0.002	534191	45.4	4	10.615	0.000	711398	40.0
Aroclor-1260	5	10.020	0.000	155438	27.1	NS	---			----
Total CollAve (5 peaks): 32.1					Total Col2Ave (4 peaks): 88.2 RPD = 93*					
Corrected Ave (4 peaks): 28.8					Corrected Ave (3 peaks): 66.8 RPD = 79*					
Aroclor-1262	1	9.373	-0.001	252119	13.4	1	10.062	0.004	1350479	55.8
Aroclor-1262	2	9.618	0.000	730299	16.3	2	10.217	-0.002	1330072	23.0
Aroclor-1262	3	9.969	-0.052	108064	5.7	3	10.571	0.000	213874	8.8
Aroclor-1262	4	10.020	9.020	155438	7.7	4	10.615	-0.004	711398	20.2
Aroclor-1262	5	10.456	-0.001	128168	7.8	5	11.081	-0.002	215891	11.1
Total CollAve (5 peaks): 10.2					Total Col2Ave (5 peaks): 23.8 RPD = 80*					
Corrected Ave (4 peaks): 8.6					Corrected Ave (4 peaks): 15.8 RPD = 58*					
Aroclor-1268	1	9.969	-0.052	108064	2.9	1	10.571	0.000	213874	4.8
Aroclor-1268	2	10.020	9.020	155438	4.4	2	10.615	-0.003	711398	17.5
Aroclor-1268	3	10.293	0.061	57506	2.1	3	10.883	-0.005	38595	1.2
Aroclor-1268	4	10.801	-0.002	637548	8.0	4	11.412	-0.004	88016	1.0
Total CollAve (4 peaks): 4.3					Total Col2Ave (4 peaks): 6.1 RPD = 34					
Corrected Ave (3 peaks): 3.1					Corrected Ave (3 peaks): 2.3 RPD = 30					

J-flay
@
so

Total PCB Area Coll (4.498 - 10.960) = 37609376 Coll Total PCB = 0.2 ppm*

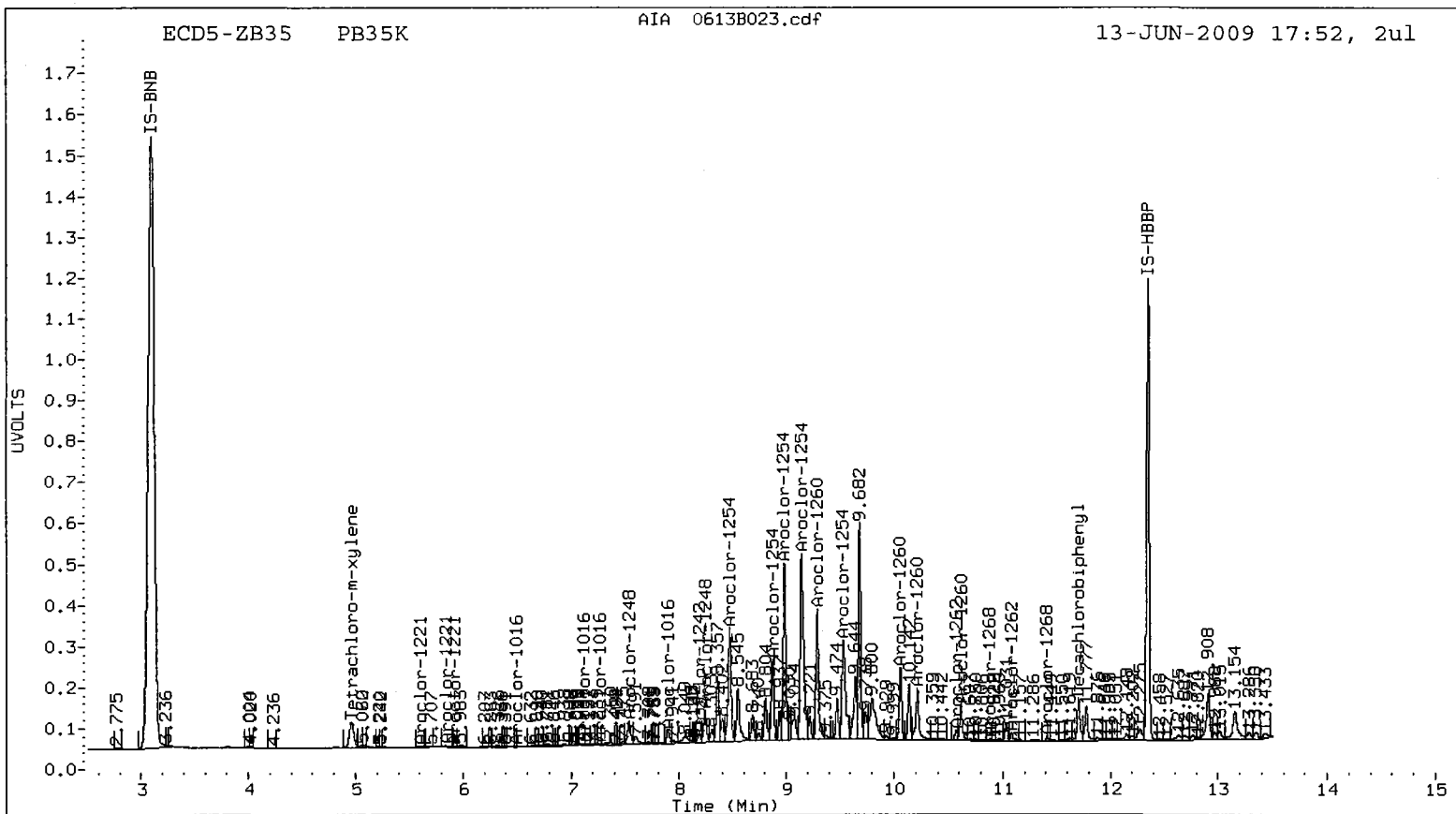
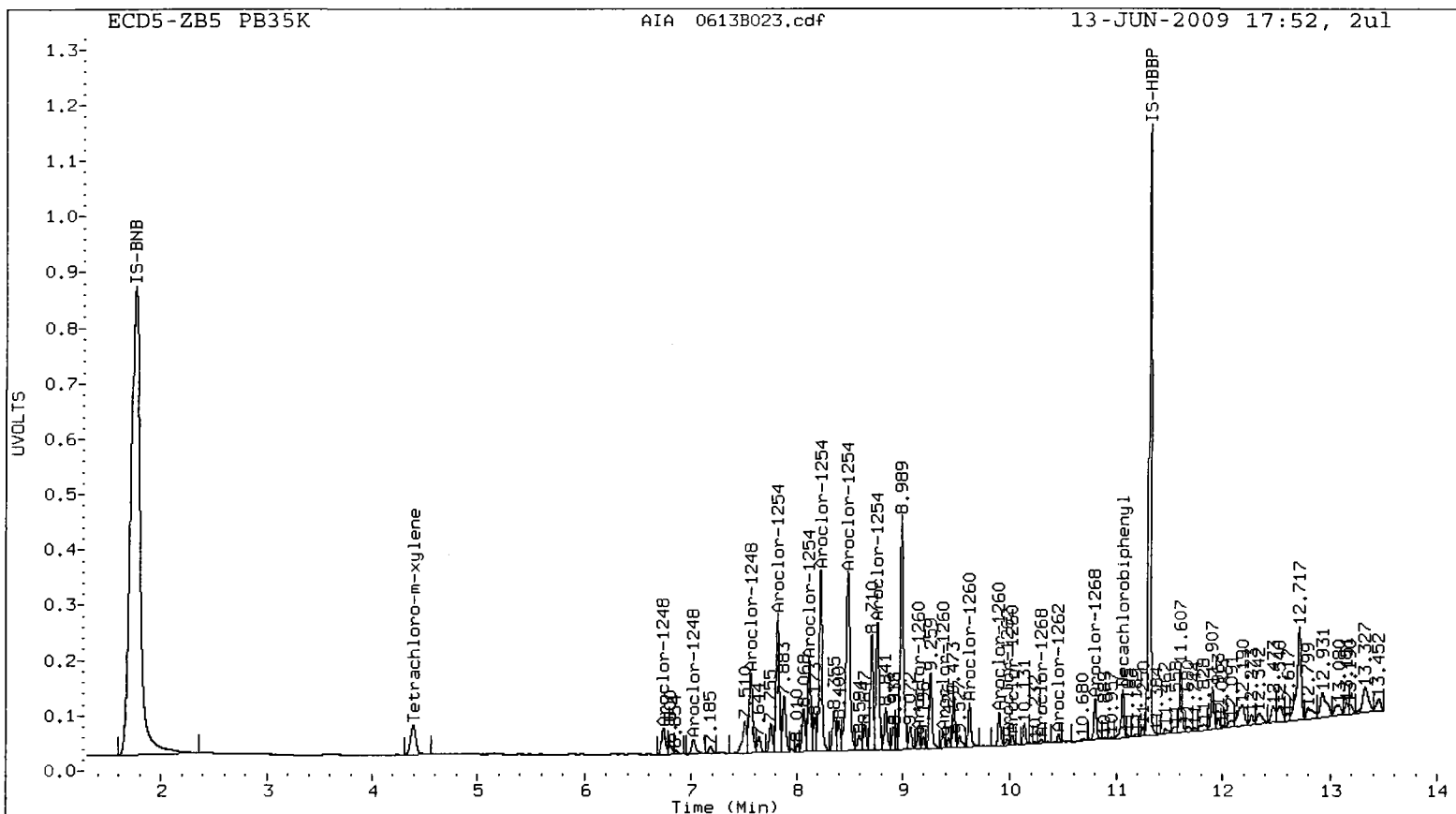
Total PCB Area Col2 (5.066 - 11.603) = 44873141

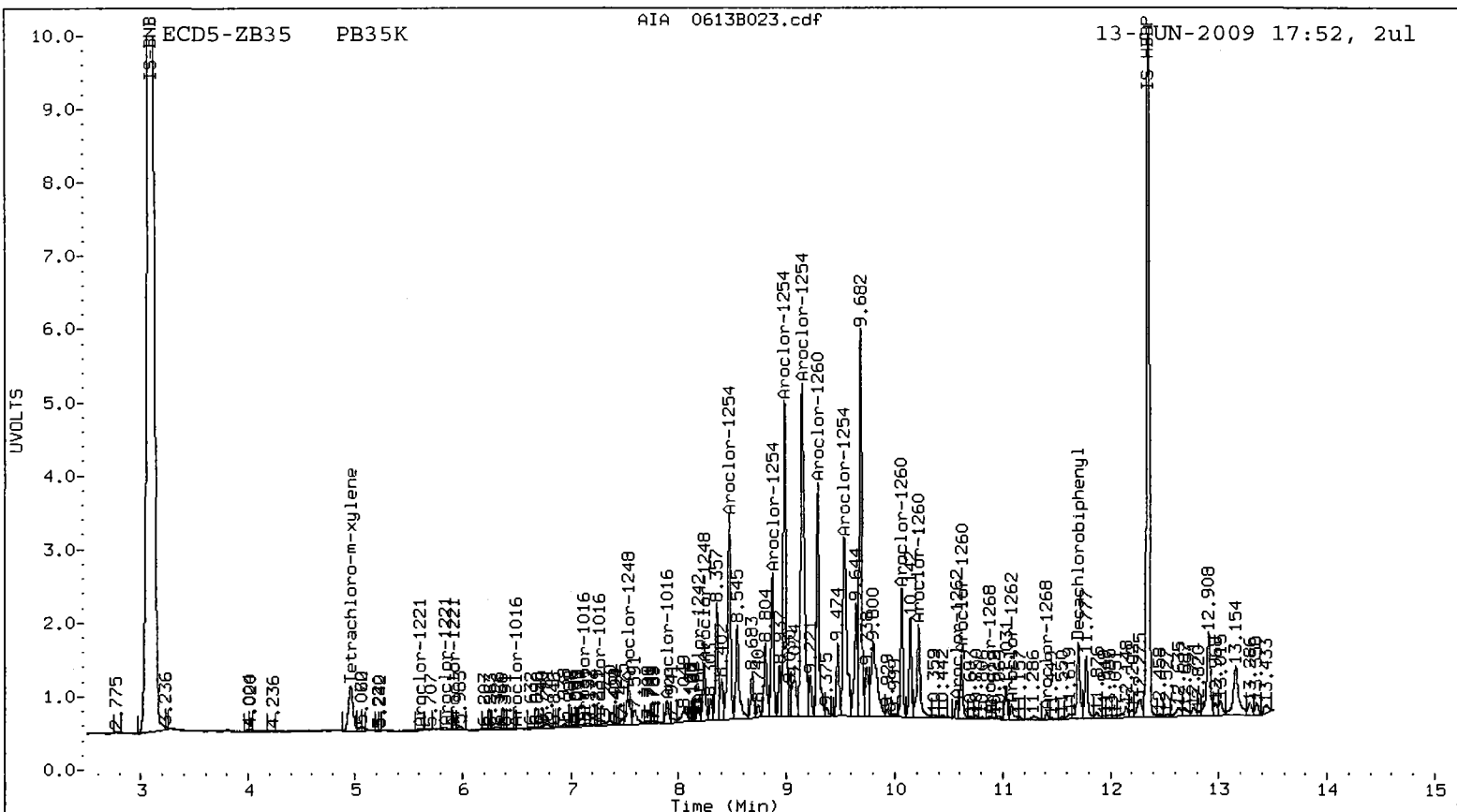
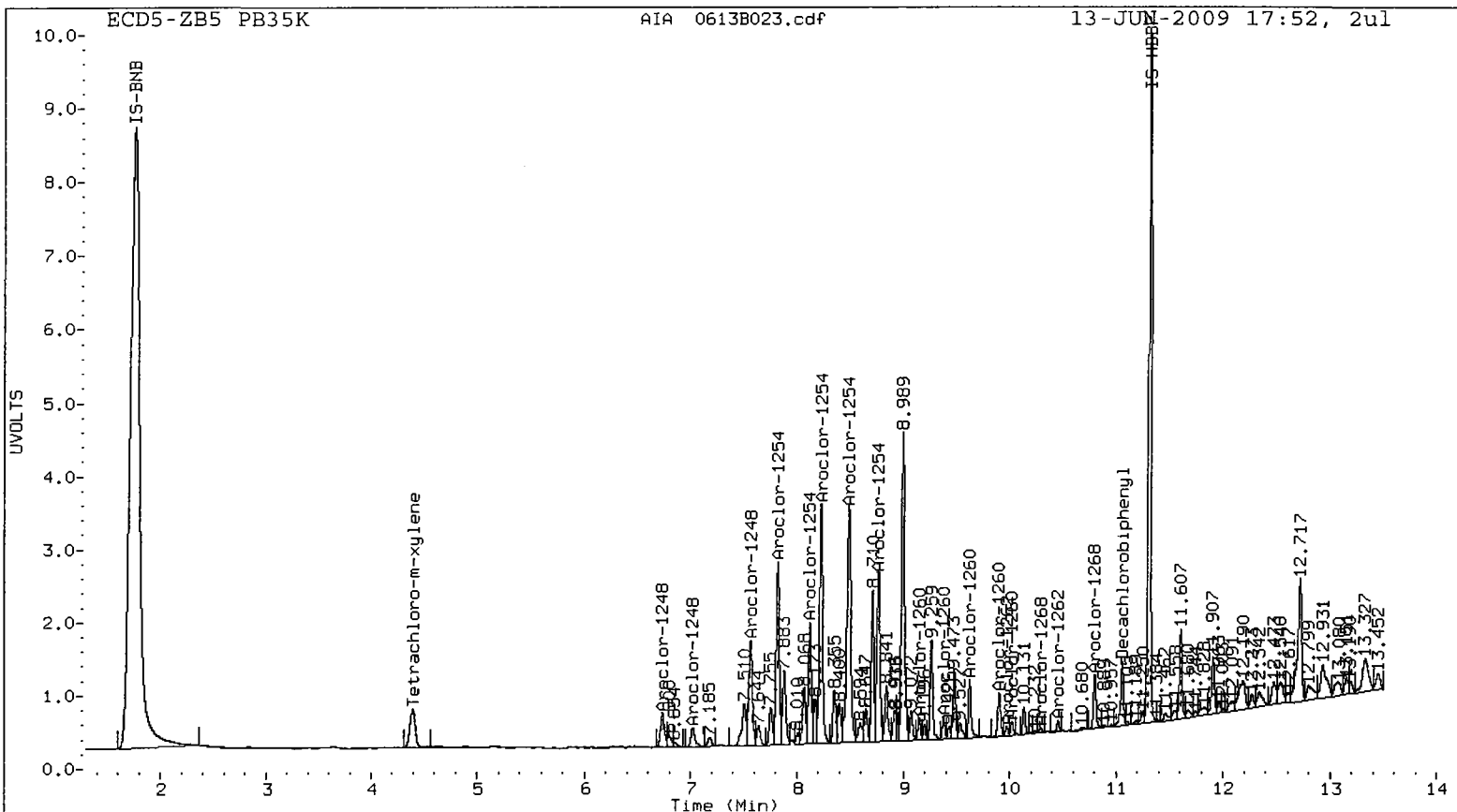
Col2 Total PCB = 0.2 ppm*

* Quantitated against AR1660 0.25ppm in Ical

PCB-Form 10 Mod.

PB35 : 00766





ORGANICS ANALYSIS DATA SHEET
PSDDA PCB by GC/ECD
 Page 1 of 1

Sample ID: 3SED11-B
SAMPLE

Lab Sample ID: PB35M
 LIMS ID: 09-12729
 Matrix: Sediment
 Data Release Authorized: *[Signature]*
 Reported: 06/16/09

QC Report No: PB35-ENVIROMENTAL SCIENCE CORP.
 Project: JELD-WEN NORD DOOR

Date Sampled: 06/03/09
 Date Received: 06/03/09

Date Extracted: 06/09/09
 Date Analyzed: 06/13/09 18:09
 Instrument/Analyst: ECD5/JGR
 GPC Cleanup: No
 Sulfur Cleanup: Yes
 Acid Cleanup: Yes
 Florisil Cleanup: No

Sample Amount: 7.95 g-dry-wt
 Final Extract Volume: 1.0 mL
 Dilution Factor: 10.0
 Silica Gel: Yes
 Percent Moisture: 36.6%

CAS Number	Analyte	RL	Result
12674-11-2	Aroclor 1016	25	< 25 U
53469-21-9	Aroclor 1242	25	< 25 U
12672-29-6	Aroclor 1248	25	< 25 U
11097-69-1	Aroclor 1254	25	92
11096-82-5	Aroclor 1260	25	< 25 U
11104-28-2	Aroclor 1221	25	< 25 U
11141-16-5	Aroclor 1232	25	< 25 U

Reported in $\mu\text{g}/\text{kg}$ (ppb)

PCB Surrogate Recovery

Decachlorobiphenyl	92.2%
Tetrachlorometaxylene	63.8%

Analytical Resources Inc.
Dual Column PCB Quantitation Report

Data file 1: 20090606.B/0613-1.b/0613B024.d
Data file 2: 20090606.B/0613-2.b/0613B024.d
Method: /chem2/ecd5.i/20090606.B/PCB1.m
Compound Sublist: PCB
Instrument, Inj. Vol.: ecd5.i, 2ul
Quant Method: Internal Std

ARI ID: PB35M
Client ID:
Injection Date: 13-JUN-2009 18:09
Report Date: 06/15/2009 14:05
Matrix: SOIL
Dilution Factor: 10.000

ZB5 Col			ZB35 Col			ZB5	ZB35	RPD	Compound/Flag
RT	Shift	Response	RT	Shift	Response	on col	on col		
4.395	-0.004	877812	4.966	0.000	1025032	2.5	2.6	3.7	Tetrachloro-m-xylene
11.059	-0.001	785441	11.704	0.000	1030668	3.2	3.7	13.4	Decachlorobiphenyl

- * Indicates RPD > 40%
- M Indicates Column 1 peak was manually integrated
- N Indicates Column 2 peak was manually integrated

SURROGATE PERCENT RECOVERY

SURROGATE	Col1	Col2
Tetrachloro-m-xylene	61.5	63.8
Decachlorobiphenyl	80.6	92.2

JK 06/15/09

INTERNAL STANDARD SUMMARY

Standard Cpnd	Column 1		%D
	Standard Area*	Sample Area	
Bromo-Nitrobenzene	30034732	27264827	-9.2
Hexabromobiphenyl	12924817	8887725	-31.2

Standard Cpnd	Column 2		%D
	Standard Area*	Sample Area	
Bromo-Nitrobenzene	33277512	31070375	-6.6
Hexabromobiphenyl	11348053	9684131	-14.7

✓

- * Standard Areas taken from Initial Cal Level 3
Initial Calibration Date: 07-JUN-2009
- <- Indicates standard response outside Limits (-50 to +100%)

ZB5 Col

ZB35 Col

Aroclor	Peak#	RT	Shift	Area	Amount	Peak#	RT	Shift	Area	Amount	
Aroclor-1016	1	---			0.0	1	6.525	-0.003	20470	1.4	
Aroclor-1016	2	---			0.0	2	7.080	-0.028	20660	0.7	
Aroclor-1016	3	---			0.0	3	7.340	0.035	135004	11.7	
Aroclor-1016	4	---			0.0	4	7.893	0.001	179314	20.4	
CollAve: <3 Quant Peaks						Col2Ave: 8.5					
Aroclor-1221	1	---			0.0	1	5.599	0.033	66508	3.7	
Aroclor-1221	2	---			0.0	2	5.840	0.049	131777	12.2	
Aroclor-1221	3	---			0.0	3	5.937	0.041	66460	1.9	
Aroclor-1221	NS	---			----	4	7.340	0.029	135004	24.0	
CollAve: <3 Quant Peaks						Col2Ave: 10.4					
Aroclor-1232	1	---			0.0	1	5.937	0.041	66460	5.7	
Aroclor-1232	2	---			0.0	2	6.525	-0.010	20470	1.9	
Aroclor-1232	3	---			0.0	3	7.080	-0.034	20660	1.0	
Aroclor-1232	4	---			0.0	4	7.340	0.030	135004	16.8	
CollAve: <3 Quant Peaks						Col2Ave: 6.4					
Aroclor-1242	1	---			0.0	1	6.525	-0.006	20470	1.5	
Aroclor-1242	2	---			0.0	2	7.080	-0.030	20660	0.7	
Aroclor-1242	3	---			0.0	3	7.340	0.034	135004	12.8	
Aroclor-1242	4	---			0.0	4	8.185	0.000	106808	22.3	
CollAve: <3 Quant Peaks						Col2Ave: 9.3					
Aroclor-1248	1	---			0.0	1	7.080	-0.026	20660	1.2	
Aroclor-1248	2	6.738	-0.001	259303	25.1	2	7.531	-0.001	356231	35.7	
Aroclor-1248	3	7.021	-0.003	183566	15.2	3	7.893	0.001	179314	13.8	
Aroclor-1248	4	7.566	-0.001	955954	49.5	4	8.240	0.001	393971	23.3	
Total CollAve (3 peaks):				30.0	Total Col2Ave (4 peaks):				18.5	RPD = 47*	
Corrected Ave: < 3 Peaks					Corrected Ave (3 peaks):				12.8		
Aroclor-1254	1	7.821	-0.001	1421260	66.7	1	8.470	0.001	1297228	72.3	
Aroclor-1254	2	8.124	-0.001	915434	66.7	2	8.871	0.001	800148	67.9	
Aroclor-1254	3	8.229	-0.002	1796392	69.0	3	8.981	0.001	1668860	70.6	
Aroclor-1254	4	8.489	-0.002	2169207	79.4	4	9.142	0.001	2304708	84.2	
Aroclor-1254	5	8.764	0.000	1172799	71.3	5	9.533	0.000	1159399	72.2	
Total CollAve (5 peaks):				70.6	Total Col2Ave (5 peaks):				73.4	RPD = 4	
Corrected Ave (4 peaks):				68.4	Corrected Ave (4 peaks):				70.8	RPD = 3	
Aroclor-1260	1	9.146	0.000	136318	14.3	1	9.288	0.000	1239730	68.1	
Aroclor-1260	2	9.372	-0.001	86186	9.5	2	10.061	0.007	476035	40.4	
Aroclor-1260	3	9.618	-0.001	339784	14.8	3	10.216	0.002	460295	15.2	
Aroclor-1260	4	9.897	-0.001	224933	18.8	4	10.615	0.000	253974	14.1	
Aroclor-1260	5	10.018	-0.002	169493	29.1	NS	---			----	
Total CollAve (5 peaks):				17.3	Total Col2Ave (4 peaks):				34.4	RPD = 66*	
Corrected Ave (4 peaks):				14.4	Corrected Ave (3 peaks):				23.2	RPD = 47*	
Aroclor-1262	1	9.372	-0.002	86186	4.5	1	10.061	0.003	476035	19.4	
Aroclor-1262	2	9.618	-0.001	339784	7.5	2	10.216	-0.002	460295	7.9	
Aroclor-1262	3	9.969	-0.052	134319	6.9	3	10.568	-0.003	115032	4.7	
Aroclor-1262	4	10.018	9.018	169493	8.3	4	10.615	-0.004	253974	7.1	
Aroclor-1262	5	10.453	-0.004	145199	8.8	5	11.079	-0.004	81247	4.1	
Total CollAve (5 peaks):				7.2	Total Col2Ave (5 peaks):				8.6	RPD = 18	
Corrected Ave (4 peaks):				6.8	Corrected Ave (4 peaks):				5.9	RPD = 14	
Aroclor-1268	1	9.969	-0.052	134319	3.6	1	10.568	-0.003	115032	2.6	
Aroclor-1268	2	10.018	9.018	169493	4.8	2	10.615	-0.004	253974	6.2	
Aroclor-1268	3	10.295	0.063	83027	2.9	3	10.875	-0.013	26571	0.8	
Aroclor-1268	4	10.801	-0.002	629995	7.8	4	11.420	0.004	101620	1.1	
Total CollAve (4 peaks):				4.8	Total Col2Ave (4 peaks):				2.7	RPD = 57*	
Corrected Ave (3 peaks):				3.8	Corrected Ave (3 peaks):				1.5	RPD = 86*	

Total PCB Area Coll (4.498 - 10.960) = 19386566

Coll Total PCB = 0.1 ppm*

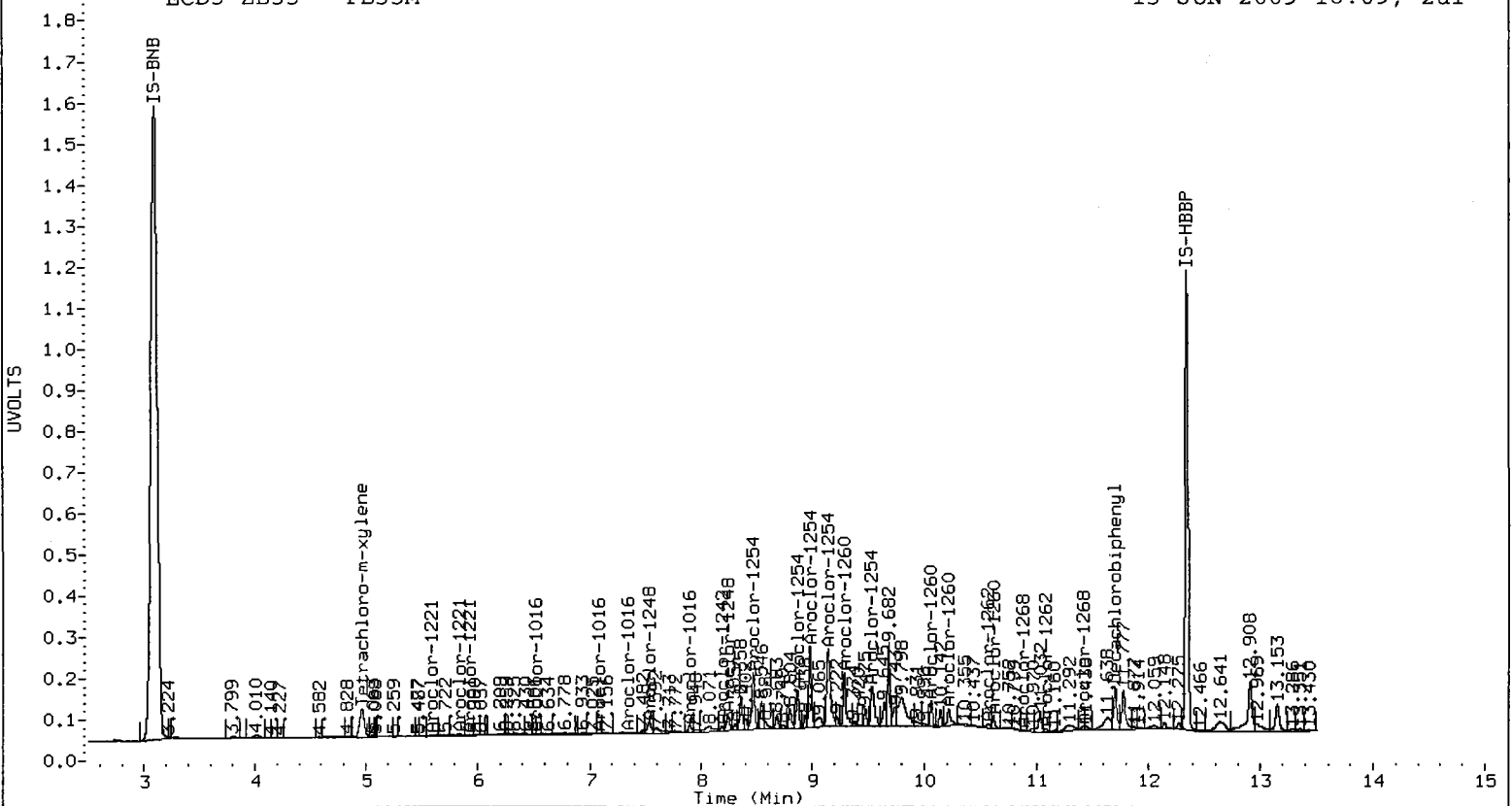
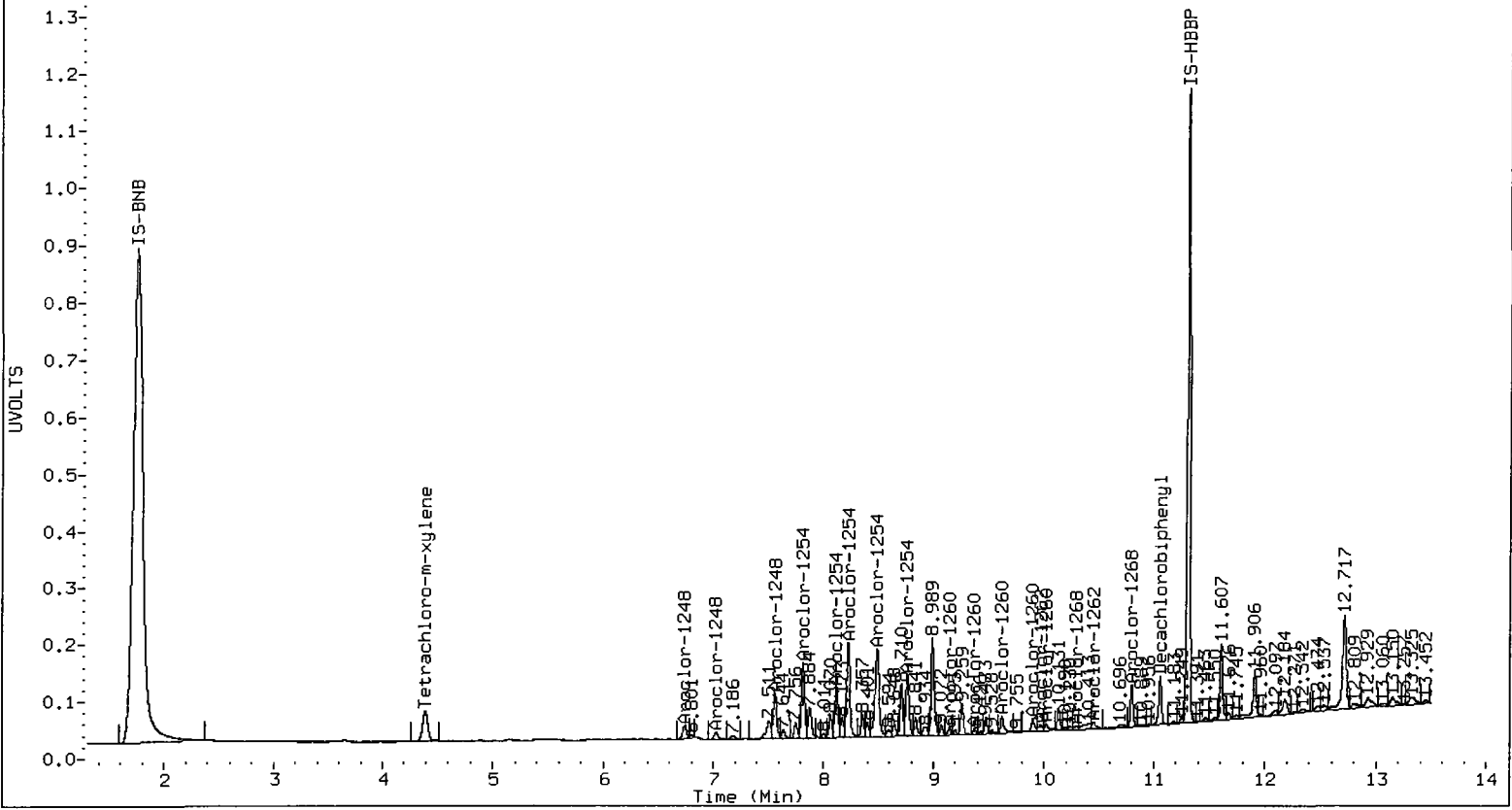
Total PCB Area Col2 (5.066 - 11.603) = 23424869

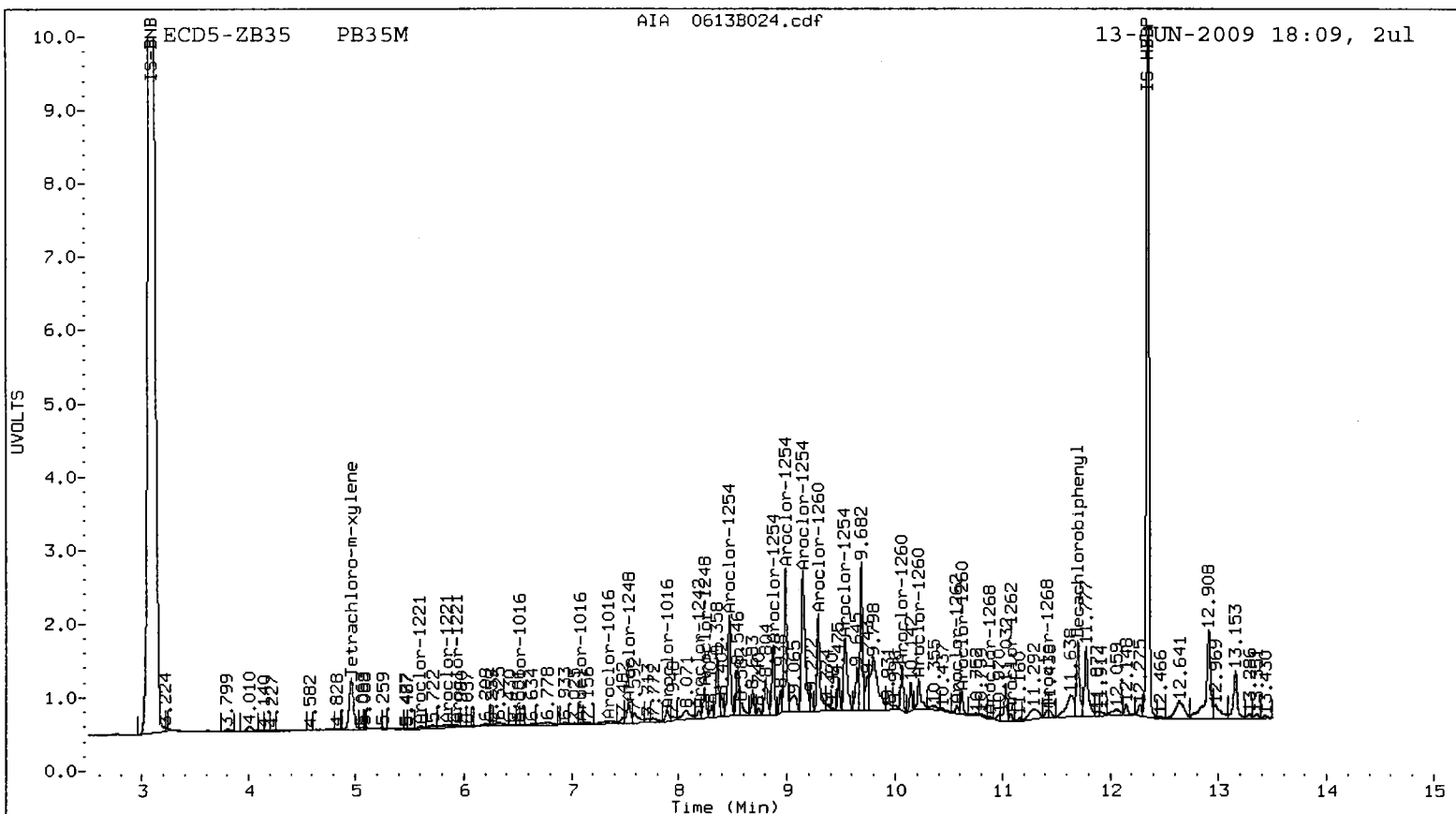
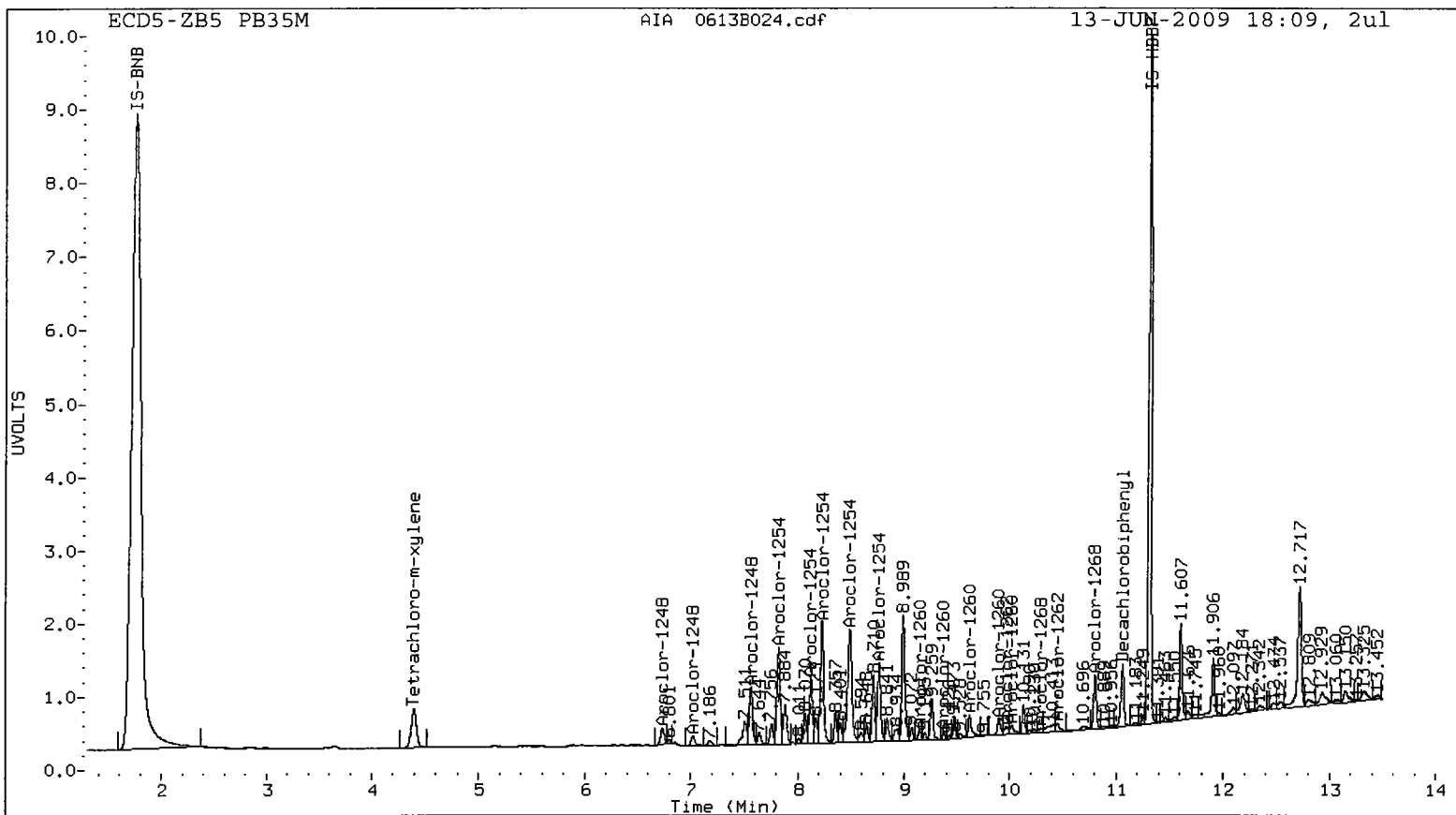
Col2 Total PCB = 0.1 ppm*

* Quantitated against AR1660 0.25ppm in Ical

PCB-Form 10 Mod.

PB35 : 00772





ORGANICS ANALYSIS DATA SHEET

PSDDA PCB by GC/ECD

Page 1 of 1


Sample ID: 3SED12-A

SAMPLE

Lab Sample ID: PB350

LIMS ID: 09-12731

Matrix: Sediment

Data Release Authorized: 

Reported: 06/16/09

QC Report No: PB35-ENVIRONMENTAL SCIENCE CORP.

Project: JELD-WEN NORD DOOR

Date Sampled: 06/03/09

Date Received: 06/03/09

Date Extracted: 06/09/09

Date Analyzed: 06/13/09 18:26

Instrument/Analyst: ECD5/JGR

GPC Cleanup: No

Sulfur Cleanup: Yes

Acid Cleanup: Yes

Florisil Cleanup: No

Sample Amount: 16.8 g-dry-wt

Final Extract Volume: 1.0 mL

Dilution Factor: 50.0

Silica Gel: Yes

Percent Moisture: 34.0%

CAS Number	Analyte	RL	Result
12674-11-2	Aroclor 1016	60	< 60 U
53469-21-9	Aroclor 1242	60	< 60 U
12672-29-6	Aroclor 1248	60	< 60 U
11097-69-1	Aroclor 1254	60	990
11096-82-5	Aroclor 1260	60	390 P
11104-28-2	Aroclor 1221	60	< 60 U
11141-16-5	Aroclor 1232	60	< 60 U

Reported in $\mu\text{g}/\text{kg}$ (ppb)

PCB Surrogate Recovery

Decachlorobiphenyl	D
Tetrachlorometaxylene	D

Analytical Resources Inc.
Dual Column PCB Quantitation Report

Data file 1: 20090606.B/0613-1.b/0613B025.d
Data file 2: 20090606.B/0613-2.b/0613B025.d
Method: /chem2/ecd5.i/20090606.B/PCB1.m
Compound Sublist: PCB
Instrument, Inj. Vol.: ecd5.i, 2ul
Quant Method: Internal Std

ARI ID: PB350
Client ID:
Injection Date: 13-JUN-2009 18:26
Report Date: 06/15/2009 14:05
Matrix: SOIL
Dilution Factor: 50.000

RT	ZB5 Col Shift Response	ZB35 Col Shift Response	RT	ZB35 Col Shift Response	ZB5 on col	ZB35 on col	RPD	Compound/Flag	
4.395	-0.003	200372	4.964	-0.002	287860	0.5	0.7	24.4	Tetrachloro-m-xylene
11.058	-0.002	257863	11.703	0.000	384654	0.9	1.2	27.5	Decachlorobiphenyl

- * Indicates RPD > 40%
- M Indicates Column 1 peak was manually integrated
- N Indicates Column 2 peak was manually integrated

SURROGATE PERCENT RECOVERY

SURROGATE	Col1	Col2
Tetrachloro-m-xylene	64.8	82.8
Decachlorobiphenyl	114.8	151.4

D

D

06/15/09

INTERNAL STANDARD SUMMARY

Standard Cpnd	Column 1		%D
	Standard Area*	Sample Area	
Bromo-Nitrobenzene	30034732	29537487	-1.7
Hexabromobiphenyl	12924817	10243108	-20.7

Standard Cpnd	Column 2		%D
	Standard Area*	Sample Area	
Bromo-Nitrobenzene	33277512	33612344	1.0
Hexabromobiphenyl	11348053	11003049	-3.0

- * Standard Areas taken from Initial Cal Level 3
Initial Calibration Date: 07-JUN-2009
- <- Indicates standard response outside Limits (-50 to +100%)

ZB5 Col ZB35 Col

Aroclor	Peak#	RT	Shift	Area	Amount	Peak#	RT	Shift	Area	Amount
Aroclor-1016	1	---			0.0	1	6.536	0.008	30511	2.0
Aroclor-1016	2	---			0.0	2	7.095	-0.013	172041	5.4
Aroclor-1016	3	---			0.0	3	7.364	0.059	244833	19.6
Aroclor-1016	4	---			0.0	4	7.893	0.000	727864	76.4
CollAve: <3 Quant Peaks						Col2Ave: 25.8				
Aroclor-1221	1	---			0.0	1	5.616	0.050	37638	1.9
Aroclor-1221	2	---			0.0	2	5.843	0.051	908902	78.0
Aroclor-1221	3	---			0.0	3	5.908	0.012	21145	0.5
Aroclor-1221	NS	---			----	4	7.364	0.053	244833	40.2
CollAve: <3 Quant Peaks						Col2Ave: 30.2				
Aroclor-1232	1	---			0.0	1	5.908	0.013	21145	1.7
Aroclor-1232	2	---			0.0	2	6.536	0.001	30511	2.7
Aroclor-1232	3	---			0.0	3	7.095	-0.019	172041	7.8
Aroclor-1232	4	---			0.0	4	7.364	0.054	244833	28.1
CollAve: <3 Quant Peaks						Col2Ave: 10.1				
Aroclor-1242	1	---			0.0	1	6.536	0.005	30511	2.1
Aroclor-1242	2	---			0.0	2	7.095	-0.015	172041	5.8
Aroclor-1242	3	---			0.0	3	7.364	0.058	244833	21.5
Aroclor-1242	4	---			0.0	4	8.186	0.001	396711	76.4
CollAve: <3 Quant Peaks						Col2Ave: 26.4				
Aroclor-1248	1	---			0.0	1	7.095	-0.011	172041	9.2
Aroclor-1248	2	6.734	-0.004	1278647	114.4	2	7.531	-0.001	1452481	134.7
Aroclor-1248	3	7.023	-0.001	871927	66.8	3	7.893	0.000	727864	51.7
Aroclor-1248	4	7.565	-0.002	3987923	190.8	4	8.239	0.000	1714479	93.8
Total CollAve (3 peaks): 124.0						Total Col2Ave (4 peaks): 72.3 RPD = 53*				
Corrected Ave: (< 3 Peaks)						Corrected Ave (3 peaks): 51.5				
Aroclor-1254	1	7.819	-0.002	6233994	270.1	1	8.469	0.000	5646460	290.9
Aroclor-1254	2	8.123	-0.002	4139841	278.3	2	8.870	0.000	3700535	290.3
Aroclor-1254	3	8.229	-0.002	8247749	292.4	3	8.981	0.001	8910392	348.7
Aroclor-1254	4	8.489	-0.002	9717231	328.2	4	9.141	0.001	11250639	379.8
Aroclor-1254	5	8.763	-0.001	5431632	304.6	5	9.532	0.000	6215997	357.7
Total CollAve (5 peaks): 294.7						Total Col2Ave (5 peaks): 333.5 RPD = 12				
Corrected Ave (4 peaks): 286.3						Corrected Ave (4 peaks): 321.9 RPD = 12				
Aroclor-1260	1	9.145	-0.001	770508	70.1	1	9.287	0.000	5700498	275.8
Aroclor-1260	2	9.372	-0.001	692258	66.3	2	10.062	0.007	2770240	206.7
Aroclor-1260	3	9.618	-0.001	1971211	74.3	3	10.216	0.002	3100402	90.0
Aroclor-1260	4	9.897	-0.001	1293494	94.0	4	10.615	0.000	1899689	92.9
Aroclor-1260	5	10.019	-0.001	586584	87.4	NS	---			----
Total CollAve (5 peaks): 78.4						Total Col2Ave (4 peaks): 166.3 RPD = 72*				
Corrected Ave (4 peaks): 74.5						Corrected Ave (3 peaks): 129.9 RPD = 54*				
Aroclor-1262	1	9.372	-0.001	692258	31.4	1	10.062	0.003	2770240	99.5
Aroclor-1262	2	9.618	-0.001	1971211	37.8	2	10.216	-0.002	3100402	46.5
Aroclor-1262	3	10.019	-0.003	586584	26.3	3	10.571	-0.001	670533	24.1
Aroclor-1262	4	---			0.0	4	10.615	-0.004	1899689	46.8
Aroclor-1262	5	10.455	-0.002	523810	27.4	5	11.080	-0.004	688396	30.7
Total CollAve (4 peaks): 30.7						Total Col2Ave (5 peaks): 49.5 RPD = 47*				
Corrected Ave (3 peaks): 28.4						Corrected Ave (4 peaks): 37.0 RPD = 26				
Aroclor-1268	1	10.019	-0.003	586584	13.6	1	10.571	-0.001	670533	13.1
Aroclor-1268	2	---			0.0	2	10.615	-0.004	1899689	40.5
Aroclor-1268	3	10.230	-0.002	34660	1.1	3	10.883	-0.005	50508	1.4
Aroclor-1268	4	10.795	-0.007	441369	4.7	4	11.412	-0.004	252524	2.4
Total CollAve (3 peaks): 6.4						Total Col2Ave (4 peaks): 14.4 RPD = 76*				
Corrected Ave: < 3 Peaks						Corrected Ave (3 peaks): 5.6				

J. J. Jay
80

Total PCB Area Coll (4.498 - 10.960) = 86425300

Coll Total PCB = 0.4 ppm*

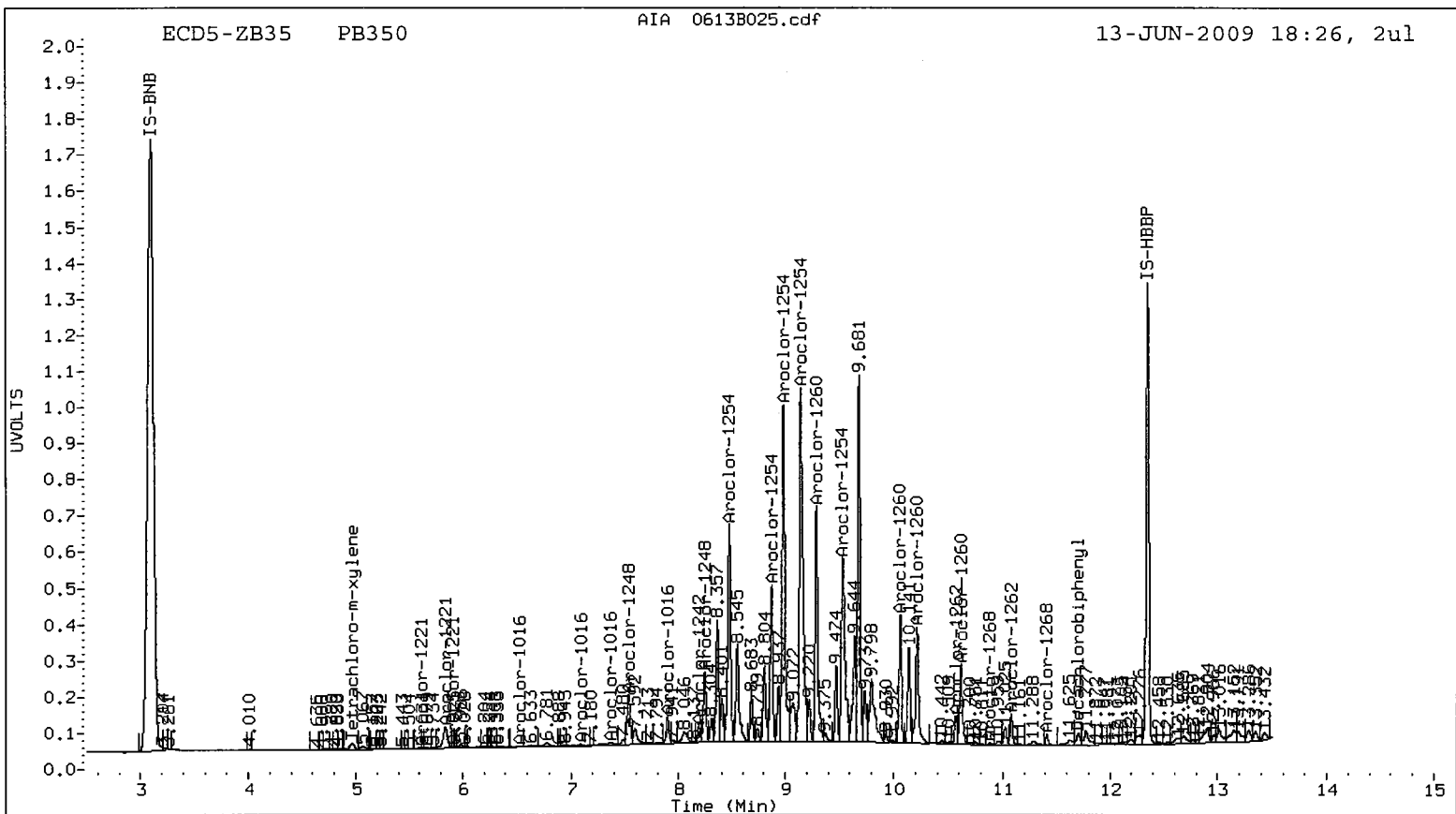
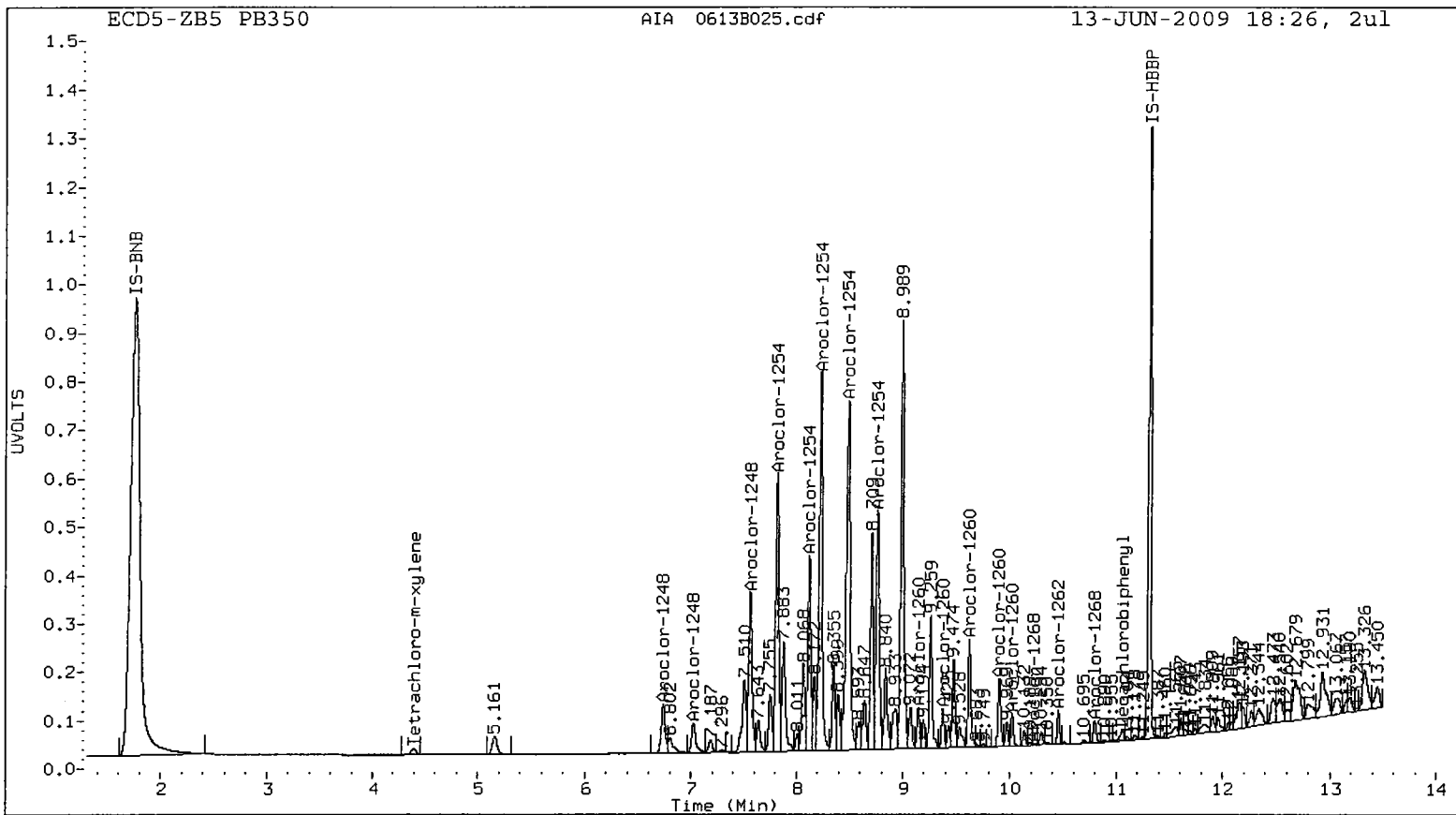
Total PCB Area Col2 (5.066 - 11.603) = 93695093

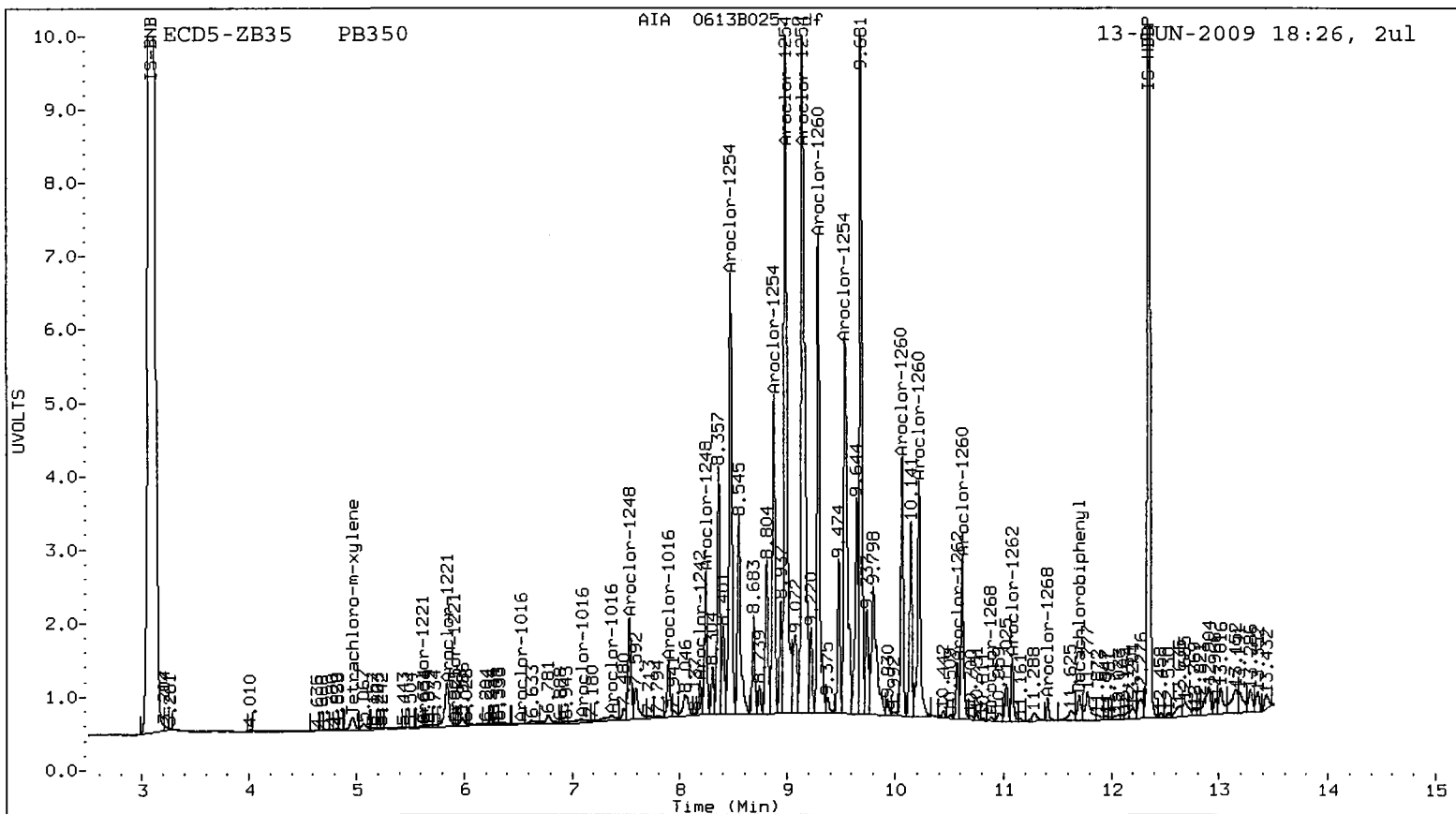
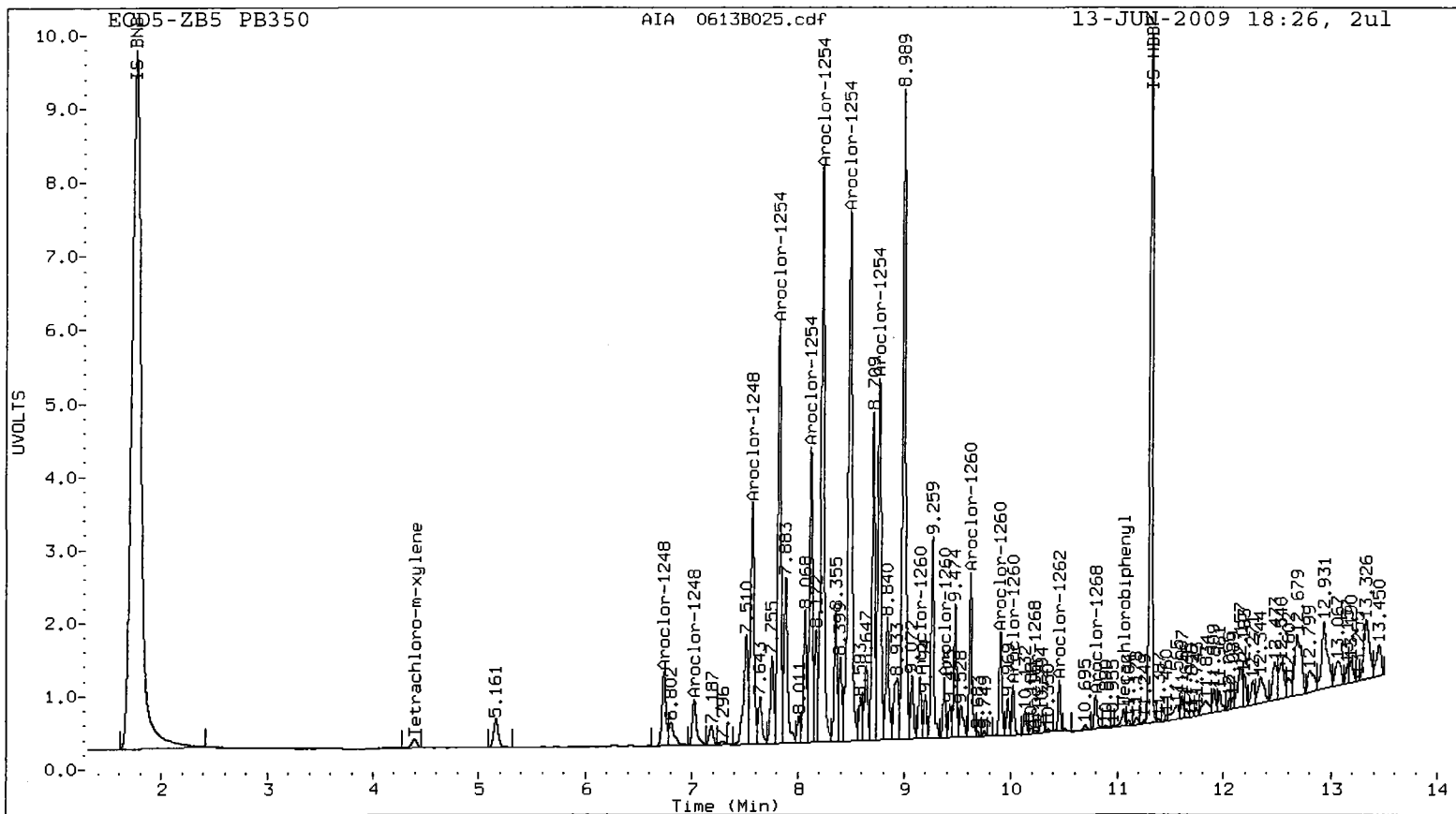
Col2 Total PCB = 0.5 ppm*

* Quantitated against AR1660 0.25ppm in Ical

PCB-Form 10 Mod.

PB35 : 00778





ORGANICS ANALYSIS DATA SHEET

PSDDA PCB by GC/ECD

Page 1 of 1

Sample ID: 3SED12-B

SAMPLE

Lab Sample ID: PB35Q

LIMS ID: 09-12733

Matrix: Sediment

Data Release Authorized: *B*

Reported: 06/16/09

QC Report No: PB35-ENVIRONMENTAL SCIENCE CORP.

Project: JELD-WEN NORD DOOR

Date Sampled: 06/03/09

Date Received: 06/03/09

Date Extracted: 06/09/09

Date Analyzed: 06/13/09 18:43

Instrument/Analyst: ECD5/JGR

GPC Cleanup: No

Sulfur Cleanup: Yes

Acid Cleanup: Yes

Florisil Cleanup: No

Sample Amount: 7.47 g-dry-wt

Final Extract Volume: 1.0 mL

Dilution Factor: 10.0

Silica Gel: Yes

Percent Moisture: 40.3%

CAS Number	Analyte	RL	Result
12674-11-2	Aroclor 1016	27	< 27 U
53469-21-9	Aroclor 1242	27	< 27 U
12672-29-6	Aroclor 1248	27	< 27 U
11097-69-1	Aroclor 1254	27	49
11096-82-5	Aroclor 1260	27	< 27 U
11104-28-2	Aroclor 1221	27	< 27 U
11141-16-5	Aroclor 1232	27	< 27 U

Reported in $\mu\text{g}/\text{kg}$ (ppb)

PCB Surrogate Recovery

Decachlorobiphenyl	82.5%
Tetrachlorometaxylene	70.5%

Analytical Resources Inc.
Dual Column PCB Quantitation Report

Data file 1: 20090606.B/0613-1.b/0613B026.d
Data file 2: 20090606.B/0613-2.b/0613B026.d
Method: /chem2/ecd5.i/20090606.B/PCB1.m
Compound Sublist: PCB
Instrument, Inj. Vol.: ecd5.i, 2ul
Quant Method: Internal Std

ARI ID: PB35Q
Client ID:
Injection Date: 13-JUN-2009 18:43
Report Date: 06/15/2009 14:05
Matrix: SOIL
Dilution Factor: 10.000

ZB5 Col			ZB35 Col			ZB5	ZB35	RPD	Compound/Flag
RT	Shift	Response	RT	Shift	Response	on col	on col		
4.397	-0.001	907172	4.966	0.000	1122899	2.6	2.8	8.6	Tetrachloro-m-xylene
11.059	-0.001	844584	11.702	-0.001	622902	3.3	2.1	42.8*	Decachlorobiphenyl

- * Indicates RPD > 40%
- M Indicates Column 1 peak was manually integrated
- N Indicates Column 2 peak was manually integrated

SURROGATE PERCENT RECOVERY

SURROGATE	Col1	Col2
Tetrachloro-m-xylene	64.7	70.6
Decachlorobiphenyl	82.4	53.4

7 06/15/09

INTERNAL STANDARD SUMMARY

Standard Cpnd	Column 1		%D
	Standard Area*	Sample Area	
Bromo-Nitrobenzene	30034732	26762375	-10.9
Hexabromobiphenyl	12924817	9345766	-27.7

Standard Cpnd	Column 2		%D
	Standard Area*	Sample Area	
Bromo-Nitrobenzene	33277512	30780140	-7.5
Hexabromobiphenyl	11348053	10113507	-10.9

✓

- * Standard Areas taken from Initial Cal Level 3
Initial Calibration Date: 07-JUN-2009
- <- Indicates standard response outside Limits (-50 to +100%)

ZB5 Col ZB35 Col

Aroclor	Peak#	RT	Shift	Area	Amount	Peak#	RT	Shift	Area	Amount
Aroclor-1016	1	---			0.0	1	6.528	0.000	28247	2.0
Aroclor-1016	2	---			0.0	2	7.070	-0.037	58307	2.0
Aroclor-1016	3	---			0.0	3	7.361	0.057	111305	9.7
Aroclor-1016	4	---			0.0	4	7.893	0.001	99020	11.3
CollAve: <3 Quant Peaks						Col2Ave: 6.3				
Aroclor-1221	1	---			0.0	1	5.609	0.043	55162	3.1
Aroclor-1221	2	---			0.0	2	5.841	0.049	62740	5.9
Aroclor-1221	3	---			0.0	3	5.927	0.031	32759	0.9
Aroclor-1221	NS	---			---	4	7.361	0.051	111305	20.0
CollAve: <3 Quant Peaks						Col2Ave: 7.5				
Aroclor-1232	1	---			0.0	1	5.927	0.031	32759	2.9
Aroclor-1232	2	---			0.0	2	6.528	-0.007	28247	2.7
Aroclor-1232	3	---			0.0	3	7.154	0.040	71474	3.5
Aroclor-1232	4	---			0.0	4	7.361	0.051	111305	14.0
CollAve: <3 Quant Peaks						Col2Ave: 5.8				
Aroclor-1242	1	---			0.0	1	6.528	-0.003	28247	2.1
Aroclor-1242	2	---			0.0	2	7.070	-0.040	58307	2.1
Aroclor-1242	3	---			0.0	3	7.361	0.055	111305	10.7
Aroclor-1242	4	---			0.0	4	8.185	0.000	81525	17.2
CollAve: <3 Quant Peaks						Col2Ave: 8.0				
Aroclor-1248	1	---			0.0	1	7.070	-0.036	58307	3.4
Aroclor-1248	2	6.738	0.000	162712	16.1	2	7.531	-0.001	377180	38.2
Aroclor-1248	3	7.025	0.002	109458	9.3	3	7.893	0.001	99020	7.7
Aroclor-1248	4	7.567	-0.001	524983	27.7	4	8.239	0.001	255669	15.3
Total CollAve (3 peaks):				17.7	Total Col2Ave (4 peaks):				16.1	RPD = 9
Corrected Ave: < 3 Peaks					Corrected Ave (3 peaks):				8.8	
Aroclor-1254	1	7.820	-0.001	715815	34.2	1	8.469	0.000	521387	29.3
Aroclor-1254	2	8.123	-0.001	464303	34.4	2	8.870	0.000	349823	30.0
Aroclor-1254	3	8.230	0.000	903311	35.3	3	8.981	0.001	670886	28.7
Aroclor-1254	4	8.489	-0.002	1099281	41.0	4	9.141	0.001	1073396	39.6
Aroclor-1254	5	8.764	-0.001	592761	36.7	5	9.533	0.000	541644	34.0
Total CollAve (5 peaks):				36.3	Total Col2Ave (5 peaks):				32.3	RPD = 12
Corrected Ave (4 peaks):				35.2	Corrected Ave (4 peaks):				30.5	RPD = 14
Aroclor-1260	1	9.146	-0.001	114466	11.4	1	9.287	0.000	661385	34.8
Aroclor-1260	2	9.372	-0.001	55761	5.9	2	10.061	0.006	237301	19.3
Aroclor-1260	3	9.618	-0.001	314273	13.0	3	10.217	0.002	364819	11.5
Aroclor-1260	4	9.899	0.001	433058	34.5	4	10.613	-0.002	102332	5.4
Aroclor-1260	5	10.018	-0.002	378380	61.8	NS	---			---
Total CollAve (5 peaks):				25.3	Total Col2Ave (4 peaks):				17.8	RPD = 35
Corrected Ave (4 peaks):				16.2	Corrected Ave (3 peaks):				12.1	RPD = 29
Aroclor-1262	1	9.372	-0.001	55761	2.8	1	10.061	0.003	237301	9.3
Aroclor-1262	2	9.618	-0.001	314273	6.6	2	10.217	-0.002	364819	6.0
Aroclor-1262	3	9.969	-0.053	350085	17.2	3	10.563	-0.008	88888	3.5
Aroclor-1262	4	10.018	9.018	378380	17.6	4	10.613	-0.005	102332	2.7
Aroclor-1262	5	10.415	-0.042	977045	56.0	5	11.030	-0.053	714510	34.6
Total CollAve (5 peaks):				20.0	Total Col2Ave (5 peaks):				11.2	RPD = 56*
Corrected Ave (4 peaks):				11.0	Corrected Ave (4 peaks):				5.4	RPD = 69*
Aroclor-1268	1	9.969	-0.053	350085	8.9	1	10.563	-0.009	88888	1.9
Aroclor-1268	2	10.018	9.018	378380	10.1	2	10.613	-0.005	102332	2.4
Aroclor-1268	3	10.230	-0.002	93827	3.1	3	10.799	-0.089	158033	4.7
Aroclor-1268	4	10.801	-0.001	617790	7.2	4	11.438	0.022	257293	2.6
Total CollAve (4 peaks):				7.4	Total Col2Ave (4 peaks):				2.9	RPD = 86*
Corrected Ave (3 peaks):				6.4	Corrected Ave (3 peaks):				2.3	RPD = 94*

Total PCB Area Coll (4.498 - 10.960) = 12700623

Coll Total PCB = 0.1 ppm*

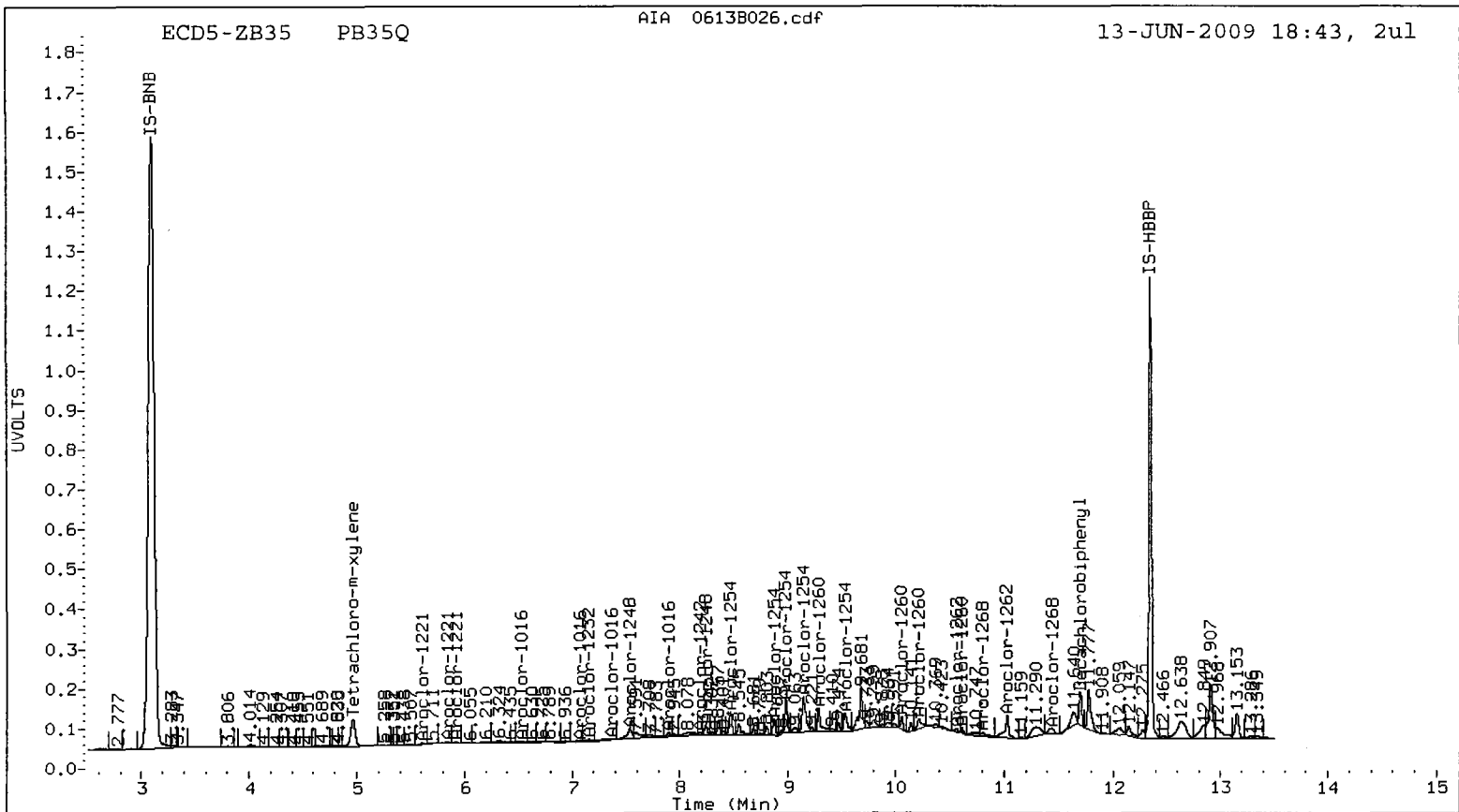
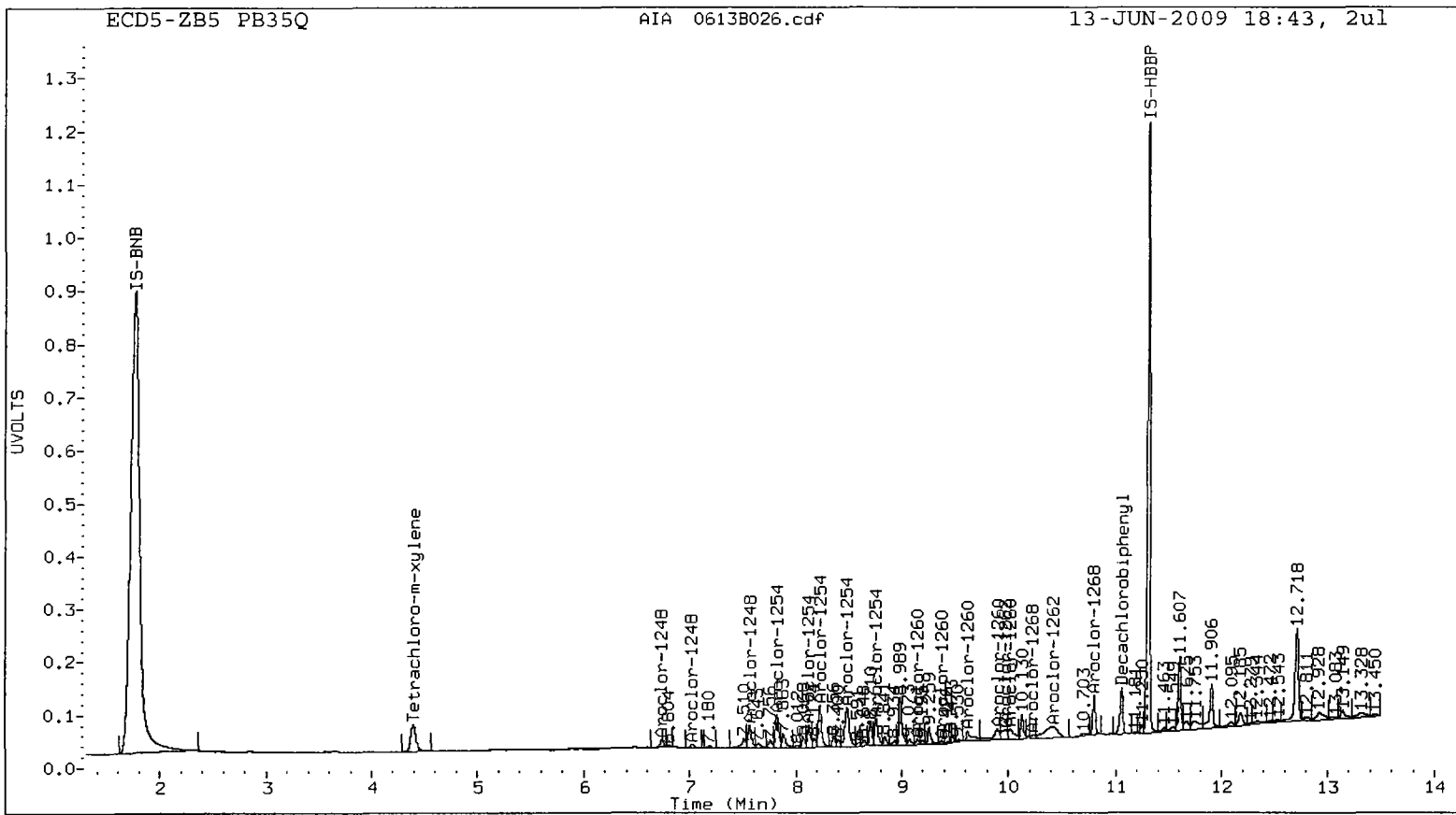
Total PCB Area Col2 (5.066 - 11.603) = 13526319

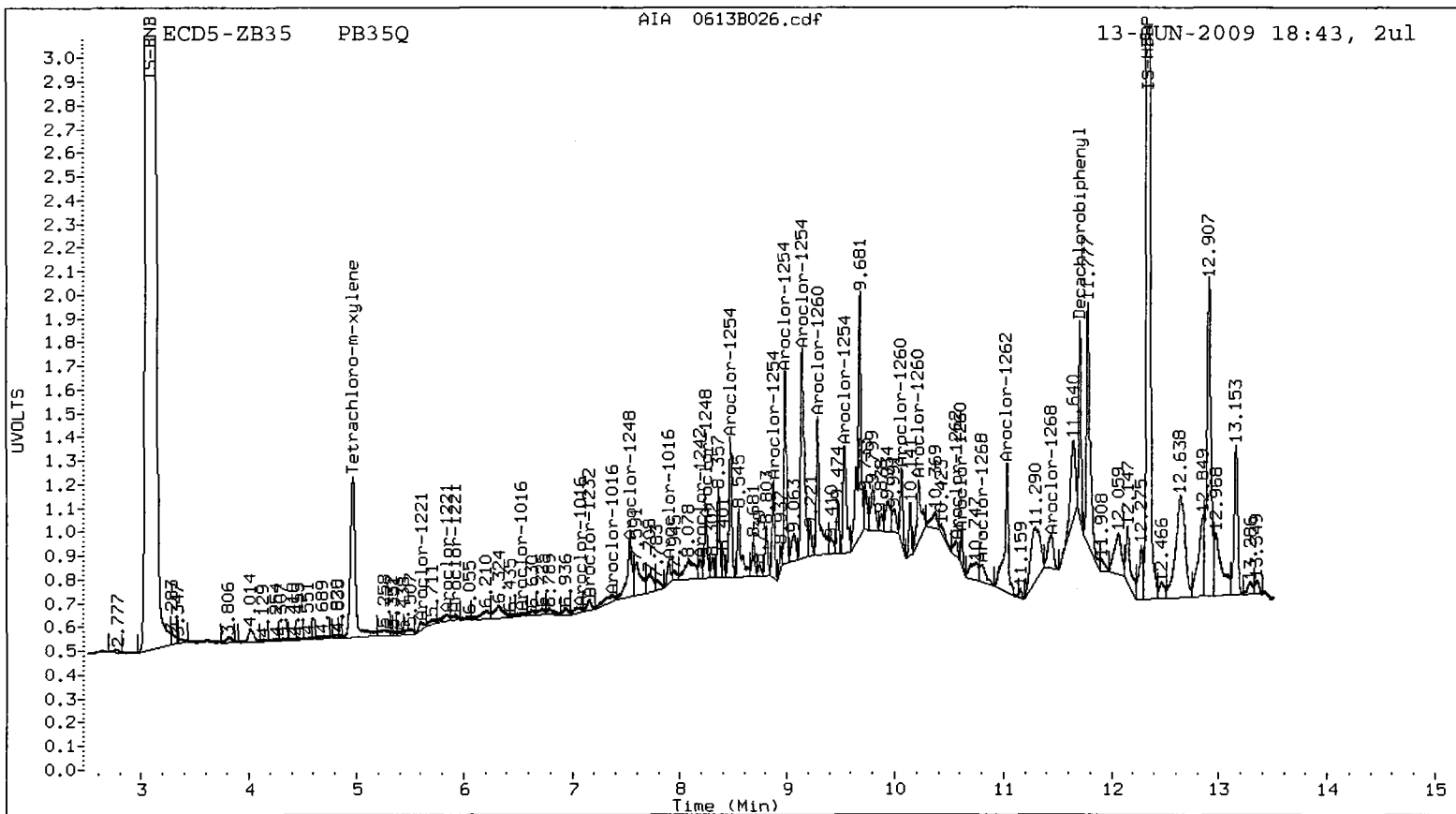
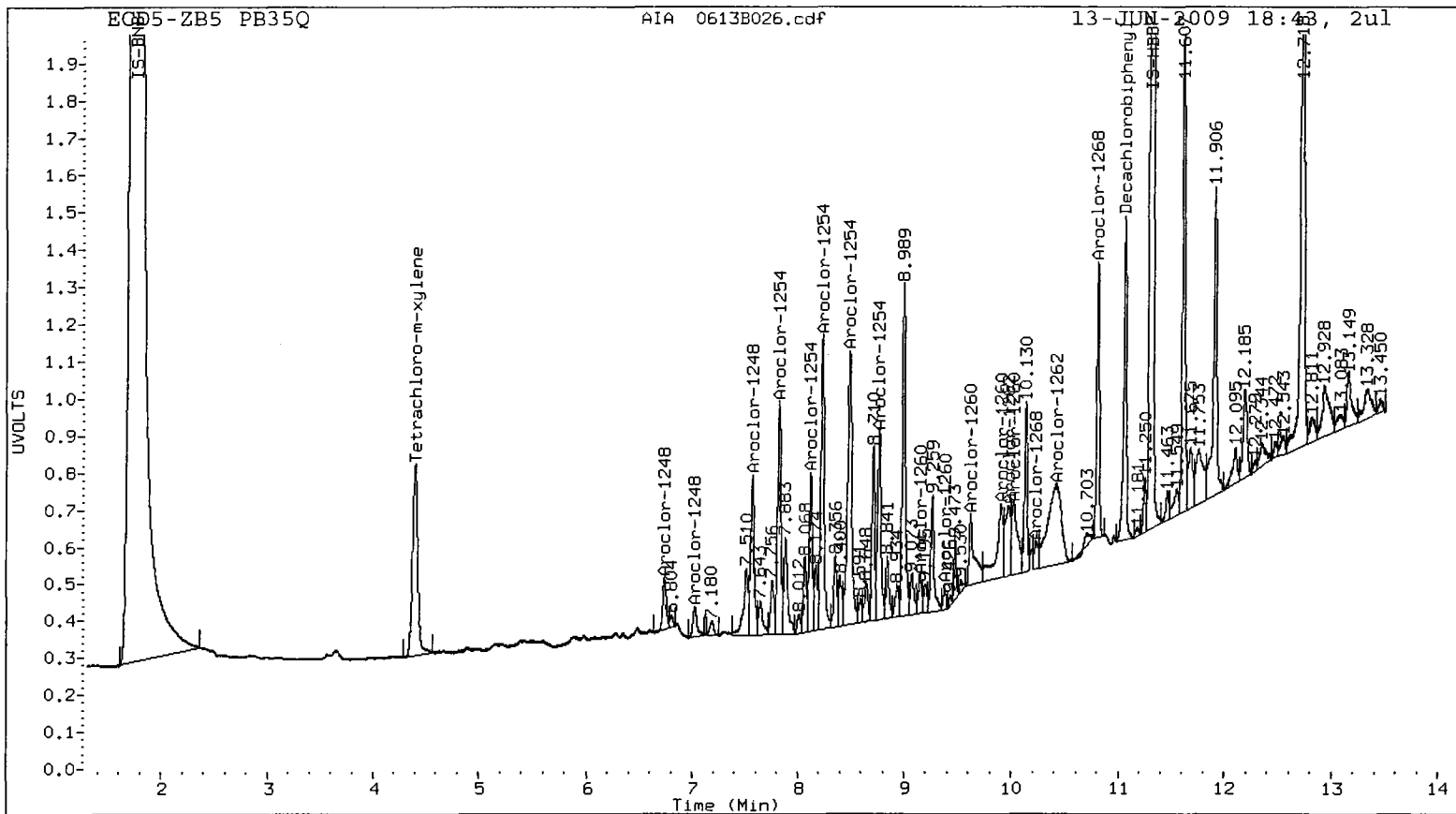
Col2 Total PCB = 0.1 ppm*

* Quantitated against AR1660 0.25ppm in Ical

PCB-Form 10 Mod.

PB35 : 00784





PCB Analysis
Standard Raw Data

prepared
for

ENVIROMENTAL SCIENCE CORP.

Project: JELD-WEN NORD DOOR

ARI JOB NO: PB35

prepared
by

Analytical Resources, Inc.

6F
8082 INITIAL CALIBRATION OF AROCLOR 1016/1260

Lab Name: ANALYTICAL RESOURCES, INC

Client: ENVIRO SCI CORP

ARI Job No.: PB35

Project: JELD-WEN NORD DOOR

GC Column: ZB5

Instrument ID: ECD5

Calibration Date: 06/07/09

SURROGATES

	RT WIN	LVL1	LVL2	LVL3	LVL4	LVL5	MEAN	%RSD
TCX	4.30- 4.50	1.0923	1.0985	1.0712	1.0131	0.9610	1.0472	5.6
DCB	10.96-11.16	2.9032	2.1982	2.0692	1.9381	1.8581	2.1934	19.0

Aroclor-1016		LVL1	LVL2	LVL3	LVL4	LVL5	MEAN	%RSD
Peak	RT WIN	.02	0.1	.25	0.5	1.0		
1	5.80- 6.00	0.0268	0.0258	0.0237	0.0232	0.0215	0.0242	8.7
2	6.18- 6.38	0.0873	0.0817	0.0777	0.0736	0.0692	0.0779	9.0
3	6.32- 6.52	0.0377	0.0356	0.0331	0.0310	0.0288	0.0333	10.7
4	6.43- 6.63	0.0203	0.0231	0.0219	0.0213	0.0200	0.0213	5.9

AROCLOR AVERAGE %RSD = 8.6

Aroclor-1260		LVL1	LVL2	LVL3	LVL4	LVL5	MEAN	%RSD
Peak	RT WIN	.02	0.1	.25	0.5	1.0		
1	9.05- 9.25	0.0949	0.0890	0.0871	0.0811	0.0774	0.0859	8.0
2	9.27- 9.47	0.0871	0.0847	0.0832	0.0779	0.0745	0.0815	6.3
3	9.52- 9.72	0.2246	0.2137	0.2164	0.1978	0.1831	0.2071	8.0
4	9.80-10.00	0.1163	0.1108	0.1086	0.1025	0.0988	0.1074	6.4
5	9.92-10.12	0.0522	0.0541	0.0544	0.0516	0.0498	0.0524	3.6

AROCLOR AVERAGE %RSD = 6.5

6F
8082 INITIAL CALIBRATION OF AROCLOR 1016/1260

Lab Name: ANALYTICAL RESOURCES, INC

Client: ENVIRO SCI CORP

ARI Job No.: PB35

Project: JELD-WEN NORD DOOR

GC Column: ZB35

Instrument ID: ECD5

Calibration Date: 06/07/09

SURROGATES

	RT WIN	LVL1	LVL2	LVL3	LVL4	LVL5	MEAN	%RSD
TCX	4.86- 5.06	1.1742	1.0253	1.0206	0.9813	0.9692	1.0341	7.9
DCB	11.60-11.80	3.1032	2.2641	2.1363	2.0352	2.0057	2.3089	19.7

Aroclor-1016		LVL1	LVL2	LVL3	LVL4	LVL5	MEAN	%RSD
Peak	RT WIN	.02	0.1	.25	0.5	1.0		
1	6.43- 6.63	0.0400	0.0382	0.0364	0.0342	0.0335	0.0364	7.4
2	7.01- 7.21	0.0896	0.0777	0.0741	0.0703	0.0693	0.0762	10.8
3	7.20- 7.40	0.0367	0.0311	0.0281	0.0265	0.0262	0.0297	14.7
4	7.79- 7.99	0.0253	0.0239	0.0220	0.0212	0.0210	0.0227	8.2

AROCLOR AVERAGE %RSD = 10.3

Aroclor-1260		LVL1	LVL2	LVL3	LVL4	LVL5	MEAN	%RSD
Peak	RT WIN	.02	0.1	.25	0.5	1.0		
1	9.19- 9.39	0.1658	0.1539	0.1487	0.1421	0.1410	0.1503	6.7
2	9.95-10.15	0.1119	0.0979	0.0953	0.0912	0.0909	0.0974	8.8
3	10.11-10.31	0.2840	0.2462	0.2446	0.2374	0.2395	0.2503	7.6
4	10.51-10.71	0.1906	0.1418	0.1403	0.1357	0.1349	0.1487	15.9

AROCLOR AVERAGE %RSD = 9.8

6G
8082 INITIAL CALIBRATION OF SINGLE POINT PCBs

Lab Name: ANALYTICAL RESOURCES, INC

Client: ENVIRO SCI CORP

ARI Job No.: PB35

Project: JELD-WEN NORD DOOR

GC Column: ZB5

Instrument ID: ECD5

Calibration Date: 06/07/09

Aroclor-1221				Cal
Peak	RT	RT WIN		Factor
1	4.732	4.63-	4.83	0.04358
2	4.895	4.79-	4.99	0.02779
3	4.990	4.89-	5.09	0.10483
Aroclor-1232				Cal
Peak	RT	RT WIN		Factor
1	4.898	4.80-	5.00	0.03572
2	5.901	5.80-	6.00	0.01731
3	6.272	6.17-	6.37	0.05545
4	6.425	6.32-	6.52	0.02389
Aroclor-1242				Cal
Peak	RT	RT WIN		Factor
1	5.903	5.80-	6.00	0.02354
2	6.278	6.18-	6.38	0.07503
3	6.421	6.32-	6.52	0.03269
4	7.511	7.41-	7.61	0.02582
Aroclor-1248				Cal
Peak	RT	RT WIN		Factor
1	6.274	6.17-	6.37	0.04625
2	6.738	6.64-	6.84	0.03026
3	7.025	6.92-	7.12	0.03535
4	7.563	7.46-	7.66	0.05661

6G
8082 INITIAL CALIBRATION OF SINGLE POINT PCBs

Lab Name: ANALYTICAL RESOURCES, INC

Client: ENVIRO SCI CORP

ARI Job No.: PB35

Project: JELD-WEN NORD DOOR

GC Column: ZB5

Instrument ID: ECD5

Calibration Date: 06/07/09

Aroclor-1254				Cal
Peak	RT	RT WIN		Factor
1	7.821	7.72-	7.92	0.06251
2	8.125	8.02-	8.22	0.04029
3	8.231	8.13-	8.33	0.07640
4	8.490	8.39-	8.59	0.08020
5	8.765	8.67-	8.87	0.04829

Aroclor-1262				Cal
Peak	RT	RT WIN		Factor
1	9.374	9.27-	9.47	0.17211
2	9.619	9.52-	9.72	0.40779
3	10.021	9.92-	10.12	0.17438
4	1.000	0.90-	1.10	0.18401
5	10.457	10.36-	10.56	0.14926

Aroclor-1268				Cal
Peak	RT	RT WIN		Factor
1	10.021	9.92-	10.12	0.33796
2	1.000	0.90-	1.10	0.31912
3	10.232	10.13-	10.33	0.25541
4	10.803	10.70-	10.90	0.73034

6G
8082 INITIAL CALIBRATION OF SINGLE POINT PCBs

Lab Name: ANALYTICAL RESOURCES, INC

Client: ENVIRO SCI CORP

ARI Job No.: PB35

Project: JELD-WEN NORD DOOR

GC Column: ZB35

Instrument ID: ECD5

Calibration Date: 06/07/09

Aroclor-1221				Cal
Peak	RT	RT WIN		Factor
1	5.566	5.47-	5.67	0.04655
2	5.791	5.69-	5.89	0.02772
3	5.896	5.80-	6.00	0.09163
4	7.310	7.21-	7.41	0.01450

Aroclor-1232				Cal
Peak	RT	RT WIN		Factor
1	5.896	5.80-	6.00	0.02983
2	6.535	6.44-	6.64	0.02731
3	7.114	7.01-	7.21	0.05262
4	7.310	7.21-	7.41	0.02073

Aroclor-1242				Cal
Peak	RT	RT WIN		Factor
1	6.529	6.43-	6.63	0.03464
2	7.111	7.01-	7.21	0.07113
3	7.308	7.21-	7.41	0.02714
4	8.186	8.09-	8.29	0.01235

Aroclor-1248				Cal
Peak	RT	RT WIN		Factor
1	7.100	7.00-	7.20	0.04461
2	7.529	7.43-	7.63	0.02567
3	7.890	7.79-	7.99	0.03350
4	8.238	8.14-	8.34	0.04353

6G
8082 INITIAL CALIBRATION OF SINGLE POINT PCBs

Lab Name: ANALYTICAL RESOURCES, INC

Client: ENVIRO SCI CORP

ARI Job No.: PB35

Project: JELD-WEN NORD DOOR

GC Column: ZB35

Instrument ID: ECD5

Calibration Date: 06/07/09

Aroclor-1254			
Peak	RT	RT WIN	Cal Factor
1	8.469	8.37- 8.57	0.04620
2	8.870	8.77- 8.97	0.03034
3	8.981	8.88- 9.08	0.06082
4	9.141	9.04- 9.24	0.07050
5	9.532	9.43- 9.63	0.04136

Aroclor-1262			
Peak	RT	RT WIN	Cal Factor
1	10.058	9.96-10.16	0.20250
2	10.218	10.12-10.32	0.48427
3	10.571	10.47-10.67	0.20269
4	10.619	10.52-10.72	0.29500
5	11.083	10.98-11.18	0.16325

Aroclor-1268			
Peak	RT	RT WIN	Cal Factor
1	10.572	10.47-10.67	0.37153
2	10.618	10.52-10.72	0.34063
3	10.888	10.79-10.99	0.26386
4	11.416	11.32-11.52	0.77014

Analytical Resources, Inc.

INITIAL CALIBRATION DATA

Start Cal Date : 07-JUN-2009 08:39
 End Cal Date : 07-JUN-2009 11:48
 Quant Method : ISTD
 Origin : Disabled
 Target Version : 3.50
 Integrator : HP Genie
 Method file : /chem2/ecd5.i/20090606.B/PCB1.m
 Cal Date : 08-Jun-2009 11:22 j rains
 Curve Type : Average

Calibration File Names:

Level 1: /chem2/ecd5.i/20090606.B/ical-1.b/0606B068.d
 Level 2: /chem2/ecd5.i/20090606.B/ical-1.b/0606B070.d
 Level 3: /chem2/ecd5.i/20090606.B/ical-1.b/0606B067.d
 Level 4: /chem2/ecd5.i/20090606.B/ical-1.b/0606B071.d
 Level 5: /chem2/ecd5.i/20090606.B/ical-1.b/0606B069.d
 Level 6: /chem2/ecd5.i/20090606.B/ddts-1.b/0606B078.d
 Level 7: /chem2/ecd5.i/20090606.B/ical-1.b/0606B077.d

Compound	20.000	100.000	250.000	500.000	1000.000	0.000e+00	RRF	% RSD
	Level 1	Level 2	Level 3	Level 4	Level 5	Level 6		
2 Aroclor-1221(1)	+++++ 0.04358	+++++	+++++	+++++	+++++	+++++	0.04358	0.000
(2)	+++++ 0.02779	+++++	+++++	+++++	+++++	+++++	0.02779	0.000
(3)	+++++ 0.10483	+++++	+++++	+++++	+++++	+++++	0.10483	0.000
3 Aroclor-1242(1)	+++++ 0.02354	+++++	+++++	+++++	+++++	+++++	0.02354	0.000
(2)	+++++ 0.07503	+++++	+++++	+++++	+++++	+++++	0.07503	0.000
(3)	+++++ 0.03269	+++++	+++++	+++++	+++++	+++++	0.03269	0.000

Analytical Resources, Inc.

INITIAL CALIBRATION DATA

Start Cal Date : 07-JUN-2009 08:39
 End Cal Date : 07-JUN-2009 11:48
 Quant Method : ISTD
 Origin : Disabled
 Target Version : 3.50
 Integrator : HP Genie
 Method file : /chem2/ecd5.i/20090606.B/PCB1.m
 Cal Date : 08-Jun-2009 11:22 j rains
 Curve Type : Average

Compound	20.000	100.000	250.000	500.000	1000.000	0.000e+00	RRF	% RSD
	Level 1	Level 2	Level 3	Level 4	Level 5	Level 6		
	250.000							
	Level 7							
(4)	+++++	+++++	+++++	+++++	+++++	+++++		
	0.02582						0.02582	0.000
4 Aroclor-1232(1)	+++++	+++++	+++++	+++++	+++++	+++++		
	0.03572						0.03572	0.000
(2)	+++++	+++++	+++++	+++++	+++++	+++++		
	0.01731						0.01731	0.000
(3)	+++++	+++++	+++++	+++++	+++++	+++++		
	0.05545						0.05545	0.000
(4)	+++++	+++++	+++++	+++++	+++++	+++++		
	0.02389						0.02389	0.000
7 Aroclor-1016(1)	0.02677	0.02583	0.02371	0.02318	0.02150	+++++	0.02420	8.729
	+++++							
(2)	0.08733	0.08168	0.07767	0.07358	0.06923	+++++		
	+++++						0.07790	9.011
(3)	0.03775	0.03561	0.03314	0.03104	0.02882	+++++		
	+++++						0.03327	10.666
(4)	0.02034	0.02306	0.02192	0.02127	0.01995	+++++		
	+++++						0.02131	5.863

Analytical Resources, Inc.

INITIAL CALIBRATION DATA

Start Cal Date : 07-JUN-2009 08:39
 End Cal Date : 07-JUN-2009 11:48
 Quant Method : ISTD
 Origin : Disabled
 Target Version : 3.50
 Integrator : HP Genie
 Method file : /chem2/ecd5.i/20090606.B/PCB1.m
 Cal Date : 08-Jun-2009 11:22 j rains
 Curve Type : Average

Compound	20.000	100.000	250.000	500.000	1000.000	0.000e+00	RRF	% RSD
	Level 1	Level 2	Level 3	Level 4	Level 5	Level 6		
	250.000							
	Level 7							
6 Aroclor-1248(1)	+++++ 0.04625	+++++	+++++	+++++	+++++	+++++	0.04625	0.000
(2)	+++++ 0.03026	+++++	+++++	+++++	+++++	+++++	0.03026	0.000
(3)	+++++ 0.03535	+++++	+++++	+++++	+++++	+++++	0.03535	0.000
(4)	+++++ 0.05661	+++++	+++++	+++++	+++++	+++++	0.05661	0.000
8 Aroclor-1254(1)	+++++ 0.06251	+++++	+++++	+++++	+++++	+++++	0.06251	0.000
(2)	+++++ 0.04029	+++++	+++++	+++++	+++++	+++++	0.04029	0.000
(3)	+++++ 0.07640	+++++	+++++	+++++	+++++	+++++	0.07640	0.000
(4)	+++++ 0.08020	+++++	+++++	+++++	+++++	+++++	0.08020	0.000
(5)	+++++ 0.04829	+++++	+++++	+++++	+++++	+++++	0.04829	0.000

Analytical Resources, Inc.

INITIAL CALIBRATION DATA

Start Cal Date : 07-JUN-2009 08:39
 End Cal Date : 07-JUN-2009 11:48
 Quant Method : ISTD
 Origin : Disabled
 Target Version : 3.50
 Integrator : HP Genie
 Method file : /chem2/ecd5.i/20090606.B/PCB1.m
 Cal Date : 08-Jun-2009 11:22 jrains
 Curve Type : Average

Compound	20.000	100.000	250.000	500.000	1000.000	0.000e+00	RRF	% RSD
	Level 1	Level 2	Level 3	Level 4	Level 5	Level 6		
	250.000							
	Level 7							
9 Aroclor-1260(1)	0.09495	0.08896	0.08714	0.08107	0.07736	++++	0.08590	8.001
	++++							
(2)	0.08708	0.08474	0.08317	0.07794	0.07450	++++	0.08149	6.320
	++++							
(3)	0.22464	0.21368	0.21640	0.19783	0.18308	++++	0.20713	8.008
	++++							
(4)	0.11635	0.11082	0.10857	0.10255	0.09884	++++	0.10742	6.414
	++++							
(5)	0.05216	0.05408	0.05438	0.05165	0.04981	++++	0.05241	3.577
	++++							
10 Aroclor-1262(1)	++++	++++	++++	++++	++++	++++		
	0.17211						0.17211	0.000
(2)	++++	++++	++++	++++	++++	++++		
	0.40779						0.40779	0.000
(3)	++++	++++	++++	++++	++++	++++		
	0.17438						0.17438	0.000
(4)	++++	++++	++++	++++	++++	++++		
	0.18401						0.18401	0.000

Analytical Resources, Inc.

INITIAL CALIBRATION DATA

Start Cal Date : 07-JUN-2009 08:39
 End Cal Date : 07-JUN-2009 11:48
 Quant Method : ISTD
 Origin : Disabled
 Target Version : 3.50
 Integrator : HP Genie
 Method file : /chem2/ecd5.i/20090606.B/PCB1.m
 Cal Date : 08-Jun-2009 11:22 jrains
 Curve Type : Average

Compound	20.000	100.000	250.000	500.000	1000.000	0.000e+00	RRF	% RSD
	Level 1	Level 2	Level 3	Level 4	Level 5	Level 6		
	250.000							
	Level 7							
(5)	+++++	+++++	+++++	+++++	+++++	+++++		
	0.14926						0.14926	0.000
11 Aroclor-1268(1)	+++++	+++++	+++++	+++++	+++++	+++++		
	0.33796						0.33796	0.000
(2)	+++++	+++++	+++++	+++++	+++++	+++++		
	0.31912						0.31912	0.000
(3)	+++++	+++++	+++++	+++++	+++++	+++++		
	0.25541						0.25541	0.000
(4)	+++++	+++++	+++++	+++++	+++++	+++++		
	0.73034						0.73034	0.000
42 2,4-DDE	+++++	+++++	+++++	+++++	+++++	648		
	+++++						648	0.000
43 2,4-DDD	+++++	+++++	+++++	+++++	+++++	602		
	+++++						602	0.000
44 2,4-DDT	+++++	+++++	+++++	+++++	+++++	723		
	+++++						723	0.000
46 4,4-DDE	+++++	+++++	+++++	+++++	+++++	933		
	+++++						933	0.000

Analytical Resources, Inc.

INITIAL CALIBRATION DATA

Start Cal Date : 07-JUN-2009 08:39
 End Cal Date : 07-JUN-2009 11:48
 Quant Method : ISTD
 Origin : Disabled
 Target Version : 3.50
 Integrator : HP Genie
 Method file : /chem2/ecd5.i/20090606.B/PCB1.m
 Cal Date : 08-Jun-2009 11:22 jrains
 Curve Type : Average

Compound	20.000	100.000	250.000	500.000	1000.000	0.000e+00	RRF	% RSD
	Level 1	Level 2	Level 3	Level 4	Level 5	Level 6		
	250.000							
	Level 7							
47 4,4-DDD	+++++	+++++	+++++	+++++	+++++	742		
	+++++						742	0.000
48 4,4-DDT	+++++	+++++	+++++	+++++	+++++	801		
	+++++						801	0.000
\$ 1 Tetrachloro-m-xylene	1.09231	1.09849	1.07124	1.01315	0.96103	+++++		
	+++++						1.04724	5.614
\$ 13 Decachlorobiphenyl	2.90317	2.19816	2.06924	1.93812	1.85809	+++++		
	+++++						2.19335	19.029

Analytical Resources, Inc.

INITIAL CALIBRATION DATA

Start Cal Date : 07-JUN-2009 08:39
 End Cal Date : 07-JUN-2009 11:48
 Quant Method : ISTD
 Origin : Disabled
 Target Version : 3.50
 Integrator : HP Genie
 Method file : /chem2/ecd5.i/20090606.B/PCB2.m
 Cal Date : 08-Jun-2009 06:38 jrains
 Curve Type : Average

Calibration File Names:

Level 1: /chem2/ecd5.i/20090606.B/ical-2.b/0606B068.d
 Level 2: /chem2/ecd5.i/20090606.B/ical-2.b/0606B070.d
 Level 3: /chem2/ecd5.i/20090606.B/ical-2.b/0606B067.d
 Level 4: /chem2/ecd5.i/20090606.B/ical-2.b/0606B071.d
 Level 5: /chem2/ecd5.i/20090606.B/ical-2.b/0606B069.d
 Level 6: /chem2/ecd5.i/20090606.B/ddts-2.b/0606B078.d
 Level 7: /chem2/ecd5.i/20090606.B/ical-2.b/0606B077.d

Compound	20.000	100.000	250.000	500.000	1000.000	0.000e+00	RRF	% RSD
	Level 1	Level 2	Level 3	Level 4	Level 5	Level 6		
=====	-----	-----	-----	-----	-----	-----	-----	-----
	250.000							
	Level 7							
=====	-----	-----	-----	-----	-----	-----	-----	-----
1 Aroclor-1221 (1)	+++++	+++++	+++++	+++++	+++++	+++++		
	0.04655						0.04655	0.000
(2)	+++++	+++++	+++++	+++++	+++++	+++++		
	0.02772						0.02772	0.000
(3)	+++++	+++++	+++++	+++++	+++++	+++++		
	0.09163						0.09163	0.000
(4)	+++++	+++++	+++++	+++++	+++++	+++++		
	0.01450						0.01450	0.000
=====	-----	-----	-----	-----	-----	-----	-----	-----
4 Aroclor-1232 (1)	+++++	+++++	+++++	+++++	+++++	+++++		
	0.02983						0.02983	0.000
(2)	+++++	+++++	+++++	+++++	+++++	+++++		
	0.02731						0.02731	0.000
=====	-----	-----	-----	-----	-----	-----	-----	-----

Analytical Resources, Inc.

INITIAL CALIBRATION DATA

Start Cal Date : 07-JUN-2009 08:39
 End Cal Date : 07-JUN-2009 11:48
 Quant Method : ISTD
 Origin : Disabled
 Target Version : 3.50
 Integrator : HP Genie
 Method file : /chem2/ecd5.i/20090606.B/PCB2.m
 Cal Date : 08-Jun-2009 06:38 j rains
 Curve Type : Average

Compound	20.000	100.000	250.000	500.000	1000.000	0.000e+00	RRF	% RSD
	Level 1	Level 2	Level 3	Level 4	Level 5	Level 6		
	250.000							
	Level 7							
(3)	+++++	+++++	+++++	+++++	+++++	+++++		
	0.05262						0.05262	0.000
(4)	+++++	+++++	+++++	+++++	+++++	+++++		
	0.02073						0.02073	0.000
3 Aroclor-1242(1)	+++++	+++++	+++++	+++++	+++++	+++++		
	0.03464						0.03464	0.000
(2)	+++++	+++++	+++++	+++++	+++++	+++++		
	0.07113						0.07113	0.000
(3)	+++++	+++++	+++++	+++++	+++++	+++++		
	0.02714						0.02714	0.000
(4)	+++++	+++++	+++++	+++++	+++++	+++++		
	0.01235						0.01235	0.000
6 Aroclor-1248(1)	+++++	+++++	+++++	+++++	+++++	+++++		
	0.04461						0.04461	0.000
(2)	+++++	+++++	+++++	+++++	+++++	+++++		
	0.02567						0.02567	0.000
(3)	+++++	+++++	+++++	+++++	+++++	+++++		
	0.03350						0.03350	0.000

Analytical Resources, Inc.

INITIAL CALIBRATION DATA

Start Cal Date : 07-JUN-2009 08:39
 End Cal Date : 07-JUN-2009 11:48
 Quant Method : ISTD
 Origin : Disabled
 Target Version : 3.50
 Integrator : HP Genie
 Method file : /chem2/ecd5.i/20090606.B/PCB2.m
 Cal Date : 08-Jun-2009 06:38 jrains
 Curve Type : Average

Compound	20.000	100.000	250.000	500.000	1000.000	0.000e+00	RRF	% RSD
	Level 1	Level 2	Level 3	Level 4	Level 5	Level 6		
	250.000							
	Level 7							
(4)	+++++	+++++	+++++	+++++	+++++	+++++		
	0.04353						0.04353	0.000
7 Aroclor-1016(1)	0.03998	0.03819	0.03636	0.03417	0.03355	+++++		
	+++++						0.03645	7.407
(2)	0.08964	0.07766	0.07408	0.07029	0.06930	+++++		
	+++++						0.07620	10.781
(3)	0.03670	0.03114	0.02812	0.02647	0.02622	+++++		
	+++++						0.02973	14.667
(4)	0.02531	0.02388	0.02202	0.02122	0.02101	+++++		
	+++++						0.02269	8.162
8 Aroclor-1254(1)	+++++	+++++	+++++	+++++	+++++	+++++		
	0.04620						0.04620	0.000
(2)	+++++	+++++	+++++	+++++	+++++	+++++		
	0.03034						0.03034	0.000
(3)	+++++	+++++	+++++	+++++	+++++	+++++		
	0.06082						0.06082	0.000
(4)	+++++	+++++	+++++	+++++	+++++	+++++		
	0.07050						0.07050	0.000

Analytical Resources, Inc.

INITIAL CALIBRATION DATA

Start Cal Date : 07-JUN-2009 08:39
 End Cal Date : 07-JUN-2009 11:48
 Quant Method : ISTD
 Origin : Disabled
 Target Version : 3.50
 Integrator : HP Genie
 Method file : /chem2/ecd5.i/20090606.B/PCB2.m
 Cal Date : 08-Jun-2009 06:38 j rains
 Curve Type : Average

Compound	20.000	100.000	250.000	500.000	1000.000	0.000e+00	RRF	% RSD
	Level 1	Level 2	Level 3	Level 4	Level 5	Level 6		
	250.000							
	Level 7							
(5)	+++++	+++++	+++++	+++++	+++++	+++++		
	0.04136						0.04136	0.000
10 Aroclor-1262(1)	+++++	+++++	+++++	+++++	+++++	+++++		
	0.20250						0.20250	0.000
(2)	+++++	+++++	+++++	+++++	+++++	+++++		
	0.48427						0.48427	0.000
(3)	+++++	+++++	+++++	+++++	+++++	+++++		
	0.20269						0.20269	0.000
(4)	+++++	+++++	+++++	+++++	+++++	+++++		
	0.29500						0.29500	0.000
(5)	+++++	+++++	+++++	+++++	+++++	+++++		
	0.16325						0.16325	0.000
9 Aroclor-1260(1)	0.16581	0.15390	0.14866	0.14211	0.14104	+++++		
	+++++						0.15030	6.730
(2)	0.11194	0.09787	0.09534	0.09117	0.09090	+++++		
	+++++						0.09744	8.842
(3)	0.28398	0.24617	0.24464	0.23741	0.23952	+++++		
	+++++						0.25034	7.647

Analytical Resources, Inc.

INITIAL CALIBRATION DATA

Start Cal Date : 07-JUN-2009 08:39
 End Cal Date : 07-JUN-2009 11:48
 Quant Method : ISTD
 Origin : Disabled
 Target Version : 3.50
 Integrator : HP Genie
 Method file : /chem2/ecd5.i/20090606.B/PCB2.m
 Cal Date : 08-Jun-2009 06:38 jrains
 Curve Type : Average

Compound	20.000 Level 1	100.000 Level 2	250.000 Level 3	500.000 Level 4	1000.000 Level 5	0.000e+00 Level 6	RRF	% RSD
(4)	0.19065 +++++	0.14177	0.14035	0.13574	0.13491	+++++	0.14868	15.901
11 Aroclor-1268(1)	+++++ 0.37153	+++++	+++++	+++++	+++++	+++++	0.37153	0.000
(2)	+++++ 0.34063	+++++	+++++	+++++	+++++	+++++	0.34063	0.000
(3)	+++++ 0.26386	+++++	+++++	+++++	+++++	+++++	0.26386	0.000
(4)	+++++ 0.77014	+++++	+++++	+++++	+++++	+++++	0.77014	0.000
41 2,4-DDE	+++++ +++++	+++++	+++++	+++++	+++++	587	587	0.000
42 2,4-DDD	+++++ +++++	+++++	+++++	+++++	+++++	832	832	0.000
44 4,4-DDE	+++++ +++++	+++++	+++++	+++++	+++++	484	484	0.000
45 4,4-DDD/2,4-DDT	+++++ +++++	+++++	+++++	+++++	+++++	622	622	0.000

Analytical Resources, Inc.

INITIAL CALIBRATION DATA

Start Cal Date : 07-JUN-2009 08:39
 End Cal Date : 07-JUN-2009 11:48
 Quant Method : ISTD
 Origin : Disabled
 Target Version : 3.50
 Integrator : HP Genie
 Method file : /chem2/ecd5.i/20090606.B/PCB2.m
 Cal Date : 08-Jun-2009 06:38 jrains
 Curve Type : Average

Compound	20.000	100.000	250.000	500.000	1000.000	0.000e+00	RRF	% RSD
	Level 1	Level 2	Level 3	Level 4	Level 5	Level 6		
	250.000							
	Level 7							
46 4,4-DDT	+++++	+++++	+++++	+++++	+++++	689	689	0.000
\$ 2 Tetrachloro-m-xylene	1.17415	1.02527	1.02059	0.98128	0.96924	+++++	1.03411	7.926
\$ 13 Decachlorobiphenyl	3.10316	2.26410	2.13628	2.03518	2.00568	+++++	2.30888	19.723

Analytical Resources Inc.
8082 DDT SCREEN REPORT

Data file 1: 20090606.B/ddts-1.b/0606B078.d

ARI ID: 0.1 PPM DDTS

ZB5 Col			ZB35 Col			ZB5	ZB35	RPD	Compound/Flag
RT	Shift	Response	RT	Shift	Response	on col	on col		
7.790	0.000	24461466	8.546	0.000	24861903	0.100	0.100	0.0	2,4-DDE
8.226	0.000	22720657	8.810	0.000	35268162	0.100	0.100	0.0	2,4-DDD
8.610	0.000	27309743	3.102	0.002	33904254	0.100	----	---	2,4-DDT
8.125	0.000	35244215	9.040	0.000	20494995	0.100	0.100	0.0	4,4-DDE
8.560	0.000	28008067	9.356	0.000	52734869	0.100	0.200	---	4,4-DDD
8.936	0.000	30263552	9.661	0.000	29188643	0.100	0.100	0.0	4,4-DDT

7E
8082 DDT BREAKDOWN VERIFICATION SUMMARY

Lab ID: DDT BD

Analysis Date: 07-JUN-2009 12:05 Init. Calib. Date: 07-JUN-2009

GC Column: ZB5 ID: 0.53 (mm)

COMPOUND	RT	AREA
4,4-DDE	8.130	265317
4,4-DDD	8.572	613259
4,4-DDT	8.936	30638873

Col 1: 4,4-DDT Percent Breakdown = 2.8 %

GC Column: ZB35 ID: 0.53 (mm)

COMPOUND	RT	AREA
4,4-DDE	9.042	92209
4,4-DDD/2,4-DDT	9.355	592048
4,4-DDT	9.661	29398976

Col 2: 4,4-DDT Percent Breakdown = 2.3 %

Analytical Resources Inc.
Dual Column PCB Quantitation Report

Data file 1: 20090606.B/ical-1.b/0606B066.d
Data file 2: 20090606.B/ical-2.b/0606B066.d
Method: /chem2/ecd5.i/20090606.B/PCB1.m
Compound Sublist: PCB
Instrument, Inj. Vol.: ecd5.i, 2ul
Quant Method: Internal Std

ARI ID: IB
Client ID:
Injection Date: 07-JUN-2009 08:22
Report Date: 06/08/2009 11:31
Matrix: SOIL
Dilution Factor: 1.000

ZB5 Col			ZB35 Col			ZB5	ZB35	RPD	Compound/Flag
RT	Shift	Response	RT	Shift	Response	on col	on col		
4.393	-0.001	15337565	4.966	-0.001	17232867	39.2	40.2	2.4	Tetrachloro-m-xylene
11.060	-0.001	13041695	11.708	0.000	11807505	36.9	36.3	1.6	Decachlorobiphenyl

- * Indicates RPD > 40%
- † Indicates Column 1 peak was manually integrated
- ‡ Indicates Column 2 peak was manually integrated

SURROGATE PERCENT RECOVERY

SURROGATE	Col1	Col2
Tetrachloro-m-xylene	98.0	100.4
Decachlorobiphenyl	92.2	90.7

JK 06/08/09

INTERNAL STANDARD SUMMARY

Standard Cpnd	Column 1		%D
	Standard Area*	Sample Area	
Bromo-Nitrobenzene	30034732	29887365	-0.5
Hexabromobiphenyl	12924817	12901852	-0.2

Standard Cpnd	Column 2		%D
	Standard Area*	Sample Area	
Bromo-Nitrobenzene	33277512	33185708	-0.3
Hexabromobiphenyl	11348053	11275214	-0.6

- * Standard Areas taken from Initial Cal Level 3
Initial Calibration Date: 07-JUN-2009
- <- Indicates standard response outside Limits (-50 to +100%)

ZB5 Col					ZB35 Col						
Aroclor	Peak#	RT	Shift	Area	Amount	Peak#	RT	Shift	Area	Amount	
Aroclor-1016	1	---			0.0	1	6.465	-0.068	14442	1.0	
Aroclor-1016	2	---			0.0	2	7.134	0.022	44850	1.4	
Aroclor-1016	3	---			0.0	3	7.290	-0.020	49770	4.0	
Aroclor-1016	4	---			0.0	4	7.933	0.038	23221	2.5	
CollAve: <3 Quant Peaks						Col2Ave: 2.2					
Aroclor-1221	1	4.610	-0.123	14815	0.9	1	5.610	0.044	233748	12.1	
Aroclor-1221	2	4.892	-0.003	176680	17.0	2	5.813	0.021	47969	4.2	
Aroclor-1221	3	---			0.0	3	5.936	0.040	82335	2.2	
Aroclor-1221	NS	---			----	4	7.290	-0.021	49770	8.3	
CollAve: <3 Quant Peaks						Col2Ave: 6.7					
Aroclor-1232	1	---			0.0	1	5.936	0.041	82335	6.7	
Aroclor-1232	2	---			0.0	2	6.465	-0.070	14442	1.3	
Aroclor-1232	3	---			0.0	3	7.134	0.020	44850	2.1	
Aroclor-1232	4	---			0.0	4	7.290	-0.020	49770	5.8	
CollAve: <3 Quant Peaks						Col2Ave: 3.9					
Aroclor-1242	1	---			0.0	1	6.465	-0.069	14442	1.0	
Aroclor-1242	2	---			0.0	2	7.134	0.021	44850	1.5	
Aroclor-1242	3	---			0.0	3	7.290	-0.020	49770	4.4	
Aroclor-1242	4	---			0.0	4	8.125	-0.063	67906	13.3	
CollAve: <3 Quant Peaks						Col2Ave: 5.0					
Aroclor-1248	1	---			0.0	1	7.134	0.026	44850	2.4	
Aroclor-1248	2	---			0.0	2	7.557	0.022	53009	5.0	
Aroclor-1248	3	---			0.0	3	7.933	0.038	23221	1.7	
Aroclor-1248	4	---			0.0	4	8.125	-0.117	67906	3.8	
CollAve: <3 Quant Peaks						Col2Ave: 3.2					
Aroclor-1254	1	---			0.0	1	8.526	0.054	79756	4.2	
Aroclor-1254	2	---			0.0	2	8.871	-0.002	33010	2.6	
Aroclor-1254	3	8.243	0.013	78940	2.8	3	8.975	-0.009	56744	2.2	
Aroclor-1254	4	8.389	-0.103	58899	2.0	4	9.160	0.016	30781	1.1	
Aroclor-1254	5	---			0.0	5	9.493	-0.042	59307	3.5	
CollAve: <3 Quant Peaks						Col2Ave: 2.7					
Aroclor-1260	1	9.184	0.037	76632	5.5	1	9.257	-0.033	23195	1.1	
Aroclor-1260	2	---			0.0	2	10.070	0.010	10313	0.8	
Aroclor-1260	3	9.617	-0.002	116889	3.5	3	10.206	-0.012	22407	0.6	
Aroclor-1260	4	9.873	-0.025	129756	7.5	4	10.623	0.004	16843	0.8	
Aroclor-1260	5	---			0.0	NS	---		----	----	
Total CollAve (3 peaks):				5.5	Total Col2Ave (4 peaks):				0.8	RPD = 148*	
Corrected Ave: < 3 Peaks					Corrected Ave (3 peaks):				0.7		
Aroclor-1262	1	---			0.0	1	10.070	0.011	10313	0.4	
Aroclor-1262	2	9.617	-0.002	116889	1.8	2	10.206	-0.012	22407	0.3	
Aroclor-1262	3	9.873	-0.096	129756	4.6	3	10.623	0.052	16843	0.6	
Aroclor-1262	4	---			0.0	4	---			0.0	
Aroclor-1262	5	10.422	-0.033	32514	1.4	5	11.035	-0.048	437828	19.0	
Total CollAve (3 peaks):				2.6	Total Col2Ave (4 peaks):				5.1	RPD = 65*	
Corrected Ave: < 3 Peaks					Corrected Ave (3 peaks):				0.4		
Aroclor-1268	1	9.873	-0.097	129756	2.4	1	10.623	0.052	16843	0.3	
Aroclor-1268	2	---			0.0	2	---			0.0	
Aroclor-1268	3	10.233	-0.047	175029	4.2	3	10.879	-0.009	18845	0.5	
Aroclor-1268	4	10.804	0.012	1155506	9.8	4	11.418	0.002	15641	0.1	
Total CollAve (3 peaks):				5.5	Total Col2Ave (3 peaks):				0.3	RPD = 178*	
Corrected Ave: < 3 Peaks					Corrected Ave: < 3 Peaks						

Total PCB Area Coll (4.494 - 10.960) = 3642830

Coll Total PCB = 0.0 ppm*

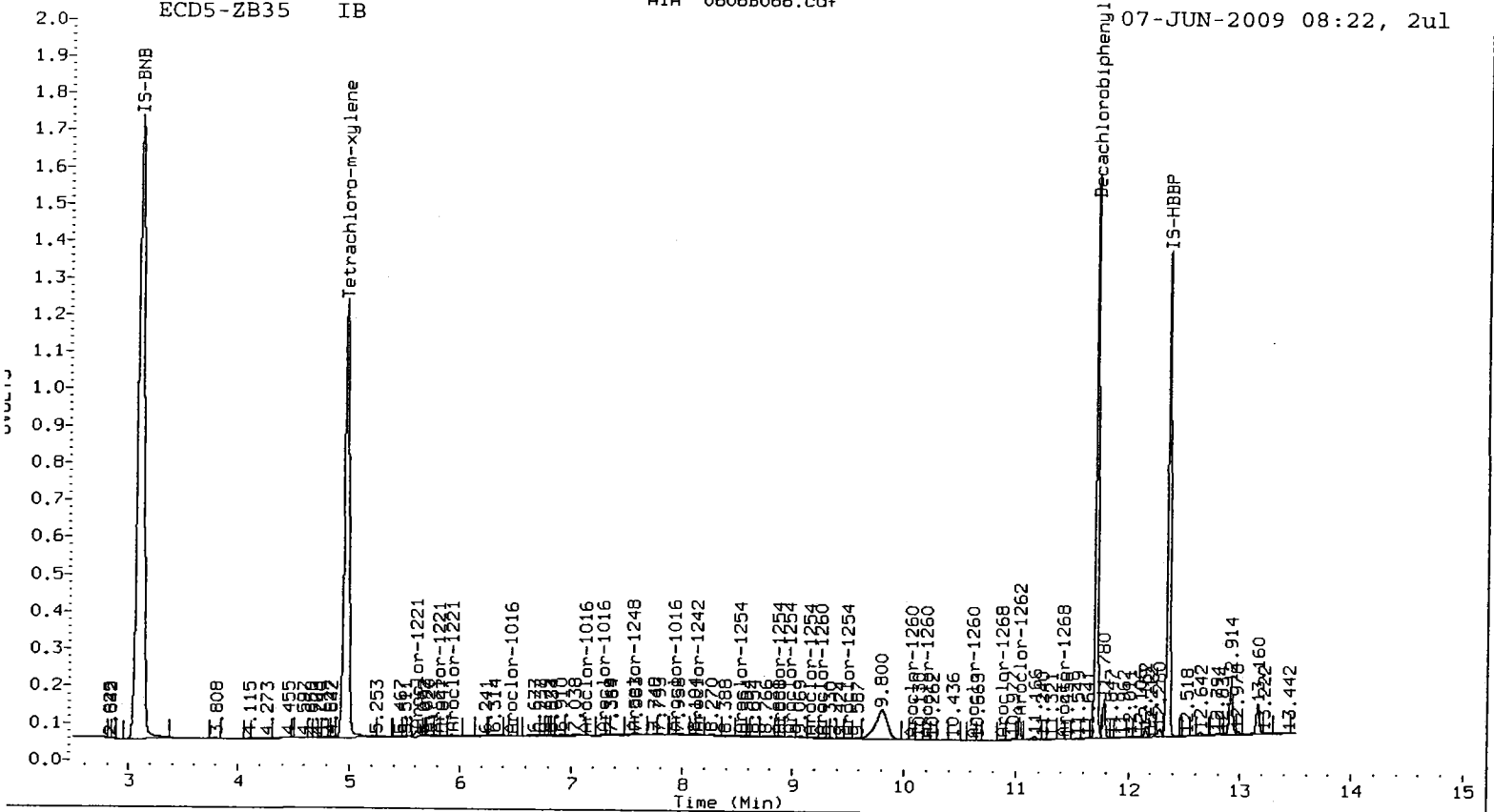
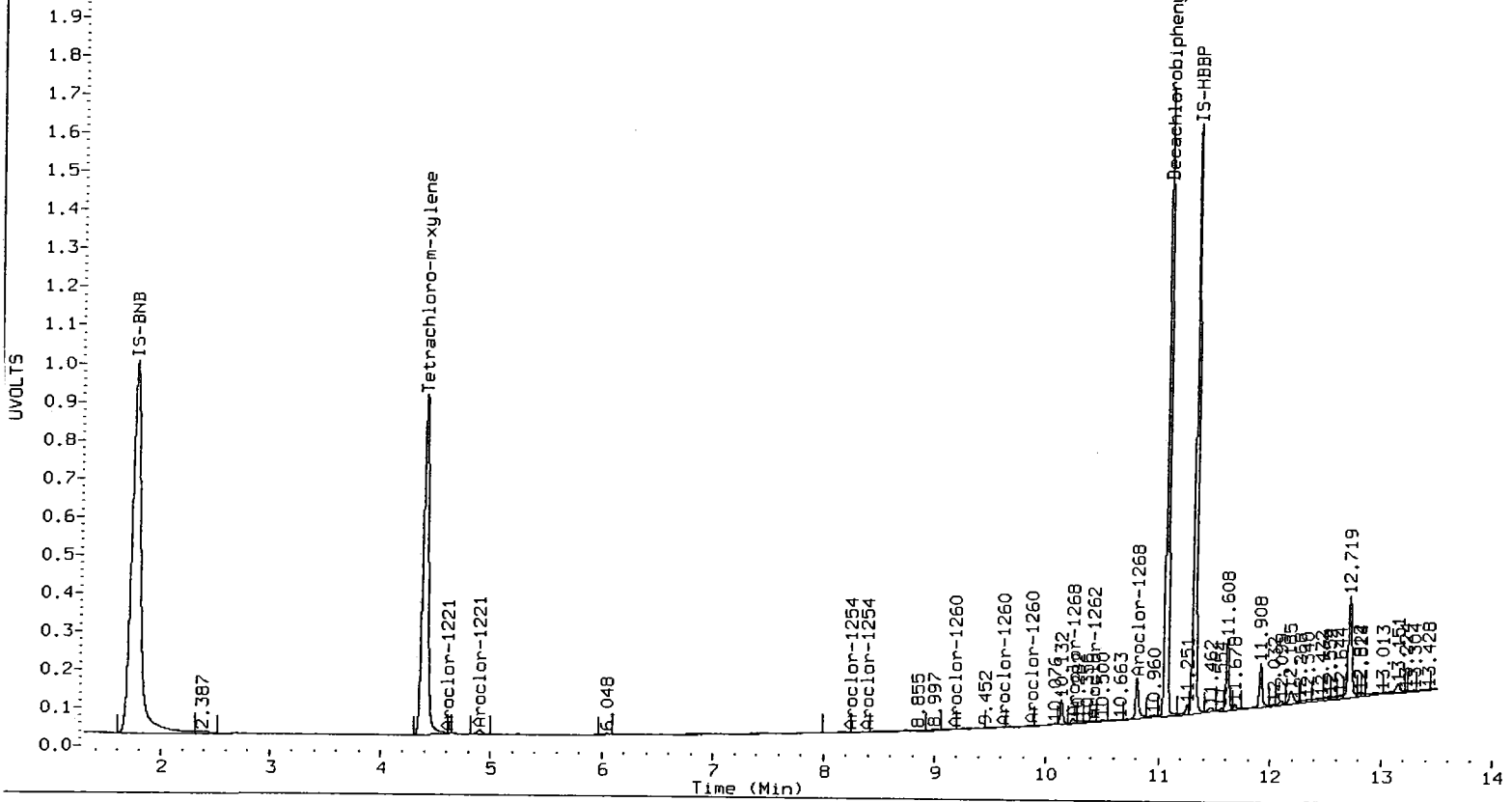
Total PCB Area Col2 (5.067 - 11.608) = 6423620

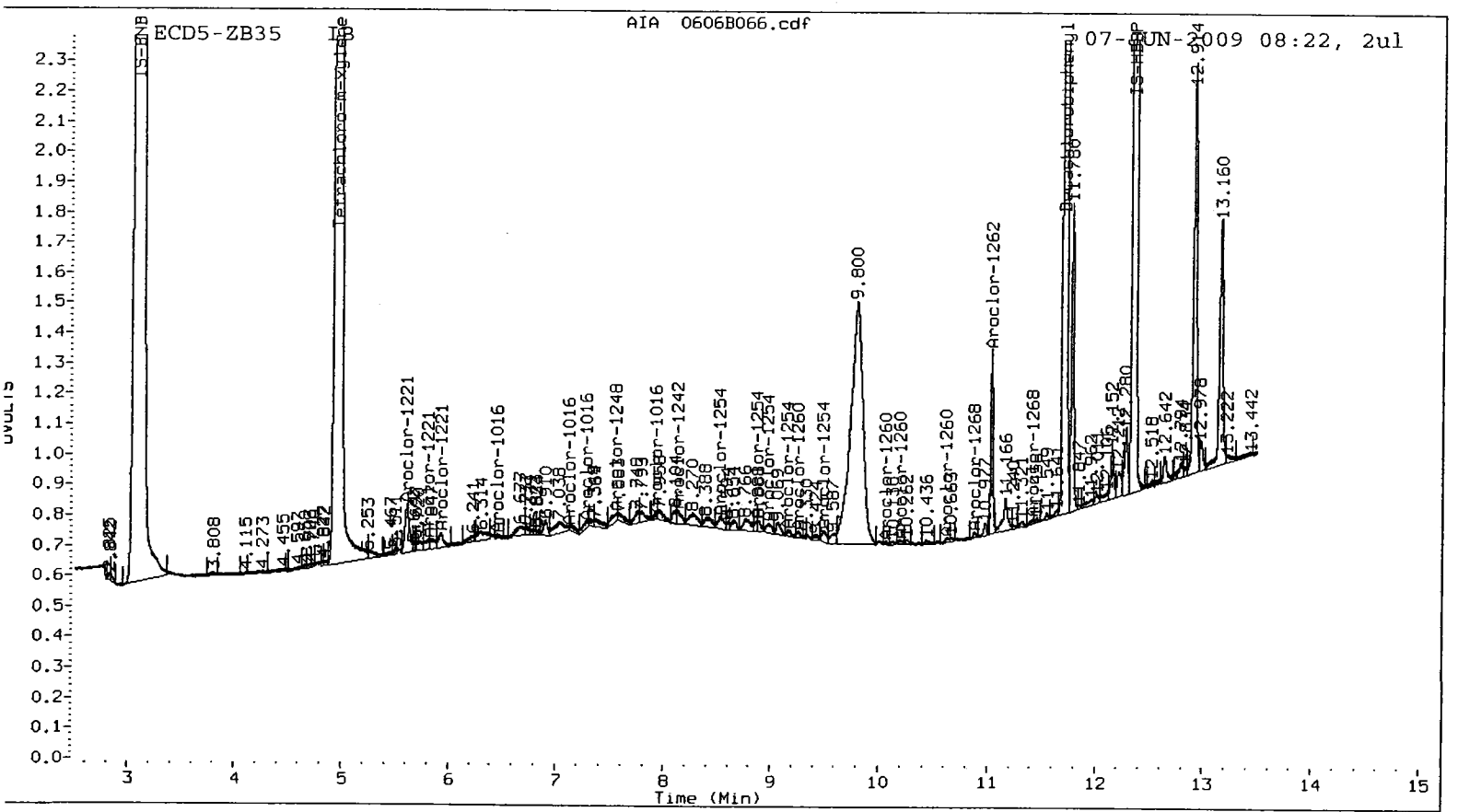
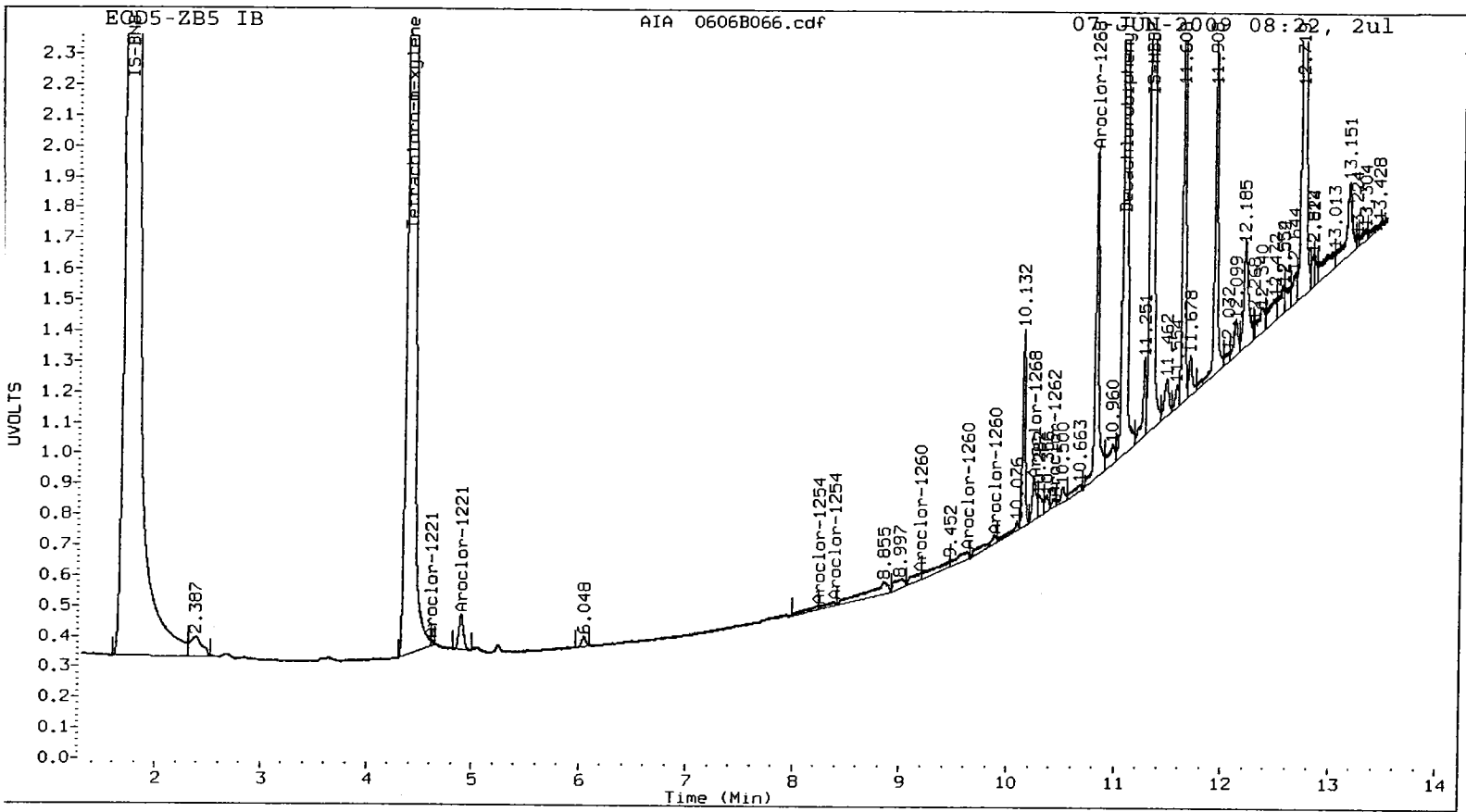
Col2 Total PCB = 0.0 ppm*

* Quantitated against AR1660 0.25ppm in Ical

PCB-Form 10 Mod.

PB35:00810





Analytical Resources Inc.
Dual Column PCB Quantitation Report

Data file 1: 20090606.B/ical-1.b/0606B067.d
Data file 2: 20090606.B/ical-2.b/0606B067.d
Method: /chem2/ecd5.i/20090606.B/PCB1.m
Compound Sublist: AR1660
Instrument, Inj. Vol.: ecd5.i, 2ul
Quant Method: Internal Std

ARI ID: 0.25 PPM AR1660
Client ID:
Injection Date: 07-JUN-2009 08:39
Report Date: 06/08/2009 11:31
Matrix: SOIL
Dilution Factor: 1.000

RT	ZB5 Col Shift Response	ZB35 Col Shift Response	RT	ZB5 on col	ZB35 on col	RPD	Compound/Flag
4.393	-0.001 8043575	4.966 -0.001 8490693	20.5	19.7	3.6	Tetrachloro-m-xylene	
11.059	-0.001 6686123	11.707 -0.001 6060642	18.9	18.5	1.9	Decachlorobiphenyl	

- * Indicates RPD > 40%
- 1 Indicates Column 1 peak was manually integrated
- 2 Indicates Column 2 peak was manually integrated

SURROGATE PERCENT RECOVERY

SURROGATE	Col1	Col2
Tetrachloro-m-xylene	51.1	49.3
Decachlorobiphenyl	47.2	46.3

R 06/08/09

INTERNAL STANDARD SUMMARY

Standard Cpnd	Column 1		%D
	Standard Area*	Sample Area	
Bromo-Nitrobenzene	30034732	30034732	0.0
Hexabromobiphenyl	12924817	12924817	0.0

Standard Cpnd	Column 2		%D
	Standard Area*	Sample Area	
Bromo-Nitrobenzene	33277512	33277512	0.0
Hexabromobiphenyl	11348053	11348053	0.0

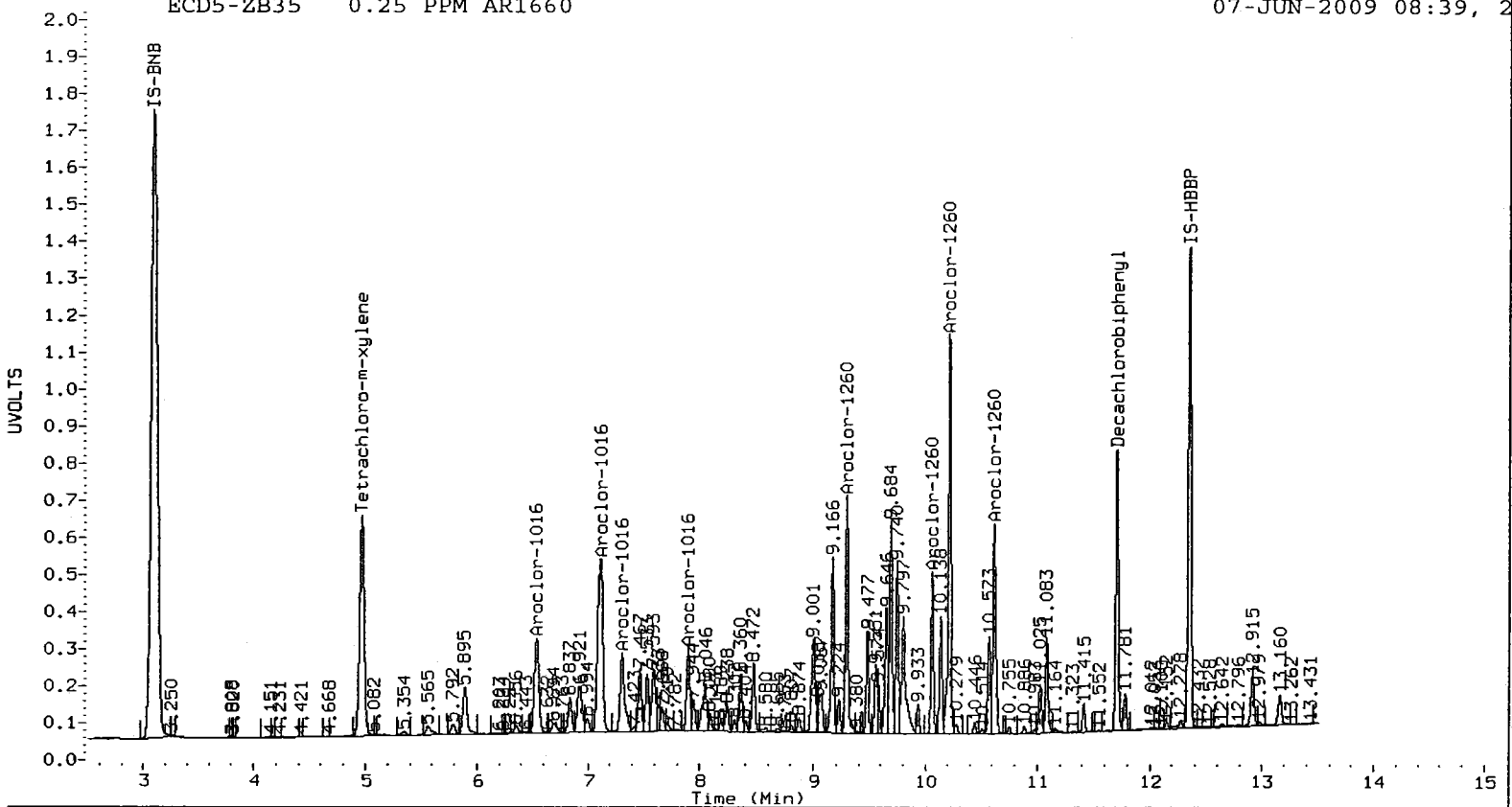
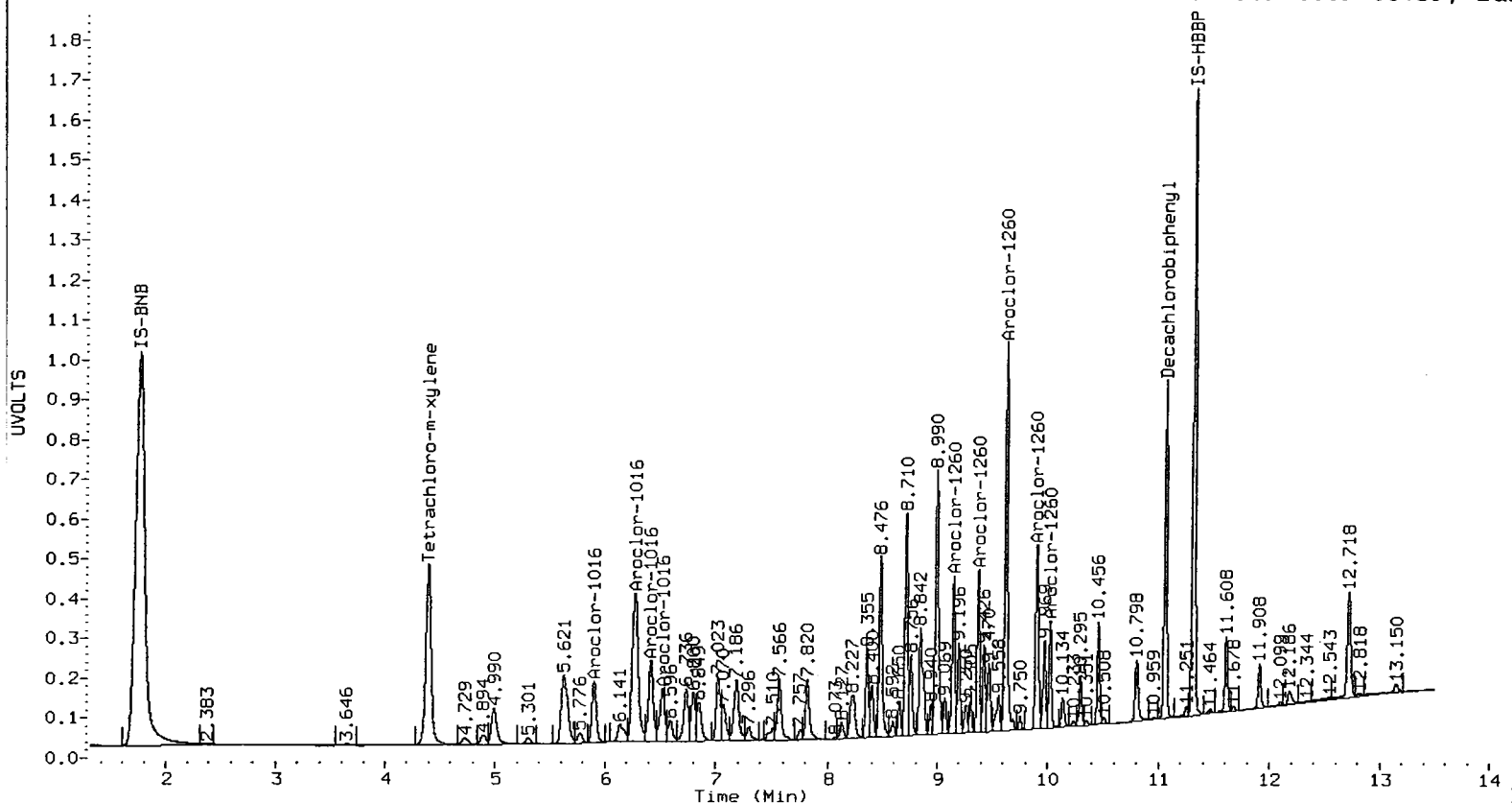
- * Standard Areas taken from Initial Cal Level 3
Initial Calibration Date: 07-JUN-2009
- <- Indicates standard response outside Limits (-50 to +100%)

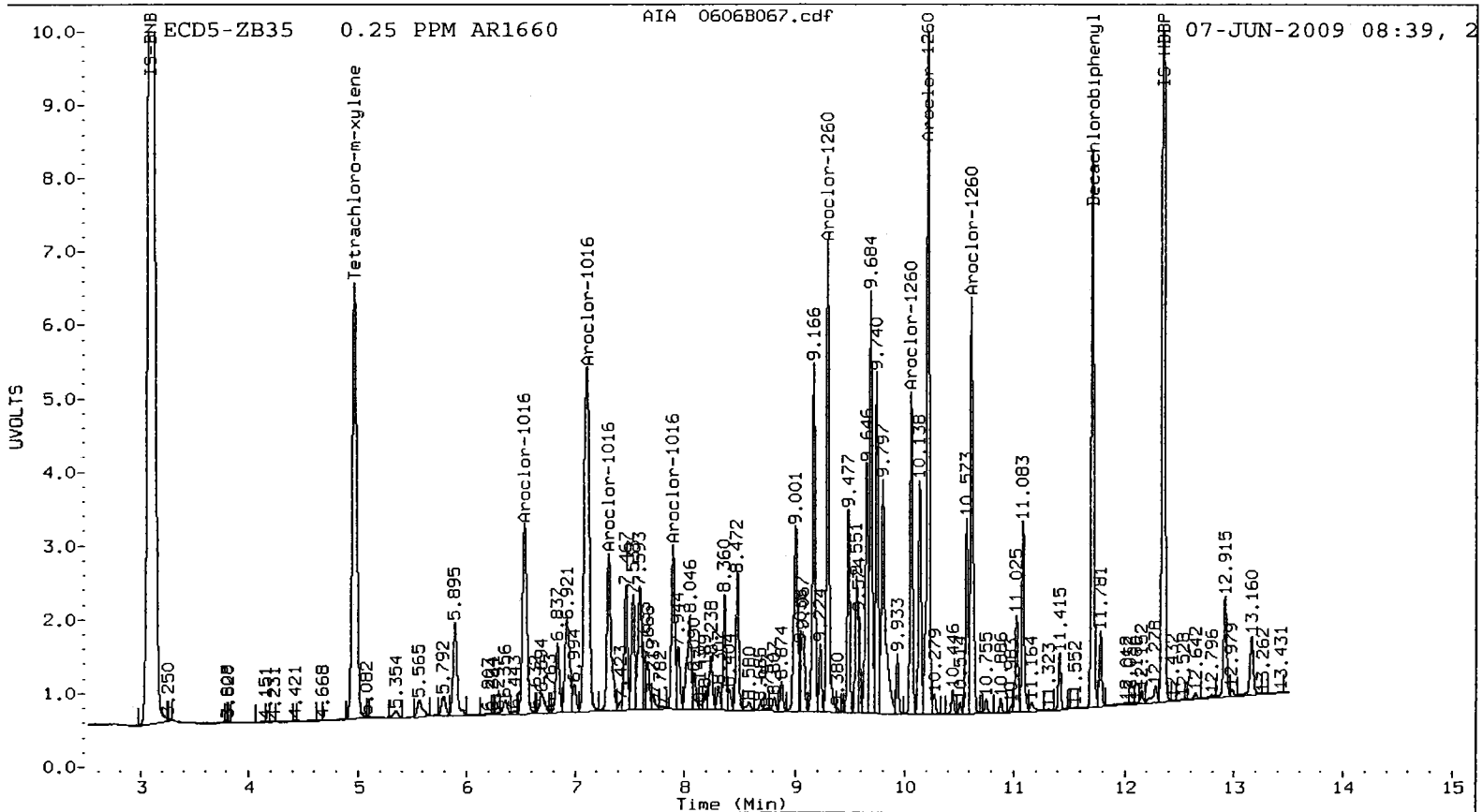
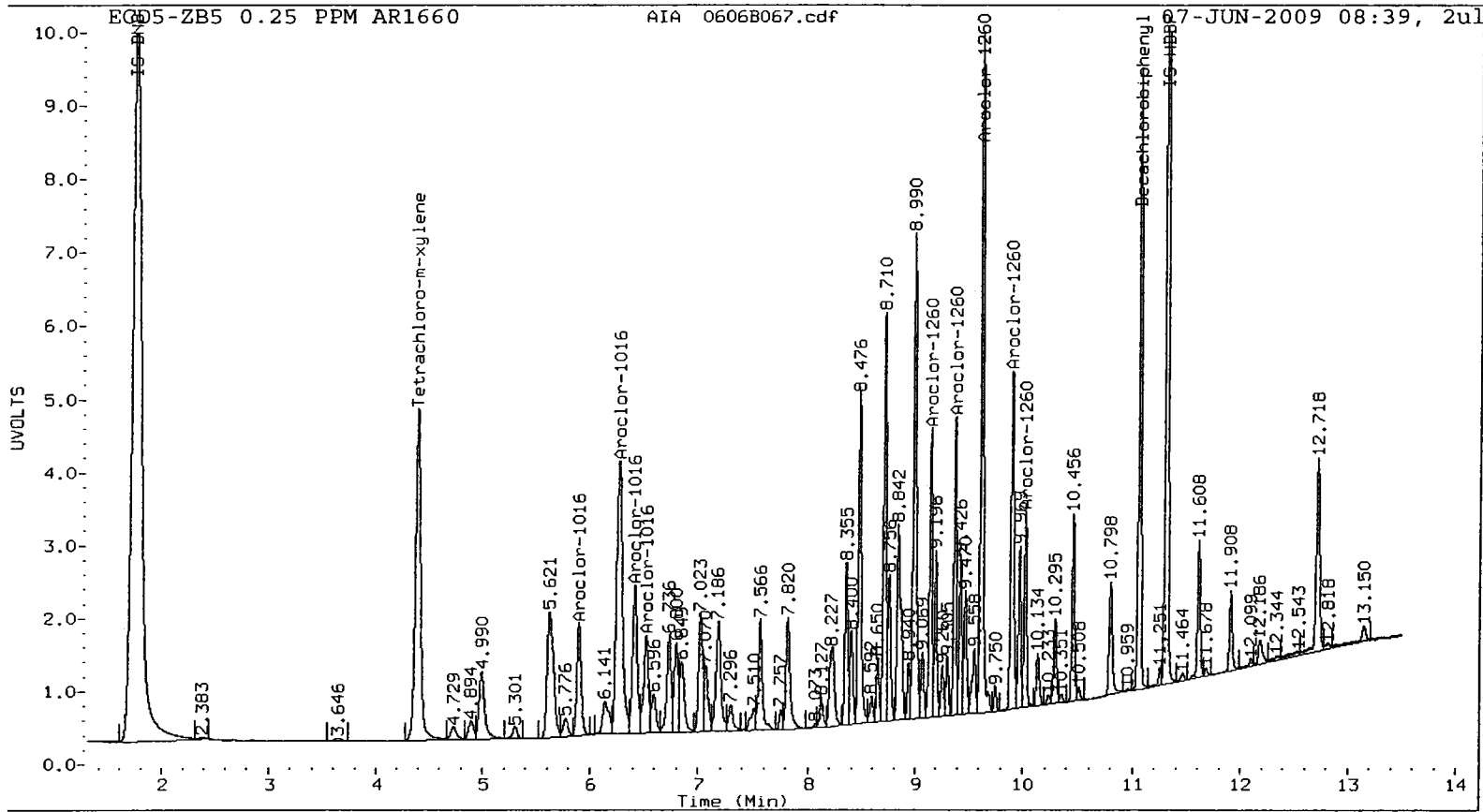
ZB5 Col						ZB35 Col					
Aroclor	Peak#	RT	Shift	Area	Amount	Peak#	RT	Shift	Area	Amount	
Aroclor-1016	1	5.899	-0.001	2225269	244.9	1	6.532	0.000	3780974	249.4	
Aroclor-1016	2	6.273	-0.001	7290358	249.3	2	7.114	0.002	7703710	243.1	
Aroclor-1016	3	6.419	0.001	3110518	249.0	3	7.310	0.000	2923915	236.4	
Aroclor-1016	4	6.524	-0.001	2057025	257.1	4	7.895	0.000	2289624	242.6	
Total Col1Ave (4 peaks):				250.1		Total Col2Ave (4 peaks):				242.9	RPD = 3
Corrected Ave (3 peaks):				247.7		Corrected Ave (3 peaks):				240.7	RPD = 3
Aroclor-1260	1	9.146	-0.001	3519632	253.6	1	9.290	0.000	5271734	247.3	
Aroclor-1260	2	9.373	-0.001	3359351	255.2	2	10.059	0.000	3381112	244.6	
Aroclor-1260	3	9.619	-0.001	8740589	261.2	3	10.218	-0.001	8675516	244.3	
Aroclor-1260	4	9.898	0.000	4385171	252.7	4	10.618	-0.001	4977121	236.0	
Aroclor-1260	5	10.020	-0.001	2196409	259.4	NS	---			----	
Total Col1Ave (5 peaks):				256.4		Total Col2Ave (4 peaks):				243.0	RPD = 5
Corrected Ave (4 peaks):				255.2		Corrected Ave (3 peaks):				241.6	RPD = 5

Total PCB Area Col1 (4.494 - 10.960) = 107446649 Col1 Total PCB = 0.5 ppm*

Total PCB Area Col2 (5.067 - 11.608) = 101325007 Col2 Total PCB = 0.5 ppm*

* Quantitated against AR1660 0.25ppm in Ical





Analytical Resources Inc.
Dual Column PCB Quantitation Report

Data file 1: 20090606.B/ical-1.b/0606B068.d
Data file 2: 20090606.B/ical-2.b/0606B068.d
Method: /chem2/ecd5.i/20090606.B/PCB1.m
Compound Sublist: AR1660
Instrument, Inj. Vol.: ecd5.i, 2ul
Quant Method: Internal Std

ARI ID: 0.02 PPM AR1660
Client ID:
Injection Date: 07-JUN-2009 08:56
Report Date: 06/08/2009 11:31
Matrix: SOIL
Dilution Factor: 1.000

ZB5 Col			ZB35 Col			ZB5	ZB35	RPD	Compound/Flag
RT	Shift	Response	RT	Shift	Response	on col	on col		
4.393	-0.001	641604	4.966	-0.001	767506	1.7	1.8	8.5	Tetrachloro-m-xylene
11.058	-0.002	746051	11.709	0.001	691010	2.1	2.2	1.5	Decachlorobiphenyl

- * Indicates RPD > 40%
- M Indicates Column 1 peak was manually integrated
- N Indicates Column 2 peak was manually integrated

SURROGATE PERCENT RECOVERY

SURROGATE	Col1	Col2
Tetrachloro-m-xylene	4.2	4.5
Decachlorobiphenyl	5.3	5.4

AK 06/08/09

INTERNAL STANDARD SUMMARY

Standard Cpnd	Column 1		%D
	Standard Area*	Sample Area	
Bromo-Nitrobenzene	30034732	29369163	-2.2
Hexabromobiphenyl	12924817	12848888	-0.6

Standard Cpnd	Column 2		%D
	Standard Area*	Sample Area	
Bromo-Nitrobenzene	33277512	32683455	-1.8
Hexabromobiphenyl	11348053	11133973	-1.9

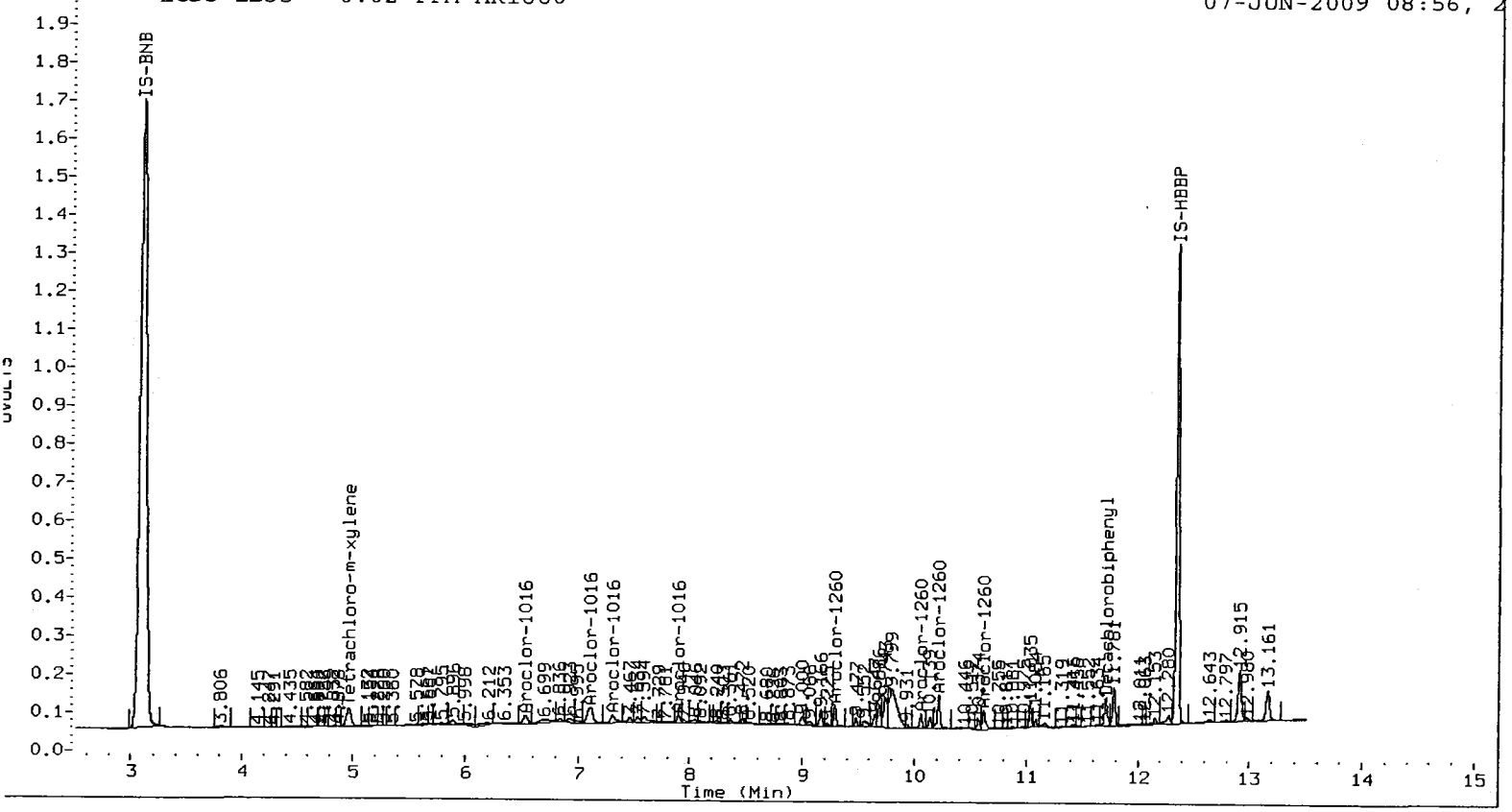
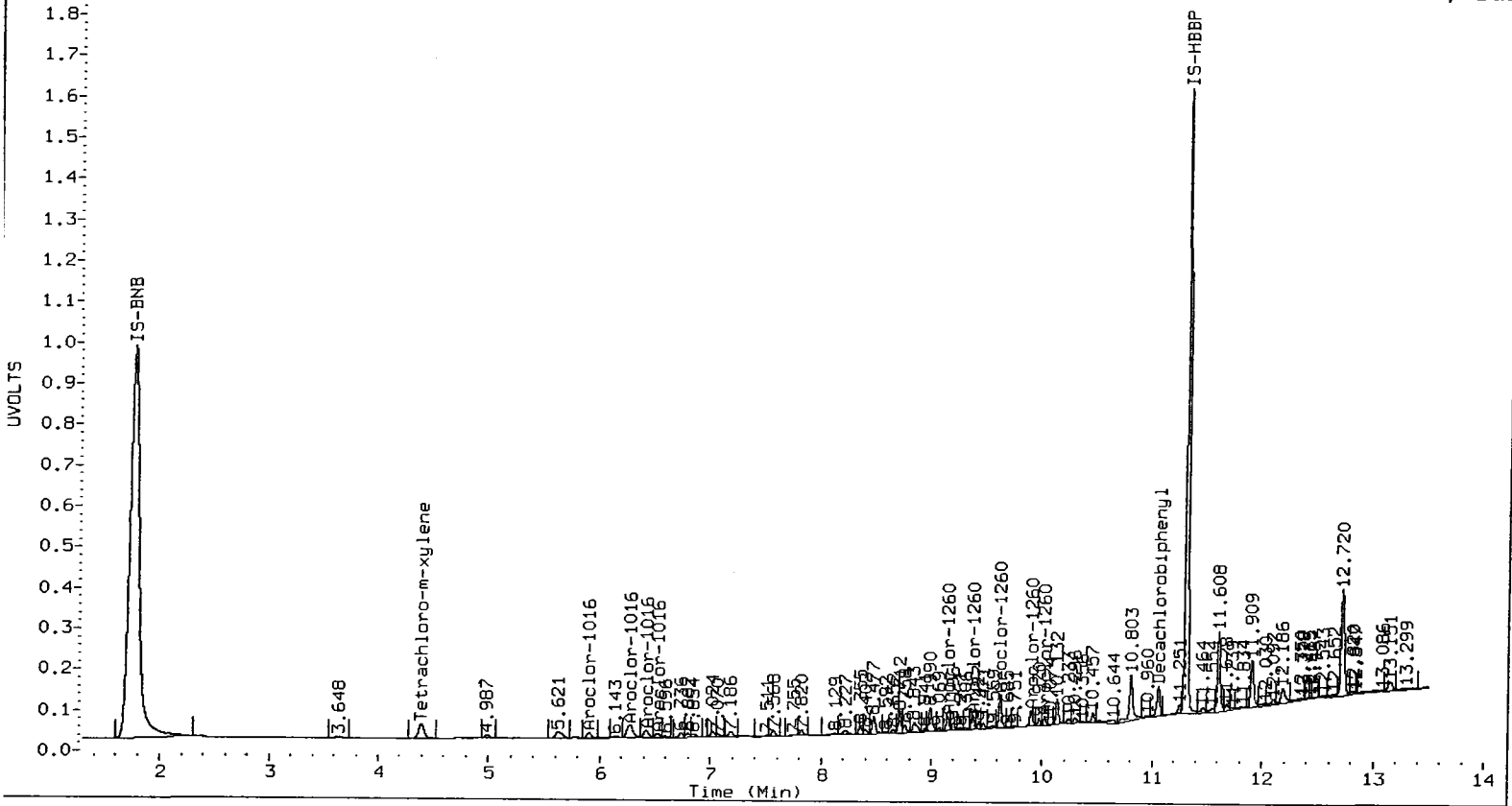
- * Standard Areas taken from Initial Cal Level 3
Initial Calibration Date: 07-JUN-2009
- <- Indicates standard response outside Limits (-50 to +100%)

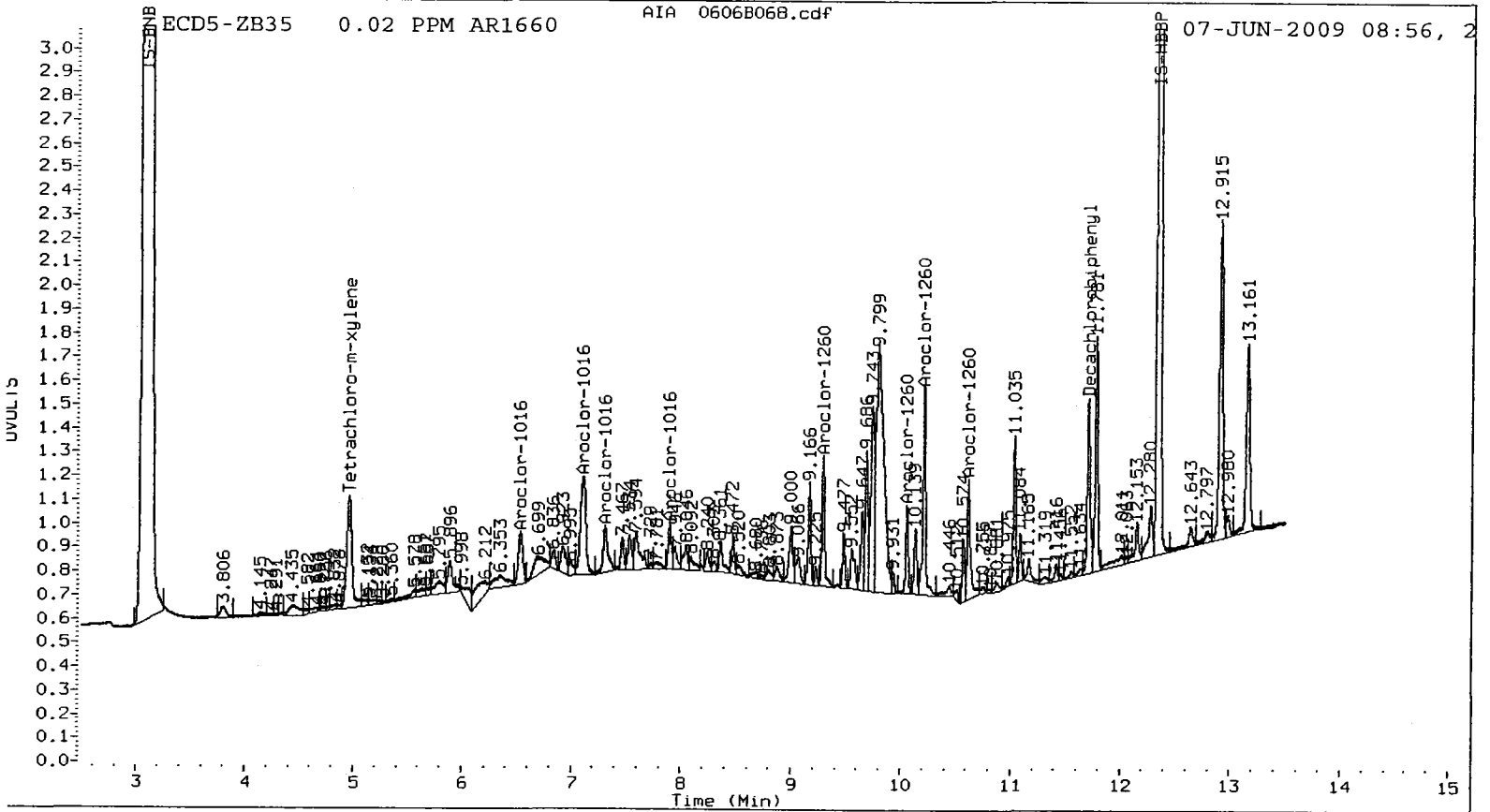
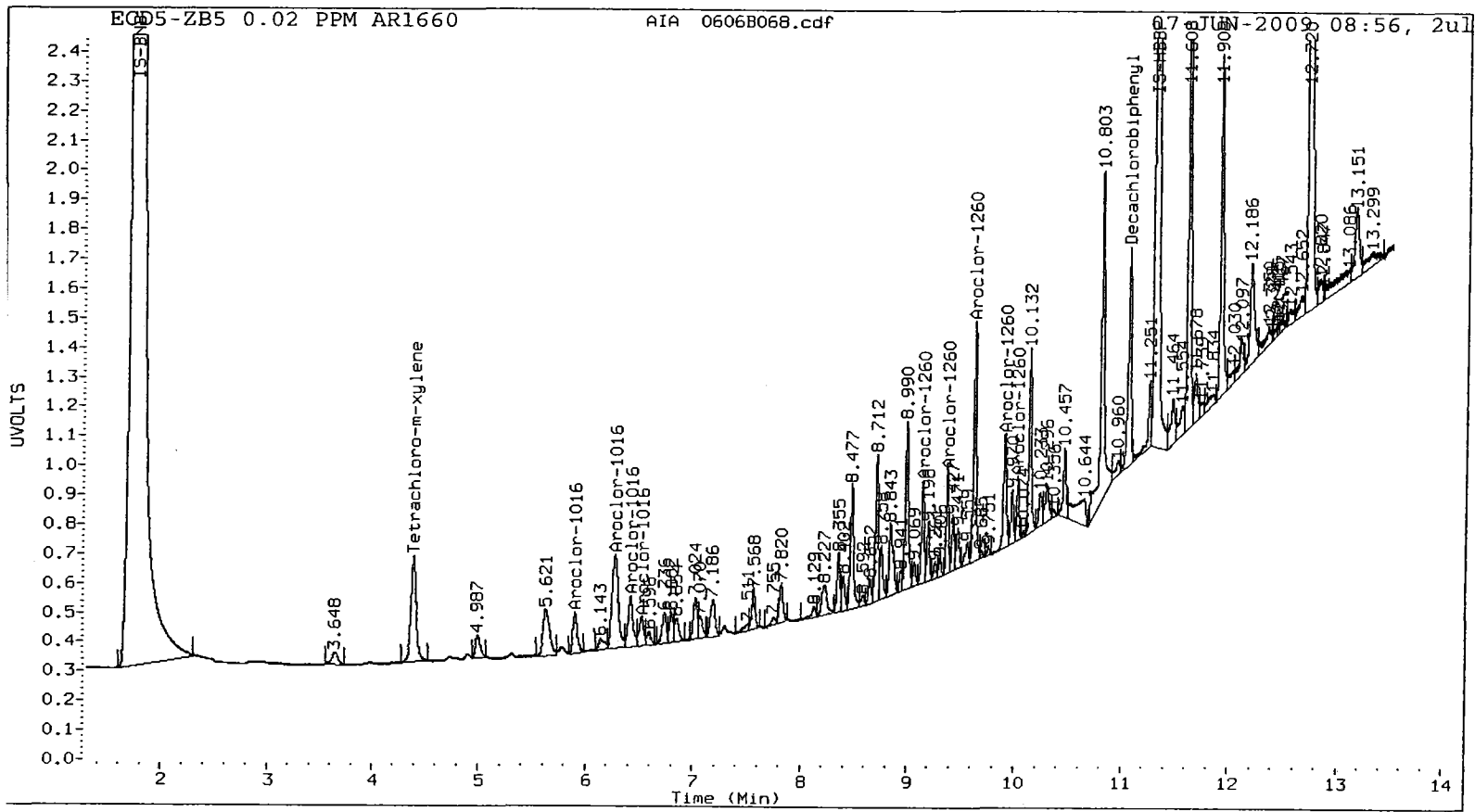
ZB5 Col						ZB35 Col					
Aroclor	Peak#	RT	Shift	Area	Amount	Peak#	RT	Shift	Area	Amount	
Aroclor-1016	1	5.903	0.003	196574	22.1	1	6.533	0.000	326685	21.9	
Aroclor-1016	2	6.279	0.005	641204	22.4	2	7.111	-0.001	732468	23.5	
Aroclor-1016	3	6.423	0.005	277170	22.7	3	7.309	0.000	299838	24.7	
Aroclor-1016	4	6.526	0.002	149307	19.1	4	7.896	0.001	206775	22.3	
Total Col1Ave (4 peaks):				21.6		Total Col2Ave (4 peaks):				23.1	RPD = 7
Corrected Ave (3 peaks):				21.2		Corrected Ave (3 peaks):				22.6	RPD = 6
Aroclor-1260	1	9.147	0.000	304988	22.1	1	9.290	0.000	461532	22.1	
Aroclor-1260	2	9.373	-0.001	279733	21.4	2	10.060	0.000	311579	23.0	
Aroclor-1260	3	9.620	0.000	721604	21.7	3	10.219	0.000	790453	22.7	
Aroclor-1260	4	9.899	0.001	373730	21.7	4	10.619	0.000	530672	25.6	
Aroclor-1260	5	10.021	0.000	167536	19.9	NS	---			----	
Total Col1Ave (5 peaks):				21.3		Total Col2Ave (4 peaks):				23.3	RPD = 9
Corrected Ave (4 peaks):				21.2		Corrected Ave (3 peaks):				22.6	RPD = 6

Total PCB Area Col1 (4.494 - 10.960) = 11511820 Col1 Total PCB = 0.1 ppm*

Total PCB Area Col2 (5.067 - 11.608) = 14746772 Col2 Total PCB = 0.1 ppm*

* Quantitated against AR1660 0.25ppm in Ical





Analytical Resources Inc.
Dual Column PCB Quantitation Report

Data file 1: 20090606.B/ical-1.b/0606B069.d
Data file 2: 20090606.B/ical-2.b/0606B069.d
Method: /chem2/ecd5.i/20090606.B/PCB1.m
Compound Sublist: AR1660
Instrument, Inj. Vol.: ecd5.i, 2ul
Quant Method: Internal Std

ARI ID: 1 PPM AR1660
Client ID:
Injection Date: 07-JUN-2009 09:13
Report Date: 06/08/2009 11:31
Matrix: SOIL
Dilution Factor: 1.000

ZB5 Col			ZB35 Col			ZB5	ZB35	RPD	Compound/Flag
RT	Shift	Response	RT	Shift	Response	on col	on col		
4.394	0.001	30367438	4.967	-0.001	33692144	73.4	75.0	2.1	Tetrachloro-m-xylene
11.060	0.000	25531256	11.709	0.001	23985973	67.8	69.5	2.5	Decachlorobiphenyl

- * Indicates RPD > 40%
- 4 Indicates Column 1 peak was manually integrated
- √ Indicates Column 2 peak was manually integrated

SURROGATE PERCENT RECOVERY

SURROGATE	Col1	Col2
Tetrachloro-m-xylene	183.5	187.5
Decachlorobiphenyl	169.4	173.7

06/08/09

INTERNAL STANDARD SUMMARY

Standard Cpnd	Column 1		%D
	Standard Area*	Sample Area	
Bromo-Nitrobenzene	30034732	31598915	5.2
Hexabromobiphenyl	12924817	13740600	6.3

Standard Cpnd	Column 2		%D
	Standard Area*	Sample Area	
Bromo-Nitrobenzene	33277512	34761569	4.5
Hexabromobiphenyl	11348053	11959049	5.4

- * Standard Areas taken from Initial Cal Level 3
Initial Calibration Date: 07-JUN-2009
- <- Indicates standard response outside Limits (-50 to +100%)

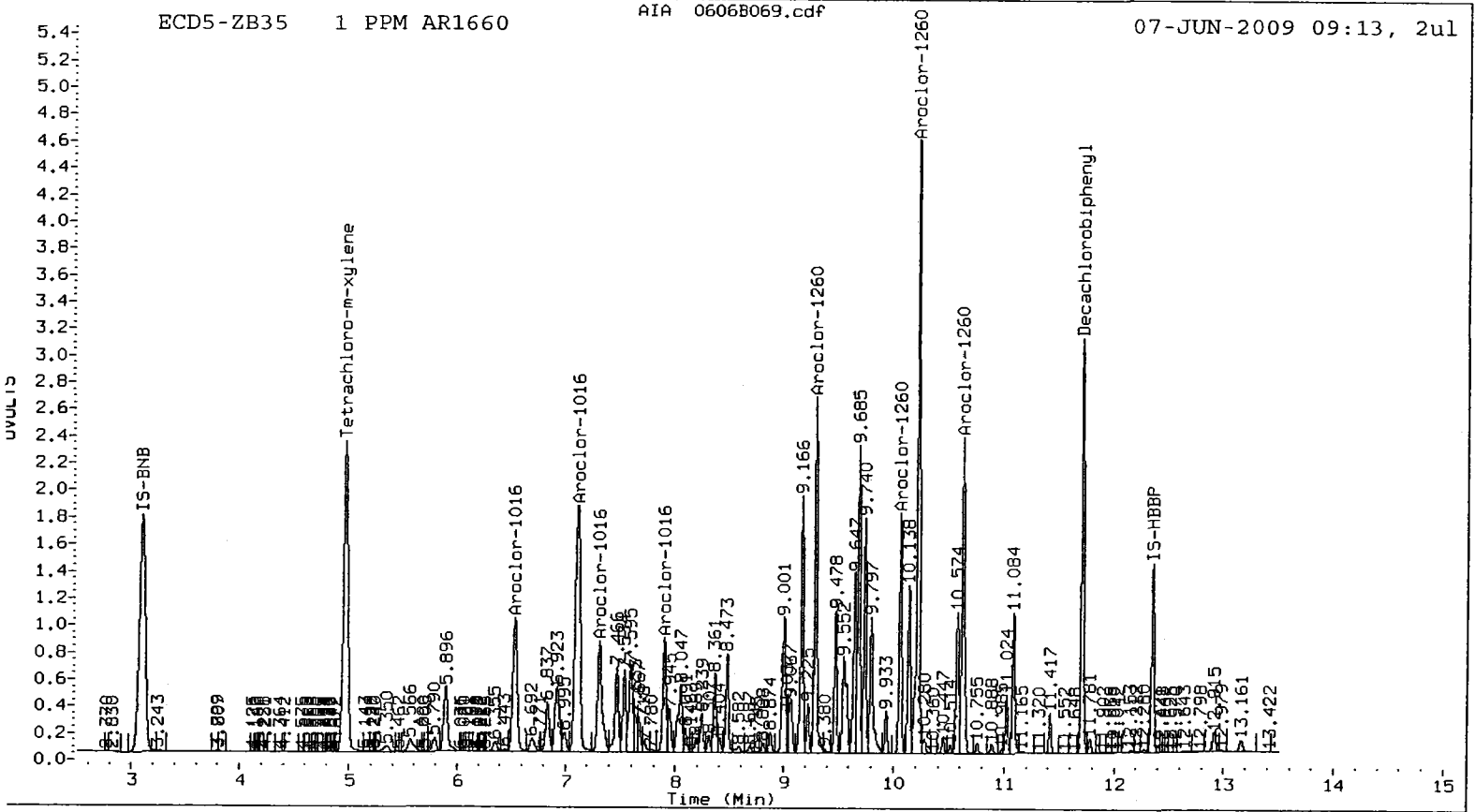
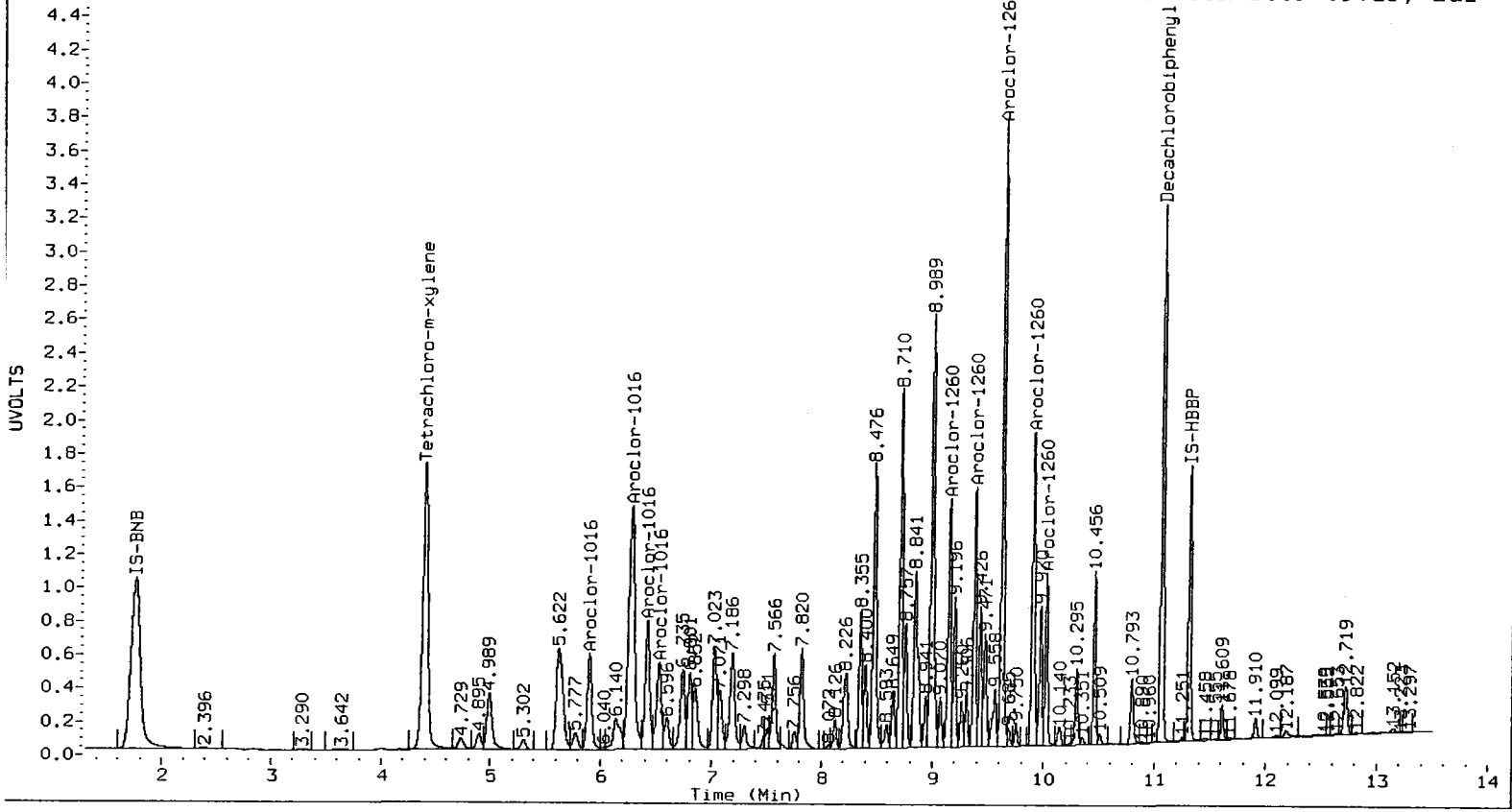
ZB5 Col					ZB35 Col						
Aroclor	Peak#	RT	Shift	Area	Amount	Peak#	RT	Shift	Area	Amount	
Aroclor-1016	1	5.900	0.000	8493782	888.6	1	6.534	0.001	14577409	920.4	
Aroclor-1016	2	6.274	-0.001	27344889	888.7	2	7.112	0.000	30111413	909.5	
Aroclor-1016	3	6.418	0.000	11381546	866.1	3	7.310	0.000	11394488	882.1	
Aroclor-1016	4	6.524	-0.001	7880355	936.3	4	7.896	0.001	9127714	926.0	
Total Col1Ave (4 peaks):				895.0	Total Col2Ave (4 peaks):				909.5	RPD = 2	
Corrected Ave (3 peaks):				881.2	Corrected Ave (3 peaks):				904.0	RPD = 3	

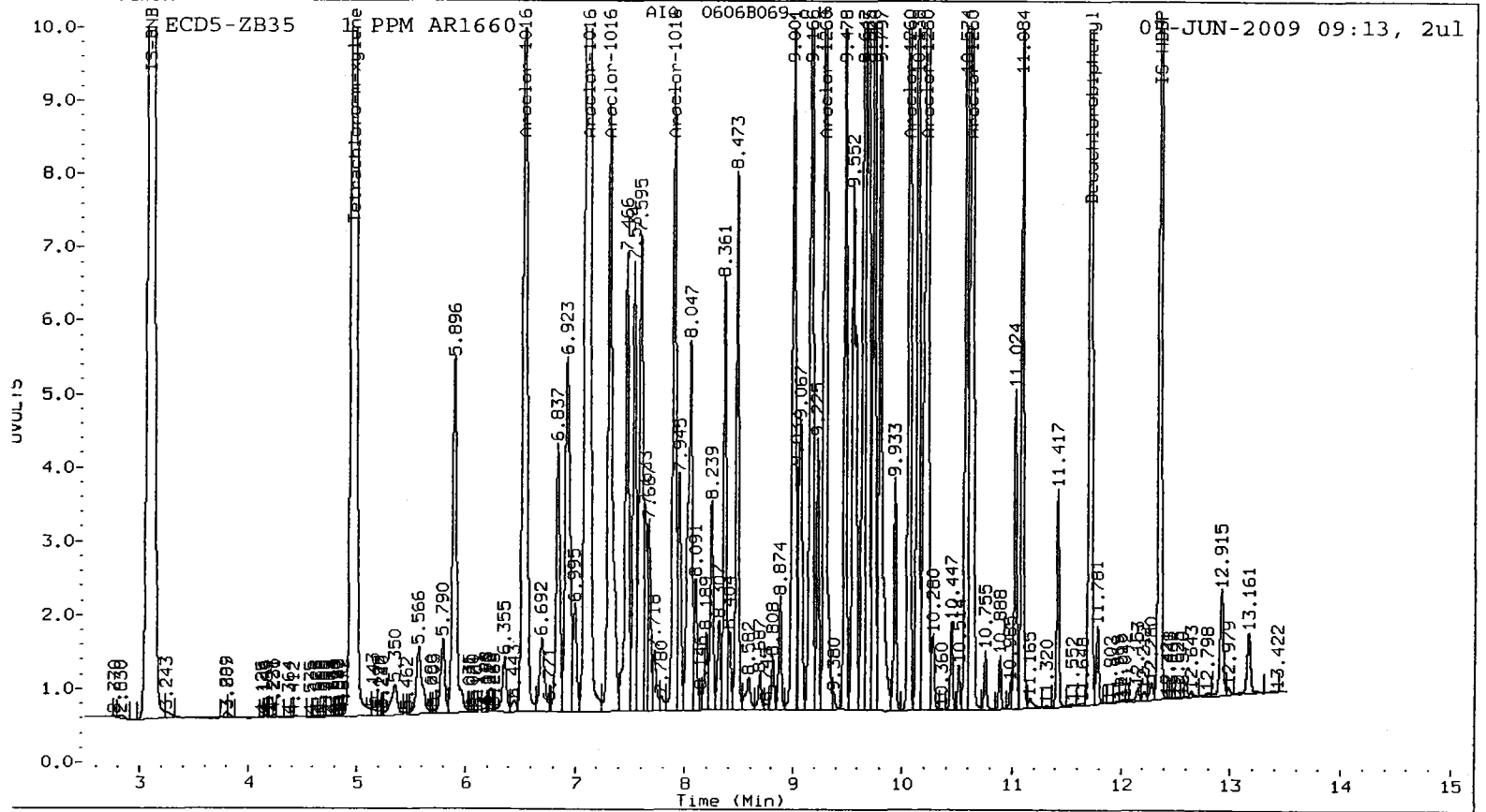
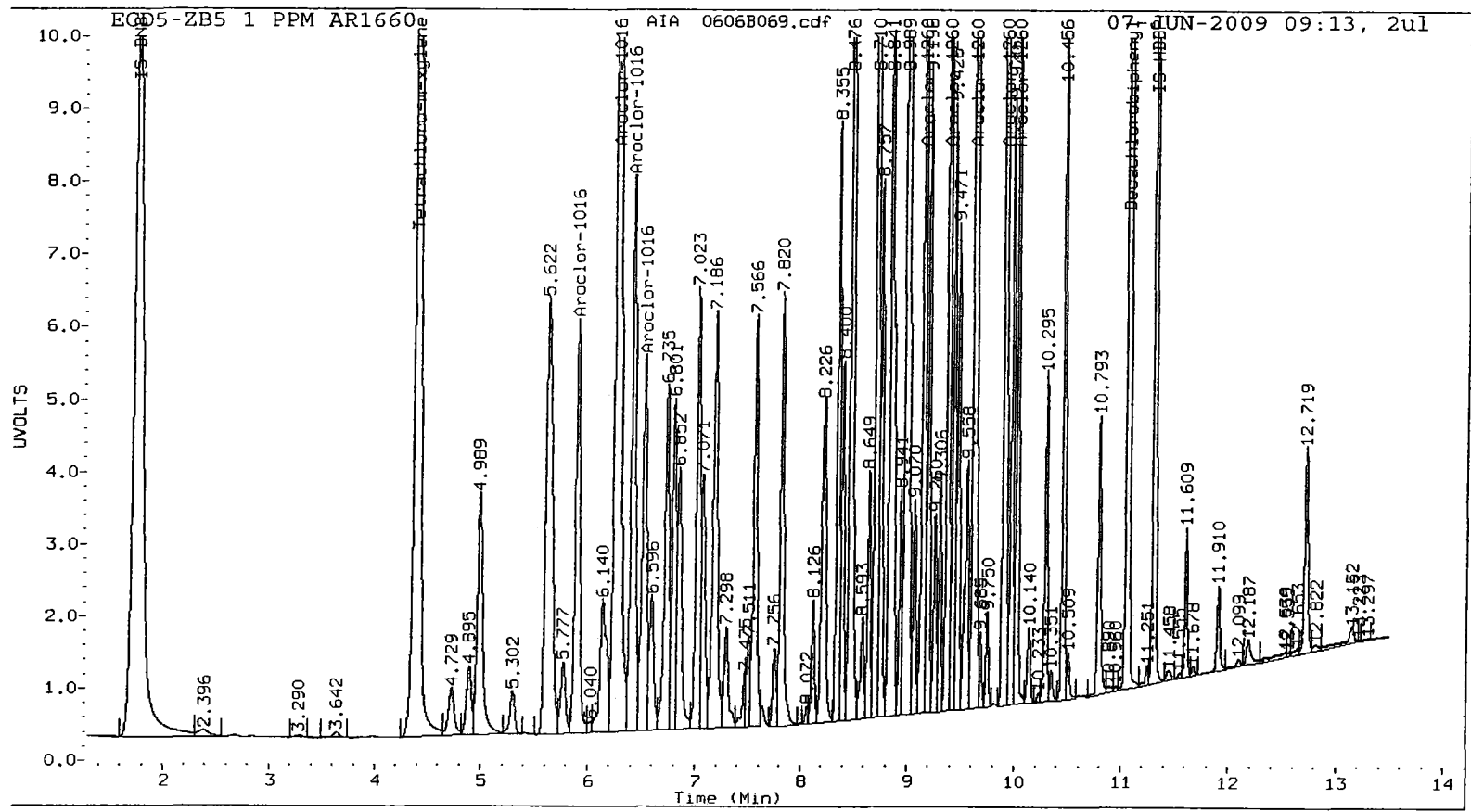
Aroclor-1260	1	9.146	-0.001	13287485	900.7	1	9.291	0.001	21083258	938.3	
Aroclor-1260	2	9.374	0.000	12796613	914.3	2	10.060	0.000	13587870	932.8	
Aroclor-1260	3	9.619	-0.001	31445037	883.9	3	10.219	0.000	35805237	956.8	
Aroclor-1260	4	9.898	0.000	16976180	920.1	4	10.620	0.000	20166723	907.3	
Aroclor-1260	5	10.020	0.000	8555361	950.3	NS	---			----	
Total Col1Ave (5 peaks):				913.8	Total Col2Ave (4 peaks):				933.8	RPD = 2	
Corrected Ave (4 peaks):				904.7	Corrected Ave (3 peaks):				926.2	RPD = 2	

Total PCB Area Col1 (4.494 - 10.960) = 401918273 Col1 Total PCB = 1.8 ppm*

Total PCB Area Col2 (5.067 - 11.608) = 389160303 Col2 Total PCB = 1.8 ppm*

* Quantitated against AR1660 0.25ppm in Ical





Analytical Resources Inc.
Dual Column PCB Quantitation Report

Data file 1: 20090606.B/ical-1.b/0606B070.d
Data file 2: 20090606.B/ical-2.b/0606B070.d
Method: /chem2/ecd5.i/20090606.B/PCB1.m
Compound Sublist: AR1660
Instrument, Inj. Vol.: ecd5.i, 2ul
Quant Method: Internal Std

ARI ID: 0.1 PPM AR1660
Client ID:
Injection Date: 07-JUN-2009 09:30
Report Date: 06/08/2009 11:31
Matrix: SOIL
Dilution Factor: 1.000

ZB5 Col			ZB35 Col			ZB5	ZB35	RPD	Compound/Flag
RT	Shift	Response	RT	Shift	Response	on col	on col		
4.393	0.000	3296875	4.966	-0.001	3404406	8.4	7.9	5.6	Tetrachloro-m-xylene
11.060	0.000	2869327	11.707	0.000	2572309	8.0	7.8	2.2	Decachlorobiphenyl

- * Indicates RPD > 40%
- † Indicates Column 1 peak was manually integrated
- ‡ Indicates Column 2 peak was manually integrated

SURROGATE PERCENT RECOVERY

SURROGATE	Col1	Col2
Tetrachloro-m-xylene	21.0	19.8
Decachlorobiphenyl	20.0	19.6

PK 06/08/09

INTERNAL STANDARD SUMMARY

Standard Cpnd	Column 1		%D
	Standard Area*	Sample Area	
Bromo-Nitrobenzene	30034732	30012814	-0.1
Hexabromobiphenyl	12924817	13053340	1.0

Standard Cpnd	Column 2		%D
	Standard Area*	Sample Area	
Bromo-Nitrobenzene	33277512	33204809	-0.2
Hexabromobiphenyl	11348053	11361303	0.1

- * Standard Areas taken from Initial Cal Level 3
Initial Calibration Date: 07-JUN-2009
- <- Indicates standard response outside Limits (-50 to +100%)

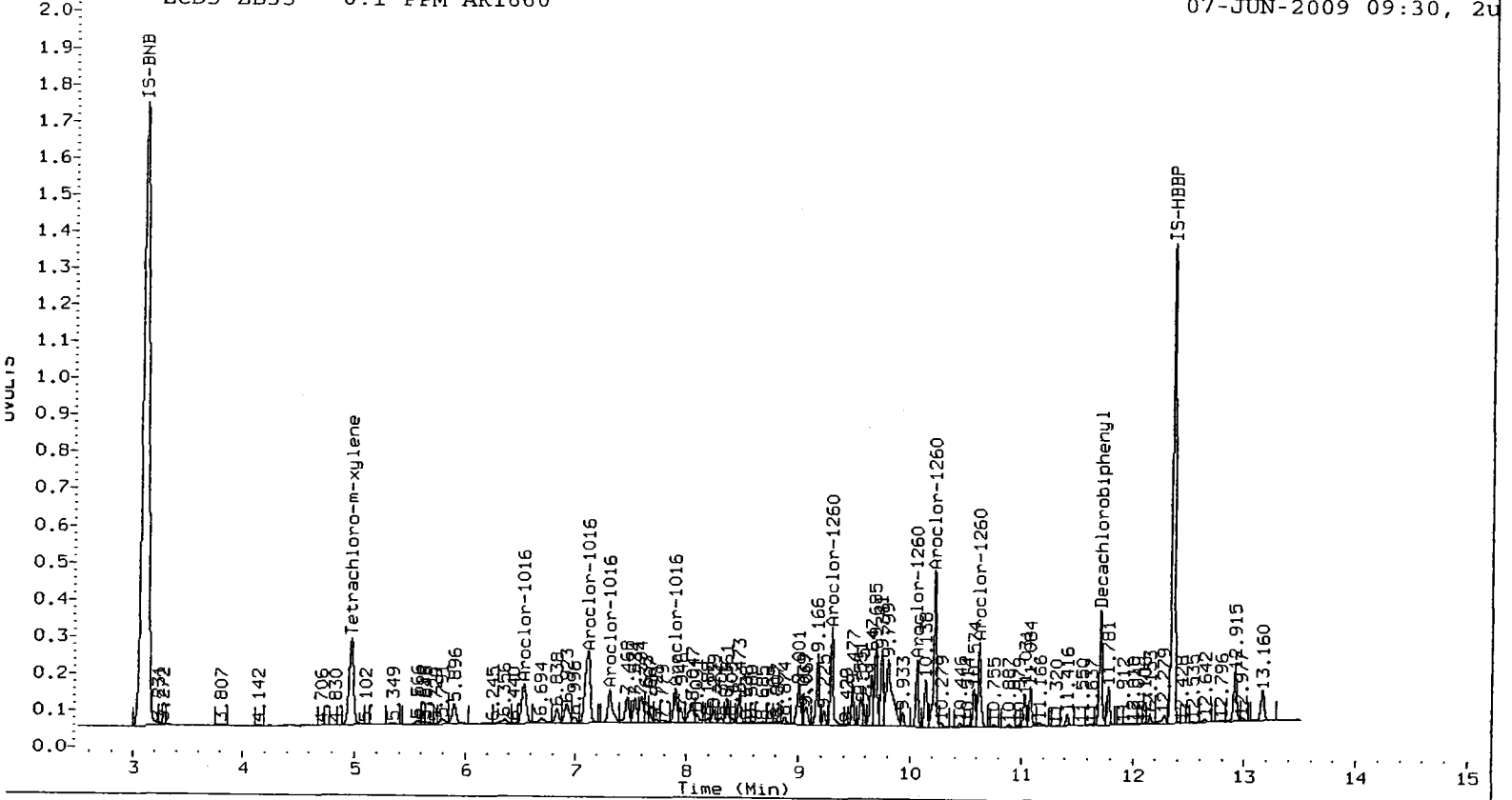
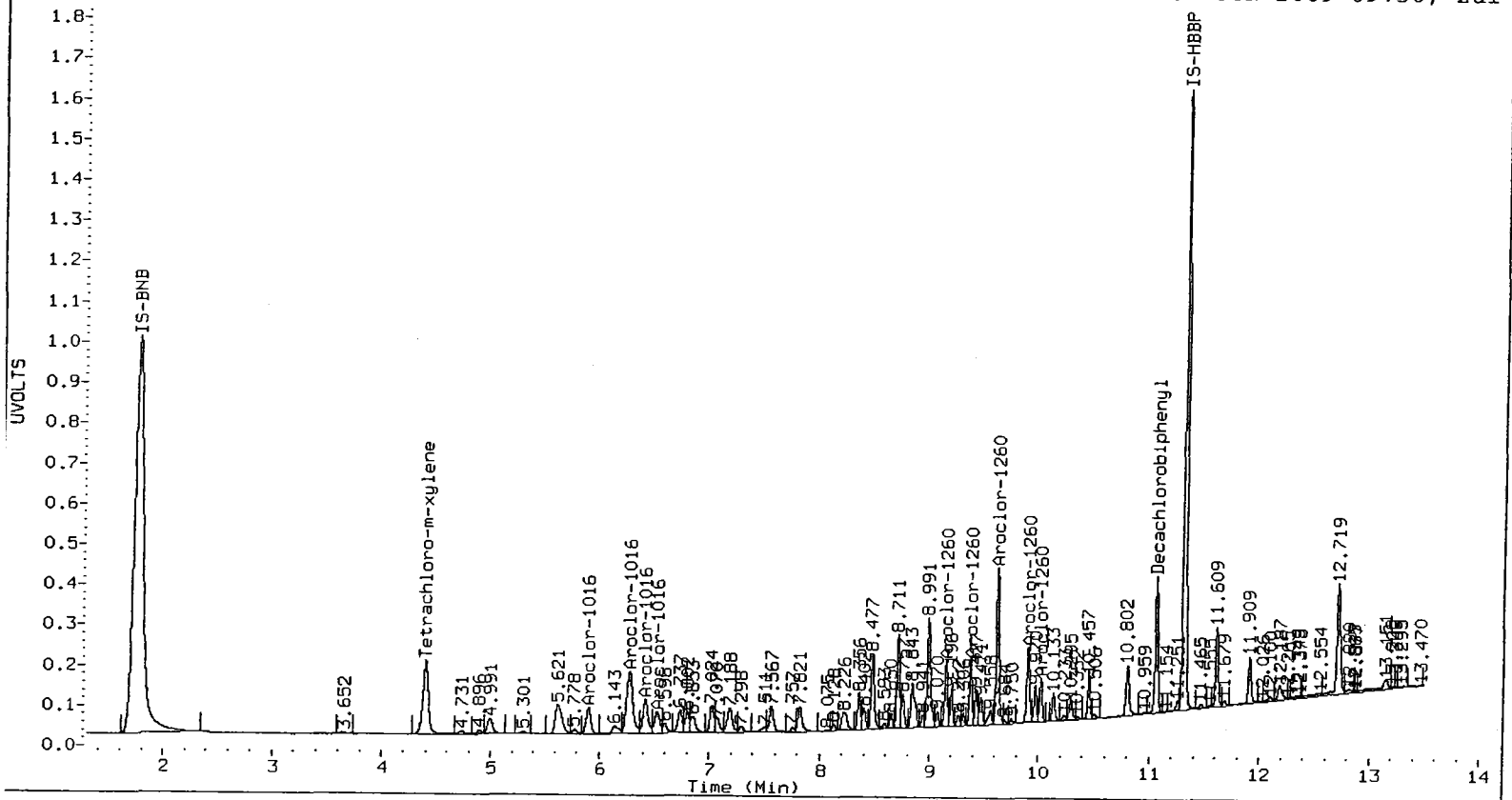
ZB5 Col						ZB35 Col					
Aroclor	Peak#	RT	Shift	Area	Amount	Peak#	RT	Shift	Area	Amount	
Aroclor-1016	1	5.901	0.001	969143	106.8	1	6.534	0.001	1585248	104.8	
Aroclor-1016	2	6.277	0.002	3064278	104.9	2	7.113	0.001	3223529	101.9	
Aroclor-1016	3	6.420	0.002	1335777	107.0	3	7.310	0.001	1292384	104.7	
Aroclor-1016	4	6.525	0.000	865265	108.2	4	7.896	0.001	991156	105.3	
Total CollAve (4 peaks):				106.7		Total Col2Ave (4 peaks):				104.2	RPD = 2
Corrected Ave (3 peaks):				106.2		Corrected Ave (3 peaks):				103.8	RPD = 2

Aroclor-1260	1	9.148	0.000	1451474	103.6	1	9.291	0.001	2185693	102.4	
Aroclor-1260	2	9.374	0.000	1382744	104.0	2	10.060	0.000	1389959	100.4	
Aroclor-1260	3	9.620	0.000	3486480	103.2	3	10.218	0.000	3495953	98.3	
Aroclor-1260	4	9.899	0.001	1808136	103.2	4	10.619	0.000	2013433	95.4	
Aroclor-1260	5	10.020	-0.001	882347	103.2	NS	---	---	---	---	
Total CollAve (5 peaks):				103.4		Total Col2Ave (4 peaks):				99.1	RPD = 4
Corrected Ave (4 peaks):				103.3		Corrected Ave (3 peaks):				98.0	RPD = 5

Total PCB Area Coll1 (4.494 - 10.960) = 45730069 Coll1 Total PCB = 0.2 ppm*

Total PCB Area Col2 (5.067 - 11.608) = 45894761 Col2 Total PCB = 0.2 ppm*

* Quantitated against AR1660 0.25ppm in Ical



Analytical Resources Inc.
Dual Column PCB Quantitation Report

Data file 1: 20090606.B/ical-1.b/0606B071.d
Data file 2: 20090606.B/ical-2.b/0606B071.d
Method: /chem2/ecd5.i/20090606.B/PCB1.m
Compound Sublist: AR1660
Instrument, Inj. Vol.: ecd5.i, 2ul
Quant Method: Internal Std

ARI ID: 0.5 PPM AR1660
Client ID:
Injection Date: 07-JUN-2009 09:48
Report Date: 06/08/2009 11:31
Matrix: SOIL
Dilution Factor: 1.000

ZB5 Col			ZB35 Col			ZB5	ZB35	RPD	Compound/Flag
RT	Shift	Response	RT	Shift	Response	on col	on col		
4.393	-0.001	15207007	4.966	-0.001	16314610	38.7	38.0	1.9	Tetrachloro-m-xylene
11.059	-0.001	12588167	11.708	0.000	11535372	35.3	35.3	0.2	Decachlorobiphenyl

- * Indicates RPD > 40%
- M Indicates Column 1 peak was manually integrated
- N Indicates Column 2 peak was manually integrated

SURROGATE PERCENT RECOVERY

SURROGATE	Col1	Col2
Tetrachloro-m-xylene	96.7	94.9
Decachlorobiphenyl	88.4	88.1

R 06/08/09

INTERNAL STANDARD SUMMARY

Standard Cpnd	Column 1		
	Standard Area*	Sample Area	%D
Bromo-Nitrobenzene	30034732	30019383	-0.1
Hexabromobiphenyl	12924817	12990089	0.5

Standard Cpnd	Column 2		
	Standard Area*	Sample Area	%D
Bromo-Nitrobenzene	33277512	33251696	-0.1
Hexabromobiphenyl	11348053	11335962	-0.1

- * Standard Areas taken from Initial Cal Level 3
Initial Calibration Date: 07-JUN-2009
- <- Indicates standard response outside Limits (-50 to +100%)

ZB5 Col						ZB35 Col					
Aroclor	Peak#	RT	Shift	Area	Amount	Peak#	RT	Shift	Area	Amount	
Aroclor-1016	1	5.900	0.000	4348153	478.9	1	6.533	0.000	7100423	468.7	
Aroclor-1016	2	6.274	0.000	13805107	472.3	2	7.112	0.000	14608311	461.3	
Aroclor-1016	3	6.418	0.000	5823348	466.5	3	7.309	0.000	5500669	445.2	
Aroclor-1016	4	6.525	0.000	3990730	499.1	4	7.895	0.000	4409597	467.7	
Total CollAve (4 peaks):				479.2		Total Col2Ave (4 peaks):				460.7	RPD = 4
Corrected Ave (3 peaks):				472.5		Corrected Ave (3 peaks):				458.0	RPD = 3

Aroclor-1260	1	9.147	0.000	6581984	471.9	1	9.290	0.000	10068175	472.7	
Aroclor-1260	2	9.374	0.000	6328016	478.2	2	10.059	0.000	6459233	467.8	
Aroclor-1260	3	9.620	0.000	16061789	477.6	3	10.219	0.000	16820449	474.2	
Aroclor-1260	4	9.898	0.000	8325612	477.3	4	10.619	0.000	9617122	456.5	
Aroclor-1260	5	10.021	0.000	4193122	492.7	NS	---			----	
Total CollAve (5 peaks):				479.5		Total Col2Ave (4 peaks):				467.8	RPD = 2
Corrected Ave (4 peaks):				476.3		Corrected Ave (3 peaks):				465.7	RPD = 2

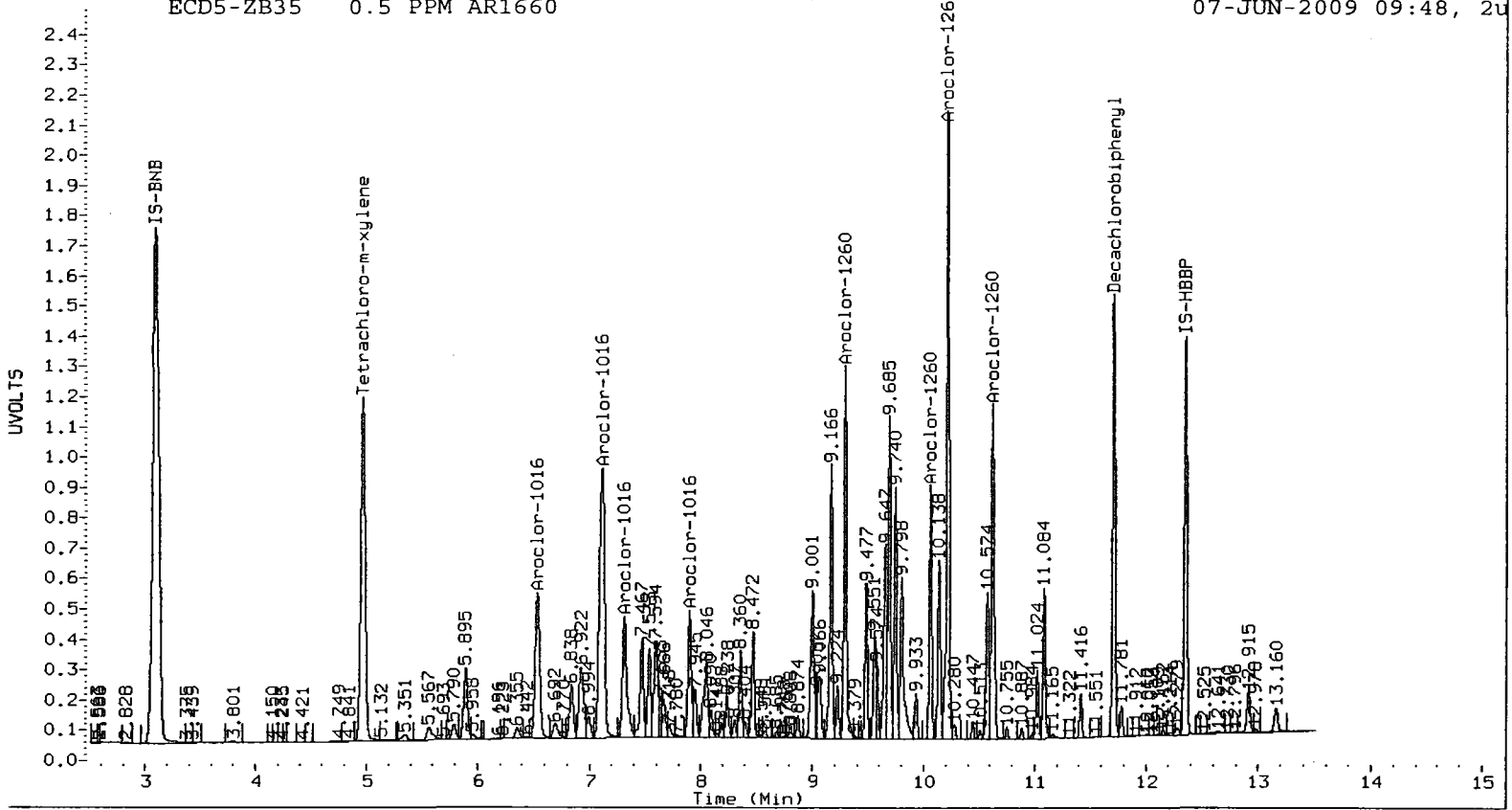
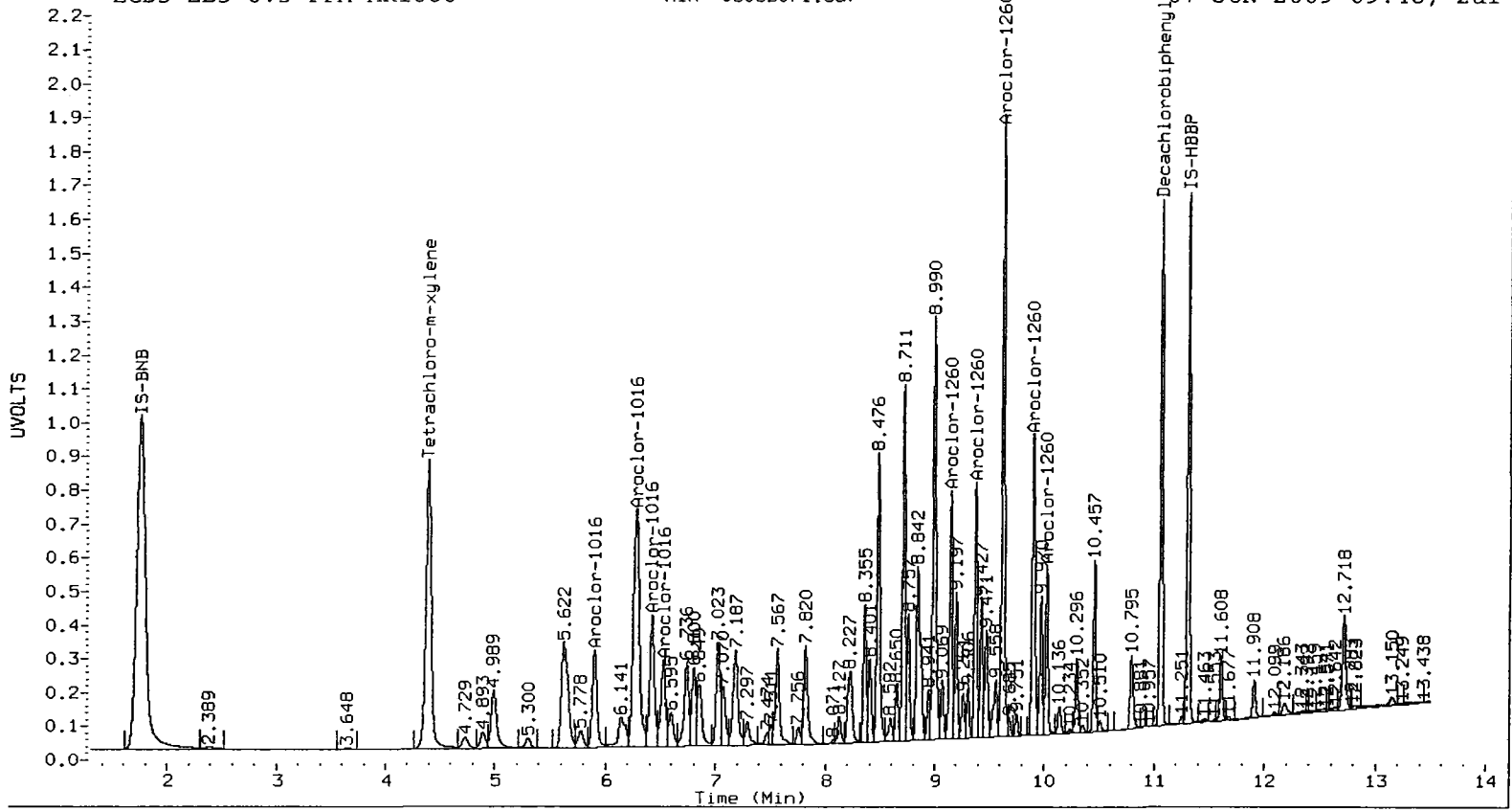
✓

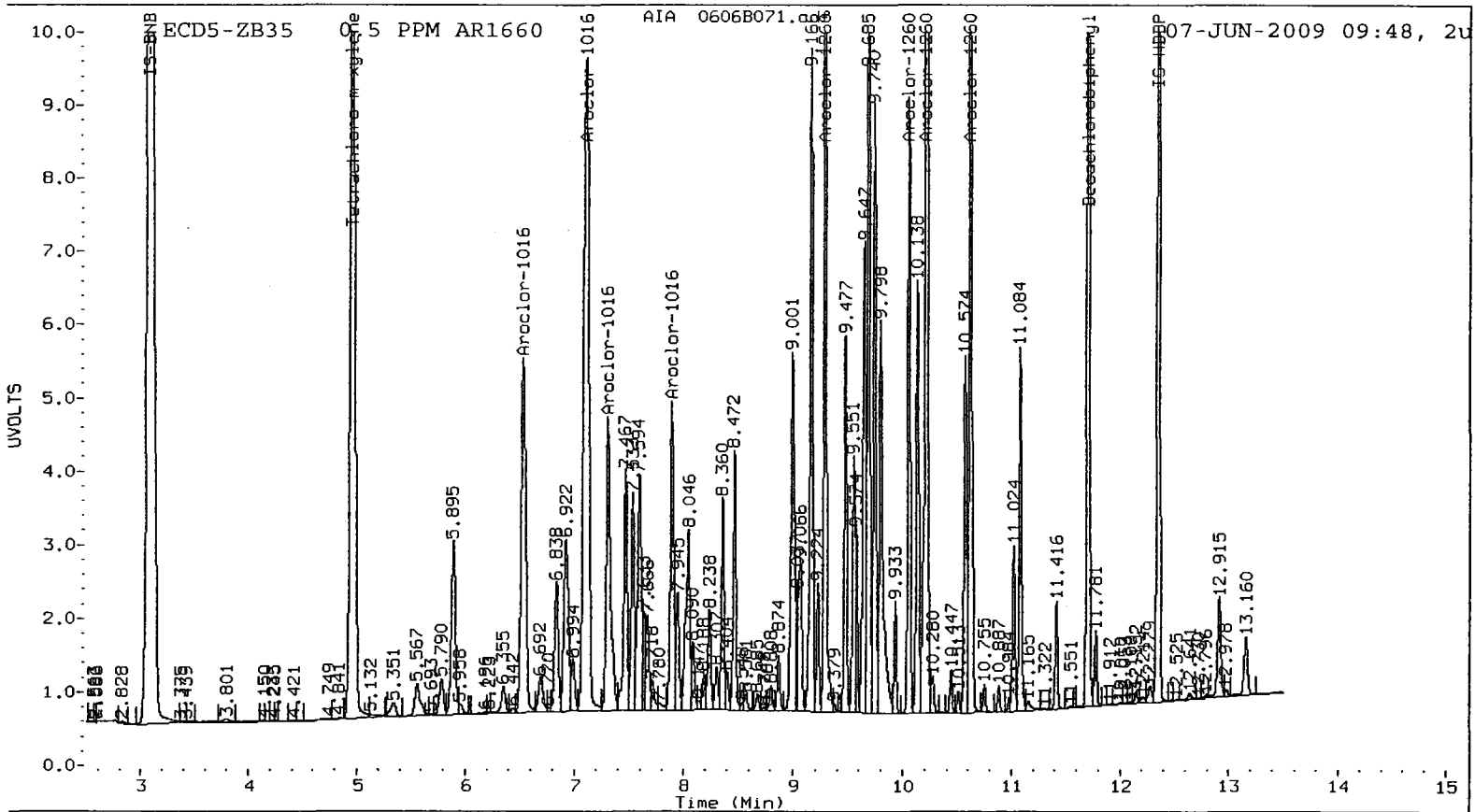
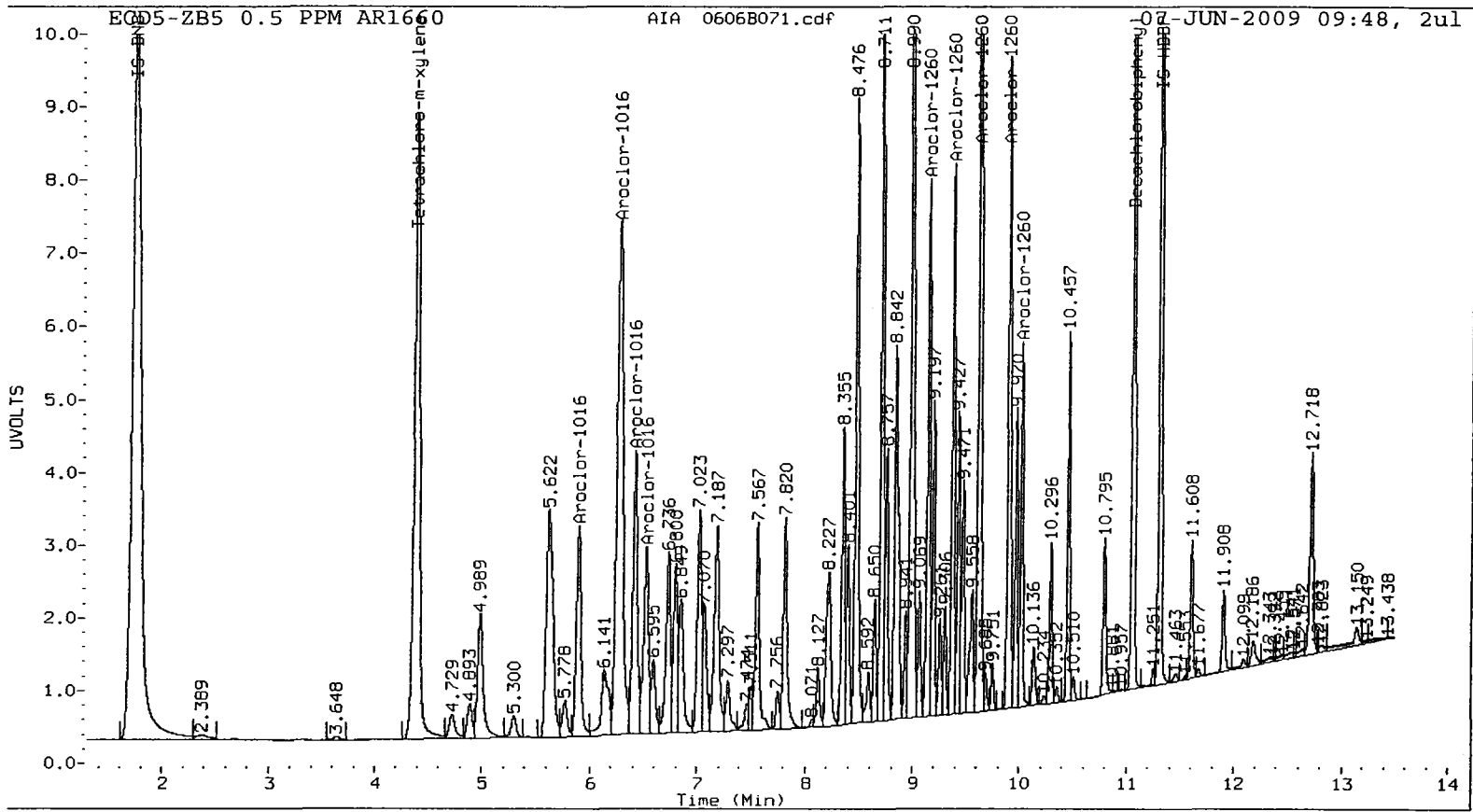
Total PCB Area Col1 (4.494 - 10.960) = 202282367 Col1 Total PCB = 0.9 ppm*

✓

Total PCB Area Col2 (5.067 - 11.608) = 189413272 Col2 Total PCB = 0.9 ppm*

* Quantitated against AR1660 0.25ppm in Ical





Analytical Resources Inc.
Dual Column PCB Quantitation Report

Data file 1: 20090606.B/ical-1.b/0606B072.d
Data file 2: 20090606.B/ical-2.b/0606B072.d
Method: /chem2/ecd5.i/20090606.B/PCB1.m
Compound Sublist: AR1660
Instrument, Inj. Vol.: ecd5.i, 2ul
Quant Method: Internal Std

ARI ID: AR1660 ICV
Client ID:
Injection Date: 07-JUN-2009 10:05
Report Date: 06/08/2009 11:31
Matrix: SOIL
Dilution Factor: 1.000

ZB5 Col			ZB35 Col			ZB5	ZB35	RPD	Compound/Flag
RT	Shift	Response	RT	Shift	Response	on col	on col		
4.395	0.001	8298279	4.968	0.001	8809930	21.1	20.5	2.5	Tetrachloro-m-xylene
11.059	-0.001	7029732	11.708	0.000	6293224	19.5	19.2	1.7	Decachlorobiphenyl

- * Indicates RPD > 40%
- ¶ Indicates Column 1 peak was manually integrated
- ∇ Indicates Column 2 peak was manually integrated

SURROGATE PERCENT RECOVERY

SURROGATE	Col1	Col2
Tetrachloro-m-xylene	52.7	51.4
Decachlorobiphenyl	48.7	47.9

R 06/08/09

INTERNAL STANDARD SUMMARY

Standard Cpnd	Column 1		%D
	Standard Area*	Sample Area	
Bromo-Nitrobenzene	30034732	30086173	0.2
Hexabromobiphenyl	12924817	13150790	1.7

Standard Cpnd	Column 2		%D
	Standard Area*	Sample Area	
Bromo-Nitrobenzene	33277512	33173937	-0.3
Hexabromobiphenyl	11348053	11376607	0.3

- * Standard Areas taken from Initial Cal Level 3
Initial Calibration Date: 07-JUN-2009
- <- Indicates standard response outside Limits (-50 to +100%)

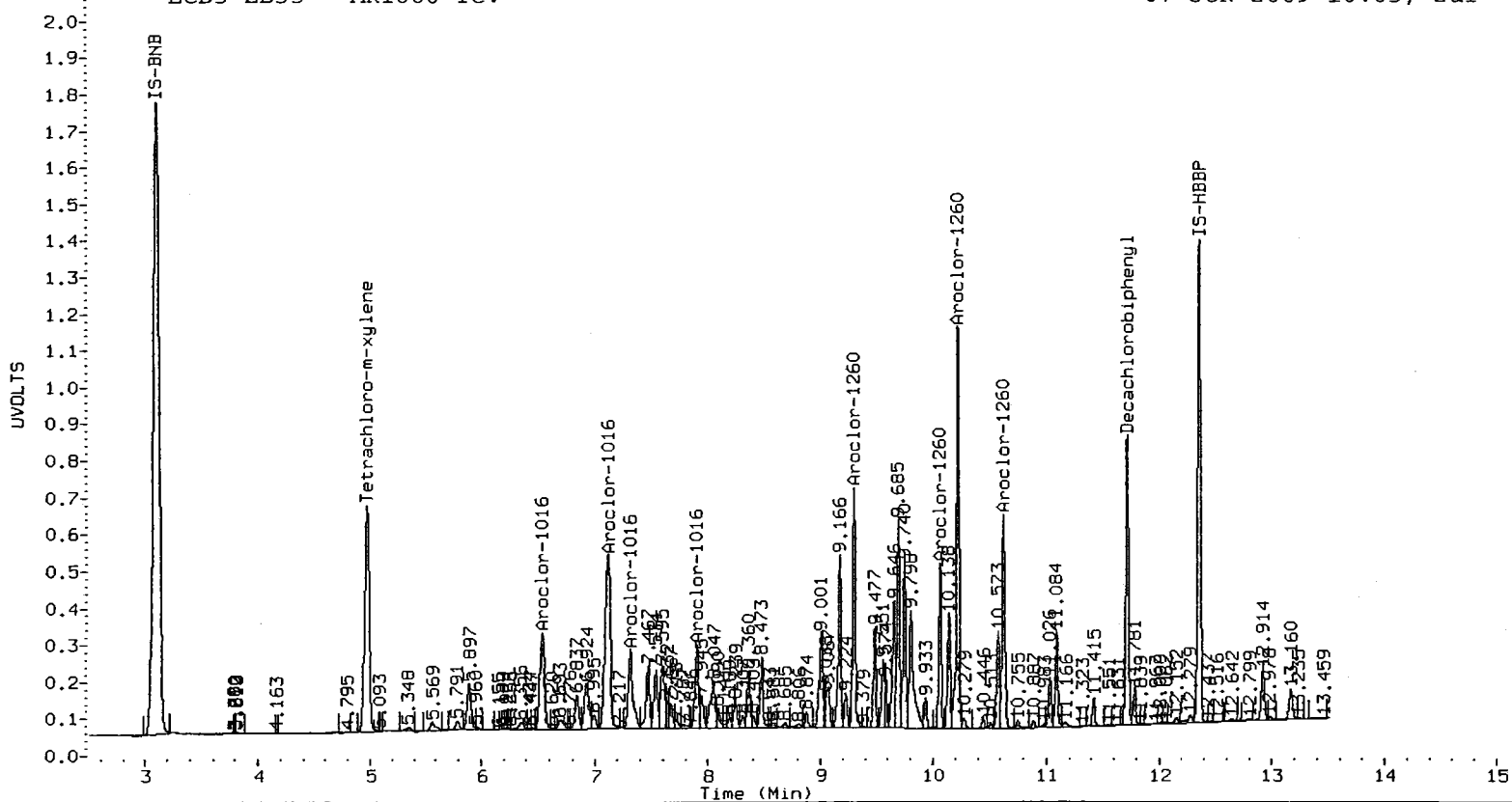
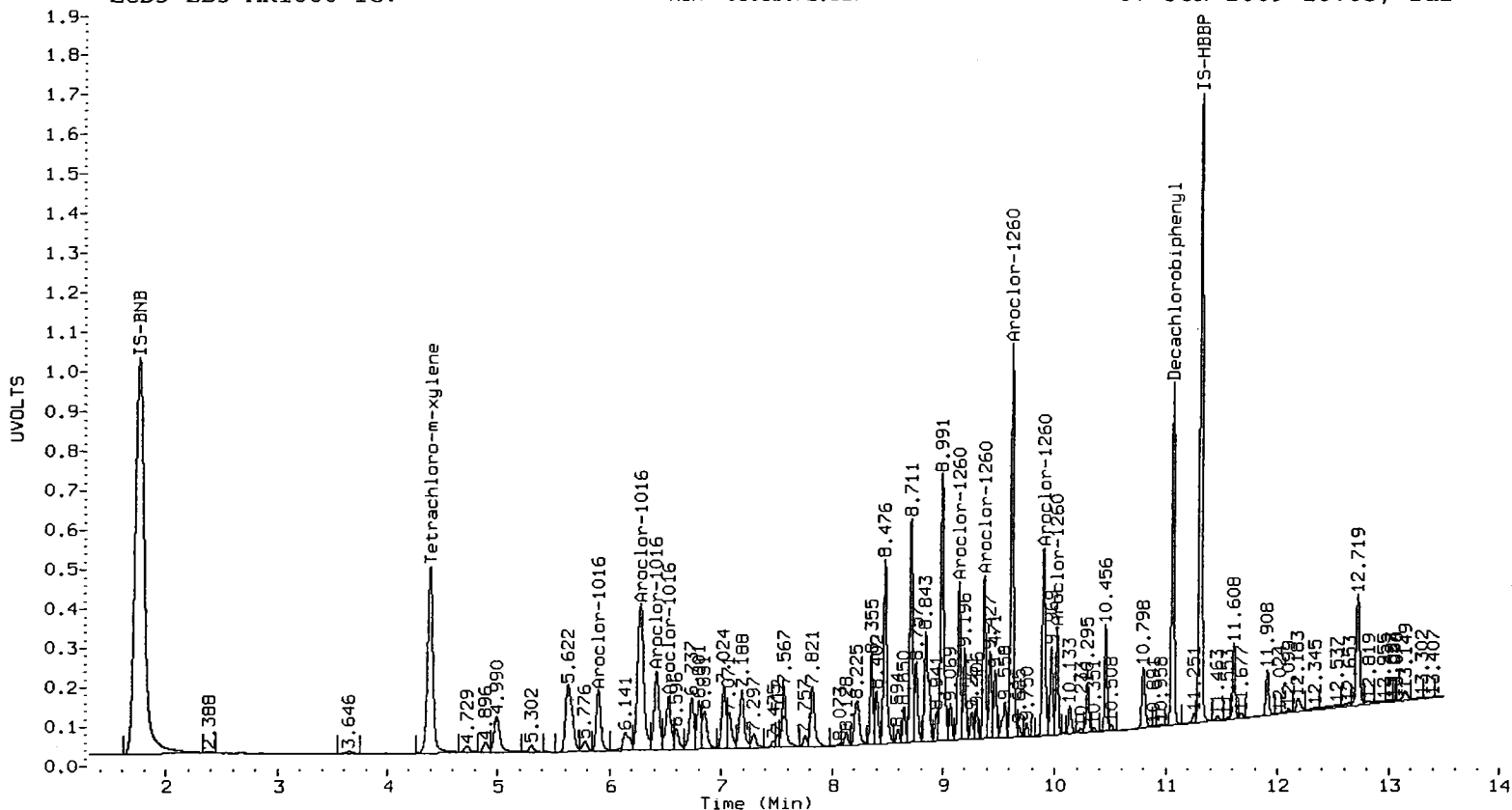
ZB5 Col						ZB35 Col					
Aroclor	Peak#	RT	Shift	Area	Amount	Peak#	RT	Shift	Area	Amount	
Aroclor-1016	1	5.901	0.001	2323844	255.4	1	6.534	0.001	3759801	248.8	
Aroclor-1016	2	6.276	0.001	7314844	249.7	2	7.113	0.001	7748920	245.2	
Aroclor-1016	3	6.419	0.001	3148539	251.6	3	7.310	0.001	3008238	244.0	
Aroclor-1016	4	6.525	0.000	2085642	260.3	4	7.896	0.001	2342611	249.0	
Total CollAve (4 peaks):				254.2		Total Col2Ave (4 peaks):				246.8 RPD = 3	
Corrected Ave (3 peaks):				252.2		Corrected Ave (3 peaks):				246.0 RPD = 2	

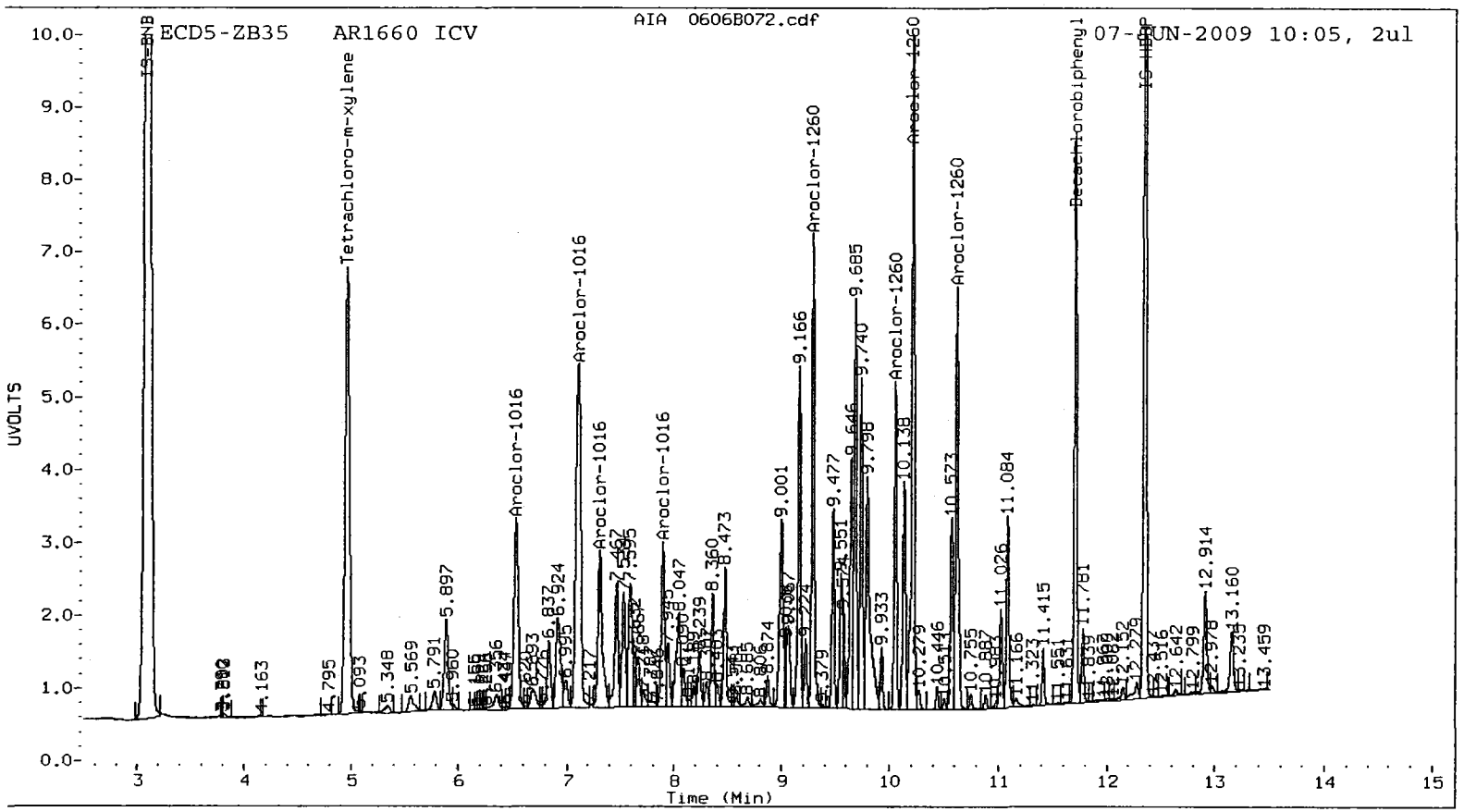
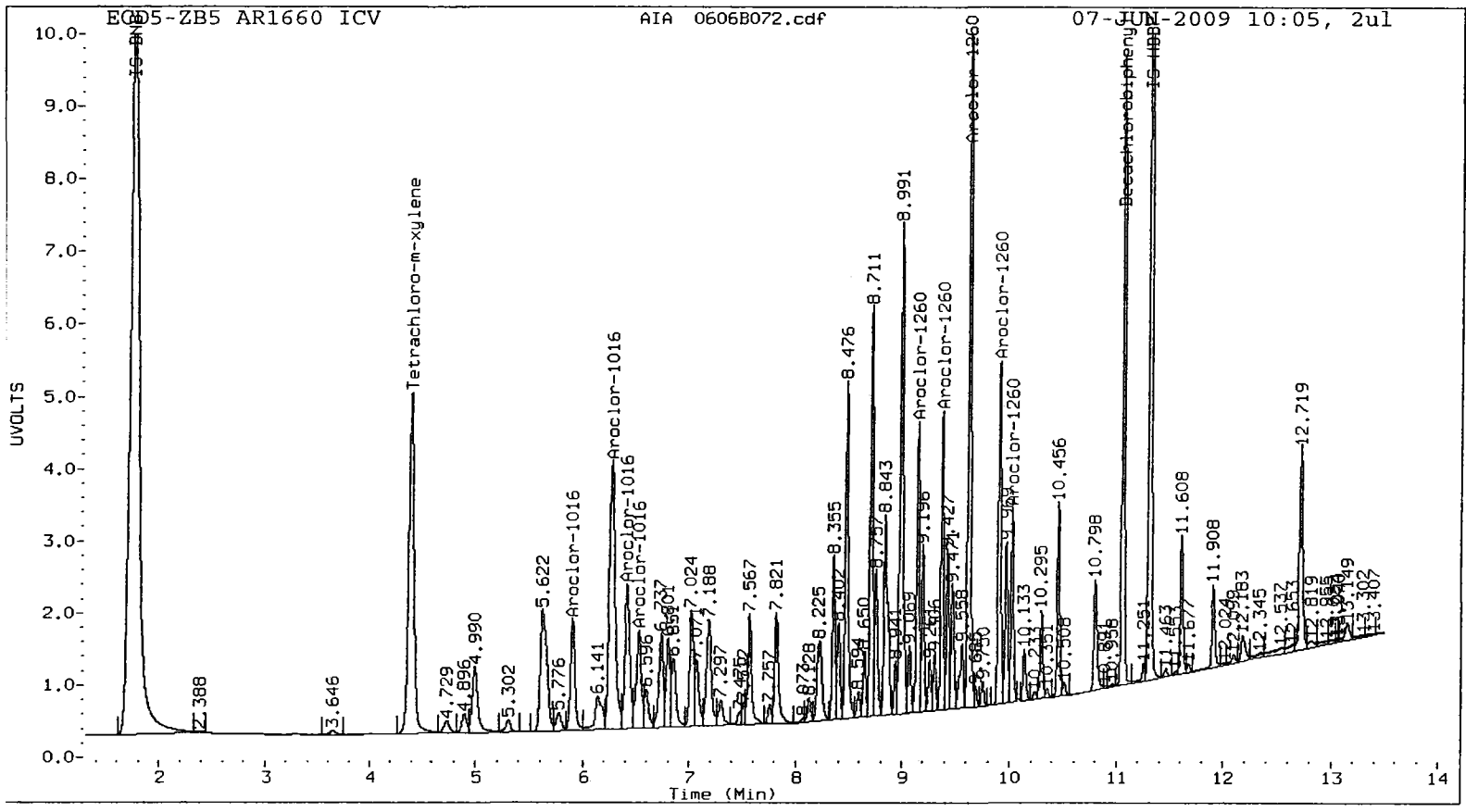
Aroclor-1260	1	9.147	0.000	3573181	253.1	1	9.291	0.000	5295032	247.7
Aroclor-1260	2	9.374	0.000	3413135	254.8	2	10.059	0.000	3419509	246.8
Aroclor-1260	3	9.620	0.000	8687821	255.2	3	10.219	0.000	8804581	247.3
Aroclor-1260	4	9.899	0.001	4484791	254.0	4	10.619	0.000	5072413	239.9
Aroclor-1260	5	10.020	0.000	2228499	258.6	NS	---			----
Total CollAve (5 peaks):				255.1		Total Col2Ave (4 peaks):				245.4 RPD = 4
Corrected Ave (4 peaks):				254.2		Corrected Ave (3 peaks):				244.7 RPD = 4

Total PCB Area Coll (4.494 - 10.960) = 109259480 Coll Total PCB = 0.5 ppm*

Total PCB Area Col2 (5.067 - 11.608) = 103565397 Col2 Total PCB = 0.5 ppm*

* Quantitated against AR1660 0.25ppm in Ical





Analytical Resources Inc.
Dual Column PCB Quantitation Report

Data file 1: 20090606.B/ical-1.b/0606B073.d
Data file 2: 20090606.B/ical-2.b/0606B073.d
Method: /chem2/ecd5.i/20090606.B/PCB1.m
Compound Sublist: AR1242
Instrument, Inj. Vol.: ecd5.i, 2ul
Quant Method: Internal Std

ARI ID: AR1242
Client ID:
Injection Date: 07-JUN-2009 10:22
Report Date: 06/08/2009 11:31
Matrix: SOIL
Dilution Factor: 1.000

ZB5 Col			ZB35 Col			ZB5	ZB35	RPD	Compound/Flag
RT	Shift	Response	RT	Shift	Response	on col	on col		
4.394	0.001	9218423	4.966	-0.001	9879550	23.3	23.0	1.7	Tetrachloro-m-xylene
11.059	-0.001	7742000	11.708	0.000	6878210	21.5	20.9	2.8	Decachlorobiphenyl

- † Indicates RPD > 40%
- ‡ Indicates Column 1 peak was manually integrated
- ‡ Indicates Column 2 peak was manually integrated

SURROGATE PERCENT RECOVERY

SURROGATE	Col1	Col2
Tetrachloro-m-xylene	58.4	57.4
Decachlorobiphenyl	53.7	52.2

J 06/08/09

INTERNAL STANDARD SUMMARY

Standard Cpnd	Column 1		%D
	Standard Area*	Sample Area	
Bromo-Nitrobenzene	30034732	30167469	0.4
Hexabromobiphenyl	12924817	13147198	1.7

Standard Cpnd	Column 2		%D
	Standard Area*	Sample Area	
Bromo-Nitrobenzene	33277512	33295484	0.1
Hexabromobiphenyl	11348053	11411072	0.6

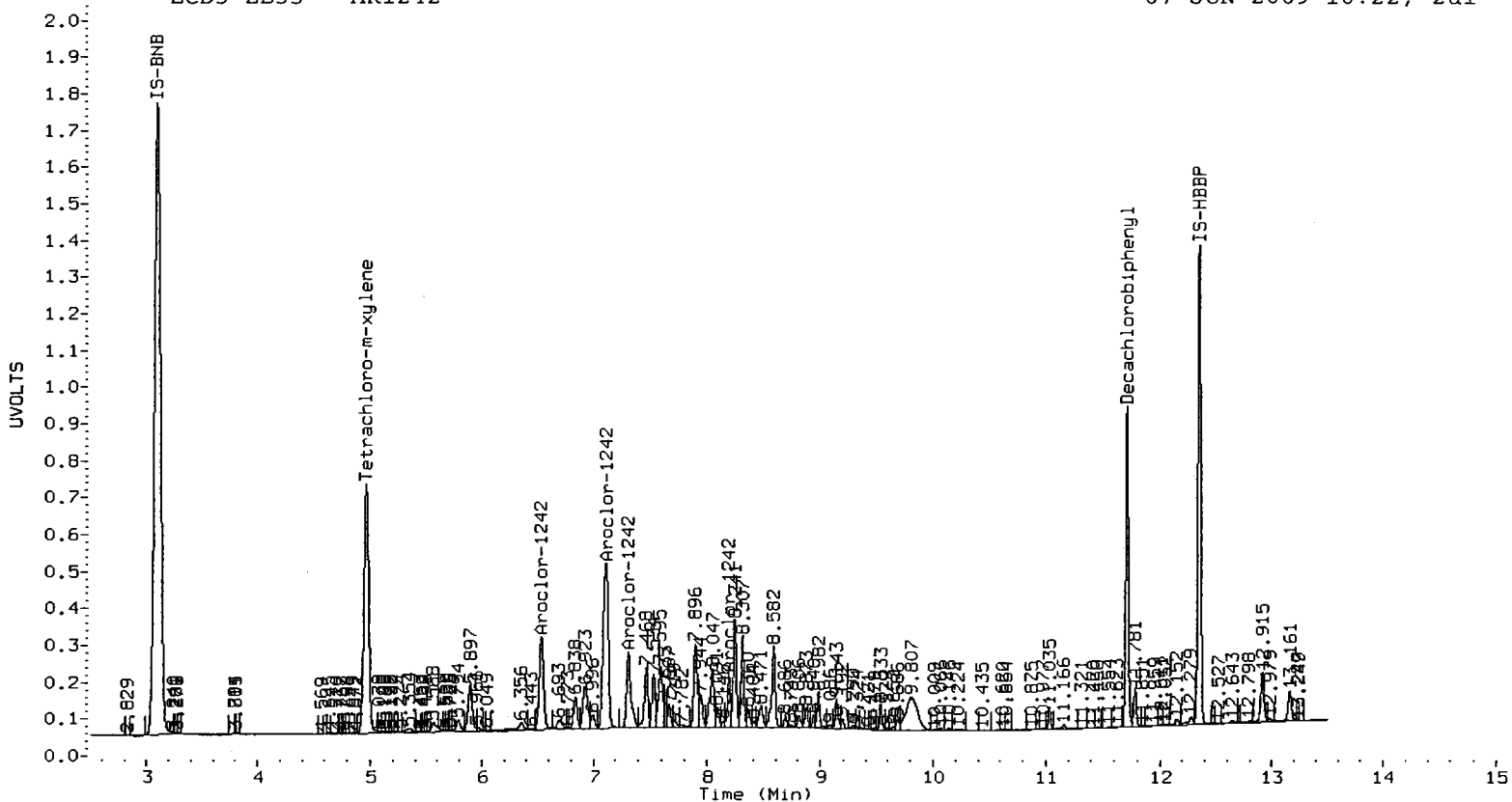
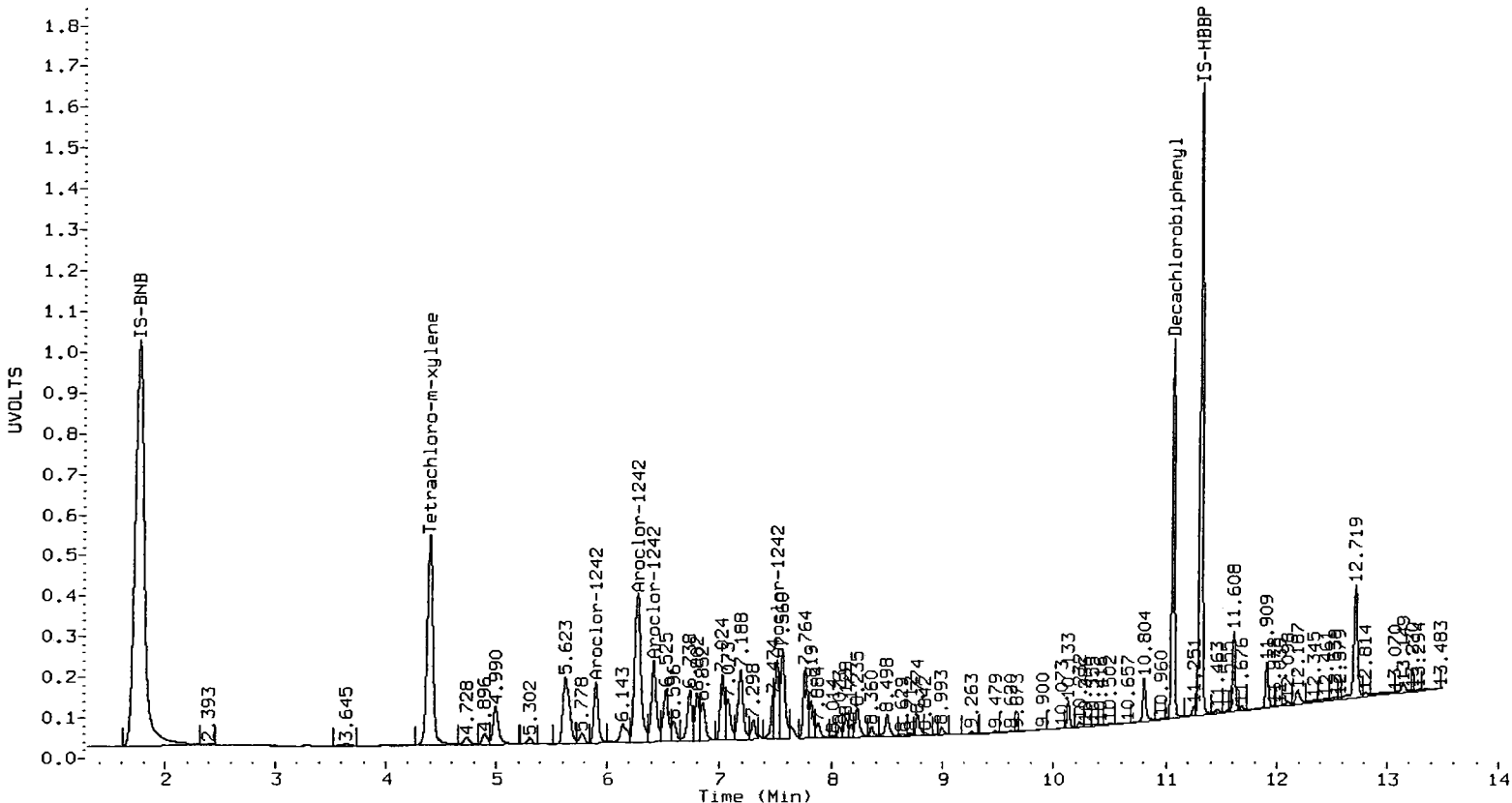
- * Standard Areas taken from Initial Cal Level 3
Initial Calibration Date: 07-JUN-2009
- <- Indicates standard response outside Limits (-50 to +100%)

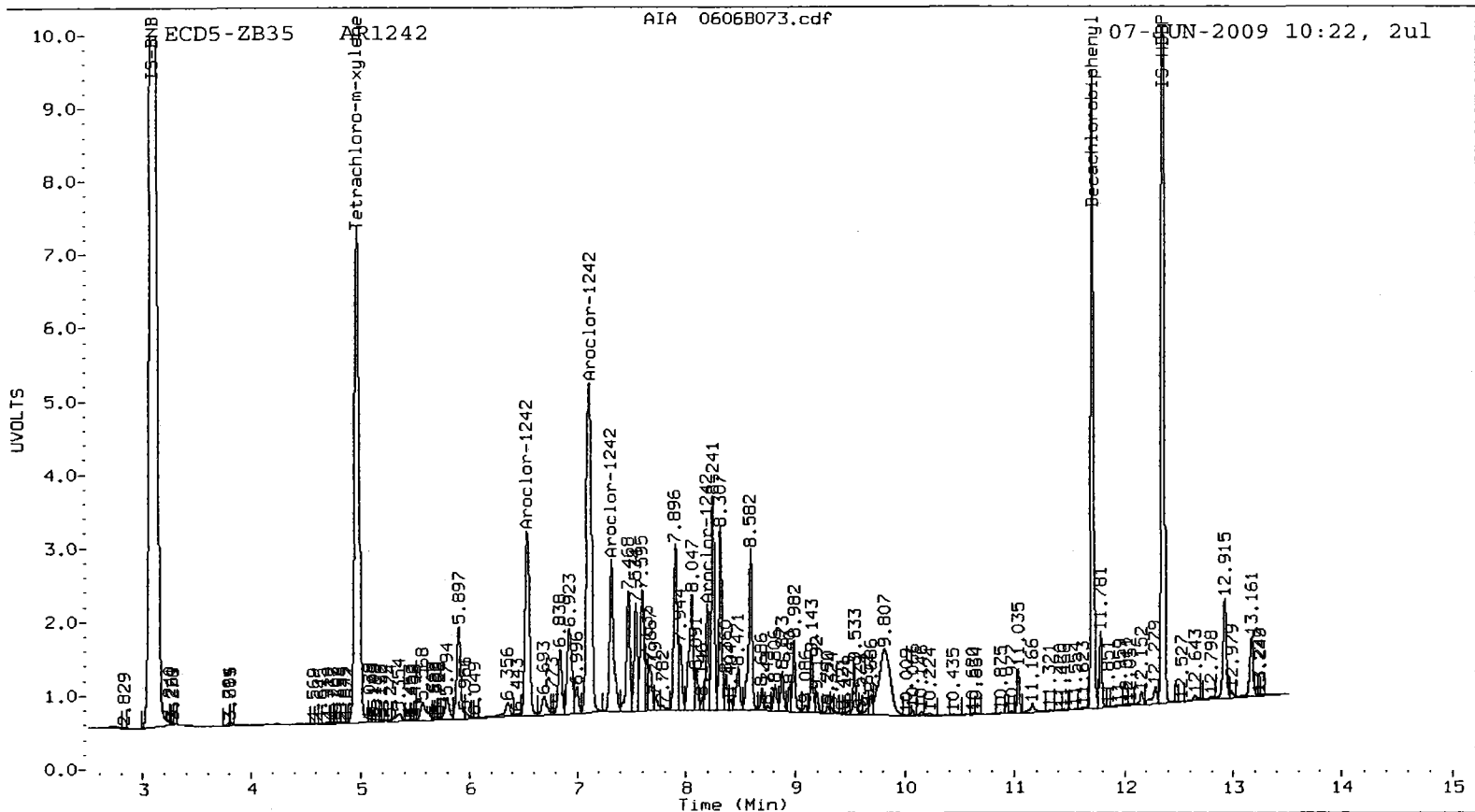
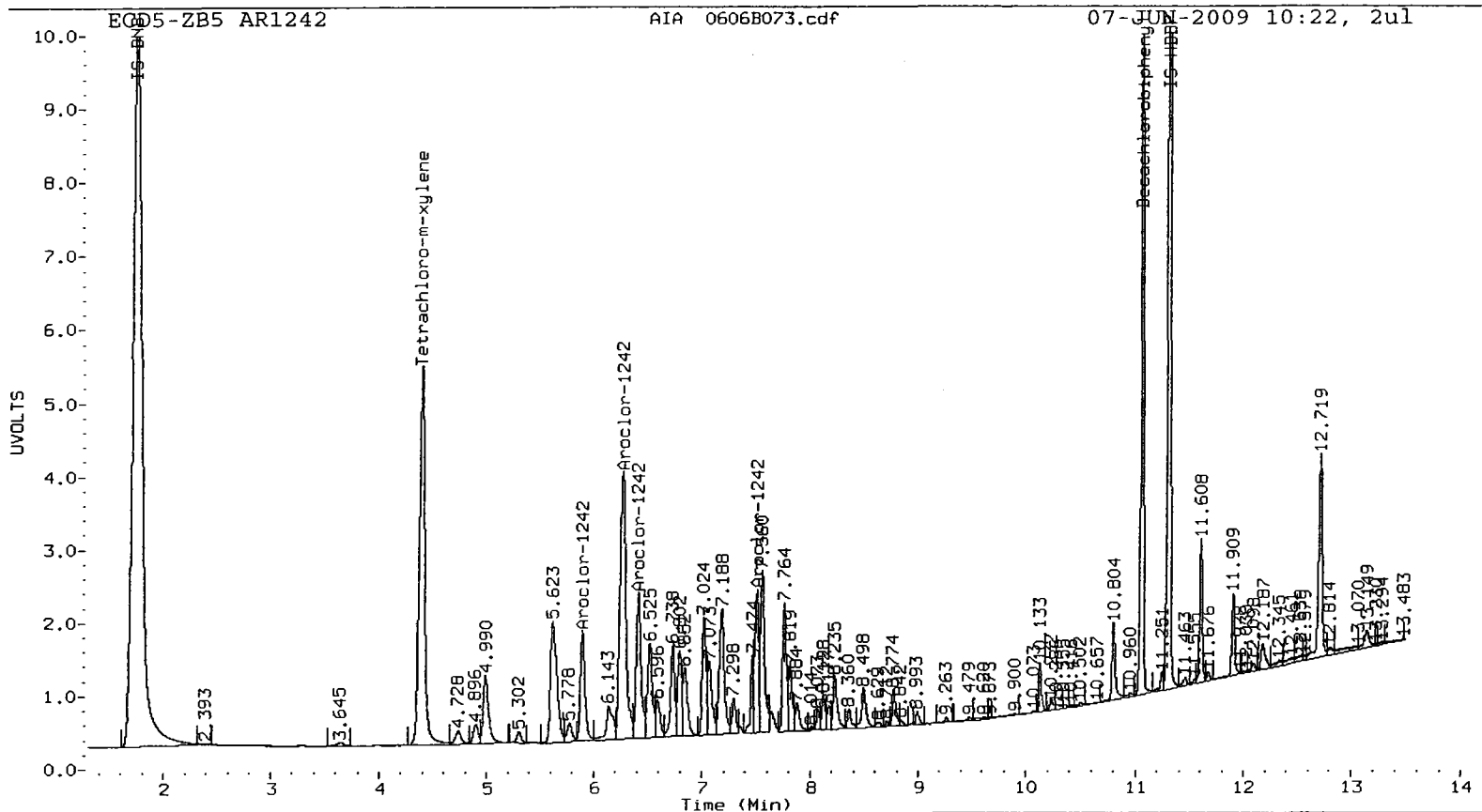
ZB5 Col						ZB35 Col				
Aroclor	Peak#	RT	Shift	Area	Amount	Peak#	RT	Shift	Area	Amount
Aroclor-1242	1	5.902	0.000	2218845	250.0	1	6.534	0.000	3604311	250.0
Aroclor-1242	2	6.276	0.000	7073298	250.0	2	7.113	0.000	7400611	250.0
Aroclor-1242	3	6.419	0.000	3082148	250.0	3	7.310	0.000	2823831	250.0
Aroclor-1242	4	7.511	0.000	2433882	250.0	4	8.188	0.000	1285226	250.0
Total Col1Ave (4 peaks):				250.0	Total Col2Ave (4 peaks):				250.0	RPD = 0
Corrected Ave (3 peaks):				250.0	Corrected Ave (3 peaks):				250.0	RPD = 0

Total PCB Area Col1 (4.494 - 10.960) = 51422514 Col1 Total PCB = 0.2 ppm*

Total PCB Area Col2 (5.067 - 11.608) = 52889349 Col2 Total PCB = 0.3 ppm*

* Quantitated against AR1660 0.25ppm in Ical





Analytical Resources Inc.
Dual Column PCB Quantitation Report

Data file 1: 20090606.B/ical-1.b/0606B074.d
Data file 2: 20090606.B/ical-2.b/0606B074.d
Method: /chem2/ecd5.i/20090606.B/PCB1.m
Compound Sublist: AR1248
Instrument, Inj. Vol.: ecd5.i, 2ul
Quant Method: Internal Std

ARI ID: AR1248
Client ID:
Injection Date: 07-JUN-2009 10:39
Report Date: 06/08/2009 11:31
Matrix: SOIL
Dilution Factor: 1.000

RT	ZB5 Col Shift Response	ZB35 Col Shift Response	RT	ZB5 on col	ZB35 on col	RPD	Compound/Flag
4.395	0.001 9329674	0.001 10376371	4.969	23.5	23.9	1.6	Tetrachloro-m-xylene
11.059	-0.001 7929996	0.000 7099260	11.707	21.9	21.5	1.9	Decachlorobiphenyl

- * Indicates RPD > 40%
- M Indicates Column 1 peak was manually integrated
- N Indicates Column 2 peak was manually integrated

SURROGATE PERCENT RECOVERY

SURROGATE	Col1	Col2
Tetrachloro-m-xylene	58.8	59.8
Decachlorobiphenyl	54.8	53.8

R 06/08/09

INTERNAL STANDARD SUMMARY

Standard Cpnd	Column 1		%D
	Standard Area*	Sample Area	
Bromo-Nitrobenzene	30034732	30307679	0.9
Hexabromobiphenyl	12924817	13195695	2.1

Standard Cpnd	Column 2		%D
	Standard Area*	Sample Area	
Bromo-Nitrobenzene	33277512	33578987	0.9
Hexabromobiphenyl	11348053	11440312	0.8

- * Standard Areas taken from Initial Cal Level 3
Initial Calibration Date: 07-JUN-2009
- <- Indicates standard response outside Limits (-50 to +100%)

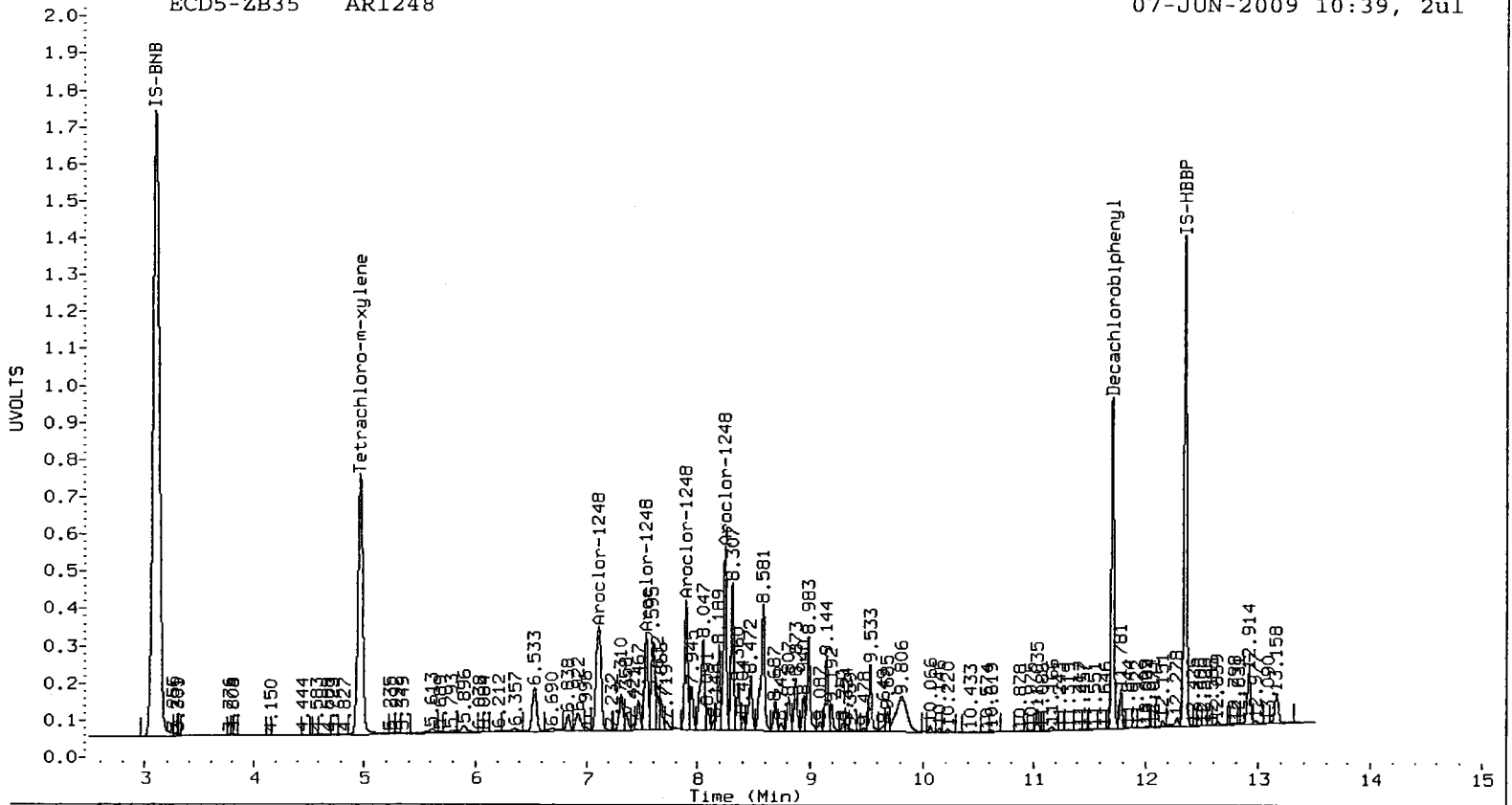
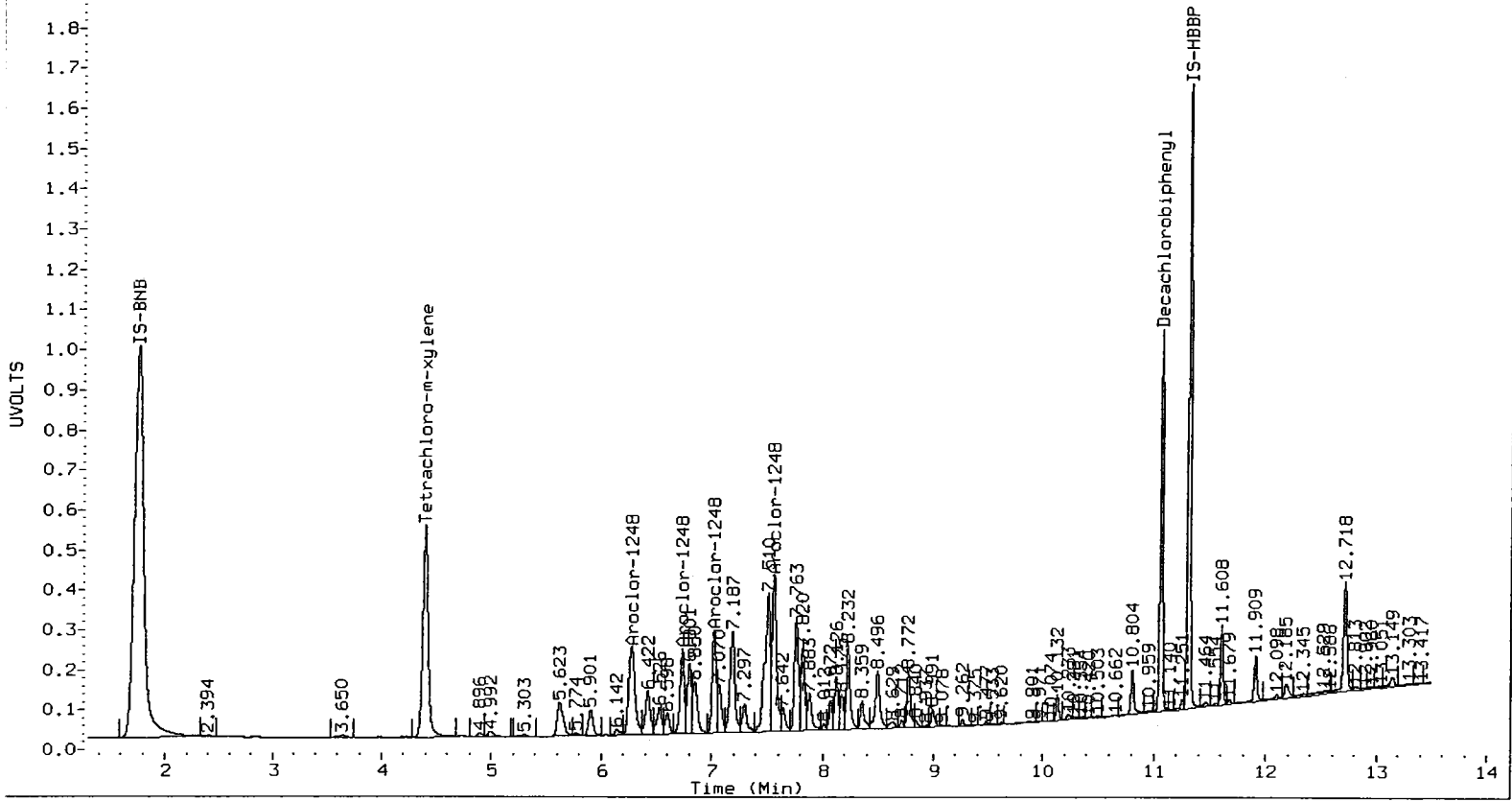
ZB5 Col						ZB35 Col					
Aroclor	Peak#	RT	Shift	Area	Amount	Peak#	RT	Shift	Area	Amount	
Aroclor-1248	1	6.273	0.000	4380440	250.0	1	7.107	0.000	4681496	250.0	
Aroclor-1248	2	6.736	0.000	2866037	250.0	2	7.534	0.000	2693731	250.0	
Aroclor-1248	3	7.024	0.000	3348118	250.0	3	7.896	0.000	3515330	250.0	
Aroclor-1248	4	7.561	0.000	5361906	250.0	4	8.242	0.000	4567332	250.0	
Total Col1Ave (4 peaks):				250.0		Total Col2Ave (4 peaks):				250.0	RPD = 0
Corrected Ave (3 peaks):				250.0		Corrected Ave (3 peaks):				250.0	RPD = 0

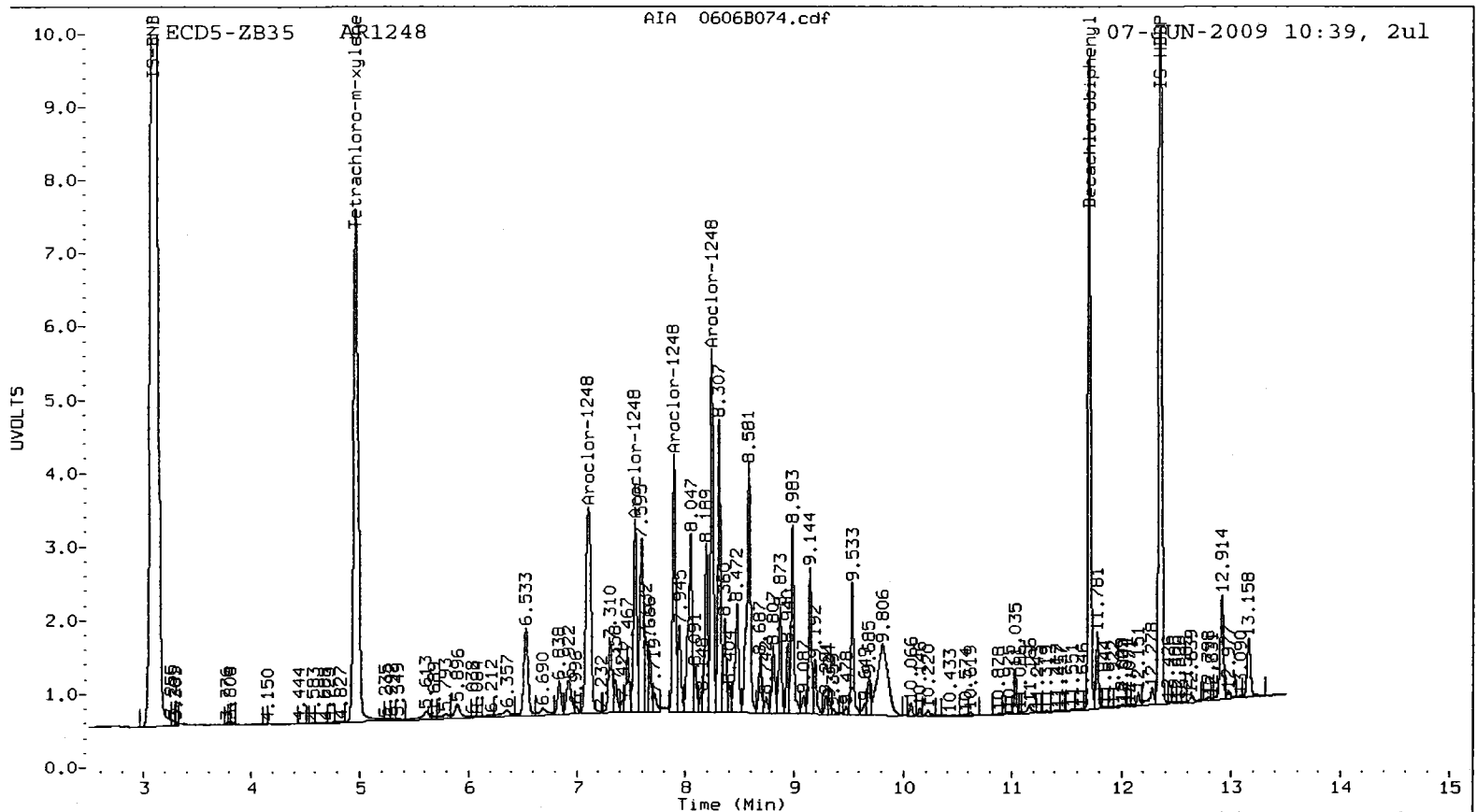
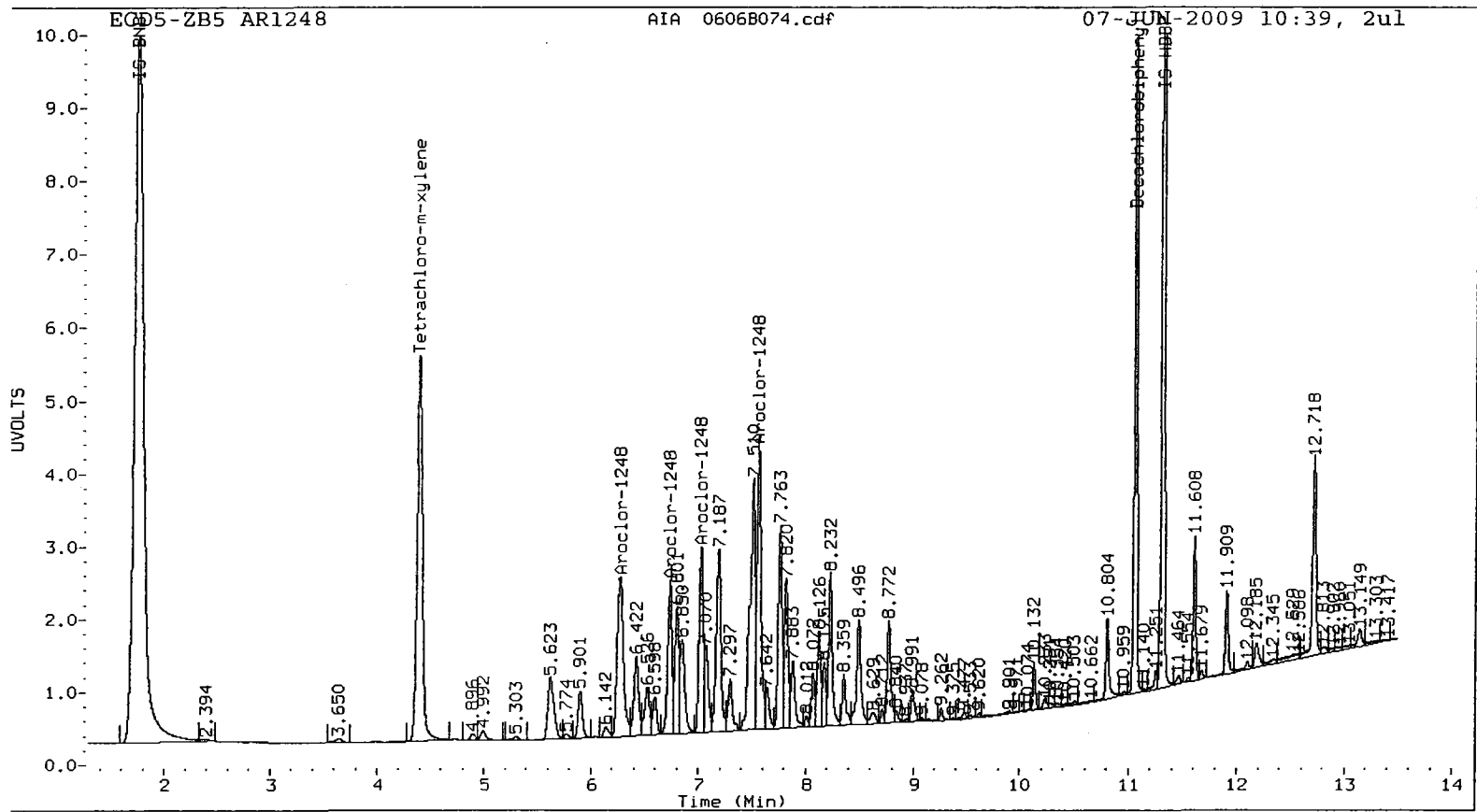
Total PCB Area Col1 (4.494 - 10.960) = 61461258 Col1 Total PCB = 0.3 ppm*

Total PCB Area Col2 (5.067 - 11.608) = 61653792 Col2 Total PCB = 0.3 ppm*

* Quantitated against AR1660 0.25ppm in Ical

PCB-Form 10 Mod.





Analytical Resources Inc.
Dual Column PCB Quantitation Report

Data file 1: 20090606.B/ical-1.b/0606B075.d
Data file 2: 20090606.B/ical-2.b/0606B075.d
Method: /chem2/ecd5.i/20090606.B/PCB1.m
Compound Sublist: AR1254
Instrument, Inj. Vol.: ecd5.i, 2ul
Quant Method: Internal Std

ARI ID: AR1254
Client ID:
Injection Date: 07-JUN-2009 10:56
Report Date: 06/08/2009 11:31
Matrix: SOIL
Dilution Factor: 1.000

ZB5 Col			ZB35 Col			ZB5	ZB35	RPD	Compound/Flag
RT	Shift	Response	RT	Shift	Response	on col	on col		
4.394	0.001	8363208	4.968	0.000	9156548	21.2	21.2	0.3	Tetrachloro-m-xylene
11.059	-0.001	7153046	11.707	0.000	6443509	19.7	19.4	1.7	Decachlorobiphenyl

- * Indicates RPD > 40%
- M Indicates Column 1 peak was manually integrated
- N Indicates Column 2 peak was manually integrated

SURROGATE PERCENT RECOVERY

SURROGATE	Col1	Col2
Tetrachloro-m-xylene	53.0	52.9
Decachlorobiphenyl	49.3	48.4

PR 06/08/09

INTERNAL STANDARD SUMMARY

Standard Cpnd	Column 1		%D
	Standard Area*	Sample Area	
Bromo-Nitrobenzene	30034732	30117529	0.3
Hexabromobiphenyl	12924817	13234814	2.4

Standard Cpnd	Column 2		%D
	Standard Area*	Sample Area	
Bromo-Nitrobenzene	33277512	33481987	0.6
Hexabromobiphenyl	11348053	11520226	1.5

- * Standard Areas taken from Initial Cal Level 3
Initial Calibration Date: 07-JUN-2009
- <- Indicates standard response outside Limits (-50 to +100%)

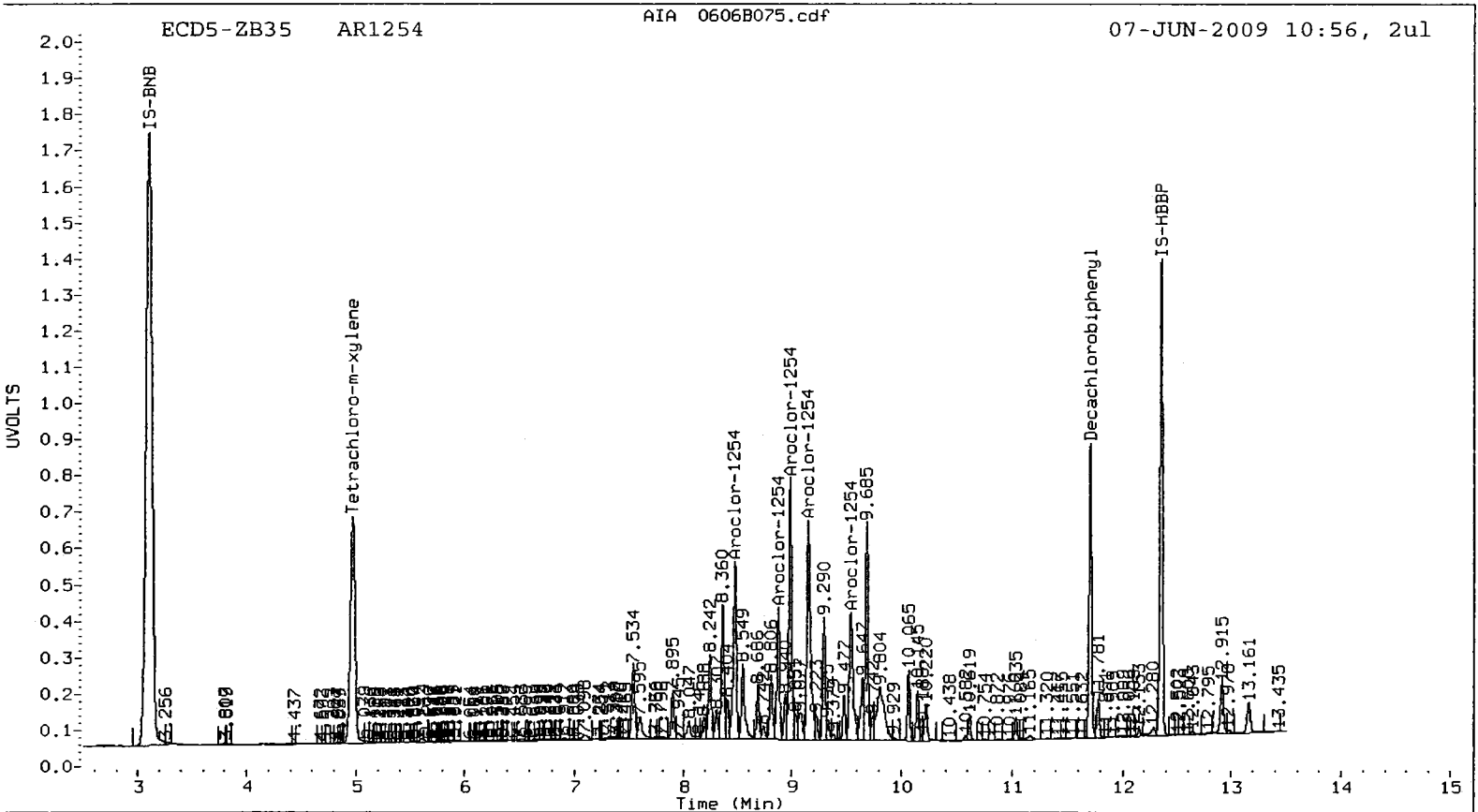
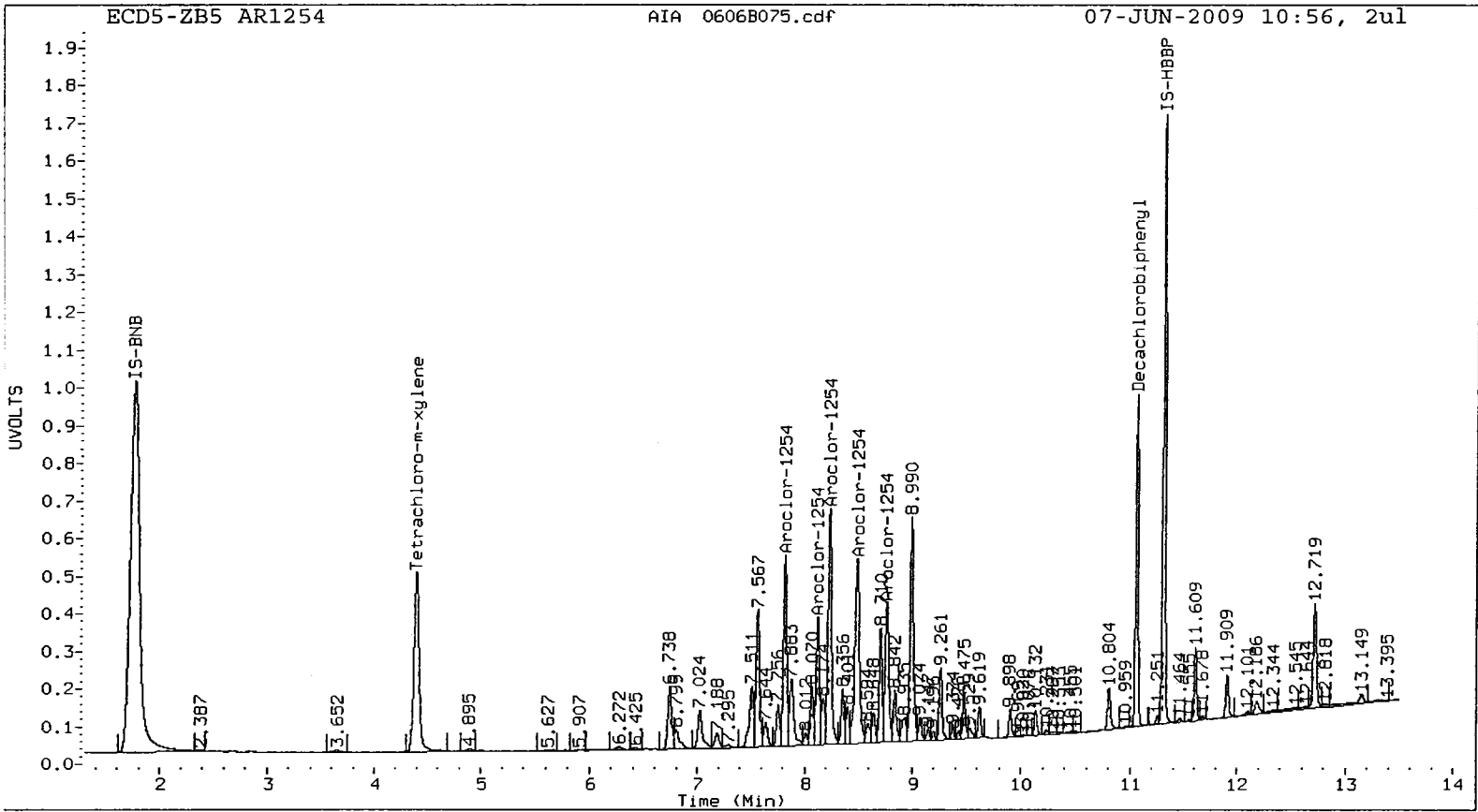
ZB5 Col						ZB35 Col					
Aroclor	Peak#	RT	Shift	Area	Amount	Peak#	RT	Shift	Area	Amount	
Aroclor-1254	1	7.820	0.000	5883612	250.0	1	8.472	0.000	4834390	250.0	
Aroclor-1254	2	8.125	0.000	3792406	250.0	2	8.873	0.000	3174589	250.0	
Aroclor-1254	3	8.230	0.000	7190571	250.0	3	8.984	0.000	6363858	250.0	
Aroclor-1254	4	8.492	0.000	7547806	250.0	4	9.144	0.000	7376838	250.0	
Aroclor-1254	5	8.765	0.000	4544825	250.0	5	9.535	0.000	4327718	250.0	
Total Col1Ave (5 peaks):				250.0	Total Col2Ave (5 peaks):				250.0	RPD = 0	
Corrected Ave (4 peaks):				250.0	Corrected Ave (4 peaks):				250.0	RPD = 0	

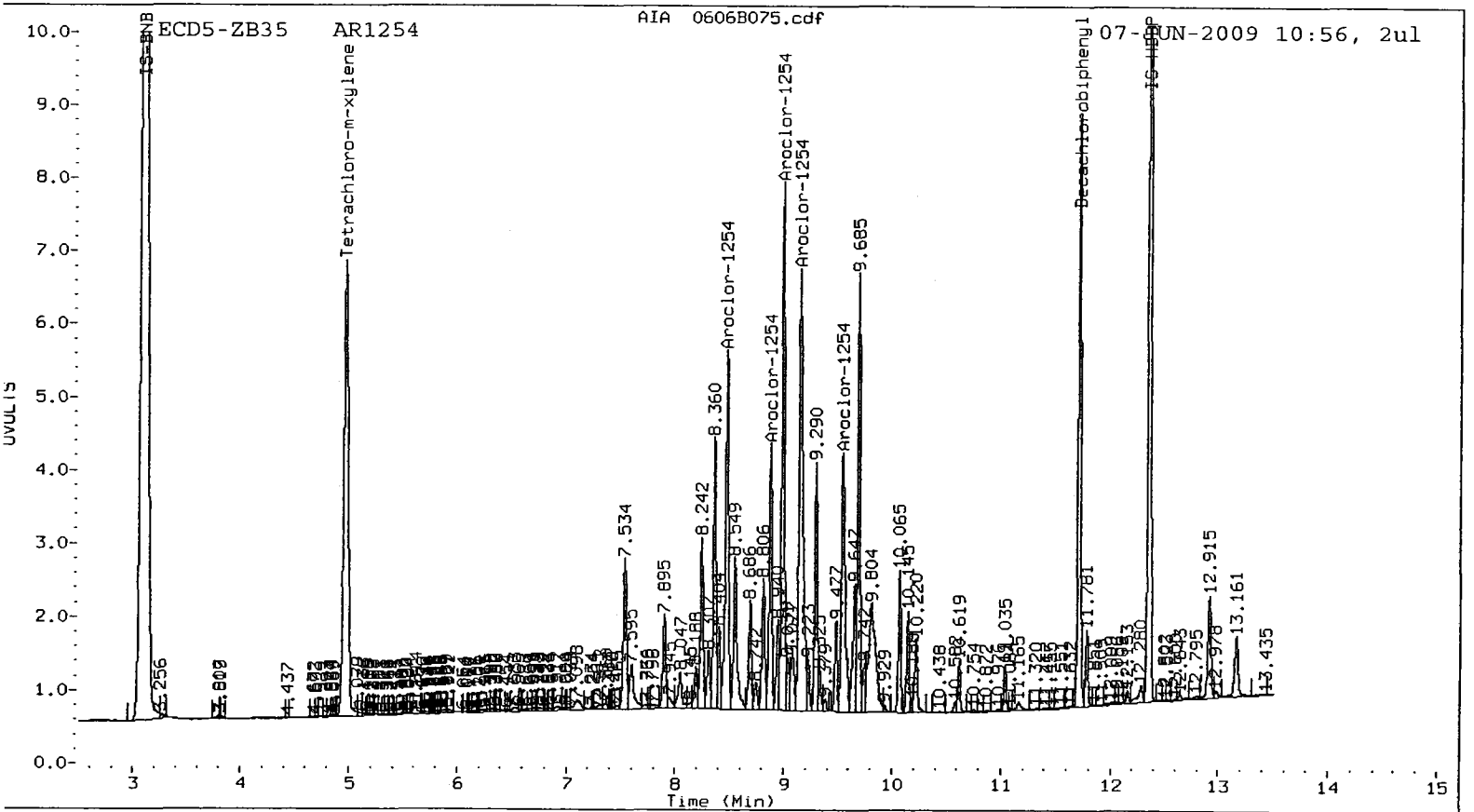
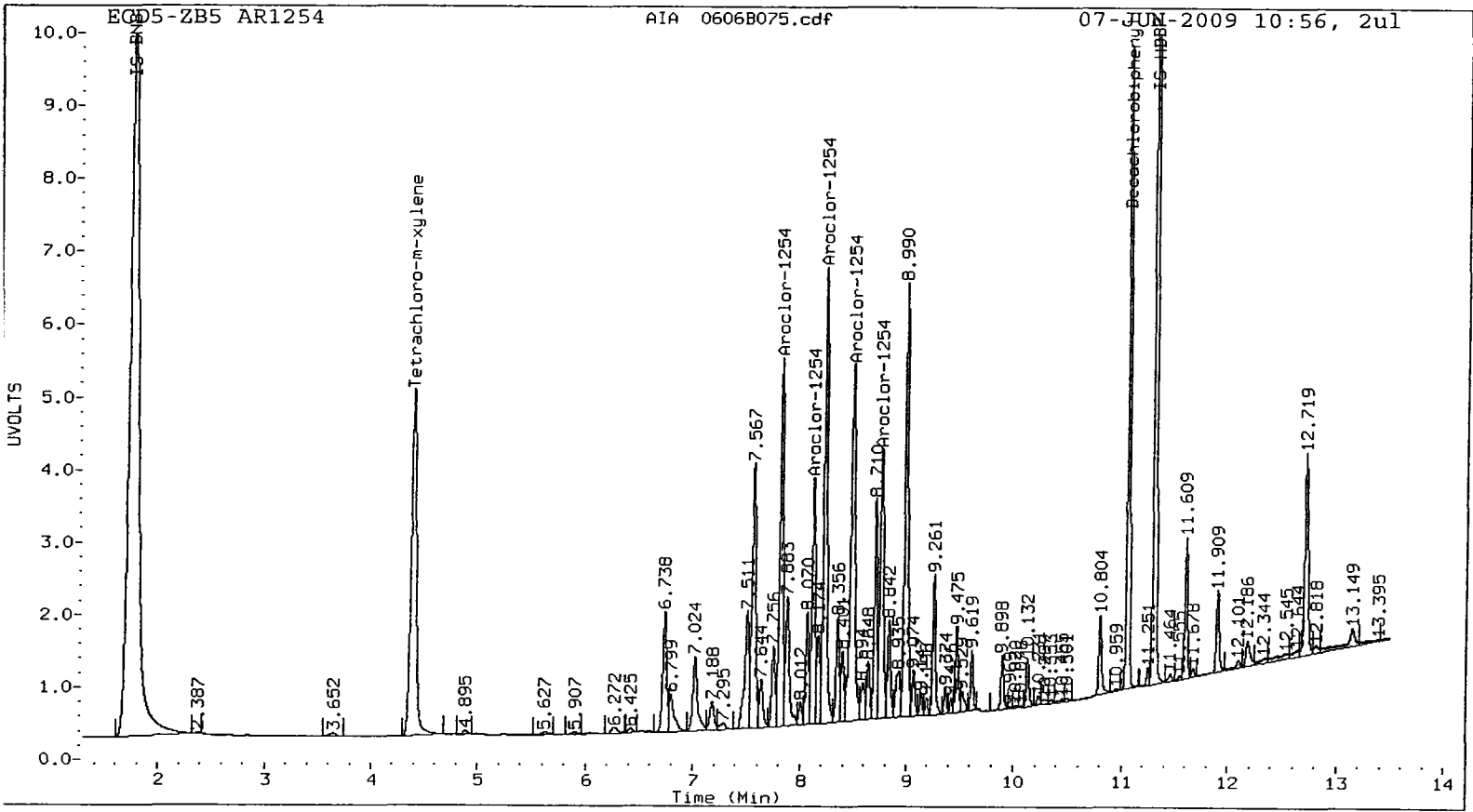
Total PCB Area Col1 (4.494 - 10.960) = 72917486 Col1 Total PCB = 0.3 ppm*

Total PCB Area Col2 (5.067 - 11.608) = 69813151 Col2 Total PCB = 0.3 ppm*

* Quantitated against AR1660 0.25ppm in Ical

PCB-Form 10 Mod.





Analytical Resources Inc.
Dual Column PCB Quantitation Report

Data file 1: 20090606.B/ical-1.b/0606B076.d
Data file 2: 20090606.B/ical-2.b/0606B076.d
Method: /chem2/ecd5.i/20090606.B/PCB1.m
Compound Sublist: AR2162
Instrument, Inj. Vol.: ecd5.i, 2ul
Quant Method: Internal Std

ARI ID: AR2162
Client ID:
Injection Date: 07-JUN-2009 11:13
Report Date: 06/08/2009 11:32
Matrix: SOIL
Dilution Factor: 1.000

ZB5 Col			ZB35 Col			ZB5	ZB35	RPD	Compound/Flag
RT	Shift	Response	RT	Shift	Response	on col	on col		
4.395	0.001	9611240	4.967	0.000	9601198	24.3	22.2	9.2	Tetrachloro-m-xylene
11.059	-0.001	7316875	11.707	0.000	6634665	20.4	20.2	1.1	Decachlorobiphenyl

* Indicates RPD > 40%

† Indicates Column 1 peak was manually integrated

‡ Indicates Column 2 peak was manually integrated

SURROGATE PERCENT RECOVERY

SURROGATE	Col1	Col2
Tetrachloro-m-xylene	60.9	55.5
Decachlorobiphenyl	51.0	50.4

7 06/08/09

INTERNAL STANDARD SUMMARY

Standard Cpnd	Column 1		%D
	Standard Area*	Sample Area	
Bromo-Nitrobenzene	30034732	30155380	0.4
Hexabromobiphenyl	12924817	13091416	1.3

Standard Cpnd	Column 2		%D
	Standard Area*	Sample Area	
Bromo-Nitrobenzene	33277512	33453094	0.5
Hexabromobiphenyl	11348053	11405896	0.5

* Standard Areas taken from Initial Cal Level 3

Initial Calibration Date: 07-JUN-2009

<- Indicates standard response outside Limits (-50 to +100%)

ZB5 Col						ZB35 Col				
Aroclor	Peak#	RT	Shift	Area	Amount	Peak#	RT	Shift	Area	Amount
Aroclor-1221	1	4.732	0.000	4107000	250.0	1	5.566	0.000	4866296	250.0
Aroclor-1221	2	4.895	0.000	2618542	250.0	2	5.791	0.000	2897629	250.0
Aroclor-1221	3	4.990	0.000	9878291	250.0	3	5.896	0.000	9579085	250.0
Aroclor-1221	NS	---				4	7.310	0.000	1515912	250.0

Total Col1Ave (3 peaks): 250.0 Total Col2Ave (4 peaks): 250.0 RPD = 0
 Corrected Ave: < 3 Peaks Corrected Ave (3 peaks): 250.0

Aroclor-1262	1	9.373	0.000	7041229	250.0	1	10.058	0.000	7217695	250.0
Aroclor-1262	2	9.619	0.000	16682932	250.0	2	10.218	0.000	17260943	250.0
Aroclor-1262	3	9.969	0.000	7133967	250.0	3	10.571	0.000	7224562	250.0
Aroclor-1262	4	10.020	0.000	7528085	250.0	4	10.619	0.000	10514841	250.0
Aroclor-1262	5	10.456	0.000	6106465	250.0	5	11.083	0.000	5818838	250.0

Total Col1Ave (5 peaks): 250.0 Total Col2Ave (5 peaks): 250.0 RPD = 0
 Corrected Ave (4 peaks): 250.0 Corrected Ave (4 peaks): 250.0 RPD = 0

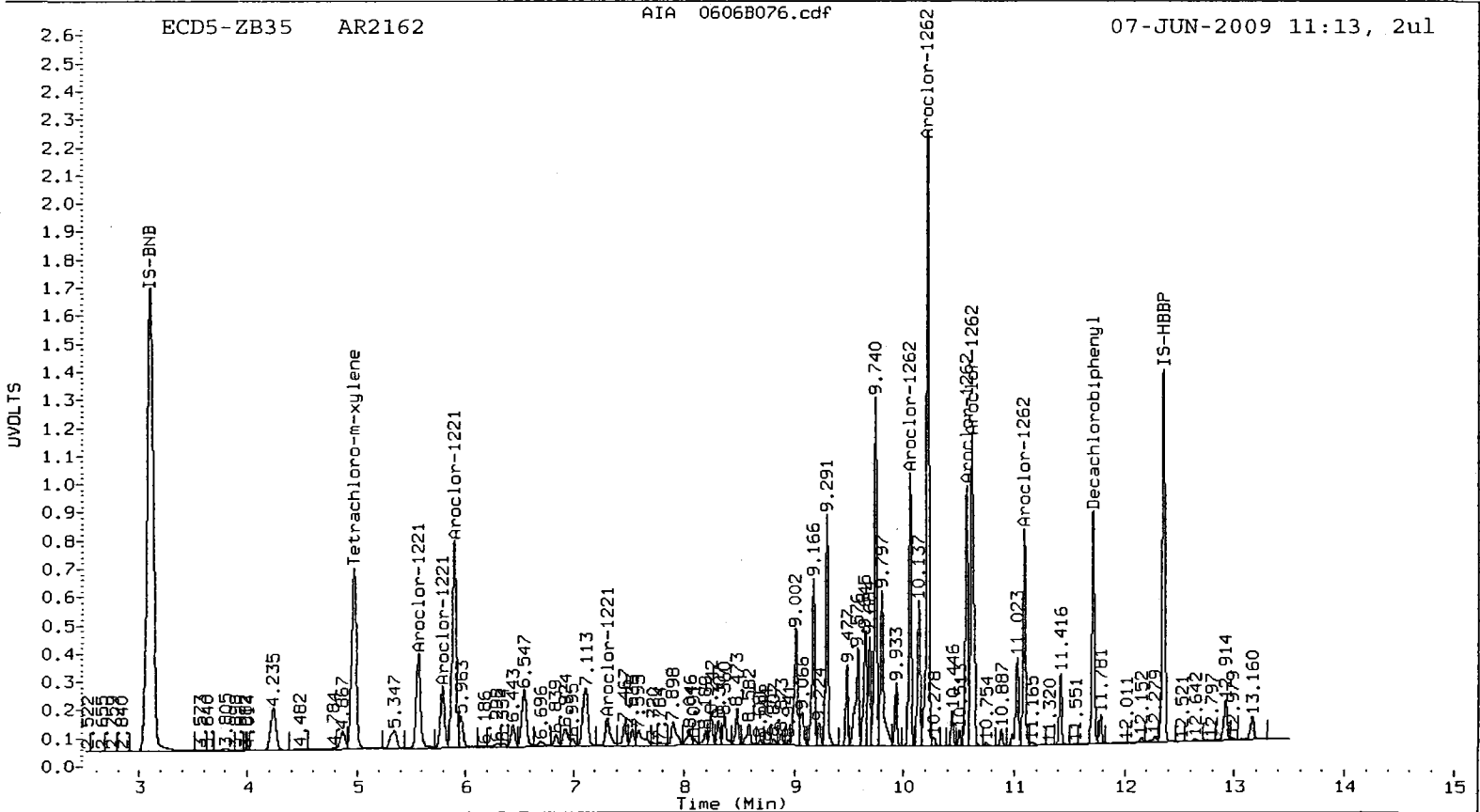
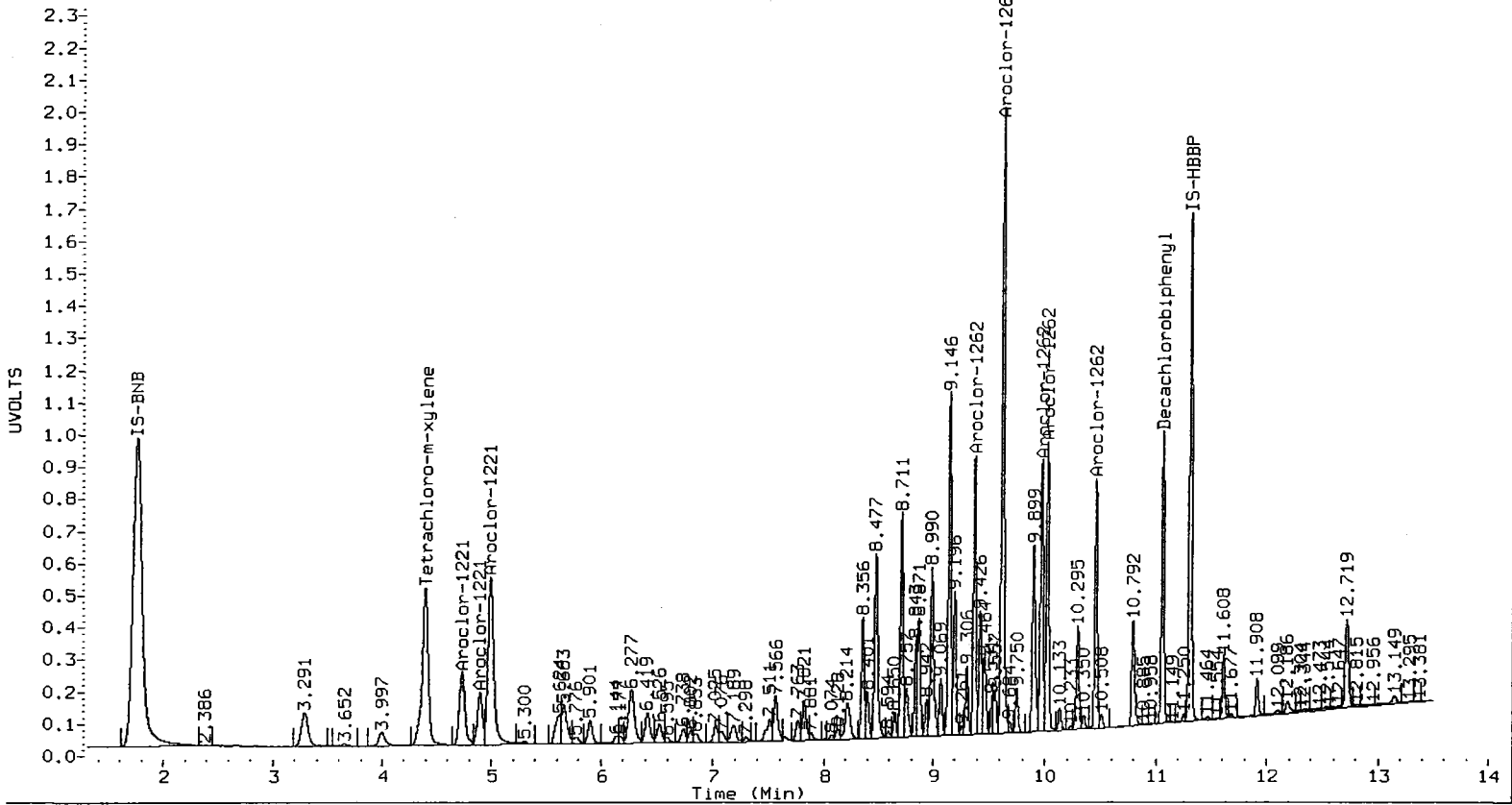
✓

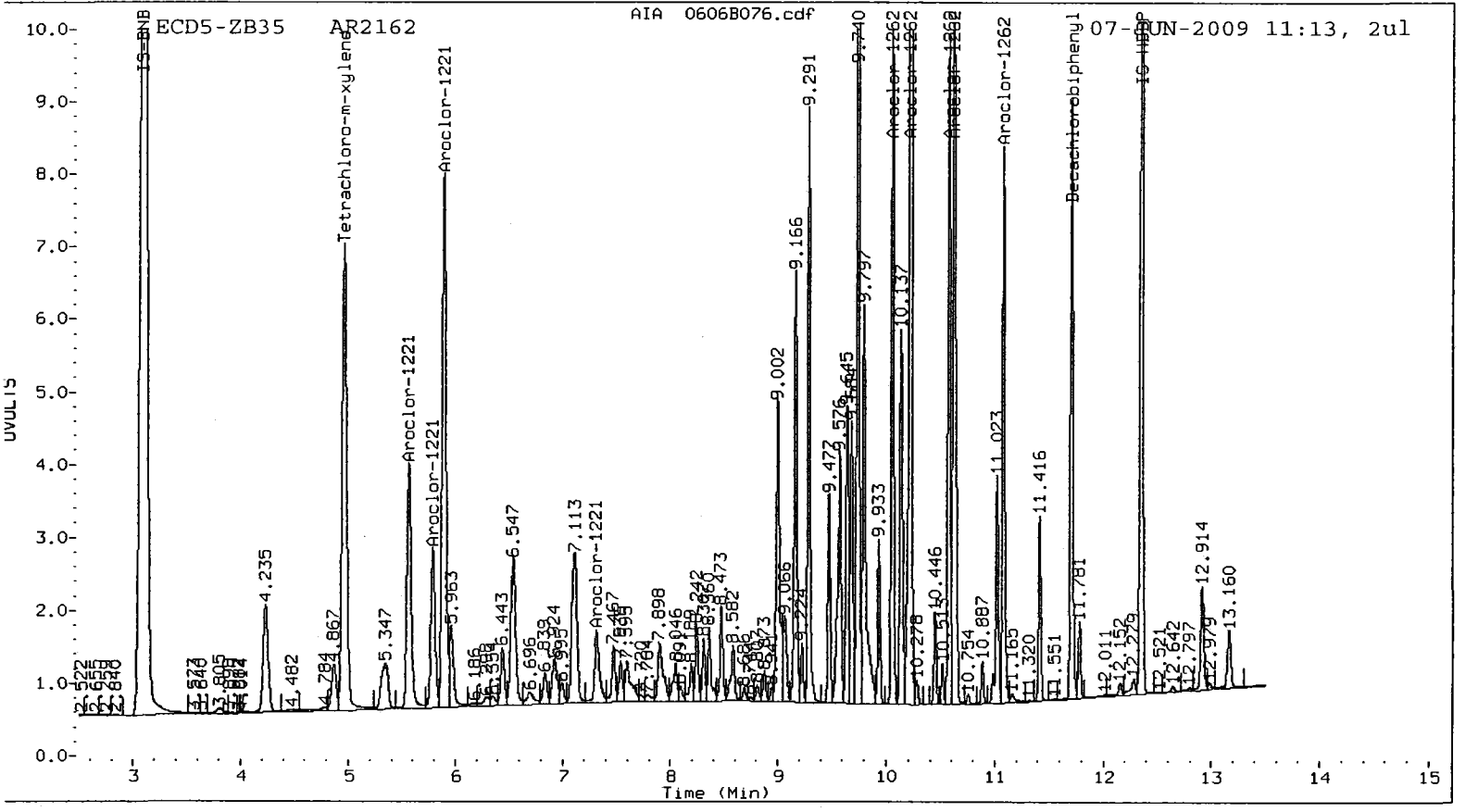
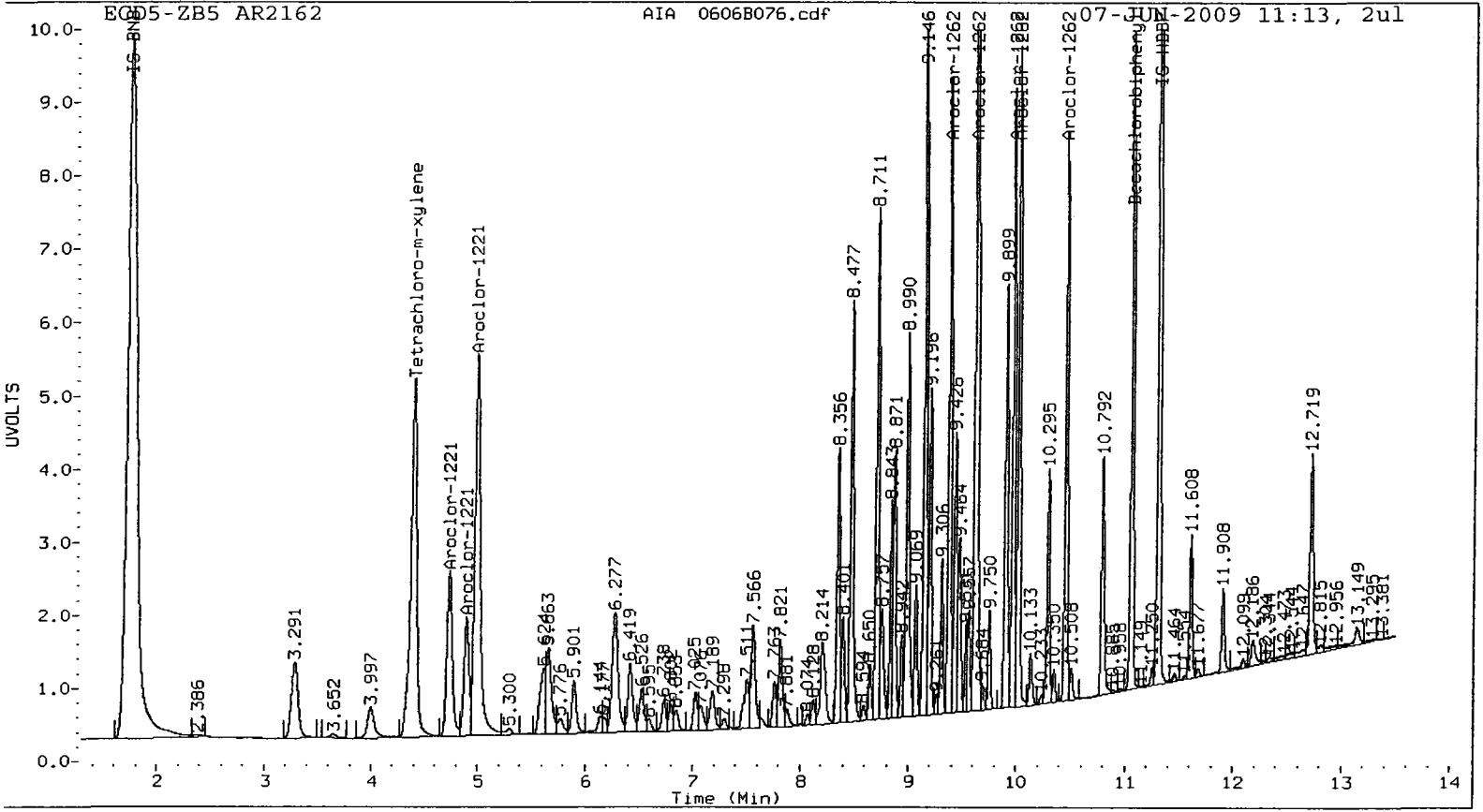
✓

Total PCB Area Col1 (4.494 - 10.960) = 155007359 Col1 Total PCB = 0.7 ppm*

Total PCB Area Col2 (5.067 - 11.608) = 152601495 Col2 Total PCB = 0.7 ppm*

* Quantitated against AR1660 0.25ppm in Ical





Analytical Resources Inc.
Dual Column PCB Quantitation Report

Data file 1: 20090606.B/ical-1.b/0606B077.d
Data file 2: 20090606.B/ical-2.b/0606B077.d
Method: /chem2/ecd5.i/20090606.B/PCB1.m
Compound Sublist: AR3268
Instrument, Inj. Vol.: ecd5.i, 2ul
Quant Method: Internal Std

ARI ID: AR3268
Client ID:
Injection Date: 07-JUN-2009 11:30
Report Date: 06/08/2009 11:32
Matrix: SOIL
Dilution Factor: 1.000

ZB5 Col			ZB35 Col			ZB5	ZB35	RPD	Compound/Flag
RT	Shift	Response	RT	Shift	Response	on col	on col		
4.394	0.000	8880991	4.967	0.000	9242570	22.0	21.0	5.0	Tetrachloro-m-xylene
11.060	0.000	12131467	11.708	0.000	10915159	33.1	32.6	1.6	Decachlorobiphenyl

- * Indicates RPD > 40%
- M Indicates Column 1 peak was manually integrated
- N Indicates Column 2 peak was manually integrated

SURROGATE PERCENT RECOVERY

SURROGATE	Col1	Col2
Tetrachloro-m-xylene	55.1	52.4
Decachlorobiphenyl	82.8	81.5

MR 06/08/09

INTERNAL STANDARD SUMMARY

Standard Cpnd	Column 1		%D
	Standard Area*	Sample Area	
Bromo-Nitrobenzene	30034732	30793809	2.5
Hexabromobiphenyl	12924817	13362803	3.4

Standard Cpnd	Column 2		%D
	Standard Area*	Sample Area	
Bromo-Nitrobenzene	33277512	34110441	2.5
Hexabromobiphenyl	11348053	11603540	2.3

- * Standard Areas taken from Initial Cal Level 3
Initial Calibration Date: 07-JUN-2009
- <- Indicates standard response outside Limits (-50 to +100%)

ZB5 Col						ZB35 Col				
Aroclor	Peak#	RT	Shift	Area	Amount	Peak#	RT	Shift	Area	Amount
Aroclor-1232	1	4.992	0.000	3437777	250.0	1	5.896	0.000	3180127	250.0
Aroclor-1232	2	5.902	0.000	1666162	250.0	2	6.535	0.000	2910885	250.0
Aroclor-1232	3	6.276	0.000	5336337	250.0	3	7.114	0.000	5609492	250.0
Aroclor-1232	4	6.420	0.000	2299095	250.0	4	7.310	0.000	2209478	250.0
Total Col1Ave (4 peaks):				250.0	Total Col2Ave (4 peaks):				250.0	RPD = 0
Corrected Ave (3 peaks):				250.0	Corrected Ave (3 peaks):				250.0	RPD = 0

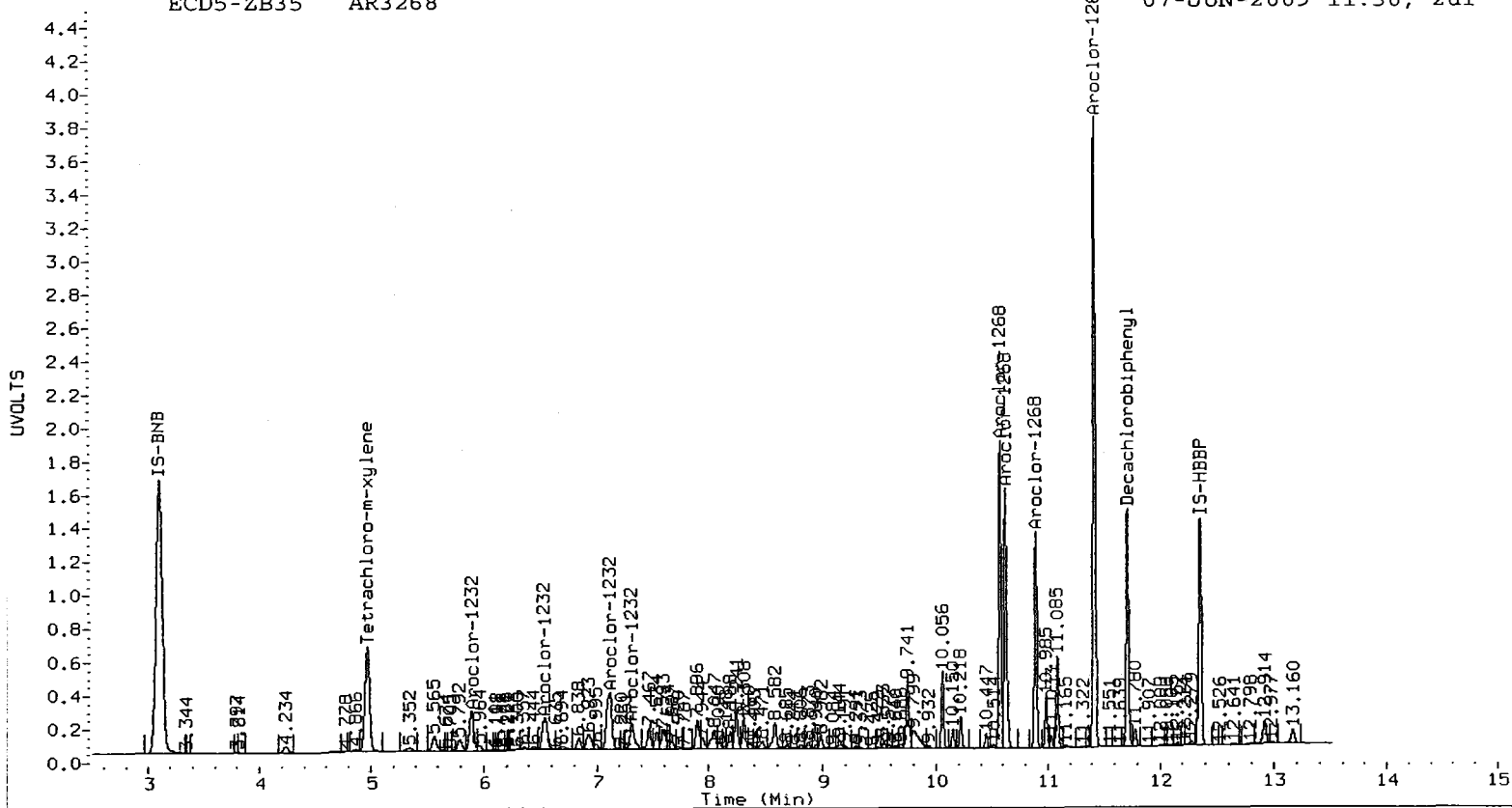
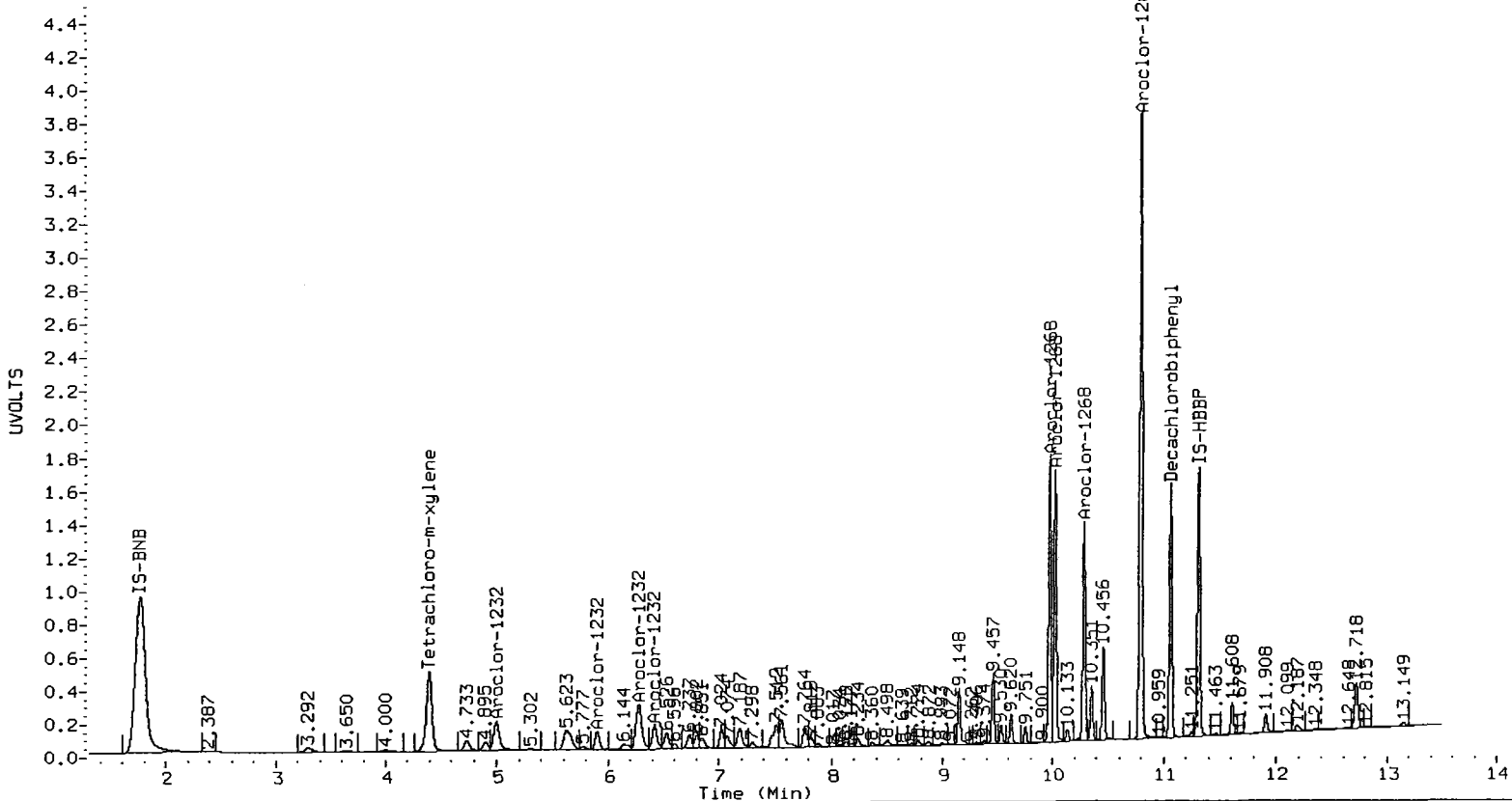
Aroclor-1268	1	9.970	0.000	14112716	250.0	1	10.572	0.000	13472218	250.0
Aroclor-1268	2	10.019	0.000	13326131	250.0	2	10.618	0.000	12351776	250.0
Aroclor-1268	3	10.280	0.000	10665427	250.0	3	10.888	0.000	9568002	250.0
Aroclor-1268	4	10.791	0.000	30498213	250.0	4	11.416	0.000	27926034	250.0
Total Col1Ave (4 peaks):				250.0	Total Col2Ave (4 peaks):				250.0	RPD = 0
Corrected Ave (3 peaks):				250.0	Corrected Ave (3 peaks):				250.0	RPD = 0

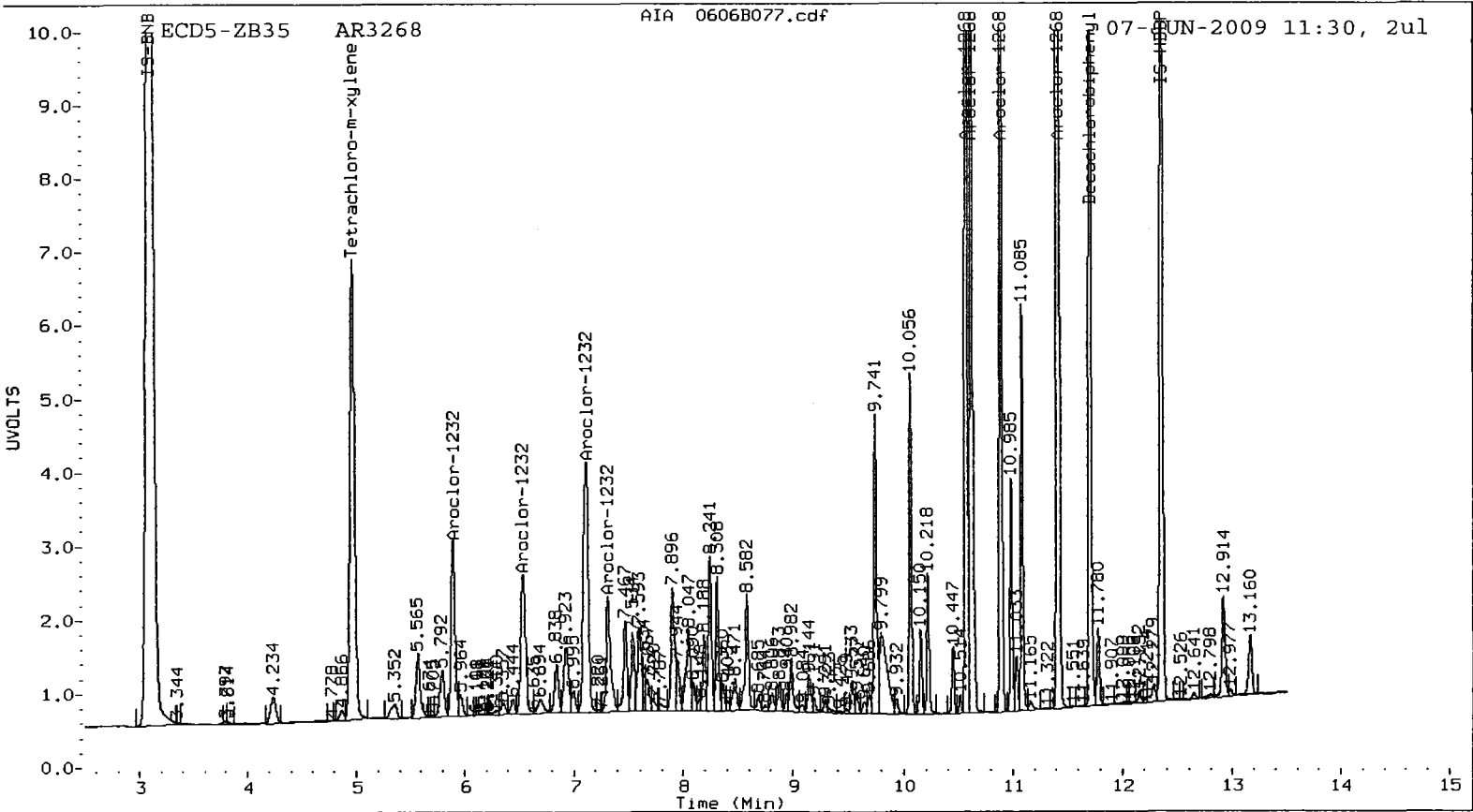
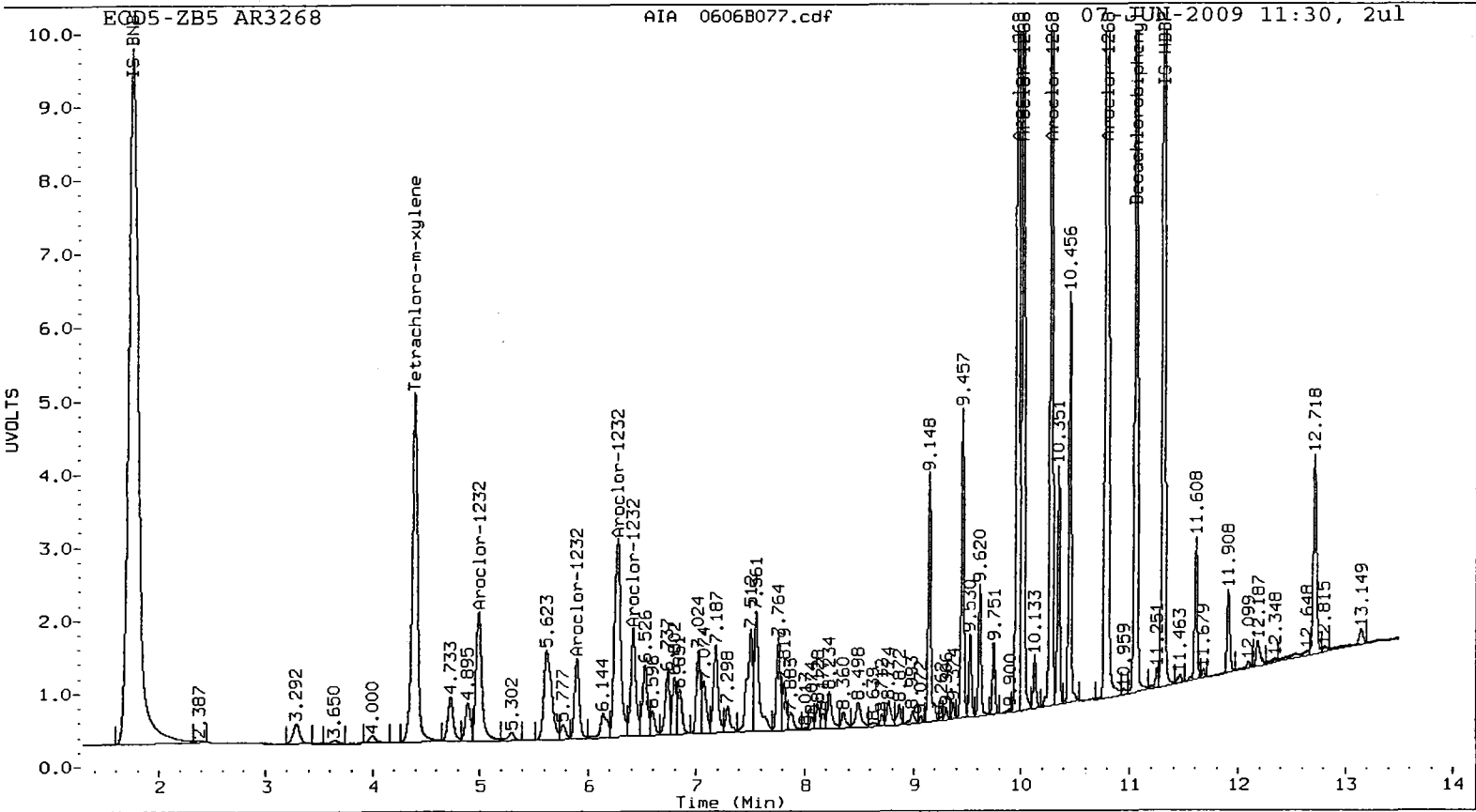
✓

Total PCB Area Col1 (4.494 - 10.960) = 127739359 Col1 Total PCB = 0.6 ppm*

Total PCB Area Col2 (5.067 - 11.608) = 125016784 Col2 Total PCB = 0.6 ppm*

* Quantitated against AR1660 0.25ppm in Ical





7F
PCB CALIBRATION VERIFICATION SUMMARY

Lab Name: ANALYTICAL RESOURCES, INC

Client: ENVIRO SCI CORP

ARI Job No.: PB35

Project: JELD-WEN NORD DOOR

GC Column: ZB5

Intrument: ECD5

Init. Calib. Date: 06/07/09

Date Analyzed :06/13/09

Lab Standard ID: AR1248

Time Analyzed :1351

COMPOUND/PEAK NO.	RT	RT WINDOW		CALC AMOUNT (ng)	NOM AMOUNT (ng)	%D
		FROM	TO			
Aroclor-1248-1	6.27	6.17	6.37	263.7	250.0	5.5
Aroclor-1248-2	6.74	6.64	6.84	267.6	250.0	7.0
Aroclor-1248-3	7.02	6.92	7.12	266.6	250.0	6.6
Aroclor-1248-4	7.56	7.46	7.66	263.8	250.0	5.5

AVERAGE %D = 6.2

FORM VII PCB

PB35 : 00857

7F
PCB CALIBRATION VERIFICATION SUMMARY

Lab Name: ANALYTICAL RESOURCES, INC

Client: ENVIRO SCI CORP

ARI Job No.: PB35

Project: JELD-WEN NORD DOOR

GC Column: ZB35

Intrument: ECD5

Init. Calib. Date: 06/07/09

Date Analyzed :06/13/09

Lab Standard ID: AR1248

Time Analyzed :1351

COMPOUND/PEAK NO.	RT	RT WINDOW		CALC AMOUNT (ng)	NOM AMOUNT (ng)	%D
		FROM	TO			
=====	=====	=====	=====	=====	=====	=====
Aroclor-1248-1	7.10	7.00	7.20	263.6	250.0	5.4
Aroclor-1248-2	7.53	7.43	7.63	271.3	250.0	8.5
Aroclor-1248-3	7.89	7.79	7.99	272.9	250.0	9.2
Aroclor-1248-4	8.24	8.14	8.34	280.1	250.0	12.0

AVERAGE %D = 8.8

FORM VII PCB

PB35 : 00858

Analytical Resources Inc.
Dual Column PCB Quantitation Report

Data file 1: 20090606.B/0613-1.b/0613B009.d
Data file 2: 20090606.B/0613-2.b/0613B009.d
Method: /chem2/ecd5.i/20090606.B/PCB1.m
Compound Sublist: AR1248
Instrument, Inj. Vol.: ecd5.i, 2ul
Quant Method: Internal Std

ARI ID: AR1248
Client ID:
Injection Date: 13-JUN-2009 13:51
Report Date: 06/15/2009 14:04
Matrix: SOIL
Dilution Factor: 1.000

RT	ZB5 Col Shift	ZB5 Col Response	RT	ZB35 Col Shift	ZB35 Col Response	ZB5 on col	ZB35 on col	RPD	Compound/Flag
4.395	-0.003	8720751	4.963	-0.003	9404125	24.3	24.1	0.7	Tetrachloro-m-xylene
11.059	0.000	6799870	11.703	0.000	6554680	21.0	21.0	0.1	Decachlorobiphenyl

- * Indicates RPD > 40%
- M Indicates Column 1 peak was manually integrated
- N Indicates Column 2 peak was manually integrated

SURROGATE PERCENT RECOVERY

SURROGATE	Col1	Col2
Tetrachloro-m-xylene	60.6	60.2
Decachlorobiphenyl	52.4	52.5

06/15/09

INTERNAL STANDARD SUMMARY

Standard Cpnd	Column 1		
	Standard Area*	Sample Area	%D
Bromo-Nitrobenzene	30034732	27469181	-8.5
Hexabromobiphenyl	12924817	11823184	-8.5

Standard Cpnd	Column 2		
	Standard Area*	Sample Area	%D
Bromo-Nitrobenzene	33277512	30193953	-9.3
Hexabromobiphenyl	11348053	10814332	-4.7

- * Standard Areas taken from Initial Cal Level 3
Initial Calibration Date: 07-JUN-2009
- <- Indicates standard response outside Limits (-50 to +100%)

ZB5 Col

ZB35 Col

Aroclor	Peak#	RT	Shift	Area	Amount	Peak#	RT	Shift	Area	Amount	
Aroclor-1248	1	6.272	0.000	4188234	263.7	1	7.100	-0.006	4437837	263.6	
Aroclor-1248	2	6.736	-0.002	2780378	267.6	2	7.530	-0.002	2628104	271.3	
Aroclor-1248	3	7.023	-0.001	3236444	266.6	3	7.892	-0.001	3450884	272.9	
Aroclor-1248	4	7.561	-0.006	5128668	263.8	4	8.238	-0.001	4602121	280.1	
Total Col1Ave (4 peaks):				265.4	Total Col2Ave (4 peaks):				272.0	RPD = 2	
Corrected Ave (3 peaks):				264.7	Corrected Ave (3 peaks):				269.2	RPD = 2	

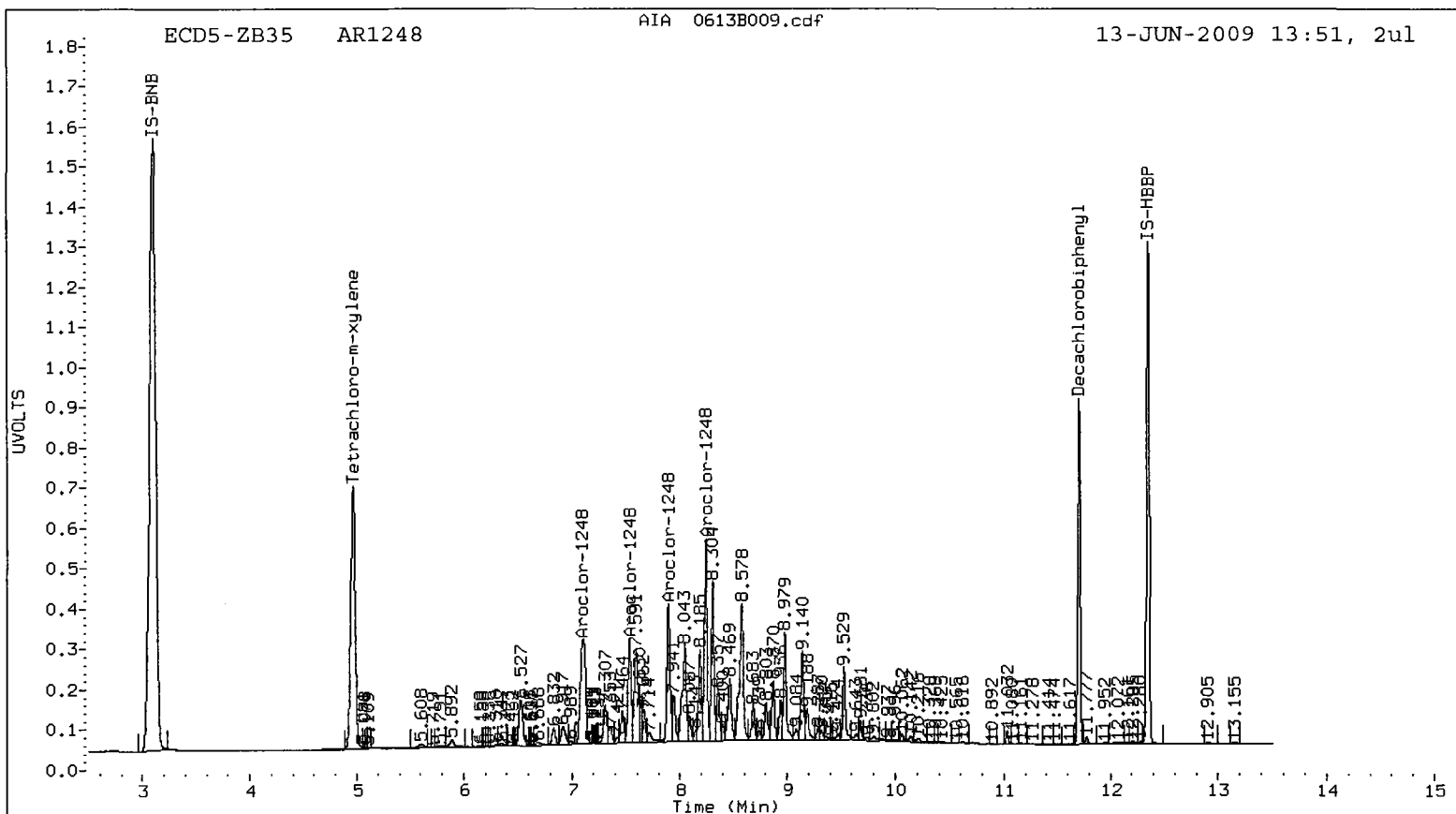
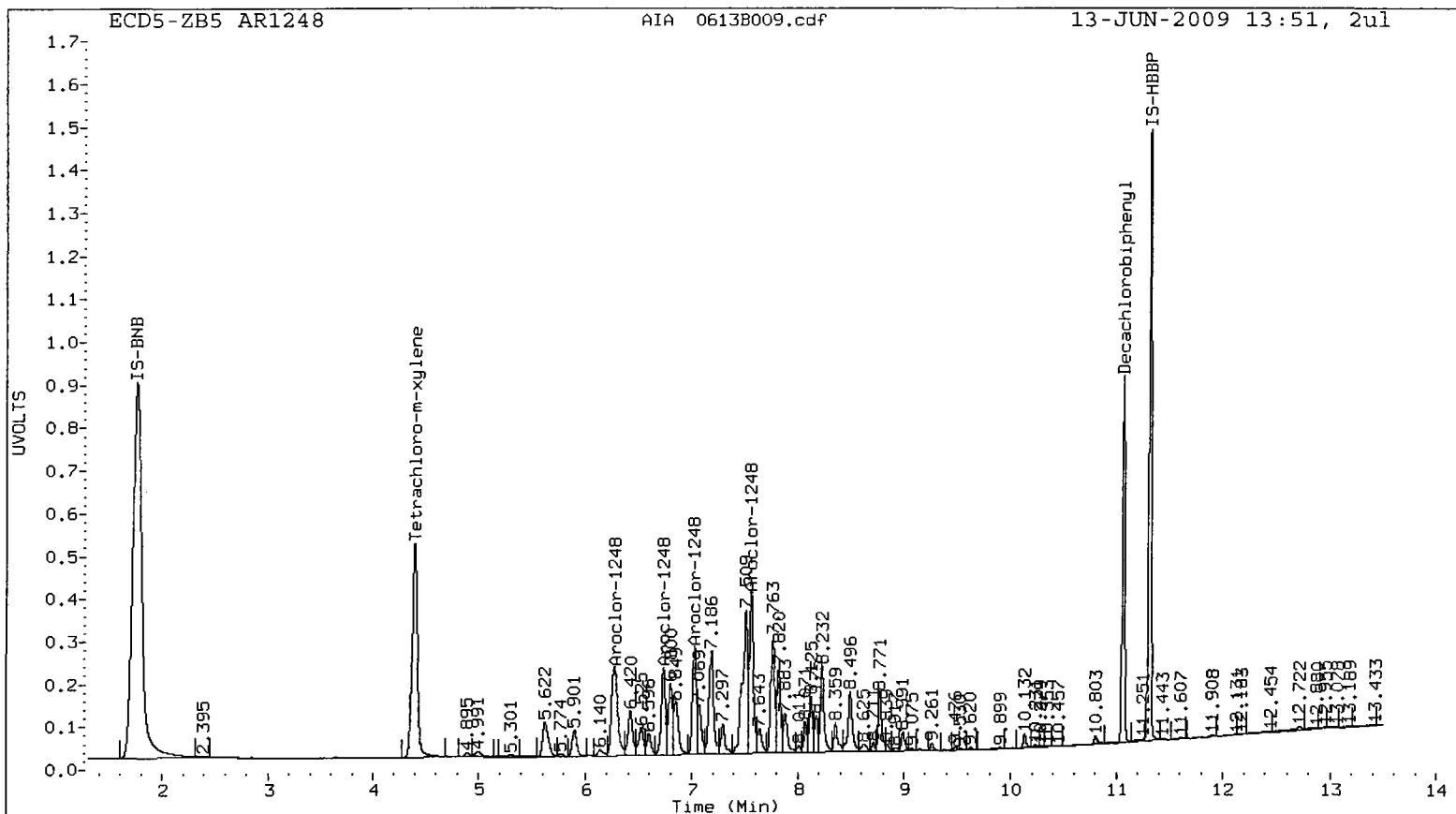
Total PCB Area Col1 (4.498 - 10.960) = 58603693 Col1 Total PCB = 0.3 ppm*

Total PCB Area Col2 (5.066 - 11.603) = 58072492 Col2 Total PCB = 0.3 ppm*

* Quantitated against AR1660 0.25ppm in Ical

PCB-Form 10 Mod.

PB35 : 00860



7F
PCB CALIBRATION VERIFICATION SUMMARY

Lab Name: ANALYTICAL RESOURCES, INC

Client: ENVIRO SCI CORP

ARI Job No.: PB35

Project: JELD-WEN NORD DOOR

GC Column: ZB5

Intrument: ECD5

Init. Calib. Date: 06/07/09

Date Analyzed :06/13/09

Lab Standard ID: AR1660

Time Analyzed :1408

COMPOUND/PEAK NO.	RT	RT WINDOW		CALC AMOUNT (ng)	NOM AMOUNT (ng)	%D
		FROM	TO			
Aroclor-1016-1	5.90	5.80	6.00	272.3	250.0	8.9
Aroclor-1016-2	6.28	6.18	6.38	260.0	250.0	4.0
Aroclor-1016-3	6.42	6.32	6.52	264.7	250.0	5.9
Aroclor-1016-4	6.52	6.43	6.63	278.9	250.0	11.6

AVERAGE %D = 7.6

Date Analyzed :06/13/09

Lab Standard ID: AR1660

Time Analyzed :1408

COMPOUND/PEAK NO.	RT	RT WINDOW		CALC AMOUNT (ng)	NOM AMOUNT (ng)	%D
		FROM	TO			
Aroclor-1260-1	9.15	9.05	9.25	257.1	250.0	2.8
Aroclor-1260-2	9.37	9.27	9.47	258.9	250.0	3.5
Aroclor-1260-3	9.62	9.52	9.72	253.4	250.0	1.4
Aroclor-1260-4	9.90	9.80	10.00	251.3	250.0	0.5
Aroclor-1260-5	10.02	9.92	10.12	257.2	250.0	2.9

AVERAGE %D = 2.2

FORM VII PCB

PB35 : 00862

7F
PCB CALIBRATION VERIFICATION SUMMARY

Lab Name: ANALYTICAL RESOURCES, INC

Client: ENVIRO SCI CORP

ARI Job No.: PB35

Project: JELD-WEN NORD DOOR

GC Column: ZB35

Intrument: ECD5

Init. Calib. Date: 06/07/09

Date Analyzed :06/13/09

Lab Standard ID: AR1660

Time Analyzed :1408

COMPOUND/PEAK NO.	RT	RT WINDOW		CALC AMOUNT (ng)	NOM AMOUNT (ng)	%D
		FROM	TO			
Aroclor-1016-1	6.53	6.43	6.63	257.9	250.0	3.2
Aroclor-1016-2	7.11	7.01	7.21	255.7	250.0	2.3
Aroclor-1016-3	7.31	7.20	7.40	246.4	250.0	-1.4
Aroclor-1016-4	7.89	7.79	7.99	262.2	250.0	4.9

AVERAGE %D = 3.0

Date Analyzed :06/13/09

Lab Standard ID: AR1660

Time Analyzed :1408

COMPOUND/PEAK NO.	RT	RT WINDOW		CALC AMOUNT (ng)	NOM AMOUNT (ng)	%D
		FROM	TO			
Aroclor-1260-1	9.29	9.19	9.39	286.9	250.0	14.8
Aroclor-1260-2	10.06	9.95	10.15	260.3	250.0	4.1
Aroclor-1260-3	10.22	10.11	10.31	270.7	250.0	8.3
Aroclor-1260-4	10.62	10.51	10.71	251.6	250.0	0.6

AVERAGE %D = 7.0

FORM VII PCB

PB35 : 00863

Analytical Resources Inc.
Dual Column PCB Quantitation Report

Data file 1: 20090606.B/0613-1.b/0613B010.d
Data file 2: 20090606.B/0613-2.b/0613B010.d
Method: /chem2/ecd5.i/20090606.B/PCB1.m
Compound Sublist: AR1660
Instrument, Inj. Vol.: ecd5.i, 2ul
Quant Method: Internal Std

ARI ID: AR1660
Client ID:
Injection Date: 13-JUN-2009 14:08
Report Date: 06/15/2009 14:04
Matrix: SOIL
Dilution Factor: 1.000

ZB5 Col			ZB35 Col			ZB5	ZB35	RPD	Compound/Flag
RT	Shift	Response	RT	Shift	Response	on col	on col		
4.395	-0.004	8027571	4.963	-0.004	8306956	20.9	19.8	5.5	Tetrachloro-m-xylene
11.060	0.000	6118420	11.704	0.001	5932680	17.5	17.9	2.2	Decachlorobiphenyl

- * Indicates RPD > 40%
- M Indicates Column 1 peak was manually integrated
- N Indicates Column 2 peak was manually integrated

SURROGATE PERCENT RECOVERY

SURROGATE	Col1	Col2
Tetrachloro-m-xylene	52.3	49.6
Decachlorobiphenyl	43.6	44.6

06/15/09

INTERNAL STANDARD SUMMARY

Standard Cpnd	Column 1		%D
	Standard Area*	Sample Area	
Bromo-Nitrobenzene	30034732	29288306	-2.5
Hexabromobiphenyl	12924817	12783730	-1.1

Standard Cpnd	Column 2		%D
	Standard Area*	Sample Area	
Bromo-Nitrobenzene	33277512	32412879	-2.6
Hexabromobiphenyl	11348053	11514424	1.5

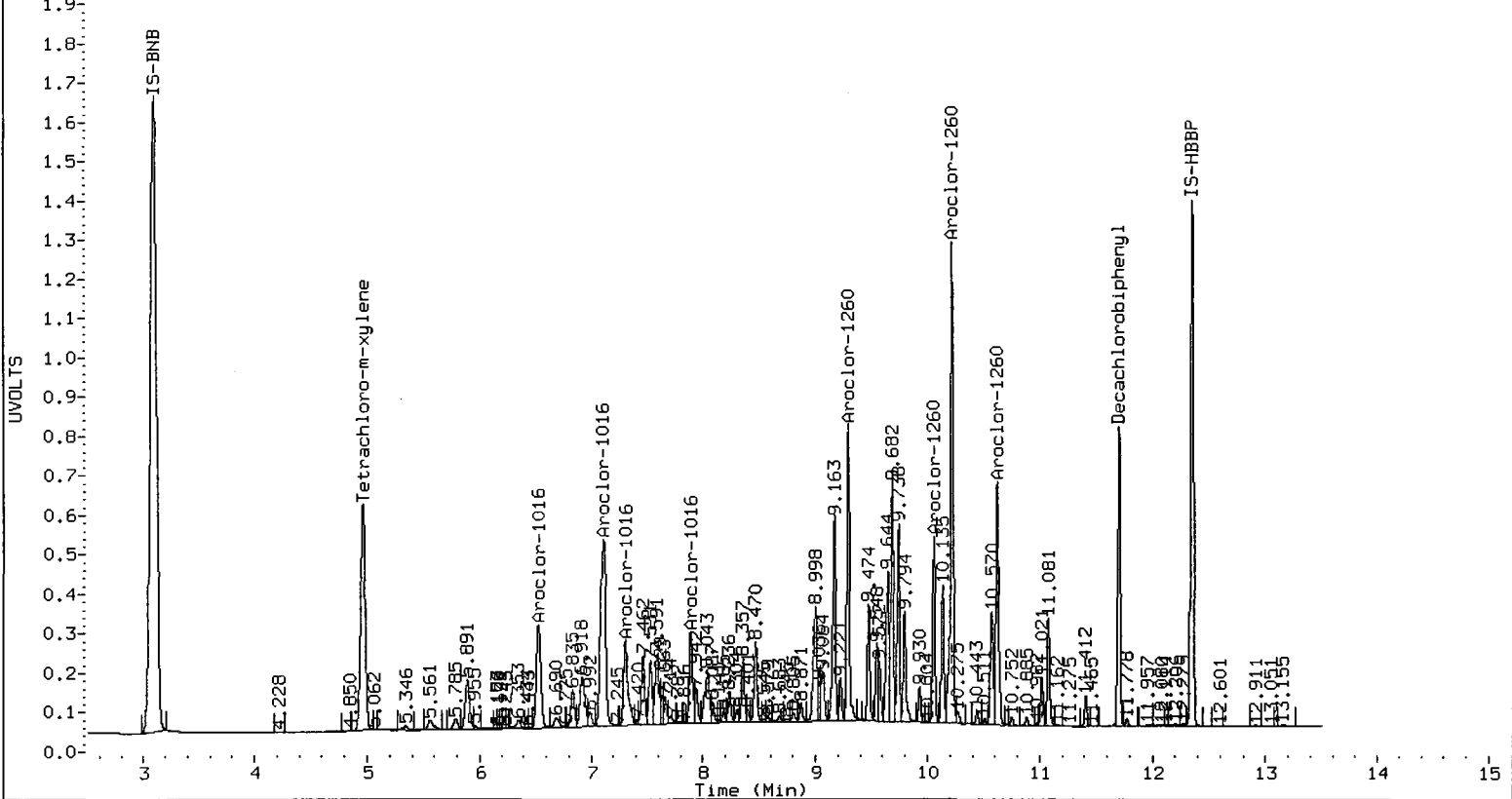
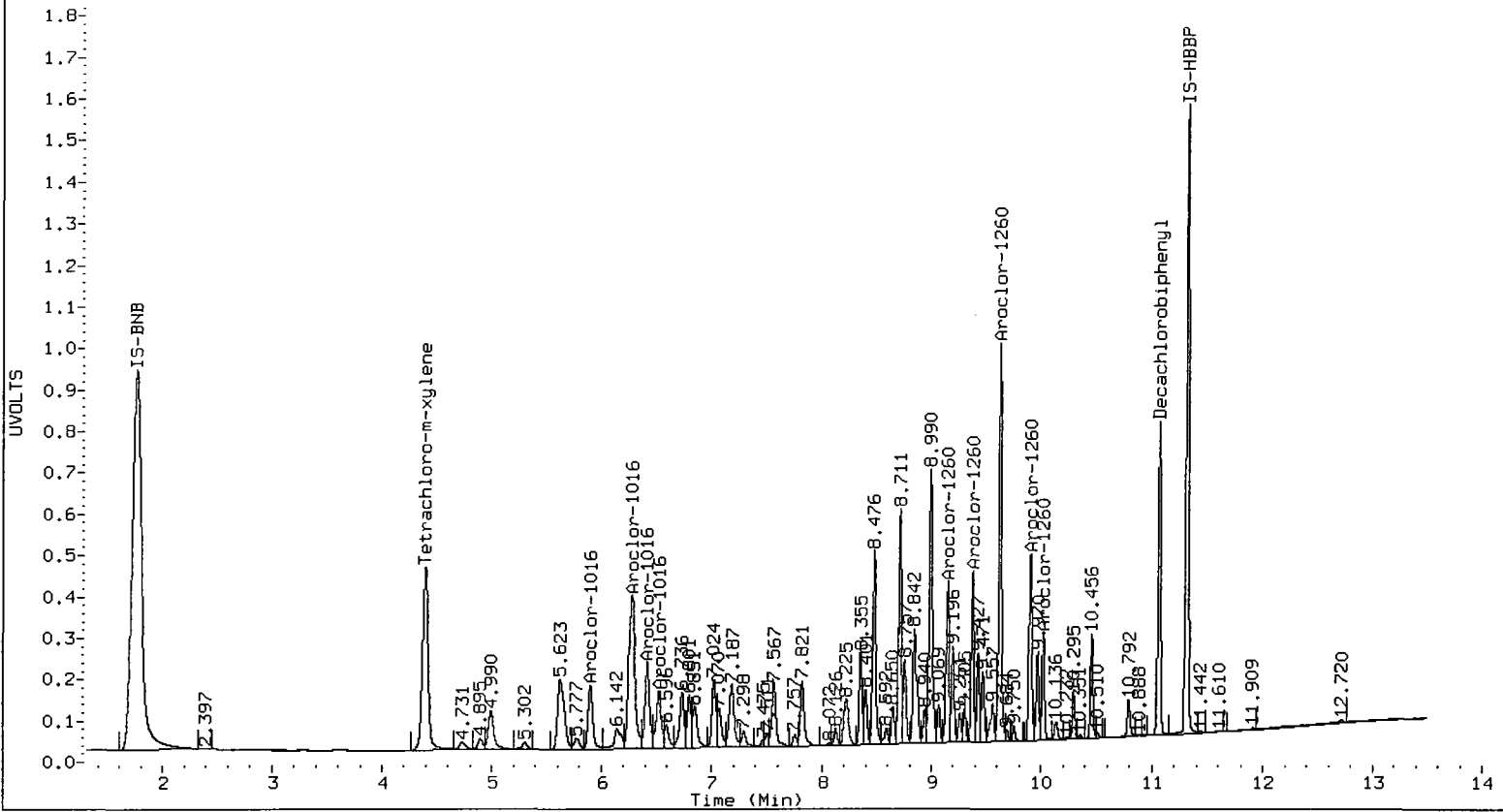
* Standard Areas taken from Initial Cal Level 3
Initial Calibration Date: 07-JUN-2009
<- Indicates standard response outside Limits (-50 to +100%)

ZB5 Col					ZB35 Col						
Aroclor	Peak#	RT	Shift	Area	Amount	Peak#	RT	Shift	Area	Amount	
Aroclor-1016	1	5.901	0.000	2412175	272.3	1	6.529	0.001	3809342	257.9	
Aroclor-1016	2	6.275	0.000	7414416	260.0	2	7.110	0.002	7894041	255.7	
Aroclor-1016	3	6.419	0.000	3223647	264.7	3	7.305	0.001	2968283	246.4	
Aroclor-1016	4	6.525	5.525	2175786	278.9	4	7.892	0.000	2410034	262.2	
Total CollAve (4 peaks):				269.0		Total Col2Ave (4 peaks):				255.6	RPD = 5
Corrected Ave (3 peaks):				265.6		Corrected Ave (3 peaks):				253.4	RPD = 5
Aroclor-1260	1	9.147	0.001	3528898	257.1	1	9.288	0.000	6207211	286.9	
Aroclor-1260	2	9.373	0.000	3370951	258.9	2	10.056	0.001	3650324	260.3	
Aroclor-1260	3	9.619	0.000	8387267	253.4	3	10.216	0.001	9752662	270.7	
Aroclor-1260	4	9.899	0.001	4314339	251.3	4	10.615	0.001	5384011	251.6	
Aroclor-1260	5	10.020	0.000	2154075	257.2	NS	---			----	
Total CollAve (5 peaks):				255.6		Total Col2Ave (4 peaks):				267.4	RPD = 5
Corrected Ave (4 peaks):				254.8		Corrected Ave (3 peaks):				260.8	RPD = 2

Total PCB Area Coll (4.498 - 10.960) = 108025898 Coll Total PCB = 0.5 ppm*

Total PCB Area Col2 (5.066 - 11.603) = 106324400 Col2 Total PCB = 0.5 ppm*

* Quantitated against AR1660 0.25ppm in Ical



7F
PCB CALIBRATION VERIFICATION SUMMARY

Lab Name: ANALYTICAL RESOURCES, INC

Client: ENVIRO SCI CORP

ARI Job No.: PB35

Project: JELD-WEN NORD DOOR

GC Column: ZB5

Intrument: ECD5

Init. Calib. Date: 06/07/09

Date Analyzed :06/13/09

Lab Standard ID: AR1242

Time Analyzed :1643

COMPOUND/PEAK NO.	RT	RT WINDOW		CALC AMOUNT (ng)	NOM AMOUNT (ng)	%D
		FROM	TO			
Aroclor-1242-1	5.90	5.80	6.00	235.7	250.0	-5.7
Aroclor-1242-2	6.27	6.18	6.38	223.8	250.0	-10.5
Aroclor-1242-3	6.42	6.32	6.52	220.9	250.0	-11.6
Aroclor-1242-4	7.51	7.41	7.61	195.8	250.0	-21.7

AVERAGE %D = 12.4

FORM VII PCB

PB35 : 00867

7F
PCB CALIBRATION VERIFICATION SUMMARY

Lab Name: ANALYTICAL RESOURCES, INC

Client: ENVIRO SCI CORP

ARI Job No.: PB35

Project: JELD-WEN NORD DOOR

GC Column: ZB35

Intrument: ECD5

Init. Calib. Date: 06/07/09

Date Analyzed :06/13/09

Lab Standard ID: AR1242

Time Analyzed :1643

COMPOUND/PEAK NO.	RT	RT WINDOW		CALC AMOUNT (ng)	NOM AMOUNT (ng)	%D
		FROM	TO			
Aroclor-1242-1	6.53	6.43	6.63	215.8	250.0	-13.7
Aroclor-1242-2	7.11	7.01	7.21	218.8	250.0	-12.5
Aroclor-1242-3	7.31	7.21	7.41	212.4	250.0	-15.0
Aroclor-1242-4	8.19	8.09	8.29	214.4	250.0	-14.2

AVERAGE %D = 13.9

FORM VII PCB

PB35 : 00868

Analytical Resources Inc.
Dual Column PCB Quantitation Report

Data file 1: 20090606.B/0613-1.b/0613B019.d
Data file 2: 20090606.B/0613-2.b/0613B019.d
Method: /chem2/ecd5.i/20090606.B/PCB1.m
Compound Sublist: AR1242
Instrument, Inj. Vol.: ecd5.i, 2ul
Quant Method: Internal Std

ARI ID: AR1242
Client ID:
Injection Date: 13-JUN-2009 16:43
Report Date: 06/15/2009 14:05
Matrix: SOIL
Dilution Factor: 1.000

ZB5 Col			ZB35 Col			ZB5	ZB35	RPD	Compound/Flag
RT	Shift	Response	RT	Shift	Response	on col	on col		
4.396	-0.002	8359198	4.966	0.000	8783423	23.1	21.8	6.0	Tetrachloro-m-xylene
11.059	-0.001	5134416	11.703	0.000	6104607	19.7	20.6	4.6	Decachlorobiphenyl

- * Indicates RPD > 40%
- M Indicates Column 1 peak was manually integrated
- N Indicates Column 2 peak was manually integrated

SURROGATE PERCENT RECOVERY

SURROGATE	Col1	Col2
Tetrachloro-m-xylene	57.8	54.5
Decachlorobiphenyl	49.3	51.6

RL 06/15/09

INTERNAL STANDARD SUMMARY

Standard Cpnd	Column 1		%D
	Standard Area*	Sample Area	
Bromo-Nitrobenzene	30034732	27602238	-8.1
Hexabromobiphenyl	12924817	9504108	-26.5

Standard Cpnd	Column 2		%D
	Standard Area*	Sample Area	
Bromo-Nitrobenzene	33277512	31181491	-6.3
Hexabromobiphenyl	11348053	10253050	-9.6

- * Standard Areas taken from Initial Cal Level 3
Initial Calibration Date: 07-JUN-2009
- <- Indicates standard response outside Limits (-50 to +100%)

ZB5 Col

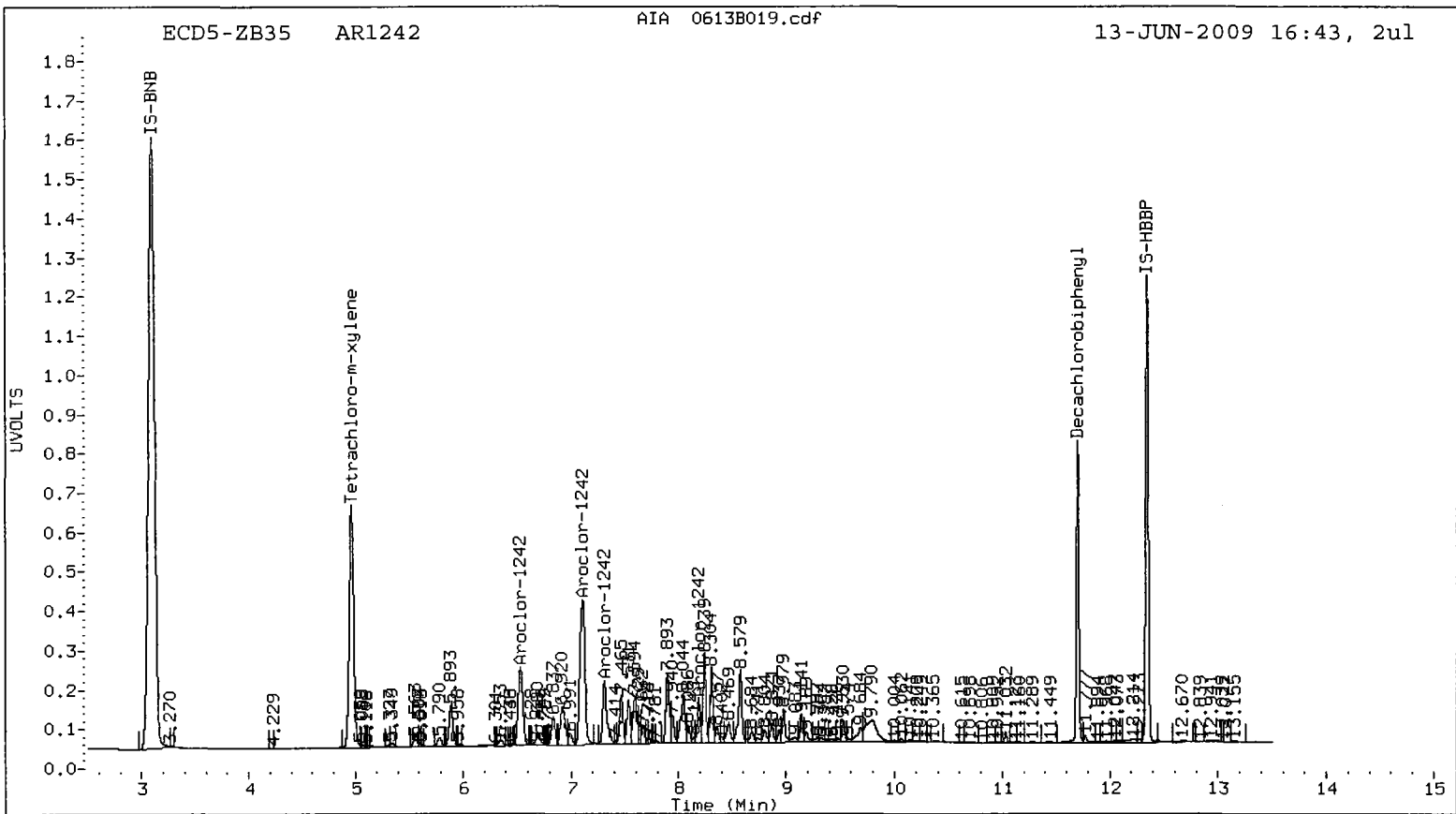
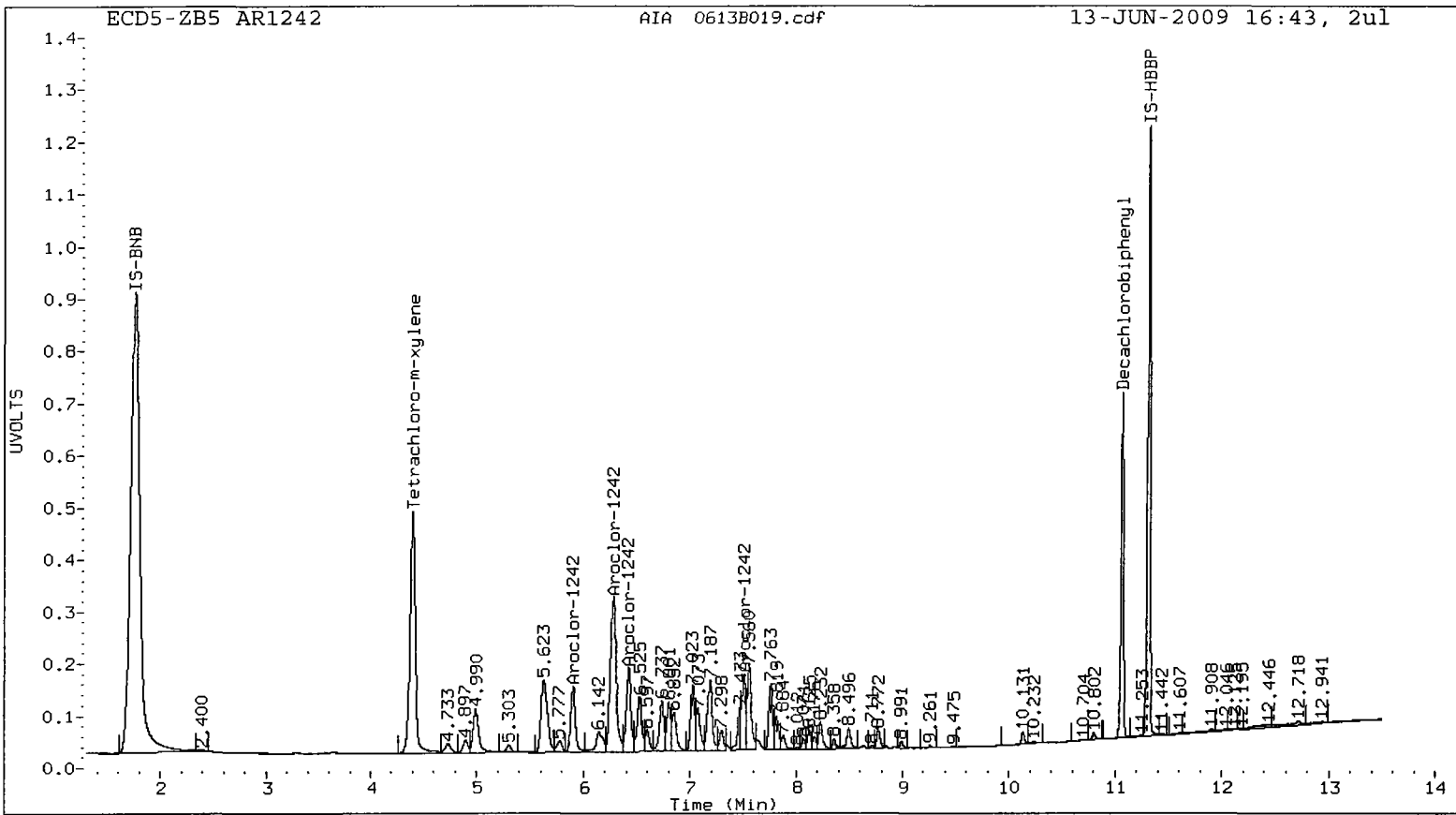
ZB35 Col

Aroclor	Peak#	RT	Shift	Area	Amount	Peak#	RT	Shift	Area	Amount
Aroclor-1242	1	5.901	-0.002	1913716	235.7	1	6.531	0.000	2914174	215.8
Aroclor-1242	2	6.275	-0.002	5793945	223.8	2	7.108	-0.002	6066250	218.8
Aroclor-1242	3	6.419	-0.002	2491576	220.9	3	7.309	0.003	2246281	212.4
Aroclor-1242	4	7.510	-0.001	1744030	195.8	4	8.186	0.001	1032134	214.4
Total Col1Ave (4 peaks):				219.0	Total Col2Ave (4 peaks):				215.3	RPD = 2
Corrected Ave (3 peaks):				213.5	Corrected Ave (3 peaks):				214.2	RPD = 0

Total PCB Area Col1 (4.498 - 10.960) = 39447158 Col1 Total PCB = 0.2 ppm*

Total PCB Area Col2 (5.066 - 11.603) = 43487608 Col2 Total PCB = 0.2 ppm*

* Quantitated against AR1660 0.25ppm in Ical



7F
PCB CALIBRATION VERIFICATION SUMMARY

Lab Name: ANALYTICAL RESOURCES, INC

Client: ENVIRO SCI CORP

ARI Job No.: PB35

Project: JELD-WEN NORD DOOR

GC Column: ZB5

Intrument: ECD5

Init. Calib. Date: 06/07/09

Date Analyzed :06/13/09

Lab Standard ID: AR1660

Time Analyzed :1700

COMPOUND/PEAK NO.	RT	RT WINDOW		CALC AMOUNT (ng)	NOM AMOUNT (ng)	%D
		FROM	TO			
Aroclor-1016-1	5.90	5.80	6.00	257.9	250.0	3.2
Aroclor-1016-2	6.28	6.18	6.38	244.3	250.0	-2.3
Aroclor-1016-3	6.42	6.32	6.52	243.8	250.0	-2.5
Aroclor-1016-4	6.52	6.43	6.63	259.6	250.0	3.8

AVERAGE %D = 3.0

Date Analyzed :06/13/09

Lab Standard ID: AR1660

Time Analyzed :1700

COMPOUND/PEAK NO.	RT	RT WINDOW		CALC AMOUNT (ng)	NOM AMOUNT (ng)	%D
		FROM	TO			
Aroclor-1260-1	9.15	9.05	9.25	240.5	250.0	-3.8
Aroclor-1260-2	9.37	9.27	9.47	235.0	250.0	-6.0
Aroclor-1260-3	9.62	9.52	9.72	238.3	250.0	-4.7
Aroclor-1260-4	9.90	9.80	10.00	232.1	250.0	-7.2
Aroclor-1260-5	10.02	9.92	10.12	233.1	250.0	-6.7

AVERAGE %D = 5.7

FORM VII PCB

PB35 : 00872

7F
PCB CALIBRATION VERIFICATION SUMMARY

Lab Name: ANALYTICAL RESOURCES, INC
 ARI Job No.: PB35
 GC Column: ZB35
 Init. Calib. Date: 06/07/09

Client: ENVIRO SCI CORP
 Project: JELD-WEN NORD DOOR
 Instrument: ECD5

Date Analyzed :06/13/09

Lab Standard ID: AR1660

Time Analyzed :1700

COMPOUND/PEAK NO.	RT	RT WINDOW		CALC AMOUNT (ng)	NOM AMOUNT (ng)	%D
		FROM	TO			
Aroclor-1016-1	6.53	6.43	6.63	240.4	250.0	-3.8
Aroclor-1016-2	7.11	7.01	7.21	230.2	250.0	-7.9
Aroclor-1016-3	7.31	7.20	7.40	221.2	250.0	-11.5
Aroclor-1016-4	7.89	7.79	7.99	221.0	250.0	-11.6

AVERAGE %D = 8.7

Date Analyzed :06/13/09

Lab Standard ID: AR1660

Time Analyzed :1700

COMPOUND/PEAK NO.	RT	RT WINDOW		CALC AMOUNT (ng)	NOM AMOUNT (ng)	%D
		FROM	TO			
Aroclor-1260-1	9.29	9.19	9.39	266.1	250.0	6.4
Aroclor-1260-2	10.06	9.95	10.15	245.6	250.0	-1.8
Aroclor-1260-3	10.22	10.11	10.31	257.5	250.0	3.0
Aroclor-1260-4	10.62	10.51	10.71	237.7	250.0	-4.9

AVERAGE %D = 4.0

FORM VII PCB

PB35 : 00873

Analytical Resources Inc.
Dual Column PCB Quantitation Report

Data file 1: 20090606.B/0613-1.b/0613B020.d
Data file 2: 20090606.B/0613-2.b/0613B020.d
Method: /chem2/ecd5.i/20090606.B/PCB1.m
Compound Sublist: AR1660
Instrument, Inj. Vol.: ecd5.i, 2ul
Quant Method: Internal Std

ARI ID: AR1660
Client ID:
Injection Date: 13-JUN-2009 17:00
Report Date: 06/15/2009 14:05
Matrix: SOIL
Dilution Factor: 1.000

ZB5 Col			ZB35 Col			ZB5	ZB35	RPD	Compound/Flag
RT	Shift	Response	RT	Shift	Response	on col	on col		
4.395	-0.003	7719530	4.964	-0.002	8530146	20.4	19.6	3.7	Tetrachloro-m-xylene
11.059	-0.001	4919036	11.704	0.000	5444936	17.3	17.3	0.0	Decachlorobiphenyl

- * Indicates RPD > 40%
- M Indicates Column 1 peak was manually integrated
- N Indicates Column 2 peak was manually integrated

SURROGATE PERCENT RECOVERY

SURROGATE	Col1	Col2
Tetrachloro-m-xylene	50.9	49.0
Decachlorobiphenyl	43.4	43.4

PK 06/15/09

INTERNAL STANDARD SUMMARY

Standard Cpnd	Column 1		%D
	Standard Area*	Sample Area	
Bromo-Nitrobenzene	30034732	28965244	-3.6
Hexabromobiphenyl	12924817	10341527	-20.0

Standard Cpnd	Column 2		%D
	Standard Area*	Sample Area	
Bromo-Nitrobenzene	33277512	33649205	1.1
Hexabromobiphenyl	11348053	10875179	-4.2

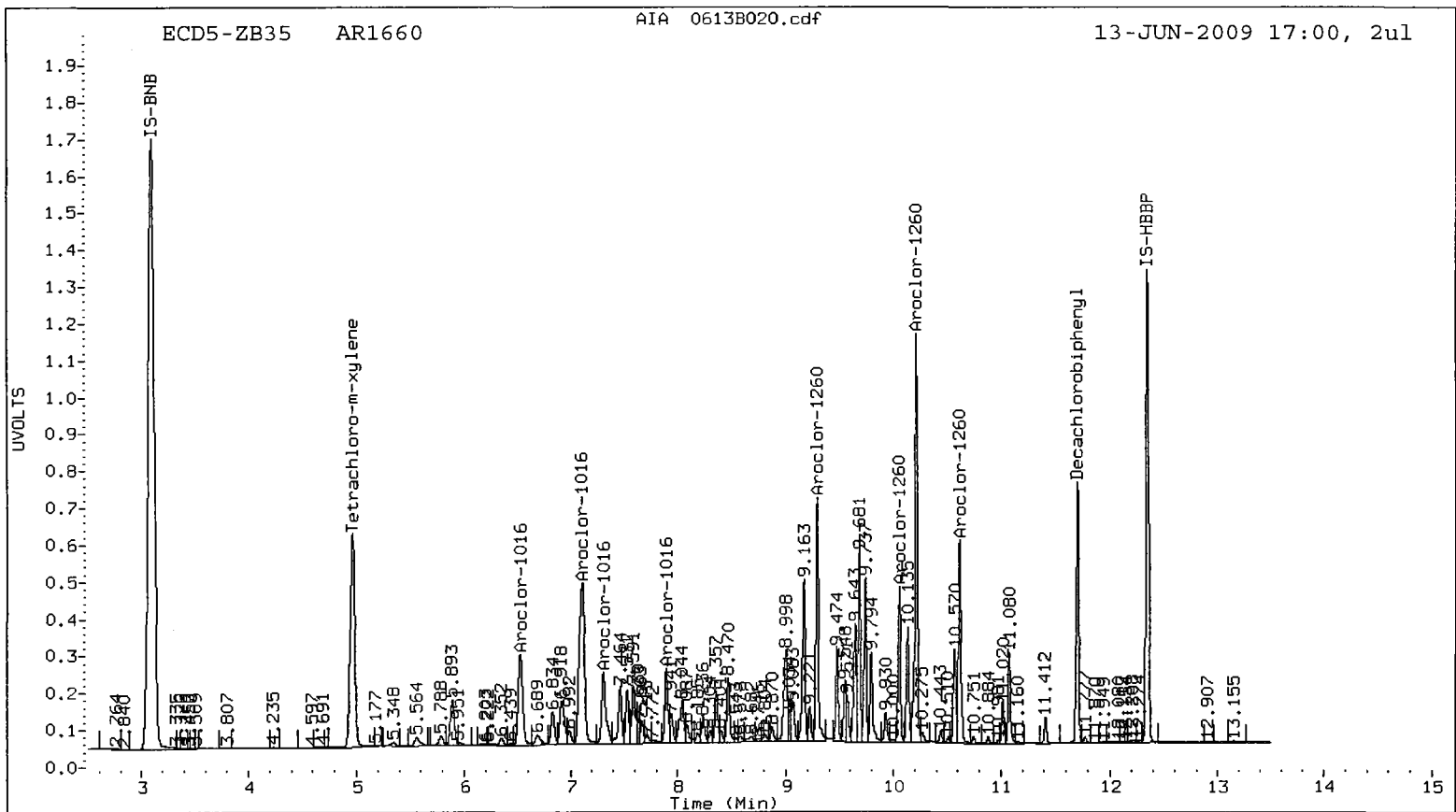
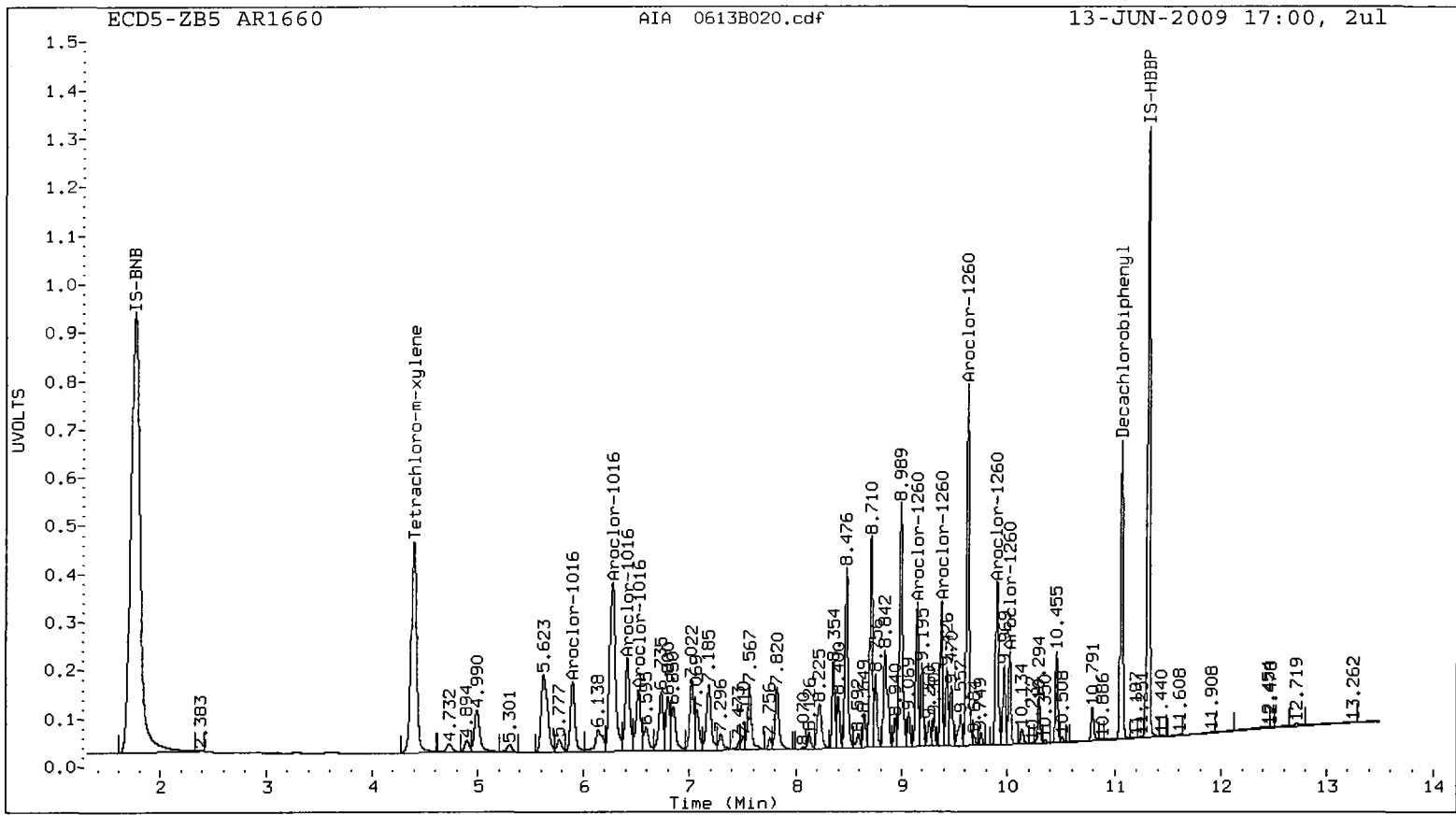
- * Standard Areas taken from Initial Cal Level 3
Initial Calibration Date: 07-JUN-2009
- <- Indicates standard response outside Limits (-50 to +100%)

ZB5 Col					ZB35 Col						
Aroclor	Peak#	RT	Shift	Area	Amount	Peak#	RT	Shift	Area	Amount	
Aroclor-1016	1	5.901	0.000	2259595	257.9	1	6.530	0.002	3685810	240.4	
Aroclor-1016	2	6.276	0.000	6889706	244.3	2	7.109	0.001	7379191	230.2	
Aroclor-1016	3	6.418	-0.001	2936903	243.8	3	7.307	0.002	2766292	221.2	
Aroclor-1016	4	6.524	5.524	2002876	259.6	4	7.892	0.000	2108438	221.0	
Total CollAve (4 peaks):				251.4		Total Col2Ave (4 peaks):				228.2	RPD = 10
Corrected Ave (3 peaks):				248.7		Corrected Ave (3 peaks):				224.1	RPD = 10
Aroclor-1260	1	9.146	0.000	2670267	240.5	1	9.287	0.000	5436970	266.1	
Aroclor-1260	2	9.373	0.000	2475413	235.0	2	10.056	0.001	3253588	245.6	
Aroclor-1260	3	9.618	-0.001	6380391	238.3	3	10.215	0.001	8764638	257.5	
Aroclor-1260	4	9.897	-0.001	3222501	232.1	4	10.615	0.001	4804112	237.7	
Aroclor-1260	5	10.019	-0.001	1579611	233.1	NS	---			----	
Total CollAve (5 peaks):				235.8		Total Col2Ave (4 peaks):				251.7	RPD = 7
Corrected Ave (4 peaks):				234.6		Corrected Ave (3 peaks):				247.0	RPD = 5

Total PCB Area Coll (4.498 - 10.960) = 88060335 Coll Total PCB = 0.4 ppm*

Total PCB Area Col2 (5.066 - 11.603) = 96857708 Col2 Total PCB = 0.5 ppm*

* Quantitated against AR1660 0.25ppm in Ical



7F
PCB CALIBRATION VERIFICATION SUMMARY

Lab Name: ANALYTICAL RESOURCES, INC

Client: ENVIRO SCI CORP

ARI Job No.: PB35

Project: JELD-WEN NORD DOOR

GC Column: ZB5

Intrument: ECD5

Init. Calib. Date: 06/07/09

Date Analyzed :06/13/09

Lab Standard ID: AR1254

Time Analyzed :1900

COMPOUND/PEAK NO.	RT	RT WINDOW		CALC AMOUNT (ng)	NOM AMOUNT (ng)	%D
		FROM	TO			
Aroclor-1254-1	7.82	7.72	7.92	241.9	250.0	-3.2
Aroclor-1254-2	8.12	8.02	8.22	234.7	250.0	-6.1
Aroclor-1254-3	8.23	8.13	8.33	233.2	250.0	-6.7
Aroclor-1254-4	8.49	8.39	8.59	230.2	250.0	-7.9
Aroclor-1254-5	8.76	8.67	8.87	226.3	250.0	-9.5

AVERAGE %D = 6.7

FORM VII PCB

PB35 : 00877

7F
PCB CALIBRATION VERIFICATION SUMMARY

Lab Name: ANALYTICAL RESOURCES, INC

Client: ENVIRO SCI CORP

ARI Job No.: PB35

Project: JELD-WEN NORD DOOR

GC Column: ZB35

Intrument: ECD5

Init. Calib. Date: 06/07/09

Date Analyzed :06/13/09

Lab Standard ID: AR1254

Time Analyzed :1900

COMPOUND/PEAK NO.	RT	RT WINDOW		CALC AMOUNT (ng)	NOM AMOUNT (ng)	%D
		FROM	TO			
Aroclor-1254-1	8.47	8.37	8.57	251.8	250.0	0.7
Aroclor-1254-2	8.87	8.77	8.97	238.5	250.0	-4.6
Aroclor-1254-3	8.98	8.88	9.08	236.8	250.0	-5.3
Aroclor-1254-4	9.14	9.04	9.24	242.4	250.0	-3.0
Aroclor-1254-5	9.53	9.43	9.63	235.4	250.0	-5.8

AVERAGE %D = 3.9

FORM VII PCB

PB35 : 00878

Analytical Resources Inc.
Dual Column PCB Quantitation Report

Data file 1: 20090606.B/0613-1.b/0613B027.d
Data file 2: 20090606.B/0613-2.b/0613B027.d
Method: /chem2/ecd5.i/20090606.B/PCB1.m
Compound Sublist: AR1254
Instrument, Inj. Vol.: ecd5.i, 2ul
Quant Method: Internal Std

ARI ID: AR1254
Client ID:
Injection Date: 13-JUN-2009 19:00
Report Date: 06/15/2009 14:05
Matrix: SOIL
Dilution Factor: 1.000

ZB5 Col			ZB35 Col			ZB5	ZB35	RPD	Compound/Flag
RT	Shift	Response	RT	Shift	Response	on col	on col		
4.395	-0.004	7855700	4.964	-0.002	8714214	22.3	21.5	3.5	Tetrachloro-m-xylene
11.059	-0.001	5135688	11.703	0.000	5919035	19.1	20.2	5.8	Decachlorobiphenyl

- * Indicates RPD > 40%
- M Indicates Column 1 peak was manually integrated
- N Indicates Column 2 peak was manually integrated

SURROGATE PERCENT RECOVERY

SURROGATE	Col1	Col2
Tetrachloro-m-xylene	55.7	53.8
Decachlorobiphenyl	47.6	50.5

06/15/09

INTERNAL STANDARD SUMMARY

Standard Cpnd	Column 1		
	Standard Area*	Sample Area	%D
Bromo-Nitrobenzene	30034732	26950617	-10.3
Hexabromobiphenyl	12924817	9828305	-24.0

Standard Cpnd	Column 2		
	Standard Area*	Sample Area	%D
Bromo-Nitrobenzene	33277512	31347999	-5.8
Hexabromobiphenyl	11348053	10152901	-10.5

- * Standard Areas taken from Initial Cal Level 3
Initial Calibration Date: 07-JUN-2009
- <- Indicates standard response outside Limits (-50 to +100%)

ZB5 Col

ZB35 Col

Aroclor	Peak#	RT	Shift	Area	Amount	Peak#	RT	Shift	Area	Amount
Aroclor-1254	1	7.821	-0.001	5093472	241.9	1	8.469	0.001	4559682	251.8
Aroclor-1254	2	8.124	-0.001	3185905	234.7	2	8.870	0.000	2835549	238.5
Aroclor-1254	3	8.229	-0.001	6003127	233.2	3	8.980	0.000	5642789	236.8
Aroclor-1254	4	8.490	-0.001	6218666	230.2	4	9.140	-0.001	6697145	242.4
Aroclor-1254	5	8.764	0.000	3680978	226.3	5	9.531	-0.001	3815847	235.4
Total Col1Ave (5 peaks):				233.3	Total Col2Ave (5 peaks):				241.0	RPD = 3
Corrected Ave (4 peaks):				231.1	Corrected Ave (4 peaks):				238.3	RPD = 3

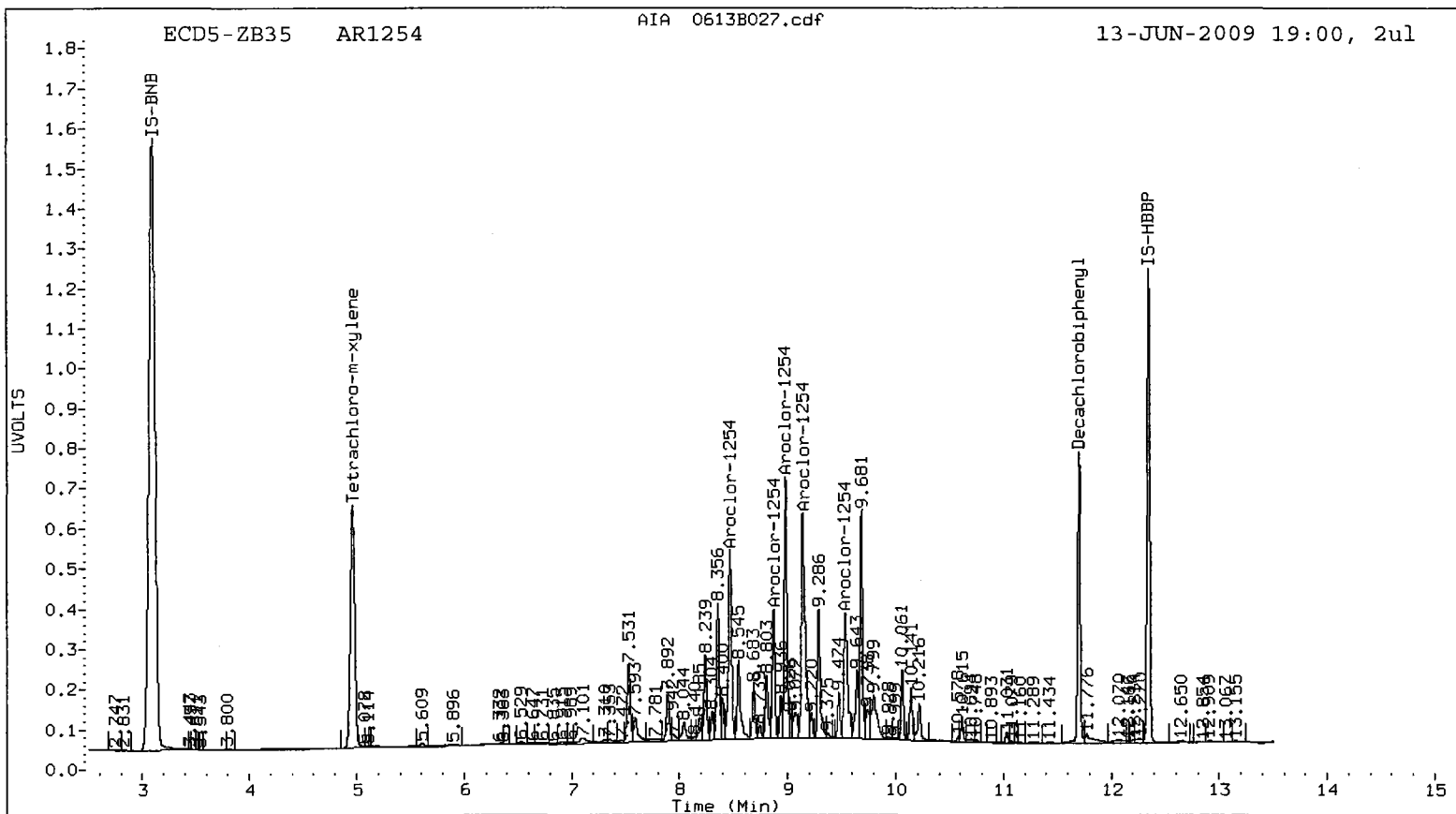
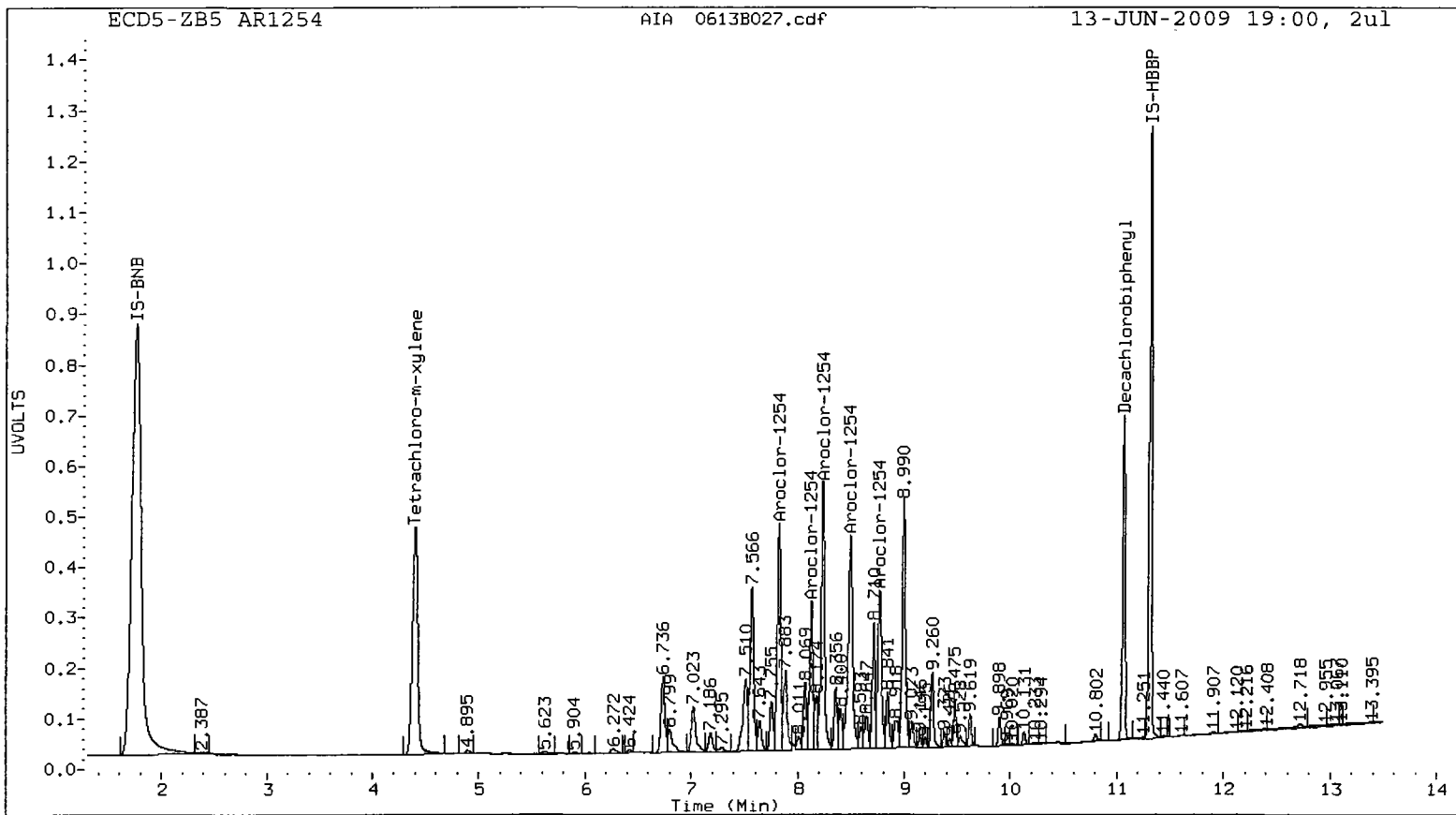
Total PCB Area Col1 (4.498 - 10.960) = 59766106 Col1 Total PCB = 0.3 ppm*

Total PCB Area Col2 (5.066 - 11.603) = 62641359 Col2 Total PCB = 0.3 ppm*

* Quantitated against AR1660 0.25ppm in Ical

PCB-Form 10 Mod.

PB35 : 00880



7F
PCB CALIBRATION VERIFICATION SUMMARY

Lab Name: ANALYTICAL RESOURCES, INC
ARI Job No.: PB35
GC Column: ZB5
Init. Calib. Date: 06/07/09

Client: ENVIRO SCI CORP
Project: JELD-WEN NORD DOOR
Instrument: ECD5

Date Analyzed :06/13/09

Lab Standard ID: AR1660

Time Analyzed :1918

COMPOUND/PEAK NO.	RT	RT WINDOW		CALC AMOUNT (ng)	NOM AMOUNT (ng)	%D
		FROM	TO			
Aroclor-1016-1	5.90	5.80	6.00	266.6	250.0	6.6
Aroclor-1016-2	6.27	6.18	6.38	254.4	250.0	1.8
Aroclor-1016-3	6.42	6.32	6.52	258.6	250.0	3.4
Aroclor-1016-4	6.52	6.43	6.63	269.1	250.0	7.6

AVERAGE %D = 4.8

Date Analyzed :06/13/09

Lab Standard ID: AR1660

Time Analyzed :1918

COMPOUND/PEAK NO.	RT	RT WINDOW		CALC AMOUNT (ng)	NOM AMOUNT (ng)	%D
		FROM	TO			
Aroclor-1260-1	9.15	9.05	9.25	259.9	250.0	4.0
Aroclor-1260-2	9.37	9.27	9.47	255.5	250.0	2.2
Aroclor-1260-3	9.62	9.52	9.72	256.1	250.0	2.4
Aroclor-1260-4	9.90	9.80	10.00	243.2	250.0	-2.7
Aroclor-1260-5	10.02	9.92	10.12	248.8	250.0	-0.5

AVERAGE %D = 2.4

FORM VII PCB

PB35 : 00882

7F
PCB CALIBRATION VERIFICATION SUMMARY

Lab Name: ANALYTICAL RESOURCES, INC

Client: ENVIRO SCI CORP

ARI Job No.: PB35

Project: JELD-WEN NORD DOOR

GC Column: ZB35

Intrument: ECD5

Init. Calib. Date: 06/07/09

Date Analyzed :06/13/09

Lab Standard ID: AR1660

Time Analyzed :1918

COMPOUND/PEAK NO.	RT	RT WINDOW		CALC AMOUNT (ng)	NOM AMOUNT (ng)	%D
		FROM	TO			
Aroclor-1016-1	6.53	6.43	6.63	261.2	250.0	4.5
Aroclor-1016-2	7.11	7.01	7.21	257.3	250.0	2.9
Aroclor-1016-3	7.31	7.20	7.40	248.4	250.0	-0.6
Aroclor-1016-4	7.89	7.79	7.99	249.9	250.0	-0.0

AVERAGE %D = 2.0

Date Analyzed :06/13/09

Lab Standard ID: AR1660

Time Analyzed :1918

COMPOUND/PEAK NO.	RT	RT WINDOW		CALC AMOUNT (ng)	NOM AMOUNT (ng)	%D
		FROM	TO			
Aroclor-1260-1	9.29	9.19	9.39	274.4	250.0	9.8
Aroclor-1260-2	10.05	9.95	10.15	254.6	250.0	1.8
Aroclor-1260-3	10.21	10.11	10.31	267.3	250.0	6.9
Aroclor-1260-4	10.62	10.51	10.71	242.2	250.0	-3.1

AVERAGE %D = 5.4

FORM VII PCB

PB35 : 00883

Analytical Resources Inc.
Dual Column PCB Quantitation Report

Data file 1: 20090606.B/0613-1.b/0613B028.d
Data file 2: 20090606.B/0613-2.b/0613B028.d
Method: /chem2/ecd5.i/20090606.B/PCB1.m
Compound Sublist: AR1660
Instrument, Inj. Vol.: ecd5.i, 2ul
Quant Method: Internal Std

ARI ID: AR1660
Client ID:
Injection Date: 13-JUN-2009 19:18
Report Date: 06/15/2009 14:05
Matrix: SOIL
Dilution Factor: 1.000

ZB5 Col			ZB35 Col			ZB5	ZB35	RPD	Compound/Flag
RT	Shift	Response	RT	Shift	Response	on col	on col		
4.394	-0.004	7987356	4.965	-0.001	8618053	21.0	19.9	5.5	Tetrachloro-m-xylene
11.058	-0.001	5164979	11.703	-0.001	5574719	17.4	17.6	1.0	Decachlorobiphenyl

- * Indicates RPD > 40%
- M Indicates Column 1 peak was manually integrated
- N Indicates Column 2 peak was manually integrated

SURROGATE PERCENT RECOVERY

SURROGATE	Col1	Col2
Tetrachloro-m-xylene	52.5	49.7
Decachlorobiphenyl	43.5	44.0

06/15/09

INTERNAL STANDARD SUMMARY

Standard Cpnd	Column 1		%D
	Standard Area*	Sample Area	
Bromo-Nitrobenzene	30034732	29060497	-3.2
Hexabromobiphenyl	12924817	10817576	-16.3

Standard Cpnd	Column 2		%D
	Standard Area*	Sample Area	
Bromo-Nitrobenzene	33277512	33546977	0.8
Hexabromobiphenyl	11348053	10977208	-3.3

- * Standard Areas taken from Initial Cal Level 3
Initial Calibration Date: 07-JUN-2009
- <- Indicates standard response outside Limits (-50 to +100%)

ZB5 Col

ZB35 Col

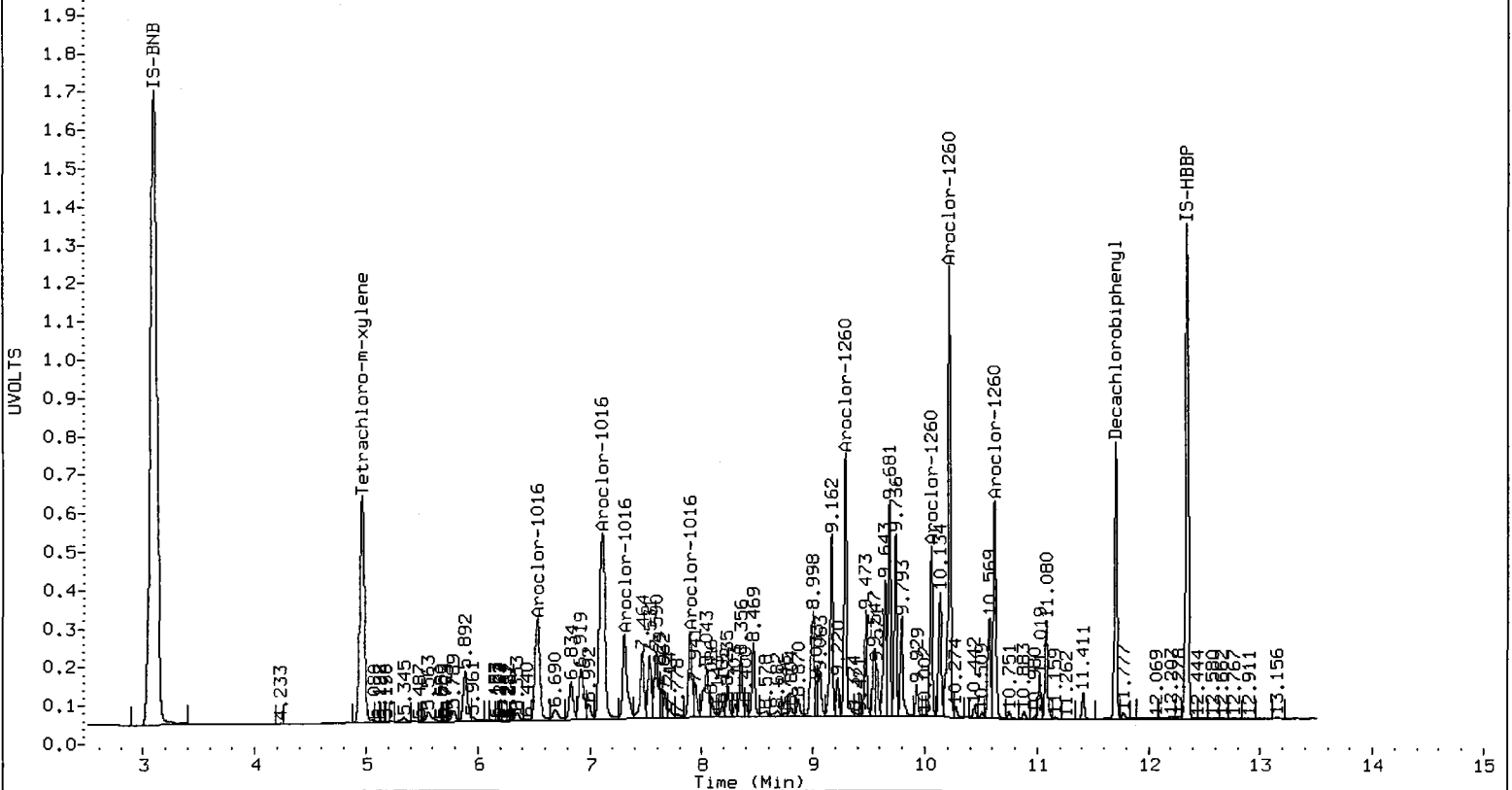
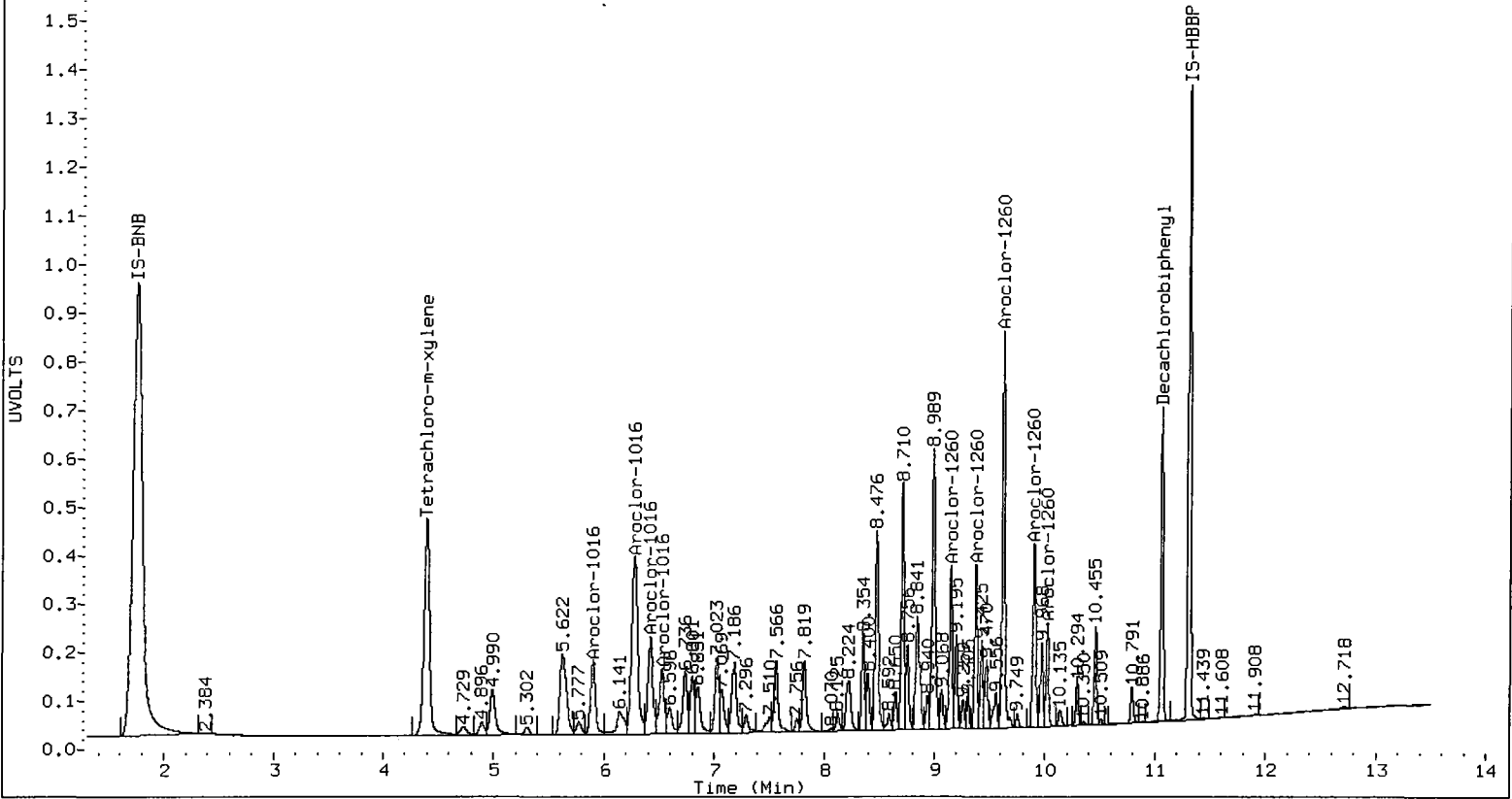
Aroclor	Peak#	RT	Shift	Area	Amount	Peak#	RT	Shift	Area	Amount	
Aroclor-1016	1	5.900	-0.001	2343154	266.6	1	6.529	0.001	3992234	261.2	
Aroclor-1016	2	6.274	-0.002	7198923	254.4	2	7.108	0.000	8221059	257.3	
Aroclor-1016	3	6.418	-0.001	3124730	258.6	3	7.306	0.002	3095979	248.4	
Aroclor-1016	4	6.524	5.524	2082895	269.1	4	7.892	-0.001	2377128	249.9	
Total CollAve (4 peaks):				262.2	Total Col2Ave (4 peaks):				254.2	RPD = 3	
Corrected Ave (3 peaks):				259.8	Corrected Ave (3 peaks):				251.8	RPD = 3	

Aroclor-1260	1	9.146	-0.001	3019073	259.9	1	9.287	0.000	5659897	274.4	
Aroclor-1260	2	9.372	-0.001	2815206	255.5	2	10.055	0.000	3404473	254.6	
Aroclor-1260	3	9.618	-0.001	7173991	256.1	3	10.215	0.000	9182651	267.3	
Aroclor-1260	4	9.897	-0.001	3532494	243.2	4	10.615	0.000	4941797	242.2	
Aroclor-1260	5	10.019	-0.001	1763695	248.8	NS	---			----	
Total CollAve (5 peaks):				252.7	Total Col2Ave (4 peaks):				259.7	RPD = 3	
Corrected Ave (4 peaks):				250.9	Corrected Ave (3 peaks):				254.7	RPD = 2	

Total PCB Area Coll (4.498 - 10.960) = 96577284 Coll Total PCB = 0.5 ppm*

Total PCB Area Col2 (5.066 - 11.603) = 103918000 Col2 Total PCB = 0.5 ppm*

* Quantitated against AR1660 0.25ppm in Ical



PCB Analysis
QC Raw Data

prepared
for

ENVIROMENTAL SCIENCE CORP.

Project: JELD-WEN NORD DOOR

ARI JOB NO: PB35

prepared
by

Analytical Resources, Inc.

ORGANICS ANALYSIS DATA SHEET
PSDDA PCB by GC/ECD
Page 1 of 1

Sample ID: MB-060909
METHOD BLANK

Lab Sample ID: MB-060909
LIMS ID: 09-12719
Matrix: Sediment
Data Release Authorized:
Reported: 06/16/09

QC Report No: PB35-ENVIROMENTAL SCIENCE CORP.
Project: JELD-WEN NORD DOOR

Date Sampled: NA
Date Received: NA

Date Extracted: 06/09/09
Date Analyzed: 06/13/09 14:25
Instrument/Analyst: ECD5/JGR
GPC Cleanup: No
Sulfur Cleanup: Yes
Acid Cleanup: Yes
Florisil Cleanup: No

Sample Amount: 25.0 g
Final Extract Volume: 1.0 mL
Dilution Factor: 1.00
Silica Gel: Yes

Percent Moisture: NA

CAS Number	Analyte	RL	Result
12674-11-2	Aroclor 1016	0.8	< 0.8 U
53469-21-9	Aroclor 1242	0.8	< 0.8 U
12672-29-6	Aroclor 1248	0.8	< 0.8 U
11097-69-1	Aroclor 1254	0.8	< 0.8 U
11096-82-5	Aroclor 1260	0.8	< 0.8 U
11104-28-2	Aroclor 1221	0.8	< 0.8 U
11141-16-5	Aroclor 1232	0.8	< 0.8 U

Reported in $\mu\text{g}/\text{kg}$ (ppb)

PCB Surrogate Recovery

Decachlorobiphenyl	60.5%
Tetrachlorometaxylene	53.2%

Analytical Resources Inc.
Dual Column PCB Quantitation Report

Data file 1: 20090606.B/0613-1.b/0613B011.d
Data file 2: 20090606.B/0613-2.b/0613B011.d
Method: /chem2/ecd5.i/20090606.B/PCB1.m
Compound Sublist: PCB
Instrument, Inj. Vol.: ecd5.i, 2ul
Quant Method: Internal Std

ARI ID: PB35MBS1
Client ID:
Injection Date: 13-JUN-2009 14:25
Report Date: 06/15/2009 14:04
Matrix: SOIL
Dilution Factor: 1.000

ZB5 Col			ZB35 Col			ZB5	ZB35	RPD	Compound/Flag
RT	Shift	Response	RT	Shift	Response	on col	on col		
4.395	-0.003	7475966	4.964	-0.002	8285454	21.3	21.0	1.4	Tetrachloro-m-xylene
11.060	0.000	7532519	11.704	0.001	7184095	24.2	23.9	1.0	Decachlorobiphenyl

- * Indicates RPD > 40%
- M Indicates Column 1 peak was manually integrated
- N Indicates Column 2 peak was manually integrated

SURROGATE PERCENT RECOVERY

SURROGATE	Col1	Col2
Tetrachloro-m-xylene	53.2	52.4
Decachlorobiphenyl	60.4	59.8

AC 06/15/09

INTERNAL STANDARD SUMMARY

Standard Cpnd	Column 1		%D
	Standard Area*	Sample Area	
Bromo-Nitrobenzene	30034732	26854805	-10.6
Hexabromobiphenyl	12924817	11362605	-12.1

Standard Cpnd	Column 2		%D
	Standard Area*	Sample Area	
Bromo-Nitrobenzene	33277512	30563758	-8.2
Hexabromobiphenyl	11348053	10398197	-8.4

- * Standard Areas taken from Initial Cal Level 3
Initial Calibration Date: 07-JUN-2009
- <- Indicates standard response outside Limits (-50 to +100%)

ZB5 Col

ZB35 Col

Aroclor	Peak#	RT	Shift	Area	Amount	Peak#	RT	Shift	Area	Amount
Aroclor-1016	1	---			0.0	1	6.579	0.051	11161	0.8
Aroclor-1016	2	---			0.0	2	7.155	0.047	81594	2.8
Aroclor-1016	3	---			0.0	3	7.330	0.026	147129	13.0
Aroclor-1016	4	---			0.0	4	7.949	0.057	136057	15.7
CollAve: <3 Quant Peaks						Col2Ave: 8.1				
Aroclor-1221	1	---			0.0	1	5.611	0.044	110919	6.2
Aroclor-1221	2	---			0.0	2	5.841	0.049	144884	13.7
Aroclor-1221	3	---			0.0	3	5.925	0.029	51520	1.5
Aroclor-1221	NS	---			----	4	7.330	0.020	147129	26.6
CollAve: <3 Quant Peaks						Col2Ave: 12.0				
Aroclor-1232	1	---			0.0	1	5.925	0.029	51520	4.5
Aroclor-1232	2	---			0.0	2	6.579	0.044	11161	1.1
Aroclor-1232	3	---			0.0	3	7.155	0.041	81594	4.1
Aroclor-1232	4	---			0.0	4	7.330	0.020	147129	18.6
CollAve: <3 Quant Peaks						Col2Ave: 7.1				
Aroclor-1242	1	---			0.0	1	6.579	0.048	11161	0.8
Aroclor-1242	2	---			0.0	2	7.155	0.045	81594	3.0
Aroclor-1242	3	---			0.0	3	7.330	0.024	147129	14.2
Aroclor-1242	4	---			0.0	4	8.271	0.086	117913	25.0
CollAve: <3 Quant Peaks						Col2Ave: 10.8				
Aroclor-1248	1	---			0.0	1	7.045	-0.062	89682	5.3
Aroclor-1248	2	---			0.0	2	7.564	0.032	210615	21.5
Aroclor-1248	3	---			0.0	3	7.949	0.057	136057	10.6
Aroclor-1248	4	---			0.0	4	8.271	0.032	117913	7.1
CollAve: <3 Quant Peaks						Col2Ave: 11.1				
Aroclor-1254	1	---			0.0	1	8.409	-0.060	110378	6.3
Aroclor-1254	2	---			0.0	2	8.874	0.004	58682	5.1
Aroclor-1254	3	---			0.0	3	8.983	0.003	67025	2.9
Aroclor-1254	4	---			0.0	4	9.162	0.021	51776	1.9
Aroclor-1254	5	---			0.0	5	9.573	0.041	41723	2.6
CollAve: <3 Quant Peaks						Col2Ave: 3.8				
Aroclor-1260	1	---			0.0	1	9.253	-0.034	59304	3.0
Aroclor-1260	2	---			0.0	2	10.065	0.010	35908	2.8
Aroclor-1260	3	---			0.0	3	10.191	-0.023	17026	0.5
Aroclor-1260	4	---			0.0	4	10.617	0.003	135877	7.0
Aroclor-1260	5	---			0.0	NS	---			----
CollAve: <3 Quant Peaks						Col2Ave: 3.4				
Aroclor-1262	1	---			0.0	1	10.065	0.006	35908	1.4
Aroclor-1262	2	9.666	0.048	395816	6.8	2	10.191	-0.027	17026	0.3
Aroclor-1262	3	---			0.0	3	10.563	-0.008	77507	2.9
Aroclor-1262	4	---			0.0	4	10.617	-0.001	135877	3.5
Aroclor-1262	5	10.465	0.009	28395	1.3	5	11.115	0.032	29103	1.4
CollAve: <3 Quant Peaks						Col2Ave: 1.9				
Aroclor-1268	1	---			0.0	1	10.563	-0.009	77507	1.6
Aroclor-1268	2	---			0.0	2	10.617	-0.001	135877	3.1
Aroclor-1268	3	10.232	0.000	83973	2.3	3	10.871	-0.017	70946	2.1
Aroclor-1268	4	10.804	0.001	846786	8.2	4	11.400	-0.017	61849	0.6
CollAve: <3 Quant Peaks						Col2Ave: 1.8				

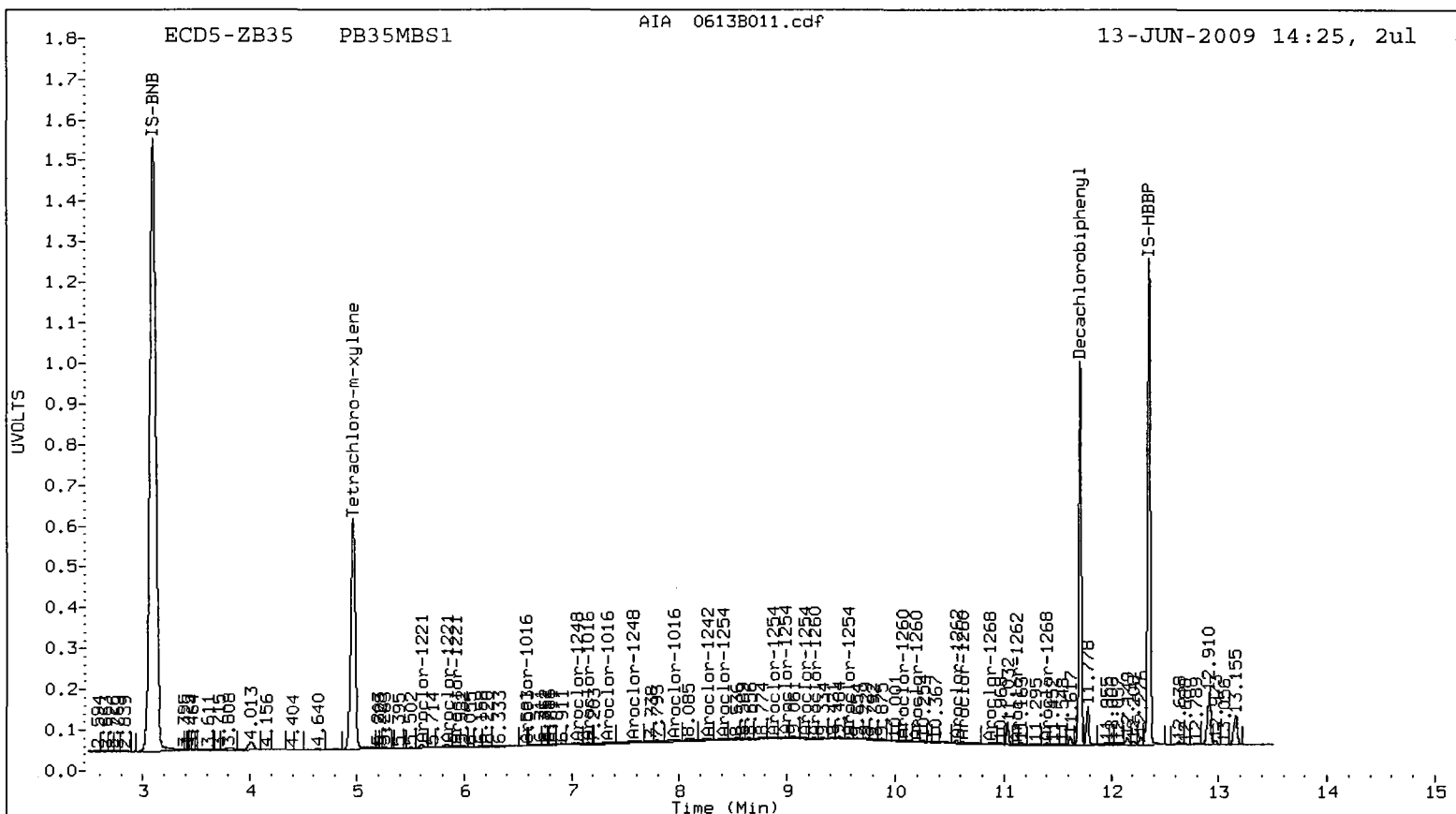
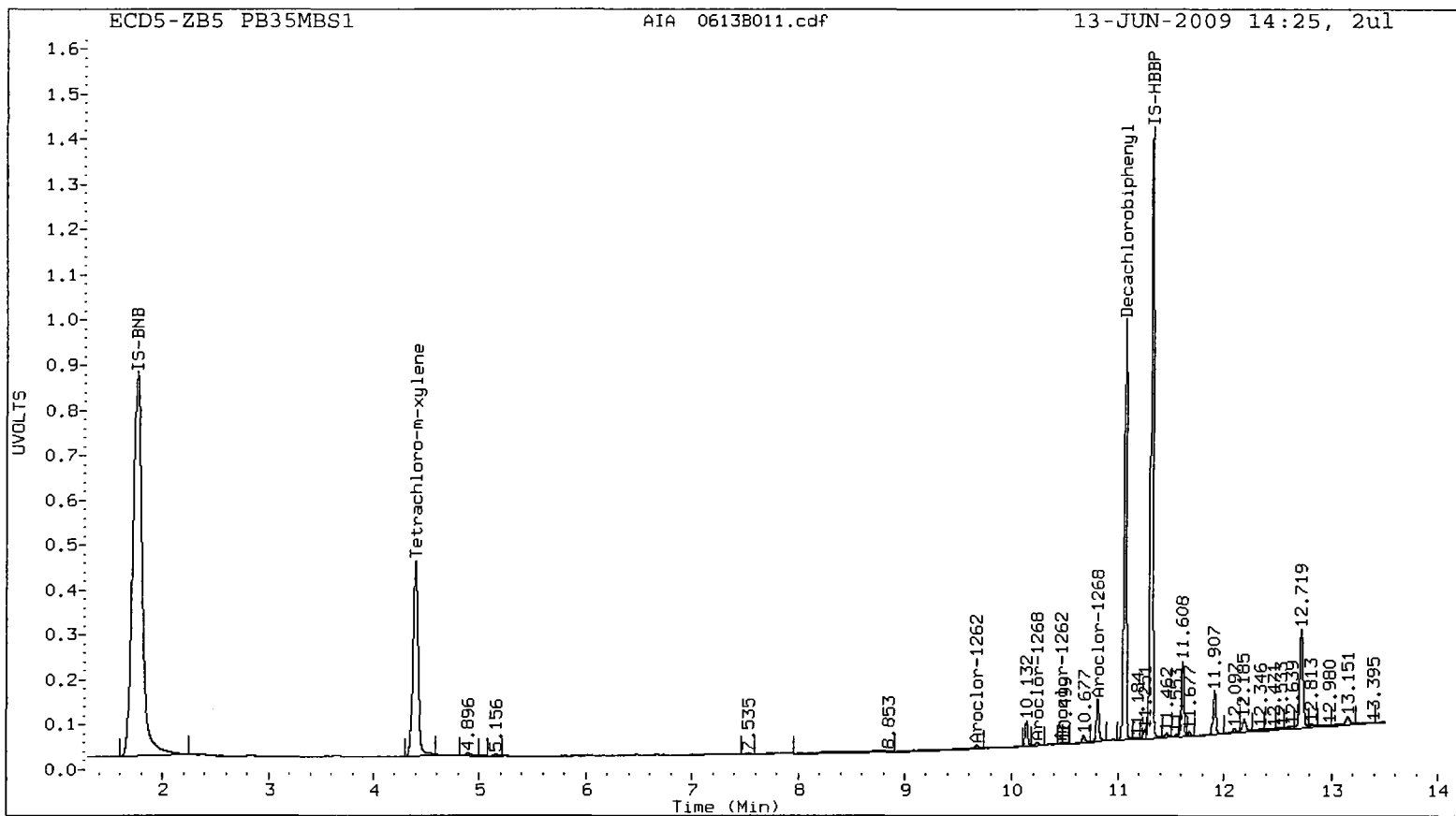
Total PCB Area Col1 (4.498 - 10.960) = 2822224

Col1 Total PCB = 0.0 ppm*

Total PCB Area Col2 (5.066 - 11.603) = 4215428

Col2 Total PCB = 0.0 ppm*

* Quantitated against AR1660 0.25ppm in Ical



Analytical Resources Inc.
Dual Column PCB Quantitation Report

Data file 1: 20090606.B/0613-1.b/0613B012.d
Data file 2: 20090606.B/0613-2.b/0613B012.d
Method: /chem2/ecd5.i/20090606.B/PCB1.m
Compound Sublist: PCB
Instrument, Inj. Vol.: ecd5.i, 2ul
Quant Method: Internal Std

ARI ID: PB35LCSS1
Client ID:
Injection Date: 13-JUN-2009 14:42
Report Date: 06/15/2009 14:04
Matrix: SOIL
Dilution Factor: 1.000

ZB5 Col			ZB35 Col			ZB5	ZB35	RPD	Compound/Flag
RT	Shift	Response	RT	Shift	Response	on col	on col		
4.393	-0.005	7837690	4.963	-0.003	8287464	20.6	19.9	3.8	Tetrachloro-m-xylene
11.059	-0.001	7382926	11.704	0.000	7154002	22.1	22.2	0.4	Decachlorobiphenyl

- * Indicates RPD > 40%
- M Indicates Column 1 peak was manually integrated
- N Indicates Column 2 peak was manually integrated

SURROGATE PERCENT RECOVERY

SURROGATE	Col1	Col2
Tetrachloro-m-xylene	51.5	49.6
Decachlorobiphenyl	55.2	55.4

06/15/09

INTERNAL STANDARD SUMMARY

Standard Cpnd	Column 1		
	Standard Area*	Sample Area	%D
Bromo-Nitrobenzene	30034732	29046529	-3.3
Hexabromobiphenyl	12924817	12198699	-5.6

Standard Cpnd	Column 2		
	Standard Area*	Sample Area	%D
Bromo-Nitrobenzene	33277512	32296667	-2.9
Hexabromobiphenyl	11348053	11187588	-1.4

- * Standard Areas taken from Initial Cal Level 3
Initial Calibration Date: 07-JUN-2009
- <- Indicates standard response outside Limits (-50 to +100%)

ZB5 Col

ZB35 Col

Aroclor	Peak#	RT	Shift	Area	Amount	Peak#	RT	Shift	Area	Amount	
Aroclor-1016	1	5.900	-0.001	2402319	273.4	1	6.528	0.000	4074932	276.9	
Aroclor-1016	2	6.275	0.000	8009590	283.2	2	7.110	0.003	8758674	284.7	
Aroclor-1016	3	6.419	0.000	3426428	283.7	3	7.307	0.002	3319679	276.6	
Aroclor-1016	4	6.525	5.525	2329041	301.1	4	7.892	0.000	2702752	295.1	
Total CollAve (4 peaks):				285.3		Total Col2Ave (4 peaks):				283.3	RPD = 1
Corrected Ave (3 peaks):				280.1		Corrected Ave (3 peaks):				279.4	RPD = 0

Aroclor-1221	1	4.729	-0.003	401138	25.4	1	5.564	-0.003	392093	20.9	
Aroclor-1221	2	4.894	0.000	444007	44.0	2	5.788	-0.003	371088	33.2	
Aroclor-1221	3	4.989	-0.001	1823576	47.9	3	5.894	-0.002	1744632	47.2	
Aroclor-1221	NS	---	---	---	---	4	7.307	-0.004	3319679	567.1	
Total CollAve (3 peaks):				39.1		Total Col2Ave (4 peaks):				167.1	RPD = 124*
Corrected Ave: < 3 Peaks						Corrected Ave (3 peaks):				33.7	

Aroclor-1232	1	4.989	0.092	1823576	140.6	1	5.894	-0.002	1744632	144.9	
Aroclor-1232	2	5.900	-0.001	2402319	382.1	2	6.528	-0.007	4074932	369.6	
Aroclor-1232	3	6.275	0.003	8009590	397.8	3	7.110	-0.003	8758674	412.3	
Aroclor-1232	4	6.419	-0.006	3426428	395.0	4	7.307	-0.003	3319679	396.7	
Total CollAve (4 peaks):				328.9		Total Col2Ave (4 peaks):				330.9	RPD = 1
Corrected Ave (3 peaks):				305.9		Corrected Ave (3 peaks):				303.7	RPD = 1

Aroclor-1242	1	5.900	-0.003	2402319	281.1	1	6.528	-0.002	4074932	291.4	
Aroclor-1242	2	6.275	-0.002	8009590	294.0	2	7.110	0.000	8758674	305.0	
Aroclor-1242	3	6.419	-0.002	3426428	288.7	3	7.307	0.001	3319679	303.0	
Aroclor-1242	4	7.511	0.000	433446	46.2	4	8.185	0.000	271217	54.4	
Total CollAve (4 peaks):				227.5		Total Col2Ave (4 peaks):				238.4	RPD = 5
Corrected Ave (3 peaks):				205.3		Corrected Ave (3 peaks):				216.3	RPD = 5

Aroclor-1248	1	6.275	0.003	8009590	477.0	1	7.110	0.004	8758674	486.3	
Aroclor-1248	2	6.735	-0.003	1996564	181.7	2	7.531	-0.001	1862389	179.7	
Aroclor-1248	3	7.023	-0.001	2409303	187.7	3	7.892	0.000	2702752	199.8	
Aroclor-1248	4	7.567	0.000	2160515	105.1	4	8.236	-0.003	870013	49.5	
Total CollAve (4 peaks):				237.9		Total Col2Ave (4 peaks):				228.8	RPD = 4
Corrected Ave (3 peaks):				158.2		Corrected Ave (3 peaks):				143.0	RPD = 10

Aroclor-1254	1	7.820	-0.001	2315579	102.0	1	8.470	0.001	1995297	107.0	
Aroclor-1254	2	8.124	0.000	471958	32.3	2	8.871	0.001	465956	38.0	
Aroclor-1254	3	8.224	-0.006	2097006	75.6	3	8.999	0.019	3672948	149.6	
Aroclor-1254	4	8.475	-0.015	5331550	183.1	4	9.164	0.023	5154213	181.1	
Aroclor-1254	5	8.756	-0.008	2113828	120.6	5	9.549	0.016	1791918	107.3	
Total CollAve (5 peaks):				102.7		Total Col2Ave (5 peaks):				116.6	RPD = 13
Corrected Ave (4 peaks):				82.6		Corrected Ave (4 peaks):				100.5	RPD = 20

Aroclor-1260	1	9.146	0.000	3998029	305.2	1	9.288	0.001	6961423	331.2	
Aroclor-1260	2	9.373	0.000	3811080	306.7	2	10.056	0.002	4194561	307.8	
Aroclor-1260	3	9.619	-0.001	9184193	290.8	3	10.216	0.002	11266294	321.8	
Aroclor-1260	4	9.898	0.000	4941424	301.7	4	10.616	0.001	6126051	294.6	
Aroclor-1260	5	10.020	0.000	2431655	304.3	NS	---	---	---	---	
Total CollAve (5 peaks):				301.5		Total Col2Ave (4 peaks):				313.9	RPD = 4
Corrected Ave (4 peaks):				300.5		Corrected Ave (3 peaks):				308.1	RPD = 2

Aroclor-1262	1	9.373	-0.001	3811080	145.2	1	10.056	-0.002	4194561	148.1	
Aroclor-1262	2	9.619	0.000	9184193	147.7	2	10.216	-0.002	11266294	166.4	
Aroclor-1262	3	9.969	-0.052	2058621	77.4	3	10.571	-0.001	2795500	98.6	
Aroclor-1262	4	10.020	9.020	2431655	86.7	4	10.616	-0.002	6126051	148.5	
Aroclor-1262	5	10.456	-0.001	2298498	101.0	5	11.081	-0.003	2400647	105.2	
Total CollAve (5 peaks):				111.6		Total Col2Ave (5 peaks):				133.4	RPD = 18
Corrected Ave (4 peaks):				102.6		Corrected Ave (4 peaks):				125.1	RPD = 20

Aroclor-1268	1	9.969	-0.052	2058621	39.9	1	10.571	-0.001	2795500	53.8	
Aroclor-1268	2	10.020	9.020	2431655	50.0	2	10.616	-0.002	6126051	128.6	
Aroclor-1268	3	10.295	0.063	1181061	30.3	3	10.884	-0.004	204402	5.5	
Aroclor-1268	4	10.797	-0.006	1630635	14.6	4	11.412	-0.004	736251	6.8	
Total CollAve (4 peaks):				33.7		Total Col2Ave (4 peaks):				48.7	RPD = 36

Corrected Ave (3 peaks): 28.3 Corrected Ave (3 peaks): 22.1 RPD = 25

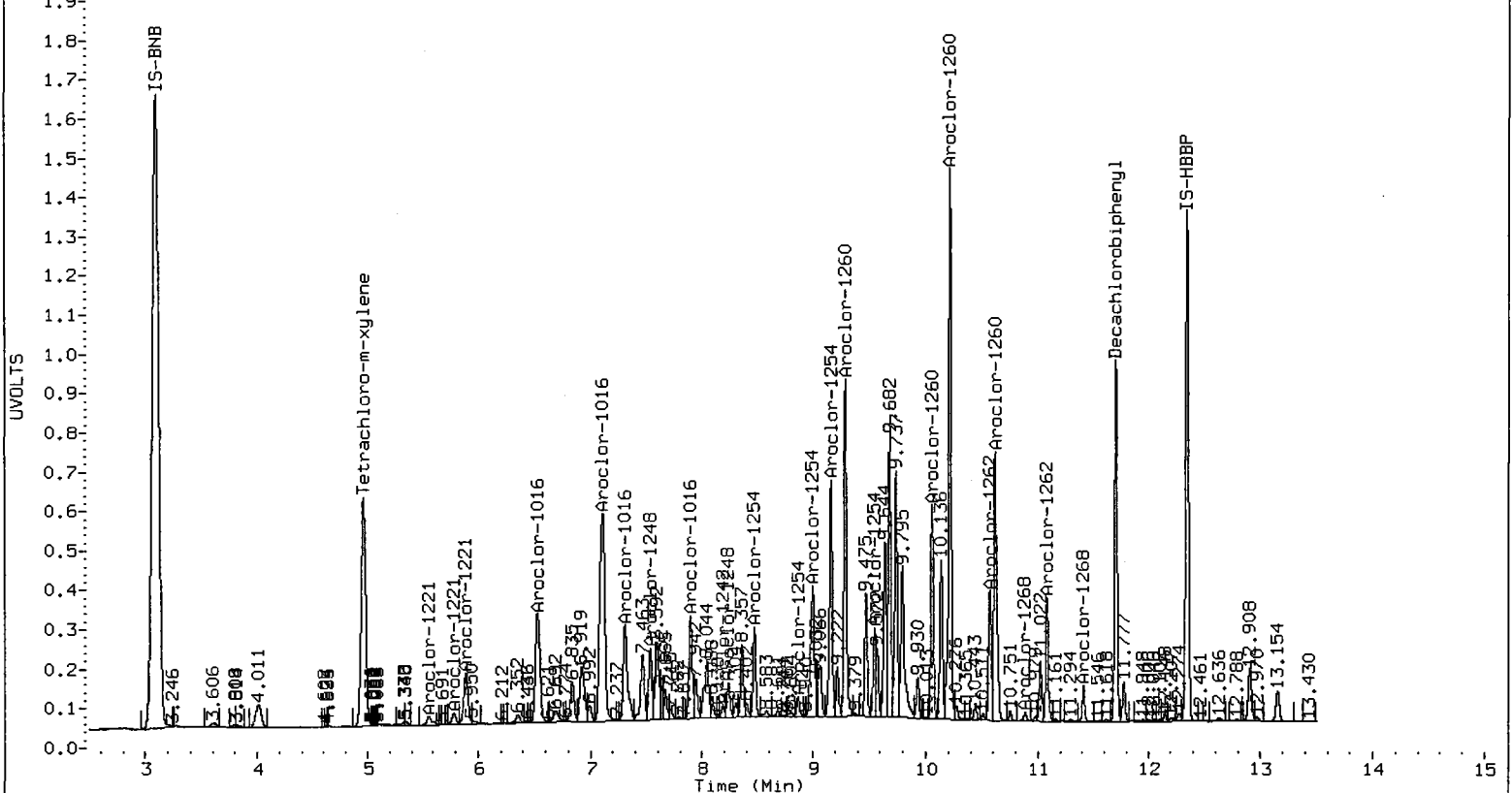
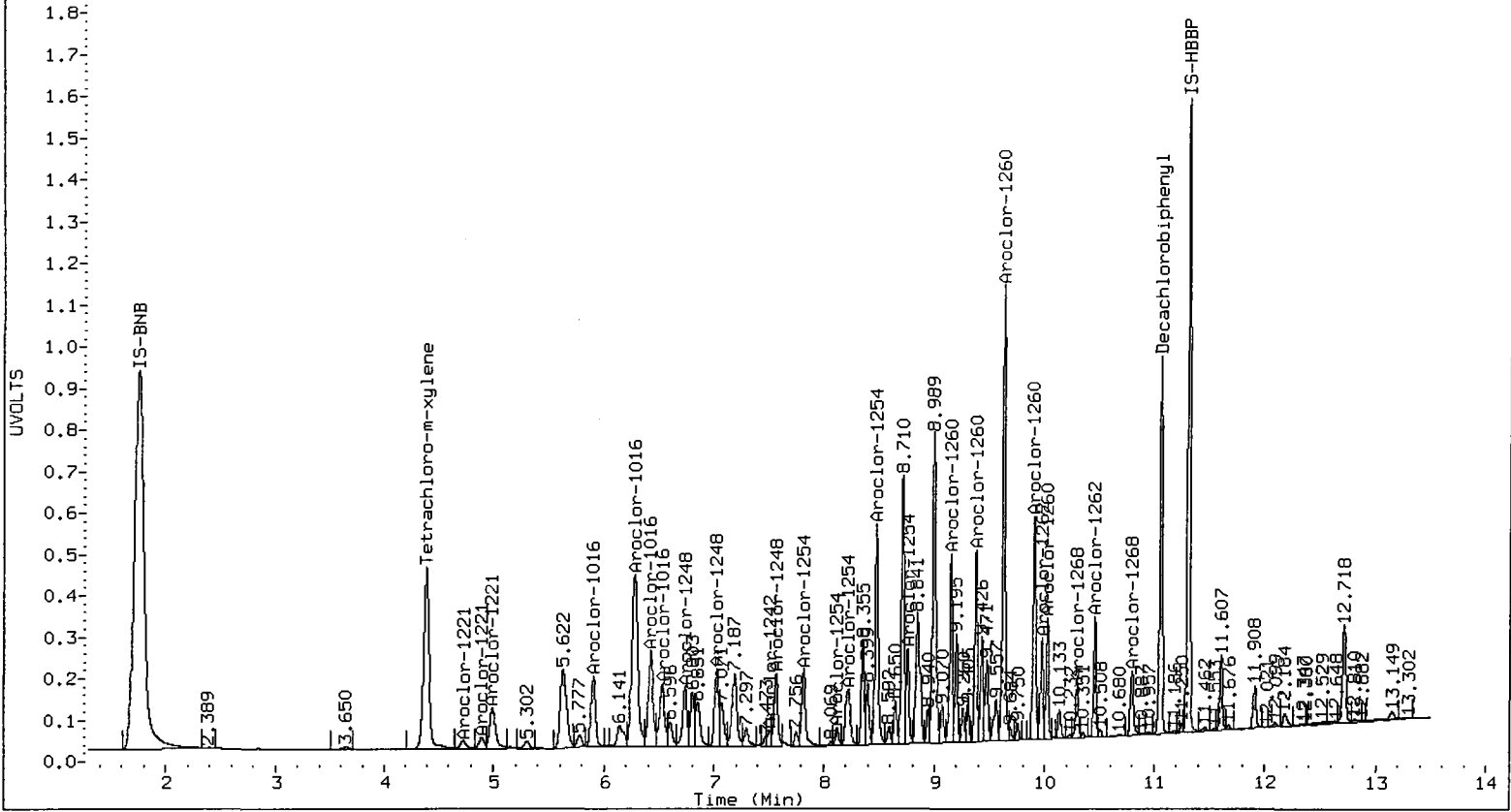
Total PCB Area Col1 (4.498 - 10.960) = 119951604 Col1 Total PCB = 0.6 ppm*

Total PCB Area Col2 (5.066 - 11.603) = 122142083 Col2 Total PCB = 0.6 ppm*

* Quantitated against AR1660 0.25ppm in Ical


PCB-Form 10 Mod.

PB35 : 00895



ORGANICS ANALYSIS DATA SHEET
PSDDA PCB by GC/ECD
 Page 1 of 1

Sample ID: 3SED1-B
MATRIX SPIKE

Lab Sample ID: PB35C
 LIMS ID: 09-12719
 Matrix: Sediment
 Data Release Authorized: 
 Reported: 06/16/09

QC Report No: PB35-ENVIROMENTAL SCIENCE CORP.
 Project: JELD-WEN NORD DOOR

Date Sampled: 06/03/09
 Date Received: 06/03/09

Date Extracted: 06/09/09
 Date Analyzed: 06/13/09 15:34
 Instrument/Analyst: ECD5/JGR
 GPC Cleanup: No
 Sulfur Cleanup: Yes
 Acid Cleanup: Yes
 Florisil Cleanup: No

Sample Amount: 25.6 g-dry-wt
 Final Extract Volume: 1.0 mL
 Dilution Factor: 5.00
 Silica Gel: Yes
 Percent Moisture: 43.3%

CAS Number	Analyte	RL	Result
12674-11-2	Aroclor 1016	3.9	---
53469-21-9	Aroclor 1242	3.9	< 3.9 U
12672-29-6	Aroclor 1248	3.9	< 3.9 U
11097-69-1	Aroclor 1254	3.9	14
11096-82-5	Aroclor 1260	3.9	---
11104-28-2	Aroclor 1221	3.9	< 3.9 U
11141-16-5	Aroclor 1232	3.9	< 3.9 U

Reported in $\mu\text{g}/\text{kg}$ (ppb)

PCB Surrogate Recovery

Decachlorobiphenyl	91.8%
Tetrachlorometaxylene	66.0%

Analytical Resources Inc.
Dual Column PCB Quantitation Report

Data file 1: 20090606.B/0613-1.b/0613B015.d
Data file 2: 20090606.B/0613-2.b/0613B015.d
Method: /chem2/ecd5.i/20090606.B/PCB1.m
Compound Sublist: PCB
Instrument, Inj. Vol.: ecd5.i, 2ul
Quant Method: Internal Std

ARI ID: PB35CMS
Client ID:
Injection Date: 13-JUN-2009 15:34
Report Date: 06/15/2009 14:04
Matrix: SOIL
Dilution Factor: 5.000

ZB5 Col			ZB35 Col			ZB5	ZB35	RPD	Compound/Flag
RT	Shift	Response	RT	Shift	Response	on col	on col		
4.395	-0.004	1773596	4.965	-0.001	1799426	5.3	4.9	6.6	Tetrachloro-m-xylene
11.059	-0.001	1710619	11.703	-0.001	2095003	7.0	7.3	4.6	Decachlorobiphenyl

- * Indicates RPD > 40%
- M Indicates Column 1 peak was manually integrated
- N Indicates Column 2 peak was manually integrated

SURROGATE PERCENT RECOVERY

SURROGATE	Col1	Col2
Tetrachloro-m-xylene	65.9	61.7
Decachlorobiphenyl	87.6	91.8

06/15/09

INTERNAL STANDARD SUMMARY

Standard Cpnd	Column 1		%D
	Standard Area*	Sample Area	
Bromo-Nitrobenzene	30034732	25682548	-14.5
Hexabromobiphenyl	12924817	8899527	-31.1

Standard Cpnd	Column 2		%D
	Standard Area*	Sample Area	
Bromo-Nitrobenzene	33277512	28197987	-15.3
Hexabromobiphenyl	11348053	9887833	-12.9

- * Standard Areas taken from Initial Cal Level 3
Initial Calibration Date: 07-JUN-2009
- <- Indicates standard response outside Limits (-50 to +100%)

ZB5 Col

ZB35 Col

Aroclor	Peak#	RT	Shift	Area	Amount	Peak#	RT	Shift	Area	Amount	
Aroclor-1016	1	5.901	-0.001	542268	69.8	1	6.530	0.002	767776	59.8	
Aroclor-1016	2	6.274	-0.002	1697371	67.9	2	7.111	0.003	1609203	59.9	
Aroclor-1016	3	6.419	0.000	661196	61.9	3	7.308	0.003	701796	67.0	
Aroclor-1016	4	6.526	5.526	435827	63.7	4	7.893	0.000	582526	72.9	
Total CollAve (4 peaks):				65.8	Total Col2Ave (4 peaks):				64.9	RPD = 1	
Corrected Ave (3 peaks):				64.5	Corrected Ave (3 peaks):				62.2	RPD = 4	

Aroclor-1221	1	---	---	---	0.0	1	5.569	0.003	145577	8.9	
Aroclor-1221	2	4.898	0.003	90090	10.1	2	5.793	0.001	48537	5.0	
Aroclor-1221	3	4.990	0.000	398407	11.8	3	5.928	0.032	1374017	42.5	
Aroclor-1221	NS	---	---	---	---	4	7.308	0.002	701796	137.3	
CollAve: <3 Quant Peaks					Col2Ave:				48.4		

Aroclor-1232	1	4.990	0.092	398407	34.7	1	5.928	0.032	1374017	130.7	
Aroclor-1232	2	5.901	-0.001	542268	97.6	2	6.530	-0.005	767776	79.8	
Aroclor-1232	3	6.274	0.002	1697371	95.3	3	7.111	-0.002	1609203	86.8	
Aroclor-1232	4	6.419	-0.006	661196	86.2	4	7.308	-0.002	701796	96.1	
Total CollAve (4 peaks):				78.5	Total Col2Ave (4 peaks):				98.3	RPD = 22	
Corrected Ave (3 peaks):				72.1	Corrected Ave (3 peaks):				87.5	RPD = 19	

Aroclor-1242	1	5.901	-0.002	542268	71.8	1	6.530	0.000	767776	62.9	
Aroclor-1242	2	6.274	-0.003	1697371	70.5	2	7.111	0.001	1609203	64.2	
Aroclor-1242	3	6.419	-0.002	661196	63.0	3	7.308	0.002	701796	73.4	
Aroclor-1242	4	7.509	-0.001	262235	31.6	4	8.186	0.000	115525	26.5	
Total CollAve (4 peaks):				59.2	Total Col2Ave (4 peaks):				56.7	RPD = 4	
Corrected Ave (3 peaks):				55.0	Corrected Ave (3 peaks):				51.2	RPD = 7	

Aroclor-1248	1	6.274	0.002	1697371	114.3	1	7.111	0.005	1609203	102.3	
Aroclor-1248	2	6.736	-0.002	545566	56.2	2	7.532	0.001	510308	56.4	
Aroclor-1248	3	7.022	-0.002	564399	49.7	3	7.893	0.000	582526	49.3	
Aroclor-1248	4	7.567	0.000	822264	45.2	4	8.240	0.001	367729	24.0	
Total CollAve (4 peaks):				66.4	Total Col2Ave (4 peaks):				58.0	RPD = 13	
Corrected Ave (3 peaks):				50.4	Corrected Ave (3 peaks):				43.2	RPD = 15	

Aroclor-1254	1	7.820	-0.002	976263	48.6	1	8.470	0.001	980921	60.2	
Aroclor-1254	2	8.122	-0.003	602795	46.6	2	8.871	0.001	431720	40.4	
Aroclor-1254	3	8.228	-0.002	1250446	51.0	3	8.984	0.004	1553656	72.5	
Aroclor-1254	4	8.479	-0.012	1899073	73.8	4	9.162	0.021	2247469	90.4	
Aroclor-1254	5	8.760	-0.004	929667	60.0	5	9.545	0.013	1249400	85.7	
Total CollAve (5 peaks):				56.0	Total Col2Ave (5 peaks):				69.8	RPD = 22	
Corrected Ave (4 peaks):				51.5	Corrected Ave (4 peaks):				64.7	RPD = 23	

Aroclor-1260	1	9.146	-0.001	801439	83.9	1	9.289	0.002	2172021	116.9	
Aroclor-1260	2	9.372	-0.001	728521	80.4	2	10.057	0.003	1228962	102.0	
Aroclor-1260	3	9.618	-0.001	2348508	101.9	3	10.216	0.001	2967975	95.9	
Aroclor-1260	4	9.896	-0.002	1059831	88.7	4	10.615	0.000	1643249	89.4	
Aroclor-1260	5	10.019	-0.001	518882	89.0	NS	---	---	---	---	
Total CollAve (5 peaks):				88.8	Total Col2Ave (4 peaks):				101.1	RPD = 13	
Corrected Ave (4 peaks):				85.5	Corrected Ave (3 peaks):				95.8	RPD = 11	

Aroclor-1262	1	9.372	-0.001	728521	38.0	1	10.057	-0.001	1228962	49.1	
Aroclor-1262	2	9.618	0.000	2348508	51.8	2	10.216	-0.003	2967975	49.6	
Aroclor-1262	3	9.970	-0.052	477640	24.6	3	10.568	-0.003	901854	36.0	
Aroclor-1262	4	10.019	9.019	518882	25.3	4	10.615	-0.003	1643249	45.1	
Aroclor-1262	5	10.457	0.000	1022892	61.6	5	11.084	0.000	878720	43.5	
Total CollAve (5 peaks):				40.3	Total Col2Ave (5 peaks):				44.7	RPD = 10	
Corrected Ave (4 peaks):				34.9	Corrected Ave (4 peaks):				43.4	RPD = 22	

Aroclor-1268	1	9.970	-0.052	477640	12.7	1	10.568	-0.004	901854	19.6	
Aroclor-1268	2	10.019	9.019	518882	14.6	2	10.615	-0.003	1643249	39.0	
Aroclor-1268	3	10.294	0.062	338232	11.9	3	10.883	-0.005	194096	6.0	
Aroclor-1268	4	10.798	-0.004	815102	10.0	4	11.412	-0.004	412442	4.3	
Total CollAve (4 peaks):				12.3	Total Col2Ave (4 peaks):				17.2	RPD = 33	
Corrected Ave (3 peaks):				11.5	Corrected Ave (3 peaks):				10.0	RPD = 15	

Total PCB Area Col1 (4.498 - 10.960) = 36612917

Col1 Total PCB = 0.2 ppm*

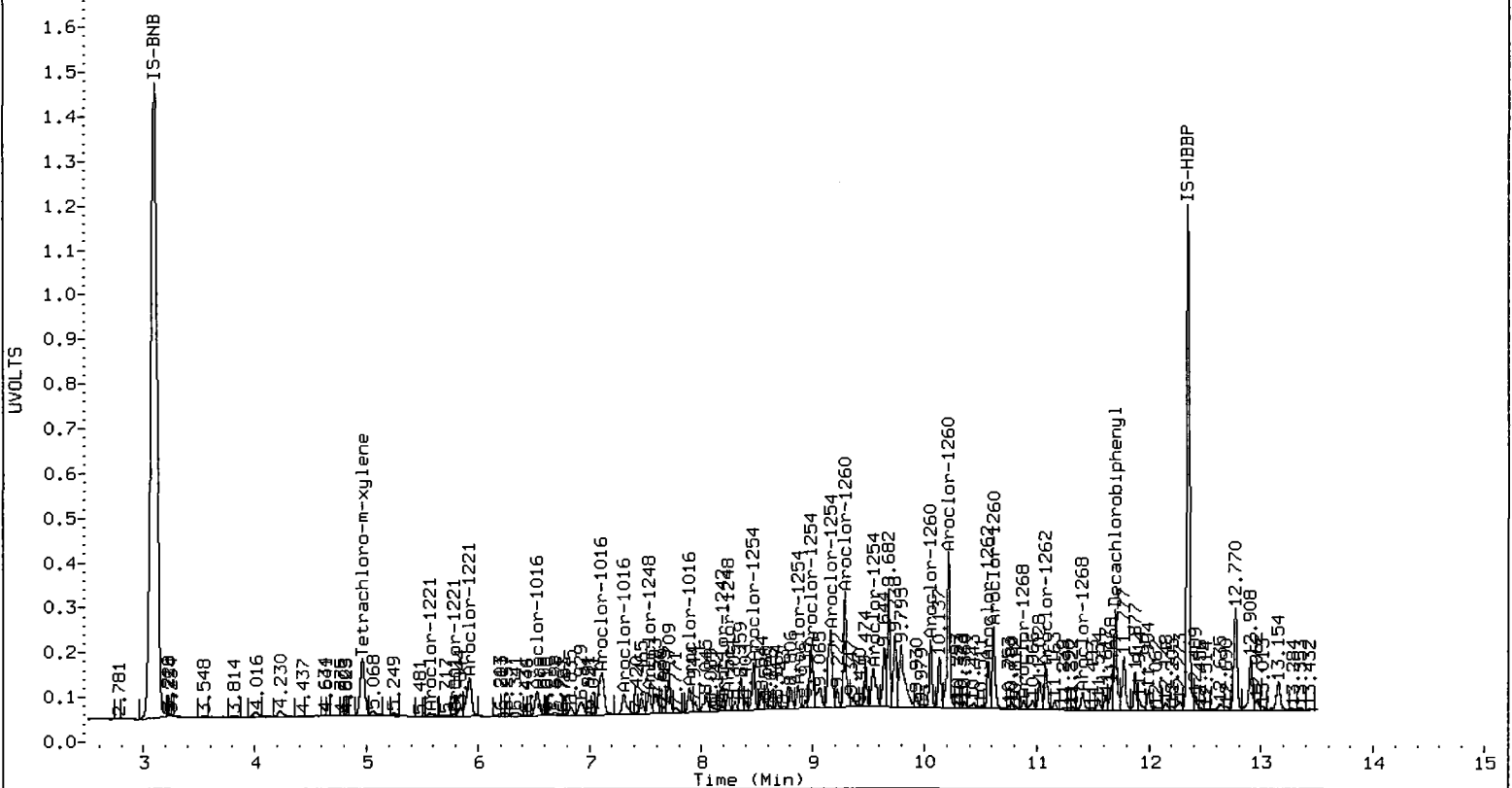
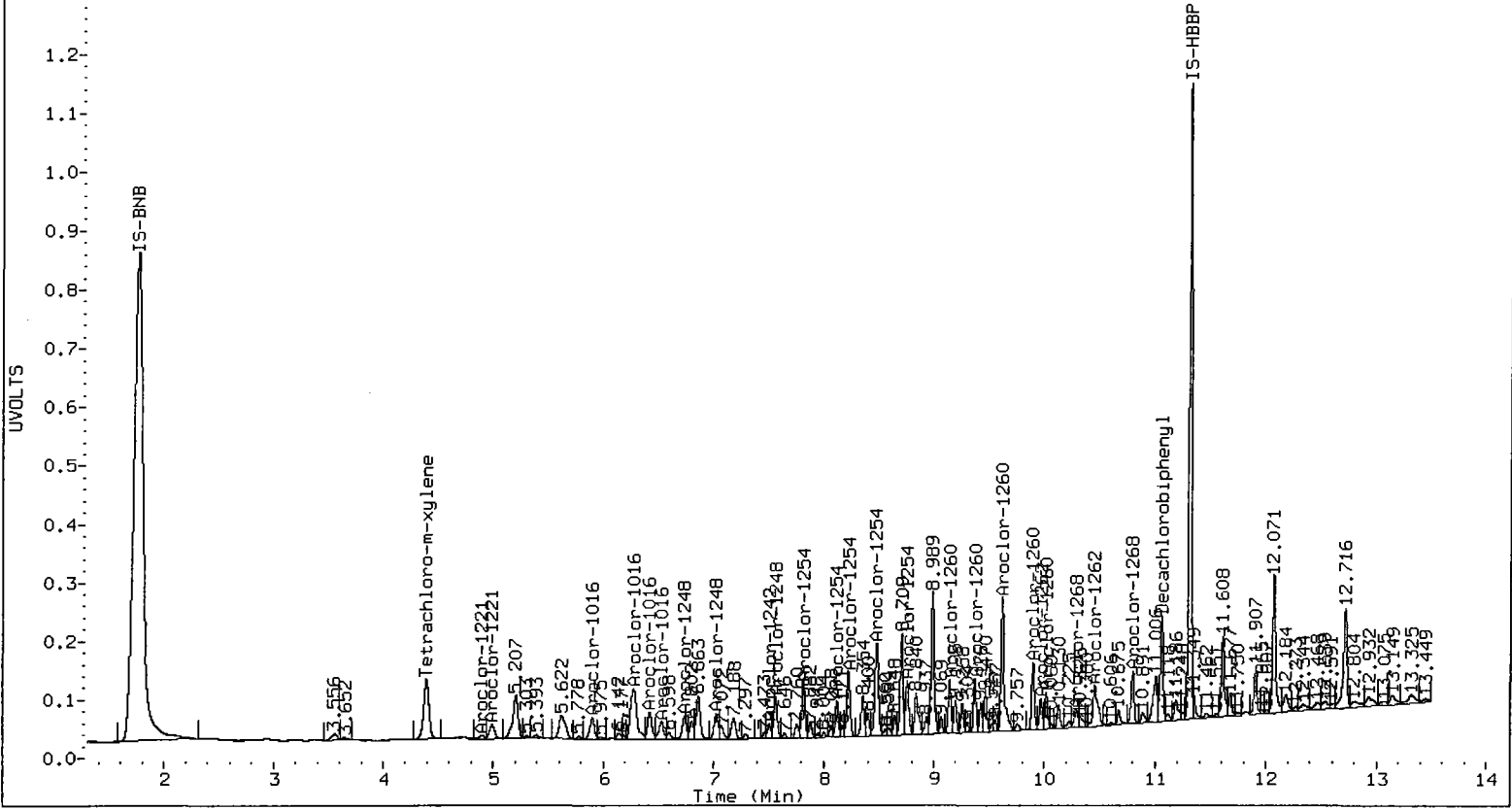
Total PCB Area Col2 (5.066 - 11.603) = 43064330

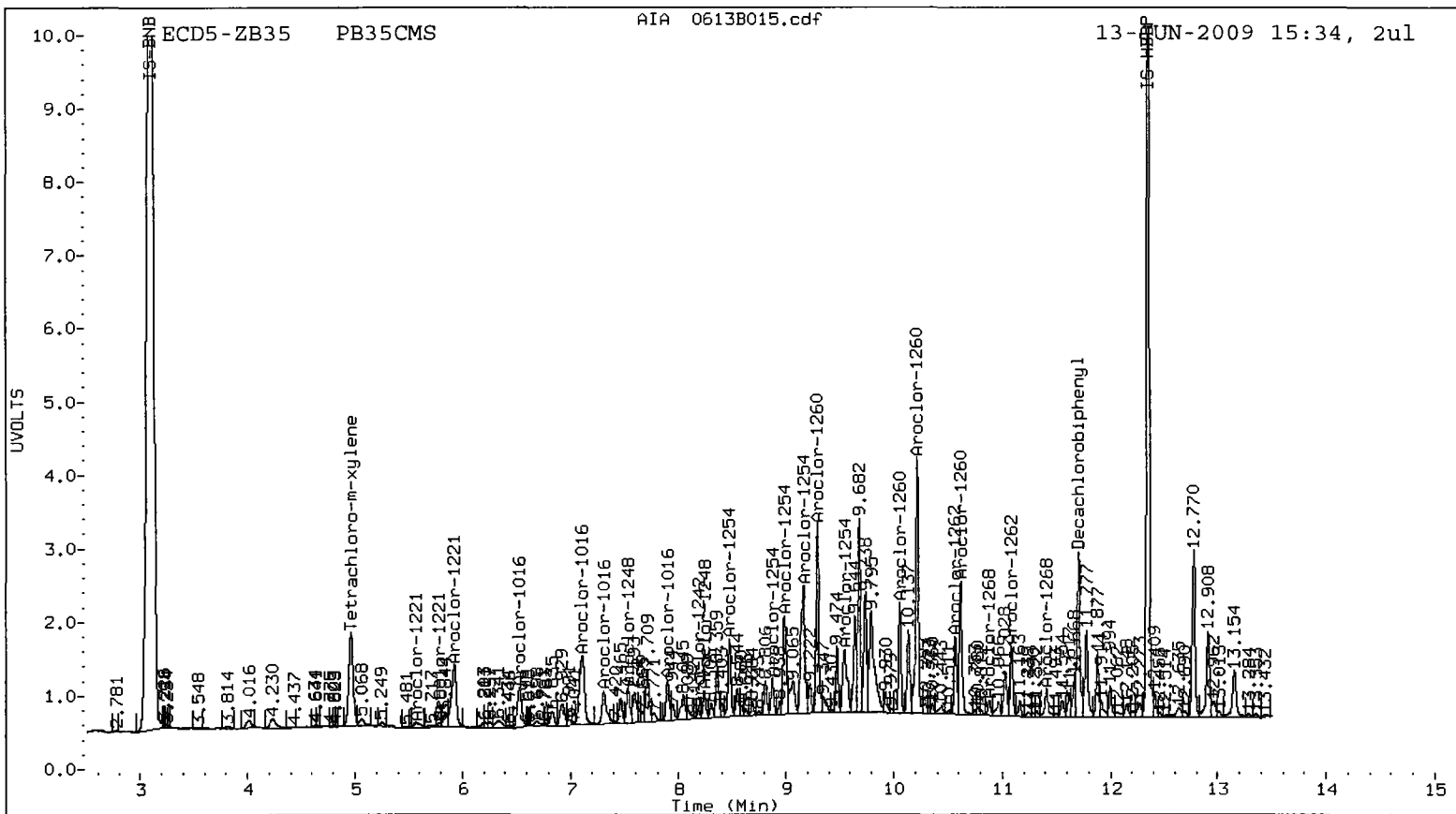
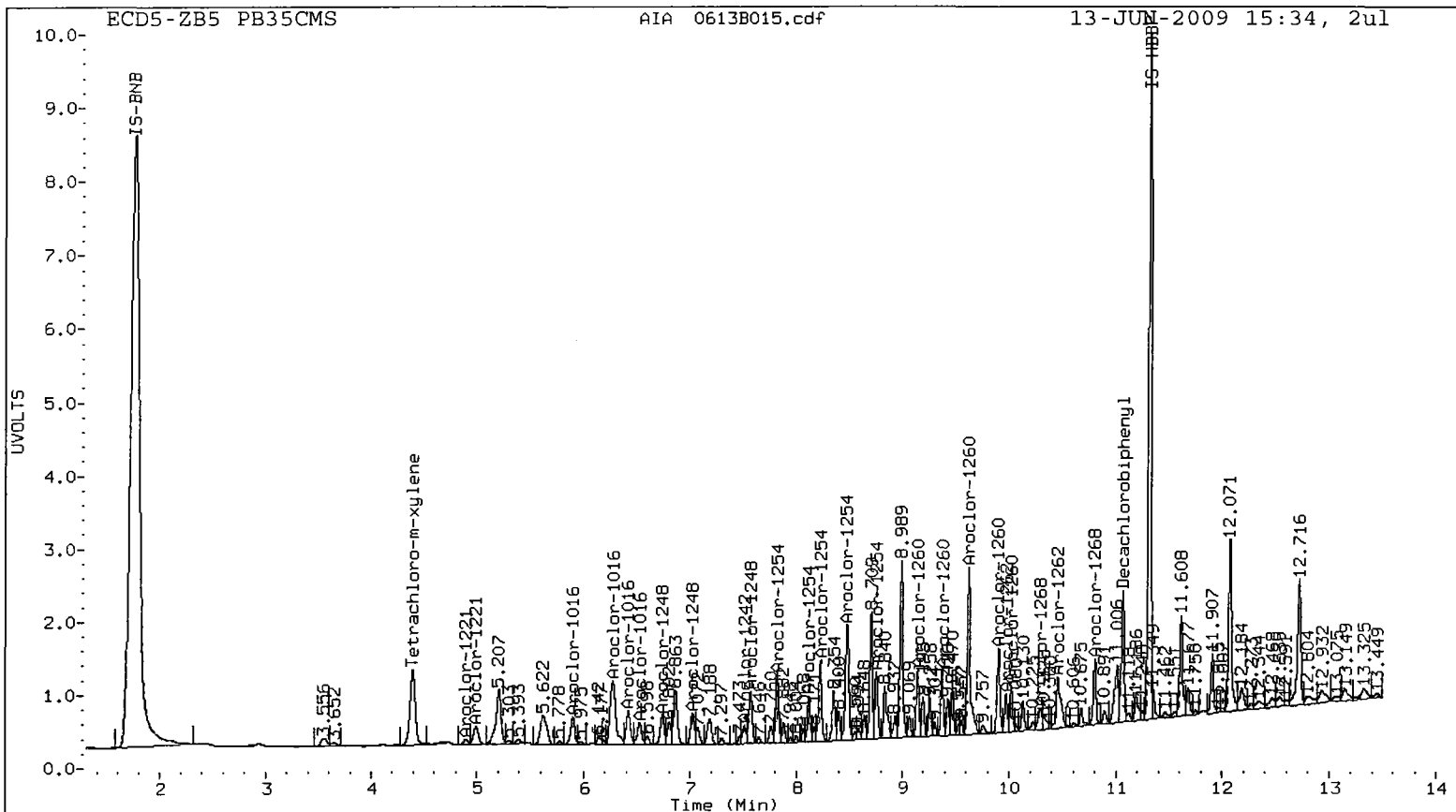
Col2 Total PCB = 0.3 ppm*

* Quantitated against AR1660 0.25ppm in Ical

PCB-Form 10 Mod.

PB35 : 00301





ORGANICS ANALYSIS DATA SHEET

PSDDA PCB by GC/ECD

Page 1 of 1

Sample ID: 3SED1-B

MATRIX SPIKE DUP

Lab Sample ID: PB35C

LIMS ID: 09-12719

Matrix: Sediment

Data Release Authorized: *AS*

Reported: 06/16/09

QC Report No: PB35-ENVIRONMENTAL SCIENCE CORP.

Project: JELD-WEN NORD DOOR

Date Sampled: 06/03/09

Date Received: 06/03/09

Date Extracted: 06/09/09

Date Analyzed: 06/13/09 15:51

Instrument/Analyst: ECD5/JGR

GPC Cleanup: No

Sulfur Cleanup: Yes

Acid Cleanup: Yes

Florisil Cleanup: No

Sample Amount: 26.0 g-dry-wt

Final Extract Volume: 1.0 mL

Dilution Factor: 5.00

Silica Gel: Yes

Percent Moisture: 43.3%

CAS Number	Analyte	RL	Result
12674-11-2	Aroclor 1016	3.8	---
53469-21-9	Aroclor 1242	3.8	< 3.8 U
12672-29-6	Aroclor 1248	3.8	< 3.8 U
11097-69-1	Aroclor 1254	3.8	13
11096-82-5	Aroclor 1260	3.8	---
11104-28-2	Aroclor 1221	3.8	< 3.8 U
11141-16-5	Aroclor 1232	3.8	< 3.8 U

Reported in $\mu\text{g}/\text{kg}$ (ppb)

PCB Surrogate Recovery

Decachlorobiphenyl	112%
Tetrachlorometaxylene	65.2%

Analytical Resources Inc.
Dual Column PCB Quantitation Report

Data file 1: 20090606.B/0613-1.b/0613B016.d
Data file 2: 20090606.B/0613-2.b/0613B016.d
Method: /chem2/ecd5.i/20090606.B/PCB1.m
Compound Sublist: PCB
Instrument, Inj. Vol.: ecd5.i, 2ul
Quant Method: Internal Std

ARI ID: PB35CMSD
Client ID:
Injection Date: 13-JUN-2009 15:51
Report Date: 06/15/2009 14:05
Matrix: SOIL
Dilution Factor: 5.000

ZB5 Col			ZB35 Col			ZB5	ZB35	RPD	Compound/Flag
RT	Shift	Response	RT	Shift	Response	on col	on col		
4.393	-0.006	1912125	4.964	-0.002	1919571	5.2	4.8	8.8	Tetrachloro-m-xylene
11.057	-0.003	2137155	11.702	-0.001	2815575	8.0	8.9	11.4	Decachlorobiphenyl

- * Indicates RPD > 40%
- M Indicates Column 1 peak was manually integrated
- N Indicates Column 2 peak was manually integrated

SURROGATE PERCENT RECOVERY

SURROGATE	Col1	Col2
Tetrachloro-m-xylene	65.2	59.7
Decachlorobiphenyl	99.7	111.8

06/15/09

INTERNAL STANDARD SUMMARY

Standard Cpnd	Column 1		%D
	Standard Area*	Sample Area	
Bromo-Nitrobenzene	30034732	28005431	-6.8
Hexabromobiphenyl	12924817	9770679	-24.4

Standard Cpnd	Column 2		%D
	Standard Area*	Sample Area	
Bromo-Nitrobenzene	33277512	31102937	-6.5
Hexabromobiphenyl	11348053	10907098	-3.9

✓

- * Standard Areas taken from Initial Cal Level 3
Initial Calibration Date: 07-JUN-2009
- <- Indicates standard response outside Limits (-50 to +100%)

ZB5 Col

ZB35 Col

Aroclor	Peak#	RT	Shift	Area	Amount	Peak#	RT	Shift	Area	Amount	
Aroclor-1016	1	5.898	-0.003	571251	67.4	1	6.529	0.001	839811	59.3	
Aroclor-1016	2	6.274	-0.002	1784770	65.4	2	7.111	0.003	1767155	59.7	
Aroclor-1016	3	6.417	-0.002	706925	60.7	3	7.306	0.001	759320	65.7	
Aroclor-1016	4	6.523	5.523	468785	62.8	4	7.892	0.000	636263	72.1	
Total CollAve (4 peaks):				64.1		Total Col2Ave (4 peaks):				64.2	RPD = 0
Corrected Ave (3 peaks):				63.0		Corrected Ave (3 peaks):				61.5	RPD = 2
Aroclor-1221	1	4.725	-0.008	62980	4.1	1	5.572	0.006	161717	8.9	
Aroclor-1221	2	4.891	-0.004	98039	10.1	2	5.790	-0.001	69033	6.4	
Aroclor-1221	3	4.988	-0.002	420647	11.5	3	5.925	0.029	2061029	57.9	
Aroclor-1221	NS	---	---	---	---	4	7.306	-0.005	759320	134.7	
Total CollAve (3 peaks):				8.6		Total Col2Ave (4 peaks):				52.0	RPD = 143*
Corrected Ave: < 3 Peaks						Corrected Ave (3 peaks):				24.4	
Aroclor-1232	1	4.988	0.090	420647	33.6	1	5.925	0.029	2061029	177.7	
Aroclor-1232	2	5.898	-0.003	571251	94.2	2	6.529	-0.007	839811	79.1	
Aroclor-1232	3	6.274	0.001	1784770	91.9	3	7.111	-0.003	1767155	86.4	
Aroclor-1232	4	6.417	-0.008	706925	84.5	4	7.306	-0.004	759320	94.2	
Total CollAve (4 peaks):				76.1		Total Col2Ave (4 peaks):				109.3	RPD = 36
Corrected Ave (3 peaks):				70.0		Corrected Ave (3 peaks):				86.6	RPD = 21
Aroclor-1242	1	5.898	-0.005	571251	69.3	1	6.529	-0.002	839811	62.4	
Aroclor-1242	2	6.274	-0.003	1784770	68.0	2	7.111	0.001	1767155	63.9	
Aroclor-1242	3	6.417	-0.004	706925	61.8	3	7.306	0.000	759320	72.0	
Aroclor-1242	4	7.508	-0.003	266757	29.5	4	8.184	-0.001	152664	31.8	
Total CollAve (4 peaks):				57.1		Total Col2Ave (4 peaks):				57.5	RPD = 1
Corrected Ave (3 peaks):				53.1		Corrected Ave (3 peaks):				52.7	RPD = 1
Aroclor-1248	1	6.274	0.001	1784770	110.2	1	7.111	0.005	1767155	101.9	
Aroclor-1248	2	6.734	-0.004	565010	53.3	2	7.530	-0.002	530048	53.1	
Aroclor-1248	3	7.021	-0.003	599445	48.4	3	7.892	0.000	636263	48.9	
Aroclor-1248	4	7.564	-0.003	839127	42.3	4	8.238	-0.001	400242	23.7	
Total CollAve (4 peaks):				63.6		Total Col2Ave (4 peaks):				56.9	RPD = 11
Corrected Ave (3 peaks):				48.0		Corrected Ave (3 peaks):				41.9	RPD = 14
Aroclor-1254	1	7.819	-0.003	1006732	46.0	1	8.469	0.000	1048563	58.4	
Aroclor-1254	2	8.121	-0.004	626975	44.4	2	8.870	0.001	479639	40.7	
Aroclor-1254	3	8.226	-0.005	1309610	49.0	3	8.983	0.003	1666973	70.5	
Aroclor-1254	4	8.478	-0.013	1968325	70.1	4	9.161	0.020	2412389	88.0	
Aroclor-1254	5	8.759	-0.005	992580	58.7	5	9.544	0.012	1365895	84.9	
Total CollAve (5 peaks):				63.6		Total Col2Ave (5 peaks):				68.5	RPD = 24
Corrected Ave (4 peaks):				49.5		Corrected Ave (4 peaks):				63.6	RPD = 25
Aroclor-1260	1	9.145	-0.001	871376	83.1	1	9.287	0.000	2257594	110.2	
Aroclor-1260	2	9.372	-0.001	783268	78.7	2	10.057	0.003	1277195	96.1	
Aroclor-1260	3	9.618	-0.001	2529288	100.0	3	10.217	0.002	3262542	95.6	
Aroclor-1260	4	9.896	-0.002	1123204	85.6	4	10.615	0.000	1758120	86.7	
Aroclor-1260	5	10.019	-0.001	538965	84.2	NS	---	---	---	---	
Total CollAve (5 peaks):				86.3		Total Col2Ave (4 peaks):				97.2	RPD = 12
Corrected Ave (4 peaks):				82.9		Corrected Ave (3 peaks):				92.8	RPD = 11
Aroclor-1262	1	9.372	-0.002	783268	37.3	1	10.057	-0.001	1277195	46.3	
Aroclor-1262	2	9.618	-0.001	2529288	50.8	2	10.217	-0.002	3262542	49.4	
Aroclor-1262	3	9.969	-0.052	470202	22.1	3	10.567	-0.004	953978	34.5	
Aroclor-1262	4	10.019	9.019	538965	24.0	4	10.615	-0.003	1758120	43.7	
Aroclor-1262	5	10.482	0.026	1708803	93.7	5	11.088	0.005	1370122	61.6	
Total CollAve (5 peaks):				45.6		Total Col2Ave (5 peaks):				47.1	RPD = 3
Corrected Ave (4 peaks):				33.5		Corrected Ave (4 peaks):				43.5	RPD = 26
Aroclor-1268	1	9.969	-0.052	470202	11.4	1	10.567	-0.004	953978	18.8	
Aroclor-1268	2	10.019	9.019	538965	13.8	2	10.615	-0.003	1758120	37.9	
Aroclor-1268	3	10.296	-0.064	432213	13.9	3	10.883	-0.005	313354	8.7	
Aroclor-1268	4	10.798	-0.004	949112	10.6	4	11.413	-0.004	455848	4.3	
Total CollAve (4 peaks):				12.4		Total Col2Ave (4 peaks):				17.4	RPD = 34

Corrected Ave (3 peaks): 12.0 Corrected Ave (3 peaks): 10.6 RPD = 12

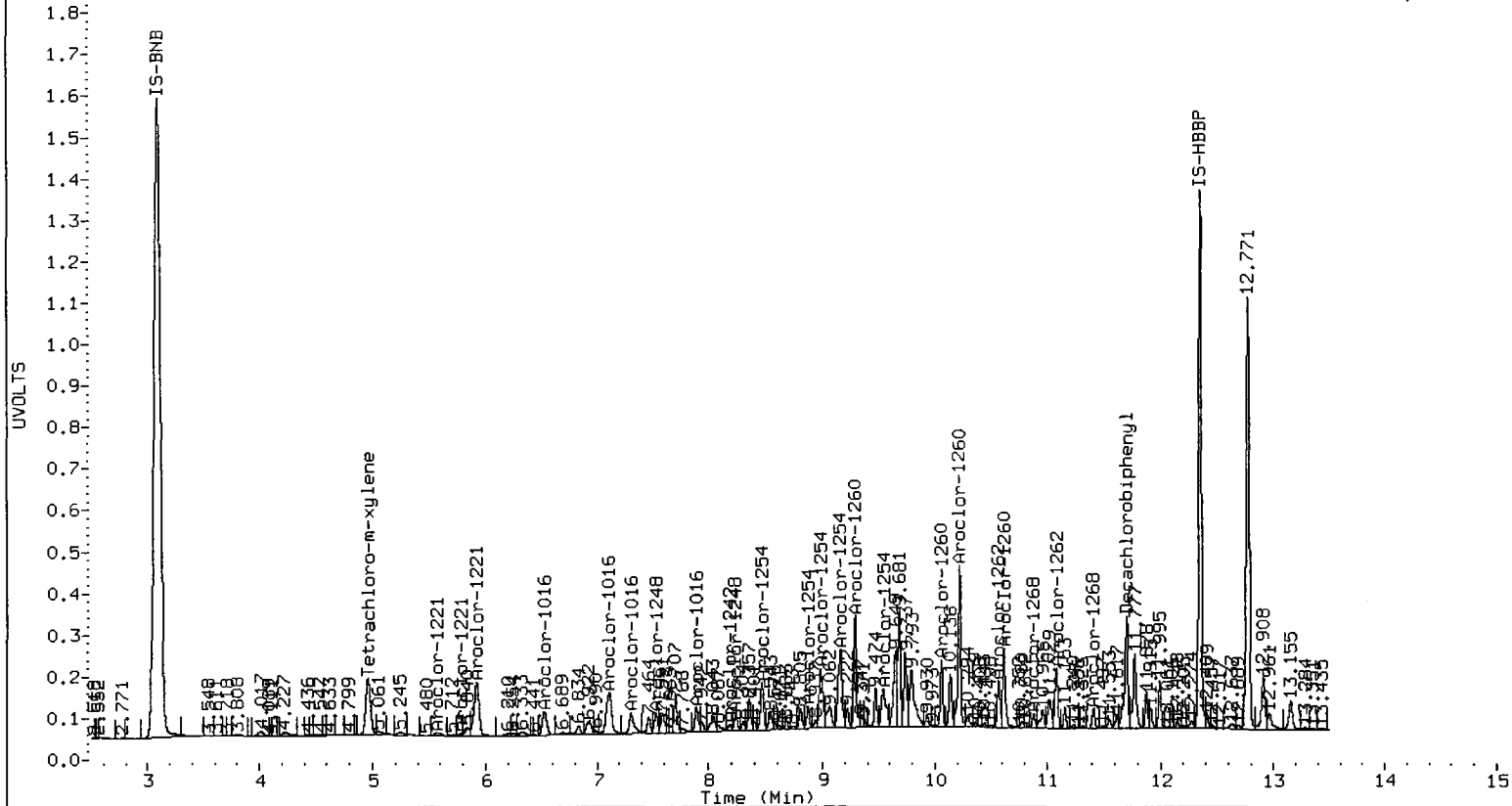
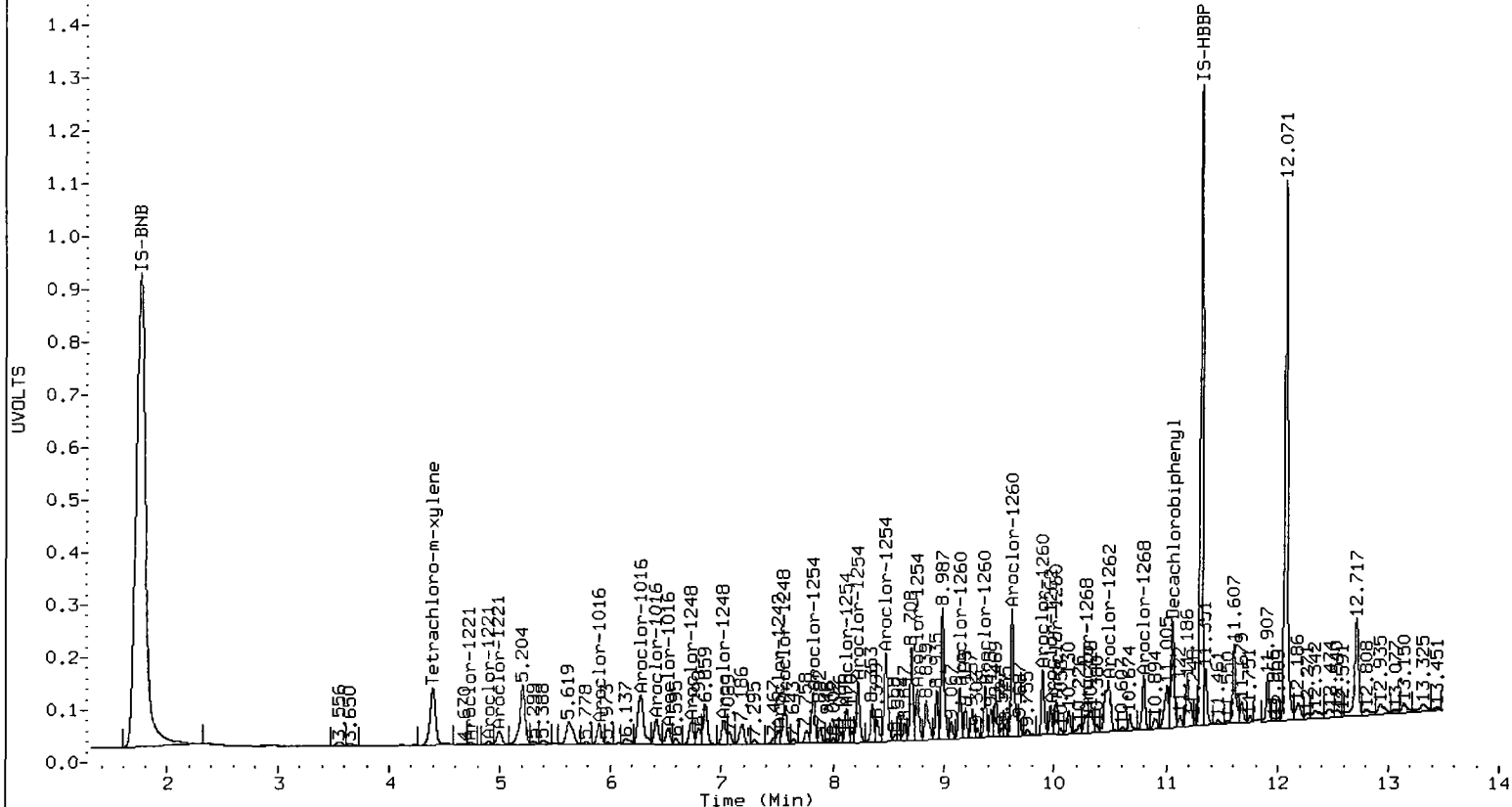
Total PCB Area Col1 (4.498 - 10.960) = 41654413 Col1 Total PCB = 0.2 ppm*

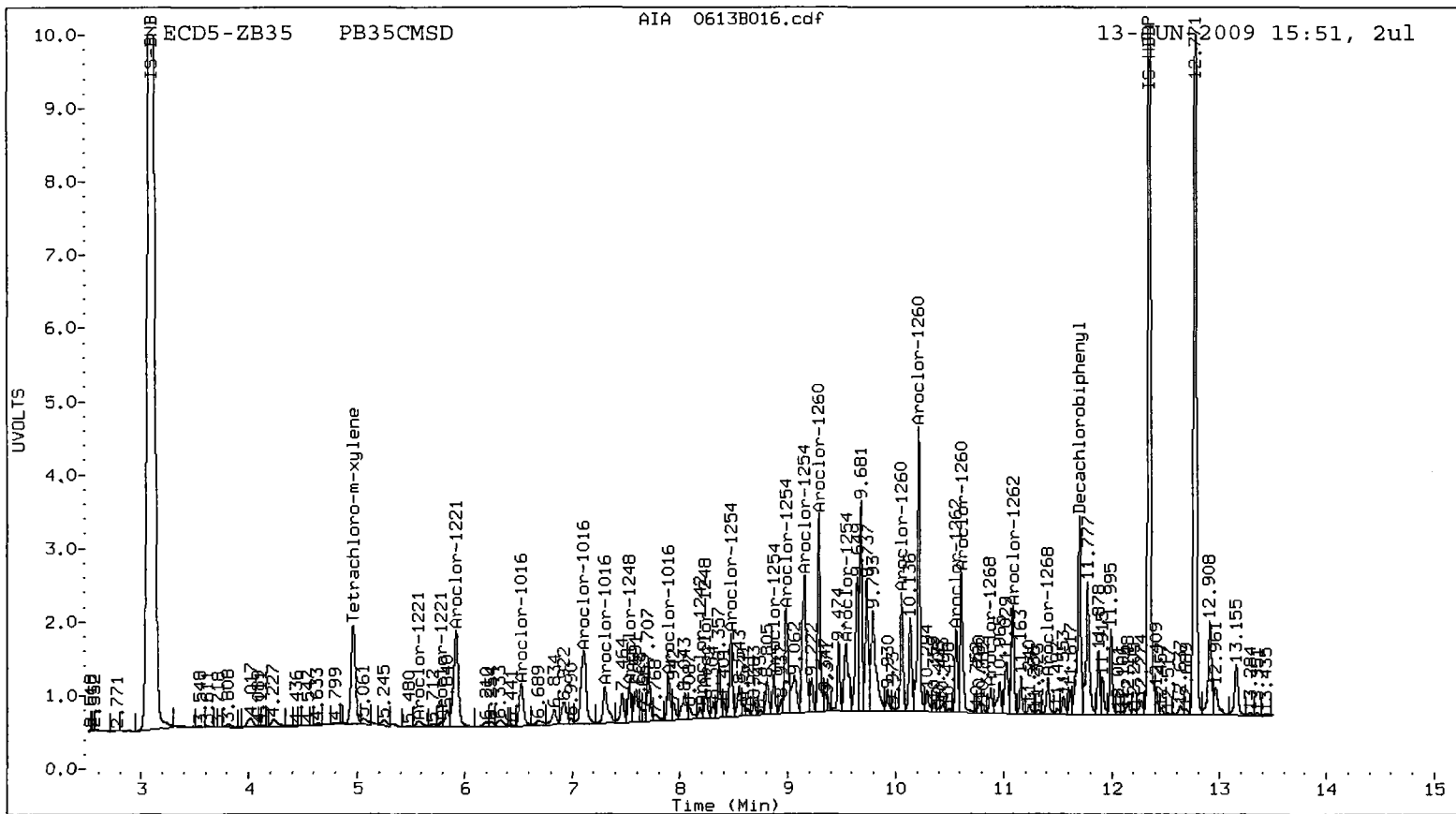
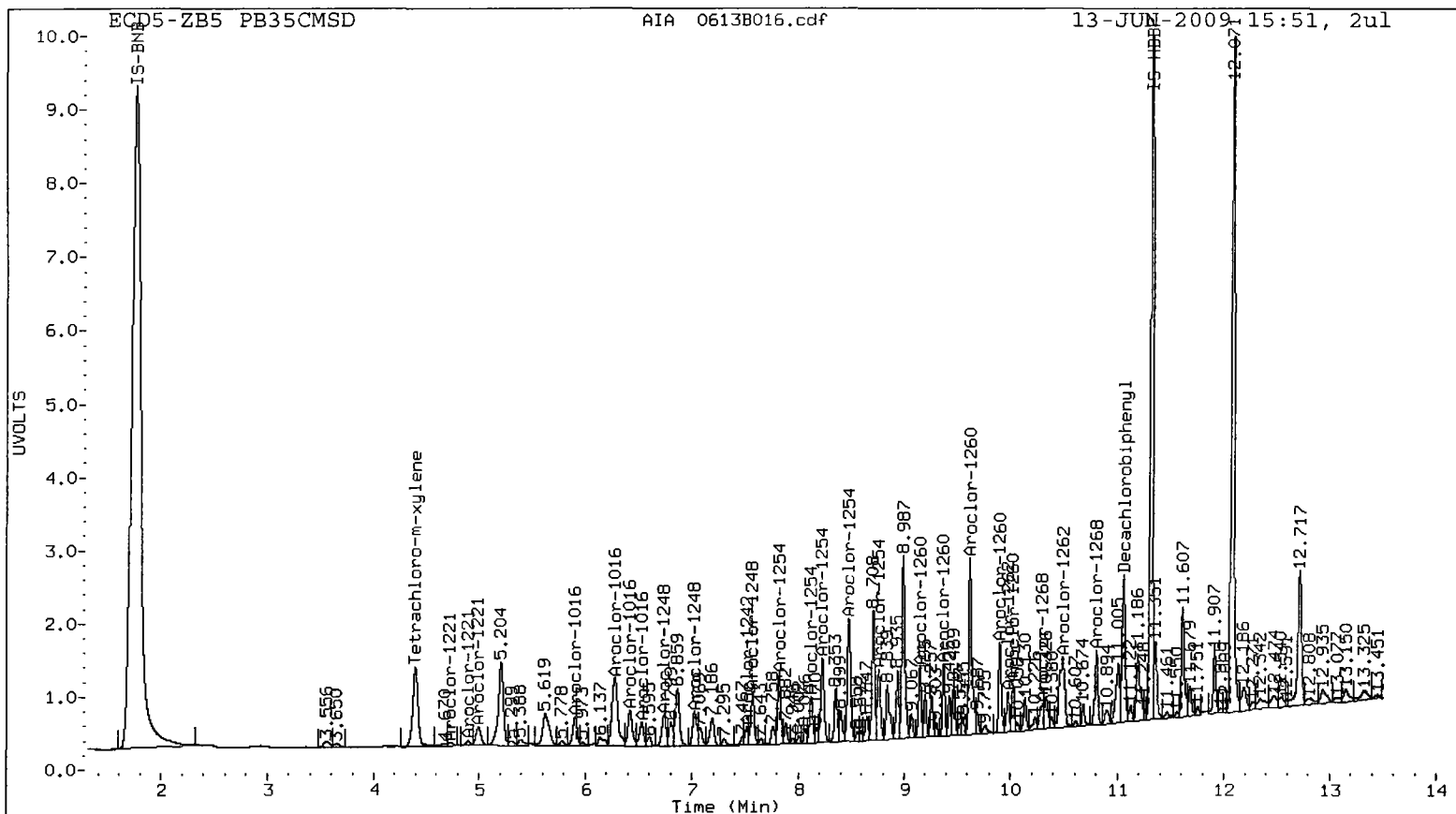
Total PCB Area Col2 (5.066 - 11.603) = 48583178 Col2 Total PCB = 0.3 ppm*

* Quantitated against AR1660 0.25ppm in Ical

PCB-Form 10 Mod.

PB35 : 00907





PCB Analysis
Extraction Bench Sheets/Run Logs

prepared
for

ENVIROMENTAL SCIENCE CORP.

Project: JELD-WEN NORD DOOR

ARI JOB NO: PB35

prepared
by

Analytical Resources, Inc.



Preparation Test PCB # 7

ARI Job No(s) PB35

PSDDA (4 ppb)

Batch set up by: JD

Bottle #	ARI Sample I.D.	Verify Client ID	Volume Extracted	KD Exchange To Hexane (X 2)	Turbo Vap (1)2 3	(REQ) Acid Clean (1:1) (Y)	(REQ) Sulfur Clean (1:1) (Y)	(REQ) Silica Gel Clean (1:1) (Y)N	Turbo Vap (1)2 3	Final Effective Volume	Volume to Lab	Comments
	MBS PB35	Date	25.00g		↓	4mL	4mL	1.0mL	↓	1mL	1mL	10g Actual Weight
	SBS		↓		↓	↓	↓	↓	↓	↓	↓	↓
	SBS Dup		↓		↓	↓	↓	↓	↓	↓	↓	↓
3	PB35 A	Weight	44.65		↓	↓	↓	↓	↓	↓	↓	
	C		45.67		↓	↓	↓	↓	↓	↓	↓	
	GMS		45.21		↓	↓	↓	↓	↓	↓	↓	
	GMSd		45.91		↓	↓	↓	↓	↓	↓	↓	
	E		47.41		↓	↓	↓	↓	↓	↓	↓	
	G		32.03		↓	↓	↓	↓	↓	↓	↓	
4	I		38.19		↓	↓	↓	↓	↓	↓	↓	
3	J		44.30		↓	↓	↓	↓	↓	↓	↓	
	K		25.16		↓	↓	↓	↓	↓	↓	↓	
	M		12.54		↓	↓	↓	↓	↓	↓	↓	
	O		25.42		↓	↓	↓	↓	↓	↓	↓	
	Q		12.52		↓	↓	↓	↓	↓	↓	↓	

Analyst/Date: NR 6/9/09 AR 06/09/09 SP 6/11/09

Standard Surrogate	Standard ID	Volume	Expiration Date	Analyst	Witness
D	200µL	5/29/14	NR	JD	
Spike	1	25µL	6/18/14	NR	JD

Extraction Time: 9:24

SPECIAL INSTRUCTIONS: 1. Weigh soil/sed into 600mL or 400mL beakers. 2. Use 10g neutral Sodium Sulfate for the blanks. 3. Add surr/spike. 4. Add 8:2 Hexane/Acetone. 5. Dry using neutral Sodium Sulfate-25g Max at first-A small amt of Additional sulfate may be needed after 10 min. or before 2nd sonication? 6. Sonicate 3X with 8:2 Hexane/Acetone. 7. Collect into 500mL flask+Lg funnel with a small amount neutral glasswool plug only. NO SODIUM SULFATE. 8. KD (Normal Drying Column) on 100° bath. (Blanks=only 5g Sodium Sulfate). 9. Exchange (2 X with 20mL) Hexane. 10. TurboVap. 11. Clean-ups- REQUIRED=TRANSFER RINSE. 12. TurboVap. 13. Vial with Hexane. A. Need Total Solids (N) B. Archive/Freeze (Y/N)



ARI Job No.: PB 35

Client ID: Environmental Science Corp

Parameter: PcB PSDDA (4 ppb)

Client Project: Jeld-Wen Norel Door

SOP Number(s): 3545

No Anomalies:

List problems, concerns, corrective actions and any other pertinent information

All of the samples were wet. WC 6/15/09
GC analyst, reduced extraction weights for samples K, M, Q and Q,
based on sample pre-screens. JH 6/18/09

Analyst Initials:

Date:

Analytical Resources Inc.: Organics Instrument Log
ECD5 Serial No.: US00034118

Date: 06/06/09 Analysis: PCBs Analyst: JK
 GC Program: PCB2 Column No: 135077/48678 Column Type: 2B5/2B25
 Instrument Tune (.U or .CT.): N/A EM Voltage: N/A
 Calibration File: N/A Curve Date: 06/06/09

IS/SS	Ical/Ccal	LCS/ICV
1546-3	1608-1, 3, 4	1561-1
	1609-1, 2, 3	

Inject Date/Time	Filename	DF	LabID	Inject Date/Time	Filename	DF	LabID
1 07-JUN-2009 08:22	0606B066.d	1	IB	51 07-JUN-2009 22:57	0606B117.d	1	RINSE
2 07-JUN-2009 08:39	0606B067.d	1	0.25 PPM AR1660				
3 07-JUN-2009 08:56	0606B068.d	1	0.02 PPM AR1660				
4 07-JUN-2009 09:13	0606B069.d	1	1 PPM AR1660				
5 07-JUN-2009 09:30	0606B070.d	1	0.1 PPM AR1660				
6 07-JUN-2009 09:48	0606B071.d	1	0.5 PPM AR1660				
7 07-JUN-2009 10:05	0606B072.d	1	AR1660 ICV				
8 07-JUN-2009 10:22	0606B073.d	1	AR1242				
9 07-JUN-2009 10:39	0606B074.d	1	AR1248				
10 07-JUN-2009 10:56	0606B075.d	1	AR1254				
11 07-JUN-2009 11:13	0606B076.d	1	AR2162				
12 07-JUN-2009 11:30	0606B077.d	1	AR3268				
13 07-JUN-2009 11:48	0606B078.d	1	0.1 PPM DDT9				
14 07-JUN-2009 12:05	0606B079.d	1	DDT BD				
15 07-JUN-2009 12:22	0606B080.d	1	1549.01 AR2162				
16 07-JUN-2009 12:39	0606B081.d	1	500PPMAR1221				
17 07-JUN-2009 12:56	0606B082.d	1	AR1660				
18 07-JUN-2009 13:13	0606B083.d	1	AR1242				
19 07-JUN-2009 13:30	0606B084.d	1	PA75MBS1				
20 07-JUN-2009 13:48	0606B085.d	1	PA75LCSS1				
21 07-JUN-2009 14:05	0606B086.d	1	PA75A				
22 07-JUN-2009 14:22	0606B087.d	1	PA75B				
23 07-JUN-2009 14:39	0606B088.d	1	PA75C				
24 07-JUN-2009 14:56	0606B089.d	1	PA75D				
25 07-JUN-2009 15:13	0606B090.d	1	PA75E				
26 07-JUN-2009 15:30	0606B091.d	1	AR1248				
27 07-JUN-2009 15:47	0606B092.d	1	AR1660				
28 07-JUN-2009 16:05	0606B093.d	1	PA75F				
29 07-JUN-2009 16:22	0606B094.d	1	PA75G				
30 07-JUN-2009 16:39	0606B095.d	1	PA75H				
31 07-JUN-2009 16:56	0606B096.d	1	PA75I				
32 07-JUN-2009 17:13	0606B097.d	1	PA75J				
33 07-JUN-2009 17:30	0606B098.d	1	AR1254				
34 07-JUN-2009 17:47	0606B099.d	1	AR1660				
35 07-JUN-2009 18:04	0606B100.d	1	PA75K				
36 07-JUN-2009 18:22	0606B101.d	1	PA75L				
37 07-JUN-2009 18:39	0606B102.d	1	PA75M				
38 07-JUN-2009 18:56	0606B103.d	1	PA75MMS				
39 07-JUN-2009 19:13	0606B104.d	1	PA75MMSD				
40 07-JUN-2009 19:30	0606B105.d	1	PA75N				
41 07-JUN-2009 19:47	0606B106.d	1	AR1242				
42 07-JUN-2009 20:05	0606B107.d	1	AR1660				
43 07-JUN-2009 20:22	0606B108.d	1	RINSE				
44 07-JUN-2009 20:39	0606B109.d	1	RINSE				
45 07-JUN-2009 20:56	0606B110.d	1	RINSE				
46 07-JUN-2009 21:31	0606B112.d	1	RINSE				
47 07-JUN-2009 21:48	0606B113.d	1	RINSE				
48 07-JUN-2009 22:05	0606B114.d	1	RINSE				
49 07-JUN-2009 22:22	0606B115.d	1	RINSE				
50 07-JUN-2009 22:39	0606B116.d	1	RINSE				

M

JK 06/10/09

Maintenance Verification (Identify ICal or CCal that demonstrates the instrument is in control):

Every line must contain information or be lined out. Make all entries legible. Start a new page for each QC period.

GC Analyst Notes / Corrective Action Log

ARI Project ID: PCBs curve Client ID: _____

ARI SOP: 403S(PCB) 405S(Herbicides) 407S(TPH-D) 409S(HCID) 423S(Pesticides) Other

Parameter(s): PCBs, TCX, DCB, DDTs

Instrument: FID-3A FID-3B FID-4A FID-4B FID-7 FID-8
ECD-1 ECD-3 ECD-4 ECD-5 ECD-6 ECD-7

Dates: Curve: 06/06/09 Analysis Start: 06/06/09

Endrin/DDT Breakdown <15%? YES / NO / <u>NA</u>	Method Blank In Control? <u>NA</u> YES / NO
Cal Meets RF & %RSD Criteria? <u>YES</u> / NO	LCS/LCSD Recovery In Control? <u>YES</u> / NO ^{7/20/08/09}
CCal Meets RF & %RSD Criteria <u>YES</u> / NO	Surrogate Recovery In Control? <u>YES</u> / NO
Internal Standard Meets Criteria? <u>YES</u> / NO / NA	Special Analysis Criteria Met? YES / NO <u>NA</u>

Detail problems, corrective actions and/or other pertinent information below (use reverse side when necessary):

Additional Details on Reverse: Yes / No

Analyst Signature: [Signature] Date: 06/08/09

Reviewer's Signature: [Signature] Date: 6/8/09

Analytical Resources Inc.: Organics Instrument Log

ECD5 Serial No.: US00034118

Date: 06/13/09 Analysis: PCB's Analyst: R
 GC Program: PCBZ Column No: 135079/142675 Column Type: ZB5/ZB35
 Instrument Tune (.U or .CT.): N/A EM Voltage: N/A
 Calibration File: N/A Curve Date: 06/06/09

IS/SS	Ical/Ccal	LCS/ICV
<u>1613-3</u>	<u>1608-1,3,4</u>	
	<u>1609-1,2,3</u>	

Inject Date/Time	Filename	DF	LabID	Inject Date/Time	Filename	DF	LabID
1 13-JUN-2009 10:38	0613B001.d	1	RINSE	51 14-JUN-2009 01:54	0613B051.d	5	PB44DMSD
2 13-JUN-2009 10:55	0613B002.d	1	RINSE	52 14-JUN-2009 02:11	0613B052.d	5	PB44E
3 13-JUN-2009 11:12	0613B003.d	1	0.1 PPM DDTs	53 14-JUN-2009 02:29	0613B053.d	5	PB44F
4 13-JUN-2009 11:29	0613B004.d	1	AR1660	54 14-JUN-2009 02:46	0613B054.d	5	PB44G
5 13-JUN-2009 11:47	0613B005.d	1	AR1254	55 14-JUN-2009 03:03	0613B055.d	5	PB44H
6 13-JUN-2009 12:59	0613B006.d	1	PC43MBW1	56 14-JUN-2009 03:20	0613B056.d	5	PB44I
7 13-JUN-2009 13:16	0613B007.d	1	PC43LCSW1	57 14-JUN-2009 03:37	0613B057.d	1	AR1242
8 13-JUN-2009 13:33	0613B008.d	1	PC43A	58 14-JUN-2009 03:55	0613B058.d	1	AR1660
9 13-JUN-2009 13:51	0613B009.d	1	AR1248	59 14-JUN-2009 04:12	0613B059.d	5	PB44J
10 13-JUN-2009 14:08	0613B010.d	1	AR1660	60 14-JUN-2009 04:29	0613B060.d	5	PB44K
11 13-JUN-2009 14:25	0613B011.d	1	PB35MBS1	61 14-JUN-2009 04:46	0613B061.d	5	PB44L
12 13-JUN-2009 14:42	0613B012.d	1	PB35LCSS1	62 14-JUN-2009 05:03	0613B062.d	5	PB44M
13 13-JUN-2009 14:59	0613B013.d	5	PB35A	63 14-JUN-2009 05:20	0613B063.d	5	PB44N
14 13-JUN-2009 15:17	0613B014.d	5	PB35C	64 14-JUN-2009 05:38	0613B064.d	5	PB44O
15 13-JUN-2009 15:34	0613B015.d	5	PB35CMS	65 14-JUN-2009 05:55	0613B065.d	1	AR1254
16 13-JUN-2009 15:51	0613B016.d	5	PB35CMSD	66 14-JUN-2009 06:12	0613B066.d	1	AR1660
17 13-JUN-2009 16:08	0613B017.d	5	PB35E	67 14-JUN-2009 06:29	0613B067.d	1	RINSE
18 13-JUN-2009 16:26	0613B018.d	5	PB35G	68 14-JUN-2009 06:46	0613B068.d	1	RINSE
19 13-JUN-2009 16:43	0613B019.d	1	AR1242	69 14-JUN-2009 07:03	0613B069.d	1	RINSE
20 13-JUN-2009 17:00	0613B020.d	1	AR1660	70 14-JUN-2009 07:21	0613B070.d	1	AR1248
21 13-JUN-2009 17:17	0613B021.d	5	PB35I	71 14-JUN-2009 07:38	0613B071.d	1	AR1660
22 13-JUN-2009 17:34	0613B022.d	5	PB35J	72 14-JUN-2009 07:55	0613B072.d	1	PB85MBS1
23 13-JUN-2009 17:52	0613B023.d	10	PB35K	73 14-JUN-2009 08:12	0613B073.d	1	PB85LCSS1
24 13-JUN-2009 18:09	0613B024.d	10	PB35M	74 14-JUN-2009 08:29	0613B074.d	1	PB85LCSDS1
25 13-JUN-2009 18:26	0613B025.d	50	PB35O	75 14-JUN-2009 08:46	0613B075.d	10	PB85A
26 13-JUN-2009 18:43	0613B026.d	10	PB35Q	76 14-JUN-2009 09:03	0613B076.d	10	PB85B
27 13-JUN-2009 19:00	0613B027.d	1	AR1254	77 14-JUN-2009 09:21	0613B077.d	10	PB85C
28 13-JUN-2009 19:18	0613B028.d	1	AR1660	78 14-JUN-2009 09:38	0613B078.d	10	PB85CMS
29 13-JUN-2009 19:35	0613B029.d	1	RINSE	79 14-JUN-2009 09:55	0613B079.d	10	PB85CMSD
30 13-JUN-2009 19:52	0613B030.d	1	RINSE	80 14-JUN-2009 10:12	0613B080.d	10	PB85D
31 13-JUN-2009 20:09	0613B031.d	1	AR1248	81 14-JUN-2009 10:29	0613B081.d	10	PB85E
32 13-JUN-2009 20:27	0613B032.d	1	AR1660	82 14-JUN-2009 10:46	0613B082.d	10	PB85F
33 13-JUN-2009 20:44	0613B033.d	1	PC14MBS1	83 14-JUN-2009 11:04	0613B083.d	5	PB85G
34 13-JUN-2009 21:01	0613B034.d	1	PC14LCSS1	84 14-JUN-2009 11:21	0613B084.d	10	PB85H
35 13-JUN-2009 21:18	0613B035.d	10	PC14A	85 14-JUN-2009 11:38	0613B085.d	1	AR1242
36 13-JUN-2009 21:36	0613B036.d	10	PC14B	86 14-JUN-2009 11:55	0613B086.d	1	AR1660
37 13-JUN-2009 21:53	0613B037.d	10	PC14C	87 14-JUN-2009 12:12	0613B087.d	1	AR1242
38 13-JUN-2009 22:10	0613B038.d	1	AR1242	88 14-JUN-2009 12:29	0613B088.d	1	AR1660
39 13-JUN-2009 22:27	0613B039.d	1	AR1660	89 14-JUN-2009 12:46	0613B089.d	1	AR1242
40 13-JUN-2009 22:45	0613B040.d	1	RINSE	90 14-JUN-2009 13:04	0613B090.d	1	AR1660
41 13-JUN-2009 23:02	0613B041.d	1	RINSE				
42 13-JUN-2009 23:19	0613B042.d	1	AR1248				
43 13-JUN-2009 23:36	0613B043.d	1	AR1660				
44 13-JUN-2009 23:54	0613B044.d	1	PB44MBS1				
45 14-JUN-2009 00:11	0613B045.d	1	PB44LCSS1				
46 14-JUN-2009 00:28	0613B046.d	5	PB44A				
47 14-JUN-2009 00:45	0613B047.d	5	PB44B				
48 14-JUN-2009 01:03	0613B048.d	5	PB44C				
49 14-JUN-2009 01:20	0613B049.d	5	PB44D				
50 14-JUN-2009 01:37	0613B050.d	5	PB44DMS				

R 06/15/09

Maintenance Verification (Identify ICal or CCal that demonstrates the instrument is in control):
 Every line must contain information or be lined out. Make all entries legible. Start a new page for each QC period.



GC Analyst Notes / Corrective Action Log

ARI Project ID: PB35 Client ID: Jeld wen nord dor

ARI SOP: 4038(PCB) 405S(Herbicides) 407S(TPH-D) 409S(HCID) 423S(Pesticides) Other

Parameter(s): PCBS TCMX PCB

Instrument: FID-3A FID-3B FID-4A FID-4B FID-7 FID-8
ECD-1 ECD-3 ECD-4 ECD-5 ECD-6 ECD-7

Dates: Curve: 06/06/09 Analysis Start: 06/13/09

Endrin/DDT Breakdown <15%? YES / NO NA Method Blank In Control? YES / NO
ICal Meets RF & %RSD Criteria? YES / NO LCS/LCSD Recovery In Control? YES / NO
CCal Meets RF & %RSD Criteria YES / NO Surrogate Recovery In Control? YES / NO
Internal Standard Meets Criteria YES / NO / NA Special Analysis Criteria Met? YES / NO NA

Detail problems, corrective actions and/or other pertinent information below (use reverse side when necessary):

*examples # & 0 identified as a mix of AR1254/60 AR1660 quant inflated by AR1254 column 1 is better fit value for AR1660
Diff. matrix (active chromatogram) - run 5x ~~at~~ dilute to minimize effect. Quant low at IAL 20 filter to reach lowest possible RL.*

Additional Details on Reverse: Yes / No

Analyst Signature: [Signature] Date: 06/16/09

Reviewer's Signature: [Signature] Date: 6/16/09

Metals Analysis
QC Summary Data

prepared
for

ENVIROMENTAL SCIENCE CORP.

Project: JELD-WEN NORD DOOR

ARI JOB NO: PB35

prepared
by

Analytical Resources, Inc.

Cover Page

INORGANIC ANALYSIS DATA PACKAGE



CLIENT: ENVIROMENTAL SCIENCE

PROJECT: JELD-WEN NORD DOOR

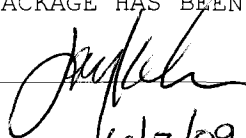
SDG: PB35

CLIENT ID	ARI ID	ARI LIMS ID	REPREP
3SED1-A	PB35A	09-12717	
3SED1-AD	PB35ADUP	09-12717	
3SED1-AS	PB35ASPK	09-12717	
3SED1-B	PB35C	09-12719	
PBS	PB35MB1	09-12719	
LCSS	PB35MB1SPK	09-12719	
3SED1-C	PB35E	09-12721	
3SED2-A	PB35G	09-12723	
3SED2-B	PB35I	09-12725	
3SED2-C	PB35J	09-12726	
3SED11-A	PB35K	09-12727	
3SED11-B	PB35M	09-12729	
3SED12-A	PB35O	09-12731	
3SED12-B	PB35Q	09-12733	

Were ICP interelement corrections applied ? Yes/No YES
Were ICP background corrections applied ? Yes/No YES
If yes - were raw data generated before
application of background corrections ? Yes/No NO

Comments: _____

THIS DATA PACKAGE HAS BEEN REVIEWED AND AUTHORIZED FOR RELEASE BY:

Signature:  Name: Jay Kuhn
Date: 10/21/09 Title: Inorganics Director

INORGANICS ANALYSIS DATA SHEET

TOTAL METALS

Page 1 of 1

Sample ID: 3SED1-A

MATRIX SPIKE


Lab Sample ID: PB35A

QC Report No: PB35-ENVIROMENTAL SCIENCE CORP.

LIMS ID: 09-12717

Project: JELD-WEN NORD DOOR

Matrix: Sediment

Data Release Authorized: 

Date Sampled: 06/03/09

Reported: 06/11/09

Date Received: 06/03/09

MATRIX SPIKE QUALITY CONTROL REPORT

Analyte	Analysis Method	Sample	Spike	Spike Added	% Recovery	Q
Arsenic	6010B	16	306	307	94.5%	
Cadmium	6010B	0.3 U	72.4	76.6	94.5%	
Chromium	6010B	41.2	115	76.6	96.3%	
Copper	6010B	43.7	117	76.6	95.7%	
Lead	6010B	10	289	307	90.9%	
Mercury	7471A	0.08	0.45	0.363	102%	
Silver	6010B	0.5 U	73.2	76.6	95.6%	
Zinc	6010B	74	147	76.6	95.3%	

Reported in mg/kg-dry

N-Control Limit Not Met

H-% Recovery Not Applicable, Sample Concentration Too High

NA-Not Applicable, Analyte Not Spiked

Percent Recovery Limits: 75-125%

INORGANICS ANALYSIS DATA SHEET

TOTAL METALS

Page 1 of 1

Sample ID: 3SED1-A
DUPLICATE

Lab Sample ID: PB35A
LIMS ID: 09-12717
Matrix: Sediment
Data Release Authorized
Reported: 06/11/09

QC Report No: PB35-ENVIRONMENTAL SCIENCE CORP.
Project: JELD-WEN NORD DOOR

Date Sampled: 06/03/09
Date Received: 06/03/09



MATRIX DUPLICATE QUALITY CONTROL REPORT

Analyte	Analysis Method	Sample	Duplicate	RPD	Control Limit	Q
Arsenic	6010B	16	15	6.5%	+/- 8	L
Cadmium	6010B	0.3 U	0.3 U	0.0%	+/- 0.3	L
Chromium	6010B	41.2	42.7	3.6%	+/- 20%	
Copper	6010B	43.7	42.7	2.3%	+/- 20%	
Lead	6010B	10	10	0.0%	+/- 3	L
Mercury	7471A	0.08	0.07	13.3%	+/- 0.04	L
Silver	6010B	0.5 U	0.5 U	0.0%	+/- 0.5	L
Zinc	6010B	74	74	0.0%	+/- 20%	

Reported in mg/kg-dry

*-Control Limit Not Met

L-RPD Invalid, Limit = Detection Limit

INORGANICS ANALYSIS DATA SHEET

TOTAL METALS


Page 1 of 1

Sample ID: LAB CONTROL

Lab Sample ID: PB35LCS

LIMS ID: 09-12719

Matrix: Sediment

Data Release Authorized: 

Reported: 06/11/09

QC Report No: PB35-ENVIROMENTAL SCIENCE CORP.

Project: JELD-WEN NORD DOOR

Date Sampled: NA

Date Received: NA

BLANK SPIKE QUALITY CONTROL REPORT

Analyte	Analysis Method	Spike Found	Spike Added	% Recovery	Q
Arsenic	6010B	215	200	108%	
Cadmium	6010B	50.7	50.0	101%	
Chromium	6010B	51.8	50.0	104%	
Copper	6010B	50.8	50.0	102%	
Lead	6010B	202	200	101%	
Mercury	7471A	0.52	0.50	104%	
Silver	6010B	54.4	50.0	109%	
Zinc	6010B	49	50	98.0%	

Reported in mg/kg-dry

N-Control limit not met

NA-Not Applicable, Analyte Not Spiked

Control Limits: 80-120%

INORGANICS ANALYSIS DATA SHEET

TOTAL METALS


Page 1 of 1

Sample ID: METHOD BLANK

Lab Sample ID: PB35MB

LIMS ID: 09-12719

Matrix: Sediment

Data Release Authorized 

Reported: 06/11/09

QC Report No: PB35-ENVIRONMENTAL SCIENCE CORP.

Project: JELD-WEN NORD DOOR

Date Sampled: NA

Date Received: NA

Percent Total Solids: NA

Prep Meth	Prep Date	Analysis Method	Analysis Date	CAS Number	Analyte	RL	mg/kg-dry	Q
3050B	06/08/09	6010B	06/10/09	7440-38-2	Arsenic	5	5	U
3050B	06/08/09	6010B	06/10/09	7440-43-9	Cadmium	0.2	0.2	U
3050B	06/08/09	6010B	06/10/09	7440-47-3	Chromium	0.5	0.5	U
3050B	06/08/09	6010B	06/10/09	7440-50-8	Copper	0.2	0.2	U
3050B	06/08/09	6010B	06/10/09	7439-92-1	Lead	2	2	U
CLP	06/08/09	7471A	06/10/09	7439-97-6	Mercury	0.02	0.02	U
3050B	06/08/09	6010B	06/10/09	7440-22-4	Silver	0.3	0.3	U
3050B	06/08/09	6010B	06/10/09	7440-66-6	Zinc	1	1	U

U-Analyte undetected at given RL

RL-Reporting Limit

Calibration Verification



CLIENT: ENVIROMENTAL SCIENCE

PROJECT: JELD-WEN NORD DOOR

SDG: PB35

UNITS: ug/L

ANALYTE	EL	M	RUN	ICVTV	ICV	%R	CCVTV	CCV1	%R	CCV2	%R	CCV3	%R	CCV4	%R	CCV5	%R
Arsenic	AS	ICP	IP061071	2000.0	1994.59	99.7	2000.0	2005.36	100.3	2041.71	102.1	2058.67	102.9				
Cadmium	CD	ICP	IP061071	1000.0	1027.27	102.7	1000.0	1013.03	101.3	1025.40	102.5	1024.52	102.5				
Chromium	CR	ICP	IP061071	1000.0	1003.96	100.4	1000.0	1008.50	100.9	1007.02	100.7	1012.77	101.3				
Copper	CU	ICP	IP061071	1000.0	989.37	98.9	1000.0	990.64	99.1	1008.57	100.9	1013.59	101.4				
Lead	PB	ICP	IP061071	2000.0	2002.31	100.1	2000.0	1988.52	99.4	2019.93	101.0	2029.82	101.5				
Mercury	HG	CVA	HG061001	8.0	7.75	96.9	4.0	3.98	99.5	4.00	100.0	4.03	100.8	4.03	100.8	4.07	101.8
Silver	AG	ICP	IP061071	1000.0	979.89	98.0	1000.0	978.22	97.8	997.58	99.8	1002.37	100.2				
Zinc	ZN	ICP	IP061071	1000.0	981.06	98.1	1000.0	983.17	98.3	987.16	98.7	989.85	99.0				

Control Limits: Mercury 80-120; Other Metals 90-110

CRDL Standard

CLIENT: ENVIRONMENTAL SCIENCE

PROJECT: JELD-WEN NORD DOOR

SDG: PB35



UNITS: ug/L

ANALYTE	EL	M	RUN	CRA/I	TV	CR-1	%R	CR-2	%R	CR-3	%R	CR-4	%R	CR-5	%R	CR-6	%R
Arsenic	AS	ICP	IP061071	50.0		47.30	94.6										
Cadmium	CD	ICP	IP061071	2.0		2.41	120.5										
Chromium	CR	ICP	IP061071	5.0		5.14	102.8										
Copper	CU	ICP	IP061071	2.0		2.57	128.5										
Lead	PB	ICP	IP061071	20.0		20.68	103.4										
Mercury	HG	CVA	HG061001	0.1		0.10	100.0										
Silver	AG	ICP	IP061071	3.0		2.79	93.0										
Zinc	ZN	ICP	IP061071	10.0		13.74	137.4										

Control Limits: no control limits have been established by the EPA at this time.

Calibration Blanks



CLIENT: ENVIRONMENTAL SCIENCE

PROJECT: JELD-WEN NORD DOOR

SDG: PB35

UNITS: ug/L

ANALYTE	EL METH	RUN	CRDL	IDL	ICB	CCB1	CCB2	CCB3	CCB4	CCB5	C
Arsenic	AS ICP	IP061071	10.0	50.0	50.0	50.0	50.0	50.0			U
Cadmium	CD ICP	IP061071	5.0	2.0	2.0	2.0	2.0	2.0			U
Chromium	CR ICP	IP061071	10.0	5.0	5.0	5.0	5.0	5.0			U
Copper	CU ICP	IP061071	25.0	2.0	2.0	2.0	2.0	2.0			U
Lead	PB ICP	IP061071	3.0	20.0	20.0	20.0	20.0	20.0			U
Mercury	HG CVA	HG061001	0.2	0.1	0.1	0.1	0.1	0.1	0.1	0.1	U
Silver	AG ICP	IP061071	10.0	3.0	3.0	3.0	3.0	3.0			U
Zinc	ZN ICP	IP061071	20.0	10.0	10.0	10.0	10.0	10.0			U

ICP Interference Check Sample



CLIENT: ENVIRONMENTAL SCIENCE

ICS SOURCE: I.V.

PROJECT: JELD-WEN NORD DOOR

RUNID: IP061071

SDG: PB35

INSTRUMENT ID: OPTIMA ICP 2

UNITS: ug/L

ANALYTE	ICSA TV	ICSAB TV	ICSA1	ICSAB1	%R	ICSA2	ICSAB2	%R	ICSA3	ICSAB3	%R
Aluminum	200000	200000	198437.3	199238.1	99.6						
Antimony	1000	1000	33.0	1021.7	102.2						
Arsenic	1000	1000	68.3	1071.8	107.2						
Barium	1000	1000	0.4	990.1	99.0						
Beryllium	1000	1000	0.1	987.8	98.8						
Boron			-6.1	-7.3							
Cadmium	1000	1000	-1.9	1014.9	101.5						
Calcium	100000	100000	100965.9	101066.2	101.1						
Chromium	1000	1000	-0.4	1015.0	101.5						
Cobalt	1000	1000	0.3	970.9	97.1						
Copper	1000	1000	0.3	1035.5	103.6						
Iron	200000	200000	190328.5	188257.8	94.1						
Lead	1000	1000	-14.2	949.9	95.0						
Magnesium	100000	100000	98854.2	98884.8	98.9						
Manganese	1000	1000	-0.4	962.6	96.3						
Molybdenum			3.7	3.4							
Nickel	1000	1000	-0.2	919.9	92.0						
Potassium			-49.6	-36.3							
Selenium	1000	1000	-1.1	1011.7	101.2						
Silicon			-18.9	-16.1							
Silver	1000	1000	-1.5	1020.7	102.1						
Sodium			6.6	9.7							
Strontium			0.9	0.9							
Thallium	1000	1000	21.4	976.5	97.7						
Tin			-6.2	-4.9							
Titanium			11.7	11.3							
Vanadium	1000	1000	-1.8	971.0	97.1						
Zinc	1000	1000	-2.4	938.2	93.8						

IDLs and ICP Linear Ranges



CLIENT: ENVIROMENTAL SCIENCE

PROJECT: JELD-WEN NORD DOOR

SDG: PB35

UNITS: ug/L

ANALYTE	EL	METH	INSTRUMENT	WAVELENGTH (nm)	GFA BACK- GROUND	CLP CRDL	RL	RL DATE	ICP LINEAR RANGE (ug/L)	ICP LR DATE
Arsenic	AS	ICP	OPTIMA ICP 2	197.20		10	50.0	4/22/2009	30000.0	6/5/2009
Cadmium	CD	ICP	OPTIMA ICP 2	228.80		5	2.0	4/22/2009	20000.0	6/5/2009
Chromium	CR	ICP	OPTIMA ICP 2	267.72		10	5.0	4/22/2009	100000.0	6/5/2009
Copper	CU	ICP	OPTIMA ICP 2	324.75		25	2.0	4/22/2009	40000.0	6/5/2009
Lead	PB	ICP	OPTIMA ICP 2	220.35		3	20.0	4/22/2009	300000.0	6/5/2009
Mercury	HG	CVA	CETAC MERCURY	253.70		0.2	0.1	4/1/2009		
Silver	AG	ICP	OPTIMA ICP 2	328.07		10	3.0	4/22/2009	5000.0	6/5/2009
Zinc	ZN	ICP	OPTIMA ICP 2	213.86		20	10.0	4/22/2009	100000.0	6/5/2009

ICP Interelement Correction Factors



CLIENT: ENVIRONMENTAL SCIENCE

PROJECT: JELD-WEN NORD DOOR

SDG: PB35

IEC DATE: 6/1/2009

INSTRUMENT ID: OPTIMA ICP 2

ANALYTE	WAVELENGTH	AL	AS	BA	BE	CA	CD	CO	CR	CU	FE
Aluminum	308.22	0.0000000	0.0000000	0.0000000	0.0000000	0.0000000	0.0000000	0.0000000	0.0000000	0.0000000	0.0000000
Antimony	206.84	0.0000000	0.0000000	0.0000000	0.0000000	0.0000000	0.0000000	0.0000000	12.2555000	0.0000000	0.0000000
Arsenic	188.98	0.0000000	0.0000000	0.0000000	0.0000000	0.7511500	0.0000000	0.0000000	1.9261900	0.0000000	0.0000000
Barium	233.53	0.0000000	0.0000000	0.0000000	0.0000000	-0.0060768	0.0000000	-0.2681720	0.0000000	0.0000000	0.0572999
Beryllium	313.04	0.0000000	0.0000000	0.0000000	0.0000000	0.0000000	0.0000000	0.0000000	0.0000000	0.0000000	0.0000000
Cadmium	228.80	0.0000000	8.9479900	0.0000000	0.0000000	-0.0060381	0.0000000	0.0748695	0.0000000	0.0000000	0.0093290
Calcium	317.93	0.0000000	0.0000000	0.0000000	0.0000000	0.0000000	0.0000000	0.0000000	0.5759660	0.0000000	0.0000000
Chromium	267.72	0.0000000	0.0000000	0.0000000	0.0000000	0.0053982	0.0000000	-0.0487207	0.0000000	0.0000000	-0.0555423
Cobalt	228.62	0.0000000	0.0000000	0.0672567	0.0000000	0.0000000	0.0000000	0.0000000	0.0000000	0.0000000	0.0000000
Copper	324.75	0.0000000	0.0000000	0.0000000	0.0000000	0.0000000	0.0000000	-0.2685770	-0.0241546	0.0000000	-0.0716814
Iron	273.96	0.0000000	0.0000000	0.0000000	0.0000000	0.0000000	0.0000000	0.0000000	-1.0133600	0.0000000	0.0000000
Lead	220.35	-0.1916600	0.0000000	0.0000000	0.0000000	-0.0262487	0.0000000	0.0000000	-2.3249200	1.6326000	0.0740304
Magnesium	279.08	0.0000000	0.0000000	0.0000000	0.0000000	0.0984015	0.0000000	-1.4651500	-1.0373900	0.0000000	0.3479510
Manganese	257.61	0.0060930	0.0000000	0.0000000	0.0000000	0.0020330	0.0000000	0.0000000	0.0000000	0.0000000	0.0000000
Molybdenum	202.03	0.0000000	0.0000000	0.0000000	0.0000000	0.0108247	0.0000000	0.0000000	0.0000000	0.0000000	0.0000000
Nickel	231.60	0.0000000	0.0000000	0.1792350	0.0000000	0.0000000	0.0000000	0.3817060	0.0000000	0.0000000	0.0000000
Potassium	766.49	0.0000000	0.0000000	0.0000000	0.0000000	0.0000000	0.0000000	0.0000000	0.0000000	0.0000000	0.0000000
Selenium	196.03	0.0000000	0.0000000	0.0000000	0.0000000	0.0000000	0.0000000	0.0000000	-1.0048500	0.0000000	-0.1248020
Silicon	288.16	0.0000000	0.0000000	0.0000000	0.0000000	0.0000000	0.0000000	0.0000000	0.0000000	0.0000000	0.0000000
Silver	328.07	0.0000000	0.0000000	0.0000000	0.0000000	0.0000000	0.0000000	0.0000000	0.0000000	0.9888668	0.0000000
Sodium	589.59	0.0000000	0.0000000	0.0000000	0.0000000	11.8192000	0.0000000	0.0000000	0.0000000	0.0000000	0.0000000
Thallium	190.80	0.0000000	0.0000000	0.0000000	0.0000000	0.0863752	0.0000000	7.0846000	0.5186210	0.0000000	-0.1509150
Tin	189.93	0.0000000	0.0000000	0.0000000	0.0000000	-0.0263684	0.0000000	0.0000000	0.0000000	0.0000000	0.0000000
Titanium	334.90	0.0000000	0.0000000	0.0000000	0.0000000	0.2167660	0.0000000	0.0000000	0.1180350	0.0000000	0.0000000
Vanadium	292.40	0.0000000	0.0000000	0.0000000	0.0000000	0.0000000	0.0000000	0.0000000	-4.3567700	0.0000000	0.0458695
Zinc	206.20	0.0000000	0.0000000	0.0000000	0.0000000	0.0140401	0.3827210	0.0000000	0.1358710	0.0000000	0.0000000

FORM XI

ICP Interelement Correction Factors



CLIENT: ENVIRONMENTAL SCIENCE

PROJECT: JELD-WEN NORD DOOR

SDG: PB35

IEC DATE: 6/1/2009

INSTRUMENT ID: OPTIMA ICP 2

ANALYTE	WAVELENGTH	MG	MN	MO	NI	PB	SB	TI	TL	V	ZN
Aluminum	308.22	0.0000000	0.0000000	13.6540000	0.0000000	0.0000000	0.0000000	0.8734310	0.0000000	15.5728000	0.0000000
Antimony	206.84	0.0000000	0.0000000	0.0000000	-0.2336600	0.0000000	0.0000000	-0.2111370	0.0000000	-3.8296900	0.0000000
Arsenic	188.98	0.0208650	0.0000000	-0.3024190	0.0000000	0.0000000	0.0000000	0.7555900	0.0000000	0.0000000	0.0000000
Barium	233.53	0.0000000	0.0000000	0.0000000	0.0611586	0.0000000	0.0000000	0.0000000	0.0000000	0.7332740	0.0000000
Beryllium	313.04	0.0000000	0.0000000	0.0000000	0.0000000	0.0000000	0.0000000	0.0000000	0.0000000	3.3358400	0.0000000
Cadmium	228.80	0.0000000	0.0000000	0.0000000	-0.8762680	0.0000000	0.0000000	0.0000000	0.0000000	0.0720255	0.0000000
Calcium	317.93	0.0000000	0.0000000	0.0000000	0.0000000	0.0000000	0.0000000	0.0000000	0.0000000	0.0000000	0.0000000
Chromium	267.72	0.0553354	0.1496880	0.0000000	0.0000000	0.0000000	0.0000000	0.0000000	-0.1852410	0.2168120	0.0000000
Cobalt	228.62	0.0000000	0.0000000	-0.3838350	0.1729370	0.0000000	0.0000000	1.9752600	0.0000000	0.0000000	0.0000000
Copper	324.75	0.0045431	0.0000000	0.3020870	0.0000000	0.0000000	0.0000000	0.2335750	0.0000000	0.0000000	0.0000000
Iron	273.96	0.0000000	0.0000000	0.0000000	0.0000000	0.0000000	0.0000000	0.0000000	0.0000000	13.3912000	0.0000000
Lead	220.35	0.0000000	0.0000000	0.0000000	0.0000000	0.0000000	0.0000000	0.0000000	0.0000000	0.0000000	0.0000000
Magnesium	279.08	0.0000000	0.0000000	-2.5084000	0.0000000	0.0000000	0.0000000	0.0000000	0.0000000	0.0000000	0.0000000
Manganese	257.61	0.0086048	0.0000000	0.0000000	0.0000000	-0.2285650	0.0000000	0.0105028	0.0000000	-0.0271638	0.0000000
Molybdenum	202.03	0.0000000	0.0000000	0.0000000	0.0000000	0.0000000	0.0000000	0.0000000	0.0000000	0.0000000	-0.0608730
Nickel	231.60	0.0000000	0.0000000	0.0000000	0.0000000	0.0000000	-0.9036400	0.0000000	0.0000000	0.0000000	0.0000000
Potassium	766.49	0.0000000	0.0000000	0.0000000	0.0000000	0.0000000	0.0000000	0.0000000	0.0000000	0.0000000	0.0000000
Selenium	196.03	0.0483630	0.0000000	0.0000000	0.0000000	0.0000000	0.0000000	0.0000000	0.0000000	0.0000000	0.0000000
Silicon	288.16	0.0000000	0.0000000	0.0000000	0.0000000	0.0000000	0.0000000	1.9788200	0.0000000	0.0000000	0.0000000
Silver	328.07	0.0000000	0.0000000	0.0000000	0.0000000	0.0000000	0.0000000	0.0000000	0.0000000	-0.1912750	0.0000000
Sodium	589.59	0.0000000	0.0000000	0.0000000	0.0000000	0.0000000	0.0000000	0.0000000	0.0000000	0.0000000	388.0540000
Thallium	190.80	0.0000000	0.0000000	-2.8707400	0.0000000	0.0702184	0.0000000	0.3748190	0.0000000	4.5219600	0.0000000
Tin	189.93	0.0000000	0.0000000	0.0000000	0.0000000	-0.0338435	-1.0198200	-0.4754160	0.0000000	0.0000000	0.0000000
Titanium	334.90	0.0000000	0.0000000	2.4190100	0.0000000	0.0000000	0.0000000	0.0000000	0.0000000	0.0000000	0.0000000
Vanadium	292.40	0.0000000	-0.1493740	-0.4730220	0.0000000	0.0000000	0.0000000	0.6244000	0.0000000	0.0000000	0.0000000
Zinc	206.20	0.0000000	0.0000000	0.2630070	0.0000000	-0.0715634	0.0000000	0.0000000	0.0000000	0.0000000	0.0000000

Preparation Log



CLIENT: ENVIROMENTAL SCIENCE
PROJECT: JELD-WEN NORD DOOR
SDG: PB35

ANALYSIS METHOD: ICP
ARI PREP CODE: SWC
PREPDATE: 6/8/2009

CLIENT ID	ARI ID	MASS (g)	INITIAL VOLUME (mL)	FINAL VOLUME (mL)
3SED1-A	PB35A	1.056	0.0	50.0
3SED1-AD	PB35ADUP	1.058	0.0	50.0
3SED1-AS	PB35ASPK	1.056	0.0	50.0
3SED1-B	PB35C	1.051	0.0	50.0
3SED1-C	PB35E	1.025	0.0	50.0
3SED2-A	PB35G	1.060	0.0	50.0
3SED2-B	PB35I	1.055	0.0	50.0
3SED2-C	PB35J	1.079	0.0	50.0
3SED11-A	PB35K	1.073	0.0	50.0
3SED11-B	PB35M	1.044	0.0	50.0
PBS	PB35MB1	1.000	0.0	50.0
LCSS	PB35MB1SPK	1.000	0.0	50.0
3SED12-A	PB35O	1.038	0.0	50.0
3SED12-B	PB35Q	1.023	0.0	50.0

Preparation Log



CLIENT: ENVIROMENTAL SCIENCE

ANALYSIS METHOD: CVA

PROJECT: JELD-WEN NORD DOOR

ARI PREP CODE: SMM

SDG: PB35

PREPDATE: 6/8/2009

CLIENT ID	ARI ID	MASS (g)	INITIAL VOLUME (mL)	FINAL VOLUME (mL)
3SED1-A	PB35A	0.220	0.0	50.0
3SED1-AD	PB35ADUP	0.220	0.0	50.0
3SED1-AS	PB35ASPK	0.223	0.0	50.0
3SED1-B	PB35C	0.289	0.0	50.0
3SED1-C	PB35E	0.241	0.0	50.0
3SED2-A	PB35G	0.272	0.0	50.0
3SED2-B	PB35I	0.260	0.0	50.0
3SED2-C	PB35J	0.259	0.0	50.0
3SED11-A	PB35K	0.214	0.0	50.0
3SED11-B	PB35M	0.279	0.0	50.0
PBS	PB35MB1	0.200	0.0	50.0
LCSW	PB35MB1SPK	0.200	0.0	50.0
3SED12-A	PB35O	0.291	0.0	50.0
3SED12-B	PB35Q	0.237	0.0	50.0

Analysis Run Log



CLIENT: ENVIRONMENTAL SCIENCE

PROJECT: JELD-WEN NORD DOOR

SDG: PB35

INSTRUMENT ID: OPTIMA ICP 2

RUNID: IP061071 METHOD: ICP

START DATE: 6/10/2009

END DATE: 6/10/2009

CLIENT ID	ARI ID	DIL.	TIME	%R	AG	AL	AS	B	BA	BE	CA	CD	CO	CR	CU	FE	HG	K	MG	MN	MO	NA	NI	PB	SB	SE	SI	SN	TI	TL	U	V	ZN	
S0	S0	1.00	11001	X											X																		X	
S2	S2	1.00	11040												X																		X	
S3	S3	1.00	11051	X											X																		X	
S4	S4	1.00	11071																															
S5	S5	1.00	11090																															
ICV	ICV	1.00	11143	X											X																		X	
ICB	ICB	1.00	11170	X											X																		X	
CRI	CRII	1.00	11204	X											X																		X	
ICSA	ICSAI	1.00	11243	X											X																		X	
ICSAB	ICSABI	1.00	11280	X											X																		X	
CCV	CCV1	1.00	11311	X											X																		X	
CCB	CCB1	1.00	11335	X											X																		X	
PBS	PB35MB1	2.00	11373	X											X																		X	
ZZZZZZ	PB76MB	2.00	11411																															
ZZZZZZ	PB76A	2.00	11450																															
ZZZZZZ	PB76B	2.00	11483																															
ZZZZZZ	PB76C	2.00	11520																															
3SED1-B	PB35C	2.00	11553	X											X																		X	
3SED1-C	PB35E	2.00	11590	X											X																			X
3SED2-A	PB35G	2.00	12023	X											X																			X
3SED2-B	PB35I	2.00	12060	X											X																			X
ZZZZZZ	PB76MBSPK	2.00	12093																															
CCV	CCV2	1.00	12130	X											X																			X
CCB	CCB2	1.00	12153	X											X																			X
3SED2-C	PB35J	2.00	12191	X											X																			X
3SED11-A	PB35K	2.00	12225	X											X																			X
3SED11-B	PB35M	2.00	12262	X											X																			X
3SED12-A	PB35O	2.00	12295	X											X																			X
3SED12-B	PB35Q	2.00	12332	X											X																			X
3SED1-AD	PB35ADUP	2.00	12365	X											X																			X
3SED1-A	PB35A	2.00	12402	X											X																			X
3SED1-AS	PB35ASPK	2.00	12435	X											X																			X
ZZZZZZ	ZZZZZZ	2.00	12462																															
LCSS	PB35MB1SPK	2.00	12485	X											X																		X	
CCV	CCV3	1.00	12522	X											X																			X

Analysis Run Log



CLIENT: ENVIRONMENTAL SCIENCE

PROJECT: JELD-WEN NORD DOOR

SDG: PB35

INSTRUMENT ID: OPTIMA ICP 2

START DATE: 6/10/2009

RUNID: IP061071 METHOD: ICP

END DATE: 6/10/2009

CLIENT ID	ARI ID	DIL.	TIME	%R	AG	AL	AS	B	BA	BE	CA	CD	CO	CR	CU	FE	HG	K	MG	MN	MO	NA	NI	PB	SB	SE	SI	SN	TI	TL	U	V	ZN	
CCB	CCB3		1.00	12545	X																													X

Analysis Run Log



CLIENT: ENVIRONMENTAL SCIENCE

PROJECT: JELD-WEN NORD DOOR

SDG: PB35

INSTRUMENT ID: CETAC MERCURY

RUNID: HG061001 METHOD: CVA

START DATE: 6/10/2009

END DATE: 6/10/2009

CLIENT ID	ARI ID	DIL.	TIME	%R	AG	AL	AS	B	BA	BE	CA	CD	CO	CR	CU	FE	HG	K	MG	MN	MO	NA	NI	PB	SB	SE	SI	SN	TI	TL	U	V	ZN
S0	S0	1.00	10142														X																
S0.1	S0.1	1.00	10160														X																
S0.5	S0.5	1.00	10173														X																
S1	S1	1.00	10191														X																
S2	S2	1.00	10205														X																
S5	S5	1.00	10223														X																
S10	S10	1.00	10241														X																
ICV	AICV	1.00	10280														X																
ICB	ICB	1.00	10293														X																
CCV	ACCV1	1.00	10311														X																
CCB	CCB1	1.00	10325														X																
CRA	CRA	1.00	10343														X																
ZZZZZZ	PB81MB1	1.00	10361														X																
ZZZZZZ	PB81MB1SPK	1.00	10374														X																
ZZZZZZ	PB81A	1.00	10392														X																
ZZZZZZ	PB81ADUP	1.00	10405														X																
ZZZZZZ	PB81ASPK	1.00	10423														X																
CCV	ACCV2	1.00	10441														X																
CCB	CCB2	1.00	10455														X																
CCV	ACCV3	1.00	10521														X																
CCB	CCB3	1.00	10535														X																
PBW	PB35MB1	1.00	10552														X																
LCSW	PB35MB1SPK	1.00	10570														X																
3SED1-A	PB35A	1.00	10583														X																
3SED1-AD	PB35ADUP	1.00	11001														X																
3SED1-AS	PB35ASPK	1.00	11014														X																
3SED1-B	PB35C	1.00	11032														X																
3SED1-C	PB35E	1.00	11050														X																
3SED2-A	PB35G	1.00	11063														X																
3SED2-B	PB35I	1.00	11081														X																
3SED2-C	PB35J	1.00	11095														X																
CCV	ACCV4	1.00	11113														X																
CCB	CCB4	1.00	11131														X																
3SED11-A	PB35K	1.00	11145														X																
3SED11-B	PB35M	1.00	11162														X																

Analysis Run Log



CLIENT: ENVIRONMENTAL SCIENCE

PROJECT: JELD-WEN NORD DOOR

SDG: PB35

INSTRUMENT ID: CETAC MERCURY

START DATE: 6/10/2009

RUNID: HG061001 METHOD: CVA

END DATE: 6/10/2009

CLIENT ID	ARI ID	DIL.	TIME	%R	AG	AL	AS	B	BA	BE	CA	CD	CO	CR	CU	FE	HG	K	MG	MN	MO	NA	NI	PB	SB	SE	SI	SN	TI	TL	U	V	ZN	
3SED12-A	PB350	1.00	11180														X																	
3SED12-B	PB350	1.00	11194														X																	
CCV	ACCV5	1.00	11211														X																	
CCB	CCB5	1.00	11225														X																	

PB35 : 00935

Metals Analysis
Sample Data

prepared
for

ENVIROMENTAL SCIENCE CORP.

Project: JELD-WEN NORD DOOR

ARI JOB NO: PB35

prepared
by

Analytical Resources, Inc.

INORGANICS ANALYSIS DATA SHEET

TOTAL METALS


Page 1 of 1

Sample ID: 3SED1-A
SAMPLE

Lab Sample ID: PB35A

LIMS ID: 09-12717

Matrix: Sediment

Data Release Authorized: 

Reported: 06/11/09

QC Report No: PB35-ENVIRONMENTAL SCIENCE CORP.

Project: JELD-WEN NORD DOOR

Date Sampled: 06/03/09

Date Received: 06/03/09

Percent Total Solids: 61.8%

Prep Meth	Prep Date	Analysis Method	Analysis Date	CAS Number	Analyte	RL	mg/kg-dry	Q
3050B	06/08/09	6010B	06/10/09	7440-38-2	Arsenic	8	16	
3050B	06/08/09	6010B	06/10/09	7440-43-9	Cadmium	0.3	0.3	U
3050B	06/08/09	6010B	06/10/09	7440-47-3	Chromium	0.8	41.2	
3050B	06/08/09	6010B	06/10/09	7440-50-8	Copper	0.3	43.7	
3050B	06/08/09	6010B	06/10/09	7439-92-1	Lead	3	10	
CLP	06/08/09	7471A	06/10/09	7439-97-6	Mercury	0.04	0.08	
3050B	06/08/09	6010B	06/10/09	7440-22-4	Silver	0.5	0.5	U
3050B	06/08/09	6010B	06/10/09	7440-66-6	Zinc	2	74	

U-Analyte undetected at given RL

RL-Reporting Limit

INORGANICS ANALYSIS DATA SHEET

TOTAL METALS

Page 1 of 1

Sample ID: 3SED1-B
SAMPLE


Lab Sample ID: PB35C

QC Report No: PB35-ENVIROMENTAL SCIENCE CORP.

LIMS ID: 09-12719

Project: JELD-WEN NORD DOOR

Matrix: Sediment

Data Release Authorized: 

Date Sampled: 06/03/09

Reported: 06/11/09

Date Received: 06/03/09

Percent Total Solids: 54.8%

Prep Meth	Prep Date	Analysis Method	Analysis Date	CAS Number	Analyte	RL	mg/kg-dry	Q
3050B	06/08/09	6010B	06/10/09	7440-38-2	Arsenic	9	16	
3050B	06/08/09	6010B	06/10/09	7440-43-9	Cadmium	0.3	0.3	U
3050B	06/08/09	6010B	06/10/09	7440-47-3	Chromium	0.9	46.5	
3050B	06/08/09	6010B	06/10/09	7440-50-8	Copper	0.3	48.1	
3050B	06/08/09	6010B	06/10/09	7439-92-1	Lead	3	11	
CLP	06/08/09	7471A	06/10/09	7439-97-6	Mercury	0.03	0.09	
3050B	06/08/09	6010B	06/10/09	7440-22-4	Silver	0.5	0.5	U
3050B	06/08/09	6010B	06/10/09	7440-66-6	Zinc	2	80	

U-Analyte undetected at given RL
RL-Reporting Limit

INORGANICS ANALYSIS DATA SHEET

TOTAL METALS


Page 1 of 1

Sample ID: 3SED1-C
SAMPLE

Lab Sample ID: PB35E

LIMS ID: 09-12721

Matrix: Sediment

Data Release Authorized: 

Reported: 06/11/09

QC Report No: PB35-ENVIRONMENTAL SCIENCE CORP.

Project: JELD-WEN NORD DOOR

Date Sampled: 06/03/09

Date Received: 06/03/09

Percent Total Solids: 54.2%

Prep Meth	Prep Date	Analysis Method	Analysis Date	CAS Number	Analyte	RL	mg/kg-dry	Q
3050B	06/08/09	6010B	06/10/09	7440-38-2	Arsenic	9	15	
3050B	06/08/09	6010B	06/10/09	7440-43-9	Cadmium	0.4	0.4	U
3050B	06/08/09	6010B	06/10/09	7440-47-3	Chromium	0.9	41.8	
3050B	06/08/09	6010B	06/10/09	7440-50-8	Copper	0.4	46.8	
3050B	06/08/09	6010B	06/10/09	7439-92-1	Lead	4	10	
CLP	06/08/09	7471A	06/10/09	7439-97-6	Mercury	0.04	0.08	
3050B	06/08/09	6010B	06/10/09	7440-22-4	Silver	0.5	0.5	U
3050B	06/08/09	6010B	06/10/09	7440-66-6	Zinc	2	73	

U-Analyte undetected at given RL

RL-Reporting Limit

INORGANICS ANALYSIS DATA SHEET

TOTAL METALS


Page 1 of 1

Sample ID: 3SED2-A
SAMPLE

Lab Sample ID: PB35G

LIMS ID: 09-12723

Matrix: Sediment

Data Release Authorized 

Reported: 06/11/09

QC Report No: PB35-ENVIRONMENTAL SCIENCE CORP.

Project: JELD-WEN NORD DOOR

Date Sampled: 06/03/09

Date Received: 06/03/09

Percent Total Solids: 79.6%

Prep Meth	Prep Date	Analysis Method	Analysis Date	CAS Number	Analyte	RL	mg/kg-dry	Q
3050B	06/08/09	6010B	06/10/09	7440-38-2	Arsenic	6	9	
3050B	06/08/09	6010B	06/10/09	7440-43-9	Cadmium	0.2	0.2	U
3050B	06/08/09	6010B	06/10/09	7440-47-3	Chromium	0.6	28.4	
3050B	06/08/09	6010B	06/10/09	7440-50-8	Copper	0.2	18.4	
3050B	06/08/09	6010B	06/10/09	7439-92-1	Lead	2	6	
CLP	06/08/09	7471A	06/10/09	7439-97-6	Mercury	0.02	0.02	U
3050B	06/08/09	6010B	06/10/09	7440-22-4	Silver	0.4	0.4	U
3050B	06/08/09	6010B	06/10/09	7440-66-6	Zinc	1	45	

U-Analyte undetected at given RL

RL-Reporting Limit

INORGANICS ANALYSIS DATA SHEET

TOTAL METALS


Page 1 of 1

Sample ID: 3SED2-B
SAMPLE

Lab Sample ID: PB35I

LIMS ID: 09-12725

Matrix: Sediment

Data Release Authorized: 

Reported: 06/11/09

QC Report No: PB35-ENVIRONMENTAL SCIENCE CORP.

Project: JELD-WEN NORD DOOR

Date Sampled: 06/03/09

Date Received: 06/03/09

Percent Total Solids: 60.0%

Prep Meth	Prep Date	Analysis Method	Analysis Date	CAS Number	Analyte	RL	mg/kg-dry	Q
3050B	06/08/09	6010B	06/10/09	7440-38-2	Arsenic	8	15	
3050B	06/08/09	6010B	06/10/09	7440-43-9	Cadmium	0.3	0.3	U
3050B	06/08/09	6010B	06/10/09	7440-47-3	Chromium	0.8	41.0	
3050B	06/08/09	6010B	06/10/09	7440-50-8	Copper	0.3	38.9	
3050B	06/08/09	6010B	06/10/09	7439-92-1	Lead	3	15	
CLP	06/08/09	7471A	06/10/09	7439-97-6	Mercury	0.03	0.05	
3050B	06/08/09	6010B	06/10/09	7440-22-4	Silver	0.5	0.5	U
3050B	06/08/09	6010B	06/10/09	7440-66-6	Zinc	2	74	

U-Analyte undetected at given RL
RL-Reporting Limit

INORGANICS ANALYSIS DATA SHEET

TOTAL METALS

Page 1 of 1

Sample ID: 3SED2-C
SAMPLE

Lab Sample ID: PB35J

LIMS ID: 09-12726

Matrix: Sediment

Data Release Authorized: 

Reported: 06/11/09

QC Report No: PB35-ENVIRONMENTAL SCIENCE CORP.

Project: JELD-WEN NORD DOOR

Date Sampled: 06/03/09

Date Received: 06/03/09

Percent Total Solids: 64.0%

Prep Meth	Prep Date	Analysis Method	Analysis Date	CAS Number	Analyte	RL	mg/kg-dry	Q
3050B	06/08/09	6010B	06/10/09	7440-38-2	Arsenic	7	15	
3050B	06/08/09	6010B	06/10/09	7440-43-9	Cadmium	0.3	0.3	U
3050B	06/08/09	6010B	06/10/09	7440-47-3	Chromium	0.7	46.4	
3050B	06/08/09	6010B	06/10/09	7440-50-8	Copper	0.3	54.0	
3050B	06/08/09	6010B	06/10/09	7439-92-1	Lead	3	17	
CLP	06/08/09	7471A	06/10/09	7439-97-6	Mercury	0.03	0.07	
3050B	06/08/09	6010B	06/10/09	7440-22-4	Silver	0.4	1.0	
3050B	06/08/09	6010B	06/10/09	7440-66-6	Zinc	1	117	

U-Analyte undetected at given RL

RL-Reporting Limit

INORGANICS ANALYSIS DATA SHEET

TOTAL METALS


Page 1 of 1

Sample ID: 3SED11-A
SAMPLE

Lab Sample ID: PB35K

LIMS ID: 09-12727

Matrix: Sediment

Data Release Authorized 

Reported: 06/11/09

QC Report No: PB35-ENVIRONMENTAL SCIENCE CORP.

Project: JELD-WEN NORD DOOR

Date Sampled: 06/03/09

Date Received: 06/03/09

Percent Total Solids: 64.1%

Prep Meth	Prep Date	Analysis Method	Analysis Date	CAS Number	Analyte	RL	mg/kg-dry	Q
3050B	06/08/09	6010B	06/10/09	7440-38-2	Arsenic	7	11	
3050B	06/08/09	6010B	06/10/09	7440-43-9	Cadmium	0.3	0.3	U
3050B	06/08/09	6010B	06/10/09	7440-47-3	Chromium	0.7	36.8	
3050B	06/08/09	6010B	06/10/09	7440-50-8	Copper	0.3	30.1	
3050B	06/08/09	6010B	06/10/09	7439-92-1	Lead	3	7	
CLP	06/08/09	7471A	06/10/09	7439-97-6	Mercury	0.04	0.05	
3050B	06/08/09	6010B	06/10/09	7440-22-4	Silver	0.4	0.4	U
3050B	06/08/09	6010B	06/10/09	7440-66-6	Zinc	1	55	

U-Analyte undetected at given RL

RL-Reporting Limit

INORGANICS ANALYSIS DATA SHEET

TOTAL METALS


Page 1 of 1

Sample ID: 3SED11-B
SAMPLE

Lab Sample ID: PB35M

LIMS ID: 09-12729

Matrix: Sediment

Data Release Authorized: 

Reported: 06/11/09

QC Report No: PB35-ENVIRONMENTAL SCIENCE CORP.

Project: JELD-WEN NORD DOOR

Date Sampled: 06/03/09

Date Received: 06/03/09

Percent Total Solids: 63.1%

Prep Meth	Prep Date	Analysis Method	Analysis Date	CAS Number	Analyte	RL	mg/kg-dry	Q
3050B	06/08/09	6010B	06/10/09	7440-38-2	Arsenic	8	12	
3050B	06/08/09	6010B	06/10/09	7440-43-9	Cadmium	0.3	0.3	U
3050B	06/08/09	6010B	06/10/09	7440-47-3	Chromium	0.8	43.0	
3050B	06/08/09	6010B	06/10/09	7440-50-8	Copper	0.3	37.3	
3050B	06/08/09	6010B	06/10/09	7439-92-1	Lead	3	8	
CLP	06/08/09	7471A	06/10/09	7439-97-6	Mercury	0.03	0.06	
3050B	06/08/09	6010B	06/10/09	7440-22-4	Silver	0.5	0.5	U
3050B	06/08/09	6010B	06/10/09	7440-66-6	Zinc	2	65	

U-Analyte undetected at given RL

RL-Reporting Limit

INORGANICS ANALYSIS DATA SHEET

TOTAL METALS

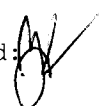
Page 1 of 1

Sample ID: 3SED12-A
SAMPLE

Lab Sample ID: PB350

LIMS ID: 09-12731

Matrix: Sediment

Data Release Authorized: 

Reported: 06/11/09

QC Report No: PB35-ENVIROMENTAL SCIENCE CORP.

Project: JELD-WEN NORD DOOR

Date Sampled: 06/03/09

Date Received: 06/03/09

Percent Total Solids: 66.0%

Prep Meth	Prep Date	Analysis Method	Analysis Date	CAS Number	Analyte	RL	mg/kg-dry	Q
3050B	06/08/09	6010B	06/10/09	7440-38-2	Arsenic	7	12	
3050B	06/08/09	6010B	06/10/09	7440-43-9	Cadmium	0.3	0.3	U
3050B	06/08/09	6010B	06/10/09	7440-47-3	Chromium	0.7	37.2	
3050B	06/08/09	6010B	06/10/09	7440-50-8	Copper	0.3	29.0	
3050B	06/08/09	6010B	06/10/09	7439-92-1	Lead	3	8	
CLP	06/08/09	7471A	06/10/09	7439-97-6	Mercury	0.03	0.05	
3050B	06/08/09	6010B	06/10/09	7440-22-4	Silver	0.4	0.4	U
3050B	06/08/09	6010B	06/10/09	7440-66-6	Zinc	1	54	

U-Analyte undetected at given RL

RL-Reporting Limit

INORGANICS ANALYSIS DATA SHEET

TOTAL METALS


Page 1 of 1

Sample ID: 3SED12-B
SAMPLE

Lab Sample ID: PB35Q

LIMS ID: 09-12733

Matrix: Sediment

Data Release Authorized: 

Reported: 06/11/09

QC Report No: PB35-ENVIRONMENTAL SCIENCE CORP.

Project: JELD-WEN NORD DOOR

Date Sampled: 06/03/09

Date Received: 06/03/09

Percent Total Solids: 57.7%

Prep Meth	Prep Date	Analysis Method	Analysis Date	CAS Number	Analyte	RL	mg/kg-dry	Q
3050B	06/08/09	6010B	06/10/09	7440-38-2	Arsenic	8	13	
3050B	06/08/09	6010B	06/10/09	7440-43-9	Cadmium	0.3	0.3	U
3050B	06/08/09	6010B	06/10/09	7440-47-3	Chromium	0.8	42.0	
3050B	06/08/09	6010B	06/10/09	7440-50-8	Copper	0.3	37.4	
3050B	06/08/09	6010B	06/10/09	7439-92-1	Lead	3	8	
CLP	06/08/09	7471A	06/10/09	7439-97-6	Mercury	0.04	0.06	
3050B	06/08/09	6010B	06/10/09	7440-22-4	Silver	0.5	0.5	U
3050B	06/08/09	6010B	06/10/09	7440-66-6	Zinc	2	64	

U-Analyte undetected at given RL

RL-Reporting Limit

Metals Analysis
Instrument Raw Data and Logs

prepared
for

ENVIROMENTAL SCIENCE CORP.

Project: JELD-WEN NORD DOOR

ARI JOB NO: PB35

prepared
by

Analytical Resources, Inc.



IEC Date: 6.4.09 Analysis Date: 6.10.09 Analyst: BLW
LR Date: 6.5.09 Page: 1 of 7

All corrections made by analyst unless otherwise noted.

Edit Label	Delete Data	ARI Sample ID	Prep. Code	Dilution	Comments
		Std 0			2615-7
		↓ 2			-8
		↓ 3			-9
		↓ 4			-10
		↓ 5			-11
		ICV			2587-7
		ICB			
		CEI			
		ICSA			Ti 0.01
		ICSA B			
		CCV 1			
		CCB 1			
		PB35 MBI	SUC	2	
		PB76 MB			
✓		↓ A			Fe high - rean '15
		↓ B			
		↓ C			
		PB35 C			
		↓ E			
		↓ G			
		↓ I			
		PB76 MBSpk			
		CCV 2			
		CCB 2			



IEC Date:

Analysis Date: 6.10.09

Analyst: BW

LR Date:

Page: 2 of 7

All corrections made by analyst unless otherwise noted. BW 6.10.09

Edit Label	Delete Data	ARI Sample ID	Prep. Code	Dilution	Comments
		PB35 J	SWC	2	
		K			
		M			
		O			
		Q			
		Adsp			✓
		A			✓
label		Asph 222222 Apst			NR
		MB1sph			✓
		CCV3			
		CCB3			
		PB77 MB	WMN		
		C			
		D			
		E			
		F			
		Bdph			✓
		B			
		Bsph			✓ 0.016 Sb 1000 0.08ml ICPsph
		PB76 A	SWC	5	
		PB77 MBsph	WMN		✓ 0.016 Sb 1000 0.08 ml ICPsph
		CCV 4			
		CCB 4			

Metals Data Review Checklist

Method: ICP ICP-MS GFA CVA

Analysis Date: 6.10.09

ICP 2	Analyst BWB-11	Peer HAB-11	Comment
Logbooks			
Analyst, Date, Method info	/	/	
Sample ID's	/	/	
Standard/QC solution ID's recorded	/	/	
Prep codes	/	/	
Dilution factors	/	/	
Crossouts/Corrections/Deletions	/	/	
Calibration			
Blank & Standard intensities	/	/	
Standard deviations	/	/	
Curve fit	/	/	
Calibration Verification			
ICV/CCV	/	/	
ICB/CCB	/	/	
Samples			
RSD's & SD's	/	/	
Internal Standards	/	/	see log
Carry-over	/	/	
Method QC			
CRI/CRA	/	/	
ICSA/ICSAB	/	/	
Post Spikes/Serial Dilutions	/	/	
Analytic Spikes	/	/	
Matrix QC			
SRM/LCS	/	/	
Matrix Spikes	/	/	PB67
Matrix Duplicates	/	/	
Method Blanks	/	/	
Data Distribution			
Requested elements/isotope identified	/	/	
Correct samples identified for distribution	/	/	
Raw data match distributed data	/	/	
Data filename correct	/	/	
Necessary Analysis Notes and GAF's	/	/	PB67

Nebulizer Parameters: Hg_ReAlign

Analyte Back Pressure Flow
All 226.0 kPa 0.75 L/min

6/10/2009 10:59:34 AM Hg ReAlign... Actual peak offset (nm): 0.002
Drift (nm): 0.000 Slit adjustment: 0

Analysis Begun

Start Time: 6/10/2009 11:00:07 AM Plasma On Time: 6/10/2009 10:12:28 AM
Logged In Analyst: metals Technique: ICP Continuous
Spectrometer Model: Optima 7300 DV, S/N 077C8121202 Autosampler Model: AS-93plus

Sample Information File: C:\pe\metals\Sample Information\CRISSET1.sif
Batch ID:
Results Data Set: I2090610
Results Library: C:\pe\metals\Results\Results.mdb

Method Loaded

Method Name: 7300bcESI Method Last Saved: 6/5/2009 10:16:45 AM
IEC File: IEC2.iec MSF File:
Method Description: 12Axial Elements

Table with 6 columns: Analyte, Calibration Equation, Processing, View, Internal Standard, IEC. Lists various elements like Ag, Al, As, B, Ba, Be, Ca, Cd, Co, Cr, Cu, Fe, K, Mg, Mn, Mo, Na, Ni, Pb, Sb, Se, Si, Sn, Sr, Ti, Tl, V, Zn, ScA, ScR with their respective calibration and processing details.

Sequence No.: 1 Autosampler Location: 1
Sample ID: Calib Blank 1 Date Collected: 6/10/2009 11:00:12 AM
Data Type: Original

Nebulizer Parameters: Calib Blank 1

Analyte Back Pressure Flow
All 227.0 kPa 0.75 L/min

Mean Data: Calib Blank 1

Analyte	Mean Corrected Intensity	Std.Dev.	RSD	Conc.	Calib Units
ScA 357.253	2118460.9	13987.67	0.66%	100.0	%
ScR 361.383	530450.7	4485.25	0.85%	100.0	%
Ag 328.068†	-39.1	23.45	60.02%	[0.00]	mg/L
Al 308.215†	-41.8	10.91	26.13%	[0.00]	mg/L
As 188.979†	-15.6	3.69	23.58%	[0.00]	mg/L
B 249.677†	9.9	3.24	32.84%	[0.00]	mg/L
Ba 233.527†	111.1	3.70	3.33%	[0.00]	mg/L
Be 313.042†	1492.0	19.76	1.32%	[0.00]	mg/L
Ca 317.933†	257.9	13.18	5.11%	[0.00]	mg/L
Cd 228.802†	231.6	2.95	1.27%	[0.00]	mg/L
Co 228.616†	-118.5	2.39	2.01%	[0.00]	mg/L
Cr 267.716†	-216.8	6.52	3.01%	[0.00]	mg/L
Cu 324.752†	4078.7	7.55	0.19%	[0.00]	mg/L
Fe 273.955†	-27.9	2.27	8.12%	[0.00]	mg/L
K 766.490†	-165.1	37.39	22.65%	[0.00]	mg/L
Mg 279.077†	-24.1	10.40	43.08%	[0.00]	mg/L
Mn 257.610†	279.5	12.05	4.31%	[0.00]	mg/L
Mo 202.031†	73.9	1.12	1.52%	[0.00]	mg/L
Na 589.592†	1933.3	38.88	2.01%	[0.00]	mg/L
Na 330.237†	220.8	8.97	4.06%	[0.00]	mg/L
Ni 231.604†	59.5	2.21	3.72%	[0.00]	mg/L
Pb 220.353†	-154.9	1.15	0.74%	[0.00]	mg/L
Sb 206.836†	58.2	1.97	3.39%	[0.00]	mg/L
Se 196.026†	-86.6	2.42	2.80%	[0.00]	mg/L
Si 288.158†	80.2	10.25	12.79%	[0.00]	mg/L
Sn 189.927†	-26.1	2.86	10.95%	[0.00]	mg/L
Sr 421.552†	-602.4	15.90	2.64%	[0.00]	mg/L
Ti 334.903†	-101.0	50.91	50.43%	[0.00]	mg/L
Tl 190.801†	-25.4	1.29	5.09%	[0.00]	mg/L
V 292.402†	129.1	5.28	4.09%	[0.00]	mg/L
Zn 206.200†	-98.5	1.77	1.80%	[0.00]	mg/L

Sequence No.: 2
Sample ID: STD2

Autosampler Location: 2
Date Collected: 6/10/2009 11:04:01 AM
Data Type: Original

Nebulizer Parameters: STD2

Analyte	Back Pressure	Flow
All	227.0 kPa	0.75 L/min

Mean Data: STD2

Analyte	Mean Corrected Intensity	Std.Dev.	RSD	Conc.	Calib Units
ScA 357.253	2141776.2	11644.92	0.54%	101.1	%
ScR 361.383	538181.4	1437.75	0.27%	101.5	%
Ba 233.527†	113368.9	48.95	0.04%	[10]	mg/L
Cd 228.802†	181375.6	570.19	0.31%	[10]	mg/L
Co 228.616†	268891.9	972.80	0.36%	[10]	mg/L
Cr 267.716†	111482.6	203.11	0.18%	[10]	mg/L
Cu 324.752†	2522641.4	7596.42	0.30%	[10]	mg/L
Mn 257.610†	956579.2	956.03	0.10%	[10]	mg/L
V 292.402†	963266.4	1463.06	0.15%	[10]	mg/L

Sequence No.: 3
Sample ID: STD3

Autosampler Location: 3
Date Collected: 6/10/2009 11:05:16 AM
Data Type: Original

Nebulizer Parameters: STD3

Analyte	Back Pressure	Flow
All	227.0 kPa	0.75 L/min

Mean Data: STD3

Analyte	Mean Corrected			Calib	
	Intensity	Std.Dev.	RSD	Conc.	Units
ScA 357.253	2127669.6	20479.35	0.96%	100.4	%
ScR 361.383	528096.2	956.57	0.18%	99.56	%
Ag 328.068†	204412.4	3261.38	1.60%	[1.0]	mg/L
As 188.979†	8394.7	66.63	0.79%	[10]	mg/L
B 249.677†	108057.2	777.70	0.72%	[10]	mg/L
Be 313.042†	4235115.5	40784.92	0.96%	[5.0]	mg/L
Na 589.592†	710381.9	6468.21	0.91%	[50]	mg/L
Ni 231.604†	40536.9	66.02	0.16%	[10]	mg/L
Pb 220.353†	58265.5	311.94	0.54%	[10]	mg/L
Se 196.026†	11879.0	48.90	0.41%	[10]	mg/L
Sr 421.552†	4447744.1	56209.03	1.26%	[5]	mg/L
Tl 190.801†	14205.8	87.31	0.61%	[10]	mg/L
Zn 206.200†	42328.8	133.04	0.31%	[10]	mg/L

Sequence No.: 4
Sample ID: STD4

Autosampler Location: 4
Date Collected: 6/10/2009 11:07:18 AM
Data Type: Original

Nebulizer Parameters: STD4

Analyte	Back Pressure	Flow
All	227.0 kPa	0.75 L/min

Mean Data: STD4

Analyte	Mean Corrected			RSD	Calib	
	Intensity	Std.Dev.	Conc.		Units	
ScA 357.253	2132888.5	16687.43	100.7	0.78%	%	
ScR 361.383	537829.6	4844.80	101.4	0.90%	%	
Mo 202.031†	141220.5	1401.14	[10]	0.99%	mg/L	
Sb 206.836†	22019.6	218.66	[10]	0.99%	mg/L	
Si 288.158†	21040.7	239.28	[10]	1.14%	mg/L	
Sn 189.927†	41518.7	359.31	[10]	0.87%	mg/L	
Ti 334.903†	312991.2	3526.67	[10]	1.13%	mg/L	

Sequence No.: 5
 Sample ID: STD5

Autosampler Location: 5
 Date Collected: 6/10/2009 11:09:01 AM
 Data Type: Original

Nebulizer Parameters: STD5

Analyte	Back Pressure	Flow
All	227.0 kPa	0.75 L/min

Mean Data: STD5

Analyte	Mean Corrected Intensity	Std.Dev.	RSD	Calib Conc. Units
ScA 357.253	2015435.4	8746.24	0.43%	95.14 %
ScR 361.383	530118.0	7116.12	1.34%	99.94 %
Al 308.215†	52770.3	522.47	0.99%	[30] mg/L
Ca 317.933†	373649.1	2275.74	0.61%	[30] mg/L
Fe 273.955†	169252.8	1924.12	1.14%	[100] mg/L
K 766.490†	177711.3	2246.30	1.26%	[100] mg/L
Mg 279.077†	37482.8	336.13	0.90%	[30] mg/L
Na 330.237†	4578.4	71.30	1.56%	[100] mg/L

Calibration Summary

Analyte	Stds.	Equation	Intercept	Slope	Curvature	Corr. Coef.	Reslope
Ag 328.068	1	Lin Thru 0	0.0	204400	0.00000	1.000000	
Al 308.215	1	Lin Thru 0	0.0	1759	0.00000	1.000000	
As 188.979	1	Lin Thru 0	0.0	839.5	0.00000	1.000000	
B 249.677	1	Lin Thru 0	0.0	10810	0.00000	1.000000	
Ba 233.527	1	Lin Thru 0	0.0	11340	0.00000	1.000000	
Be 313.042	1	Lin Thru 0	0.0	847000	0.00000	1.000000	
Ca 317.933	1	Lin Thru 0	0.0	12450	0.00000	1.000000	
Cd 228.802	1	Lin Thru 0	0.0	18140	0.00000	1.000000	
Co 228.616	1	Lin Thru 0	0.0	26890	0.00000	1.000000	
Cr 267.716	1	Lin Thru 0	0.0	11150	0.00000	1.000000	
Cu 324.752	1	Lin Thru 0	0.0	252300	0.00000	1.000000	
Fe 273.955	1	Lin Thru 0	0.0	1693	0.00000	1.000000	
K 766.490	1	Lin Thru 0	0.0	1777	0.00000	1.000000	
Mg 279.077	1	Lin Thru 0	0.0	1249	0.00000	1.000000	
Mn 257.610	1	Lin Thru 0	0.0	95660	0.00000	1.000000	
Mo 202.031	1	Lin Thru 0	0.0	14120	0.00000	1.000000	
Na 589.592	1	Lin Thru 0	0.0	14210	0.00000	1.000000	
Na 330.237	1	Lin Thru 0	0.0	45.78	0.00000	1.000000	
Ni 231.604	1	Lin Thru 0	0.0	4054	0.00000	1.000000	
Pb 220.353	1	Lin Thru 0	0.0	5827	0.00000	1.000000	
Sb 206.836	1	Lin Thru 0	0.0	2202	0.00000	1.000000	
Se 196.026	1	Lin Thru 0	0.0	1188	0.00000	1.000000	
Si 288.158	1	Lin Thru 0	0.0	2104	0.00000	1.000000	
Sn 189.927	1	Lin Thru 0	0.0	4152	0.00000	1.000000	
Sr 421.552	1	Lin Thru 0	0.0	889500	0.00000	1.000000	
Ti 334.903	1	Lin Thru 0	0.0	31300	0.00000	1.000000	
Tl 190.801	1	Lin Thru 0	0.0	1421	0.00000	1.000000	
V 292.402	1	Lin Thru 0	0.0	96330	0.00000	1.000000	
Zn 206.200	1	Lin Thru 0	0.0	4233	0.00000	1.000000	

=====
Analysis Begun

Start Time: 6/10/2009 11:14:32 AM

Plasma On Time: 6/10/2009 10:12:28 AM

Logged In Analyst: metals

Technique: ICP Continuous

Spectrometer Model: Optima 7300 DV, S/N 077C8121202 Autosampler Model: AS-93plus

Sample Information File: C:\pe\metals\Sample Information\0610.sif

Batch ID:

Results Data Set: I2090610

Results Library: C:\pe\metals\Results\Results.mdb
=====

Sequence No.: 1

Autosampler Location: 7

Sample ID: CV

Date Collected: 6/10/2009 11:14:33 AM

Analyst: BLW

Data Type: Original

Dilution: 1X

Nebulizer Parameters: CV

Analyte	Back Pressure	Flow
All	227.0 kPa	0.75 L/min

Mean Data: CV

Analyte	Mean Corrected Intensity	Conc. Units	Calib.	Std.Dev.	Sample Conc. Units	Std.Dev.	RSD
ScA 357.253	2125183.6	100.3 %		0.74			0.73%
ScR 361.383	535783.1	101.0 %		0.74			0.73%
Ag 328.068†	200273.0	0.9799 mg/L		0.00948	0.9799 mg/L	0.00948	0.97%
Al 308.215†	3544.5	1.983 mg/L		0.0172	1.983 mg/L	0.0172	0.87%
As 188.979†	1678.0	1.995 mg/L		0.0133	1.995 mg/L	0.0133	0.67%
B 249.677†	10585.9	0.9787 mg/L		0.00699	0.9787 mg/L	0.00699	0.71%
Ba 233.527†	11403.0	1.005 mg/L		0.0114	1.005 mg/L	0.0114	1.14%
Be 313.042†	829354.2	0.9761 mg/L		0.00979	0.9761 mg/L	0.00979	1.00%
Ca 317.933†	25714.2	2.065 mg/L		0.0206	2.065 mg/L	0.0206	1.00%
Cd 228.802†	18901.6	1.027 mg/L		0.0038	1.027 mg/L	0.0038	0.37%
Co 228.616†	27106.3	1.006 mg/L		0.0041	1.006 mg/L	0.0041	0.41%
Cr 267.716†	11197.4	1.004 mg/L		0.0107	1.004 mg/L	0.0107	1.06%
Cu 324.752†	249619.2	0.9894 mg/L		0.01123	0.9894 mg/L	0.01123	1.14%
Fe 273.955†	3335.9	1.956 mg/L		0.0223	1.956 mg/L	0.0223	1.14%
K 766.490†	34399.9	19.36 mg/L		0.236	19.36 mg/L	0.236	1.22%
Mg 279.077†	2524.5	2.025 mg/L		0.0433	2.025 mg/L	0.0433	2.14%
Mn 257.610†	93461.2	0.9775 mg/L		0.00957	0.9775 mg/L	0.00957	0.98%
Mo 202.031†	13996.6	0.9911 mg/L		0.00350	0.9911 mg/L	0.00350	0.35%
Na 589.592†	706676.8	49.74 mg/L		0.419	49.74 mg/L	0.419	0.84%
Na 330.237†	2310.4	50.23 mg/L		0.572	50.23 mg/L	0.572	1.14%
Ni 231.604†	3885.4	0.9594 mg/L		0.00379	0.9594 mg/L	0.00379	0.39%
Pb 220.353†	11657.6	2.002 mg/L		0.0053	2.002 mg/L	0.0053	0.27%
Sb 206.836†	4392.7	1.996 mg/L		0.0083	1.996 mg/L	0.0083	0.41%
Se 196.026†	2372.0	1.997 mg/L		0.0084	1.997 mg/L	0.0084	0.42%
Si 288.158†	4262.9	2.032 mg/L		0.0205	2.032 mg/L	0.0205	1.01%
Sn 189.927†	4112.2	0.9928 mg/L		0.00248	0.9928 mg/L	0.00248	0.25%
Sr 421.552†	918176.7	1.032 mg/L		0.0086	1.032 mg/L	0.0086	0.83%
Ti 334.903†	31167.7	0.9927 mg/L		0.01023	0.9927 mg/L	0.01023	1.03%
Tl 190.801†	2877.8	2.018 mg/L		0.0063	2.018 mg/L	0.0063	0.31%
V 292.402†	93869.6	0.9786 mg/L		0.00542	0.9786 mg/L	0.00542	0.55%
Zn 206.200†	4151.0	0.9811 mg/L		0.01128	0.9811 mg/L	0.01128	1.15%

Sequence No.: 2
 Sample ID: |CB
 Analyst: BLW
 Dilution: 1X

Autosampler Location: 1
 Date Collected: 6/10/2009 11:17:05 AM
 Data Type: Original

Nebulizer Parameters: CB

Analyte Back Pressure Flow
 All 227.0 kPa 0.75 L/min

Mean Data: CB

Analyte	Mean Corrected Intensity	Conc. Units	Calib.	Std.Dev.	Sample Conc. Units	Std.Dev.	RSD
ScA 357.253	2122349.8	100.2 %		0.43			0.43%
ScR 361.383	531674.6	100.2 %		1.75			1.75%
Ag 328.068†	-2.3	-0.00001 mg/L		0.000366	-0.00001 mg/L	0.000366	>999.9%
Al 308.215†	3.6	0.00200 mg/L		0.002795	0.00200 mg/L	0.002795	139.51%
As 188.979†	1.3	0.00160 mg/L		0.003631	0.00160 mg/L	0.003631	226.45%
B 249.677†	34.5	0.00320 mg/L		0.000788	0.00320 mg/L	0.000788	24.67%
Ba 233.527†	2.1	0.00019 mg/L		0.000304	0.00019 mg/L	0.000304	163.33%
Be 313.042†	128.1	0.00015 mg/L		0.000004	0.00015 mg/L	0.000004	2.68%
Ca 317.933†	24.0	0.00193 mg/L		0.001376	0.00193 mg/L	0.001376	71.34%
Cd 228.802†	11.0	0.00059 mg/L		0.000078	0.00059 mg/L	0.000078	13.04%
Co 228.616†	7.9	0.00030 mg/L		0.000479	0.00030 mg/L	0.000479	162.36%
Cr 267.716†	6.1	0.00055 mg/L		0.000722	0.00055 mg/L	0.000722	132.53%
Cu 324.752†	198.0	0.00078 mg/L		0.000105	0.00078 mg/L	0.000105	13.34%
Fe 273.955†	2.6	0.00150 mg/L		0.001337	0.00150 mg/L	0.001337	88.91%
K 766.490†	33.9	0.01907 mg/L		0.020036	0.01907 mg/L	0.020036	105.07%
Mg 279.077†	9.3	0.00748 mg/L		0.004573	0.00748 mg/L	0.004573	61.16%
Mn 257.610†	9.7	0.00010 mg/L		0.000005	0.00010 mg/L	0.000005	5.06%
Mo 202.031†	8.7	0.00061 mg/L		0.000232	0.00061 mg/L	0.000232	37.69%
Na 589.592†	101.6	0.00715 mg/L		0.003334	0.00715 mg/L	0.003334	46.63%
Na 330.237†	-1.5	-0.03348 mg/L		0.293027	-0.03348 mg/L	0.293027	875.30%
Ni 231.604†	-0.7	-0.00017 mg/L		0.000776	-0.00017 mg/L	0.000776	453.29%
Pb 220.353†	6.5	0.00111 mg/L		0.001099	0.00111 mg/L	0.001099	98.76%
Sb 206.836†	6.3	0.00287 mg/L		0.000573	0.00287 mg/L	0.000573	19.98%
Se 196.026†	6.0	0.00502 mg/L		0.002630	0.00502 mg/L	0.002630	52.44%
Si 288.158†	-7.3	-0.00346 mg/L		0.000612	-0.00346 mg/L	0.000612	17.71%
Sn 189.927†	3.6	0.00087 mg/L		0.000845	0.00087 mg/L	0.000845	97.18%
Sr 421.552†	176.4	0.00020 mg/L		0.000068	0.00020 mg/L	0.000068	34.08%
Ti 334.903†	3.7	0.00012 mg/L		0.000214	0.00012 mg/L	0.000214	185.88%
Tl 190.801†	2.7	0.00187 mg/L		0.003076	0.00187 mg/L	0.003076	164.66%
V 292.402†	40.1	0.00042 mg/L		0.000400	0.00042 mg/L	0.000400	95.40%
Zn 206.200†	1.2	0.00028 mg/L		0.000463	0.00028 mg/L	0.000463	163.74%

Sequence No.: 3
 Sample ID: CRI
 Analyst: BLW
 Dilution: 1X

Autosampler Location: 301
 Date Collected: 6/10/2009 11:20:49 AM
 Data Type: Original

Nebulizer Parameters: CRI

Analyte	Back Pressure	Flow
All	227.0 kPa	0.75 L/min

Mean Data: CRI

Analyte	Mean Corrected		Calib. Conc. Units	Std.Dev.	Sample		RSD	
	Intensity	Conc.			Conc.	Units		Std.Dev.
ScA 357.253	2121716.3	100.2	%	0.57			0.57%	
ScR 361.383	536889.5	101.2	%	0.35			0.34%	
Ag 328.068†	571.2	0.00279	mg/L	0.000167	0.00279	mg/L	0.000167	5.96%
Al 308.215†	89.2	0.05059	mg/L	0.002614	0.05059	mg/L	0.002614	5.17%
As 188.979†	39.8	0.04730	mg/L	0.003330	0.04730	mg/L	0.003330	7.04%
B 249.677†	229.9	0.02128	mg/L	0.000193	0.02128	mg/L	0.000193	0.91%
Ba 233.527†	35.0	0.00308	mg/L	0.000670	0.00308	mg/L	0.000670	21.76%
Be 313.042†	813.0	0.00095	mg/L	0.000003	0.00095	mg/L	0.000003	0.36%
Ca 317.933†	604.7	0.04855	mg/L	0.002153	0.04855	mg/L	0.002153	4.44%
Cd 228.802†	50.2	0.00241	mg/L	0.000173	0.00241	mg/L	0.000173	7.18%
Co 228.616†	82.0	0.00304	mg/L	0.000151	0.00304	mg/L	0.000151	4.97%
Cr 267.716†	57.3	0.00514	mg/L	0.000321	0.00514	mg/L	0.000321	6.25%
Cu 324.752†	648.7	0.00257	mg/L	0.000257	0.00257	mg/L	0.000257	9.99%
Fe 273.955†	85.2	0.05027	mg/L	0.000495	0.05027	mg/L	0.000495	0.98%
K 766.490†	880.2	0.4953	mg/L	0.01560	0.4953	mg/L	0.01560	3.15%
Mg 279.077†	71.7	0.05741	mg/L	0.004656	0.05741	mg/L	0.004656	8.11%
Mn 257.610†	94.1	0.00099	mg/L	0.000037	0.00099	mg/L	0.000037	3.73%
Mo 202.031†	75.8	0.00536	mg/L	0.000046	0.00536	mg/L	0.000046	0.85%
Na 589.592†	6966.3	0.4903	mg/L	0.00187	0.4903	mg/L	0.00187	0.38%
Na 330.237†	25.7	0.5552	mg/L	0.25140	0.5552	mg/L	0.25140	45.28%
Ni 231.604†	41.2	0.01021	mg/L	0.001426	0.01021	mg/L	0.001426	13.97%
Pb 220.353†	120.4	0.02068	mg/L	0.000358	0.02068	mg/L	0.000358	1.73%
Sb 206.836†	118.1	0.05369	mg/L	0.003016	0.05369	mg/L	0.003016	5.62%
Se 196.026†	64.8	0.05456	mg/L	0.003260	0.05456	mg/L	0.003260	5.98%
Si 288.158†	125.4	0.05962	mg/L	0.000889	0.05962	mg/L	0.000889	1.49%
Sn 189.927†	41.4	0.01003	mg/L	0.000734	0.01003	mg/L	0.000734	7.32%
Sr 421.552†	945.0	0.00106	mg/L	0.000065	0.00106	mg/L	0.000065	6.14%
Ti 334.903†	173.1	0.00551	mg/L	0.001555	0.00551	mg/L	0.001555	28.24%
Tl 190.801†	70.0	0.04925	mg/L	0.000714	0.04925	mg/L	0.000714	1.45%
V 292.402†	298.3	0.00312	mg/L	0.000071	0.00312	mg/L	0.000071	2.28%
Zn 206.200†	58.2	0.01374	mg/L	0.000333	0.01374	mg/L	0.000333	2.42%

Sequence No.: 4
 Sample ID: ICSA
 Analyst: BLW
 Dilution: 1X

Autosampler Location: 302
 Date Collected: 6/10/2009 11:24:33 AM
 Data Type: Original

Nebulizer Parameters: ICSA

Analyte Back Pressure Flow
 All 227.0 kPa 0.75 L/min

Mean Data: ICSA

Analyte	Mean Corrected		Calib. Conc. Units	Std.Dev.	Sample		Std.Dev.	RSD
	Intensity	Conc.			Conc.	Units		
ScA 357.253	2062734.1	97.37	%	0.730				0.75%
ScR 361.383	531482.9	100.2	%	0.30				0.30%
Ag 328.068†	-300.7	-0.00147	mg/L	0.000221	-0.00147	mg/L	0.000221	15.06%
Al 308.215†	349053.4	198.4	mg/L	0.86	198.4	mg/L	0.86	0.43%
As 188.979†	122.8	0.06829	mg/L	0.001305	0.06829	mg/L	0.001305	1.91%
B 249.677†	-66.4	-0.00614	mg/L	0.001452	-0.00614	mg/L	0.001452	23.64%
Ba 233.527†	121.5	0.00042	mg/L	0.000324	0.00042	mg/L	0.000324	76.45%
Be 313.042†	144.6	0.00015	mg/L	0.000109	0.00015	mg/L	0.000109	72.96%
Ca 317.933†	1257527.5	101.0	mg/L	0.63	101.0	mg/L	0.63	0.62%
Cd 228.802†	8.0	-0.00186	mg/L	0.000125	-0.00186	mg/L	0.000125	6.73%
Co 228.616†	10.0	0.00031	mg/L	0.000069	0.00031	mg/L	0.000069	22.13%
Cr 267.716†	-54.9	-0.00037	mg/L	0.000938	-0.00037	mg/L	0.000938	252.56%
Cu 324.752†	-3246.0	0.00032	mg/L	0.000332	0.00032	mg/L	0.000332	105.07%
Fe 273.955†	322136.5	190.3	mg/L	0.53	190.3	mg/L	0.53	0.28%
K 766.490†	-88.2	-0.04964	mg/L	0.018899	-0.04964	mg/L	0.018899	38.07%
Mg 279.077†	123606.1	98.85	mg/L	0.549	98.85	mg/L	0.549	0.56%
Mn 257.610†	177.9	-0.00042	mg/L	0.000097	-0.00042	mg/L	0.000097	23.34%
Mo 202.031†	67.3	0.00367	mg/L	0.000313	0.00367	mg/L	0.000313	8.51%
Na 589.592†	93.5	0.00658	mg/L	0.010325	0.00658	mg/L	0.010325	156.80%
Na 330.237†	75.8	0.4695	mg/L	0.08428	0.4695	mg/L	0.08428	17.95%
Ni 231.604†	-0.9	-0.00020	mg/L	0.001456	-0.00020	mg/L	0.001456	733.87%
Pb 220.353†	-237.8	-0.01421	mg/L	0.000585	-0.01421	mg/L	0.000585	4.12%
Sb 206.836†	72.8	0.03304	mg/L	0.001413	0.03304	mg/L	0.001413	4.28%
Se 196.026†	-23.9	-0.00114	mg/L	0.003106	-0.00114	mg/L	0.003106	271.70%
Si 288.158†	-39.7	-0.01886	mg/L	0.006914	-0.01886	mg/L	0.006914	36.66%
Sn 189.927†	-37.0	-0.00620	mg/L	0.000584	-0.00620	mg/L	0.000584	9.42%
Sr 421.552†	789.0	0.00089	mg/L	0.000055	0.00089	mg/L	0.000055	6.21%
Ti 334.903†	1053.0	0.01175	mg/L	0.000489	0.01175	mg/L	0.000489	4.16%
Tl 190.801†	2.0	0.02139	mg/L	0.003844	0.02139	mg/L	0.003844	17.97%
V 292.402†	669.1	-0.00182	mg/L	0.000350	-0.00182	mg/L	0.000350	19.26%
Zn 206.200†	-4.2	-0.00241	mg/L	0.000310	-0.00241	mg/L	0.000310	12.83%

Sequence No.: 5
 Sample ID: ICSAB
 Analyst: BLW
 Dilution: 1X

Autosampler Location: 303
 Date Collected: 6/10/2009 11:28:02 AM
 Data Type: Original

Nebulizer Parameters: ICSAB

Analyte Back Pressure Flow
 All 227.0 kPa 0.75 L/min

Mean Data: ICSAB

Analyte	Mean Corrected Intensity	Conc. Units	Calib. Units	Std.Dev.	Sample Conc. Units	Std.Dev.	RSD
ScA 357.253	2065365.9	97.49	%	0.602			0.62%
ScR 361.383	532680.0	100.4	%	0.58			0.58%
Ag 328.068†	208617.3	1.021	mg/L	0.0048	1.021 mg/L	0.0048	0.47%
Al 308.215†	350489.3	199.2	mg/L	1.16	199.2 mg/L	1.16	0.58%
As 188.979†	966.2	1.072	mg/L	0.0135	1.072 mg/L	0.0135	1.26%
B 249.677†	-61.6	-0.00731	mg/L	0.001026	-0.00731 mg/L	0.001026	14.04%
Ba 233.527†	11346.3	0.9901	mg/L	0.00527	0.9901 mg/L	0.00527	0.53%
Be 313.042†	839338.8	0.9878	mg/L	0.00476	0.9878 mg/L	0.00476	0.48%
Ca 317.933†	1258776.5	101.1	mg/L	0.52	101.1 mg/L	0.52	0.52%
Cd 228.802†	18578.7	1.015	mg/L	0.0070	1.015 mg/L	0.0070	0.69%
Co 228.616†	26112.8	0.9709	mg/L	0.00629	0.9709 mg/L	0.00629	0.65%
Cr 267.716†	11269.4	1.015	mg/L	0.0058	1.015 mg/L	0.0058	0.57%
Cu 324.752†	257848.4	1.035	mg/L	0.0076	1.035 mg/L	0.0076	0.74%
Fe 273.955†	318656.5	188.3	mg/L	1.03	188.3 mg/L	1.03	0.55%
K 766.490†	-64.5	-0.03630	mg/L	0.038542	-0.03630 mg/L	0.038542	106.19%
Mg 279.077†	123640.1	98.88	mg/L	0.402	98.88 mg/L	0.402	0.41%
Mn 257.610†	92272.9	0.9626	mg/L	0.00587	0.9626 mg/L	0.00587	0.61%
Mo 202.031†	63.8	0.00343	mg/L	0.000263	0.00343 mg/L	0.000263	7.69%
Na 589.592†	137.3	0.00966	mg/L	0.001581	0.00966 mg/L	0.001581	16.36%
Na 330.237†	97.7	0.5532	mg/L	0.25907	0.5532 mg/L	0.25907	46.83%
Ni 231.604†	3728.2	0.9199	mg/L	0.00582	0.9199 mg/L	0.00582	0.63%
Pb 220.353†	5370.9	0.9499	mg/L	0.00812	0.9499 mg/L	0.00812	0.85%
Sb 206.836†	2272.5	1.022	mg/L	0.0062	1.022 mg/L	0.0062	0.60%
Se 196.026†	1179.6	1.012	mg/L	0.0082	1.012 mg/L	0.0082	0.81%
Si 288.158†	-42.9	-0.01606	mg/L	0.006333	-0.01606 mg/L	0.006333	39.42%
Sn 189.927†	-35.3	-0.00488	mg/L	0.000739	-0.00488 mg/L	0.000739	15.17%
Sr 421.552†	781.7	0.00088	mg/L	0.000020	0.00088 mg/L	0.000020	2.27%
Ti 334.903†	1044.4	0.01134	mg/L	0.000444	0.01134 mg/L	0.000444	3.92%
Tl 190.801†	1373.4	0.9765	mg/L	0.00268	0.9765 mg/L	0.00268	0.27%
V 292.402†	93961.6	0.9710	mg/L	0.00641	0.9710 mg/L	0.00641	0.66%
Zn 206.200†	3974.9	0.9382	mg/L	0.00653	0.9382 mg/L	0.00653	0.70%

Sequence No.: 6
 Sample ID: CV |
 Analyst: BLW
 Dilution: 1X

Autosampler Location: 7
 Date Collected: 6/10/2009 11:31:18 AM
 Data Type: Original

Nebulizer Parameters: CV

Analyte Back Pressure Flow
 All 227.0 kPa 0.75 L/min

Mean Data: CV

Analyte	Mean Corrected Intensity	Conc. Units	Calib.	Std.Dev.	Sample Conc. Units	Std.Dev.	RSD
ScA 357.253	2133600.9	100.7	%	0.98			0.97%
ScR 361.383	535033.4	100.9	%	0.61			0.60%
Ag 328.068†	199931.4	0.9782	mg/L	0.01045	0.9782 mg/L	0.01045	1.07%
Al 308.215†	3593.2	2.010	mg/L	0.0115	2.010 mg/L	0.0115	0.57%
As 188.979†	1687.0	2.005	mg/L	0.0239	2.005 mg/L	0.0239	1.19%
B 249.677†	10605.6	0.9806	mg/L	0.01419	0.9806 mg/L	0.01419	1.45%
Ba 233.527†	11375.3	1.003	mg/L	0.0091	1.003 mg/L	0.0091	0.91%
Be 313.042†	831850.0	0.9790	mg/L	0.00340	0.9790 mg/L	0.00340	0.35%
Ca 317.933†	26086.5	2.094	mg/L	0.0227	2.094 mg/L	0.0227	1.08%
Cd 228.802†	18644.9	1.013	mg/L	0.0106	1.013 mg/L	0.0106	1.05%
Co 228.616†	27002.0	1.003	mg/L	0.0089	1.003 mg/L	0.0089	0.89%
Cr 267.716†	11248.1	1.009	mg/L	0.0106	1.009 mg/L	0.0106	1.05%
Cu 324.752†	249941.8	0.9906	mg/L	0.01068	0.9906 mg/L	0.01068	1.08%
Fe 273.955†	3339.2	1.958	mg/L	0.0131	1.958 mg/L	0.0131	0.67%
K 766.490†	34463.8	19.39	mg/L	0.053	19.39 mg/L	0.053	0.28%
Mg 279.077†	2528.3	2.028	mg/L	0.0294	2.028 mg/L	0.0294	1.45%
Mn 257.610†	93929.1	0.9824	mg/L	0.00403	0.9824 mg/L	0.00403	0.41%
Mo 202.031†	13884.2	0.9831	mg/L	0.00940	0.9831 mg/L	0.00940	0.96%
Na 589.592†	706417.2	49.72	mg/L	0.125	49.72 mg/L	0.125	0.25%
Na 330.237†	2312.5	50.28	mg/L	0.529	50.28 mg/L	0.529	1.05%
Ni 231.604†	3856.1	0.9522	mg/L	0.01197	0.9522 mg/L	0.01197	1.26%
Pb 220.353†	11577.2	1.989	mg/L	0.0202	1.989 mg/L	0.0202	1.02%
Sb 206.836†	4361.2	1.981	mg/L	0.0187	1.981 mg/L	0.0187	0.94%
Se 196.026†	2373.0	1.998	mg/L	0.0175	1.998 mg/L	0.0175	0.88%
Si 288.158†	4280.3	2.041	mg/L	0.0132	2.041 mg/L	0.0132	0.65%
Sn 189.927†	4104.3	0.9909	mg/L	0.00804	0.9909 mg/L	0.00804	0.81%
Sr 421.552†	914009.1	1.027	mg/L	0.0053	1.027 mg/L	0.0053	0.52%
Ti 334.903†	31562.3	1.005	mg/L	0.0005	1.005 mg/L	0.0005	0.05%
Tl 190.801†	2874.4	2.016	mg/L	0.0197	2.016 mg/L	0.0197	0.98%
V 292.402†	93700.8	0.9768	mg/L	0.01062	0.9768 mg/L	0.01062	1.09%
Zn 206.200†	4159.9	0.9832	mg/L	0.01105	0.9832 mg/L	0.01105	1.12%

Sequence No.: 7
 Sample ID: CB |
 Analyst: BLW
 Dilution: 1X

Autosampler Location: 1
 Date Collected: 6/10/2009 11:33:50 AM
 Data Type: Original

Nebulizer Parameters: CB

Analyte Back Pressure Flow
 All 228.0 kPa 0.75 L/min

Mean Data: CB

Analyte	Mean Corrected Intensity	Conc. Units	Calib.	Std.Dev.	Sample Conc. Units	Std.Dev.	RSD
ScA 357.253	2114267.4	99.80 %		0.525			0.53%
ScR 361.383	537560.2	101.3 %		0.73			0.72%
Ag 328.068†	31.7	0.00016 mg/L		0.000224	0.00016 mg/L	0.000224	143.92%
Al 308.215†	18.3	0.01038 mg/L		0.004089	0.01038 mg/L	0.004089	39.40%
As 188.979†	-2.7	-0.00318 mg/L		0.002528	-0.00318 mg/L	0.002528	79.44%
B 249.677†	25.4	0.00235 mg/L		0.000158	0.00235 mg/L	0.000158	6.74%
Ba 233.527†	3.9	0.00034 mg/L		0.000316	0.00034 mg/L	0.000316	92.80%
Be 313.042†	101.4	0.00012 mg/L		0.000034	0.00012 mg/L	0.000034	28.80%
Ca 317.933†	55.1	0.00442 mg/L		0.001869	0.00442 mg/L	0.001869	42.26%
Cd 228.802†	14.1	0.00080 mg/L		0.000234	0.00080 mg/L	0.000234	29.07%
Co 228.616†	6.9	0.00026 mg/L		0.000421	0.00026 mg/L	0.000421	162.79%
Cr 267.716†	1.1	0.00010 mg/L		0.000330	0.00010 mg/L	0.000330	334.05%
Cu 324.752†	249.5	0.00099 mg/L		0.000236	0.00099 mg/L	0.000236	23.88%
Fe 273.955†	14.4	0.00851 mg/L		0.002499	0.00851 mg/L	0.002499	29.36%
K 766.490†	48.6	0.02735 mg/L		0.021339	0.02735 mg/L	0.021339	78.01%
Mg 279.077†	5.0	0.00402 mg/L		0.003662	0.00402 mg/L	0.003662	91.10%
Mn 257.610†	11.1	0.00012 mg/L		0.000063	0.00012 mg/L	0.000063	54.25%
Mo 202.031†	11.4	0.00081 mg/L		0.000384	0.00081 mg/L	0.000384	47.67%
Na 589.592†	1.7	0.00012 mg/L		0.001662	0.00012 mg/L	0.001662	>999.9%
Na 330.237†	-4.7	-0.1029 mg/L		0.22493	-0.1029 mg/L	0.22493	218.69%
Ni 231.604†	-0.9	-0.00022 mg/L		0.000906	-0.00022 mg/L	0.000906	421.33%
Pb 220.353†	6.1	0.00105 mg/L		0.000263	0.00105 mg/L	0.000263	25.10%
Sb 206.836†	6.6	0.00299 mg/L		0.001747	0.00299 mg/L	0.001747	58.43%
Se 196.026†	5.9	0.00495 mg/L		0.001103	0.00495 mg/L	0.001103	22.28%
Si 288.158†	-1.2	-0.00059 mg/L		0.003816	-0.00059 mg/L	0.003816	652.21%
Sn 189.927†	2.8	0.00068 mg/L		0.001197	0.00068 mg/L	0.001197	175.14%
Sr 421.552†	138.1	0.00016 mg/L		0.000054	0.00016 mg/L	0.000054	34.54%
Ti 334.903†	-2.8	-0.00009 mg/L		0.000049	-0.00009 mg/L	0.000049	52.14%
Tl 190.801†	-2.4	-0.00168 mg/L		0.003107	-0.00168 mg/L	0.003107	184.55%
V 292.402†	50.1	0.00052 mg/L		0.000417	0.00052 mg/L	0.000417	79.96%
Zn 206.200†	5.3	0.00125 mg/L		0.000670	0.00125 mg/L	0.000670	53.76%

Sequence No.: 8

Autosampler Location: 304

Sample ID: PB35 MB1 SWC

Date Collected: 6/10/2009 11:37:34 AM

Analyst: BLW

Data Type: Original

Dilution: 2X

Nebulizer Parameters: PB35 MB1 SWC

Analyte	Back Pressure	Flow
All	228.0 kPa	0.75 L/min

Mean Data: PB35 MB1 SWC

Analyte	Mean Corrected		Calib. Conc. Units	Std.Dev.	Sample		Std.Dev.	RSD
	Intensity	Conc.			Conc.	Units		
ScA 357.253	2189703.6	103.4	%	0.64				0.62%
ScR 361.383	552389.3	104.1	%	0.26				0.25%
Ag 328.068†	-2.3	-0.00001	mg/L	0.000198	-0.00002	mg/L	0.000397	>999.9%
Al 308.215†	263.8	0.1499	mg/L	0.00428	0.2999	mg/L	0.00856	2.86%
As 188.979†	-2.3	-0.00287	mg/L	0.002982	-0.00574	mg/L	0.005965	103.98%
B 249.677†	7.9	0.00073	mg/L	0.000570	0.00146	mg/L	0.001140	78.29%
Ba 233.527†	-1.5	-0.00013	mg/L	0.000508	-0.00026	mg/L	0.001015	385.35%
Be 313.042†	-22.1	-0.00003	mg/L	0.000036	-0.00005	mg/L	0.000072	138.21%
Ca 317.933†	2248.5	0.1805	mg/L	0.00088	0.3611	mg/L	0.00175	0.49%
Cd 228.802†	2.5	0.00016	mg/L	0.000056	0.00032	mg/L	0.000112	35.12%
Co 228.616†	5.2	0.00018	mg/L	0.000118	0.00036	mg/L	0.000237	65.75%
Cr 267.716†	9.5	0.00085	mg/L	0.000338	0.00170	mg/L	0.000675	39.77%
Cu 324.752†	114.9	0.00045	mg/L	0.000218	0.00091	mg/L	0.000437	48.14%
Fe 273.955†	11.7	0.00691	mg/L	0.000954	0.01383	mg/L	0.001908	13.80%
K 766.490†	11.3	0.00639	mg/L	0.022901	0.01277	mg/L	0.045801	358.64%
Mg 279.077†	51.9	0.04150	mg/L	0.003856	0.08300	mg/L	0.007712	9.29%
Mn 257.610†	-8.1	-0.00009	mg/L	0.000062	-0.00017	mg/L	0.000123	71.12%
Mo 202.031†	5.4	0.00038	mg/L	0.000185	0.00076	mg/L	0.000370	48.33%
Na 589.592†	-57.9	-0.00407	mg/L	0.001783	-0.00815	mg/L	0.003567	43.76%
Na 330.237†	-7.4	-0.1632	mg/L	0.25962	-0.3263	mg/L	0.51924	159.12%
Ni 231.604†	-1.3	-0.00032	mg/L	0.001765	-0.00063	mg/L	0.003529	556.54%
Pb 220.353†	8.0	0.00141	mg/L	0.001426	0.00282	mg/L	0.002852	101.25%
Sb 206.836†	2.1	0.00094	mg/L	0.001952	0.00187	mg/L	0.003904	208.25%
Se 196.026†	11.7	0.00987	mg/L	0.002389	0.01975	mg/L	0.004778	24.20%
Si 288.158†	31.2	0.01484	mg/L	0.001530	0.02969	mg/L	0.003059	10.30%
Sn 189.927†	1.5	0.00036	mg/L	0.000794	0.00073	mg/L	0.001589	217.63%
Sr 421.552†	125.9	0.00014	mg/L	0.000026	0.00028	mg/L	0.000052	18.45%
Ti 334.903†	218.0	0.00692	mg/L	0.000505	0.01385	mg/L	0.001010	7.29%
Tl 190.801†	0.1	0.00002	mg/L	0.003436	0.00005	mg/L	0.006872	>999.9%
V 292.402†	-5.0	-0.00005	mg/L	0.000074	-0.00010	mg/L	0.000148	143.04%
Zn 206.200†	12.0	0.00283	mg/L	0.000113	0.00565	mg/L	0.000225	3.99%

Sequence No.: 9
 Sample ID: PB76 MB SWC
 Analyst: BLW
 Dilution: 2X

Autosampler Location: 305
 Date Collected: 6/10/2009 11:41:18 AM
 Data Type: Original

Nebulizer Parameters: PB76 MB SWC

Analyte Back Pressure Flow
 All 227.0 kPa 0.75 L/min

Mean Data: PB76 MB SWC

Analyte	Mean Corrected		Calib. Units	Std.Dev.	Sample		Std.Dev.	RSD
	Intensity	Conc.			Conc.	Units		
ScA 357.253	2148220.2	101.4	%	0.86				0.85%
ScR 361.383	540698.8	101.9	%	0.60				0.59%
Ag 328.068†	-23.4	-0.00011	mg/L	0.000207	-0.00023	mg/L	0.000414	180.70%
Al 308.215†	21.8	0.01239	mg/L	0.004657	0.02477	mg/L	0.009313	37.60%
As 188.979†	-3.5	-0.00413	mg/L	0.001740	-0.00827	mg/L	0.003479	42.09%
B 249.677†	12.7	0.00118	mg/L	0.000734	0.00236	mg/L	0.001469	62.37%
Ba 233.527†	0.1	0.00000	mg/L	0.000640	0.00001	mg/L	0.001281	>999.9%
Be 313.042†	-0.5	0.00000	mg/L	0.000043	0.00000	mg/L	0.000086	>999.9%
Ca 317.933†	140.3	0.01126	mg/L	0.002348	0.02252	mg/L	0.004696	20.85%
Cd 228.802†	6.0	0.00036	mg/L	0.000161	0.00073	mg/L	0.000322	44.15%
Co 228.616†	1.3	0.00005	mg/L	0.000147	0.00009	mg/L	0.000295	324.16%
Cr 267.716†	-5.2	-0.00047	mg/L	0.000336	-0.00093	mg/L	0.000672	72.00%
Cu 324.752†	176.5	0.00070	mg/L	0.000050	0.00140	mg/L	0.000100	7.15%
Fe 273.955†	12.4	0.00734	mg/L	0.001225	0.01469	mg/L	0.002450	16.68%
K 766.490†	-3.6	-0.00200	mg/L	0.023980	-0.00400	mg/L	0.047959	>999.9%
Mg 279.077†	8.6	0.00692	mg/L	0.007723	0.01384	mg/L	0.015445	111.61%
Mn 257.610†	-6.6	-0.00007	mg/L	0.000026	-0.00014	mg/L	0.000051	36.83%
Mo 202.031†	3.7	0.00026	mg/L	0.000161	0.00053	mg/L	0.000323	61.19%
Na 589.592†	-101.3	-0.00713	mg/L	0.003621	-0.01427	mg/L	0.007242	50.76%
Na 330.237†	-8.9	-0.1953	mg/L	0.24137	-0.3907	mg/L	0.48275	123.56%
Ni 231.604†	-0.2	-0.00004	mg/L	0.001553	-0.00008	mg/L	0.003105	>999.9%
Pb 220.353†	4.7	0.00080	mg/L	0.000482	0.00161	mg/L	0.000964	59.97%
Sb 206.836†	-1.8	-0.00080	mg/L	0.001817	-0.00160	mg/L	0.003633	227.26%
Se 196.026†	4.4	0.00370	mg/L	0.006076	0.00741	mg/L	0.012152	164.07%
Si 288.158†	10.7	0.00510	mg/L	0.003528	0.01020	mg/L	0.007055	69.14%
Sn 189.927†	2.8	0.00067	mg/L	0.000212	0.00134	mg/L	0.000423	31.66%
Sr 421.552†	112.3	0.00013	mg/L	0.000038	0.00025	mg/L	0.000077	30.44%
Ti 334.903†	34.2	0.00109	mg/L	0.000640	0.00218	mg/L	0.001280	58.71%
Tl 190.801†	-3.4	-0.00243	mg/L	0.001666	-0.00485	mg/L	0.003332	68.65%
V 292.402†	-5.6	-0.00006	mg/L	0.000039	-0.00012	mg/L	0.000079	64.54%
Zn 206.200†	17.4	0.00410	mg/L	0.000976	0.00821	mg/L	0.001952	23.79%

Sequence No.: 10
Sample ID: PB76 A SWC
Analyst: BLW
Dilution: 2X

Autosampler Location: 306
Date Collected: 6/10/2009 11:45:01 AM
Data Type: Original

Nebulizer Parameters: PB76 A SWC

Analyte Back Pressure Flow
All 228.0 kPa 0.75 L/min

rem

Mean Data: PB76 A SWC

Analyte	Mean Corrected		Calib. Units	Std.Dev.	Sample		RSD
	Intensity	Conc.			Conc.	Units	
ScA 357.253	2110962.6	99.65	%	0.367			0.37%
ScR 361.383	537720.0	101.4	%	1.13			1.12%
Ag 328.068†	-19.8	-0.00003	mg/L	0.000144	-0.00006	mg/L	0.000289 450.92%
Al 308.215†	228161.5	129.7	mg/L	0.56	259.4	mg/L	1.11 0.43%
As 188.979†	231.6	0.2083	mg/L	0.00566	0.4165	mg/L	0.01132 2.72%
B 249.677†	463.2	0.04271	mg/L	0.000679	0.08543	mg/L	0.001359 1.59%
Ba 233.527†	10765.1	0.9326	mg/L	0.00514	1.865	mg/L	0.0103 0.55%
Be 313.042†	2529.6	0.00140	mg/L	0.000022	0.00280	mg/L	0.000044 1.57%
Ca 317.933†	873436.1	70.13	mg/L	0.379	140.3	mg/L	0.76 0.54%
Cd 228.802†	131.8	0.00294	mg/L	0.000194	0.00589	mg/L	0.000389 6.61%
Co 228.616†	2822.3	0.09311	mg/L	0.000364	0.1862	mg/L	0.00073 0.39%
Cr 267.716†	2050.8	0.1955	mg/L	0.00036	0.3910	mg/L	0.00073 0.19%
Cu 324.752†	149553.5	0.6123	mg/L	0.00208	1.225	mg/L	0.0042 0.34%
Fe 273.955†	503827.9	297.7	mg/L	1.34	595.3	mg/L	2.68 0.45%
K 766.490†	14060.4	7.912	mg/L	0.0250	15.82	mg/L	0.050 0.32%
Mg 279.077†	72251.9	57.72	mg/L	0.281	115.4	mg/L	0.56 0.49%
Mn 257.610†	801779.6	8.380	mg/L	0.0599	16.76	mg/L	0.120 0.71%
Mo 202.031†	349.0	0.02395	mg/L	0.000176	0.04790	mg/L	0.000352 0.74%
Na 589.592†	332702.0	23.42	mg/L	0.070	46.83	mg/L	0.140 0.30%
Na 330.237†	1153.4	24.49	mg/L	0.196	48.99	mg/L	0.392 0.80%
Ni 231.604†	1059.4	0.2611	mg/L	0.00209	0.5222	mg/L	0.00418 0.80%
Pb 220.353†	2255.8	0.3915	mg/L	0.00357	0.7829	mg/L	0.00714 0.91%
Sb 206.836†	75.7	0.03425	mg/L	0.005308	0.06850	mg/L	0.010616 15.50%
Se 196.026†	-29.8	0.00929	mg/L	0.001817	0.01858	mg/L	0.003634 19.55%
Si 288.158†	1760.7	0.8370	mg/L	0.00306	1.674	mg/L	0.0061 0.37%
Sn 189.927†	167.3	0.04488	mg/L	0.000445	0.08977	mg/L	0.000891 0.99%
Sr 421.552†	574025.8	0.6453	mg/L	0.00134	1.291	mg/L	0.0027 0.21%
Ti 334.903†	197002.8	6.279	mg/L	0.0667	12.56	mg/L	0.133 1.06%
Tl 190.801†	-19.2	0.02284	mg/L	0.002947	0.04567	mg/L	0.005894 12.91%
V 292.402†	48273.7	0.4861	mg/L	0.00335	0.9722	mg/L	0.00670 0.69%
Zn 206.200†	11726.6	2.769	mg/L	0.0178	5.539	mg/L	0.0356 0.64%

Sequence No.: 11
 Sample ID: PB76 B SWC
 Analyst: BLW
 Dilution: 2X

Autosampler Location: 307
 Date Collected: 6/10/2009 11:48:32 AM
 Data Type: Original

Nebulizer Parameters: PB76 B SWC

Analyte Back Pressure Flow
 All 228.0 kPa 0.75 L/min

Mean Data: PB76 B SWC

Analyte	Mean Corrected		Calib. Conc. Units	Std.Dev.	Sample		RSD
	Intensity	Conc. Units			Conc. Units	Std.Dev.	
ScA 357.253	2136843.3	100.9	%	0.66			0.66%
ScR 361.383	549325.9	103.6	%	0.99			0.95%
Ag 328.068†	100.5	0.00052	mg/L	0.000117	0.00103	mg/L	0.000234 22.69%
Al 308.215†	147510.6	83.85	mg/L	0.479	167.7	mg/L	0.96 0.57%
As 188.979†	136.6	0.1203	mg/L	0.00749	0.2405	mg/L	0.01497 6.23%
B 249.677†	453.9	0.04191	mg/L	0.000989	0.08382	mg/L	0.001977 2.36%
Ba 233.527†	5732.1	0.4966	mg/L	0.00277	0.9931	mg/L	0.00554 0.56%
Be 313.042†	1921.8	0.00104	mg/L	0.000022	0.00208	mg/L	0.000044 2.13%
Ca 317.933†	501587.5	40.27	mg/L	0.249	80.54	mg/L	0.499 0.62%
Cd 228.802†	153.2	0.00625	mg/L	0.000077	0.01249	mg/L	0.000154 1.23%
Co 228.616†	1981.3	0.06319	mg/L	0.000191	0.1264	mg/L	0.00038 0.30%
Cr 267.716†	4858.4	0.4414	mg/L	0.00336	0.8829	mg/L	0.00673 0.76%
Cu 324.752†	179950.2	0.7230	mg/L	0.00937	1.446	mg/L	0.0187 1.30%
Fe 273.955†	266228.0	157.3	mg/L	0.75	314.6	mg/L	1.51 0.48%
K 766.490†	9915.0	5.579	mg/L	0.0342	11.16	mg/L	0.068 0.61%
Mg 279.077†	46659.0	37.29	mg/L	0.224	74.57	mg/L	0.447 0.60%
Mn 257.610†	447050.6	4.673	mg/L	0.0348	9.345	mg/L	0.0695 0.74%
Mo 202.031†	538.5	0.03770	mg/L	0.000331	0.07540	mg/L	0.000662 0.88%
Na 589.592†	160917.0	11.33	mg/L	0.070	22.65	mg/L	0.139 0.62%
Na 330.237†	567.1	12.04	mg/L	0.237	24.08	mg/L	0.474 1.97%
Ni 231.604†	1437.0	0.3544	mg/L	0.00341	0.7087	mg/L	0.00682 0.96%
Pb 220.353†	3893.9	0.6739	mg/L	0.00522	1.348	mg/L	0.0104 0.78%
Sb 206.836†	62.3	0.02436	mg/L	0.001294	0.04873	mg/L	0.002589 5.31%
Se 196.026†	-14.3	0.00580	mg/L	0.002381	0.01160	mg/L	0.004761 41.05%
Si 288.158†	3840.8	1.826	mg/L	0.0069	3.652	mg/L	0.0139 0.38%
Sn 189.927†	239.6	0.06121	mg/L	0.001197	0.1224	mg/L	0.00239 1.96%
Sr 421.552†	322324.7	0.3623	mg/L	0.00268	0.7247	mg/L	0.00537 0.74%
Ti 334.903†	174717.9	5.573	mg/L	0.0475	11.15	mg/L	0.095 0.85%
Tl 190.801†	-1.0	0.01756	mg/L	0.001421	0.03512	mg/L	0.002841 8.09%
V 292.402†	37432.4	0.3809	mg/L	0.00439	0.7618	mg/L	0.00879 1.15%
Zn 206.200†	10259.6	2.423	mg/L	0.0125	4.847	mg/L	0.0250 0.52%

Sequence No.: 12
 Sample ID: PB76 C SWC
 Analyst: BLW
 Dilution: 2X

Autosampler Location: 308
 Date Collected: 6/10/2009 11:52:02 AM
 Data Type: Original

Nebulizer Parameters: PB76 C SWC

Analyte Back Pressure Flow
 All 228.0 kPa 0.75 L/min

Mean Data: PB76 C SWC

Analyte	Mean Corrected		Calib. Conc. Units	Std.Dev.	Sample		RSD
	Intensity	Conc.			Conc.	Units	
ScA 357.253	2128964.8	100.5	%	0.12			0.12%
ScR 361.383	546909.9	103.1	%	1.31			1.27%
Ag 328.068†	195.4	0.00098	mg/L	0.000377	0.00196	mg/L	38.39%
Al 308.215†	238874.3	135.8	mg/L	0.31	271.6	mg/L	0.23%
As 188.979†	159.9	0.1350	mg/L	0.00691	0.2700	mg/L	5.12%
B 249.677†	469.4	0.04329	mg/L	0.000574	0.08658	mg/L	1.33%
Ba 233.527†	6627.0	0.5722	mg/L	0.00298	1.144	mg/L	0.52%
Be 313.042†	2842.5	0.00175	mg/L	0.000070	0.00349	mg/L	4.02%
Ca 317.933†	646683.7	51.92	mg/L	0.143	103.8	mg/L	0.27%
Cd 228.802†	171.8	0.00658	mg/L	0.000310	0.01316	mg/L	4.71%
Co 228.616†	2754.2	0.08774	mg/L	0.000275	0.1755	mg/L	0.31%
Cr 267.716†	4042.4	0.3701	mg/L	0.00186	0.7402	mg/L	0.50%
Cu 324.752†	247156.1	0.9928	mg/L	0.00530	1.986	mg/L	0.53%
Fe 273.955†	362545.5	214.2	mg/L	1.15	428.4	mg/L	0.54%
K 766.490†	16751.8	9.426	mg/L	0.0730	18.85	mg/L	0.77%
Mg 279.077†	74435.2	59.50	mg/L	0.172	119.0	mg/L	0.29%
Mn 257.610†	454522.5	4.750	mg/L	0.0110	9.501	mg/L	0.23%
Mo 202.031†	399.0	0.02769	mg/L	0.000757	0.05538	mg/L	2.73%
Na 589.592†	194614.2	13.70	mg/L	0.034	27.40	mg/L	0.25%
Na 330.237†	684.6	14.60	mg/L	0.133	29.19	mg/L	0.91%
Ni 231.604†	1424.8	0.3513	mg/L	0.00309	0.7027	mg/L	0.88%
Pb 220.353†	5651.2	0.9810	mg/L	0.00360	1.962	mg/L	0.37%
Sb 206.836†	74.2	0.03155	mg/L	0.000967	0.06310	mg/L	3.07%
Se 196.026†	-12.8	0.01308	mg/L	0.003051	0.02616	mg/L	23.32%
Si 288.158†	3642.5	1.732	mg/L	0.0137	3.463	mg/L	0.79%
Sn 189.927†	332.4	0.08484	mg/L	0.000824	0.1697	mg/L	0.97%
Sr 421.552†	432799.1	0.4865	mg/L	0.00206	0.9731	mg/L	0.42%
Ti 334.903†	244864.3	7.812	mg/L	0.0291	15.62	mg/L	0.37%
Tl 190.801†	-9.3	0.01870	mg/L	0.003537	0.03741	mg/L	18.91%
V 292.402†	49032.9	0.4973	mg/L	0.00243	0.9946	mg/L	0.49%
Zn 206.200†	13621.8	3.218	mg/L	0.0209	6.435	mg/L	0.65%

Sequence No.: 13
 Sample ID: PB35 C SWC
 Analyst: BLW
 Dilution: 2X

Autosampler Location: 309
 Date Collected: 6/10/2009 11:55:32 AM
 Data Type: Original

Nebulizer Parameters: PB35 C SWC

Analyte Back Pressure Flow
 All 228.0 kPa 0.75 L/min

Mean Data: PB35 C SWC

Analyte	Mean Corrected		Calib. Units	Std.Dev.	Sample		RSD
	Intensity	Conc.			Conc.	Units	
ScA 357.253	2135425.3	100.8	%	1.22			1.21%
ScR 361.383	540180.0	101.8	%	1.01			1.00%
Ag 328.068†	-112.0	-0.00050	mg/L	0.000075	-0.00099	mg/L	0.000150 15.08%
Al 308.215†	180388.4	102.5	mg/L	0.56	205.1	mg/L	1.13 0.55%
As 188.979†	103.7	0.09234	mg/L	0.010328	0.1847	mg/L	0.02066 11.19%
B 249.677†	671.0	0.06199	mg/L	0.001128	0.1240	mg/L	0.00226 1.82%
Ba 233.527†	2667.6	0.2272	mg/L	0.00308	0.4544	mg/L	0.00616 1.36%
Be 313.042†	2291.5	0.00171	mg/L	0.000057	0.00341	mg/L	0.000113 3.32%
Ca 317.933†	333077.7	26.74	mg/L	0.118	53.49	mg/L	0.235 0.44%
Cd 228.802†	47.7	0.00071	mg/L	0.000209	0.00142	mg/L	0.000418 29.46%
Co 228.616†	1837.7	0.05827	mg/L	0.000817	0.1165	mg/L	0.00163 1.40%
Cr 267.716†	2940.8	0.2681	mg/L	0.00214	0.5362	mg/L	0.00427 0.80%
Cu 324.752†	67786.2	0.2771	mg/L	0.00280	0.5542	mg/L	0.00560 1.01%
Fe 273.955†	237398.6	140.3	mg/L	1.23	280.5	mg/L	2.46 0.88%
K 766.490†	16943.8	9.534	mg/L	0.0461	19.07	mg/L	0.092 0.48%
Mg 279.077†	68376.8	54.68	mg/L	0.230	109.4	mg/L	0.46 0.42%
Mn 257.610†	164753.3	1.721	mg/L	0.0090	3.442	mg/L	0.0180 0.52%
Mo 202.031†	87.5	0.00591	mg/L	0.000098	0.01181	mg/L	0.000196 1.66%
Na 589.592†	265017.2	18.65	mg/L	0.076	37.31	mg/L	0.151 0.41%
Na 330.237†	844.9	19.05	mg/L	0.256	38.09	mg/L	0.512 1.34%
Ni 231.604†	945.9	0.2333	mg/L	0.00097	0.4666	mg/L	0.00194 0.42%
Pb 220.353†	300.2	0.06178	mg/L	0.000579	0.1236	mg/L	0.00116 0.94%
Sb 206.836†	43.3	0.01721	mg/L	0.001253	0.03441	mg/L	0.002506 7.28%
Se 196.026†	-8.9	0.00739	mg/L	0.003514	0.01477	mg/L	0.007028 47.57%
Si 288.158†	6081.0	2.890	mg/L	0.0414	5.781	mg/L	0.0828 1.43%
Sn 189.927†	-16.1	-0.00085	mg/L	0.000712	-0.00170	mg/L	0.001423 83.84%
Sr 421.552†	186562.3	0.2097	mg/L	0.00141	0.4195	mg/L	0.00282 0.67%
Ti 334.903†	168182.0	5.368	mg/L	0.0478	10.74	mg/L	0.096 0.89%
Tl 190.801†	-7.1	0.01214	mg/L	0.003201	0.02427	mg/L	0.006402 26.37%
V 292.402†	30428.3	0.3080	mg/L	0.00469	0.6160	mg/L	0.00938 1.52%
Zn 206.200†	1945.9	0.4595	mg/L	0.00373	0.9189	mg/L	0.00745 0.81%

Sequence No.: 14
 Sample ID: PB35 E SWC
 Analyst: BLW
 Dilution: 2X

Autosampler Location: 310
 Date Collected: 6/10/2009 11:59:02 AM
 Data Type: Original

Nebulizer Parameters: PB35 E SWC

Analyte Back Pressure Flow
 All 228.0 kPa 0.75 L/min

Mean Data: PB35 E SWC

Analyte	Mean Corrected Intensity	Conc. Units	Calib. Units	Std.Dev.	Sample Conc. Units	Std.Dev.	RSD
ScA 357.253	2108031.9	99.51	%	0.543			0.55%
ScR 361.383	545849.7	102.9	%	0.28			0.27%
Ag 328.068†	-88.9	-0.00039	mg/L	0.000221	-0.00078 mg/L	0.000441	56.58%
Al 308.215†	159944.2	90.92	mg/L	0.213	181.8 mg/L	0.43	0.23%
As 188.979†	96.6	0.08501	mg/L	0.007438	0.1700 mg/L	0.01488	8.75%
B 249.677†	617.0	0.05700	mg/L	0.000353	0.1140 mg/L	0.00071	0.62%
Ba 233.527†	2389.4	0.2036	mg/L	0.00074	0.4071 mg/L	0.00148	0.36%
Be 313.042†	1981.7	0.00145	mg/L	0.000012	0.00290 mg/L	0.000024	0.83%
Ca 317.933†	331794.4	26.64	mg/L	0.039	53.28 mg/L	0.078	0.15%
Cd 228.802†	40.8	0.00051	mg/L	0.000167	0.00102 mg/L	0.000335	32.81%
Co 228.616†	1665.4	0.05273	mg/L	0.000533	0.1055 mg/L	0.00107	1.01%
Cr 267.716†	2549.0	0.2324	mg/L	0.00193	0.4648 mg/L	0.00386	0.83%
Cu 324.752†	63743.0	0.2601	mg/L	0.00215	0.5203 mg/L	0.00430	0.83%
Fe 273.955†	211410.5	124.9	mg/L	0.58	249.8 mg/L	1.16	0.46%
K 766.490†	15096.0	8.495	mg/L	0.0558	16.99 mg/L	0.112	0.66%
Mg 279.077†	61785.4	49.41	mg/L	0.184	98.81 mg/L	0.368	0.37%
Mn 257.610†	150026.1	1.567	mg/L	0.0049	3.135 mg/L	0.0097	0.31%
Mo 202.031†	78.1	0.00525	mg/L	0.000086	0.01049 mg/L	0.000171	1.63%
Na 589.592†	236746.6	16.66	mg/L	0.059	33.33 mg/L	0.118	0.35%
Na 330.237†	747.6	16.85	mg/L	0.050	33.70 mg/L	0.100	0.30%
Ni 231.604†	820.3	0.2023	mg/L	0.00094	0.4046 mg/L	0.00189	0.47%
Pb 220.353†	281.7	0.05745	mg/L	0.000540	0.1149 mg/L	0.00108	0.94%
Sb 206.836†	41.9	0.01694	mg/L	0.000227	0.03388 mg/L	0.000454	1.34%
Se 196.026†	-9.8	0.00495	mg/L	0.003696	0.00991 mg/L	0.007393	74.64%
Si 288.158†	7577.4	3.602	mg/L	0.0327	7.203 mg/L	0.0654	0.91%
Sn 189.927†	-7.8	0.00096	mg/L	0.000390	0.00191 mg/L	0.000779	40.75%
Sr 421.552†	177163.3	0.1992	mg/L	0.00070	0.3983 mg/L	0.00141	0.35%
Ti 334.903†	153690.8	4.905	mg/L	0.0234	9.809 mg/L	0.0469	0.48%
Tl 190.801†	-5.5	0.01115	mg/L	0.003853	0.02231 mg/L	0.007706	34.54%
V 292.402†	27146.6	0.2747	mg/L	0.00202	0.5494 mg/L	0.00403	0.73%
Zn 206.200†	1725.8	0.4074	mg/L	0.00217	0.8149 mg/L	0.00434	0.53%

Sequence No.: 15
 Sample ID: PB35 G SWC
 Analyst: BLW
 Dilution: 2X

Autosampler Location: 311
 Date Collected: 6/10/2009 12:02:32 PM
 Data Type: Original

Nebulizer Parameters: PB35 G SWC

Analyte Back Pressure Flow
 All 228.0 kPa 0.75 L/min

Mean Data: PB35 G SWC

Analyte	Mean Corrected		Calib. Conc. Units	Std.Dev.	Sample		Std.Dev.	RSD
	Intensity	Conc. Units			Conc. Units	Units		
ScA 357.253	2136906.6	100.9 %		0.39				0.39%
ScR 361.383	542597.5	102.3 %		0.64				0.62%
Ag 328.068†	-116.0	-0.00051 mg/L		0.000105	-0.00101 mg/L		0.000210	20.78%
Al 308.215†	149573.1	85.02 mg/L		0.244	170.0 mg/L		0.49	0.29%
As 188.979†	96.3	0.07846 mg/L		0.005230	0.1569 mg/L		0.01046	6.67%
B 249.677†	225.0	0.02072 mg/L		0.000533	0.04145 mg/L		0.001065	2.57%
Ba 233.527†	1685.4	0.1411 mg/L		0.00111	0.2821 mg/L		0.00223	0.79%
Be 313.042†	1891.7	0.00127 mg/L		0.000034	0.00253 mg/L		0.000068	2.70%
Ca 317.933†	415333.9	33.35 mg/L		0.247	66.69 mg/L		0.494	0.74%
Cd 228.802†	25.6	-0.00032 mg/L		0.000376	-0.00065 mg/L		0.000752	116.43%
Co 228.616†	1678.9	0.05224 mg/L		0.000368	0.1045 mg/L		0.00074	0.71%
Cr 267.716†	2628.4	0.2396 mg/L		0.00080	0.4793 mg/L		0.00160	0.33%
Cu 324.752†	37163.9	0.1551 mg/L		0.00103	0.3103 mg/L		0.00206	0.66%
Fe 273.955†	223955.1	132.3 mg/L		0.68	264.6 mg/L		1.36	0.51%
K 766.490†	11307.0	6.363 mg/L		0.0158	12.73 mg/L		0.032	0.25%
Mg 279.077†	67030.3	53.60 mg/L		0.124	107.2 mg/L		0.25	0.23%
Mn 257.610†	170116.5	1.777 mg/L		0.0048	3.555 mg/L		0.0097	0.27%
Mo 202.031†	99.1	0.00666 mg/L		0.000154	0.01331 mg/L		0.000307	2.31%
Na 589.592†	72157.7	5.079 mg/L		0.0083	10.16 mg/L		0.017	0.16%
Na 330.237†	226.1	5.502 mg/L		0.1698	11.00 mg/L		0.340	3.09%
Ni 231.604†	941.5	0.2322 mg/L		0.00199	0.4644 mg/L		0.00399	0.86%
Pb 220.353†	226.5	0.04664 mg/L		0.001204	0.09328 mg/L		0.002408	2.58%
Sb 206.836†	41.0	0.01652 mg/L		0.002572	0.03305 mg/L		0.005144	15.57%
Se 196.026†	-14.7	0.00156 mg/L		0.004521	0.00312 mg/L		0.009043	289.80%
Si 288.158†	2561.7	1.218 mg/L		0.0090	2.435 mg/L		0.0181	0.74%
Sn 189.927†	-11.8	0.00039 mg/L		0.000510	0.00079 mg/L		0.001019	129.79%
Sr 421.552†	127478.1	0.1433 mg/L		0.00018	0.2866 mg/L		0.00037	0.13%
Ti 334.903†	170315.4	5.434 mg/L		0.0099	10.87 mg/L		0.020	0.18%
Tl 190.801†	-1.7	0.01425 mg/L		0.001163	0.02851 mg/L		0.002326	8.16%
V 292.402†	29465.6	0.2982 mg/L		0.00126	0.5964 mg/L		0.00252	0.42%
Zn 206.200†	1601.7	0.3780 mg/L		0.00069	0.7561 mg/L		0.00139	0.18%

Sequence No.: 16
 Sample ID: PB35 I SWC
 Analyst: BLW
 Dilution: 2X

Autosampler Location: 312
 Date Collected: 6/10/2009 12:06:02 PM
 Data Type: Original

Nebulizer Parameters: PB35 I SWC

Analyte Back Pressure Flow
 All 228.0 kPa 0.75 L/min

Mean Data: PB35 I SWC

Analyte	Mean Corrected		Calib. Conc. Units	Std.Dev.	Sample		RSD
	Intensity	Conc.			Conc.	Units	
ScA 357.253	2162265.3	102.1	%	0.56			0.55%
ScR 361.383	555785.3	104.8	%	0.19			0.18%
Ag 328.068†	-87.4	-0.00037	mg/L	0.000064	-0.00075	mg/L	0.000128 17.18%
Al 308.215†	166640.6	94.72	mg/L	0.175	189.4	mg/L	0.35 0.19%
As 188.979†	109.7	0.09400	mg/L	0.004837	0.1880	mg/L	0.00967 5.15%
B 249.677†	424.0	0.03914	mg/L	0.000423	0.07828	mg/L	0.000846 1.08%
Ba 233.527†	2617.5	0.2230	mg/L	0.00146	0.4460	mg/L	0.00292 0.66%
Be 313.042†	1923.6	0.00127	mg/L	0.000028	0.00255	mg/L	0.000057 2.24%
Ca 317.933†	412250.0	33.10	mg/L	0.076	66.20	mg/L	0.151 0.23%
Cd 228.802†	47.8	0.00073	mg/L	0.000258	0.00146	mg/L	0.000517 35.35%
Co 228.616†	1792.3	0.05576	mg/L	0.000086	0.1115	mg/L	0.00017 0.15%
Cr 267.716†	2845.9	0.2594	mg/L	0.00166	0.5187	mg/L	0.00331 0.64%
Cu 324.752†	60087.9	0.2462	mg/L	0.00145	0.4925	mg/L	0.00290 0.59%
Fe 273.955†	231725.0	136.9	mg/L	0.10	273.8	mg/L	0.20 0.07%
K 766.490†	14972.0	8.425	mg/L	0.0367	16.85	mg/L	0.073 0.44%
Mg 279.077†	67728.4	54.16	mg/L	0.049	108.3	mg/L	0.10 0.09%
Mn 257.610†	170186.2	1.778	mg/L	0.0036	3.556	mg/L	0.0073 0.20%
Mo 202.031†	280.6	0.01951	mg/L	0.000182	0.03902	mg/L	0.000364 0.93%
Na 589.592†	166581.2	11.72	mg/L	0.021	23.45	mg/L	0.042 0.18%
Na 330.237†	520.4	11.97	mg/L	0.322	23.95	mg/L	0.643 2.69%
Ni 231.604†	955.9	0.2357	mg/L	0.00282	0.4715	mg/L	0.00564 1.20%
Pb 220.353†	497.5	0.09458	mg/L	0.001705	0.1892	mg/L	0.00341 1.80%
Sb 206.836†	50.0	0.02041	mg/L	0.001560	0.04082	mg/L	0.003120 7.64%
Se 196.026†	-9.3	0.00663	mg/L	0.007513	0.01325	mg/L	0.015026 113.40%
Si 288.158†	5920.3	2.814	mg/L	0.0163	5.628	mg/L	0.0327 0.58%
Sn 189.927†	1.7	0.00379	mg/L	0.001523	0.00759	mg/L	0.003047 40.15%
Sr 421.552†	182453.0	0.2051	mg/L	0.00034	0.4102	mg/L	0.00069 0.17%
Ti 334.903†	181945.9	5.806	mg/L	0.0116	11.61	mg/L	0.023 0.20%
Tl 190.801†	-1.9	0.01480	mg/L	0.002828	0.02959	mg/L	0.005656 19.11%
V 292.402†	30369.7	0.3073	mg/L	0.00226	0.6146	mg/L	0.00453 0.74%
Zn 206.200†	1975.0	0.4662	mg/L	0.00151	0.9325	mg/L	0.00301 0.32%

Sequence No.: 17
 Sample ID: PB76 MBSPK SWC
 Analyst: BLW
 Dilution: 2X

Autosampler Location: 313
 Date Collected: 6/10/2009 12:09:32 PM
 Data Type: Original

Nebulizer Parameters: PB76 MBSPK SWC

Analyte Back Pressure Flow
 All 228.0 kPa 0.75 L/min

Mean Data: PB76 MBSPK SWC

Analyte	Mean Corrected		Calib. Conc. Units	Std.Dev.	Sample		Std.Dev.	RSD
	Intensity				Conc. Units			
ScA 357.253	2126505.1		100.4 %	0.82				0.82%
ScR 361.383	541134.9		102.0 %	0.93				0.92%
Ag 328.068†	108863.8		0.5326 mg/L	0.00204	1.065 mg/L	0.0041		0.38%
Al 308.215†	3535.9		2.002 mg/L	0.0168	4.004 mg/L	0.0337		0.84%
As 188.979†	1745.1		2.071 mg/L	0.0152	4.141 mg/L	0.0304		0.74%
B 249.677†	6.9		-0.00018 mg/L	0.000135	-0.00036 mg/L	0.000270		76.04%
Ba 233.527†	22563.6		1.990 mg/L	0.0181	3.980 mg/L	0.0361		0.91%
Be 313.042†	412298.8		0.4852 mg/L	0.00159	0.9704 mg/L	0.00317		0.33%
Ca 317.933†	121117.3		9.724 mg/L	0.0359	19.45 mg/L	0.072		0.37%
Cd 228.802†	9325.2		0.4983 mg/L	0.00207	0.9966 mg/L	0.00413		0.41%
Co 228.616†	13324.7		0.4953 mg/L	0.00271	0.9906 mg/L	0.00542		0.55%
Cr 267.716†	5625.5		0.5040 mg/L	0.00426	1.008 mg/L	0.0085		0.85%
Cu 324.752†	121327.1		0.4812 mg/L	0.00449	0.9624 mg/L	0.00898		0.93%
Fe 273.955†	3295.3		1.939 mg/L	0.0131	3.879 mg/L	0.0262		0.67%
K 766.490†	16920.9		9.522 mg/L	0.0323	19.04 mg/L	0.065		0.34%
Mg 279.077†	12520.0		10.02 mg/L	0.088	20.04 mg/L	0.176		0.88%
Mn 257.610†	46205.2		0.4834 mg/L	0.00219	0.9668 mg/L	0.00438		0.45%
Mo 202.031†	19.4		0.00127 mg/L	0.000352	0.00254 mg/L	0.000703		27.67%
Na 589.592†	138449.6		9.745 mg/L	0.0225	19.49 mg/L	0.045		0.23%
Na 330.237†	472.8		10.01 mg/L	0.189	20.03 mg/L	0.377		1.88%
Ni 231.604†	1880.3		0.4632 mg/L	0.00304	0.9264 mg/L	0.00609		0.66%
Pb 220.353†	11387.9		1.956 mg/L	0.0061	3.911 mg/L	0.0121		0.31%
Sb 206.836†	20.7		0.00432 mg/L	0.002904	0.00864 mg/L	0.005807		67.22%
Se 196.026†	2440.0		2.054 mg/L	0.0181	4.108 mg/L	0.0362		0.88%
Si 288.158†	13.0		0.00835 mg/L	0.004036	0.01670 mg/L	0.008071		48.33%
Sn 189.927†	-9.5		-0.00195 mg/L	0.000190	-0.00390 mg/L	0.000381		9.76%
Sr 421.552†	419483.0		0.4716 mg/L	0.00122	0.9431 mg/L	0.00245		0.26%
Ti 334.903†	174.5		0.00341 mg/L	0.000498	0.00682 mg/L	0.000995		14.61%
Tl 190.801†	2892.1		2.030 mg/L	0.0120	4.060 mg/L	0.0240		0.59%
V 292.402†	48066.7		0.5010 mg/L	0.00109	1.002 mg/L	0.0022		0.22%
Zn 206.200†	2024.7		0.4786 mg/L	0.00387	0.9573 mg/L	0.00774		0.81%

Sequence No.: 18
 Sample ID: CV 2
 Analyst: BLW
 Dilution: 1X

Autosampler Location: 7
 Date Collected: 6/10/2009 12:13:02 PM
 Data Type: Original

Nebulizer Parameters: CV

Analyte Back Pressure Flow
 All 228.0 kPa 0.75 L/min

Mean Data: CV

Analyte	Mean Corrected Intensity	Conc. Units	Calib.	Std.Dev.	Sample Conc. Units	Std.Dev.	RSD
ScA 357.253	2103235.9	99.28 %		0.746			0.75%
ScR 361.383	537519.3	101.3 %		0.59			0.58%
Ag 328.068†	203889.0	0.9976 mg/L		0.00718	0.9976 mg/L	0.00718	0.72%
Al 308.215†	3536.4	1.978 mg/L		0.0185	1.978 mg/L	0.0185	0.93%
As 188.979†	1717.5	2.042 mg/L		0.0125	2.042 mg/L	0.0125	0.61%
B 249.677†	10542.7	0.9747 mg/L		0.00811	0.9747 mg/L	0.00811	0.83%
Ba 233.527†	11329.7	0.9987 mg/L		0.00674	0.9987 mg/L	0.00674	0.67%
Be 313.042†	833123.8	0.9805 mg/L		0.00583	0.9805 mg/L	0.00583	0.59%
Ca 317.933†	25919.8	2.081 mg/L		0.0163	2.081 mg/L	0.0163	0.79%
Cd 228.802†	18874.5	1.025 mg/L		0.0077	1.025 mg/L	0.0077	0.75%
Co 228.616†	27452.6	1.019 mg/L		0.0055	1.019 mg/L	0.0055	0.54%
Cr 267.716†	11231.7	1.007 mg/L		0.0091	1.007 mg/L	0.0091	0.90%
Cu 324.752†	254464.2	1.009 mg/L		0.0054	1.009 mg/L	0.0054	0.54%
Fe 273.955†	3252.0	1.906 mg/L		0.0213	1.906 mg/L	0.0213	1.11%
K 766.490†	34287.8	19.29 mg/L		0.083	19.29 mg/L	0.083	0.43%
Mg 279.077†	2516.3	2.019 mg/L		0.0151	2.019 mg/L	0.0151	0.75%
Mn 257.610†	94107.0	0.9843 mg/L		0.00346	0.9843 mg/L	0.00346	0.35%
Mo 202.031†	14082.1	0.9971 mg/L		0.00686	0.9971 mg/L	0.00686	0.69%
Na 589.592†	701156.7	49.35 mg/L		0.224	49.35 mg/L	0.224	0.45%
Na 330.237†	2277.2	49.51 mg/L		0.429	49.51 mg/L	0.429	0.87%
Ni 231.604†	3822.1	0.9438 mg/L		0.01380	0.9438 mg/L	0.01380	1.46%
Pb 220.353†	11760.4	2.020 mg/L		0.0139	2.020 mg/L	0.0139	0.69%
Sb 206.836†	4421.9	2.009 mg/L		0.0111	2.009 mg/L	0.0111	0.55%
Se 196.026†	2417.2	2.035 mg/L		0.0096	2.035 mg/L	0.0096	0.47%
Si 288.158†	4232.7	2.018 mg/L		0.0199	2.018 mg/L	0.0199	0.99%
Sn 189.927†	4173.4	1.008 mg/L		0.0067	1.008 mg/L	0.0067	0.67%
Sr 421.552†	905049.0	1.017 mg/L		0.0045	1.017 mg/L	0.0045	0.44%
Ti 334.903†	31685.9	1.009 mg/L		0.0053	1.009 mg/L	0.0053	0.53%
Tl 190.801†	2919.2	2.047 mg/L		0.0081	2.047 mg/L	0.0081	0.39%
V 292.402†	95558.1	0.9961 mg/L		0.00803	0.9961 mg/L	0.00803	0.81%
Zn 206.200†	4176.8	0.9872 mg/L		0.00775	0.9872 mg/L	0.00775	0.79%

Sequence No.: 19
 Sample ID: CB 2
 Analyst: BLW
 Dilution: 1X

Autosampler Location: 1
 Date Collected: 6/10/2009 12:15:35 PM
 Data Type: Original

Nebulizer Parameters: CB

Analyte Back Pressure Flow
 All 229.0 kPa 0.75 L/min

Mean Data: CB

Analyte	Mean Corrected Intensity	Conc. Units	Calib.	Std.Dev.	Sample Conc. Units	Std.Dev.	RSD
ScA 357.253	2116671.4	99.92 %		0.097			0.10%
ScR 361.383	539869.1	101.8 %		1.01			0.99%
Ag 328.068†	13.9	0.00007 mg/L		0.000238	0.00007 mg/L	0.000238	348.60%
Al 308.215†	15.8	0.00897 mg/L		0.011426	0.00897 mg/L	0.011426	127.40%
As 188.979†	-1.6	-0.00194 mg/L		0.002619	-0.00194 mg/L	0.002619	134.96%
B 249.677†	16.6	0.00154 mg/L		0.001307	0.00154 mg/L	0.001307	84.95%
Ba 233.527†	4.3	0.00038 mg/L		0.000101	0.00038 mg/L	0.000101	26.97%
Be 313.042†	82.7	0.00010 mg/L		0.000015	0.00010 mg/L	0.000015	15.74%
Ca 317.933†	9.3	0.00075 mg/L		0.000608	0.00075 mg/L	0.000608	81.19%
Cd 228.802†	14.4	0.00081 mg/L		0.000222	0.00081 mg/L	0.000222	27.43%
Co 228.616†	12.9	0.00048 mg/L		0.000675	0.00048 mg/L	0.000675	141.20%
Cr 267.716†	-1.0	-0.00009 mg/L		0.000496	-0.00009 mg/L	0.000496	544.87%
Cu 324.752†	296.2	0.00117 mg/L		0.000223	0.00117 mg/L	0.000223	18.96%
Fe 273.955†	9.0	0.00528 mg/L		0.000818	0.00528 mg/L	0.000818	15.49%
K 766.490†	13.2	0.00740 mg/L		0.022948	0.00740 mg/L	0.022948	310.07%
Mg 279.077†	7.3	0.00583 mg/L		0.006201	0.00583 mg/L	0.006201	106.46%
Mn 257.610†	9.2	0.00010 mg/L		0.000056	0.00010 mg/L	0.000056	57.46%
Mo 202.031†	14.2	0.00101 mg/L		0.000466	0.00101 mg/L	0.000466	46.30%
Na 589.592†	-62.2	-0.00438 mg/L		0.000829	-0.00438 mg/L	0.000829	18.94%
Na 330.237†	-18.4	-0.4020 mg/L		0.28734	-0.4020 mg/L	0.28734	71.49%
Ni 231.604†	-0.9	-0.00022 mg/L		0.000868	-0.00022 mg/L	0.000868	394.71%
Pb 220.353†	12.7	0.00217 mg/L		0.001060	0.00217 mg/L	0.001060	48.80%
Sb 206.836†	3.7	0.00170 mg/L		0.001963	0.00170 mg/L	0.001963	115.62%
Se 196.026†	6.1	0.00509 mg/L		0.004463	0.00509 mg/L	0.004463	87.62%
Si 288.158†	-3.0	-0.00144 mg/L		0.005799	-0.00144 mg/L	0.005799	403.30%
Sn 189.927†	0.4	0.00010 mg/L		0.000356	0.00010 mg/L	0.000356	339.72%
Sr 421.552†	178.4	0.00020 mg/L		0.000002	0.00020 mg/L	0.000002	1.02%
Ti 334.903†	18.5	0.00059 mg/L		0.000673	0.00059 mg/L	0.000673	114.46%
Tl 190.801†	-1.5	-0.00102 mg/L		0.001686	-0.00102 mg/L	0.001686	164.79%
V 292.402†	54.2	0.00056 mg/L		0.000539	0.00056 mg/L	0.000539	95.84%
Zn 206.200†	5.3	0.00125 mg/L		0.000579	0.00125 mg/L	0.000579	46.38%

Sequence No.: 20
Sample ID: PB35 J SWC
Analyst: BLW
Dilution: 2X

Autosampler Location: 314
Date Collected: 6/10/2009 12:19:19 PM
Data Type: Original

Nebulizer Parameters: PB35 J SWC
Analyte Back Pressure Flow
All 229.0 kPa 0.75 L/min

Mean Data: PB35 J SWC

Analyte	Mean Corrected Intensity	Conc. Units	Calib.	Std.Dev.	Sample Conc. Units	Std.Dev.	RSD
ScA 357.253	2160130.9	102.0	%	0.38			0.38%
ScR 361.383	557184.0	105.0	%	0.32			0.30%
Ag 328.068†	1380.6	0.00681	mg/L	0.000099	0.01362 mg/L	0.000198	1.45%
Al 308.215†	206393.3	117.3	mg/L	0.79	234.6 mg/L	1.59	0.68%
As 188.979†	123.0	0.1044	mg/L	0.00261	0.2089 mg/L	0.00522	2.50%
B 249.677†	1164.3	0.1076	mg/L	0.00082	0.2152 mg/L	0.00164	0.76%
Ba 233.527†	3357.3	0.2872	mg/L	0.00033	0.5743 mg/L	0.00065	0.11%
Be 313.042†	2498.0	0.00175	mg/L	0.000052	0.00349 mg/L	0.000104	2.98%
Ca 317.933†	457661.6	36.75	mg/L	0.141	73.49 mg/L	0.282	0.38%
Cd 228.802†	68.2	0.00160	mg/L	0.000117	0.00320 mg/L	0.000235	7.33%
Co 228.616†	2191.9	0.06803	mg/L	0.000344	0.1361 mg/L	0.00069	0.51%
Cr 267.716†	3522.8	0.3207	mg/L	0.00085	0.6414 mg/L	0.00171	0.27%
Cu 324.752†	91844.3	0.3731	mg/L	0.00196	0.7462 mg/L	0.00392	0.53%
Fe 273.955†	263544.9	155.7	mg/L	1.70	311.4 mg/L	3.40	1.09%
K 766.490†	19969.0	11.24	mg/L	0.052	22.47 mg/L	0.104	0.46%
Mg 279.077†	76159.8	60.90	mg/L	0.307	121.8 mg/L	0.61	0.50%
Mn 257.610†	189689.1	1.982	mg/L	0.0092	3.963 mg/L	0.0184	0.46%
Mo 202.031†	215.6	0.01487	mg/L	0.000380	0.02974 mg/L	0.000760	2.55%
Na 589.592†	305117.8	21.48	mg/L	0.122	42.95 mg/L	0.244	0.57%
Na 330.237†	971.3	21.92	mg/L	0.081	43.84 mg/L	0.162	0.37%
Ni 231.604†	1084.3	0.2674	mg/L	0.00233	0.5348 mg/L	0.00466	0.87%
Pb 220.353†	609.6	0.1168	mg/L	0.00133	0.2337 mg/L	0.00267	1.14%
Sb 206.836†	56.6	0.02286	mg/L	0.000932	0.04572 mg/L	0.001863	4.08%
Se 196.026†	-8.6	0.00924	mg/L	0.001472	0.01848 mg/L	0.002944	15.93%
Si 288.158†	7045.4	3.349	mg/L	0.0172	6.698 mg/L	0.0344	0.51%
Sn 189.927†	19.3	0.00872	mg/L	0.000210	0.01744 mg/L	0.000419	2.41%
Sr 421.552†	212213.7	0.2386	mg/L	0.00132	0.4771 mg/L	0.00263	0.55%
Ti 334.903†	225230.0	7.188	mg/L	0.0065	14.38 mg/L	0.013	0.09%
Tl 190.801†	-5.3	0.01459	mg/L	0.001644	0.02918 mg/L	0.003288	11.27%
V 292.402†	36603.7	0.3707	mg/L	0.00170	0.7414 mg/L	0.00340	0.46%
Zn 206.200†	3413.2	0.8060	mg/L	0.00138	1.612 mg/L	0.0028	0.17%

Sequence No.: 21
Sample ID: PB35 K SWC
Analyst: BLW
Dilution: 2X

Autosampler Location: 315
Date Collected: 6/10/2009 12:22:50 PM
Data Type: Original

Nebulizer Parameters: PB35 K SWC

Analyte Back Pressure Flow
All 229.0 kPa 0.75 L/min

Mean Data: PB35 K SWC

Table with 8 columns: Analyte, Mean Corrected Intensity, Conc. Units, Calib. Units, Std.Dev., Sample Conc. Units, Std.Dev., RSD. Lists various elements like ScA, ScR, Ag, Al, As, B, Ba, Be, Ca, Cd, Co, Cr, Cu, Fe, K, Mg, Mn, Mo, Na, Ni, Pb, Sb, Se, Si, Sn, Sr, Ti, Tl, V, Zn with their respective values.

Sequence No.: 22
 Sample ID: PB35 M SWC
 Analyst: BLW
 Dilution: 2X

Autosampler Location: 316
 Date Collected: 6/10/2009 12:26:20 PM
 Data Type: Original

Nebulizer Parameters: PB35 M SWC

Analyte Back Pressure Flow
 All 229.0 kPa 0.75 L/min

Mean Data: PB35 M SWC

Analyte	Mean Corrected		Calib. Conc. Units	Std.Dev.	Sample		Std.Dev.	RSD
	Intensity				Conc. Units			
ScA 357.253	2143651.9		101.2 %	0.22				0.21%
ScR 361.383	551629.4		104.0 %	1.06				1.02%
Ag 328.068†	-179.9	-0.00082	mg/L	0.000254	-0.00164	mg/L	0.000509	31.05%
Al 308.215†	205648.8		116.9 mg/L	0.44	233.8	mg/L	0.89	0.38%
As 188.979†	97.9	0.07689	mg/L	0.005199	0.1538	mg/L	0.01040	6.76%
B 249.677†	624.8	0.05771	mg/L	0.001255	0.1154	mg/L	0.00251	2.17%
Ba 233.527†	3038.4	0.2606	mg/L	0.00196	0.5213	mg/L	0.00393	0.75%
Be 313.042†	2416.2	0.00178	mg/L	0.000037	0.00356	mg/L	0.000073	2.07%
Ca 317.933†	435715.6		34.98 mg/L	0.294	69.97	mg/L	0.588	0.84%
Cd 228.802†	38.1	0.00039	mg/L	0.000103	0.00078	mg/L	0.000206	26.36%
Co 228.616†	1886.4	0.05765	mg/L	0.000496	0.1153	mg/L	0.00099	0.86%
Cr 267.716†	3122.9	0.2835	mg/L	0.00239	0.5669	mg/L	0.00478	0.84%
Cu 324.752†	60089.2	0.2454	mg/L	0.00109	0.4907	mg/L	0.00217	0.44%
Fe 273.955†	216844.9		128.1 mg/L	0.65	256.2	mg/L	1.30	0.51%
K 766.490†	19358.8	10.89	mg/L	0.077	21.79	mg/L	0.154	0.71%
Mg 279.077†	73542.9	58.81	mg/L	0.321	117.6	mg/L	0.64	0.55%
Mn 257.610†	164969.1	1.723	mg/L	0.0111	3.447	mg/L	0.0222	0.65%
Mo 202.031†	115.5	0.00780	mg/L	0.000280	0.01560	mg/L	0.000559	3.58%
Na 589.592†	216937.4		15.27 mg/L	0.023	30.54	mg/L	0.047	0.15%
Na 330.237†	686.1	15.76	mg/L	0.404	31.52	mg/L	0.809	2.57%
Ni 231.604†	929.1	0.2291	mg/L	0.00382	0.4582	mg/L	0.00764	1.67%
Pb 220.353†	240.1	0.05542	mg/L	0.000745	0.1108	mg/L	0.00149	1.34%
Sb 206.836†	47.6	0.01899	mg/L	0.002467	0.03798	mg/L	0.004933	12.99%
Se 196.026†	-2.6	0.01096	mg/L	0.003805	0.02191	mg/L	0.007611	34.73%
Si 288.158†	7785.6	3.701	mg/L	0.0500	7.401	mg/L	0.1000	1.35%
Sn 189.927†	-18.7	-0.00070	mg/L	0.001064	-0.00139	mg/L	0.002128	152.83%
Sr 421.552†	203525.3	0.2288	mg/L	0.00116	0.4576	mg/L	0.00231	0.51%
Ti 334.903†	208855.6	6.665	mg/L	0.0785	13.33	mg/L	0.157	1.18%
Tl 190.801†	1.3	0.01540	mg/L	0.003232	0.03079	mg/L	0.006464	20.99%
V 292.402†	32721.6	0.3318	mg/L	0.00165	0.6635	mg/L	0.00330	0.50%
Zn 206.200†	1816.9	0.4289	mg/L	0.00313	0.8577	mg/L	0.00627	0.73%

Sequence No.: 23
 Sample ID: PB35 O SWC
 Analyst: BLW
 Dilution: 2X

Autosampler Location: 317
 Date Collected: 6/10/2009 12:29:50 PM
 Data Type: Original

Nebulizer Parameters: PB35 O SWC

Analyte Back Pressure Flow
 All 229.0 kPa 0.75 L/min

Mean Data: PB35 O SWC

Analyte	Mean Corrected		Calib. Conc. Units	Std.Dev.	Sample		Std.Dev.	RSD
	Intensity	Conc. Units			Conc. Units	Std.Dev.		
ScA 357.253	2168264.9	102.4 %	%	0.52				0.50%
ScR 361.383	555280.5	104.7 %	%	0.16				0.15%
Ag 328.068†	-189.0	-0.00087	mg/L	0.000097	-0.00173	mg/L	0.000193	11.15%
Al 308.215†	182594.8	103.8	mg/L	0.35	207.6	mg/L	0.70	0.34%
As 188.979†	100.6	0.08101	mg/L	0.005933	0.1620	mg/L	0.01187	7.32%
B 249.677†	567.1	0.05238	mg/L	0.000203	0.1048	mg/L	0.00041	0.39%
Ba 233.527†	2926.3	0.2510	mg/L	0.00045	0.5020	mg/L	0.00090	0.18%
Be 313.042†	2163.4	0.00157	mg/L	0.000014	0.00315	mg/L	0.000027	0.86%
Ca 317.933†	433470.3	34.80	mg/L	0.124	69.61	mg/L	0.248	0.36%
Cd 228.802†	23.6	-0.00042	mg/L	0.000189	-0.00084	mg/L	0.000378	45.20%
Co 228.616†	1707.2	0.05187	mg/L	0.000640	0.1037	mg/L	0.00128	1.23%
Cr 267.716†	2803.2	0.2548	mg/L	0.00121	0.5097	mg/L	0.00242	0.47%
Cu 324.752†	48369.5	0.1988	mg/L	0.00068	0.3975	mg/L	0.00135	0.34%
Fe 273.955†	209572.2	123.8	mg/L	0.90	247.6	mg/L	1.80	0.72%
K 766.490†	17550.6	9.876	mg/L	0.0229	19.75	mg/L	0.046	0.23%
Mg 279.077†	65020.7	51.99	mg/L	0.099	104.0	mg/L	0.20	0.19%
Mn 257.610†	225178.9	2.353	mg/L	0.0052	4.706	mg/L	0.0104	0.22%
Mo 202.031†	92.6	0.00618	mg/L	0.000112	0.01236	mg/L	0.000225	1.82%
Na 589.592†	204303.5	14.38	mg/L	0.029	28.76	mg/L	0.059	0.20%
Na 330.237†	638.5	14.65	mg/L	0.106	29.30	mg/L	0.211	0.72%
Ni 231.604†	821.0	0.2025	mg/L	0.00142	0.4049	mg/L	0.00284	0.70%
Pb 220.353†	247.0	0.05439	mg/L	0.000700	0.1088	mg/L	0.00140	1.29%
Sb 206.836†	44.1	0.01772	mg/L	0.001688	0.03544	mg/L	0.003376	9.53%
Se 196.026†	-8.4	0.00587	mg/L	0.002071	0.01174	mg/L	0.004141	35.26%
Si 288.158†	4653.2	2.212	mg/L	0.0193	4.423	mg/L	0.0386	0.87%
Sn 189.927†	-14.2	0.00017	mg/L	0.001112	0.00035	mg/L	0.002224	636.53%
Sr 421.552†	206555.7	0.2322	mg/L	0.00063	0.4644	mg/L	0.00125	0.27%
Ti 334.903†	194106.3	6.194	mg/L	0.0053	12.39	mg/L	0.011	0.09%
Tl 190.801†	-0.0	0.01400	mg/L	0.003021	0.02801	mg/L	0.006042	21.57%
V 292.402†	29858.6	0.3024	mg/L	0.00162	0.6049	mg/L	0.00324	0.53%
Zn 206.200†	1575.0	0.3717	mg/L	0.00121	0.7434	mg/L	0.00241	0.32%

Sequence No.: 24
 Sample ID: PB35 Q SWC
 Analyst: BLW
 Dilution: 2X

Autosampler Location: 318
 Date Collected: 6/10/2009 12:33:20 PM
 Data Type: Original

Nebulizer Parameters: PB35 Q SWC

Analyte	Back Pressure	Flow
All	229.0 kPa	0.75 L/min

Mean Data: PB35 Q SWC

Analyte	Mean Corrected Intensity	Conc. Units	Calib. Std.Dev.	Sample Conc. Units	Std.Dev.	RSD
ScA 357.253	2161447.5	102.0 %	0.60			0.59%
ScR 361.383	555475.0	104.7 %	1.10			1.05%
Ag 328.068†	-137.6	-0.00062 mg/L	0.000152	-0.00124 mg/L	0.000304	24.50%
Al 308.215†	180631.9	102.7 mg/L	0.38	205.4 mg/L	0.75	0.37%
As 188.979†	95.8	0.07887 mg/L	0.002560	0.1577 mg/L	0.00512	3.25%
B 249.677†	646.1	0.05969 mg/L	0.000584	0.1194 mg/L	0.00117	0.98%
Ba 233.527†	2751.6	0.2360 mg/L	0.00118	0.4720 mg/L	0.00236	0.50%
Be 313.042†	2109.4	0.00155 mg/L	0.000030	0.00309 mg/L	0.000060	1.96%
Ca 317.933†	386162.2	31.00 mg/L	0.219	62.01 mg/L	0.438	0.71%
Cd 228.802†	32.0	0.00013 mg/L	0.000108	0.00027 mg/L	0.000216	80.62%
Co 228.616†	1656.5	0.05043 mg/L	0.000491	0.1009 mg/L	0.00098	0.97%
Cr 267.716†	2730.0	0.2481 mg/L	0.00211	0.4961 mg/L	0.00421	0.85%
Cu 324.752†	54100.0	0.2210 mg/L	0.00119	0.4420 mg/L	0.00239	0.54%
Fe 273.955†	196882.8	116.3 mg/L	0.93	232.6 mg/L	1.85	0.80%
K 766.490†	17953.1	10.10 mg/L	0.034	20.20 mg/L	0.067	0.33%
Mg 279.077†	63536.4	50.81 mg/L	0.218	101.6 mg/L	0.44	0.43%
Mn 257.610†	146507.0	1.530 mg/L	0.0037	3.061 mg/L	0.0074	0.24%
Mo 202.031†	92.7	0.00623 mg/L	0.000126	0.01246 mg/L	0.000252	2.02%
Na 589.592†	253433.2	17.84 mg/L	0.026	35.68 mg/L	0.051	0.14%
Na 330.237†	807.1	18.33 mg/L	0.090	36.65 mg/L	0.180	0.49%
Ni 231.604†	788.8	0.1945 mg/L	0.00145	0.3891 mg/L	0.00289	0.74%
Pb 220.353†	207.3	0.04778 mg/L	0.002556	0.09556 mg/L	0.005111	5.35%
Sb 206.836†	45.9	0.01854 mg/L	0.002669	0.03709 mg/L	0.005337	14.39%
Se 196.026†	-7.8	0.00550 mg/L	0.005064	0.01099 mg/L	0.010127	92.13%
Si 288.158†	5613.2	2.668 mg/L	0.0071	5.336 mg/L	0.0143	0.27%
Sn 189.927†	-14.5	-0.00009 mg/L	0.000672	-0.00018 mg/L	0.001343	751.34%
Sr 421.552†	190431.1	0.2141 mg/L	0.00033	0.4282 mg/L	0.00066	0.15%
Ti 334.903†	186620.0	5.956 mg/L	0.0166	11.91 mg/L	0.033	0.28%
Tl 190.801†	-0.7	0.01282 mg/L	0.003122	0.02564 mg/L	0.006244	24.35%
V 292.402†	28737.6	0.2911 mg/L	0.00230	0.5823 mg/L	0.00459	0.79%
Zn 206.200†	1592.5	0.3759 mg/L	0.00405	0.7518 mg/L	0.00811	1.08%

Sequence No.: 25
Sample ID: PB35 ADUP SWC
Analyst: BLW
Dilution: 2X

Autosampler Location: 319
Date Collected: 6/10/2009 12:36:50 PM
Data Type: Original

Nebulizer Parameters: PB35 ADUP SWC
Analyte Back Pressure Flow
All 229.0 kPa 0.75 L/min

Mean Data: PB35 ADUP SWC

Analyte	Mean Corrected Intensity	Conc.	Units	Calib.	Std.Dev.	Sample Conc.	Units	Std.Dev.	RSD
ScA 357.253	2156502.7	101.8	%		0.50				0.49%
ScR 361.383	551650.3	104.0	%		0.89				0.85%
Ag 328.068†	-150.7	-0.00068	mg/L		0.000094	-0.00136	mg/L	0.000188	13.81%
Al 308.215†	193899.2	110.2	mg/L		0.11	220.4	mg/L	0.22	0.10%
As 188.979†	110.5	0.09565	mg/L		0.005707	0.1913	mg/L	0.01141	5.97%
B 249.677†	636.5	0.05879	mg/L		0.001036	0.1176	mg/L	0.00207	1.76%
Ba 233.527†	2814.1	0.2396	mg/L		0.00133	0.4793	mg/L	0.00266	0.55%
Be 313.042†	2368.1	0.00172	mg/L		0.000022	0.00343	mg/L	0.000044	1.29%
Ca 317.933†	406072.5	32.60	mg/L		0.105	65.21	mg/L	0.209	0.32%
Cd 228.802†	38.7	0.00012	mg/L		0.000416	0.00025	mg/L	0.000832	338.21%
Co 228.616†	1946.3	0.06195	mg/L		0.000228	0.1239	mg/L	0.00046	0.37%
Cr 267.716†	3061.9	0.2792	mg/L		0.00100	0.5583	mg/L	0.00199	0.36%
Cu 324.752†	68210.1	0.2794	mg/L		0.00296	0.5587	mg/L	0.00591	1.06%
Fe 273.955†	252165.1	149.0	mg/L		0.54	298.0	mg/L	1.08	0.36%
K 766.490†	18020.4	10.14	mg/L		0.064	20.28	mg/L	0.128	0.63%
Mg 279.077†	72714.0	58.14	mg/L		0.052	116.3	mg/L	0.10	0.09%
Mn 257.610†	176864.4	1.848	mg/L		0.0039	3.695	mg/L	0.0078	0.21%
Mo 202.031†	80.9	0.00537	mg/L		0.000457	0.01075	mg/L	0.000914	8.50%
Na 589.592†	250342.2	17.62	mg/L		0.017	35.24	mg/L	0.035	0.10%
Na 330.237†	796.1	17.94	mg/L		0.207	35.88	mg/L	0.413	1.15%
Ni 231.604†	1027.0	0.2533	mg/L		0.00384	0.5066	mg/L	0.00768	1.52%
Pb 220.353†	309.8	0.06443	mg/L		0.001821	0.1289	mg/L	0.00364	2.83%
Sb 206.836†	50.9	0.02060	mg/L		0.003986	0.04121	mg/L	0.007971	19.34%
Se 196.026†	-11.9	0.00579	mg/L		0.003651	0.01157	mg/L	0.007301	63.09%
Si 288.158†	7457.0	3.544	mg/L		0.0135	7.089	mg/L	0.0269	0.38%
Sn 189.927†	-13.3	0.00006	mg/L		0.000818	0.00011	mg/L	0.001636	>999.9%
Sr 421.552†	202684.5	0.2279	mg/L		0.00061	0.4557	mg/L	0.00122	0.27%
Ti 334.903†	174046.5	5.554	mg/L		0.0271	11.11	mg/L	0.054	0.49%
Tl 190.801†	-12.7	0.00888	mg/L		0.002490	0.01776	mg/L	0.004981	28.05%
V 292.402†	32887.7	0.3331	mg/L		0.00284	0.6662	mg/L	0.00567	0.85%
Zn 206.200†	2062.0	0.4868	mg/L		0.00097	0.9736	mg/L	0.00194	0.20%

Sequence No.: 26
 Sample ID: PB35 A SWC
 Analyst: BLW
 Dilution: 2X

Autosampler Location: 320
 Date Collected: 6/10/2009 12:40:20 PM
 Data Type: Original

Nebulizer Parameters: PB35 A SWC

Analyte Back Pressure Flow
 All 229.0 kPa 0.75 L/min

Mean Data: PB35 A SWC

Analyte	Mean Corrected Intensity	Conc. Units	Calib. Units	Std.Dev.	Sample Conc. Units	Std.Dev.	RSD
ScA 357.253	2161762.1	102.0 %	%	0.68			0.66%
ScR 361.383	554037.5	104.4 %	%	0.63			0.60%
Ag 328.068†	-164.6	-0.00075 mg/L	mg/L	0.000340	-0.00150 mg/L	0.000679	45.31%
Al 308.215†	190931.7	108.5 mg/L	mg/L	0.24	217.1 mg/L	0.48	0.22%
As 188.979†	117.1	0.1039 mg/L	mg/L	0.00210	0.2077 mg/L	0.00421	2.03%
B 249.677†	666.9	0.06160 mg/L	mg/L	0.000206	0.1232 mg/L	0.00041	0.33%
Ba 233.527†	2844.4	0.2420 mg/L	mg/L	0.00123	0.4840 mg/L	0.00247	0.51%
Be 313.042†	2349.4	0.00172 mg/L	mg/L	0.000035	0.00344 mg/L	0.000070	2.03%
Ca 317.933†	404253.1	32.46 mg/L	mg/L	0.087	64.91 mg/L	0.175	0.27%
Cd 228.802†	46.5	0.00043 mg/L	mg/L	0.000275	0.00086 mg/L	0.000550	64.02%
Co 228.616†	1912.3	0.06095 mg/L	mg/L	0.000421	0.1219 mg/L	0.00084	0.69%
Cr 267.716†	2939.6	0.2686 mg/L	mg/L	0.00123	0.5371 mg/L	0.00247	0.46%
Cu 324.752†	69585.8	0.2852 mg/L	mg/L	0.00187	0.5705 mg/L	0.00374	0.65%
Fe 273.955†	261529.4	154.5 mg/L	mg/L	0.61	309.0 mg/L	1.23	0.40%
K 766.490†	16741.4	9.421 mg/L	mg/L	0.0273	18.84 mg/L	0.055	0.29%
Mg 279.077†	71394.9	57.09 mg/L	mg/L	0.055	114.2 mg/L	0.11	0.10%
Mn 257.610†	181417.4	1.895 mg/L	mg/L	0.0030	3.791 mg/L	0.0059	0.16%
Mo 202.031†	85.8	0.00573 mg/L	mg/L	0.000509	0.01145 mg/L	0.001019	8.90%
Na 589.592†	247726.4	17.44 mg/L	mg/L	0.031	34.87 mg/L	0.062	0.18%
Na 330.237†	786.0	17.69 mg/L	mg/L	0.056	35.39 mg/L	0.112	0.32%
Ni 231.604†	994.2	0.2452 mg/L	mg/L	0.00308	0.4904 mg/L	0.00615	1.25%
Pb 220.353†	337.5	0.06843 mg/L	mg/L	0.000986	0.1369 mg/L	0.00197	1.44%
Sb 206.836†	49.3	0.01997 mg/L	mg/L	0.001601	0.03994 mg/L	0.003202	8.02%
Se 196.026†	-5.7	0.01170 mg/L	mg/L	0.004588	0.02339 mg/L	0.009175	39.23%
Si 288.158†	8289.3	3.940 mg/L	mg/L	0.0237	7.880 mg/L	0.0474	0.60%
Sn 189.927†	-15.1	-0.00044 mg/L	mg/L	0.000621	-0.00087 mg/L	0.001242	142.36%
Sr 421.552†	199830.0	0.2246 mg/L	mg/L	0.00093	0.4493 mg/L	0.00187	0.42%
Ti 334.903†	169647.6	5.413 mg/L	mg/L	0.0206	10.83 mg/L	0.041	0.38%
Tl 190.801†	-4.0	0.01593 mg/L	mg/L	0.000688	0.03186 mg/L	0.001376	4.32%
V 292.402†	32115.2	0.3248 mg/L	mg/L	0.00154	0.6497 mg/L	0.00307	0.47%
Zn 206.200†	2038.5	0.4813 mg/L	mg/L	0.00058	0.9625 mg/L	0.00116	0.12%

Sequence No.: 27
 Sample ID: PB35 ASPK SWC
 Analyst: BLW
 Dilution: 2X

Autosampler Location: 321
 Date Collected: 6/10/2009 12:43:50 PM
 Data Type: Original

Nebulizer Parameters: PB35 ASPK SWC

Analyte Back Pressure Flow
 All 229.0 kPa 0.75 L/min

Mean Data: PB35 ASPK SWC

Analyte	Mean Corrected Intensity	Conc. Units	Calib.	Std.Dev.	Sample Conc. Units	Std.Dev.	RSD
ScA 357.253	2156098.9	101.8 %		0.31			0.31%
ScR 361.383	552256.4	104.1 %		0.74			0.71%
Ag 328.068†	97598.2	0.4776 mg/L		0.00164	0.9552 mg/L	0.00327	0.34%
Al 308.215†	199964.2	113.7 mg/L		0.33	227.3 mg/L	0.67	0.29%
As 188.979†	1713.3	1.998 mg/L		0.0116	3.996 mg/L	0.0232	0.58%
B 249.677†	736.0	0.06724 mg/L		0.002746	0.1345 mg/L	0.00549	4.08%
Ba 233.527†	24013.1	2.109 mg/L		0.0255	4.219 mg/L	0.0511	1.21%
Be 313.042†	386420.0	0.4537 mg/L		0.00143	0.9075 mg/L	0.00286	0.32%
Ca 317.933†	509882.4	40.94 mg/L		0.207	81.88 mg/L	0.413	0.50%
Cd 228.802†	8861.3	0.4720 mg/L		0.00091	0.9440 mg/L	0.00183	0.19%
Co 228.616†	14230.5	0.5186 mg/L		0.00116	1.037 mg/L	0.0023	0.22%
Cr 267.716†	8352.2	0.7529 mg/L		0.00486	1.506 mg/L	0.0097	0.65%
Cu 324.752†	189565.1	0.7606 mg/L		0.00136	1.521 mg/L	0.0027	0.18%
Fe 273.955†	253467.2	149.7 mg/L		1.12	299.5 mg/L	2.24	0.75%
K 766.490†	33685.7	18.96 mg/L		0.043	37.91 mg/L	0.085	0.22%
Mg 279.077†	87685.3	70.13 mg/L		0.213	140.3 mg/L	0.43	0.30%
Mn 257.610†	222305.9	2.323 mg/L		0.0074	4.646 mg/L	0.0148	0.32%
Mo 202.031†	87.8	0.00577 mg/L		0.000397	0.01155 mg/L	0.000794	6.88%
Na 589.592†	398642.5	28.06 mg/L		0.061	56.12 mg/L	0.123	0.22%
Na 330.237†	1281.9	28.26 mg/L		0.436	56.51 mg/L	0.872	1.54%
Ni 231.604†	2784.7	0.6863 mg/L		0.01133	1.373 mg/L	0.0227	1.65%
Pb 220.353†	10894.9	1.883 mg/L		0.0060	3.765 mg/L	0.0121	0.32%
Sb 206.836†	61.2	0.02040 mg/L		0.002746	0.04081 mg/L	0.005493	13.46%
Se 196.026†	2245.1	1.905 mg/L		0.0075	3.810 mg/L	0.0150	0.39%
Si 288.158†	8557.1	4.069 mg/L		0.0352	8.138 mg/L	0.0704	0.87%
Sn 189.927†	-14.6	0.00004 mg/L		0.001113	0.00008 mg/L	0.002226	>999.9%
Sr 421.552†	605580.0	0.6808 mg/L		0.00127	1.362 mg/L	0.0025	0.19%
Ti 334.903†	174300.5	5.560 mg/L		0.0327	11.12 mg/L	0.065	0.59%
Tl 190.801†	2593.4	1.838 mg/L		0.0066	3.676 mg/L	0.0132	0.36%
V 292.402†	75336.7	0.7757 mg/L		0.00242	1.551 mg/L	0.0048	0.31%
Zn 206.200†	4055.0	0.9580 mg/L		0.00650	1.916 mg/L	0.0130	0.68%

Sequence No.: 28
 Sample ID: PB35 APOST SWC
 Analyst: BLW
 Dilution: 2X

Autosampler Location: 322
 Date Collected: 6/10/2009 12:46:23 PM
 Data Type: Original

222222
 @w 6.10

Nebulizer Parameters: PB35 APOST SWC
 Analyte Back Pressure Flow
 All 229.0 kPa 0.75 L/min

Mean Data: PB35 APOST SWC

Analyte	Mean Corrected Intensity	Conc. Units	Calib. Std.Dev.	Sample Conc. Units	Std.Dev.	RSD
ScA 357.253	2151806.8	101.6 %	0.42			0.41%
ScR 361.383	552427.0	104.1 %	1.08			1.04%
Ag 328.068†	90170.8	0.4412 mg/L	0.00257	0.8825 mg/L	0.00514	0.58%
Al 308.215†	198406.0	112.8 mg/L	0.44	225.6 mg/L	0.88	0.39%
As 188.979†	1810.0	2.112 mg/L	0.0044	4.224 mg/L	0.0088	0.21%
B 249.677†	683.1	0.06231 mg/L	0.001123	0.1246 mg/L	0.00225	1.80%
Ba 233.527†	24832.5	2.181 mg/L	0.0164	4.362 mg/L	0.0328	0.75%
Be 313.042†	404700.0	0.4753 mg/L	0.00187	0.9505 mg/L	0.00374	0.39%
Ca 317.933†	528982.5	42.47 mg/L	0.186	84.94 mg/L	0.371	0.44%
Cd 228.802†	9244.9	0.4922 mg/L	0.00223	0.9844 mg/L	0.00447	0.45%
Co 228.616†	14753.7	0.5381 mg/L	0.00201	1.076 mg/L	0.0040	0.37%
Cr 267.716†	8420.7	0.7596 mg/L	0.00520	1.519 mg/L	0.0104	0.69%
Cu 324.752†	192973.7	0.7747 mg/L	0.00615	1.549 mg/L	0.0123	0.79%
Fe 273.955†	267906.2	158.3 mg/L	0.54	316.6 mg/L	1.09	0.34%
K 766.490†	34060.9	19.17 mg/L	0.120	38.33 mg/L	0.240	0.63%
Mg 279.077†	84717.7	67.75 mg/L	0.227	135.5 mg/L	0.45	0.33%
Mn 257.610†	229869.1	2.402 mg/L	0.0090	4.804 mg/L	0.0180	0.38%
Mo 202.031†	83.2	0.00543 mg/L	0.000172	0.01086 mg/L	0.000343	3.16%
Na 589.592†	389703.4	27.43 mg/L	0.061	54.86 mg/L	0.123	0.22%
Na 330.237†	1253.0	27.60 mg/L	0.266	55.20 mg/L	0.532	0.96%
Ni 231.604†	2809.1	0.6923 mg/L	0.00545	1.385 mg/L	0.0109	0.79%
Pb 220.353†	11324.8	1.956 mg/L	0.0070	3.911 mg/L	0.0141	0.36%
Sb 206.836†	66.7	0.02288 mg/L	0.004699	0.04576 mg/L	0.009398	20.54%
Se 196.026†	2385.1	2.024 mg/L	0.0050	4.049 mg/L	0.0100	0.25%
Si 288.158†	9258.3	4.403 mg/L	0.0184	8.805 mg/L	0.0369	0.42%
Sn 189.927†	-15.9	-0.00024 mg/L	0.000504	-0.00047 mg/L	0.001007	212.64%
Sr 421.552†	614100.0	0.6904 mg/L	0.00015	1.381 mg/L	0.0003	0.02%
Ti 334.903†	173103.1	5.521 mg/L	0.0327	11.04 mg/L	0.065	0.59%
Tl 190.801†	2691.8	1.908 mg/L	0.0028	3.817 mg/L	0.0055	0.14%
V 292.402†	77210.1	0.7948 mg/L	0.00605	1.590 mg/L	0.0121	0.76%
Zn 206.200†	4059.8	0.9591 mg/L	0.01241	1.918 mg/L	0.0248	1.29%

Sequence No.: 29
Sample ID: PB35 MB1SPK SWC
Analyst: BLW
Dilution: 2X

Autosampler Location: 323
Date Collected: 6/10/2009 12:48:56 PM
Data Type: Original

Nebulizer Parameters: PB35 MB1SPK SWC

Analyte Back Pressure Flow
All 229.0 kPa 0.75 L/min

Mean Data: PB35 MB1SPK SWC

Analyte	Mean Corrected Intensity	Conc. Units	Calib. Std.Dev.	Sample Conc. Units	Std.Dev.	RSD
ScA 357.253	2179390.8	102.9 %	0.55			0.54%
ScR 361.383	557040.9	105.0 %	0.99			0.94%
Ag 328.068†	111203.2	0.5441 mg/L	0.00310	1.088 mg/L	0.0062	0.57%
Al 308.215†	3768.3	2.134 mg/L	0.0104	4.268 mg/L	0.0209	0.49%
As 188.979†	1808.8	2.146 mg/L	0.0089	4.293 mg/L	0.0178	0.41%
B 249.677†	17.5	0.00076 mg/L	0.000250	0.00153 mg/L	0.000499	32.68%
Ba 233.527†	23098.2	2.037 mg/L	0.0100	4.074 mg/L	0.0199	0.49%
Be 313.042†	428134.4	0.5038 mg/L	0.00346	1.008 mg/L	0.0069	0.69%
Ca 317.933†	125997.9	10.12 mg/L	0.069	20.23 mg/L	0.139	0.69%
Cd 228.802†	9494.1	0.5070 mg/L	0.00347	1.014 mg/L	0.0069	0.69%
Co 228.616†	13836.4	0.5143 mg/L	0.00247	1.029 mg/L	0.0049	0.48%
Cr 267.716†	5787.8	0.5185 mg/L	0.00416	1.037 mg/L	0.0083	0.80%
Cu 324.752†	128058.6	0.5079 mg/L	0.00162	1.016 mg/L	0.0032	0.32%
Fe 273.955†	3321.9	1.955 mg/L	0.0153	3.910 mg/L	0.0307	0.78%
K 766.490†	17360.3	9.769 mg/L	0.0781	19.54 mg/L	0.156	0.80%
Mg 279.077†	12883.8	10.31 mg/L	0.078	20.62 mg/L	0.156	0.76%
Mn 257.610†	47466.0	0.4966 mg/L	0.00354	0.9931 mg/L	0.00708	0.71%
Mo 202.031†	24.2	0.00160 mg/L	0.000183	0.00321 mg/L	0.000367	11.45%
Na 589.592†	142539.8	10.03 mg/L	0.078	20.07 mg/L	0.155	0.77%
Na 330.237†	482.2	10.21 mg/L	0.141	20.42 mg/L	0.282	1.38%
Ni 231.604†	1932.8	0.4761 mg/L	0.00141	0.9523 mg/L	0.00283	0.30%
Pb 220.353†	11780.7	2.023 mg/L	0.0081	4.046 mg/L	0.0163	0.40%
Sb 206.836†	16.8	0.00240 mg/L	0.001282	0.00480 mg/L	0.002565	53.41%
Se 196.026†	2490.5	2.096 mg/L	0.0136	4.193 mg/L	0.0272	0.65%
Si 288.158†	26.4	0.01476 mg/L	0.001217	0.02952 mg/L	0.002434	8.24%
Sn 189.927†	-10.5	-0.00217 mg/L	0.000273	-0.00434 mg/L	0.000547	12.60%
Sr 421.552†	431987.1	0.4856 mg/L	0.00339	0.9713 mg/L	0.00679	0.70%
Ti 334.903†	359.9	0.00924 mg/L	0.000255	0.01849 mg/L	0.000511	2.76%
Tl 190.801†	2958.1	2.076 mg/L	0.0106	4.153 mg/L	0.0211	0.51%
V 292.402†	49799.2	0.5190 mg/L	0.00282	1.038 mg/L	0.0056	0.54%
Zn 206.200†	2081.3	0.4920 mg/L	0.00249	0.9840 mg/L	0.00498	0.51%

Sequence No.: 30

Sample ID: CV 3

Analyst: BLW

Dilution: 1X

Autosampler Location: 7

Date Collected: 6/10/2009 12:52:26 PM

Data Type: Original

Nebulizer Parameters: CV

Analyte	Back Pressure	Flow
All	229.0 kPa	0.75 L/min

Mean Data: CV

Analyte	Mean Corrected Intensity	Conc.	Calib. Units	Std.Dev.	Sample Conc.	Units	Std.Dev.	RSD
ScA 357.253	2125778.7	100.3	%	0.32				0.32%
ScR 361.383	540943.5	102.0	%	0.98				0.96%
Ag 328.068†	204866.9	1.002	mg/L	0.0053	1.002	mg/L	0.0053	0.53%
Al 308.215†	3568.4	1.996	mg/L	0.0348	1.996	mg/L	0.0348	1.75%
As 188.979†	1731.8	2.059	mg/L	0.0134	2.059	mg/L	0.0134	0.65%
B 249.677†	10615.3	0.9815	mg/L	0.00680	0.9815	mg/L	0.00680	0.69%
Ba 233.527†	11377.8	1.003	mg/L	0.0087	1.003	mg/L	0.0087	0.86%
Be 313.042†	843458.2	0.9926	mg/L	0.00754	0.9926	mg/L	0.00754	0.76%
Ca 317.933†	26175.3	2.102	mg/L	0.0171	2.102	mg/L	0.0171	0.81%
Cd 228.802†	18861.1	1.025	mg/L	0.0053	1.025	mg/L	0.0053	0.52%
Co 228.616†	27563.6	1.023	mg/L	0.0032	1.023	mg/L	0.0032	0.31%
Cr 267.716†	11295.8	1.013	mg/L	0.0078	1.013	mg/L	0.0078	0.77%
Cu 324.752†	255733.1	1.014	mg/L	0.0059	1.014	mg/L	0.0059	0.58%
Fe 273.955†	3281.1	1.923	mg/L	0.0212	1.923	mg/L	0.0212	1.10%
K 766.490†	34531.4	19.43	mg/L	0.111	19.43	mg/L	0.111	0.57%
Mg 279.077†	2546.2	2.043	mg/L	0.0043	2.043	mg/L	0.0043	0.21%
Mn 257.610†	94550.1	0.9889	mg/L	0.00197	0.9889	mg/L	0.00197	0.20%
Mo 202.031†	14092.9	0.9979	mg/L	0.00352	0.9979	mg/L	0.00352	0.35%
Na 589.592†	705361.4	49.65	mg/L	0.126	49.65	mg/L	0.126	0.25%
Na 330.237†	2283.9	49.65	mg/L	0.418	49.65	mg/L	0.418	0.84%
Ni 231.604†	3808.5	0.9404	mg/L	0.00561	0.9404	mg/L	0.00561	0.60%
Pb 220.353†	11817.9	2.030	mg/L	0.0056	2.030	mg/L	0.0056	0.27%
Sb 206.836†	4425.0	2.011	mg/L	0.0078	2.011	mg/L	0.0078	0.39%
Se 196.026†	2430.0	2.046	mg/L	0.0088	2.046	mg/L	0.0088	0.43%
Si 288.158†	4264.0	2.033	mg/L	0.0286	2.033	mg/L	0.0286	1.41%
Sn 189.927†	4209.0	1.016	mg/L	0.0025	1.016	mg/L	0.0025	0.25%
Sr 421.552†	905197.9	1.018	mg/L	0.0027	1.018	mg/L	0.0027	0.27%
Ti 334.903†	32034.3	1.020	mg/L	0.0033	1.020	mg/L	0.0033	0.33%
Tl 190.801†	2938.2	2.061	mg/L	0.0094	2.061	mg/L	0.0094	0.46%
V 292.402†	96111.2	1.002	mg/L	0.0029	1.002	mg/L	0.0029	0.29%
Zn 206.200†	4188.1	0.9899	mg/L	0.00874	0.9899	mg/L	0.00874	0.88%

Sequence No.: 31
 Sample ID: CB
 Analyst: BLW
 Dilution: 1X

3

Autosampler Location: 1
 Date Collected: 6/10/2009 12:54:58 PM
 Data Type: Original

Nebulizer Parameters: CB

Analyte Back Pressure Flow
 All 229.0 kPa 0.75 L/min

Mean Data: CB

Analyte	Mean Corrected		Calib. Units	Std.Dev.	Sample		RSD
	Intensity	Conc.			Conc.	Units	
ScA 357.253	2144222.7	101.2	%	0.58			0.57%
ScR 361.383	543208.5	102.4	%	0.62			0.60%
Ag 328.068†	10.8	0.00005	mg/L	0.000142	0.00005	mg/L	0.000142 267.57%
Al 308.215†	24.0	0.01363	mg/L	0.003443	0.01363	mg/L	0.003443 25.25%
As 188.979†	-0.7	-0.00082	mg/L	0.005925	-0.00082	mg/L	0.005925 722.41%
B 249.677†	21.9	0.00203	mg/L	0.000925	0.00203	mg/L	0.000925 45.63%
Ba 233.527†	4.0	0.00035	mg/L	0.000233	0.00035	mg/L	0.000233 66.69%
Be 313.042†	122.4	0.00014	mg/L	0.000052	0.00014	mg/L	0.000052 36.07%
Ca 317.933†	30.8	0.00247	mg/L	0.001145	0.00247	mg/L	0.001145 46.25%
Cd 228.802†	9.7	0.00054	mg/L	0.000181	0.00054	mg/L	0.000181 33.32%
Co 228.616†	5.7	0.00021	mg/L	0.000179	0.00021	mg/L	0.000179 84.02%
Cr 267.716†	5.4	0.00048	mg/L	0.000413	0.00048	mg/L	0.000413 85.75%
Cu 324.752†	162.7	0.00065	mg/L	0.000165	0.00065	mg/L	0.000165 25.64%
Fe 273.955†	13.3	0.00785	mg/L	0.000667	0.00785	mg/L	0.000667 8.49%
K 766.490†	-4.0	-0.00224	mg/L	0.004962	-0.00224	mg/L	0.004962 221.78%
Mg 279.077†	10.3	0.00823	mg/L	0.001945	0.00823	mg/L	0.001945 23.64%
Mn 257.610†	29.1	0.00030	mg/L	0.000108	0.00030	mg/L	0.000108 35.44%
Mo 202.031†	6.2	0.00044	mg/L	0.000088	0.00044	mg/L	0.000088 20.22%
Na 589.592†	-57.9	-0.00408	mg/L	0.003114	-0.00408	mg/L	0.003114 76.40%
Na 330.237†	2.7	0.05835	mg/L	0.278111	0.05835	mg/L	0.278111 476.63%
Ni 231.604†	5.1	0.00126	mg/L	0.001863	0.00126	mg/L	0.001863 147.86%
Pb 220.353†	7.2	0.00125	mg/L	0.000165	0.00125	mg/L	0.000165 13.24%
Sb 206.836†	3.6	0.00161	mg/L	0.002271	0.00161	mg/L	0.002271 140.87%
Se. 196.026†	6.7	0.00562	mg/L	0.004702	0.00562	mg/L	0.004702 83.66%
Si 288.158†	-2.5	-0.00121	mg/L	0.002912	-0.00121	mg/L	0.002912 241.10%
Sn 189.927†	1.6	0.00038	mg/L	0.001147	0.00038	mg/L	0.001147 304.93%
Sr 421.552†	191.6	0.00022	mg/L	0.000055	0.00022	mg/L	0.000055 25.59%
Ti 334.903†	8.6	0.00027	mg/L	0.000630	0.00027	mg/L	0.000630 230.51%
Tl 190.801†	-0.9	-0.00063	mg/L	0.002681	-0.00063	mg/L	0.002681 427.90%
V 292.402†	44.5	0.00046	mg/L	0.000244	0.00046	mg/L	0.000244 52.64%
Zn 206.200†	6.2	0.00146	mg/L	0.000278	0.00146	mg/L	0.000278 19.10%

Mercury Analysis Log

Analyst: MH
Instrument: CETAC

Date: 6/10/09
Page: 1 of 4

ARI Sample ID	Prep Code	Dilution	QC Data (ppb)	Comments
STD 0.0	SMM	1x		
" 0.1				
" 0.5				
" 1.0				
" 2.0				
" 5.0				
" 10.0				
ICV			7.75	Begin LLP %R=97 ✓
ICB			-0.02	✓
CCV1			3.98	%R=100 ✓
CCB1			-0.02	✓
CRA			0.10	✓
PBB1 MBI			-0.00	✓
" MBISPK			2.08	%R=104 ✓
" A			4.56	
" ADUP			4.37	RPD=4.26 ✓
" ASPK			5.81	%R=125 ✓
CCV2			4.00	%R=100 ✓
CCB2			-0.01	✓
CCV3			4.03	%R=101 ✓
CCB3			-0.01	✓
PB35 MBI			0.00	✓
" MBISPK			2.09	%R=105 ✓
" A			0.21	
" ADUP			0.19	✓
" ASPK			1.23	%R=102 ✓
" C				
" E				
" G				
" I				

Chemical/Reagent ID:
10% SnCl₂: MP1695
Standard ID:
Standard: 2615-15

14% NH₂OH/NaCl: MP1672

ICV/CCV: 48.6

Mercury Analysis Log

Analyst: MH
 Instrument: CETAC

Date: 6/10/09
 Page: 2 of 4

ARI Sample ID	Prep Code	Dilution	QC Data (ppb)	Comments
PB35 J	SMM	1X		
CCV4			4.03	%R=101 ✓
CCB4			-0.01	✓
PB35 K				
" M				
" O				
" Q				
CCV5			4.07	%R=102 ✓
CCB5			-0.01	End CLP ✓
PB76 MB			0.00	✓
" MBSPIC			2.10	%R=105 ✓
" A				
" B				
" C				
CCV			4.03	%R=101 ✓
CCB			-0.01	✓
STD 0.0	TWM			
" 0.1				
" 0.5				
" 1.0				
" 2.0				
" 5.0				
" 10.0				
ICV			10.24	%R=128 High X
ICB			-0.01	✓
ICV			8.36	%R=105 ✓
ICB			-0.04	✓
CCV			4.35	%R=109 ✓
CCB			-0.02	✓
CRA			0.11	✓

Delete Confirmed [

Chemical/Reagent ID:
 10% SnCl₂: MP1695

14% NH₂OH/NaCl: MP1672

Standard ID:
 Standard: 2615-15 → SMM
2615-14 → TWM

ICV/CCV: 48-6

Metals Data Review Checklist

Method: ICP ICP-MS GFA CVA

Analysis Date: 6/10/09

	Analyst	Peer	Comment
Logbook:	MM 6/10	JR 6/10/09	
Analyst, Date, Method info	✓	✓	
Sample ID's	✓	✓	
Standard/QC solution ID's recorded	✓	✓	
Prep codes	✓	✓	
Dilution factors	✓	✓	
Crossouts/Corrections/Deletions	✓	✓	
Calibration:			
Blank & Standard intensities	✓	✓	
Standard deviations	✓	✓	
Curve fit	✓	✓	
Calibration Verification:			
ICV/CCV	✓	✓	
ICB/CCB	✓	✓	SEE LOG
Samples:			
RSD's & SD's	✓	✓	
Internal Standards	—	—	
Carry-over	—	—	
Method QC:			
CRI/CRA	✓	✓	
ICSA/ICSAB	—	—	
Post Spikes/Serial Dilutions	—	—	
Analytic Spikes	—	—	
Matrix QC:			
SRM/LCS	✓	✓	
Matrix Spikes	✓	✓	
Matrix Duplicates	✓	✓	
Method Blanks	✓	✓	
Data Distribution:			
Requested elements/isotope identified	✓	✓	
Correct samples identified for distribution	✓	✓	
Raw data match distributed data	✓	✓	
Data filename correct	✓	✓	
Necessary Analysts Notes and CAF's	✓	✓	

Analyst
 Date Started Wednesday, June 10, 2009, 10:11:55
 Worksheet ARI 10ppb CALIB
 Comment

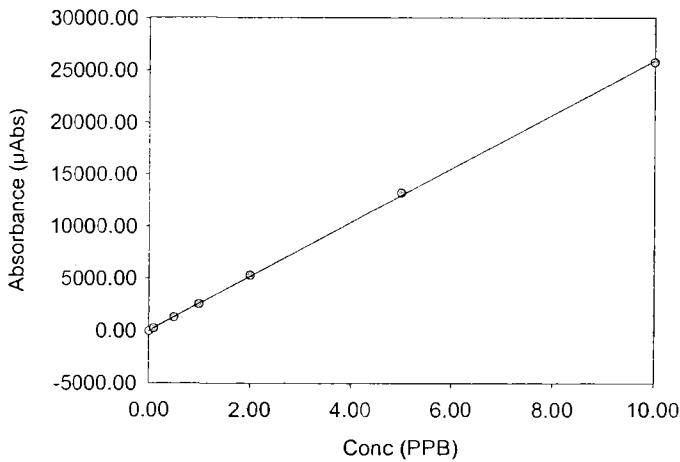
Handwritten:
 ✓
 CLP
 6/10/09

Sample ID	Analysis Time	Conc (PPB)	%RSD	Avg. μ Abs	Dilution	Flags
Std Tube 6	10-Jun-2009, 10:11	10.00	0.04	25700.00	1.00	

Information about this calibration could not be retrieved from the Master File.

Sample ID	Analysis Time	Conc (PPB)	%RSD	Avg. μ Abs	Dilution	Flags
Calibration Zero	10-Jun-2009, 10:14	0.00	7.30	-19.10	1.00	
Standard #1	10-Jun-2009, 10:16	0.10	0.85	263.00	1.00	
Standard #2	10-Jun-2009, 10:17	0.50	0.49	1280.00	1.00	
Standard #3	10-Jun-2009, 10:19	1.00	0.73	2540.00	1.00	
Standard #4	10-Jun-2009, 10:20	2.00	0.10	5310.00	1.00	
Standard #5	10-Jun-2009, 10:22	5.00	0.04	13200.00	1.00	
Standard #6	10-Jun-2009, 10:24	10.00	0.06	25800.00	1.00	

Calibration Data



Int. Slope 0.000
 2594.513
 Correlation 0.99989 ✓

Sample ID	Analysis Time	Conc (PPB)	%RSD	Avg. μ Abs	Dilution	Flags
ICV	10-Jun-2009, 10:28	7.75	0.14	20100.00	1.00	<i>Begin CLP</i>
ICB	10-Jun-2009, 10:29	-0.02	7.71	-49.90	1.00	

Sample ID	Analysis Time	Conc (PPB)	%RSD	Avg. μ Abs	Dilution	Flags
QC Standard	10-Jun-2009, 10:31	3.98	0.27	10300.00	1.00	

Sample ID	Analysis Time	Conc (PPB)	%RSD	Avg. μ Abs	Dilution	Flags
QC Blank	10-Jun-2009, 10:32	-0.02	5.23	-47.30	1.00	

Sample ID	Analysis Time	Conc (PPB)	%RSD	Avg. μ Abs	Dilution	Flags
CRA	10-Jun-2009, 10:34	0.10	0.58	270.00	1.00	
PB81 MB1 SMM	10-Jun-2009, 10:36	-0.00	178.00	-1.36	1.00	
PB81 MB1SPK SMM	10-Jun-2009, 10:37	2.08	0.03	5410.00	1.00	
PB81 A SMM	10-Jun-2009, 10:39	4.56	0.20	11800.00	1.00	
PB81 ADUP SMM	10-Jun-2009, 10:40	4.37	0.10	11300.00	1.00	
PB81 ASPK SMM	10-Jun-2009, 10:42	5.81	0.27	15100.00	1.00	

Sample ID	Analysis Time	Conc (PPB)	%RSD	Avg. μ Abs	Dilution	Flags
QC Standard	10-Jun-2009, 10:44	4.00	0.02	10400.00	1.00	

Sample ID	Analysis Time	Conc (PPB)	%RSD	Avg. μ Abs	Dilution	Flags
QC Blank	10-Jun-2009, 10:45	-0.01	8.48	-37.20	1.00	

Analyst
 Date Started Wednesday, June 10, 2009, 10:52:11
 Worksheet ARI 10ppb CALIB
 Comment

Sample ID	Analysis Time	Conc (PPB)	%RSD	Avg. µAbs	Dilution	Flags
QC Standard	10-Jun-2009, 10:52	4.03	0.11	10500.00	1.00	

Sample ID	Analysis Time	Conc (PPB)	%RSD	Avg. µAbs	Dilution	Flags
QC Blank	10-Jun-2009, 10:53	-0.01	5.96	-19.10	1.00	

Sample ID	Analysis Time	Conc (PPB)	%RSD	Avg. µAbs	Dilution	Flags
PB35 MB1 SMM	10-Jun-2009, 10:55	0.00	28.30	8.51	1.00	
PB35 MB1SPK SMM	10-Jun-2009, 10:57	2.09	0.26	5410.00	1.00	
PB35 A SMM	10-Jun-2009, 10:58	0.21	0.28	546.00	1.00	
PB35 ADUP SMM	10-Jun-2009, 11:00	0.19	0.36	503.00	1.00	
PB35 ASPK SMM	10-Jun-2009, 11:01	1.23	0.04	3200.00	1.00	
PB35 C SMM	10-Jun-2009, 11:03	0.28	0.20	719.00	1.00	
PB35 E SMM	10-Jun-2009, 11:05	0.21	0.30	548.00	1.00	
PB35 G SMM	10-Jun-2009, 11:06	0.07	0.53	171.00	1.00	
PB35 I SMM	10-Jun-2009, 11:08	0.17	0.69	446.00	1.00	
PB35 J SMM	10-Jun-2009, 11:09	0.24	0.42	628.00	1.00	

Sample ID	Analysis Time	Conc (PPB)	%RSD	Avg. µAbs	Dilution	Flags
QC Standard	10-Jun-2009, 11:11	4.03	0.01	10500.00	1.00	

Sample ID	Analysis Time	Conc (PPB)	%RSD	Avg. µAbs	Dilution	Flags
QC Blank	10-Jun-2009, 11:13	-0.01	10.80	-22.80	1.00	

Sample ID	Analysis Time	Conc (PPB)	%RSD	Avg. µAbs	Dilution	Flags
PB35 K SMM	10-Jun-2009, 11:14	0.14	0.30	373.00	1.00	
PB35 M SMM	10-Jun-2009, 11:16	0.20	0.15	518.00	1.00	
PB35 O SMM	10-Jun-2009, 11:18	0.18	0.52	465.00	1.00	
PB35 Q SMM	10-Jun-2009, 11:19	0.17	0.30	445.00	1.00	

Sample ID	Analysis Time	Conc (PPB)	%RSD	Avg. µAbs	Dilution	Flags
QC Standard	10-Jun-2009, 11:21	4.07	0.04	10600.00	1.00	

Sample ID	Analysis Time	Conc (PPB)	%RSD	Avg. µAbs	Dilution	Flags
QC Blank	10-Jun-2009, 11:22	-0.01	8.81	-17.60	1.00	End CLP

Sample ID	Analysis Time	Conc (PPB)	%RSD	Avg. µAbs	Dilution	Flags
PB76 MB SMM	10-Jun-2009, 11:26	0.00	33.10	12.30	1.00	
PB76 MBSPK SMM	10-Jun-2009, 11:27	2.10	0.10	5460.00	1.00	
PB76 A SMM	10-Jun-2009, 11:29	0.13	0.45	335.00	1.00	
PB76 B SMM	10-Jun-2009, 11:31	0.41	0.60	1070.00	1.00	
PB76 C SMM	10-Jun-2009, 11:32	0.75	0.32	1940.00	1.00	

Sample ID	Analysis Time	Conc (PPB)	%RSD	Avg. µAbs	Dilution	Flags
QC Standard	10-Jun-2009, 11:34	4.03	0.11	10500.00	1.00	

Sample ID	Analysis Time	Conc (PPB)	%RSD	Avg. µAbs	Dilution	Flags
QC Blank	10-Jun-2009, 11:35	-0.01	8.78	-25.90	1.00	

Mercury Standard Prep Log

Prep Code: 5mm

Instrument: CETAC

Analyst: Dm

Date: 6-09-09

Bath Temp: 95°C

Start Time: 1750

End Time: 1820

Standard ID	Stock ID	Volume Added (mL)	Final Volume (mL)	Standard Conc. (µg/L)	Number Made
STD0	-	0.00	50.0	0.0	3
STD1	2615-15	0.01		0.1	2
STD2		0.05		0.5	2
STD3		0.10		1.0	2
STD4		0.20		2.0	2
STD5		0.50		5.0	2
STD6		1.00		10.0	2
CRA	↓	0.01		0.1	1
ICB/CCB	-	0.00		0.0	3
ICV/LCS	48-6	0.08	↓	8.0	2
CCV	↓	0.04	50.0	4.0	3

Chemical/Reagent ID:

HNO₃: I4674

H₂SO₄: I4680

HCl: -

5% K₂S₂O₈: MP1670

5% KMnO₄: MP1671

Prep Code: _____

Instrument: _____

Analyst: _____

Date: _____

Bath Temp: _____

Start Time: _____

End Time: _____

Standard ID	Stock ID	Volume Added (mL)	Final Volume (mL)	Standard Conc. (µg/L)	Number Made
STD0		0.00			
STD1					
STD2		0.05			
STD3		0.10			
STD4		0.20			
STD5		0.50			
STD6		1.00			
CRA					
ICB/CCB		0.00			
ICV/LCS					
CCV					

Chemical/Reagent ID:

HNO₃: _____

H₂SO₄: _____

HCl: _____

5% K₂S₂O₈: _____

5% KMnO₄: _____



Analytical Resources, Incorporated
Analytical Chemists and Consultants

Mercury Digestion Log

Prep Code: SMM

Analyst: MA

Bath Temp: 95°C

Start Time: 1700

Matrix: Soil

Date: 6/08/09

End Time: 1730

ARI Sample ID	Sample Bottle #	BOD Bottle #	pH<2	Initial Weight (g) Volume (mL)	Final Volume (mL)	# KMnO ₄ Aliquots	CL P	Comments
PB35 A	4	—	—	0.220	50.0	6/18 1	(Y)	
" ADVP	4	—	—	0.220		1		
" ASPK	4	—	—	0.223		1		
" C	4	—	—	0.289		1		
" E	4	—	—	0.241		1		
" G	4	—	—	0.272		1		
" I	5	—	—	0.260		1		
" J	4	—	—	0.259		1		
" K	5	—	—	0.214		1		
" M	3	—	—	0.279		1		
" O	3	—	—	0.291		1		
" Q	4	—	—	0.237		1		
" MBI	—	—	—	—		1		
" MBISPK	—	—	—	—	50.0	1	(Y)	
 <div data-bbox="646 1339 912 1474" data-label="Text"> <p>MA 6/08/09</p> </div> 								

Chemical/Reagent ID:

HNO₃: I4674

H₂SO₄: I4680

HCl: —

5% K₂S₂O₈: MP1670

5% KMnO₄: MP1671

Digest Tube Lot: A811LS095

Metals Analysis
Prep Logs

prepared
for

ENVIROMENTAL SCIENCE CORP.

Project: JELD-WEN NORD DOOR

ARI JOB NO: PB35

prepared
by

Analytical Resources, Inc.



Analytical Resources, Incorporated
Analytical Chemists and Consultants

Mercury Digestion Log

Prep Code: SMM

Matrix: Soil

Analyst: MA

Date: 6/08/09

Bath Temp: 95°C

Start Time: 1700

End Time: 1730

ARI Sample ID	Sample Bottle #	BOD Bottle #	pH<2	Initial Weight (g) Volume (mL)	Final Volume (mL)	# KMnO ₄ Aliquots	CL P	Comments		
PB35 A	4	—	—	0.220	50.0	6/8 1	(Y)			
" ADVP	4	—	—	0.220	↓	1	↓			
" ASPK	4	—	—	0.223		1				
" C	4	—	—	0.289		1				
" E	4	—	—	0.241		1				
" G	4	—	—	0.272		1				
" I	5	—	—	0.260		1				
" J	4	—	—	0.259		1				
" K	5	—	—	0.214		1				
" M	3	—	—	0.279		1				
" O	3	—	—	0.291		1				
" Q	4	—	—	0.237		1				
" MBI	—	—	—	—		1		↓		
" MBISPK	—	—	—	—		50.0			(Y)	
<i>MA 6/08/09</i>										

Chemical/Reagent ID:

HNO₃: I4674

H₂SO₄: I4680

HCl: —

5% K₂S₂O₈: MP1670

5% KMnO₄: MP1671

Digest Tube Lot: AB11LS095



Digestion Log

Analyst: MH
Matrix: Soil

Date: 6/08/09
Block Temp: 90°C

ARI Sample ID	Btl #	pH<2	Prep Code: <u>SWC</u>		Prep Code: <u>SWN</u>		Comments
			Initial Wt (g) Vol (mL)	Final Vol (mL)	Initial Wt (g) Vol (mL)	Final Vol (mL)	
PB60 A	1	—	1.085	50.0	1.026	50.0	
" B	1	—	1.021		1.042		
" C	1	—	1.088		1.028		
" D	1	—	1.041		1.042		
" E	1	—	1.053		1.093		
" MB	—	—	—		—	↓	
" MBSPK	—	—	—		—	50.0	
PB35 A	4	—	1.056				MH 6/08/09
" C	4	—	1.051				
" E	4	—	1.025				
" G	4	—	1.060				
" I	5	—	1.055				
" J	4	—	1.079				
" K	5	—	1.073				
" M	3	—	1.044				
" O	3	—	1.038				
" Q	4	—	1.023				
" ADUP	4	—	1.058				
" ASPK	4	—	1.056				
" MBI	—	—	—	↓			
" MBSPK	—	—	—	50.0			

Chemical/Reagent ID:

HNO₃: MP1688/ HCl: I4309 H₂O₂: I4647 Tube Lot #: A9015267

I4674



SPIKING LOG

Analyst: MM

Date: 6/08/09

Final Volume 50

Final Volume (Hg): 50

Sample ID PB35 ASKY, MBISPK

Precode:	ICP Routine	ICP No GFA	GFA
Spike Solution:	5wL		
Standard No.:	2593-Z		
Vol Added (ml):	1.0		
Ag	50 <input checked="" type="checkbox"/>		2.0
Al	200	200	
As	200 <input checked="" type="checkbox"/>		10
Ba	200	200	
Be	50	50	
Ca	1000	1000	
Cd	50 <input checked="" type="checkbox"/>		2.0
Co	50	50	
Cr	50 <input checked="" type="checkbox"/>		
Cu	50 <input checked="" type="checkbox"/>		
Fe	200	200	
K	1000	1000	
Mg	1000	1000	
Mn	50	50	
Na	1000	1000	
Ni	50	50	
Pb	200 <input checked="" type="checkbox"/>		10
Se	200		10
Sr	50	50	
Tl	200		10
V	50	50	
Zn	50 <input checked="" type="checkbox"/>		

ICP-MS #1	ICP-MS #2	ICP-MS Minerals
Ag	25	
Al		500
As	25	
Ba	25	
Be	25	
Ca		500
Cd	25	
Co	25	
Cr	25	
Cu	25	
Fe		500
K		500
Mg		500
Mn	25	
Mo		
Na		500
Ni	25	
Pb	25	
Sb		
Se	80	
Tl	25	
U	25	
V	25	
Zn	80	

Element	Precode	Analysis	Stock Conc.	Stock Added	Std No.
Hg	SMM	CVA	1.0	0.05	ZS63-3
Hg MBSPK	↓	CVA	1.0	0.10	↓
Sb		ICP	2000		
Sb		GFA	100		
B		ICP	500		
Mo		ICP	500		
Si		ICP	10000		
Sn		ICP	500		
Ti		ICP	2000		

Additional Elements:

Element	Precode	Analysis	Stock Conc.	Stock Added	Std. No.

PB35 : 000006

General Chemistry Analysis
QC Summary Data

prepared
for

ENVIROMENTAL SCIENCE CORP.

Project: JELD-WEN NORD DOOR

ARI JOB NO: PB35

prepared
by

Analytical Resources, Inc.

METHOD BLANK RESULTS-CONVENTIONALS
PB35-ENVIROMENTAL SCIENCE CORP.



Matrix: Sediment
Data Release Authorized *ms*
Reported: 06/11/09

Project: JELD-WEN NORD DOOR
Event: NA
Date Sampled: NA
Date Received: NA

Analyte	Date	Units	Blank
Total Solids	06/05/09	Percent	< 0.01 U
Preserved Total Solids	06/08/09	Percent	< 0.01 U
Total Volatile Solids	06/05/09	Percent	< 0.01 U
N-Ammonia	06/09/09	mg-N/kg	< 0.10 U
Sulfide	06/08/09 06/08/09	mg/kg	< 1.00 U < 0.05 U
Total Organic Carbon	06/08/09	Percent	< 0.020 U

MS/MSD RESULTS-CONVENTIONALS
PB35-ENVIROMENTAL SCIENCE CORP.



Matrix: Sediment
Data Release Authorized: *MS*
Reported: 06/11/09

Project: JELD-WEN NORD DOOR
Event: NA
Date Sampled: 06/03/09
Date Received: 06/03/09

Analyte	Date	Units	Sample	Spike	Spike Added	Recovery
ARI ID: PB35A Client ID: 3SED1-A						
N-Ammonia	06/09/09	mg-N/kg	5.03	170	165	100.0%
ARI ID: PB35B Client ID: 3SED1-A						
Sulfide	06/08/09	mg/kg	54.3	246	200	95.8%
ARI ID: PB35K Client ID: 3SED11-A						
Total Organic Carbon	06/08/09	Percent	1.12	2.27	1.23	93.6%

REPLICATE RESULTS-CONVENTIONALS
 PB35-ENVIROMENTAL SCIENCE CORP.



Matrix: Sediment
 Data Release Authorized *MP*
 Reported: 06/11/09

Project: JELD-WEN NORD DOOR
 Event: NA
 Date Sampled: 06/03/09
 Date Received: 06/03/09

Analyte	Date	Units	Sample	Replicate (s)	RPD/RSD
ARI ID: PB35A Client ID: 3SED1-A					
N-Ammonia	06/09/09	mg-N/kg	5.03	5.80 5.65	7.4%
ARI ID: PB35B Client ID: 3SED1-A					
Preserved Total Solids	06/08/09	Percent	61.60	62.90 59.50	2.8%
Sulfide	06/08/09	mg/kg	54.3	46.1	16.3%
ARI ID: PB35K Client ID: 3SED11-A					
Total Solids	06/05/09	Percent	64.40	65.30 65.20	0.8%
Total Volatile Solids	06/05/09	Percent	3.23	3.28 3.26	0.8%
Total Organic Carbon	06/08/09	Percent	1.12	0.995 1.16	7.9%

LAB CONTROL RESULTS-CONVENTIONALS
PB35-ENVIROMENTAL SCIENCE CORP.



Matrix: Sediment
Data Release Authorized: *MB*
Reported: 06/11/09

Project: JELD-WEN NORD DOOR
Event: NA
Date Sampled: NA
Date Received: NA

Analyte	Date	Units	LCS	Spike Added	Recovery
Sulfide	06/08/09	mg/kg	5.91	5.84	101.2%
	06/08/09		5.31	5.84	90.9%
Total Organic Carbon	06/08/09	Percent	0.463	0.500	92.6%

STANDARD REFERENCE RESULTS-CONVENTIONALS
PB35-ENVIROMENTAL SCIENCE CORP.



Matrix: Sediment
Data Release Authorized *MB*
Reported: 06/11/09

Project: JELD-WEN NORD DOOR
Event: NA
Date Sampled: NA
Date Received: NA

Analyte/SRM ID	Date	Units	SRM	True Value	Recovery
N-Ammonia SPEX 28-24AS	06/09/09	mg-N/kg	102	100	102.0%
Total Organic Carbon NIST #8704	06/08/09	Percent	3.15	3.35	94.0%

General Chemistry Analysis
Sample Data

prepared
for

ENVIROMENTAL SCIENCE CORP.

Project: JELD-WEN NORD DOOR

ARI JOB NO: PB35

prepared
by

Analytical Resources, Inc.

SAMPLE RESULTS-CONVENTIONALS
PB35-ENVIROMENTAL SCIENCE CORP.



Matrix: Sediment
Data Release Authorized: MB
Reported: 06/11/09

Project: JELD-WEN NORD DOOR
Event: NA
Date Sampled: 06/03/09
Date Received: 06/03/09

Client ID: 3SED1-A
ARI ID: 09-12717 PB35A

Analyte	Date	Method	Units	RL	Sample
Total Solids	06/05/09 060509#1	EPA 160.3	Percent	0.01	56.50
Total Volatile Solids	06/05/09 060509#1	EPA 160.4	Percent	0.01	6.34
N-Ammonia	06/09/09 060909#1	EPA 350.1M	mg-N/kg	0.17	5.03
Total Organic Carbon	06/08/09 060809#1	Plumb,1981	Percent	0.020	2.20

RL Analytical reporting limit
U Undetected at reported detection limit

Ammonia determined on 2N KCl extracts.

SAMPLE RESULTS-CONVENTIONALS
PB35-ENVIROMENTAL SCIENCE CORP.



Matrix: Sediment
Data Release Authorized: *mp*
Reported: 06/11/09

Project: JELD-WEN NORD DOOR
Event: NA
Date Sampled: 06/03/09
Date Received: 06/03/09

Client ID: 3SED1-A
ARI ID: 09-12718 PB35B

Analyte	Date	Method	Units	RL	Sample
Preserved Total Solids	06/08/09 060809#1	EPA 160.3	Percent	0.01	61.60
Sulfide	06/08/09 060809#2	EPA 376.2	mg/kg	8.51	54.3

RL Analytical reporting limit
U Undetected at reported detection limit

SAMPLE RESULTS-CONVENTIONALS
PB35-ENVIROMENTAL SCIENCE CORP.



Matrix: Sediment
Data Release Authorized: MB
Reported: 06/11/09

Project: JELD-WEN NORD DOOR
Event: NA
Date Sampled: 06/03/09
Date Received: 06/03/09

Client ID: 3SED1-B
ARI ID: 09-12719 PB35C

Analyte	Date	Method	Units	RL	Sample
Total Solids	06/05/09 060509#1	EPA 160.3	Percent	0.01	55.50
Total Volatile Solids	06/05/09 060509#1	EPA 160.4	Percent	0.01	6.14
N-Ammonia	06/09/09 060909#1	EPA 350.1M	mg-N/kg	0.17	8.48
Total Organic Carbon	06/08/09 060809#1	Plumb, 1981	Percent	0.020	3.06

RL Analytical reporting limit
U Undetected at reported detection limit

Ammonia determined on 2N KCl extracts.

SAMPLE RESULTS-CONVENTIONALS
PB35-ENVIROMENTAL SCIENCE CORP.



Matrix: Sediment
Data Release Authorized: *MP*
Reported: 06/11/09

Project: JELD-WEN NORD DOOR
Event: NA
Date Sampled: 06/03/09
Date Received: 06/03/09

Client ID: 3SED1-B
ARI ID: 09-12720 PB35D

Analyte	Date	Method	Units	RL	Sample
Preserved Total Solids	06/08/09 060809#1	EPA 160.3	Percent	0.01	57.50
Sulfide	06/08/09 060809#1	EPA 376.2	mg/kg	8.53	48.8

RL Analytical reporting limit
U Undetected at reported detection limit

SAMPLE RESULTS-CONVENTIONALS
PB35-ENVIROMENTAL SCIENCE CORP.



Matrix: Sediment
Data Release Authorized: *WAD*
Reported: 06/11/09

Project: JELD-WEN NORD DOOR
Event: NA
Date Sampled: 06/03/09
Date Received: 06/03/09

Client ID: 3SED1-C
ARI ID: 09-12721 PB35E

Analyte	Date	Method	Units	RL	Sample
Total Solids	06/05/09 060509#1	EPA 160.3	Percent	0.01	56.50
Total Volatile Solids	06/05/09 060509#1	EPA 160.4	Percent	0.01	5.72
N-Ammonia	06/09/09 060909#1	EPA 350.1M	mg-N/kg	0.17	8.15
Total Organic Carbon	06/08/09 060809#1	Plumb,1981	Percent	0.020	2.30

RL Analytical reporting limit
U Undetected at reported detection limit

Ammonia determined on 2N KCl extracts.

SAMPLE RESULTS-CONVENTIONALS
PB35-ENVIROMENTAL SCIENCE CORP.



Matrix: Sediment
Data Release Authorized:
Reported: 06/11/09

Handwritten initials

Project: JELD-WEN NORD DOOR
Event: NA
Date Sampled: 06/03/09
Date Received: 06/03/09

Client ID: 3SED1-C
ARI ID: 09-12722 PB35F

Analyte	Date	Method	Units	RL	Sample
Preserved Total Solids	06/08/09 060809#1	EPA 160.3	Percent	0.01	51.30
Sulfide	06/08/09 060809#1	EPA 376.2	mg/kg	2.00	7.77

RL Analytical reporting limit
U Undetected at reported detection limit

SAMPLE RESULTS-CONVENTIONALS
PB35-ENVIROMENTAL SCIENCE CORP.



Matrix: Sediment
Data Release Authorized: *md*
Reported: 06/11/09

Project: JELD-WEN NORD DOOR
Event: NA
Date Sampled: 06/03/09
Date Received: 06/03/09

Client ID: 3SED2-A
ARI ID: 09-12723 PB35G

Analyte	Date	Method	Units	RL	Sample
Total Solids	06/05/09 060509#1	EPA 160.3	Percent	0.01	81.40
Total Volatile Solids	06/05/09 060509#1	EPA 160.4	Percent	0.01	2.09
N-Ammonia	06/09/09 060909#1	EPA 350.1M	mg-N/kg	0.12	1.44
Total Organic Carbon	06/08/09 060809#1	Plumb,1981	Percent	0.020	2.12

RL Analytical reporting limit
U Undetected at reported detection limit

Ammonia determined on 2N KCl extracts.

SAMPLE RESULTS-CONVENTIONALS
PB35-ENVIROMENTAL SCIENCE CORP.



Matrix: Sediment
Data Release Authorized: *MR*
Reported: 06/11/09

Project: JELD-WEN NORD DOOR
Event: NA
Date Sampled: 06/03/09
Date Received: 06/03/09

Client ID: 3SED2-A
ARI ID: 09-12724 PB35H

Analyte	Date	Method	Units	RL	Sample
Preserved Total Solids	06/08/09 060809#1	EPA 160.3	Percent	0.01	81.40
Sulfide	06/08/09 060809#1	EPA 376.2	mg/kg	64.4	492

RL Analytical reporting limit
U Undetected at reported detection limit

SAMPLE RESULTS-CONVENTIONALS
PB35-ENVIROMENTAL SCIENCE CORP.



Matrix: Sediment
Data Release Authorized: *NR*
Reported: 06/11/09

Project: JELD-WEN NORD DOOR
Event: NA
Date Sampled: 06/03/09
Date Received: 06/03/09

Client ID: 3SED2-B
ARI ID: 09-12725 PB35I

Analyte	Date	Method	Units	RL	Sample
Total Solids	06/05/09 060509#1	EPA 160.3	Percent	0.01	68.80
Preserved Total Solids	06/08/09 060809#1	EPA 160.3	Percent	0.01	55.60
Total Volatile Solids	06/05/09 060509#1	EPA 160.4	Percent	0.01	4.94
N-Ammonia	06/09/09 060909#1	EPA 350.1M	mg-N/kg	0.14	9.51
Sulfide	06/08/09 060809#1	EPA 376.2	mg/kg	36.5	250
Total Organic Carbon	06/08/09 060809#1	Plumb, 1981	Percent	0.020	3.25

RL Analytical reporting limit
U Undetected at reported detection limit

Ammonia determined on 2N KCl extracts.

SAMPLE RESULTS-CONVENTIONALS
PB35-ENVIROMENTAL SCIENCE CORP.



Matrix: Sediment
Data Release Authorized: *NR*
Reported: 06/11/09

Project: JELD-WEN NORD DOOR
Event: NA
Date Sampled: 06/03/09
Date Received: 06/03/09

Client ID: 3SED2-C
ARI ID: 09-12726 PB35J

Analyte	Date	Method	Units	RL	Sample
Total Solids	06/05/09 060509#1	EPA 160.3	Percent	0.01	61.90
Preserved Total Solids	06/08/09 060809#1	EPA 160.3	Percent	0.01	55.00
Total Volatile Solids	06/05/09 060509#1	EPA 160.4	Percent	0.01	9.87
N-Ammonia	06/09/09 060909#1	EPA 350.1M	mg-N/kg	0.15	5.95
Sulfide	06/08/09 060809#1	EPA 376.2	mg/kg	99.9	462
Total Organic Carbon	06/08/09 060809#1	Plumb, 1981	Percent	0.020	5.41

RL Analytical reporting limit
U Undetected at reported detection limit

Ammonia determined on 2N KCl extracts.

SAMPLE RESULTS-CONVENTIONALS
PB35-ENVIROMENTAL SCIENCE CORP.



Matrix: Sediment
Data Release Authorized: MB
Reported: 06/11/09

Project: JELD-WEN NORD DOOR
Event: NA
Date Sampled: 06/03/09
Date Received: 06/03/09

Client ID: 3SED11-A
ARI ID: 09-12727 PB35K

Analyte	Date	Method	Units	RL	Sample
Total Solids	06/05/09 060509#1	EPA 160.3	Percent	0.01	64.40
Total Volatile Solids	06/05/09 060509#1	EPA 160.4	Percent	0.01	3.23
N-Ammonia	06/09/09 060909#1	EPA 350.1M	mg-N/kg	0.15	5.96
Total Organic Carbon	06/08/09 060809#1	Plumb,1981	Percent	0.020	1.12

RL Analytical reporting limit
U Undetected at reported detection limit

Ammonia determined on 2N KCl extracts.

SAMPLE RESULTS-CONVENTIONALS
PB35-ENVIROMENTAL SCIENCE CORP.



Matrix: Sediment
Data Release Authorized: *MS*
Reported: 06/11/09

Project: JELD-WEN NORD DOOR
Event: NA
Date Sampled: 06/03/09
Date Received: 06/03/09

Client ID: 3SED11-A
ARI ID: 09-12728 PB35L

Analyte	Date	Method	Units	RL	Sample
Preserved Total Solids	06/08/09 060809#1	EPA 160.3	Percent	0.01	64.50
Sulfide	06/08/09 060809#1	EPA 376.2	mg/kg	1.65	13.4

RL Analytical reporting limit
U Undetected at reported detection limit

SAMPLE RESULTS-CONVENTIONALS
PB35-ENVIROMENTAL SCIENCE CORP.



Matrix: Sediment
Data Release Authorized: *YMB*
Reported: 06/11/09

Project: JELD-WEN NORD DOOR
Event: NA
Date Sampled: 06/03/09
Date Received: 06/03/09

Client ID: 3SED11-B
ARI ID: 09-12729 PB35M

Analyte	Date	Method	Units	RL	Sample
Total Solids	06/05/09 060509#1	EPA 160.3	Percent	0.01	62.90
Total Volatile Solids	06/05/09 060509#1	EPA 160.4	Percent	0.01	4.08
N-Ammonia	06/09/09 060909#1	EPA 350.1M	mg-N/kg	0.15	6.89
Total Organic Carbon	06/08/09 060809#1	Plumb, 1981	Percent	0.020	1.03

RL Analytical reporting limit
U Undetected at reported detection limit

Ammonia determined on 2N KCl extracts.

SAMPLE RESULTS-CONVENTIONALS
PB35-ENVIROMENTAL SCIENCE CORP.



Matrix: Sediment
Data Release Authorized: *NR*
Reported: 06/11/09

Project: JELD-WEN NORD DOOR
Event: NA
Date Sampled: 06/03/09
Date Received: 06/03/09

Client ID: 3SED11-B
ARI ID: 09-12730 PB35N

Analyte	Date	Method	Units	RL	Sample
Preserved Total Solids	06/08/09 060809#1	EPA 160.3	Percent	0.01	60.60
Sulfide	06/08/09 060809#1	EPA 376.2	mg/kg	1.67	21.0

RL Analytical reporting limit
U Undetected at reported detection limit

SAMPLE RESULTS-CONVENTIONALS
PB35-ENVIROMENTAL SCIENCE CORP.



Matrix: Sediment
Data Release Authorized *mm*
Reported: 06/11/09

Project: JELD-WEN NORD DOOR
Event: NA
Date Sampled: 06/03/09
Date Received: 06/03/09

Client ID: 3SED12-A
ARI ID: 09-12731 PB350

Analyte	Date	Method	Units	RL	Sample
Total Solids	06/05/09 060509#1	EPA 160.3	Percent	0.01	68.00
Total Volatile Solids	06/05/09 060509#1	EPA 160.4	Percent	0.01	2.91
N-Ammonia	06/09/09 060909#1	EPA 350.1M	mg-N/kg	0.14	9.94
Total Organic Carbon	06/08/09 060809#1	Plumb,1981	Percent	0.020	0.814

RL Analytical reporting limit
U Undetected at reported detection limit

Ammonia determined on 2N KCl extracts.

SAMPLE RESULTS-CONVENTIONALS
PB35-ENVIROMENTAL SCIENCE CORP.



Matrix: Sediment
Data Release Authorized: *MR*
Reported: 06/11/09

Project: JELD-WEN NORD DOOR
Event: NA
Date Sampled: 06/03/09
Date Received: 06/03/09

Client ID: 3SED12-A
ARI ID: 09-12732 PB35P

Analyte	Date	Method	Units	RL	Sample
Preserved Total Solids	06/08/09 060809#1	EPA 160.3	Percent	0.01	61.50
Sulfide	06/08/09 060809#1	EPA 376.2	mg/kg	8.59	74.1

RL Analytical reporting limit
U Undetected at reported detection limit

SAMPLE RESULTS-CONVENTIONALS
PB35-ENVIROMENTAL SCIENCE CORP.



Matrix: Sediment
Data Release Authorized *MB*
Reported: 06/11/09

Project: JELD-WEN NORD DOOR
Event: NA
Date Sampled: 06/03/09
Date Received: 06/03/09

Client ID: 3SED12-B
ARI ID: 09-12733 PB35Q

Analyte	Date	Method	Units	RL	Sample
Total Solids	06/05/09 060509#1	EPA 160.3	Percent	0.01	59.30
Total Volatile Solids	06/05/09 060509#1	EPA 160.4	Percent	0.01	4.44
N-Ammonia	06/09/09 060909#1	EPA 350.1M	mg-N/kg	0.16	7.19
Total Organic Carbon	06/08/09 060809#1	Plumb, 1981	Percent	0.020	1.45

RL Analytical reporting limit
U Undetected at reported detection limit

Ammonia determined on 2N KCl extracts.

SAMPLE RESULTS-CONVENTIONALS
PB35-ENVIROMENTAL SCIENCE CORP.



Matrix: Sediment
Data Release Authorized *ms*
Reported: 06/11/09

Project: JELD-WEN NORD DOOR
Event: NA
Date Sampled: 06/03/09
Date Received: 06/03/09

Client ID: 3SED12-B
ARI ID: 09-12734 PB35R

Analyte	Date	Method	Units	RL	Sample
Preserved Total Solids	06/08/09 060809#1	EPA 160.3	Percent	0.01	60.90
Sulfide	06/08/09 060809#1	EPA 376.2	mg/kg	35.0	173

RL Analytical reporting limit
U Undetected at reported detection limit

General Chemistry Analysis
Instrument Raw Data

prepared
for

ENVIROMENTAL SCIENCE CORP.

Project: JELD-WEN NORD DOOR

ARI JOB NO: PB35

prepared
by

Analytical Resources, Inc.

6-8-09

TOTAL SOLIDS/VOLATILE SOLIDS (TS / TVS) BENCHSHEET

DATE: 6/5/2009 18:30
ANALYST: CDE/BL

Batch drying time		TS (%) calculated as:				TVS (mg/kg dry wt) calculated as:			
record times as mm/dd/yy hh:mm	Final dry wt (g) = (Dry Wt - Tare Wt)	CV-02	CV-02	CV-02	CV-02	CV-02	CV-02	CV-02	CV-02
6/5/2009 18:30 time in oven	TS = (Final Dry Wt)/(grams Sample-Tare)	6/5/09 17:00	6/5/09 15:44	6/6/09 9:05	6/6/09 9:20	6/6/09 10:20	10.0002	10.0002	10.0002
6/6/2009 9:05 time out	TVS (mg/kg) = [(Dry wt-Ash wt)/(dry weight)] *1,000,000	10.0001	10.0002	10.0002	10.0002	10.0002	Cal OK/	Cal OK/	Cal OK/
elapsed hrs = 14.6	if ash wt > dry wt, "Chk for Err"	Cal OK/	Cal OK/	Cal OK/	Cal OK/	Cal OK/	Cal OK/	Cal OK/	Cal OK/
	if dry wt-ash wt < 0.001 g, "< (1/dry wt)*1,000,000								

SAMPLE ID	DISH #	SAMPLE (grams)	TARE WT (grams)	DRY WT 104C (grams)		dry Wt (g)	TS (%)	ASH WT 550C (grams)		Ash Wt (g)	TVS (mg/kg) (%)		
				1	2			1	2				
Blank		0.0000	1.0736	1.0737	0.00	0.00	0.00	1.0737	1.0737	0.00			
PB35 A1		6.0516	1.0886	3.8944	2.81	56.5%	56.5%	3.7193	3.7164	2.63	63.44%		
PB35 C1		6.2225	1.0929	3.9376	2.84	55.5%	55.5%	3.7652	3.7630	2.67	61.37%		
PB35 E1		6.4183	1.0903	4.0990	3.01	56.5%	56.5%	3.9293	3.9269	2.84	57.20%		
PB35 G1		6.0815	1.0829	5.1537	4.07	81.4%	81.4%	5.0715	5.0687	3.99	20.88%		
PB35 I2		6.2223	1.1102	4.6259	3.52	68.8%	68.8%	4.4544	4.4522	3.34	49.40%		
PB35 J2		6.0721	1.1347	4.1910	3.06	61.9%	61.9%	3.8909	3.8893	2.75	98.71%		
PB35 K4		6.5480	1.1272	4.6208	3.49	64.4%	64.4%	4.5112	4.5090	3.38	32.28%		
PB35 K4 dup		6.3225	1.0946	4.5083	3.41	65.3%	65.3%	4.3995	4.3963	3.30	32.80%		
						RPD =	1.31%						
						RPD =	65.2%						
						RSD =	0.71%						
						RPD =	3.59						
						RSD =	65.2%						
						RPD =	4.6818						
						RSD =	0.71%						

SAMPLE ID	DISH #	SAMPLE (grams)	TARE WT (grams)	DRY WT 104C (grams)		dry Wt (g)	TS (%)	ASH WT 550C (grams)		Ash Wt (g)	TVS (mg/kg) (%)
				1	2			1	2		
PB35 K4 trp		6.6006	1.0877	4.6818	3.59	65.2%	65.2%	4.5685	4.5645	3.48	32.63%
PB35 M2		6.2283	1.0787	4.3161	3.24	62.9%	62.9%	4.1881	4.1841	3.11	40.77%
PB35 O2		6.5047	1.0919	4.7721	3.68	58.0%	58.0%	4.6696	4.6650	3.57	29.10%
PB35 Q1		5.7374	1.0818	3.8403	2.76	59.3%	59.3%	3.7220	3.7179	2.64	44.37%
PB44 A2		6.3560	1.0721	5.2362	4.16	78.8%	78.8%	5.1690	5.1650	4.09	17.09%
PB44 B2		6.9617	1.0851	5.4331	4.35	74.0%	74.0%	5.3514	5.3465	4.26	19.91%
PB44 C2		7.0153	1.0637	5.3883	4.32	72.7%	72.7%	5.2910	5.2857	4.22	23.72%
PB44 D2		6.0967	1.0999	5.0735	3.97	79.5%	79.5%	4.9482	4.9450	3.85	32.33%
PB44 E2		6.4793	1.0969	4.0131	2.92	54.2%	54.2%	3.8399	3.8371	2.74	60.35%
PB44 F2		6.0194	1.0767	3.6867	2.61	52.8%	52.8%	3.4948	3.4916	2.41	74.75%
PB44 G2		7.6107	1.0890	6.1793	5.09	78.1%	78.1%	6.0451	6.0411	4.95	27.15%
PB44 H2		7.3738	1.0733	6.6041	5.53	87.8%	87.8%	6.4337	6.4268	5.35	32.05%
PB44 I2		7.4014	1.0842	6.4059	5.32	84.2%	84.2%	6.2251	6.2194	5.14	35.04%

TS : 61025

TOTAL SOLIDS/VOLATILE SOLIDS (TS / TVS) BENCHSHEET

DATE: 6/5/2009 18:30

SOLIDS

(dry at 104 (12-24 hr) then combust at 550 (30 min))

ANALYST: CDE/BL

Batch drying time		CV-02	CV-02	CV-02	CV-02	TS (%) calculated as:	
record times as mm/dd/yy hh:mm		6/5/09 17:00	6/5/09 15:44	6/5/09 9:05	6/6/09 9:20	6/6/09 10:20	Final ash wt (g) = (min ash wt - tare wt)
6/5/2009 18:30	time in oven	10.0001	10.0002	10.0002	10.0002	10.0002	TVS (mg/kg) = [(Dry wt-Ash wt)/ (dry weight)] *1,000,000
6/6/2009 9:05	time out	Cal OK!	Cal OK!	Cal OK!	Cal OK!	Cal OK!	if ash wt > dry wt, "Chk for Err"
elapsed hrs = 14.6		if dry wt-ash wt < 0.001 g, "< (1/dry wt) *1,000,000					

SAMPLE ID	DISH #	SAMPLE (grams)	TARE WT (grams)		DRY WT 104C (grams)		dry Wt (g)	TS (%)	ASH WT 550C (grams)		Ash Wt (g)	TVS (mg/kg) (%)
			CV-02	CV-02	1	2			1	2		
PB44 J2		6.3346	1.1157	5.4139	5.4139	5.2609	4.30	82.4%	5.2609	5.2594	4.14	35,945 3.59%
PB44 K2		5.6648	1.0798	3.4164	3.4164	3.2263	2.34	51.0%	3.2263	3.2238	2.14	82,427 8.24%
PB44 K2 dup		5.9761	1.0874	3.5684	3.5684	3.3739	2.48	50.7%	3.3739	3.3705	2.26	79,766 7.98%

PB44 K2 trp	5.8287	1.0896	3.4799	3.4799	3.2672	3.2847	2.20	50.4%	3.2672	3.2847	2.20	81,663 8.17%
RPD = 0.42%								RPD = 3.28%				

PB44 L2	7.1147	1.0890	4.3523	4.3523	4.1325	4.1281	3.26	54.2%	4.1325	4.1281	3.04	68,703 6.87%
PB44 M2	5.3313	1.1175	3.0585	3.0585	2.8796	2.8768	1.94	46.1%	2.8796	2.8768	1.76	93,612 9.36%
PB44 N2	6.1719	1.1116	3.6722	3.6722	3.4863	3.4830	2.56	50.6%	3.4863	3.4830	2.37	73,889 7.39%
PB44 O2	6.7694	1.0969	4.2751	4.2751	4.0795	4.0752	3.18	56.0%	4.0795	4.0752	2.98	62,897 6.29%
Blank	0.0000	1.0912	1.0907	1.0907	1.0904	1.0904	0.00		1.0904	1.0904	0.00	
RPD = 0.52%								RPD = 1.69%				

7 0 0 5 : 0 1 0 2 0

TOTAL SOLIDS/VOLATILE SOLIDS (TS / TVS) BENCHSHEET
 (dry at 104 (12-24 hr) then combust at 550 (30 min))

DATE: Cont
 ANALYST: Cont

Batch drying time		TS (%) calculated as:		CV-02		CV-02		CV-02		CV-02		CV-02		CV-02		CV-02		CV-02		
record times as mm/dd/yy hr:mm time in oven time out		Final dry wt (g) = (Dry Wt - Tare Wt) TS = (Final Dry Wt)/(grams Sample-Tare)		Final ash wt (g) = (min ash wt - tare wt) TVS (mg/kg) = [(Dry wt-Ash wt)/(dry weight)] *1,000,000 if ash wt > dry wt, "Chk for Err" if dry wt-ash wt < 0.001 g, "< (1/dry wt) *1,000,000"		ASH WT 550C (grams)		ASH WT 550C (grams)		ASH WT 550C (grams)		ASH WT 550C (grams)		ASH WT 550C (grams)		ASH WT 550C (grams)		ASH WT 550C (grams)		
SAMPLE ID	DISH #	SAMPLE (grams)	TARE WT (grams)	DRY WT 104C (grams)	dry wt (g)	TS (%)	dry wt (g)	TS (%)	dry wt (g)	TS (%)	dry wt (g)	TS (%)	dry wt (g)	TS (%)	dry wt (g)	TS (%)	dry wt (g)	TS (%)	dry wt (g)	TS (%)
Blank PBK 1	25	5.9761	1.0874	3.5684	3.3734		3.3734		3.3734		3.3734		3.3734		3.3734		3.3734		3.3734	
1 PK?	26	6.8287	1.0896	3.4799	3.2872		3.2872		3.2872		3.2872		3.2872		3.2872		3.2872		3.2872	
L?	27	7.1147	1.0890	4.3523	4.1825		4.1825		4.1825		4.1825		4.1825		4.1825		4.1825		4.1825	
M?	28	5.3313	1.1175	3.0585	2.8796		2.8796		2.8796		2.8796		2.8796		2.8796		2.8796		2.8796	
N?	29	6.1719	1.1116	3.6722	3.4863		3.4863		3.4863		3.4863		3.4863		3.4863		3.4863		3.4863	
V O?	30	6.7674	1.0969	4.2751			4.2751		4.2751		4.2751		4.2751		4.2751		4.2751		4.2751	
Blank	62		1.0912	1.0907			1.0907		1.0907		1.0907		1.0907		1.0907		1.0907		1.0907	

Handwritten signature/initials: Cont

PB35 : 01027

0.65% calc

TOTAL SOLIDS/VOLATILE SOLIDS (TS / TVS) BENCHSHEET
 (dry at 104 (12-24 hr) then combust at 550 (30 min))

DATE: 6/5/9 1993
 ANALYST: COS/SL

Batch drying time		TS (%) calculated as:		CV-02		CV-02		CV-02		CV-02		CV-02	
record times as mm/dd/yy	hh:mm	Final dry wt (g) = (Dry Wt - Tare Wt)	TS = (Final Dry Wt) / (grams Sample-Tare)	CV-02	CV-02	CV-02	CV-02	CV-02	CV-02	CV-02	CV-02	CV-02	CV-02
time in oven	18:30			6/5/9	6/6/9	10,000	10,000	10,000	10,000	10,000	10,000	10,000	10,000
time out	9:35			10,000	10,000	10,000	10,000	10,000	10,000	10,000	10,000	10,000	10,000
elapsed hrs =	0.0												
Cal Weight ID	Date & Time	CV-02	CV-02	CV-02	CV-02	CV-02	CV-02	CV-02	CV-02	CV-02	CV-02	CV-02	CV-02
Cal Wt (g)	10.0000	6/5/9	6/6/9	10,000	10,000	10,000	10,000	10,000	10,000	10,000	10,000	10,000	10,000
record weights to 4 places													
SAMPLE ID	DISH #	SAMPLE (grams)	TARE WT (grams)	DRY WT 104C (grams)	dry wt (g)	TS (%)	ASH WT 550C (grams)	Ash Wt (g)	TVS (mg/kg)	TVS (%)			
Blank	1	1.0737	1.0737				1.0737						
PB35 A ¹	2	6.0516	1.0886	3.8744			3.7193						
C ¹	3	6.2225	1.0927	3.9376			3.7652						
E ¹	4	6.4183	1.0903	4.0990			3.9293						
G ¹	5	6.0815	1.0829	5.1537			5.0715						
I ²	6	6.2223	1.1102	4.6259			4.4544						
J ²	7	6.0721	1.1347	4.1910			3.8909						
K ⁴	8	6.5480	1.1272	4.6208			4.5112						
PK ⁴	9	6.3225	1.0996	4.5083			4.3495						
TPK ⁴	10	6.6006	1.0877	4.6818			4.5685						
M ²	11	6.2883	1.0787	4.3161	6.1429		4.1881						
O ²	12	6.5047	1.0919	4.7721			4.6696						
Q ¹	13	5.7374	1.0818	4.3743	11.00		3.7220						
PB44 A ²	14	6.3560	1.0721	3.8703	10.000		3.7179						
B ²	15	6.9617	1.0851	5.4331			5.1690						
C ²	16	7.0155	1.0637	5.3883			5.3514						
D ²	17	6.0967	1.0999	5.0735			5.2410						
E ²	18	6.4793	1.0969	4.0131			4.9482						
F ²	19	6.0194	1.0767	3.6867			3.8399						
G ²	20	7.6107	1.0890	6.1793			3.4948						
H ²	21	7.3738	1.0733	6.6041			6.0451						
I ²	22	7.4019	1.0842	6.4059			6.4337						
J ²	23	6.3346	1.1157	5.4139			6.2251						
K ²	24	5.6698	1.0798	3.4164			5.2609						
							3.2263						

01020

6-9-09

TOC, Solids Data Analysis, DC-190

Mode: NPOC Inlet: Boat DATE: 6/8/09 10:10
 Spike Std = 2,000 ppm C ANALYST: KE

Calibration Data

Calibration Standard Source: ARI # 0094 - 06 Conc (ppm): 2,000

Observed Values (µg/g)			mean	Cal Factor
1,499	1,451	1,515	1,488	1.344

Verification Standard Source: ERA 0506 - 09 - 01 Conc (ppm): 5,000

Standard Reference Material Source: NIST 8704 Conc (ppm): 33,510

Blank Data

System Blanks (enter "observed C")								Historical Blank Limits			
Replicate Determinations								Mean	condition	mean	stdev
Replicate	1	2	3	4	5					17.8	7.23
ppm	43.00	22.03	7.87	3.71		19.15	OK			LBL	-3.9
										UBL	39.5

Silica Blanks (enter "corrected C" at end of run)

Replicate	1	2	3	4	5	Mean	condition

Sample Data (Entered data must match the Dohrmann output report I)

"Corrected C" (no dilution) = "Observed C" - Mean Blank

"Corrected C" (with dilution) = ("Observed C" - (Mean silica Blank * %Silica)) * Dilution Factor

Sample ID	Dilution Data				Spike (µL Std)	Combustion Data			
	Sample wt. (mg)	Final wt. (mg)	Silica (%)	Dilution Factor		Burn wt. (mg)	Observed C (ppm C)	Corrected C (ppm C)	
ICV				1.00		10.0	4651	4,632	92.64%
Blank				1.00		10.0	43		Blank OK
NIST 8704				1.00		3.8	31490	31,471	93.91%
PA75 G2				1.00		2.0	10520	10,501	Range OK
PA75 H2				1.00		2.9	9076	9,057	Range OK
PA75 I 2				1.00		2.6	10200	10,181	Range OK
PA75 J 2				1.00		3.0	6256	6,237	Range OK
PA75 K2				1.00		2.0	8540	8,521	Range OK
PA75 L2				1.00		3.2	7831	7,812	Range OK
PA75 M2				1.00		3.2	12480	12,461	Range OK
PA75 N2				1.00		3.1	12510	12,491	Range OK
PB25 A3				1.00		0.9	35850	35,831	Range OK
CCV				1.00		10.0	5370	5,351	107.02%
Blank				1.00		10.0	22.03		Blank OK
PB26 A2				1.00		1.3	8517	8,498	Range OK
PB26 B2				1.00		1.4	4801	4,782	Range OK
PB35 K4				1.00		2.2	10720	10,701	Range OK
PB35 K4 dup				1.00		2.3	9551	9,532	RPD=11.6%
PB35 K4 trp				1.00		2.3	11100	11,081	RSD=7.7%
PB35 K4 ms				4.00	40	4.9	25040	24,901	Range OK
Spike = 0.02 mg C to 4.0 mg samp = 10,526 ppm									436%
PB35 K4 ms				1.00	10	1.7	21760	21,741	Range OK
Spike = 0.02 mg C to 1.7 mg samp = 11,765 ppm									94%
PB35 A1				1.00		2.0	19910	19,891	Range OK
PB35 C1				1.00		1.7	30430	30,411	Range OK
PB35 E1				1.00		1.6	22080	22,061	Range OK
CCV				4.00		40.0	5556	5,537	110.74%
CCV				1.00		10.0	5406	5,387	107.74%
Blank				1.00		10.0	7.872		Blank OK
PB35 G1				1.00		1.5	20970	20,951	Range OK
PB35 I 2				1.00		1.5	32870	32,851	Range OK
PB35 J 2				1.00		1.1	53230	53,211	Range OK
PB35 M2				1.00		2.2	9862	9,843	Range OK

PB35 : 01029

Sample Data (Entered data must match the Dohrmann output report !)									
"Corrected C" (no dilution) = "Observed C" - Mean Blank									
"Corrected C" (with dilution) = ("Observed C" - (Mean silica Blank * %Silica)) * Dilution Factor									
Sample ID	Dilution Data				Spike (μ L Std)	Combustion Data			
	Sample wt. (mg)	Final wt. (mg)	Silica (%)	Dilution Factor		Burn wt. (mg)	Observed C (ppm C)	Corrected C (ppm C)	
PB35 O2				1.00		2.4	7910	7,891	Range OK!
PB35 Q2				1.00		3.2	13940	13,921	Range OK!
PB06 A2				1.00		2.2	25070	25,051	Range OK!
PB06 B2				1.00		1.6	18150	18,131	Range OK!
PB06 C2				1.00		3.1	10270	10,251	Range OK!
PB06 D2				1.00		1.5	12800	12,781	Range OK!
NIST 8704				4.00		3.4	24660	24,644	73.53%
NIST 8704				1.00		3.7	32170	32,151	95.94%
CCV				1.00		10.0	4833	4,814	96.28%
Blank				1.00		10.0	3.711		Blank OK



①6-8-09④

TOC Solids Sample Run Log Page 1 of 2

Set-Up Parameters MODE: <i>NPOC</i>			INLET: <i>BOAT</i>			
Standards:	Source	Conc (ppm)		10:10		
Calibration:	<i>ARI 0094-06</i>	<i>2000</i>				
Verification:	<i>ERA 0506-09-01</i>	<i>5000</i>				
SRM:	<i>NBS 8704</i>	<i>33516</i>				
Sample Sequence:						
Sample ID	Dilution Data (mg)		Burn Wt	Matrix Spike Data		Comments
	Sample	+ Silica Gel	mg	mg/L	µL added	
<i>ICU</i>			<i>10</i>			
<i>ICB</i>			<i>10</i>			
<i>NBS 8704</i>			<i>3.8</i>			
<i>PA75 G2</i>			<i>2.0</i>			
<i>H2</i>			<i>2.9</i>			
<i>I2</i>			<i>2.6</i>			
<i>J2</i>			<i>3.830</i>			
<i>K2</i>			<i>2.0</i>			
<i>L2</i>			<i>3.2</i>			
<i>M2</i>			<i>3.2</i>			
<i>N2</i>			<i>3.1</i>			
<i>PB25 A3</i>			<i>0.9</i>			
<i>COU</i>			<i>10</i>			
<i>OCB</i>			<i>10</i>			
<i>PB26 A1</i>			<i>1.3</i>			
<i>B1</i>			<i>1.4</i>			
<i>PB35 K4</i>			<i>2.2</i>			
<i>sp K4</i>			<i>2.3</i>			
<i>sp K4</i>			<i>2.3</i>			
<i>MS K4</i>			<i>1.9</i>	<i>2000</i>	<i>10</i>	<i>high</i>
<i>MS K4</i>			<i>1.7</i>	<i>2000</i>	<i>10</i>	
<i>A2</i>			<i>2.0</i>			
<i>C2</i>			<i>1.7</i>			
<i>E2</i>			<i>1.6</i>			
<i>COU 610</i>			<i>10/10</i>			<i>2 injects</i>
<i>CCB 710</i>			<i>10</i>			
<i>PB35 G1 CCH 30</i>			<i>0.15</i>			
<i>J2</i>			<i>0.15</i>			
<i>PB35 J2</i>			<i>1.1</i>			
<i>M2</i>			<i>2.2</i>			
<i>O2</i>			<i>2.4</i>			
<i>Q2</i>			<i>3.2</i>			



6-8-09 (W)

TOC Solids Sample Run Log Page 2 of 2

Set-Up Parameters MODE: <u>UPOC</u>			INLET: <u>BOAT</u>			
Standards:	Source	Conc (ppm)		10:10		
Calibration:	<u>ARI 009406</u>	<u>2000</u>				
Verification:	<u>ERA 0506-09-01</u>	<u>5000</u>				
SRM:	<u>NBS 8704</u>	<u>33510</u>				
Sample Sequence:						
Sample ID	Dilution Data (mg)		Burn Wt	Matrix Spike Data		Comments
	Sample	+ Silica Gel	mg	mg/L	µL added	
<u>PROG A²</u>			<u>2.2</u>			
<u>B²</u>			<u>1.6</u>			
<u>C²</u>			<u>3.1</u>			
<u>D²</u>			<u>1.5</u>			
<u>NBS 8704</u>			<u>3.4/3.7</u>			<u>2 injects</u>
<u>CU</u>			<u>10</u>			
<u>CCS</u>			<u>10</u>			

6-8-09 (2)

Operating Parameters

Analysis set-up 1
 NPOC Analysis
 Boat mode
 Sample size 25.
 Calibration factor 1.
 System blank 0.
 Std. concentration =2000.
 Sample mass (mg) = 25.
 1. NPOC = 1499. ug/g
 Sample mass (mg) = 25.
 2. NPOC = 1451. ug/g
 Sample mass (mg) = 25.
 3. NPOC = 1171. ug/g Time-Out Error!
 Sample mass (mg) = 25.
 4. NPOC = 1213. ug/g
 Sample mass (mg) = 25.
 5. NPOC = 1515. ug/g
 AVG NPOC = 1370. +/- 164.7 % std dev: 12.02
 11:08:32 Mon Jun 8, 2009
 Repeat number 3 omitted:
 Repeat number 4 omitted:

AVG NPOC = 1488. +/- 33.01 % std dev: 2.218

Calibration update:
 Calibration factor 1.344
 System blank 0.
 Sample mass (mg) = 10.
 1. NPOC = 4651. ug/g
 11:16:27 Mon Jun 8, 2009
 Sample mass (mg) = 10.
 1. NPOC = 43. ug/g
 11:39:16 Mon Jun 8, 2009
 Sample mass (mg) = 3.8
 1. NPOC = 31490. ug/g
 12:00:49 Mon Jun 8, 2009
 Sample mass (mg) = 2.
 1. NPOC = 10520. ug/g
 12:14:43 Mon Jun 8, 2009
 Sample mass (mg) = 2.9
 1. NPOC = 9076. ug/g
 12:23:25 Mon Jun 8, 2009
 Sample mass (mg) = 2.6
 1. NPOC = 10200. ug/g
 12:40:32 Mon Jun 8, 2009
 Sample mass (mg) = 3.
 1. NPOC = 6256. ug/g
 12:55:35 Mon Jun 8, 2009
 Sample mass (mg) = 2.
 1. NPOC = 8540. ug/g
 13:04:01 Mon Jun 8, 2009
 Sample mass (mg) = 3.
 1. NPOC = 0. ug/g No Peak!! NO INJECT 6-8-09 (2)
 13:09:59 Mon Jun 8, 2009
 Sample mass (mg) = 3.2
 1. NPOC = 7831. ug/g
 13:32:21 Mon Jun 8, 2009
 Sample mass (mg) = 3.2
 1. NPOC = 12480. ug/g
 13:40:52 Mon Jun 8, 2009
 Sample mass (mg) = 3.1
 1. NPOC = 10510. ug/g

13:46:06 Mon Jun 8, 2009
Sample mass (mg) = 0.9
1. NPOC = 35850. ug/g
13:56:48 Mon Jun 8, 2009
Sample mass (mg) = 10.
1. NPOC = 5370. ug/g
14:03:16 Mon Jun 8, 2009
Sample mass (mg) = 10.
1. NPOC = 22.03 ug/g
14:08:15 Mon Jun 8, 2009
Sample mass (mg) = 1.3
1. NPOC = 8517. ug/g
14:16:47 Mon Jun 8, 2009
Sample mass (mg) = 1.4
1. NPOC = 4801. ug/g
14:22:10 Mon Jun 8, 2009
Sample mass (mg) = 2.2
1. NPOC = 10720. ug/g
14:28:01 Mon Jun 8, 2009
Sample mass (mg) = 2.3
1. NPOC = 9551. ug/g
15:10:39 Mon Jun 8, 2009
Sample mass (mg) = 2.3
1. NPOC = 11100. ug/g
15:21:37 Mon Jun 8, 2009
Sample mass (mg) = 1.9
1. NPOC = 25010. ug/g
15:31:58 Mon Jun 8, 2009
Sample mass (mg) = 1.7
1. NPOC = 21760. ug/g
15:41:01 Mon Jun 8, 2009
Sample mass (mg) = 2.
1. NPOC = 19910. ug/g
15:55:07 Mon Jun 8, 2009
Sample mass (mg) = 1.7
1. NPOC = 30430. ug/g
16:17:51 Mon Jun 8, 2009
Sample mass (mg) = 1.6
1. NPOC = 22080. ug/g
16:26:21 Mon Jun 8, 2009
Sample mass (mg) = 10.
1. NPOC = 5556. ug/g
16:32:29 Mon Jun 8, 2009
Sample mass (mg) = 10.
1. NPOC = 5406. ug/g
16:47:59 Mon Jun 8, 2009
Sample mass (mg) = 10.
1. NPOC = 7.872 ug/g
16:57:27 Mon Jun 8, 2009
Sample mass (mg) = 1.5
1. NPOC = 20970. ug/g
17:05:14 Mon Jun 8, 2009
Sample mass (mg) = 1.5
1. NPOC = 32870. ug/g
17:16:07 Mon Jun 8, 2009
Sample mass (mg) = 1.1
1. NPOC = 53230. ug/g
17:21:53 Mon Jun 8, 2009
Sample mass (mg) = 2.2
1. NPOC = 9862. ug/g
17:28:41 Mon Jun 8, 2009
Sample mass (mg) = 2.4
1. NPOC = 7910. ug/g

17:36:17 Mon Jun 8, 2009

Sample mass (mg) = 3.2

1. NPOC = 13940. ug/g

17:44:09 Mon Jun 8, 2009

Sample mass (mg) = 2.2

1. NPOC = 25070. ug/g

17:56:14 Mon Jun 8, 2009

Sample mass (mg) = 1.6

1. NPOC = 18150. ug/g

18:05:58 Mon Jun 8, 2009

Sample mass (mg) = 3.1

1. NPOC = 10270. ug/g

18:21:15 Mon Jun 8, 2009

Sample mass (mg) = 1.5

1. NPOC = 12800. ug/g

18:41:11 Mon Jun 8, 2009

Sample mass (mg) = 3.4

1. NPOC = 24660. ug/g

19:07:13 Mon Jun 8, 2009

Sample mass (mg) = 3.7

1. NPOC = 32170. ug/g

19:38:31 Mon Jun 8, 2009

Sample mass (mg) = 10.

1. NPOC = 4833. ug/g

19:47:03 Mon Jun 8, 2009

Sample mass (mg) = 10.

1. NPOC = 3.711 ug/g

19:48:55 Mon Jun 8, 2009

TOC Solids Prep Log						DATE:	6/5/2009
acid purging to remove IC and drying at 70°C for TOC analysis General notes regarding prep method and samples (identify the acid used)						ANALYST: BL / CDE / KE 18:40	
						<i>make no entry to shaded cells, they are calculated</i>	
Sample ID		IC Test + / -	Gravimetric Data (grams)			% Solids	Sample description & notes (homogeneity and exclusions)
ARI #	Client		Tare Wt.	Wet wt.	70°C dry wt		
Blank			13.0521		13.0522	0.1 mg	
PB35 A1		-	13.0279	18.2767	16.3007	62.35%	
PB35 C1		-	13.1896	18.6140	16.2211	55.89%	
PB35 E1		-	13.0545	18.1079	16.0284	58.85%	
PB35 G1		-	13.0233	18.2617	17.3468	82.53%	
PB35 I 1		-	13.1138	18.1695	16.5593	68.15%	
PB35 J 1		-	13.0410	18.0154	16.1739	62.98%	
PB35 K1		-	13.1029	18.3897	16.6573	67.23%	
PB35 K1 DUP		-	13.0537	18.2124	16.5391	67.56%	
PB35 K1 TRIP		-	13.0854	18.4435	16.6985	67.43%	
PB35 M1		-	13.0567	18.2898	16.4974	65.75%	
PB35 O1		-	13.0590	18.1100	16.6002	70.11%	
PB35 Q1		-	13.0957	18.7051	16.5587	61.74%	
Blank			13.0992		13.0990	-0.2 mg	
PB44 A2		-	13.0452	19.0225	17.8811	80.90%	
PB44 B2		-	13.0639	18.6154	17.3165	76.60%	
PB44 C2		-	13.1130	19.0289	17.5202	74.50%	
PB44 D2		-	13.0881	17.9839	17.0726	81.39%	
PB44 E2		-	13.1151	18.1259	15.8838	55.25%	
PB44 G2		-	13.1047	17.2895	17.1533	96.75%	
PB44 H2		+-	13.1507	18.1868	16.4407	65.33%	
PB44 J 2		-	13.1296	19.5164	17.9146	74.92%	
PB44 K2		-	13.0789	16.5378	14.9564	54.28%	
PB44 K2 DUP		-	13.0339	17.1599	15.2487	53.68%	
PB44 K2 TRIP		-	13.0699	16.7822	15.0826	54.22%	
PB44 L2		-	13.0702	17.5222	15.8659	62.80%	
PB44 M2		-	13.0654	18.4952	15.7030	48.58%	
PB44 N2		-	13.0927	18.6870	16.0914	53.60%	
PB44 O2		-	13.0609	18.0678	15.8143	54.99%	

6-9-09

TOTAL SOLIDS/VOLATILE SOLIDS (TS / TVS) BENCHSHEET
 SOLIDS (dry at 104 (12-24 hr) then combust at 550 (30 min))

DATE: 6/8/2009 19:47
 ANALYST: CDE/BL

Batch drying time		TS (%) calculated as:		ZnOAc Preserved		TVS (mg/kg dry wt) calculated as:	
record times as mm/dd/yy hh:mm	time in oven	Final dry wt (g) = (Dry Wt - Tare Wt)	TS = (Final Dry Wt)/(grams Sample-Tare)	dry wt (g)	TS (%)	ASH WT 550C (grams)	TVS (mg/kg) (%)
6/8/2009 19:47	time out						
6/9/2009 9:35	elapsed hrs = 13.8						
CV-02	CV-02	CV-02	CV-02	CV-02	CV-02	CV-02	CV-02
6/8/09 18:49	6/8/09 12:38	6/8/09 9:57					
10.0001	10.0001	10.0000					
Cal OK!	Cal OK!	Cal OK!					
SAMPLE ID	DISH #	TARE WT (grams)	DRY WT 104C (grams)	dry wt (g)	TS (%)	ASH WT 550C (grams)	TVS (mg/kg) (%)
Blank		0.0000	1.1191	0.00		1 2	
PB35 B1		6.3699	1.0899	3.26	61.6%		
PB35 B1 dup		7.1727	1.1096	3.81	62.9%		
				RPD = 2.03%		RPD = NA	
PB35 B1 ttp		6.9623	1.1058	3.48	59.5%		
				RSD = 2.82%		RSD = NA	
PB35 D1		6.9268	1.1227	4.4577	57.5%		
PB35 F1		6.1791	1.1096	3.7125	51.3%		
PB35 H1		6.3896	1.1010	5.4069	81.4%		
PB35 I1		6.6017	1.1009	4.1566	55.6%		
PB35 J1		7.0017	1.0766	4.3340	55.0%		
PB35 L1		7.0790	1.0796	4.9503	64.5%		
PB35 N1		7.3227	1.1040	4.8738	60.6%		
PB35 P1		6.6394	1.1136	4.5115	61.5%		
PB35 R1		6.9418	1.0969	4.6551	60.9%		
Blank		0.0000	1.0868	1.0867	0.00		
PB44 A1		6.7810	1.1358	5.6311	79.6%		
PB44 A1 dup		7.8997	1.0849	6.3374	77.1%		
				RPD = 3.26%		RPD = NA	
PB44 A1 ttp		6.8145	1.1284	5.6144	78.9%		
				RSD = 1.68%		RSD = NA	
PB44 B1		7.2982	1.1343	5.7153	74.3%		
PB44 C1		5.7605	1.1042	4.4159	71.1%		
PB44 D1		6.1232	1.0982	5.1551	80.7%		

7 0 0 5 : 0 1 0 3 7

TOTAL SOLIDS/VOLATILE SOLIDS (TS / TVS) BENCHSHEET
 (dry at 104 (12-24 hr) then combust at 550 (30 min))

DATE: 6/8/2009 19:47

ANALYST: CDE/BL

Batch drying time
 record times as mm/dd/yy hh:mm
 6/8/2009 19:47 time in oven
 6/9/2009 9:35 time out
 elapsed hrs = 13.8

TS (%) calculated as:
 Final dry wt (g) = (Dry Wt - Tare Wt)
 TS = (Final Dry Wt)/(grams Sample-Tare)

TVS (mg/kg dry wt) calculated as:
 Final ash wt (g) = (min ash wt - tare wt)
 TVS (mg/kg) = ((Dry wt-Ash wt)/(dry weight)) *1,000,000
 if ash wt > dry wt, "Chk for Err"
 if dry wt-ash wt < 0.001 g, "< (1/dry wt) *1,000,000"

ZnOAc Preserved

SAMPLE ID	DISH #	SAMPLE (grams)	TARE WT (grams)	DRY WT 104C (grams)		dry Wt (g)	TS (%)	ASH WT 550C (grams)		Ash Wt (g)	TVS (mg/kg) (%)
				1	2			1	2		
PB44 E1		6.4586	1.0765	3.9650		2.89	53.7%				
PB44 F1		6.5750	1.0803	4.2920		3.21	58.5%				
PB44 G1		5.8066	1.0921	4.8236		3.73	79.1%				
PB44 H1		5.8335	1.0877	4.9994		3.91	82.4%				
PB44 I1		6.9407	1.0777	5.5950		4.52	77.0%				
PB44 J1		6.2119	1.0851	4.6484		3.56	69.5%				
PB44 K1		6.2310	1.1032	3.6178		2.51	49.0%				
PB44 L1		6.8335	1.1270	3.9756		2.85	49.9%				
PB44 M1		6.4719	1.0948	3.4486		2.35	43.8%				
PB44 N1		6.7497	1.0650	4.2688		3.20	56.4%				
PB44 O1		6.4473	1.0938	3.6539		2.56	47.8%				
Blank		0.0000	1.0811	1.0812		0.00					
PB63 A1		5.5134	1.1204	3.6281		2.51	57.1%				
PB63 A1 dup		6.9128	1.0764	4.6018		3.53	60.4%				
RPD = 5.65%							5.65%	RPD =		NA	
PB63 A1 1tp		5.1284	1.0991	3.3467		2.25	55.8%				
RPD = 4.13%							4.13%	RPD =		NA	
PB63 B1		5.2432	1.0841	2.6794		1.60	38.4%				
PB63 C1		6.1975	1.0880	3.5452		2.46	48.1%				
PB63 D1		5.7536	1.1254	4.9815		3.86	83.3%				
PB63 E1		6.7448	1.0963	5.1616		4.07	72.0%				
PB63 F1		5.7172	1.1062	3.9183		2.81	61.0%				
PB63 G1		6.7400	1.0949	5.9141		4.82	85.4%				
PB63 H1		6.4865	1.0976	3.8639		2.77	51.3%				

TVS : 010008

TOTAL SOLIDS/VOLATILE SOLIDS (TS / TVS) BENCHSHEET

DATE: 6/8/2009 19:47

SOLIDS (dry at 104 (12-24 hr) then combust at 550 (30 min))

ANALYST: CDE/BL

Batch drying time		TS (%) calculated as:						TVS (mg/kg dry wt) calculated as:			
record times as mm/dd/yy hh:mm		Final dry wt (g) = (Dry Wt - Tare Wt)				Final ash wt (g) = (min ash wt - tare wt)				TVS (mg/kg) = [(Dry wt-Ash wt) / (dry weight)] * 1,000,000	
6/8/2009	19:47	6/8/09	18:49	CV-02	CV-02	CV-02	CV-02				
6/9/2009	9:35		10:0001	10.0000	6/8/09 12:38	6/9/09 9:57					
time out		Cal OK!		Cal OK!		Cal OK!					
elapsed hrs = 13.8		Cal OK!		Cal OK!		Cal OK!					
Cal Weight ID		ZnOAc Preserved						ASH WT 550C (grams)		TVS (mg/kg)	
Date & Time		SAMPLE (grams)		TARE WT (grams)		DRY WT 104C (grams)		dry Wt (g)		Ash Wt (g)	
PB63 I1	10.0000	6.3761	1.0762	4.1812	3.11	58.6%					
	record weights to 4 places										
SAMPLE ID	DISH #										

PB35 : 01039

TOTAL SOLIDS/VOLATILE SOLIDS (TS / TVS) BENCHSHEET
 (dry at 104 (12-24 hr) then combust at 550 (30 min))

DATE: 6/8/9 19:47
 ANALYST: CD

Batch drying time
 record times as mm:dd:yy hh:mm
 time in oven 19:47
 time out 9:35
 elapsed hrs = 0.0 < 12 hr

TS (%) calculated as:
 Final dry wt (g) = (Dry Wt - Tare Wt)
 TS = (Final Dry Wt) / (grams Sample-Tare)

TVS (mg/kg dry wt) calculated as:
 Final ash wt (g) = (min ash wt - tare wt)
 TVS (mg/kg) = ((Dry wt-Ash wt) / (dry weight)) * 1,000,000
 if ash wt > dry wt, "Chk for Err"
 if dry wt-ash wt < 0.001 g, "< (1/dry wt) * 1,000,000"

ZnOAc Preserved

SAMPLE ID	DISH #	SAMPLE (grams)	TARE WT (grams)	DRY WT 104C (grams)		dry Wt (g)	TS (%)	ASH WT 550C (grams)		Ash Wt (g)	TVS (mg/kg) (%)
				CV-02	CV-02			1	2		
Blank	31	0	1.1191	1.1192							
BB35 B'	32	6.3699	1.0899	4.3409							
DB B'	33	7.1727	1.1096	4.9241							
TF B'	34	6.9623	1.1058	4.5899							
DI	35	6.9268	1.2227	4.4577							
FI	36	6.1791	1.1096	3.8125							
HI	37	6.3896	1.1610	5.4069							
JI	38	6.6017	1.1009	4.1564							
JJ	39	7.0017	1.0766	4.3340							
LI	40	7.0790	1.0796	4.9503							
NI	41	7.3227	1.1040	4.8738							
PI	42	6.6394	1.1336	4.5115							
RI	43	6.9918	1.0969	4.6551							
Blank	44	6.7810	1.0868	1.0867							
PB4 A'	45	7.8997	1.1353	5.6311							
LA A'	46	6.8145	1.0849	6.3374							
TA A'	47	7.2982	1.1284	5.6144							
B'	48	5.7605	1.1343	5.7153							
C'	49	6.1232	1.1042	4.4159							
D'	50	6.4580	1.0982	5.1551							
E'	51	6.5758	1.0765	3.9650							
FI	52	5.8066	1.0803	4.2920							
GI	53	5.8535	1.0921	4.8236							
HI	54	6.9407	1.0877	4.9994							

6/8/9 OK 44-58 shift down one space
 of this 44-58 shift down one space

TOTAL SOLIDS/VOLATILE SOLIDS (TS / TVS) BENCHSHEET

SOLIDS (dry at 104 (12-24 hr) then combust at 550 (30 min))

DATE: 5/29/09

ANALYST: C. S. A.

SAMPLE ID	DISH #	SAMPLE (grams)	TARE WT (grams)	DRY WT 104C (grams)		dry Wt (g)	TS (%)	ASH WT 550C (grams)		Ash Wt (g)	TVS (mg/kg) (%)
				1	2			1	2		
Blank PB34 J	55	6.2119	1.0777								
J	56	6.2310	1.0851								
K	57	6.8335	1.1032								
L	58	6.4719	1.1270								
M	59	6.2770	1.0943								
N	60	6.7497	1.0650								
O	61	6.4473	1.0938								
Blank	62	0	1.0811								
PB63 A	63	5.5134	1.1204								
OP A	64	6.9129	1.0764								
PA A	65	5.1284	1.0840	1.0991		3.3467					
B	66	5.2432	1.0941	3.3467	2.6794	1.6150					
C	67	6.1975	1.0880	3.3467	2.6794	1.6150					
D	68	5.7536	1.1254	4.9815							
E	69	6.7448	1.0963	5.1616							
F	70	5.7172	1.1062	5.9183							
G	71	6.7400	1.0999	5.9141							
H	72	6.4865	1.0976	3.8639							
I	73	6.3761	1.0762	6.11812							
ZnOAc Preserved											
C. S. A.											
6/2/9 CAC											

TS (%) calculated as:
 Final dry wt (g) = (Dry Wt - Tare Wt)
 TS = (Final Dry Wt / grams Sample-Tare)

TVS (mg/kg dry wt) calculated as:
 Final ash wt (g) = (min ash wt - tare wt)
 TVS (mg/kg) = [(Dry wt-Ash wt) / (dry weight)] * 1,000,000
 if ash wt > dry wt, "Chk for Err"
 if dry wt-ash wt < 0.001 g, "< (1/dry wt) * 1,000,000"

CV-02 CV-02
 CV-02 CV-02

ARI 6053 TS/TVS, Solis
 Rev: 12/14/2001

06/2/9 CAC

PB35: 01041

Original Run Filename: OM_6-9-2009_12-42-50PM.OMN created 6/9/2009 12:42:50 PM
 Original Run Author's Signature: UW
 Current Run Filename: 060909NH3A.omn last modified 6/9/2009 3:06:21 PM
 Description: LACHAT 1
 Standards made from ARI Stock#:0091-10

Sample	Cup No.	Channel 1		Detection Time	MANUAL DILUTION FACTOR
		NH3			
		Conc. (mg N/L)	Area (Vs)		
STD 1.0	S1	1	33.4575	6/9/2009@12:43:53 PM	
STD 0.8	S2	0.8	26.9851	6/9/2009@12:45:04 PM	
STD 0.5	S3	0.5	16.7847	6/9/2009@12:46:15 PM	
STD 0.2	S4	0.2	6.7740	6/9/2009@12:47:25 PM	
STD 0.05	S5	0.05	1.9531	6/9/2009@12:48:36 PM	
STD 0.02	S6	0.02	0.6798	6/9/2009@12:49:47 PM	
STD 0.01	S7	0.01	0.4335	6/9/2009@12:50:58 PM	
BLANK	S8	0	0.3116	6/9/2009@12:52:09 PM	
ICV ERA 04088	9	0.5122	17.2509	6/9/2009@12:53:20 PM	
Known Conc:		0.5			
Calibration:		Table/Fig. 1			
ICB	10	0.0079	0.4250	6/9/2009@12:59:17 PM	
Known Conc:		0			
LOW	11	0.0124	0.5765	6/9/2009@1:05:15 PM	
Known Conc:		0.01			
PREP BLK A	12	-0.0061	-0.0394	6/9/2009@1:11:12 PM	
PREP CHK A	13	10.1488	17.0926	6/9/2009@1:12:23 PM	20.0000
PB35 A1	14	0.2923	9.9165	6/9/2009@1:13:33 PM	
PB35 A1 DUP	15	0.3364	11.3875	6/9/2009@1:14:44 PM	
PB35 A1 TRP	16	0.327	11.0731	6/9/2009@1:15:56 PM	

% R = 102.44

% R = 124

% R = 101.49
 0.4 ml * 1000 ppm / 40 ml

PB35 A1 MS	19	10.3202	17.3785	6/9/2009@1:17:07 PM	20.0000
PB35 C1	20	0.4856	16.3653	6/9/2009@1:18:18 PM	
CCV	17	0.5166	17.3993	6/9/2009@1:19:29 PM	
Known Conc:		0.5			
CCB	18	0.0031	0.2652	6/9/2009@1:25:26 PM	
Known Conc:		0			
PB35 E1	21	0.4813	16.2200	6/9/2009@1:31:24 PM	
PB35 G1	22	0.1193	4.1443	6/9/2009@1:32:36 PM	
PB35 I1	23	0.6787	22.8058	6/9/2009@1:33:47 PM	
PB35 J1	24	0.3935	13.2919	6/9/2009@1:34:59 PM	
PB35 K1	25	0.4054	13.6897	6/9/2009@1:36:09 PM	
PB35 M1	26	0.4571	15.4129	6/9/2009@1:37:21 PM	
PB35 O1	27	0.705	23.6854	6/9/2009@1:38:33 PM	
PB35 Q1	28	0.437	14.7425	6/9/2009@1:39:44 PM	
PB63 A2	29	0.1453	5.0101	6/9/2009@1:40:55 PM	
PB63 B2	30	0.4491	15.1458	6/9/2009@1:42:07 PM	
CCV	17	0.5145	17.3270	6/9/2009@1:43:19 PM	
Known Conc:		0.5			
CCB	18	0.0071	0.3987	6/9/2009@1:49:16 PM	
Known Conc:		0			
PB63 C2	31	0.3781	12.7787	6/9/2009@1:55:14 PM	
PB63 D2	32	0.0681	2.4356	6/9/2009@1:56:27 PM	
PB63 E2	33	0.2897	9.8280	6/9/2009@1:57:38 PM	
PB63 F2	34	0.2785	9.4533	6/9/2009@1:58:49 PM	
PB63 G2	35	0.0464	1.7105	6/9/2009@2:00:00 PM	
PB63 H2	36	4.148	38.4640	6/9/2009@2:01:13 PM	

% R = 100.28
0.4 ml * 1000 ppm / 40 ml

% R = 103.32

% R = 102.9

PB63 I2	37	0.1684	5.7806	6/9/2009@2:02:25 PM	
PREP BLK B	38	-0.0114	-0.2187	6/9/2009@2:03:37 PM	
PREP CHK B	39	10.3924	17.4990	6/9/2009@2:04:49 PM	20.0000
PB44 A2	40	0.4023	13.5835	6/9/2009@2:06:00 PM	
CCV	17	0.5177	17.4346	6/9/2009@2:07:11 PM	
Known Conc:		0.5			
CCB	18	0.0025	0.2463	6/9/2009@2:13:10 PM	
Known Conc:		0			
PB44 A2 DUP	41	0.4411	14.8800	6/9/2009@2:19:08 PM	
PB44 A2 TRP	42	0.4001	13.5108	6/9/2009@2:20:21 PM	
PB44 A2 MS	43	10.549	17.7603	6/9/2009@2:21:33 PM	20.0000
PB63 H2	44	1.1769	19.7960	6/9/2009@2:22:45 PM	2.0000
PREP BLK B	38	-0.0045	0.0129	6/9/2009@2:23:58 PM	
PB44 B2	45	0.5414	18.2269	6/9/2009@2:25:09 PM	
PB44 C2	46	0.5433	18.2897	6/9/2009@2:26:21 PM	
PB44 D2	47	0.039	1.4632	6/9/2009@2:27:34 PM	
PB44 E2	48	0.2827	9.5941	6/9/2009@2:28:46 PM	
PB44 F2	49	0.5052	17.0170	6/9/2009@2:29:59 PM	
CCV	17	0.5171	17.4144	6/9/2009@2:31:10 PM	
Known Conc:		0.5			
CCB	18	0.0068	0.3906	6/9/2009@2:37:07 PM	
Known Conc:		0			
PB44 G2	50	0.0892	3.1389	6/9/2009@2:43:06 PM	
PB44 H2	51	0.0101	0.4991	6/9/2009@2:44:19 PM	
PB44 I2	52	0.0148	0.6562	6/9/2009@2:45:31 PM	
PB44 J2	53	0.2415	8.2214	6/9/2009@2:46:44 PM	

% R = 103.92
0.4 ml * 1000 ppm / 40 ml

% R = 103.54

% R = 101.47
0.4 ml * 1000 ppm / 40 ml

% R = 103.42

PB44 K2	54	0.1537	5.2900	6/9/2009@2:47:56 PM
PB44 L2	55	0.3474	11.7547	6/9/2009@2:49:08 PM
PB44 M2	56	0.5238	17.6393	6/9/2009@2:50:21 PM
PB44 N2	57	0.3385	11.4566	6/9/2009@2:51:34 PM
PB44 O2	58	0.3944	13.3220	6/9/2009@2:52:46 PM
KCL	59	0.002	0.2305	6/9/2009@2:53:58 PM
CCV	17	0.5123	17.2563	6/9/2009@2:55:10 PM
Known Conc:		0.5		
CCB	18	0.0039	0.2921	6/9/2009@3:01:07 PM
Known Conc:		0		

% R = 102.46

Soil Extraction Log

A

Date: 6-8-09

Parameter:

Analyst: W

Extraction Procedure: 4g sample in 40ml 2N KCl, shaken 1 hr, centrifuged + filtered.

Time	Sample ID			Spikes and Standards			Notes & Comments
		Sample Wt (grams)	Extract Vol (mL)	Vol added (mL)	Conc of Std (mg/L)	Conc in Extract (mg/L)	
15:00	P-DLH	—	40				
	P-CHK	—		0.4	1,000	10	ERA 0408P
	PB35A1	4.11					
	A1 dup	4.10					
	A1 top	4.10					
	A1ms	4.29		0.4	1,000	10	ARI 0091-10
	C1	4.13					
	E1	4.18					
	G1	4.05					
	I1	4.15					
	J1	4.28					
	K1	4.22					
	M1	4.22					
	O1	4.17					
	Q1	4.10					
	PB35AZ	4.37					
	R2	4.27					
	C2	4.01					
	D2	4.14					
	E2	4.21					
	F2	4.23					
	G2	4.28					
	H2	4.17					
	I2	4.19					

6-8-09
W

13

Soil Extraction Log

Date: 6-8-09

Parameter:

Analyst: W

Extraction Procedure: 4g in 40 mL 2M KCl, shaken 1 hr, centrifuged + filtered.

Time	Sample ID			Spikes and Standards			Notes & Comments
		Sample Wt (grams)	Extract Vol (mL)	Vol added (mL)	Conc of Std (mg/L)	Conc in Extract (mg/L)	
15:00	Prep Blk	—	4.0				
	Prep CH4	—	—	0.4	1,000	10	ERA 04088
	PR 44 AZ	4.01	—				
	AZ dup	4.42	—				
	AZ top	4.04	—				
	AZ mid	4.26	—	0.4	1,000	10	ARI 0091-10
	BZ	4.22	—				
	CZ	4.29	—				
	DZ	4.09	—				
	EZ	4.22	—				
	FZ	4.07	—				
	GZ	4.24	—				
	HZ	4.08	—				
	IZ	4.08	—				
	JZ	4.16	—				
	KZ	4.28	—				
	LZ	4.11	—				
	MZ	4.03	—				
	NZ	4.27	—				
	OZ	4.09	—				

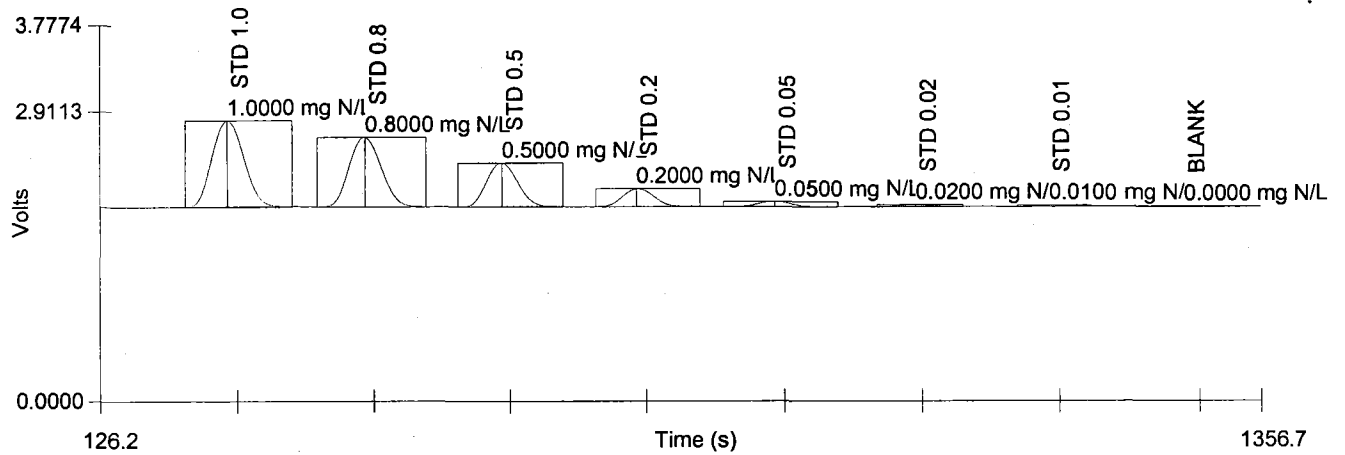
6-8-09
W

Original Run Filename: OM_6-9-2009_12-42-50PM.OMN created 6/9/2009 12:42:50 PM
 Original Run Author's Signature: [Omnion User]
 Current Run Filename: 060909NH3A.omn last modified 6/9/2009 3:06:21 PM
 Current Run Author's Signature: [Omnion User]
 Description: Default New Run

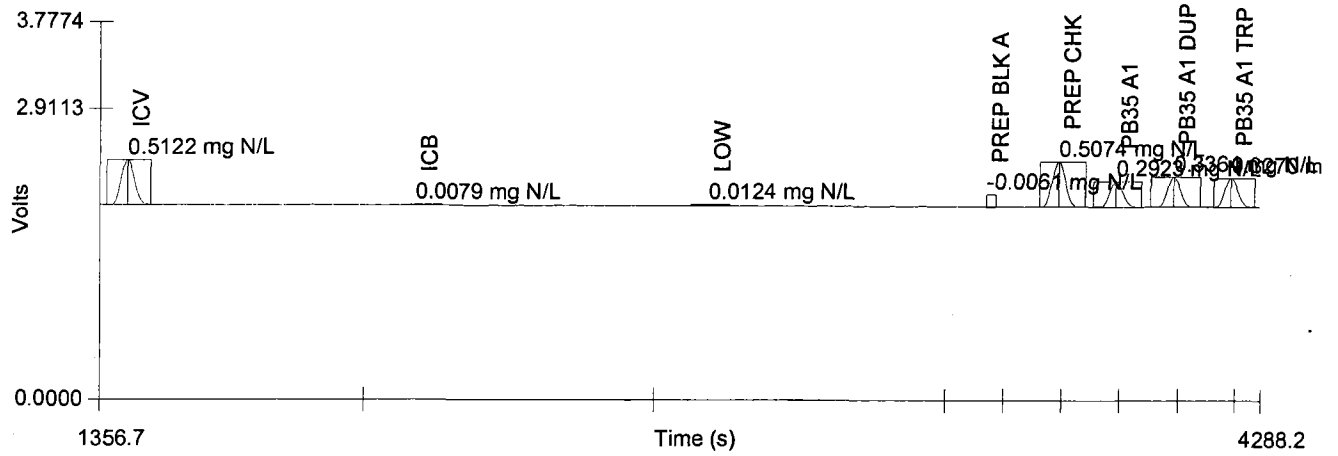
Sample	Cup No.	Channel 1		Detection Time	MDF
		NH3 Conc. (mg N/L)	Area (Vs)		
STD 1.0	S1	1.0000	33.4575	6/9/2009@12:43:53 PM	
STD 0.8	S2	0.8000	26.9851	6/9/2009@12:45:04 PM	
STD 0.5	S3	0.5000	16.7847	6/9/2009@12:46:15 PM	
STD 0.2	S4	0.2000	6.7740	6/9/2009@12:47:25 PM	
STD 0.05	S5	0.0500	1.9531	6/9/2009@12:48:36 PM	
STD 0.02	S6	0.0200	0.6798	6/9/2009@12:49:47 PM	
STD 0.01	S7	0.0100	0.4335	6/9/2009@12:50:58 PM	
BLANK	S8	0.0000	0.3116	6/9/2009@12:52:09 PM	
ICV	9	0.5122	17.2509	6/9/2009@12:53:20 PM	
Known Conc:		0.5000			
Calibration:		Table/Fig. 1			
ICB	10	0.0079	0.4250	6/9/2009@12:59:17 PM	
Known Conc:		0.0000			
LOW	11	0.0124	0.5765	6/9/2009@1:05:15 PM	
Known Conc:		0.0100			
PREP BLK A	12	-0.0061	-0.0394	6/9/2009@1:11:12 PM	
PREP CHK A	13	10.1488	17.0926	6/9/2009@1:12:23 PM	20.00
PB35 A1	14	0.2923	9.9165	6/9/2009@1:13:33 PM	
PB35 A1 DUP	15	0.3364	11.3875	6/9/2009@1:14:44 PM	
PB35 A1 TRP	16	0.3270	11.0731	6/9/2009@1:15:56 PM	
PB35 A1 MS	19	10.3202	17.3785	6/9/2009@1:17:07 PM	20.00
PB35 C1	20	0.4856	16.3653	6/9/2009@1:18:18 PM	
CCV	17	0.5166	17.3993	6/9/2009@1:19:29 PM	
Known Conc:		0.5000			
CCB	18	0.0031	0.2652	6/9/2009@1:25:26 PM	
Known Conc:		0.0000			
PB35 E1	21	0.4813	16.2200	6/9/2009@1:31:24 PM	
PB35 G1	22	0.1193	4.1443	6/9/2009@1:32:36 PM	
PB35 I1	23	0.6787	22.8058	6/9/2009@1:33:47 PM	
PB35 J1	24	0.3935	13.2919	6/9/2009@1:34:59 PM	
PB35 K1	25	0.4054	13.6897	6/9/2009@1:36:09 PM	
PB35 M1	26	0.4571	15.4129	6/9/2009@1:37:21 PM	
PB35 O1	27	0.7050	23.6854	6/9/2009@1:38:33 PM	
PB35 Q1	28	0.4370	14.7425	6/9/2009@1:39:44 PM	
PB63 A2	29	0.1453	5.0101	6/9/2009@1:40:55 PM	
PB63 B2	30	0.4491	15.1458	6/9/2009@1:42:07 PM	
CCV	17	0.5145	17.3270	6/9/2009@1:43:19 PM	
Known Conc:		0.5000			
CCB	18	0.0071	0.3987	6/9/2009@1:49:16 PM	
Known Conc:		0.0000			
PB63 C2	31	0.3781	12.7787	6/9/2009@1:55:14 PM	
PB63 D2	32	0.0681	2.4356	6/9/2009@1:56:27 PM	
PB63 E2	33	0.2897	9.8280	6/9/2009@1:57:38 PM	
PB63 F2	34	0.2785	9.4533	6/9/2009@1:58:49 PM	
PB63 G2	35	0.0464	1.7105	6/9/2009@2:00:00 PM	
PB63 H2	36	1.1480	38.4640	6/9/2009@2:01:13 PM	
PB63 I2	37	0.1684	5.7806	6/9/2009@2:02:25 PM	
PREP BLK B	38	-0.0114	-0.2187	6/9/2009@2:03:37 PM	
PREP CHK B	39	10.3924	17.4990	6/9/2009@2:04:49 PM	20.00
PB44 A2	40	0.4023	13.5835	6/9/2009@2:06:00 PM	
CCV	17	0.5177	17.4346	6/9/2009@2:07:11 PM	
Known Conc:		0.5000			
CCB	18	0.0025	0.2463	6/9/2009@2:13:10 PM	
Known Conc:		0.0000			
PB44 A2 DUP	41	0.4411	14.8800	6/9/2009@2:19:08 PM	
PB44 A2 TRP	42	0.4001	13.5108	6/9/2009@2:20:21 PM	
PB44 A2 MS	43	10.5490	17.7603	6/9/2009@2:21:33 PM	20.00
PB63 H2	44	1.1769	19.7960	6/9/2009@2:22:45 PM	2.00

PREP BLK B	38	-0.0045	0.0129	6/9/2009@2:23:58 PM
PB44 B2	45	0.5414	18.2269	6/9/2009@2:25:09 PM
PB44 C2	46	0.5433	18.2897	6/9/2009@2:26:21 PM
PB44 D2	47	0.0390	1.4632	6/9/2009@2:27:34 PM
PB44 E2	48	0.2827	9.5941	6/9/2009@2:28:46 PM
PB44 F2	49	0.5052	17.0170	6/9/2009@2:29:59 PM
CCV	17	0.5171	17.4144	6/9/2009@2:31:10 PM
	Known Conc:	0.5000		
CCB	18	0.0068	0.3906	6/9/2009@2:37:07 PM
	Known Conc:	0.0000		
PB44 G2	50	0.0892	3.1389	6/9/2009@2:43:06 PM
PB44 H2	51	0.0101	0.4991	6/9/2009@2:44:19 PM
PB44 I2	52	0.0148	0.6562	6/9/2009@2:45:31 PM
PB44 J2	53	0.2415	8.2214	6/9/2009@2:46:44 PM
PB44 K2	54	0.1537	5.2900	6/9/2009@2:47:56 PM
PB44 L2	55	0.3474	11.7547	6/9/2009@2:49:08 PM
PB44 M2	56	0.5238	17.6393	6/9/2009@2:50:21 PM
PB44 N2	57	0.3385	11.4566	6/9/2009@2:51:34 PM
PB44 O2	58	0.3944	13.3220	6/9/2009@2:52:46 PM
KCL	59	0.0020	0.2305	6/9/2009@2:53:58 PM
CCV	17	0.5123	17.2563	6/9/2009@2:55:10 PM
	Known Conc:	0.5000		
CCB	18	0.0039	0.2921	6/9/2009@3:01:07 PM
	Known Conc:	0.0000		

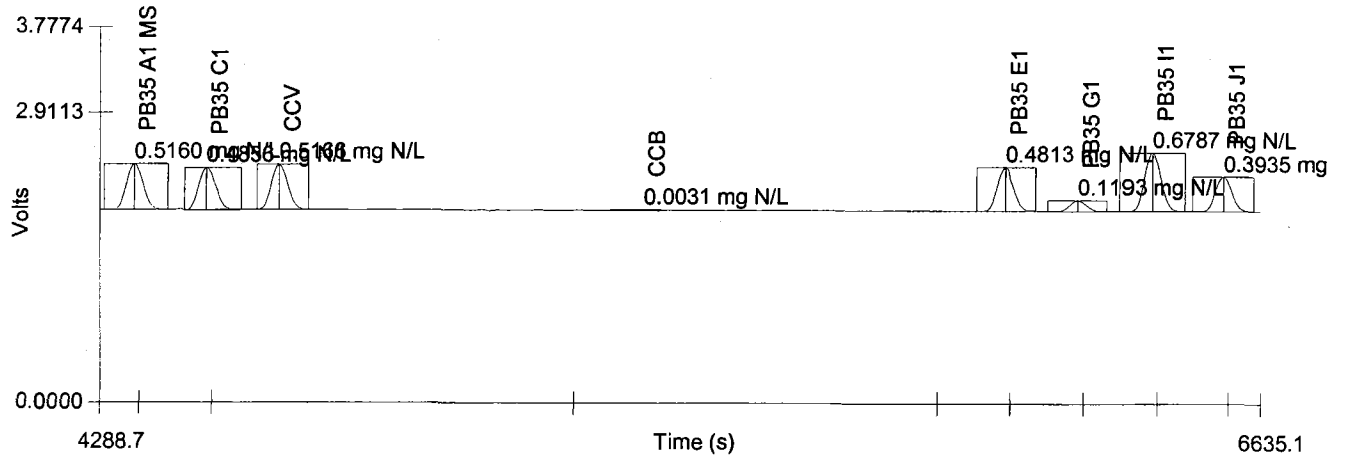
Channel 1: Set 1 of 9



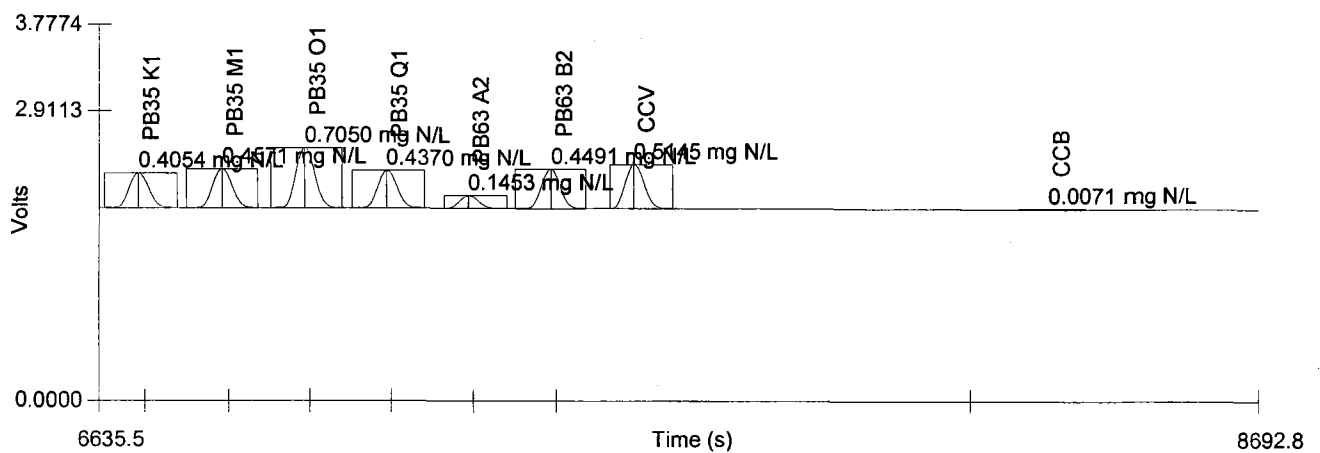
Channel 1: Set 2 of 9



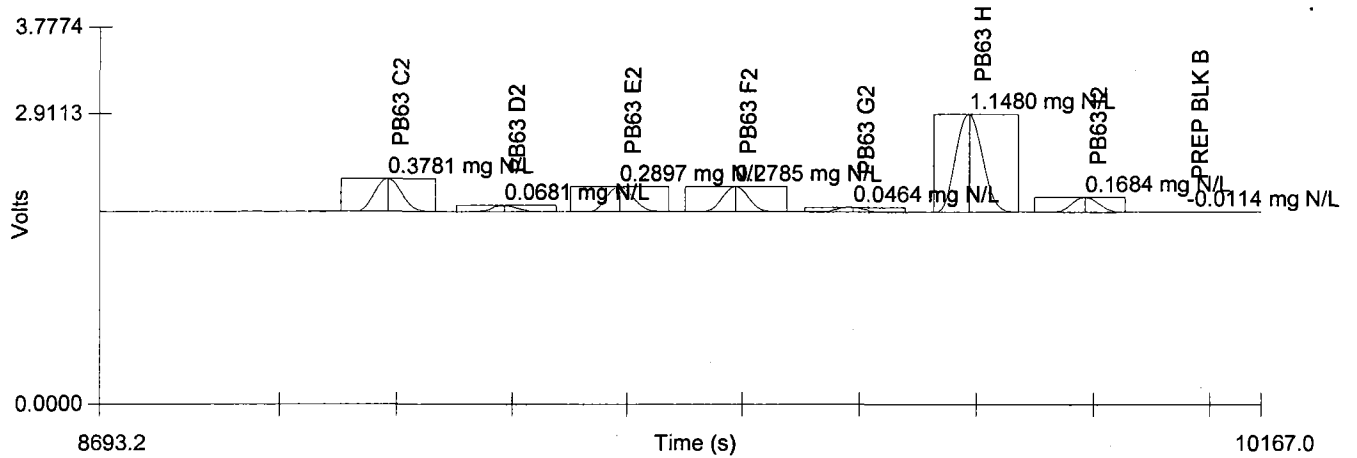
Channel 1: Set 3 of 9



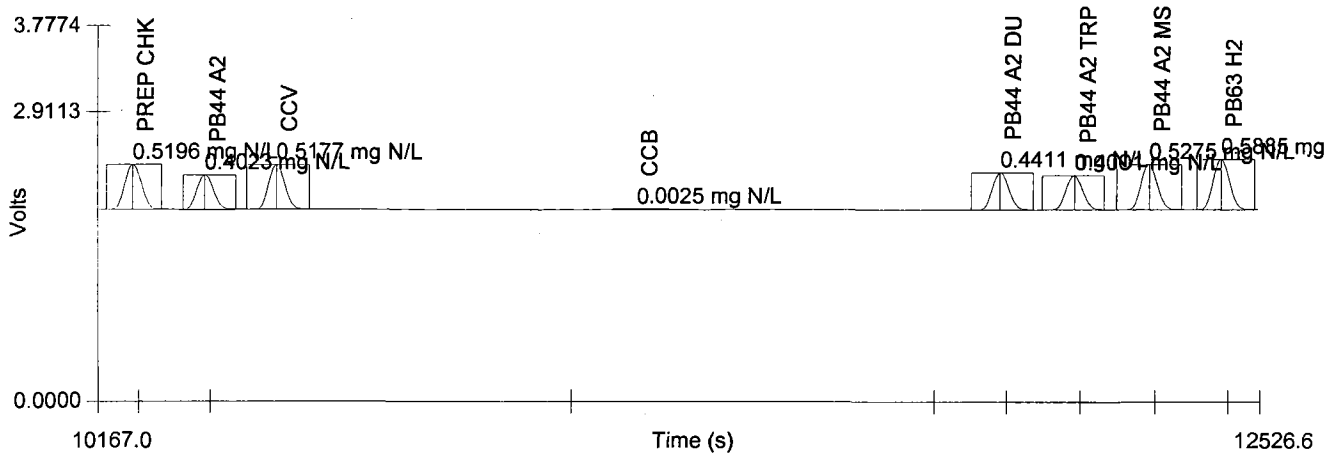
Channel 1: Set 4 of 9



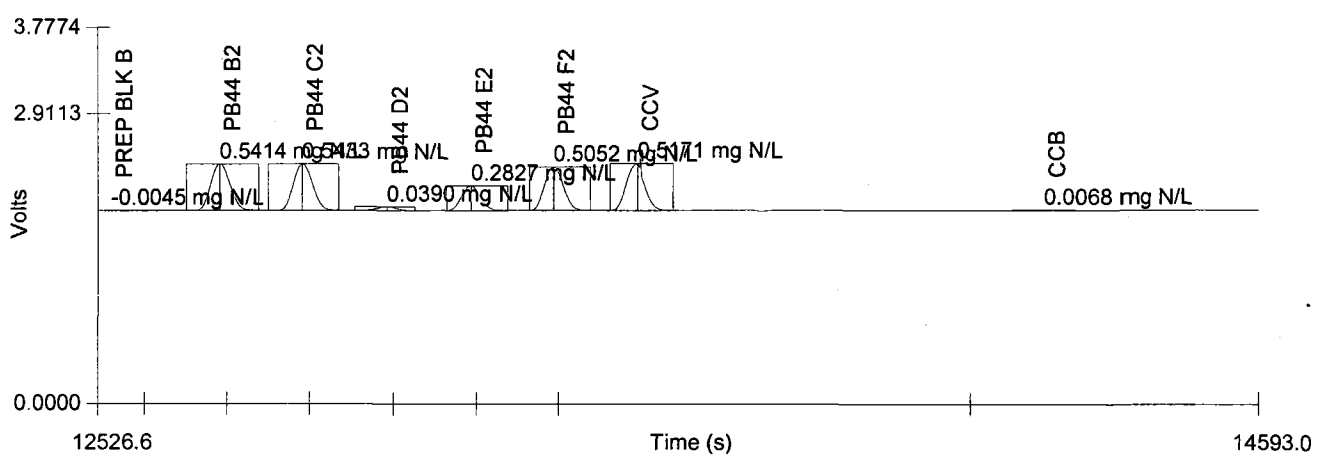
Channel 1: Set 5 of 9



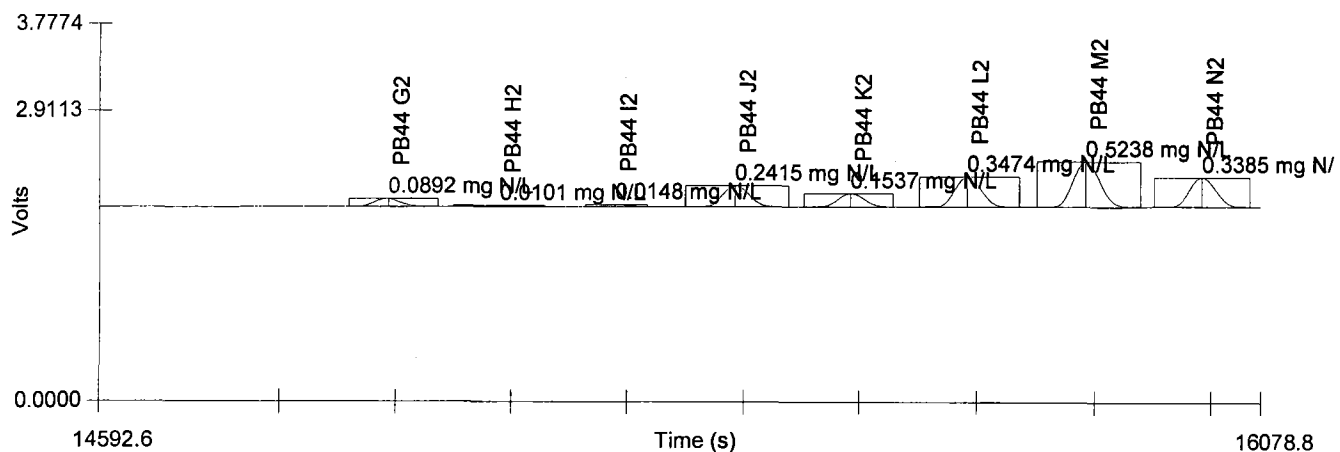
Channel 1: Set 6 of 9



Channel 1: Set 7 of 9



Channel 1: Set 8 of 9



Channel 1: Set 9 of 9

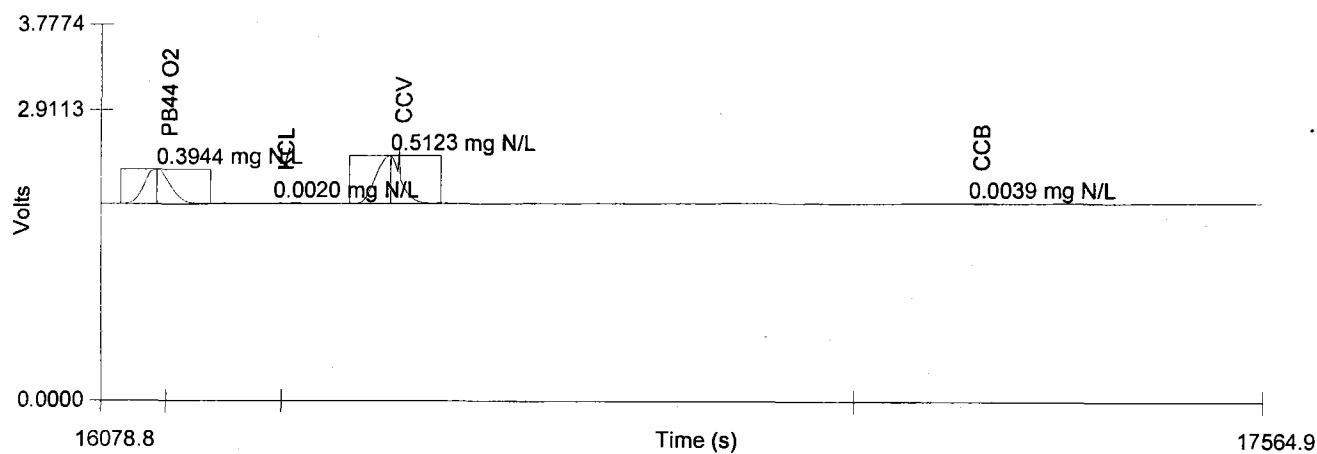
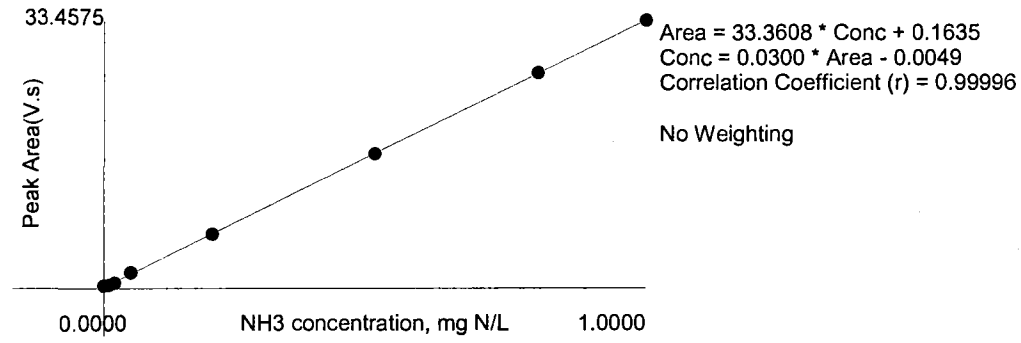


Table 1: NH3

	Conc. (mg N/L)	Rep	Peak Area (Volt-s)	Peak Height (Volts)	% Residual	Detection Date	Detection Time
1	1.0000	1	33.4575	0.8633	0.2	6/9/2009	12:43:53 PM
2	0.8000	1	26.9851	0.6955	-0.5	6/9/2009	12:45:04 PM
3	0.5000	1	16.7847	0.4394	0.4	6/9/2009	12:46:15 PM
4	0.2000	1	6.7740	0.1795	0.9	6/9/2009	12:47:25 PM
5	0.0500	1	1.9531	0.0507	-6.6	6/9/2009	12:48:36 PM
6	0.0200	1	0.6798	0.0193	18.2	6/9/2009	12:49:47 PM
7	0.0100	1	0.4335	0.0132	12.8	6/9/2009	12:50:58 PM
8	0.0000	1	0.3116	0.0057		6/9/2009	12:52:09 PM

Figure 1: NH3



W
6-9-09

SULFIDE BENCHSHEET (Spectrophotometric, EPA 376.2)		Date Time	Analyst
Soils, sediments and solid phase samples		Distillation	AF
		Finish	AF
If distilled, specify Procedure: <u>PSEP</u>			
1. Standardization of sodium thiosulfate titrant		Buret used for titrations: _____	
Thiosulfate ID: <u>6925C</u>			
Bi-iodate ID: <u>0086-10</u>			
Stock bi-iodate = <u>0.8125</u> grams to <u>1000</u> mL		mL bi-iodate =	
Normality = <u>0.025</u>		mL thiosulfate =	
<i>Normality thiosulfate = (mL bi-iodate*normbio) / mL thiosulfate =</i>			
		<i>Titration of bi-iodate with thiosulfate</i>	
		3.000	3.000
		3.05	3.05
		0.025	0.025
		0.025	0.025
2. Normality of Iodine		<i>Titration of Iodine with thiosulfate</i>	
Iodine ID: <u>6886C</u>		mL iodine =	
		mL thiosulfate =	
<i>Normality iodine = (mL thiosulfate*nthio) / mL iodine =</i>			
		3.000	3.000
		3.000	2.900
		0.025	0.024
		0.024	0.024
3. Standardization of Sodium Sulfide Stock		<i>Titration of standard with thiosulfate</i>	
Stock ID = <u>0094-03</u>		mL Standard =	
Approx conc in 100ml		mL iodine =	
g Na2S = <u>0.5007</u> mg/mL = <u>0.668</u>		mL thiosulfate =	
<i>Sulfide (mg/mL) = {(mL iodine*ni)-(mL thio *nthio)}/16 / mL standard =</i>			
		1.00	1.00
		3.00	3.00
		1.45	1.45
		0.584	0.584
		0.584	0.584
Intermediate Standard			
Add	<u>10.7</u> mL stk to	<u>250</u>	mL 0.01M NaOH = <u>0.025</u> mg/mL
4. Calibration Standard Curve		spectrophotometer used: _____	
Inter Std Volume (mL)	Final Volume (mL)	Calc Conc (mg S/L)	Absorbance @650 nm
			1
			2
			AVG ABS
			mg/L
0.00	50	0.000	0.000
0.10	50	0.050	0.029
0.25	50	0.125	0.083
0.50	50	0.250	0.147
1.00	50	0.500	0.307
2.00	50	0.999	0.617
Calib Verif Std = 1 ml int to 50 ml ZnOAc= 0.500 mg/l			
Distillation Std = 1 ml stk to 100 = 5.84 mg/l			

SAMPLE DATA

enter dilution as mL final/mL sample									
SAMPLE ID	Distillation Data			Dilution Factor	Spectrophotometric Data		regressed Conc (mg S/L)	CORR CONC (ppm)	SAMPLE DATA
	SAMPLE SIZE	% Solids	TRAP VOLUME (ml)		Abs @ 650 nm	Bkg			
ICB		na	na	1	0.000		0.001	< 0.05	OK
ICV		na	na	1	0.308		0.500	0.500	100%
Distilled samples									
Dist Blk 1	100	100%	100	1	0.000		0.001	< 0.05	OK
Dist Chk 1	100	100%	100	10	0.364		0.591	5.911	101%
Soil Samples	(grams)	% Solids	(mL)		Sample	Bkg	(mg/L)	mg/kg	
PB35-B4	4.772	61.6%	400	4	0.869		1.410	47.956	offscale
PB35-B4 dup	4.899	61.6%	400	4	0.719		1.167	38.656	offscale
PB35-B4 ms	4.729	61.6%	400	20	0.196		0.319	218.817	85.27%
		<i>Spike at 1.00 ml stock to</i>		<u>2.013</u> g dry wt =		<u>200.372</u> mg/kg			
PB35 D1	5.098	57.5%	100	5	0.176		0.286	48.833	
PB35 F1	4.874	51.3%	100	1	0.119		0.194	7.754	
PB35 H1	4.766	81.4%	100	50	0.235		0.382	492.246	
PB35 I1	4.927	55.6%	100	20	0.211		0.343	250.441	
PB35 J1	4.551	55.0%	100	50	0.142		0.231	461.787	
Cal Blk		na	na	1	-0.010		-0.015	< 0.05	OK
CCV		na	na	1	0.297		0.482	0.482	97%
PB35 L1	4.698	64.5%	100	1	0.250		0.406	13.407	
PB35 N1	4.949	60.6%	100	1	0.388		0.630	21.005	
PB35 P1	4.727	61.5%	100	5	0.265		0.431	74.055	

SAMPLE DATA

enter dilution as mL final/mL sample

SAMPLE ID	Distillation Data			Spectrophotometric Data			SAMPLE DATA		
	SAMPLE SIZE	% Solids	TRAP VOLUME (ml)	Dilution Factor	Abs @ 650 nm		regressed Conc (mg S/L)	CORR CONC (ppm)	
					Sample	Bkg			
PB35 R1	4.694	60.9%	100	20	0.152		0.247	173.079	
Dist Blk 2	100	100%	100	1	-0.002		-0.002	< 0.05	OK
Dist Chk 2	100	100%	100	10	0.327		0.531	5.311	91%
PB44 A1	4.359	79.6%	100	1	0.000		0.001	< 1.44	
PB44 A1 dup	4.490	79.6%	100	1	-0.002		-0.002	< 1.398	NA
PB44 A1 ms	4.605	79.6%	100	20	0.166		0.270	147.361	92.54%
Spike at		1.00	ml stock to	3.666	g dry wt =		159.237	mg/kg	
PB44 B1	4.639	74.3%	100	1	0.030		0.050	< 1.45	
Cal Blk		na	na	1	0.000		0.001	< 0.05	OK
CCV		na	na	1	0.278		0.452	0.452	90%
PB44 C1	4.544	71.1%	100	5	0.170		0.277	42.802	
PB44 D1	4.823	80.7%	100	1	0.081		0.132	3.399	
PB44 E1	4.936	53.7%	100	5	0.193		0.314	59.203	
PB44 F1	4.485	58.5%	100	5	0.218		0.354	67.533	
PB44 G1	4.937	79.1%	100	1	-0.004		-0.006	< 1.279	
PB44 H1	5.452	82.4%	100	1	-0.009		-0.014	< 1.112	
PB44 I1	4.793	77.0%	100	1	-0.008		-0.012	< 1.354	
PB44 J1	4.492	69.5%	100	1	0.561		0.910	29.162	
PB44 K1	4.448	49.0%	100	5	0.220		0.358	82.041	
PB44 L1	5.215	49.9%	100	5	0.166		0.270	51.893	
Cal Blk		na	na	1	0.000		0.001	< 0.05	OK
CCV		na	na	1	0.289		0.469	0.469	94%
PB44 M1	5.269	43.8%	100	20	0.230		0.374	323.968	
PB44 N1	4.646	56.4%	100	20	0.130		0.212	161.599	
PB44 O1	4.306	47.8%	100	20	0.208		0.338	328.593	
PB35 B1	4.772	61.6%	100	5	0.196		0.319	54.211	
PB35 B1 dup	4.899	61.6%	100	5	0.171		0.278	46.091	RPD=16.19%
PB35 B1 ms	4.729	61.6%	100	20	0.221		0.359	246.641	96.04%
Spike at		1.00	ml stock to	2.913	g dry wt =		200.372	mg/kg	
Cal Blk		na	na	1	0.000		0.001	< 0.05	OK
CCV		na	na	1	0.284		0.461	0.461	92%

SULFIDE BENCHSHEET (Spectrophotometric, EPA 376.2)		Date Time	Analyst						
Soils, sediments and solid phase samples		Distillation	6-08-09 10:20						
		Finish	6-09-09 13:15						
If distilled, specify Procedure: <u>PSEP</u>									
1. Standardization of sodium thiosulfate titrant		Buret used for titrations: _____							
Thiosulfate ID: <u>6925C</u>									
Bi-iodate ID: <u>0086-10</u>									
Stock bi-iodate = <u>0.8125</u> grams to <u>1000</u> mL		Titration of bi-iodate with thiosulfate							
Normality = <input type="text"/>		mL bi-iodate =	<u>3.00</u> <u>2.000</u> <u>3.00</u> <u>2.000</u> <u>3.00</u> <u>2.000</u>						
Normality thiosulfate = (mL bi-iodate*normbio) / mL thiosulfate =		mL thiosulfate =	<u>3.05</u> <u>3.05</u> <u>3.05</u> nthio						
2. Normality of Iodine		Titration of Iodine with thiosulfate							
Iodine ID: <u>6886C</u>									
		mL iodine =	<u>3.000</u> <u>3.000</u> <u>3.000</u>						
Normality iodine = (mL thiosulfate* nthio) / mL iodine =		mL thiosulfate =	<u>3.00</u> <u>2.90</u> <u>2.90</u> ni						
3. Standardization of Sodium Sulfide Stock		Titration of standard with thiosulfate							
Stock ID = <u>0094-03</u>									
Approx conc in 100ml		mL Standard =							
g Na ₂ S = <u>0.5007</u> mg/mL = <input type="text"/>		<u>1.00</u> <u>1.00</u> <u>1.00</u>							
Sulfide (mg/mL) = ((mL iodine*ni)-(mL thio *nthio))*16 / mL standard =		mL iodine =							
		<u>3.00</u> <u>3.00</u> <u>3.00</u>							
		mL thiosulfate =							
		<u>1.45</u> <u>1.45</u> <u>1.45</u> stkconc (mg/mL)							
Intermediate Standard									
Add <u>10.7</u> mL stk to <u>250</u> mL 0.01M NaOH = <input type="text"/> mg/mL									
4. Calibration Standard Curve		spectrophotometer used: _____							
Inter Std Volume (mL)	Final Volume (mL)	Calc Conc (mg S/L)	Absorbance @650 nm		AVG ABS	mg/L	RegressionData		
			1	2			intercept =	slope =	r =
0.00	50		0.000						
0.10	50		0.029						
0.25	50		0.083						
0.50	50		0.147						
1.00	50		0.307						
2.00	50		0.617						
Calib Verif Std =		0.5	ml int to	50	ml ZnOAc=		mg/l		
Distillation Std =		1	ml stk to	100	=		mg/l		

SAMPLE DATA

enter dilution as mL final/mL sample

SAMPLE ID	Distillation Data			Spectrophotometric Data			SAMPLE DATA	
	SAMPLE SIZE	% Solids	TRAP VOLUME (ml)	Dilution Factor	Abs @ 650 nm		regressed Conc (mg S/L)	CORR CONC (ppm)
					Sample	Bkg		
ICB		na	na	1.00	0.000			
ICV		na	na	1.00	0.308			
Distilled samples								
Dist Blk	100.0	100%	100	1.00	0.000			
Dist Chk	100.0	100%	100	10 1.00	0.364			
Soil Samples	(grams)	% Solids	(mL)		Sample	Bkg	(mg/L)	mg/kg
PB35 B1	4.772	61.6	100	1.00	0.869			
dup B1	4.899		100	1.00	0.719			
spk B1	4.729		100	20 1.00	0.196			
d1	5.098	57.5	100	5 1.00	0.176			
E1	4.874	51.3	100	1.00	0.119			
H1	4.766	81.4	100	50 1.00	0.235			
F1	4.927	55.6	100	20 1.00	0.211			
J1	4.551	55.0	100	50 1.00	0.142			
Cal Blk		na	na	1.00	-0.010			
CCV		na	na	1.00	0.297			
L1	4.698	64.5	100	1.00	0.250			
N1	4.949	60.6	100	1.00	0.388			
P1	4.727	61.5	100	5 1.00	0.265			
R1	4.694	60.9	100	20 1.00	0.152			

SAMPLE DATA

enter dilution as mL final/mL sample

SAMPLE ID	Distillation Data			Spectrophotometric Data			SAMPLE DATA	
	SAMPLE SIZE	% Solids	TRAP VOLUME (ml)	Dilution Factor	Abs @ 650 nm		regressed Conc (mg S/L)	CORR CONC (ppm)
					Sample	Bkg		
Blank 2	100	100	100	1.00	-0.002			
LCS 2	100	100	100	10 1.00	0.327			
PB44 A1	4.359	79.6	100	1.00	0.000			
dup A1	4.490	↓	100	1.00	-0.002			
spk A1	4.605	↓	100	20 1.00	0.166			
↓ B1	4.639	74.3	100	1.00	0.030			
Cal Blk		na	na	1.00	0.000			
CCV		na	na	1.00	0.278 0.278			
c1	4.544	71.1	100	5 1.00	0.081 0.170			
d1	4.823	86.7	100	1.00	0.081			
e1	4.936	53.7	100	5 1.00	0.193			
f1	4.485	58.5	100	5 1.00	0.218			
g1	4.937	79.1	100	1.00	-0.004			
h1	5.452	82.4	100	1.00	-0.009			
i1	4.793	77.0	100	1.00	-0.008			
j1	4.492	69.5	100	1.00	0.561			
k1	4.448	49.0	100	5 1.00	0.220			
↓ l1	5.215	49.9	100	5 1.00	0.166			
Cal Blk		na	na	1.00	0.000			
CCV		na	na	1.00	0.289			
m1	5.269	43.8	100	20 1.00	0.230			
n1	4.646	56.4	100	20 1.00	0.130			
↓ o1	4.306	47.8	100	20 1.00	0.208			
PB35 B1	4.772	61.6	100	5 1.00	0.196			
B1	4.899	↓	100	5 1.00	0.171			
B1	4.729	↓	100	20 1.00	0.221			
CCB			100	1.00	0.284 0.000			
CCV			100	1.00	0.284			
			100	1.00				
			100	1.00				
Cal Blk		na	na	1.00				
CCV		na	na	1.00				



Sulfide Digestion Log

Sample ID	% Solids	% Water	Pretreatment Data				Sample Extraction Data						
			Date	Sample Weight	Extract Method*	Acid	Required pH	mL DI Water	Observed mL acid	Date	Sample Weight	mL Acid Required	mL DI Water Required
Blank			6-8-9	NA	PSEP	(HCl) water	NA	NA	6-8-9	NA	NA	100	100
LCS													
PB36													
dup B1													
spk B1													
d1													
F1													
H1													
I1													
J1													
L1													
N1													
P1													
R1													
Blank 2													
LCS													
PB4													
dup A1													
spk A1													
B1													

* Extract Methods: PSEP = PSEP; 9030A = 9030A Acid Soluble; 9030AI = 9030A acid insoluble; AVS = Acid Volatile; Reactive = SW-846 reactive

Analyst Name: GA

Date: 6-8-09

Time: 10:20

75035: 01050



Analytical Resources, Incorporated
Analytical Chemists and Consultants

Sulfide Digestion Log

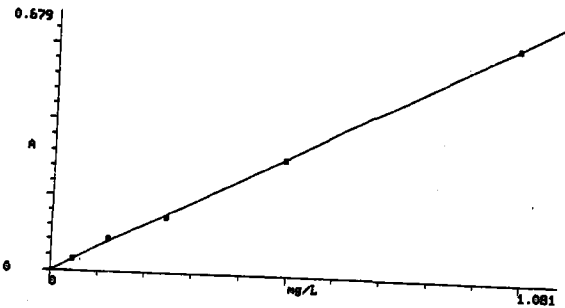
Pretreatment Data				Sample Extraction Data										
Sample ID	% Solids	% Water	Date	Sample Weight	Extract Method*	Acid	Required pH	mL DI Water	Observed mL acid	Date	Sample Weight	mL Acid Required	mL DI Water Required	Trap Volume (mL)
DB44											4.544			
dl											4.823			
El											4.936			
Fl											4.485			
Gl											4.937			
hl											5.452			
il											4.793			
Jl											4.492			
kl											4.448			
Ll											5.215			
Ml											5.269			
Nl											4.646			
Ol											4.366			
LC53											NA		100ml	

* Extract Methods: PSEP = PSEP; 9030A = 9030A Acid Soluble; 9030AI = 9030A acid insoluble; AVS = Acid Volatile; Reactive = SW-846 reactive

Analyst Name: Date: 6-8-09 Time: 10:20

105910 : 010510

Standard Curve 13:10 9Jun09
 Test Name SULFIDE[Saved]
 Date Standards Measured 9Jun09
 Wavelength 650nm
 Ref. Wavelength Correction Off
 Curve Fit Linear
 Number of Standards 6
 Units mg/L
 ID# (0=OFF) Off
 Low/High Limits 0.050/1.000
 Statistics Off
 Auto Print On



Curve Fit Linear
 Slope 0.627
 Intercept -0.000602
 Std Dev 0.005
 Corr Coeff 1.000

Conc. mg/L	Abs 650nm
0.000	0.000
0.049	0.029
0.123	0.083
0.246	0.147
0.491	0.307
0.983	0.617

6-9-09
at

TEST SETUP
GENESYS 10 v2.021 2G2G048006

Advanced A-XT-C 13:38 9Jun09
 Test Name SULFIDE[Saved]
 Measurement Mode Absorbance
 Wavelength 650nm
 Ref. Wavelength Correction Off
 Delay Time (min:sec) 0:00
 ID# (0=OFF) 1
 Low/High Limits 0.000/1.000
 Statistics Off
 Auto Print On

ID#	Abs 650nm
1	0.000

2 0.308

3 0.000

4 0.364

5 0.869

6 0.719

7 0.196

8 0.176

9 0.119

10 0.235

11 0.211

12 0.142

13 -0.010

14 0.297

15 0.250

16 0.388

17 0.265

18 0.152

19 -0.002

20 0.327

21 0.000

22 -0.002

23 0.166

24 0.030

~~25 -0.009~~

~~26 0.265~~

~~27 0.000~~ *ignore
stuck*

~~28 0.260~~

*resend
dev of (dirty blank
cuvette)*

~~29 0.277~~

30 0.000

31 0.278

32 0.170

33 0.081

34 0.193

35 0.218

35 0.218

36 -0.004

37 -0.009

38 -0.008

39 0.561

40 0.220

41 0.166

42 0.000

43 0.289

44 0.230

45 0.130

46 0.208

45 0.130

46 0.208

47 0.196

48 0.171

49 0.221

50 0.000

51 0.284

Geotechnical Analysis

prepared
for

ENVIROMENTAL SCIENCE CORP.

Project: JELD-WEN NORD DOOR

ARI JOB NO: PB35

prepared
by

Analytical Resources, Inc.

Environmental Science Corp.
JELD-WEN NORD DOOR

Apparent Grain Size Distribution Summary
Percent Finer Than Indicated Size

Sample No.	Gravel			Very Coarse Sand	Coarse Sand	Medium Sand	Fine Sand	Very Fine Sand	Silt			Clay		
	3/8"	#4 (4750)	-2.00 #10 (2000)						5.00	6.00	7.00	8.00	9.00	10.00
Phi Size	-3.00	-2.00	-1.00	0.00	1.00	2.00	3.00	4.00	5.00	6.00	7.00	8.00	9.00	10.00
Sieve Size (microns)	3/8"	#4 (4750)	#10 (2000)	#18 (1000)	#35 (500)	#60 (250)	#120 (125)	#230 (63)	31.00	15.60	7.80	3.90	2.00	1.00
3SED12-A	100.00	99.82	99.70	99.37	98.85	97.67	90.01	57.35	31.76	18.68	10.61	7.25	5.22	3.07
	100.00	100.00	99.82	99.55	98.97	97.79	90.71	56.65	30.28	16.76	9.69	6.72	4.86	2.89
	100.00	99.87	99.80	99.37	98.82	97.99	91.50	58.00	31.86	18.77	10.40	7.29	5.11	3.10
3SED1-A	100.00	92.53	85.17	79.50	72.22	60.77	54.89	51.62	42.97	29.57	17.54	7.63	7.55	4.46
3SED1-B	100.00	98.34	94.35	90.10	84.95	78.53	74.02	70.41	58.70	38.37	23.51	15.31	10.59	6.43
3SED1-C	100.00	87.92	84.54	80.24	74.33	66.12	61.23	57.08	47.08	30.03	17.86	11.88	8.48	5.07
3SED2-A	100.00	68.42	58.98	50.56	33.97	12.72	5.29	3.80	3.56	2.82	1.84	1.25	0.88	0.50
3SED2-B	100.00	98.62	94.18	88.84	77.45	53.01	36.64	28.09	21.09	15.14	9.34	6.33	4.32	2.61
3SED2-C	100.00	96.39	93.82	88.70	79.25	62.63	51.96	45.73	37.19	25.96	16.28	10.71	7.66	4.65
3SED11-A	100.00	99.40	99.21	98.98	98.31	96.76	87.06	55.52	32.66	18.68	10.88	7.71	5.49	3.30
3SED11-B	100.00	98.24	98.13	97.73	97.09	95.66	86.86	62.79	38.50	23.01	13.77	8.87	6.44	3.95
3SED12-B	100.00	100.00	99.90	99.23	98.55	97.49	92.05	72.58	46.59	25.59	14.07	9.41	6.82	4.01

Notes to the Testing:

1. Organic matter was not removed prior to testing, thus the reported values are the "apparent" grain size distribution. See narrative for discussion of the testing.

Environmental Science Corp.
JELD-WEN NORD DOOR

Apparent Grain Size Distribution Summary
Percent Retained in Each Size Fraction

Sample No.	Gravel	Very Coarse Sand	Coarse Sand	Medium Sand	Fine Sand	Very Fine Sand	Coarse Silt	Medium Silt	Fine Silt	Very Fine Silt	Clay			Total Fines
											8 to 9	9 to 10	< 10	
Phi Size	> -1	-1 to 0	0 to 1	1 to 2	2 to 3	3 to 4	4 to 5	5 to 6	6 to 7	7 to 8	8 to 9	9 to 10	< 10	<4
Sieve Size (microns)	> #10 (2000)	10 to 18 (2000-1000)	18-35 (1000-500)	35-60 (500-250)	60-120 (250-125)	120-230 (125-62)	62.5-31.0	31.0-15.6	15.6-7.8	7.8-3.9	3.9-2.0	2.0-1.0	<1.0	<230 (<62)
3SED12-A	0.3	0.3	0.5	1.2	7.7	32.7	25.6	13.1	8.1	3.4	2.0	2.1	3.1	57.3
	0.2	0.3	0.6	1.2	7.1	34.1	26.4	13.5	7.1	3.0	1.9	2.0	2.9	56.6
	0.2	0.4	0.6	0.8	6.5	33.5	26.1	13.1	8.4	3.1	2.2	2.0	3.1	58.0
3SED1-A	14.8	5.7	7.3	11.4	5.9	3.3	8.7	13.4	12.0	9.9	0.1	3.1	4.5	51.6
3SED1-B	5.7	4.3	5.2	6.4	4.5	3.6	11.7	20.3	14.9	8.2	4.7	4.2	6.4	70.4
3SED1-C	15.5	4.3	5.9	8.2	4.9	4.1	10.0	17.0	12.2	6.0	3.4	3.4	5.1	57.1
3SED2-A	41.0	8.4	16.6	21.3	7.4	1.5	0.2	0.7	1.0	0.6	0.4	0.4	0.5	3.8
3SED2-B	5.8	5.3	11.4	24.4	16.4	8.6	7.0	5.9	5.8	3.0	2.0	1.7	2.6	28.1
3SED2-C	6.2	5.1	9.4	16.6	10.7	6.2	8.5	11.2	9.7	5.6	3.1	3.0	4.6	45.7
3SED11-A	0.8	0.2	0.7	1.5	9.7	31.5	22.9	14.0	7.8	3.2	2.2	2.2	3.3	55.5
3SED11-B	1.9	0.4	0.6	1.4	8.8	24.1	24.3	15.5	9.2	4.9	2.4	2.5	4.0	62.8
3SED12-B	0.1	0.7	0.7	1.1	5.4	19.5	26.0	21.0	11.5	4.7	2.6	2.8	4.0	72.6

Notes to the Testing:

1. Organic matter was not removed prior to testing, thus the reported values are the "apparent" grain size distribution. See narrative for discussion of the testing.

QA SUMMARY

Client:	Environmental Science Corp.	Client Project No.:	JELD-WEN NORD DOOR
ARI Trip. Sample ID:	PB35 O	Batch No.:	PB35-1
Client Trip. Sample ID:	3SED12-A	Page:	1 of 1

Sample ID	Relative Standard Deviation, By Phi Size													
	-3	-2	-1	0	1	2	3	4	5	6	7	8	9	10
3SED12-A	100.0	99.8	99.7	99.4	98.9	97.7	90.0	57.3	31.8	18.7	10.6	7.2	5.2	3.1
	100.0	100.0	99.8	99.6	99.0	97.8	90.7	56.6	30.3	16.8	9.7	6.7	4.9	2.9
	100.0	99.9	99.8	99.4	98.8	98.0	91.5	58.0	31.9	18.8	10.4	7.3	5.1	3.1
AVE	NA	99.90	99.78	99.43	98.88	97.81	90.74	57.33	31.30	18.07	10.23	7.09	5.06	3.02
STDEV	NA	0.09	0.07	0.11	0.08	0.16	0.75	0.68	0.88	1.14	0.48	0.31	0.18	0.11
%RSD	NA	0.09	0.07	0.11	0.08	0.16	0.82	1.18	2.82	6.29	4.71	4.44	3.58	3.69

The Triplicate Applies To The Following Samples

Client ID	Date Sampled	Date Extracted	Date Complete	QA Ratio (95-105)	Data Qualifiers	Pipette Portion (5.0-25.0g)
3SED12-A	6/3/2009	6/15/2009	6/19/2009	104.4		22.4
	6/3/2009	6/15/2009	6/19/2009	95.9		21.9
	6/3/2009	6/15/2009	6/19/2009	102.7		22.2
3SED1-A	6/3/2009	6/15/2009	6/19/2009	97.1		23.4
3SED1-B	6/3/2009	6/15/2009	6/19/2009	101.2		19.8
3SED1-C	6/3/2009	6/15/2009	6/19/2009	97.2		16.4
3SED2-A	6/3/2009	6/15/2009	6/19/2009	99.5		4.8
3SED2-B	6/3/2009	6/15/2009	6/19/2009	101.6		13.5
3SED2-C	6/3/2009	6/15/2009	6/19/2009	101.6		19.9
3SED11-A	6/3/2009	6/17/2009	6/19/2009	102.1		19.1
3SED11-B	6/3/2009	6/15/2009	6/19/2009	101.1		23.4
3SED12-B	6/3/2009	6/15/2009	6/19/2009	102.1		19.1

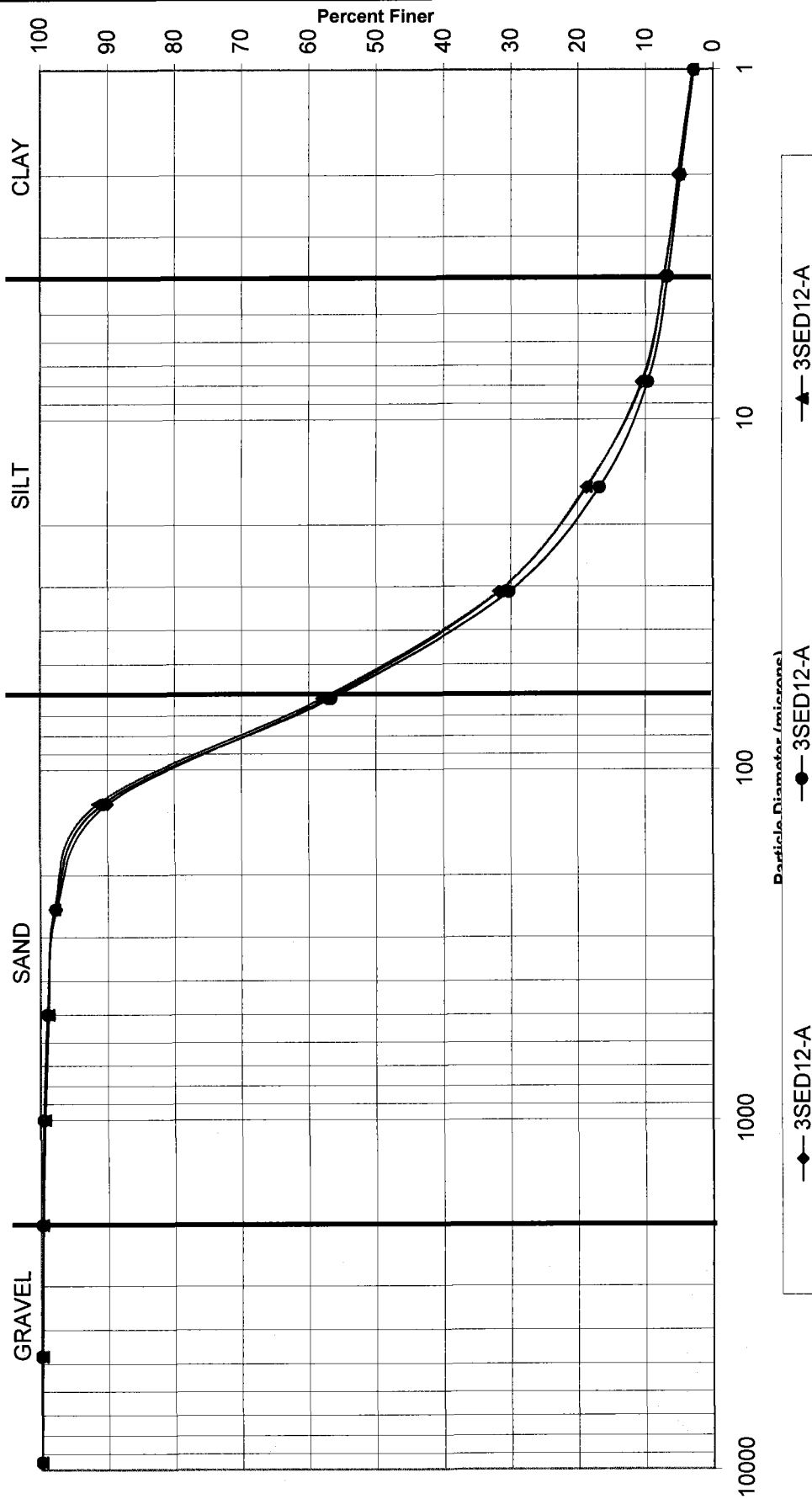
* ARI Internal QA limits = 95-105%

Notes to the Testing:

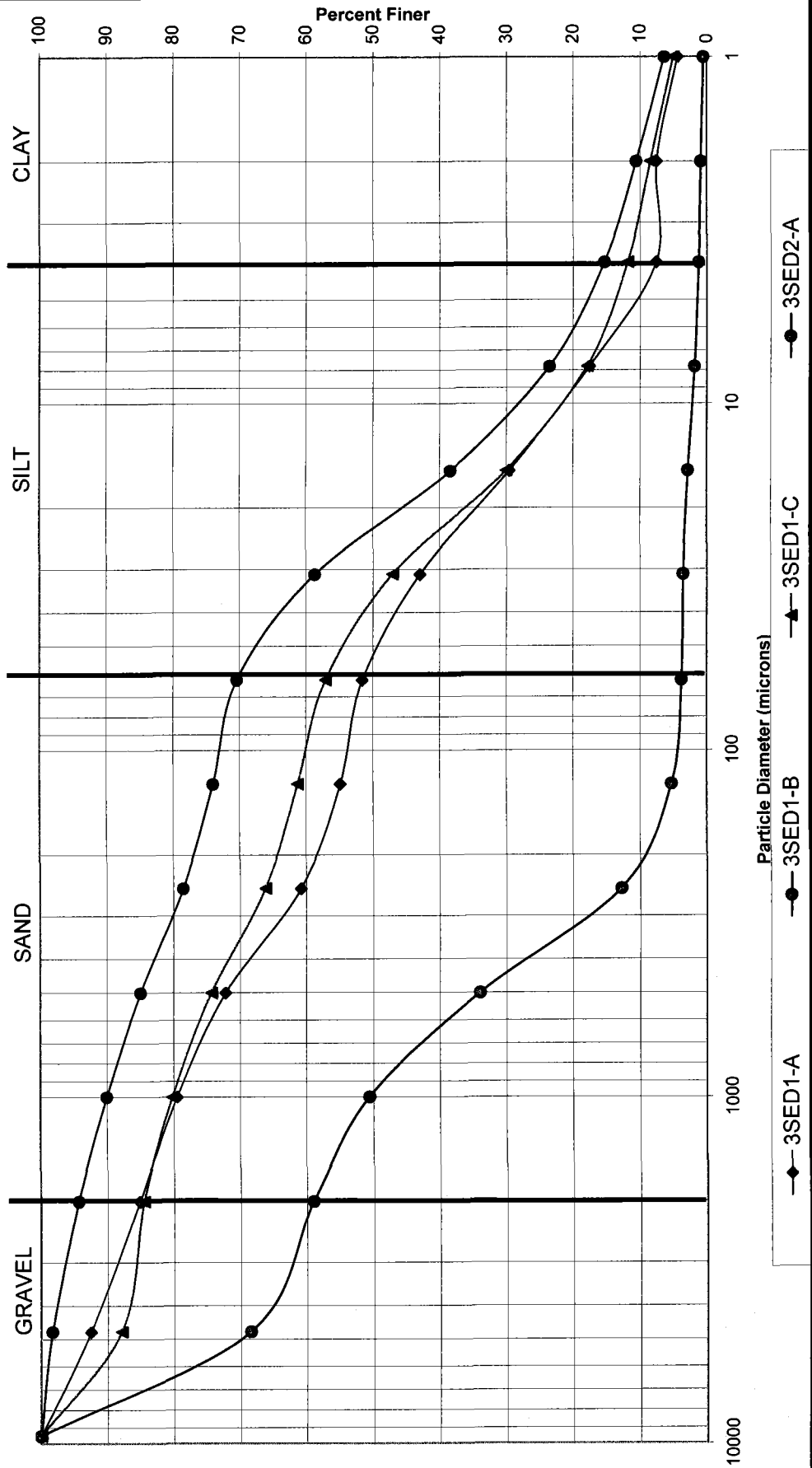
1. Organic matter was not removed prior to testing, thus the reported values are the "apparent" grain size distribution. See narrative for discussion of the testing.

PSEP Grain Size Distribution

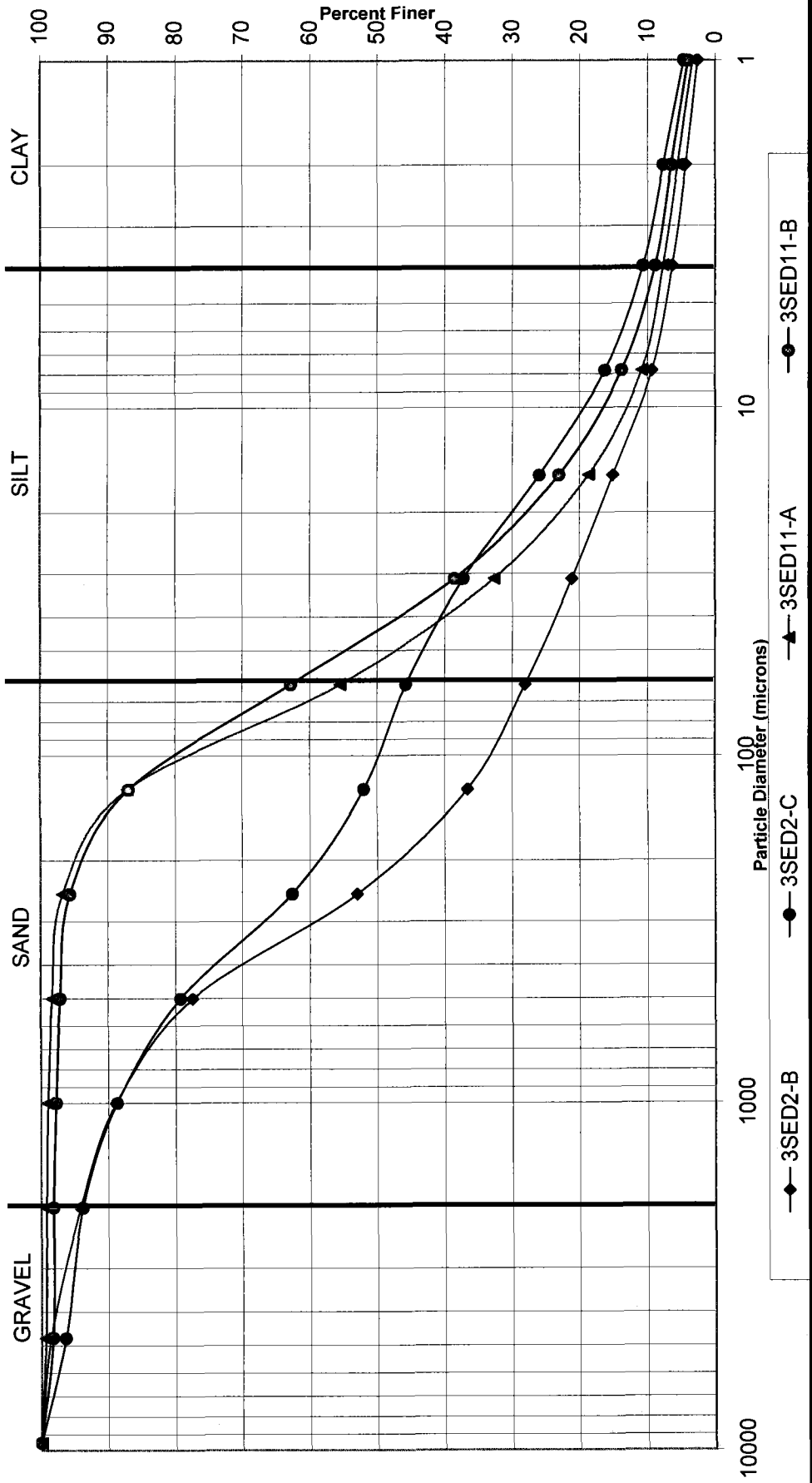
Triplicate Sample Plot



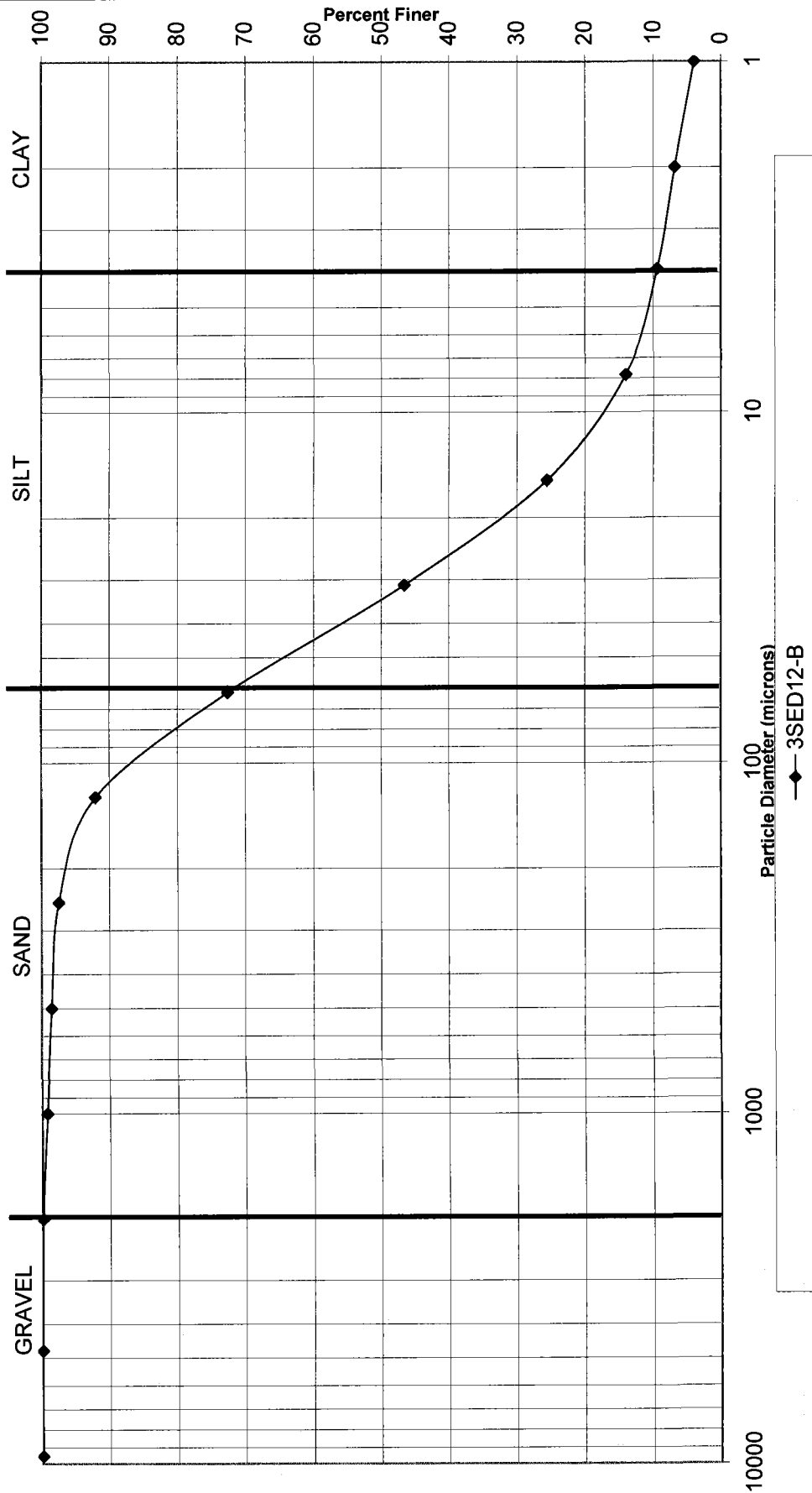
PSEP Grain Size Distribution



PSEP Grain Size Distribution



PSEP Grain Size Distribution



PSEP GRAIN SIZE ANALYSIS

Job No. PR35 ARI Sample No. 0-1 Client Sample No. 3SE012-A
 Set-up Date: 6-15-09 Sample Description: Clayey Silty Sand
 Calgon Batch # 201 Sieve Set # 1 Date Sieved: 6/16/09

SOLIDS CONTENT

Moisture Content		Initials <u>BL</u>
Container No.	<u>119</u>	
Tare Weight	<u>1.5547</u>	
Wet Weight + Tare	<u>27.2463</u>	
Dry Weight + Tare	<u>18.4146</u>	

Test Sample		Initials <u>BL</u>
Container No.	<u>119</u>	
Tare Weight	<u>49.9732</u>	
Wet Weight + Tare	<u>109.5676</u>	
Dry Weight + Tare	<u>71.7400</u>	

SIEVE ANALYSIS

Sieve Analysis		Initials <u>AR</u>
Sieve Size	Weight Retained	
Tare	<u>49.9868</u>	
4	<u>50.0577</u>	
10	<u>50.1035</u>	
18	<u>50.2317</u>	
35	<u>50.4360</u>	
60	<u>50.8990</u>	
120	<u>53.8951</u>	
230	<u>66.6676</u>	
PAN	<u>5.0083</u>	

PIPETTE ANALYSIS

PIPETTE ANALYSIS		Initials <u>F1/AR</u>	TIME
Tare ID	Tare Wt	Dry Wt & Tare	
0-1-1	<u>1.5207</u>	<u>1.9483</u>	10:20:00
0-1-2	<u>1.5548</u>	<u>1.8045</u>	10:20:20
0-1-3	<u>1.5520</u>	<u>1.7037</u>	10:21:46
0-1-4	<u>1.5577</u>	<u>1.6489</u>	10:27:05
0-1-5	<u>1.5662</u>	<u>1.6322</u>	10:48:18
0-1-6	<u>1.5591</u>	<u>1.6099</u>	12:13:00
0-1-7	<u>1.5467</u>	<u>1.5814</u>	15:46:00
			8:56:00

6/18/2009	Correction
Temp:23	Wt.
	+ Dry Sample
	Correction (x 50)

PSEP GRAIN SIZE ANALYSIS

Job No. PB35 ARI Sample No. 0-2 Client Sample No. 332 Drz A

Set-up Date: 6.15.09 Sample Description: _____

Calgon Batch # 201 Sieve Set # 2 Date Sieved: 6/16/09

SOLIDS CONTENT

Moisture Content	Initials <u>BR</u>
Container No.	<u>128</u>
Tare Weight	<u>1.5583</u>
Wet Weight + Tare	<u>28.6482</u>
Dry Weight + Tare	<u>19.3286</u>

Test Sample	Initials <u>BR</u>
Container No.	<u>128</u>
Tare Weight	<u>50.7623</u>
Wet Weight + Tare	<u>109.6884</u>
Dry Weight + Tare	<u>73.0658</u>

SIEVE ANALYSIS

Sieve Size	Weight Retained
Tare	<u>50.7748</u>
4	<u>50.7748</u>
10	<u>50.8428</u>
18	<u>50.9473</u>
35	<u>51.1721</u>
60	<u>51.6288</u>
120	<u>54.3639</u>
230	<u>67.5320</u>
PAN	<u>5.4500</u>

PIPETTE ANALYSIS

Tare ID	Tare Wt	Dry Wt & Tare	TIME
0-2-1	<u>1.5104</u>	<u>1.9064</u>	10:24:00
0-2-2	<u>1.5117</u>	<u>1.7675</u>	10:24:20
0-2-3	<u>1.5164</u>	<u>1.6632</u>	10:25:46
0-2-4	<u>1.5129</u>	<u>1.6027</u>	10:31:05
0-2-5	<u>1.5136</u>	<u>1.5795</u>	10:52:18
0-2-6	<u>1.5185</u>	<u>1.5694</u>	12:17:00
0-2-7	<u>1.5184</u>	<u>1.5534</u>	15:50:00
			9:00:00

Salt Correction

6/18/2009	Wt.	
Temp:23	+ Dry Sample	
	Correction (x 50)	

1.5191 2.0019

PSEP GRAIN SIZE ANALYSIS

Job No. PB35 ARI Sample No. 0.3 Client Sample No. 332D12.A

Set-up Date: 6.15.09 Sample Description: _____

Calgon Batch # 201 Sieve Set # 1 Date Sieved: 6/16/09

SOLIDS CONTENT

Moisture Content	Initials <u>BL</u>
Container No.	<u>133</u>
Tare Weight	<u>1.5289</u>
Wet Weight + Tare	<u>27.5528</u>
Dry Weight + Tare	<u>14.6391</u>

Test Sample	Initials <u>BL</u>
Container No.	<u>133</u>
Tare Weight	<u>49.8794</u>
Wet Weight + Tare	<u>108.2105</u>
Dry Weight + Tare	<u>71.3102</u>

SIEVE ANALYSIS

Initials AR

Sieve Size	Weight Retained
Tare	<u>49.8924</u>
4	<u>49.9420</u>
10	<u>49.9684</u>
18	<u>50.1343</u>
35	<u>50.3463</u>
60	<u>50.6647</u>
120	<u>53.1522</u>
230	<u>65.9992</u>
PAN	<u>5.2454</u>

PIPETTE ANALYSIS

Initials FI/AR

Tare ID	Tare Wt	Dry Wt & Tare	TIME
			10:28:00
<u>0-3-1</u>	<u>1.5285</u>	<u>1.9646</u>	10:28:20
<u>0-3-2</u>	<u>1.5125</u>	<u>1.7620</u>	10:29:46
<u>0-3-3</u>	<u>1.5203</u>	<u>1.6721</u>	10:35:05
<u>0-3-4</u>	<u>1.5152</u>	<u>1.6045</u>	10:56:18
<u>0-3-5</u>	<u>1.5217</u>	<u>1.5878</u>	12:21:00
<u>0-3-6</u>	<u>1.5067</u>	<u>1.5565</u>	15:54:00
<u>0-3-7</u>	<u>1.5088</u>	<u>1.5436</u>	9:04:00

6/18/2009	Correction	
	vt.	
Temp:23	Dry Sample	
	Correction (x 50)	

PSEP GRAIN SIZE ANALYSIS

Job No. PB35 ARI Sample No. A Client Sample No. 35ED1A
 Set-up Date: 6.15.09 Sample Description: Carey Silt Sand, Gravel
 Calgon Batch # 201 Sieve Set # 2 Date Sieved: 6/16/09

SOLIDS CONTENT

Moisture Content		Initials <u>AR</u>
Container No.	<u>142</u>	
Tare Weight	<u>1.5199</u>	
Wet Weight + Tare	<u>40.8150</u>	
Dry Weight + Tare	<u>26.1817</u>	

Test Sample		Initials <u>AR</u>
Container No.	<u>142</u>	
Tare Weight	<u>50.7393</u>	
Wet Weight + Tare	<u>123.0715</u>	
Dry Weight + Tare	<u>73.6847</u>	

SIEVE ANALYSIS

Sieve Analysis		Initials <u>AR</u>
Sieve Size	Weight Retained	
Tare	<u>50.7634</u>	
4	<u>54.1536</u>	
10	<u>57.4966</u>	
18	<u>60.0681</u>	
35	<u>63.3751</u>	
60	<u>68.5717</u>	
120	<u>71.2414</u>	
230	<u>72.7280</u>	
PAN	<u>0.8956</u>	

PIPETTE ANALYSIS

PIPETTE ANALYSIS		Initials <u>AR</u>	TIME
Tare ID	Tare Wt	Dry Wt & Tare	
A-1	<u>1.5052</u>	<u>2.0128</u>	10:32:00
A-2	<u>1.5329</u>	<u>1.9464</u>	10:32:20
A-3	<u>1.5253</u>	<u>1.8135</u>	10:33:46
A-4	<u>1.5642</u>	<u>1.7399</u>	10:39:05
A-5	<u>1.5595</u>	<u>1.6725</u>	11:00:18
A-6	<u>1.5435</u>	<u>1.6258</u>	12:25:00
A-7	<u>1.5312</u>	<u>1.5846</u>	15:58:00
			9:08:00

6/18/2009	Correction
Temp: 23	Nt.
	Dry Sample
	Correction (x 50)

PSEP GRAIN SIZE ANALYSIS

Job No. PB35 ARI Sample No. C Client Sample No. 33ED1-B
 Set-up Date: 6.15.09 Sample Description: Capey Silty Sand, Clams
 Calgon Batch # 201 Sieve Set # 1 Date Sieved: 6/16/09

SOLIDS CONTENT

Moisture Content		Initials <u>CB</u>
Container No.		<u>150</u>
Tare Weight		<u>1.5874</u>
Wet Weight + Tare		<u>27.9324</u>
Dry Weight + Tare		<u>16.4226</u>

Test Sample		Initials <u>CB</u>
Container No.		<u>150</u>
Tare Weight		<u>49.9707</u>
Wet Weight + Tare		<u>99.6647</u>
Dry Weight + Tare		<u>58.8639</u>

SIEVE ANALYSIS

Sieve Analysis		Initials <u>AR</u>
Sieve Size	Weight Retained	
Tare	<u>49.9795</u>	
4	<u>50.4477</u>	
10	<u>51.5728</u>	
18	<u>52.7713</u>	
35	<u>54.2237</u>	
60	<u>56.0337</u>	
120	<u>57.3055</u>	
230	<u>58.3240</u>	
PAN	<u>0.5048</u>	

PIPETTE ANALYSIS

PIPETTE ANALYSIS		Initials <u>F/AR</u>	
Tare ID	Tare Wt	Dry Wt & Tare	TIME
C-1	<u>1.5353</u>	<u>1.9374</u>	11:12:00
C-2	<u>1.5322</u>	<u>1.8710^F</u>	11:12:20
C-3	<u>1.5446</u>	<u>1.7701</u>	11:13:46
C-4	<u>1.5375</u>	<u>1.6802</u>	11:19:05
C-5	<u>1.5437</u>	<u>1.6407</u>	11:40:18
C-6	<u>1.5551</u>	<u>1.6278</u>	13:05:00
C-7	<u>1.5454</u>	<u>1.5929</u>	16:38:00
			9:48:00

Salt Correction	
6/18/2009	Wt.
Temp: 23	+ Dry Sample
	Correction (x 50)

PSEP GRAIN SIZE ANALYSIS

Job No. PB35 ARI Sample No. 2 Client Sample No. 33ED1.C
 Set-up Date: 6-15-09 Sample Description: Clayey Silty Sand, Gravel
 Calgon Batch # 201 Sieve Set # 2 Date Sieved: 6/16/09

SOLIDS CONTENT

Moisture Content		Initials <u>AR</u>
Container No.	<u>160</u>	
Tare Weight	<u>1.5269</u>	
Wet Weight + Tare	<u>43.0990</u>	
Dry Weight + Tare	<u>24.9761</u>	

Test Sample		Initials <u>AR</u>
Container No.	<u>160</u>	
Tare Weight	<u>50.8567</u>	
Wet Weight + Tare	<u>101.7840</u>	
Dry Weight + Tare	<u>63.5425</u>	

SIEVE ANALYSIS

Sieve Analysis		Initials <u>AR</u>
Sieve Size	Weight Retained	
Tare	<u>50.6693</u>	
4	<u>54.1518</u>	
10	<u>55.1292</u>	
18	<u>56.3690</u>	
35	<u>58.0709</u>	
60	<u>60.4392</u>	
120	<u>61.8511</u>	
230	<u>63.0462</u>	
PAN	<u>0.4678</u>	

PIPETTE ANALYSIS

PIPETTE ANALYSIS		Initials <u>FI/AR</u>	
Tare ID	Tare Wt	Dry Wt & Tare	TIME
E-1	<u>1.5465</u>	<u>1.9042</u>	10:40:00
E-2	<u>1.5489</u>	<u>1.8400</u>	10:40:20
E-3	<u>1.5472</u>	<u>1.7371</u>	10:41:46
E-4	<u>1.5369</u>	<u>1.6546</u>	10:47:05
E-5	<u>1.5245</u>	<u>1.6067</u>	11:08:18
E-6	<u>1.5270</u>	<u>1.5890</u>	12:33:00
E-7	<u>1.5557</u>	<u>1.5975</u>	16:06:00
			9:16:00

Salt Correction	
6/18/2009	Temp:23
	TIME
	Dry Sample
	Correction (x 50)

PSEP GRAIN SIZE ANALYSIS

Job No. PB35 ARI Sample No. G Client Sample No. 33E02-A
 Set-up Date: 6-15-09 Sample Description: Gravelly Sand
 Calgon Batch # 201 Sieve Set # 1 Date Sieved: 6/17/09

SOLIDS CONTENT

Moisture Content		Initials <u>AR</u>
Container No.	<u>184</u>	
Tare Weight	<u>1.5246</u>	
Wet Weight + Tare	<u>40.0296</u>	
Dry Weight + Tare	<u>34.1128</u>	

SIEVE ANALYSIS

Initials AR

Sieve Size	AR Weight Retained
Tare	<u>50.2300</u>
4	<u>90.4456</u>
10	<u>102.4706</u>
18	<u>113.1908</u>
35	<u>134.3087</u>
60	<u>161.3760</u>
120	<u>170.8333</u>
230	<u>172.7326</u>
PAN	<u>0.5678</u>

4.8

Test Sample		Initials <u>AR</u>
Container No.	<u>184</u>	
Tare Weight	<u>50.2037</u>	
Wet Weight + Tare	<u>200.6624</u>	
Dry Weight + Tare	<u>173.3596</u>	

6/18/2009	Correction	Wt.
Temp:23	+ Dry Sample	
TIME	Correction (x 50)	

PIPETTE ANALYSIS

Initials F/AR

Tare ID	Tare Wt	Dry Wt & Tare	TIME
G-1	<u>1.5649</u>	<u>1.68648</u>	10:44:00
G-2	<u>1.5432</u>	<u>1.6461</u>	10:44:20
G-3	<u>1.5750</u>	<u>1.6589</u>	10:45:46
G-4	<u>1.5745</u>	<u>1.6333</u>	10:51:05
G-5	<u>1.5693</u>	<u>1.6130</u>	11:12:18
G-6	<u>1.5489</u>	<u>1.5830</u>	12:37:00
G-7	<u>1.5599</u>	<u>1.5845</u>	16:10:00
			9:20:00

PSEP GRAIN SIZE ANALYSIS

Job No. PB35 ARI Sample No. I Client Sample No. 33202B
 Set-up Date: 6.15.09 Sample Description: Clayey Silty Sand, Gravel
 Calgon Batch # 201 Sieve Set # 2 Date Sieved: 6/17/09

SOLIDS CONTENT

Moisture Content		Initials <u>BL</u>
Container No.	<u>186</u>	
Tare Weight	<u>1.5261</u>	
Wet Weight + Tare	<u>37.1495</u>	
Dry Weight + Tare	<u>24.6169</u>	

Test Sample		Initials <u>BL</u>
Container No.	<u>186</u>	
Tare Weight	<u>50.9230</u>	
Wet Weight + Tare	<u>124.9527</u>	
Dry Weight + Tare	<u>86.3146</u>	

SIEVE ANALYSIS

Sieve Analysis		Initials <u>AR</u>
Sieve Size	Weight Retained	
Tare	<u>50.9356</u>	
4	<u>51.5982</u>	
10	<u>53.7298</u>	
18	<u>56.2900</u>	
35	<u>61.7551</u>	
60	<u>73.4846</u>	
120	<u>81.3386</u>	
230	<u>85.4427</u>	
PAN	<u>0.9335</u>	

PIPETTE ANALYSIS

PIPETTE ANALYSIS		Initials <u>F/AR</u>	
Tare ID	Tare Wt	Dry Wt & Tare	TIME
I-1	<u>1.5602</u>	<u>1.8263</u>	10:48:00
I-2	<u>1.5539</u>	<u>1.7648</u>	10:48:20
I-3	<u>1.5465</u>	<u>1.7012</u>	10:49:46
I-4	<u>1.5497</u>	<u>1.6500⁴⁹⁶ M</u>	10:55:05
I-5	<u>1.5422</u>	<u>1.6137</u>	11:16:18
I-6	<u>1.5605</u>	<u>1.6130</u>	12:41:00
I-7	<u>1.5624</u>	<u>1.5987</u>	16:14:00
			9:24:00

Salt Correction

6/18/2009	Wt.	
Temp: 23	+ Dry Sample	
	Correction (x 50)	

PSEP GRAIN SIZE ANALYSIS

Job No. PB35 ARI Sample No. J Client Sample No. 33802.C
 Set-up Date: 6.15.09 Sample Description: Peat, Wood, Gravel
 Calgon Batch # 201 Sieve Set # 1 Date Sieved: 6/17/09

SOLIDS CONTENT

Moisture Content		Initials <u>AR</u>
Container No.	<u>170</u>	
Tare Weight	<u>1.5227</u>	
Wet Weight + Tare	<u>37.1843</u>	
Dry Weight + Tare	<u>23.5871</u>	

Test Sample		Initials <u>AR</u>
Container No.	<u>170</u>	
Tare Weight	<u>49.4980</u>	
Wet Weight + Tare	<u>119.8852</u>	
Dry Weight + Tare	<u>74.2981</u>	

SIEVE ANALYSIS

Sieve Analysis		Initials <u>AR</u>
Sieve Size	Weight Retained	
Tare	<u>49.5204</u>	
4	<u>51.0925</u>	
10	<u>52.2133</u>	
18	<u>54.4428</u>	
35	<u>58.5578</u>	
60	<u>65.7940</u>	
120	<u>70.4413</u>	
230	<u>73.1543</u>	
PAN	<u>1.2940</u>	

PIPETTE ANALYSIS

PIPETTE ANALYSIS		Initials <u>F1/AR</u>	
Tare ID	Tare Wt	Dry Wt & Tare	TIME
J-1	<u>1.5118</u>	<u>1.9080</u>	10:52:00
J-2	<u>1.5075</u>	<u>1.8380</u>	10:52:20
J-3	<u>1.5103</u>	<u>1.7445</u>	10:53:46
J-4	<u>1.5524</u>	<u>1.7086</u>	10:59:05
J-5	<u>1.5490</u>	<u>1.6525</u>	11:20:18
J-6	<u>1.5502</u>	<u>1.6275</u>	12:45:00
J-7	<u>1.5519</u>	<u>1.6034</u>	16:18:00
			9:28:00

6/18/2009	Salt Correction
Temp:23	Nt.
	- Dry Sample
	Correction (x 50)

PSEP GRAIN SIZE ANALYSIS

Job No. PB35 ARI Sample No. K Client Sample No. 3SEDI1.A

Set-up Date: 6.17.09 Sample Description: Silly Sand

Calgon Batch # _____ Sieve Set # 2 Date Sieved: _____

SOLIDS CONTENT

Moisture Content	Initials <u>BL</u>
Container No.	<u>101</u>
Tare Weight	<u>1.5428</u>
Wet Weight + Tare	<u>23.8449</u>
Dry Weight + Tare	<u>16.3298</u>

Test Sample	Initials <u>BL</u>
Container No.	<u>101</u>
Tare Weight	<u>50.3352</u>
Wet Weight + Tare	<u>102.3568</u>
Dry Weight + Tare	<u>689.4109</u>

FB

SIEVE ANALYSIS

Sieve Size	Weight Retained
Tare	<u>50.3504</u>
4	<u>50.5563</u>
10	<u>50.6217</u>
18	<u>50.7026</u>
35	<u>50.9340</u>
60	<u>51.4677</u>
120	<u>54.8123</u>
230	<u>65.6923</u>
PAN	<u>3.7199</u>

PIPETTE ANALYSIS

Tare ID	Tare Wt	Dry Wt & Tare	TIME
<u>k-1</u>	<u>1.5448</u>	<u>1.9254</u>	<u>10:56:00</u>
<u>k-2</u>	<u>1.5408</u>	<u>1.7732</u>	<u>10:56:20</u>
<u>k-3</u>	<u>1.5327</u>	<u>1.6706</u>	<u>10:57:46</u>
<u>k-4</u>	<u>1.5338</u>	<u>1.6190</u>	<u>11:03:05</u>
<u>k-5</u>	<u>1.5373</u>	<u>1.6011</u>	<u>11:24:18</u>
<u>k-6</u>	<u>1.5316</u>	<u>1.5804</u>	<u>12:49:00</u>
<u>k-7</u>	<u>1.5328</u>	<u>1.5668</u>	<u>16:22:00</u>
			<u>9:32:00</u>

6/18/2009	Correction	
	e Wt.	
Temp:23	e + Dry Sample	
	t Correction (x 50)	

PSEP GRAIN SIZE ANALYSIS

Job No. PB35 ARI Sample No. M Client Sample No. 352011-B
 Set-up Date: 6.15.09 Sample Description: Clayey Silty Sand, Wood
 Calgon Batch # 201 Sieve Set # 1 Date Sieved: 6/17/09

SOLIDS CONTENT

Moisture Content		Initials <u>BR</u>
Container No.	<u>176</u>	
Tare Weight	<u>1.5084</u>	
Wet Weight + Tare	<u>39.1584</u>	
Dry Weight + Tare	<u>25.2573</u>	

Test Sample		Initials <u>BR</u>
Container No.	<u>176</u>	
Tare Weight	<u>50.3392</u>	
Wet Weight + Tare	<u>109.3593</u>	
Dry Weight + Tare	<u>68.3089</u>	

SIEVE ANALYSIS

Sieve Analysis		Initials <u>AR</u>
Sieve Size	Weight Retained	
Tare	<u>50.3496</u>	
4	<u>51.0063</u>	
10	<u>51.0454</u>	
18	<u>51.1947</u>	
35	<u>51.4330</u>	
60	<u>51.9652</u>	
120	<u>55.2402</u>	
230	<u>64.2035</u>	
PAN	<u>4.1411</u>	

PIPETTE ANALYSIS

PIPETTE ANALYSIS		Initials <u>FI/AR</u>	TIME
Tare ID	Tare Wt	Dry Wt & Tare	
M-1	<u>1.5508</u>	<u>2.0221</u>	11:00:00
M-2	<u>1.5553</u>	<u>1.8506</u>	11:00:20
M-3	<u>1.54879</u>	<u>1.7291</u>	11:01:46
M-4	<u>1.5519</u>	<u>1.6650</u>	11:07:05
M-5	<u>1.5481</u>	<u>1.6251</u>	11:28:18
M-6	<u>1.5477</u>	<u>1.6068</u>	12:53:00
M-7	<u>1.5516</u>	<u>1.5924</u>	16:26:00
			9:36:00

6/18/2009

Temp: 23

TIME

Wt Correction

re Wt.

re + Dry Sample

Wt Correction (x 50)

PSEP GRAIN SIZE ANALYSIS

Job No. PB35 ARI Sample No. Q Client Sample No. 352D12.B
 Set-up Date: 6.17.09 Sample Description: Silly Sand
 Calgon Batch # _____ Sieve Set # 1 Date Sieved: _____

SOLIDS CONTENT

Moisture Content	Initials <u>PL</u>
Container No.	<u>203</u>
Tare Weight	<u>1.5568</u>
Wet Weight + Tare	<u>27.4234</u>
Dry Weight + Tare	<u>17.2431</u>

Test Sample	Initials <u>PL</u>
Container No.	<u>203</u>
Tare Weight	<u>49.8662</u>
Wet Weight + Tare	<u>93.1972</u>
Dry Weight + Tare	<u>59.6377</u>

SIEVE ANALYSIS
Initials _____

Sieve Size	Weight Retained
Tare	<u>49.8756</u>
4	
10	<u>49.9016</u>
18	<u>50.0774</u>
35	<u>50.2575</u>
60	<u>50.5355</u>
120	<u>51.9640</u>
230	<u>57.0810</u>
PAN	<u>2.5715</u>

f3

PIPETTE ANALYSIS
Initials F/A

Tare ID	Tare Wt	Dry Wt & Tare	TIME
			11:04:00
<u>Q-1</u>	<u>1.5764</u>	<u>1.9587</u>	11:04:20
<u>Q-2</u>	<u>1.5395</u>	<u>1.7910</u>	11:05:46
<u>Q-3</u>	<u>1.5296</u>	<u>1.6730</u>	11:11:05
<u>Q-4</u>	<u>1.5164</u>	<u>1.6005</u>	11:32:18
<u>Q-5</u>	<u>1.5091</u>	<u>1.5692</u>	12:57:00
<u>Q-6</u>	<u>1.5290</u>	<u>1.5758</u>	16:30:00
<u>Q-7</u>	<u>1.5051</u>	<u>1.5374</u>	9:40:00

6/18/2009	Salt Correction
Temp:23	Tare Wt.
	Tare + Dry Sample
	Salt Correction (x 50)



Analytical Resources, Incorporated
Analytical Chemists and Consultants

June 24, 2009

Jarred Willis
Environmental Science Corp.
12065 Lebanon Road
Mt. Juliet, TN 37122

RE: Project: JELD-WEN Nord Door
ARI Job No: PB44

Dear Mr. Willis:

Please find enclosed the Chain-of-Custody (COC) records, sample receipt documentation, and the final data package for samples from the project referenced above.

Sample receipt and details of the analyses are discussed in the Case Narrative.

An electronic copy of this data and associated raw data will be kept on file with ARI. Should you have any questions or problems, please feel free to contact me at any time.

Sincerely,

ANALYTICAL RESOURCES, INC.

A handwritten signature in black ink, appearing to read "Cheronne Oreiro", written over the typed name.

Cheronne Oreiro
Project Manager
(206) 695-6214
cheronneo@arilabs.com

Enclosures

cc: Efile PB44

Chain of Custody
Documentation

prepared
for

ENVIROMENTAL SCIENCE CORP.

Project: JELD-WEN NORD DOOR

ARI JOB NO: PB44

prepared
by

Analytical Resources, Inc.

Chain of Custody Record & Laboratory Analysis Request

ARI Assigned Number: **RB44**
 Turn-around Requested: **2** of **2**
 ARI Client Company: **SLR International / Esc** Phone: **503-723-4423**
 Client Contact: **Scott Miller (SLR)** Denis Wells (Esc)
 Client Project Name: **JELD-WEN Nord Door**
 Client Project #:
 Samplers:

Page: **1** of **2**
 Date: **6/04/2009** Ice Present? **Y**
 No. of Coolers: **2** Cooler Temps: **5.6, 5.7**

ANA (SAPA) BNA (SAPA) PCBs (SAPA) Metals (SAPA) TCC/TSS (SAPA) MHS/TVS (SAPA) Slides (SAPA) Grain Size

Sample ID	Date	Time	Matrix	No. Containers	ANA (SAPA)	BNA (SAPA)	PCBs (SAPA)	Metals (SAPA)	TCC/TSS (SAPA)	MHS/TVS (SAPA)	Slides (SAPA)	Grain Size	Notes/Comments
3SED4-A	6/04/09	8:30	sediment	6	X	X	X	X	X	X	X	X	1 Jar ZNOAC Presump
3SED4-B	6/04/09	8:40		6	X	X	X	X	X	X	X		
3SED4-C	6/04/09	8:50		6	X	X	X	X	X	X	X		
3SED3-A		7:20		6	X	X	X	X	X	X	X		
3SED3-B		7:24		6	X	X	X	X	X	X	X		
3SED3-C		7:41		6	X	X	X	X	X	X	X		
3SED6-A		9:26		6	X	X	X	X	X	X	X		
3SED6-B		9:51		6	X	X	X	X	X	X	X		
3SED6-C		10:00		6	X	X	X	X	X	X	X		
Comments/Special Instructions					Relinquished by: (Signature) Chris Kramer	Relinquished by: (Signature) JWR							
					Printed Name: Chris Kramer	Printed Name: Hilka Hujumba							
					Company: SLR	Company: ARI							
	Date & Time: 6/4/09 13:30				Date & Time: 6/4/09 1618								

Limits of Liability: ARI will perform all requested services in accordance with appropriate methodology following ARI Standard Operating Procedures and the ARI Quality Assurance Program. This program meets standards for the industry. The total liability of ARI, its officers, agents, employees, or successors, arising out of or in connection with the requested services, shall not exceed the invoiced amount for said services. The acceptance by the client of a proposal for services by ARI release ARI from any liability in excess thereof, notwithstanding any provision to the contrary in any contract, purchase order or co-signed agreement between ARI and the Client.

Sample Retention Policy: All samples submitted to ARI will be appropriately discarded no sooner than 90 days after receipt or 60 days after submission of hardcopy data, whichever is longer, unless alternate retention schedules have been established by work-order or contract.

Chain of Custody Record & Laboratory Analysis Request

ARI Assigned Number: _____ Turn-around Requested: _____

ARI Client Company: SLR International Phone: _____

Client Contact: _____

Client Project Name: WELD - WEN Nord Pear

Client Project #: _____ Samplers: _____

Page: 2 of 2

Date: 06/04/2009 Ice Present? Y

No. of Coolers: 2 Cooler Temps: 5.6, 5.2

Analytical Resources, Incorporated
 Analytical Chemists and Consultants
 4611 South 134th Place, Suite 100
 Tukwila, WA 98168
 206-695-6200 206-695-6201 (fax)



Sample ID	Date	Time	Matrix	No. Containers	Analysis Requested						Notes/Comments	
					BNA SVCS-SIMS (SAP)	PCBs (SAP)	Metals (SAP)	TOC/TS (SAP)	NH3/TVS	Sulfide (SAP)		Grav Size (SAP)
3SED7-A	06/04/09	10:46	Seiment	6	X	X	X	X	X	X	X	1 jar ZNOR9 reserve
3SED7-B		10:59		6	X	X	X	X	X	X	X	
3SED7-C		11:08		6	X	X	X	X	X	X	X	
3SED9-A		12:13		6	X	X	X	X	X	X	X	
3SED9-B		12:20		6	X	X	X	X	X	X	X	
3SED9-C		11:55	↓	7	X	X	X	X	X	X	X	
Comments/Special Instructions					Relinquished by: (Signature) <u>MR</u> Printed Name: <u>Milka Kulumbo</u> Company: <u>ARI</u>			Received by: (Signature) <u>MR</u> Printed Name: <u>Milka Kulumbo</u> Company: <u>ARI</u>			Date & Time: <u>6/4/09 16:18</u>	

Limits of Liability: ARI will perform all requested services in accordance with appropriate methodology following ARI Standard Operating Procedures and the ARI Quality Assurance Program. This program meets standards for the industry. The total liability of ARI, its officers, agents, employees, or successors, arising out of or in connection with the requested services, shall not exceed the invoiced amount for said services. The acceptance by the client of a proposal for services by ARI release ARI from any liability in excess thereof, not withstanding any provision to the contrary in any contract, purchase order or co-signed agreement between ARI and the Client.

Sample Retention Policy: All samples submitted to ARI will be appropriately discarded no sooner than 90 days after receipt or 60 days after submission of hardcopy data, whichever is longer, unless alternate retention schedules have been established by work-order or contract.

000000000000



Analytical Resources, Incorporated
Analytical Chemists and Consultants

Cooler Receipt Form

ARI Client: SLR International
 COC No(s): _____ (NA)
 Assigned ARI Job No: PB44

Project Name: JEID-WEN
 Delivered by: Fed-Ex UPS Courier Hand Delivered Other: _____
 Tracking No: _____ (NA)

Preliminary Examination Phase:

Were intact, properly signed and dated custody seals attached to the outside of to cooler? YES NO
 Were custody papers included with the cooler? YES NO
 Were custody papers properly filled out (ink, signed, etc.) YES NO
 Temperature of Cooler(s) (°C) (recommended 2.0-6.0 °C for chemistry) 5.6 5.2
 If cooler temperature is out of compliance fill out form 00070F
 Cooler Accepted by: MM Date: 6/4/09 Time: 1018 Temp Gun ID#: 101880
Complete custody forms and attach all shipping documents

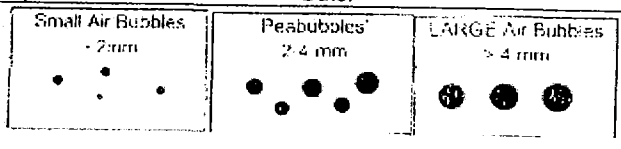
Log-In Phase:

Was a temperature blank included in the cooler? YES NO
 What kind of packing material was used? ... Bubble Wrap Wet Ice Gel Packs Baggies Foam Block Paper Other: _____
 Was sufficient ice used (if appropriate)? NA YES NO
 Were all bottles sealed in individual plastic bags? YES NO
 Did all bottles arrive in good condition (unbroken)? YES NO
 Were all bottle labels complete and legible? YES NO
 Did the number of containers listed on COC match with the number of containers received? YES NO
 Did all bottle labels and tags agree with custody papers? YES NO
 Were all bottles used correct for the requested analyses? YES NO
 Do any of the analyses (bottles) require preservation? (attach preservation sheet, excluding VOCs)... NA YES NO
 Were all VOC vials free of air bubbles? NA YES NO
 Was sufficient amount of sample sent in each bottle? YES NO
 Samples Logged by: AV Date: 6/5/09 Time: 841
**** Notify Project Manager of discrepancies or concerns ****

Sample ID on Bottle	Sample ID on COC	Sample ID on Bottle	Sample ID on COC

Additional Notes, Discrepancies, & Resolutions:

By: _____ Date: _____



Small → "sm"
 Peabubbles → "pb"
 Large → "lg"
 Headspace → "hs"

Case Narrative

prepared
for

ENVIROMENTAL SCIENCE CORP.

Project: JELD-WEN NORD DOOR

ARI JOB NO: PB44

prepared
by

Analytical Resources, Inc.



Case Narrative

Client: Environmental Science Corp.
Project: JELD-WEN Nord Door
Matrix: Sediment
ARI Job No.: PB44

Sample receipt

Fifteen sediment samples were received June 4, 2009, under ARI Job PB44. The cooler temperatures measured by IR thermometer following ARI SOP were 5.2 and 5.6° C. For further details regarding sample receipt, please refer to the Cooler Receipt Form.

Semivolatiles by SW8270

The samples were initially screened to determine if there was a response that would require modification of the extraction process. Based on the screen, extraction weights were reduced for samples 3SED3-A, 3SED3-B, 3SED3-C, and 3SED7-A. The samples and associated laboratory QC were extracted and analyzed within method recommended holding times.

Initial and continuing calibrations were within method requirements. Internal standard areas were within limits.

The surrogate percent recoveries were within control limits.

The method blank was clean at the reporting limits. The LCS percent recoveries were within control limits.

The matrix spike and matrix spike duplicate percent recoveries were within advisory control limits.

SIM Semivolatiles by SW8270

The samples and associated laboratory QC were extracted and analyzed within method recommended holding times.

Initial and continuing calibrations were within method requirements.

The internal standard areas of Perylene-d12 were outside the control limit low for several samples. The samples were re-analyzed at a three fold dilution and the internal standard areas were comparable to the original analysis. Both sets of data have been included in this data package for review. No further corrective action was required.



The internal standard areas of Chrysene-d12 fell outside the control limit low for samples **3SED7-A**, **3SED7-C**, **3SED9-A**, and **3SED9-C**. The samples were re-analyzed at a three fold dilution and the internal standard areas of Chrysene-d12 were within control limits. Both sets of data have been included in this package for review. No further corrective action was required.

The surrogate percent recoveries of d14-p-Terphenyl were outside the control limits high for several samples. The samples were re-analyzed at a dilution and all surrogate percent recoveries were within control limits. Both sets of data have been included in this package for review. No further corrective action was required.

The surrogate percent recovery of d14-p-Terphenyl was outside the control limits high for the matrix spike duplicate of sample **3SED6-B**. No corrective action is required for matrix QC.

The method blank was clean at the reporting limits.

The LCS percent recovery of Benzyl Alcohol fell outside the control limits low for **LCS-060909**. The outlier was allowed as a marginal exceedance. No corrective action was required.

The matrix spike and matrix spike percent recoveries were within advisory control limits.

Aroclor PCBs by 8082

The samples were initially screened to determine if there was a response that would require modification of the extraction process. Based on the screen, no sample modifications were required. The samples and associated laboratory QC were extracted and analyzed within method recommended holding times.

Initial and continuing calibrations were within method requirements. Internal standard areas were within limits.

The surrogate percent recoveries were within control limits.

The method blank was clean at the reporting limit. The LCS percent recoveries were within control limits.

The matrix spike and matrix spike percent recoveries were within advisory control limits.

Total Metals

The samples and associated QC were digested and analyzed within method recommended holding times.



The method blank was clean at the reporting limits. The LCS percent recoveries were within control limits.

The matrix spike percent recoveries were within control limits.

The duplicate RPDs of chromium, lead, and zinc were outside the control limit for sample 3SED4-A. All relevant data have been flagged with an "*" qualifier on the appropriate Form VI's. No further corrective action was required.

Conventional Parameters

The samples and associated laboratory QC were prepared and analyzed within method recommended holding times.

The method blanks were clean at the reporting limits. The LCS percent recoveries were within control limits.

The SRM percent recoveries were within control limits.

The matrix spike percent recoveries and replicate RPDs were within control limits.

Geotechnical Parameters

A laboratory-specific narrative follows.



Client: Environmental Science Corp.


ARI Project No.: PB44

Client Project: JELD-WEN NORD DOOR


Case Narrative

1. Fifteen samples were submitted for grain size analysis according to Puget Sound Estuary Protocol (PSEP) methodology on June 4, 2009.
2. The samples were run in a single batch and one sample from this job, 3SED7-C, was chosen for triplicate analysis. The triplicate data is reported on the QA summary.
3. Samples 3SED7-A, 3SED9-A, 3SED9-B, 3SED9-C and 3SED3-B contained woody or other organic matter, which may have broken down during the sieving process, affecting grain size analysis.
4. Sample 3SED7-C, 3SED4-A, 3SED6-B, 3SED6-C, AND 3SED7-A contained shell fragments.
5. The data is provided in summary tables and plots.
6. There were no other noted anomalies in this project.

Approved by:


Geotechnical Laboratory Manager

Date:





Data Reporting Qualifiers

Effective 12/28/04

Inorganic Data

- U Indicates that the target analyte was not detected at the reported concentration
- * Duplicate RPD is not within established control limits
- B Reported value is less than the CRDL but \geq the Reporting Limit
- N Matrix Spike recovery not within established control limits
- NA Not Applicable, analyte not spiked
- H The natural concentration of the spiked element is so much greater than the concentration spiked that an accurate determination of spike recovery is not possible
- L Analyte concentration is ≤ 5 times the Reporting Limit and the replicate control limit defaults to ± 1 RL instead of the normal 20% RPD

Organic Data

- U Indicates that the target analyte was not detected at the reported concentration
- * Flagged value is not within established control limits
- B Analyte detected in an associated Method Blank at a concentration greater than one-half of ARI's Reporting Limit or 5% of the regulatory limit or 5% of the analyte concentration in the sample.
- J Estimated concentration when the value is less than ARI's established reporting limits
- D The spiked compound was not detected due to sample extract dilution
- NR Spiked compound recovery is not reported due to chromatographic interference
- E Estimated concentration calculated for an analyte response above the valid instrument calibration range. A dilution is required to obtain an accurate quantification of the analyte.
- S Indicates an analyte response that has saturated the detector. The calculated concentration is not valid; a dilution is required to obtain valid quantification of the analyte
- NA The flagged analyte was not analyzed for



- NS The flagged analyte was not spiked into the sample
- M Estimated value for an analyte detected and confirmed by an analyst but with low spectral match parameters. This flag is used only for GC-MS analyses
- M2 The sample contains PCB congeners that do not match any standard Aroclor pattern. The PCBs are identified and quantified as the Aroclor whose pattern most closely matches that of the sample. The reported value is an estimate.
- N The analysis indicates the presence of an analyte for which there is presumptive evidence to make a "tentative identification"
- Y The analyte is not detected at or above the reported concentration. The reporting limit is raised due to chromatographic interference. The Y flag is equivalent to the U flag with a raised reporting limit.
- C The analyte was positively identified on only one of two chromatographic columns. Chromatographic interference prevented a positive identification on the second column
- P The analyte was detected on both chromatographic columns but the quantified values differ by $\geq 40\%$ RPD with no obvious chromatographic interference

Geotechnical Data

- A The total of all fines fractions. This flag is used to report total fines when only sieve analysis is requested and balances total grain size with sample weight.
- F Samples were frozen prior to particle size determination
- SM Sample matrix was not appropriate for the requested analysis. This normally refers to samples contaminated with an organic product that interferes with the sieving process and/or moisture content, porosity and saturation calculations
- SS Sample did not contain the proportion of "fines" required to perform the pipette portion of the grain size analysis
- W Weight of sample in some pipette aliquots was below the level required for accurate weighting

LCS SOLUTIONS

05/15/09

LABESOLN ID	TEST	CONC. UG/ML	SOLVENT	EXP.	
1	1549-3	PCB	20	ACETONE	10/10/09
2#	1472-3	BCOC PEST	10	ACETONE	NA
3	1579-3	PEST	02/04/20	ACETONE	09/23/09
4	1594-2	LOW PEST	0.2/0.4/2	ACETONE	09/23/09
5	1580-2	EPH	1500	MECL2	01/29/10
6	1559-2	PCP	12.5/125	ACETONE	11/05/09
7	1597-2	ABN	100	ACETONE	02/01/10
8	1566-1	TBT	2.5	MECL2	12/04/09
9	1567-3	PORE TBT	.125/.25	MECL2	12/04/09
10	1596-2	ABN ACID	100/200	MEOH	10/21/09
11	1591-1	TPHD	15000	ACETONE	03/26/10
12	1597-3	ABN BASE	200	ACETONE	02/05/10
13	1573-2	LOW PCB	2	ACETONE	10/10/09
14*	1547-1	LOW ABN ACID	10/20	MEOH	04/10/10
15	1591-3	SIM PNA	15/75	MEOH	08/28/09
16*	1502-2	DIOXANE	100	MEOH	02/26/10
17#	1516-2	1248 PCB	20	ACETONE	NA
18	1591-4	LOW SIM PNA	1.5	ACETONE	08/28/09
19	1574-4	AK103	7500	MECL2	12/02/09
20	1572-2	PNA	100	ACETONE	12/26/09
21	1593-3	SKY/BHT	100	MEOH	03/31/10
22	1599-1	HERB	12.5/12500	MEOH	08/18/09
23*	1505-1	LW ABN BASE	20	MEOH	03/20/10
24	1573-4	LOW ABN	10	ACETONE	08/01/09
25#	1481-1	DIPHENYL	100	MEOH	NA
26*	1545-2	OP-PEST	25	MEOH	02/16/10
27#	1495-1	STEROLS	200	MEOH	NA
28	1595-1	ADD. PEST	4	ACETONE	09/15/09
29#	1496-3	DECANES	100	MEOH	NA
30#	1497-2	EDB/DBCP	2	ACETONE	NA
31	1596-1	TERPINEOL	100	MEOH	04/03/10

LCS SOLUTIONS

05/15/09

32	1598-1	GUAIACOL	50-200	ACETONE	04/30/10
33	1522-1	RESIN ACID	250	ACETONE	06/11/09
34	1530-2	CONGENERS	1	ACETONE	07/23/09
35	1601-2	ALKYL PNA A	10	MEOH	04/03/10
36	1601-3	ALKYL PNA B	10	MEOH	05/13/10
50	1571-1	FULL RESIN	250	ACETONE	06/10/09
	*=-REVERIFIED SOLUTION				
	#=-PROJECT SPECIFIC SOLUTION				

SURR SOLUTIONS

05/15/09

LABEL	SOLN ID	TEST	CONC. UG/ML	SOLVENT	EXP.
A	1584-5	ABN	100/150	MEOH	02/18/10
B	1572-1	SIM PNA	15/75	MEOH	08/28/09
C*	1559-1	SIM ABN	25/37.5	MEOH	03/13/10
D	1573-3	LOW PCB	0.2	ACETONE	07/31/09
E*	1478-1	HERB	62.5	MEOH	09/21/09
F	1574-3	PCP	12.5	ACETONE	01/06/10
G*	1534-1	1,4DIOXANE	100	MEOH	02/26/10
H	1594-1	OP-PEST	25	MEOH	04/01/10
I	1559-4	LOW S. PNA	1.5	MEOH	08/28/09
J	1566-5	TBT-PORE	0.125	MECL2	12/04/09
K	1538-1	MED PCB	20	ACETONE	07/31/09
L	1584-4	TBT	2.5	MECL2	12/04/09
M	1578-1	EPH	1500	MECL2	12/09/09
N	1538-2	PCB	2	ACETONE	07/31/09
O	1567-4	TPH	450	MECL2	09/24/09
P	1598-2	HCID	2250	MECL2	01/07/10
Q#	1497-3	EDB	2	ACETONE	NA
R	1521-4	RESIN ACID	250	ACETONE	06/11/09
S	1568-5	PBDE	.25	MEOH	12/11/09
T	1601-1	ALKYL PNA	10	MEOH	11/26/09
U	*=-REVERIFIED SOLUTION				
V	#=-PROJECT SPECIFIC SOLUTION				
W					
X					
Y					
Z					

Data Summary Package

prepared
for

ENVIROMENTAL SCIENCE CORP.

Project: JELD-WEN NORD DOOR

ARI JOB NO: PB44

prepared
by

Analytical Resources, Inc.

SEMIVOLATILE ANALYSIS

ORGANICS ANALYSIS DATA SHEET
PSDDA Semivolatiles by SW8270D GC/MS
 Page 1 of 1

Sample ID: 3SED4-A
SAMPLE

Lab Sample ID: PB44A
 LIMS ID: 09-12787
 Matrix: Sediment
 Data Release Authorized: *AS*
 Reported: 06/17/09

QC Report No: PB44-ENVIRONMENTAL SCIENCE CORP.
 Project: JELD-WEN NORD DOOR
 NA
 Date Sampled: 06/04/09
 Date Received: 06/04/09

Date Extracted: 06/10/09
 Date Analyzed: 06/16/09 14:49
 Instrument/Analyst: NT4/LJR
 GPC Cleanup: Yes

Sample Amount: 26.1 g-dry-wt
 Final Extract Volume: 0.5 mL
 Dilution Factor: 1.00
 Percent Moisture: 17.1%

CAS Number	Analyte	RL	Result
108-95-2	Phenol	19	41
541-73-1	1,3-Dichlorobenzene	19	< 19 U
106-46-7	1,4-Dichlorobenzene	19	< 19 U
100-51-6	Benzyl Alcohol	19	< 19 U
95-50-1	1,2-Dichlorobenzene	19	< 19 U
95-48-7	2-Methylphenol	19	< 19 U
106-44-5	4-Methylphenol	19	34
67-72-1	Hexachloroethane	19	< 19 U
105-67-9	2,4-Dimethylphenol	19	< 19 U
65-85-0	Benzoic Acid	190	< 190 U
120-82-1	1,2,4-Trichlorobenzene	19	< 19 U
91-20-3	Naphthalene	19	< 19 U
87-68-3	Hexachlorobutadiene	19	< 19 U
91-57-6	2-Methylnaphthalene	19	< 19 U
131-11-3	Dimethylphthalate	19	< 19 U
208-96-8	Acenaphthylene	19	< 19 U
83-32-9	Acenaphthene	19	< 19 U
132-64-9	Dibenzofuran	19	< 19 U
84-66-2	Diethylphthalate	19	< 19 U
86-73-7	Fluorene	19	< 19 U
86-30-6	N-Nitrosodiphenylamine	19	< 19 U
118-74-1	Hexachlorobenzene	19	< 19 U
87-86-5	Pentachlorophenol	96	< 96 U
85-01-8	Phenanthrene	19	13 J
120-12-7	Anthracene	19	< 19 U
84-74-2	Di-n-Butylphthalate	19	< 19 U
206-44-0	Fluoranthene	19	51
129-00-0	Pyrene	19	32
85-68-7	Butylbenzylphthalate	19	< 19 U
56-55-3	Benzo (a) anthracene	19	19
117-81-7	bis (2-Ethylhexyl) phthalate	19	15 J
218-01-9	Chrysene	19	47
117-84-0	Di-n-Octyl phthalate	19	< 19 U
205-99-2	Benzo (b) fluoranthene	19	24
207-08-9	Benzo (k) fluoranthene	19	24
50-32-8	Benzo (a) pyrene	19	14 J
193-39-5	Indeno (1,2,3-cd) pyrene	19	< 19 U
53-70-3	Dibenz (a,h) anthracene	19	< 19 U
191-24-2	Benzo (g,h,i) perylene	19	12 J
90-12-0	1-Methylnaphthalene	19	< 19 U

Reported in µg/kg (ppb)

Semivolatile Surrogate Recovery

d5-Nitrobenzene	58.8%	2-Fluorobiphenyl	69.2%
d14-p-Terphenyl	74.8%	d4-1,2-Dichlorobenzene	56.4%
d5-Phenol	68.3%	2-Fluorophenol	58.9%
2,4,6-Tribromophenol	84.8%	d4-2-Chlorophenol	69.1%

ORGANICS ANALYSIS DATA SHEET
PSDDA Semivolatiles by SW8270D GC/MS
 Page 1 of 1

Sample ID: 3SED4-B
 SAMPLE

Lab Sample ID: PB44B
 LIMS ID: 09-12788
 Matrix: Sediment
 Data Release Authorized:
 Reported: 06/17/09

QC Report No: PB44-ENVIRONMENTAL SCIENCE CORP.
 Project: JELD-WEN NORD DOOR
 NA
 Date Sampled: 06/04/09
 Date Received: 06/04/09

Date Extracted: 06/10/09
 Date Analyzed: 06/16/09 15:23
 Instrument/Analyst: NT4/LJR
 GPC Cleanup: Yes

Sample Amount: 26.1 g-dry-wt
 Final Extract Volume: 0.5 mL
 Dilution Factor: 1.00
 Percent Moisture: 22.5%

CAS Number	Analyte	RL	Result
108-95-2	Phenol	19	61
541-73-1	1,3-Dichlorobenzene	19	< 19 U
106-46-7	1,4-Dichlorobenzene	19	< 19 U
100-51-6	Benzyl Alcohol	19	< 19 U
95-50-1	1,2-Dichlorobenzene	19	< 19 U
95-48-7	2-Methylphenol	19	< 19 U
106-44-5	4-Methylphenol	19	18 J
67-72-1	Hexachloroethane	19	< 19 U
105-67-9	2,4-Dimethylphenol	19	< 19 U
65-85-0	Benzoic Acid	190	< 190 U
120-82-1	1,2,4-Trichlorobenzene	19	< 19 U
91-20-3	Naphthalene	19	< 19 U
87-68-3	Hexachlorobutadiene	19	< 19 U
91-57-6	2-Methylnaphthalene	19	< 19 U
131-11-3	Dimethylphthalate	19	< 19 U
208-96-8	Acenaphthylene	19	< 19 U
83-32-9	Acenaphthene	19	< 19 U
132-64-9	Dibenzofuran	19	< 19 U
84-66-2	Diethylphthalate	19	< 19 U
86-73-7	Fluorene	19	< 19 U
86-30-6	N-Nitrosodiphenylamine	19	< 19 U
118-74-1	Hexachlorobenzene	19	< 19 U
87-86-5	Pentachlorophenol	96	< 96 U
85-01-8	Phenanthrene	19	21
120-12-7	Anthracene	19	14 J
84-74-2	Di-n-Butylphthalate	19	< 19 U
206-44-0	Fluoranthene	19	71
129-00-0	Pyrene	19	54
85-68-7	Butylbenzylphthalate	19	< 19 U
56-55-3	Benzo (a) anthracene	19	26
117-81-7	bis (2-Ethylhexyl) phthalate	19	21
218-01-9	Chrysene	19	45
117-84-0	Di-n-Octyl phthalate	19	< 19 U
205-99-2	Benzo (b) fluoranthene	19	24
207-08-9	Benzo (k) fluoranthene	19	24
50-32-8	Benzo (a) pyrene	19	21
193-39-5	Indeno (1,2,3-cd) pyrene	19	11 J
53-70-3	Dibenz (a,h) anthracene	19	< 19 U
191-24-2	Benzo (g,h,i) perylene	19	17 J
90-12-0	1-Methylnaphthalene	19	< 19 U


Reported in µg/kg (ppb)

Semivolatile Surrogate Recovery

d5-Nitrobenzene	62.0%	2-Fluorobiphenyl	72.0%
d14-p-Terphenyl	75.6%	d4-1,2-Dichlorobenzene	56.0%
d5-Phenol	72.0%	2-Fluorophenol	61.1%
2,4,6-Tribromophenol	91.5%	d4-2-Chlorophenol	73.9%

ORGANICS ANALYSIS DATA SHEET
PSDDA Semivolatiles by SW8270D GC/MS
 Page 1 of 1

Sample ID: 3SED4-C
SAMPLE

Lab Sample ID: PB44C
 LIMS ID: 09-12789
 Matrix: Sediment
 Data Release Authorized: 
 Reported: 06/17/09

QC Report No: PB44-ENVIRONMENTAL SCIENCE CORP.
 Project: JELD-WEN NORD DOOR
 NA
 Date Sampled: 06/04/09
 Date Received: 06/04/09

Date Extracted: 06/10/09
 Date Analyzed: 06/16/09 15:57
 Instrument/Analyst: NT4/LJR
 GPC Cleanup: Yes

Sample Amount: 25.5 g-dry-wt
 Final Extract Volume: 0.5 mL
 Dilution Factor: 1.00
 Percent Moisture: 25.3%

CAS Number	Analyte	RL	Result
108-95-2	Phenol	20	30
541-73-1	1,3-Dichlorobenzene	20	< 20 U
106-46-7	1,4-Dichlorobenzene	20	< 20 U
100-51-6	Benzyl Alcohol	20	< 20 U
95-50-1	1,2-Dichlorobenzene	20	< 20 U
95-48-7	2-Methylphenol	20	< 20 U
106-44-5	4-Methylphenol	20	16 J
67-72-1	Hexachloroethane	20	< 20 U
105-67-9	2,4-Dimethylphenol	20	< 20 U
65-85-0	Benzoic Acid	200	< 200 U
120-82-1	1,2,4-Trichlorobenzene	20	< 20 U
91-20-3	Naphthalene	20	< 20 U
87-68-3	Hexachlorobutadiene	20	< 20 U
91-57-6	2-Methylnaphthalene	20	< 20 U
131-11-3	Dimethylphthalate	20	< 20 U
208-96-8	Acenaphthylene	20	< 20 U
83-32-9	Acenaphthene	20	< 20 U
132-64-9	Dibenzofuran	20	< 20 U
84-66-2	Diethylphthalate	20	< 20 U
86-73-7	Fluorene	20	10 J
86-30-6	N-Nitrosodiphenylamine	20	< 20 U
118-74-1	Hexachlorobenzene	20	< 20 U
87-86-5	Pentachlorophenol	98	< 98 U
85-01-8	Phenanthrene	20	120
120-12-7	Anthracene	20	16 J
84-74-2	Di-n-Butylphthalate	20	< 20 U
206-44-0	Fluoranthene	20	300
129-00-0	Pyrene	20	180
85-68-7	Butylbenzylphthalate	20	< 20 U
56-55-3	Benzo(a)anthracene	20	58
117-81-7	bis(2-Ethylhexyl)phthalate	20	26
218-01-9	Chrysene	20	110
117-84-0	Di-n-Octyl phthalate	20	< 20 U
205-99-2	Benzo(b)fluoranthene	20	54
207-08-9	Benzo(k)fluoranthene	20	54
50-32-8	Benzo(a)pyrene	20	31
193-39-5	Indeno(1,2,3-cd)pyrene	20	15 J
53-70-3	Dibenz(a,h)anthracene	20	< 20 U
191-24-2	Benzo(g,h,i)perylene	20	18 J
90-12-0	1-Methylnaphthalene	20	< 20 U

Reported in µg/kg (ppb)

Semivolatile Surrogate Recovery

d5-Nitrobenzene	58.4%	2-Fluorobiphenyl	64.0%
d14-p-Terphenyl	72.0%	d4-1,2-Dichlorobenzene	52.8%
d5-Phenol	67.5%	2-Fluorophenol	57.9%
2,4,6-Tribromophenol	81.9%	d4-2-Chlorophenol	69.6%

ORGANICS ANALYSIS DATA SHEET
PSDDA Semivolatiles by SW8270D GC/MS
 Page 1 of 1

Sample ID: 3SED3-A
SAMPLE

Lab Sample ID: PB44D
 LIMS ID: 09-12790
 Matrix: Sediment
 Data Release Authorized: *[Signature]*
 Reported: 06/17/09

QC Report No: PB44-ENVIRONMENTAL SCIENCE CORP.
 Project: JELD-WEN NORD DOOR
 NA
 Date Sampled: 06/04/09
 Date Received: 06/04/09

Date Extracted: 06/10/09
 Date Analyzed: 06/16/09 16:32
 Instrument/Analyst: NT4/LJR
 GPC Cleanup: Yes

Sample Amount: 21.5 g-dry-wt
 Final Extract Volume: 0.5 mL
 Dilution Factor: 3.00
 Percent Moisture: 16.3%

CAS Number	Analyte	RL	Result
108-95-2	Phenol	70	< 70 U
541-73-1	1,3-Dichlorobenzene	70	< 70 U
106-46-7	1,4-Dichlorobenzene	70	< 70 U
100-51-6	Benzyl Alcohol	70	< 70 U
95-50-1	1,2-Dichlorobenzene	70	< 70 U
95-48-7	2-Methylphenol	70	< 70 U
106-44-5	4-Methylphenol	70	< 70 U
67-72-1	Hexachloroethane	70	< 70 U
105-67-9	2,4-Dimethylphenol	70	< 70 U
65-85-0	Benzoic Acid	700	< 700 U
120-82-1	1,2,4-Trichlorobenzene	70	< 70 U
91-20-3	Naphthalene	70	< 70 U
87-68-3	Hexachlorobutadiene	70	< 70 U
91-57-6	2-Methylnaphthalene	70	< 70 U
131-11-3	Dimethylphthalate	70	< 70 U
208-96-8	Acenaphthylene	70	< 70 U
83-32-9	Acenaphthene	70	< 70 U
132-64-9	Dibenzofuran	70	< 70 U
84-66-2	Diethylphthalate	70	< 70 U
86-73-7	Fluorene	70	< 70 U
86-30-6	N-Nitrosodiphenylamine	70	< 70 U
118-74-1	Hexachlorobenzene	70	< 70 U
87-86-5	Pentachlorophenol	350	< 350 U
85-01-8	Phenanthrene	70	< 70 U
120-12-7	Anthracene	70	< 70 U
84-74-2	Di-n-Butylphthalate	70	< 70 U
206-44-0	Fluoranthene	70	< 70 U
129-00-0	Pyrene	70	< 70 U
85-68-7	Butylbenzylphthalate	70	< 70 U
56-55-3	Benzo(a)anthracene	70	< 70 U
117-81-7	bis(2-Ethylhexyl)phthalate	70	50 J
218-01-9	Chrysene	70	< 70 U
117-84-0	Di-n-Octyl phthalate	70	< 70 U
205-99-2	Benzo(b)fluoranthene	70	< 70 U
207-08-9	Benzo(k)fluoranthene	70	< 70 U
50-32-8	Benzo(a)pyrene	70	< 70 U
193-39-5	Indeno(1,2,3-cd)pyrene	70	< 70 U
53-70-3	Dibenz(a,h)anthracene	70	< 70 U
191-24-2	Benzo(g,h,i)perylene	70	66 J
90-12-0	1-Methylnaphthalene	70	< 70 U


Reported in µg/kg (ppb)

Semivolatile Surrogate Recovery

d5-Nitrobenzene	59.2%	2-Fluorobiphenyl	66.5%
d14-p-Terphenyl	65.4%	d4-1,2-Dichlorobenzene	52.9%
d5-Phenol	62.0%	2-Fluorophenol	54.1%
2,4,6-Tribromophenol	77.3%	d4-2-Chlorophenol	61.6%

ORGANICS ANALYSIS DATA SHEET
PSDDA Semivolatiles by SW8270D GC/MS
 Page 1 of 1

Sample ID: 3SED3-B
SAMPLE

Lab Sample ID: PB44E
 LIMS ID: 09-12791
 Matrix: Sediment
 Data Release Authorized: 
 Reported: 06/17/09

QC Report No: PB44-ENVIROMENTAL SCIENCE CORP.
 Project: JELD-WEN NORD DOOR
 NA
 Date Sampled: 06/04/09
 Date Received: 06/04/09

Date Extracted: 06/10/09
 Date Analyzed: 06/16/09 17:06
 Instrument/Analyst: NT4/LJR
 GPC Cleanup: Yes

Sample Amount: 19.0 g-dry-wt
 Final Extract Volume: 0.5 mL
 Dilution Factor: 3.00
 Percent Moisture: 46.5%

CAS Number	Analyte	RL	Result
108-95-2	Phenol	79	< 79 U
541-73-1	1,3-Dichlorobenzene	79	< 79 U
106-46-7	1,4-Dichlorobenzene	79	< 79 U
100-51-6	Benzyl Alcohol	79	< 79 U
95-50-1	1,2-Dichlorobenzene	79	< 79 U
95-48-7	2-Methylphenol	79	< 79 U
106-44-5	4-Methylphenol	79	< 79 U
67-72-1	Hexachloroethane	79	< 79 U
105-67-9	2,4-Dimethylphenol	79	< 79 U
65-85-0	Benzoic Acid	790	< 790 U
120-82-1	1,2,4-Trichlorobenzene	79	< 79 U
91-20-3	Naphthalene	79	< 79 U
87-68-3	Hexachlorobutadiene	79	< 79 U
91-57-6	2-Methylnaphthalene	79	< 79 U
131-11-3	Dimethylphthalate	79	< 79 U
208-96-8	Acenaphthylene	79	< 79 U
83-32-9	Acenaphthene	79	< 79 U
132-64-9	Dibenzofuran	79	< 79 U
84-66-2	Diethylphthalate	79	< 79 U
86-73-7	Fluorene	79	< 79 U
86-30-6	N-Nitrosodiphenylamine	79	< 79 U
118-74-1	Hexachlorobenzene	79	< 79 U
87-86-5	Pentachlorophenol	400	< 400 U
85-01-8	Phenanthrene	79	< 79 U
120-12-7	Anthracene	79	< 79 U
84-74-2	Di-n-Butylphthalate	79	< 79 U
206-44-0	Fluoranthene	79	66 J
129-00-0	Pyrene	79	55 J
85-68-7	Butylbenzylphthalate	79	< 79 U
56-55-3	Benzo(a)anthracene	79	< 79 U
117-81-7	bis(2-Ethylhexyl)phthalate	79	76 J
218-01-9	Chrysene	79	58 J
117-84-0	Di-n-Octyl phthalate	79	< 79 U
205-99-2	Benzo(b)fluoranthene	79	< 79 U
207-08-9	Benzo(k)fluoranthene	79	< 79 U
50-32-8	Benzo(a)pyrene	79	< 79 U
193-39-5	Indeno(1,2,3-cd)pyrene	79	< 79 U
53-70-3	Dibenz(a,h)anthracene	79	< 79 U
191-24-2	Benzo(g,h,i)perylene	79	< 79 U
90-12-0	1-Methylnaphthalene	79	< 79 U


Reported in µg/kg (ppb)

Semivolatile Surrogate Recovery

d5-Nitrobenzene	55.6%	2-Fluorobiphenyl	62.5%
d14-p-Terphenyl	64.8%	d4-1,2-Dichlorobenzene	43.0%
d5-Phenol	59.5%	2-Fluorophenol	52.2%
2,4,6-Tribromophenol	79.0%	d4-2-Chlorophenol	60.0%

ORGANICS ANALYSIS DATA SHEET
PSDDA Semivolatiles by SW8270D GC/MS
 Page 1 of 1

Sample ID: 3SED3-C
SAMPLE

Lab Sample ID: PB44F
 LIMS ID: 09-12792
 Matrix: Sediment
 Data Release Authorized: 
 Reported: 06/17/09

QC Report No: PB44-ENVIRONMENTAL SCIENCE CORP.
 Project: JELD-WEN NORD DOOR
 NA
 Date Sampled: 06/04/09
 Date Received: 06/04/09

Date Extracted: 06/10/09
 Date Analyzed: 06/16/09 17:41
 Instrument/Analyst: NT4/LJR
 GPC Cleanup: Yes

Sample Amount: 20.2 g-dry-wt
 Final Extract Volume: 0.5 mL
 Dilution Factor: 3.00
 Percent Moisture: 36.6%

CAS Number	Analyte	RL	Result
108-95-2	Phenol	74	< 74 U
541-73-1	1,3-Dichlorobenzene	74	< 74 U
106-46-7	1,4-Dichlorobenzene	74	< 74 U
100-51-6	Benzyl Alcohol	74	< 74 U
95-50-1	1,2-Dichlorobenzene	74	< 74 U
95-48-7	2-Methylphenol	74	< 74 U
106-44-5	4-Methylphenol	74	< 74 U
67-72-1	Hexachloroethane	74	< 74 U
105-67-9	2,4-Dimethylphenol	74	< 74 U
65-85-0	Benzoic Acid	740	< 740 U
120-82-1	1,2,4-Trichlorobenzene	74	< 74 U
91-20-3	Naphthalene	74	< 74 U
87-68-3	Hexachlorobutadiene	74	< 74 U
91-57-6	2-Methylnaphthalene	74	< 74 U
131-11-3	Dimethylphthalate	74	< 74 U
208-96-8	Acenaphthylene	74	< 74 U
83-32-9	Acenaphthene	74	< 74 U
132-64-9	Dibenzofuran	74	< 74 U
84-66-2	Diethylphthalate	74	< 74 U
86-73-7	Fluorene	74	< 74 U
86-30-6	N-Nitrosodiphenylamine	74	< 74 U
118-74-1	Hexachlorobenzene	74	< 74 U
87-86-5	Pentachlorophenol	370	< 370 U
85-01-8	Phenanthrene	74	< 74 U
120-12-7	Anthracene	74	< 74 U
84-74-2	Di-n-Butylphthalate	74	< 74 U
206-44-0	Fluoranthene	74	48 J
129-00-0	Pyrene	74	41 J
85-68-7	Butylbenzylphthalate	74	< 74 U
56-55-3	Benzo (a) anthracene	74	< 74 U
117-81-7	bis (2-Ethylhexyl) phthalate	74	86
218-01-9	Chrysene	74	47 J
117-84-0	Di-n-Octyl phthalate	74	< 74 U
205-99-2	Benzo (b) fluoranthene	74	< 74 U
207-08-9	Benzo (k) fluoranthene	74	< 74 U
50-32-8	Benzo (a) pyrene	74	< 74 U
193-39-5	Indeno (1,2,3-cd) pyrene	74	< 74 U
53-70-3	Dibenz (a, h) anthracene	74	< 74 U
191-24-2	Benzo (g, h, i) perylene	74	< 74 U
90-12-0	1-Methylnaphthalene	74	< 74 U

Reported in µg/kg (ppb)

Semivolatile Surrogate Recovery

d5-Nitrobenzene	56.9%	2-Fluorobiphenyl	65.5%
d14-p-Terphenyl	64.6%	d4-1,2-Dichlorobenzene	48.0%
d5-Phenol	63.2%	2-Fluorophenol	55.4%
2,4,6-Tribromophenol	81.6%	d4-2-Chlorophenol	63.0%

ORGANICS ANALYSIS DATA SHEET

PSDDA Semivolatiles by SW8270D GC/MS

Page 1 of 1

Sample ID: 3SED6-A

SAMPLE

Lab Sample ID: PB44G

LIMS ID: 09-12793

Matrix: Sediment

Data Release Authorized:

Reported: 06/17/09

QC Report No: PB44-ENVIRONMENTAL SCIENCE CORP.

Project: JELD-WEN NORD DOOR

NA

Date Sampled: 06/04/09

Date Received: 06/04/09

Date Extracted: 06/10/09

Date Analyzed: 06/16/09 18:15

Instrument/Analyst: NT4/LJR

GPC Cleanup: Yes

Sample Amount: 26.0 g-dry-wt

Final Extract Volume: 0.5 mL

Dilution Factor: 1.00

Percent Moisture: 19.6%

CAS Number	Analyte	RL	Result
108-95-2	Phenol	19	< 19 U
541-73-1	1,3-Dichlorobenzene	19	< 19 U
106-46-7	1,4-Dichlorobenzene	19	< 19 U
100-51-6	Benzyl Alcohol	19	< 19 U
95-50-1	1,2-Dichlorobenzene	19	< 19 U
95-48-7	2-Methylphenol	19	< 19 U
106-44-5	4-Methylphenol	19	< 19 U
67-72-1	Hexachloroethane	19	< 19 U
105-67-9	2,4-Dimethylphenol	19	< 19 U
65-85-0	Benzoic Acid	190	< 190 U
120-82-1	1,2,4-Trichlorobenzene	19	< 19 U
91-20-3	Naphthalene	19	< 19 U
87-68-3	Hexachlorobutadiene	19	< 19 U
91-57-6	2-Methylnaphthalene	19	< 19 U
131-11-3	Dimethylphthalate	19	< 19 U
208-96-8	Acenaphthylene	19	< 19 U
83-32-9	Acenaphthene	19	< 19 U
132-64-9	Dibenzofuran	19	< 19 U
84-66-2	Diethylphthalate	19	< 19 U
86-73-7	Fluorene	19	< 19 U
86-30-6	N-Nitrosodiphenylamine	19	< 19 U
118-74-1	Hexachlorobenzene	19	< 19 U
87-86-5	Pentachlorophenol	96	< 96 U
85-01-8	Phenanthrene	19	< 19 U
120-12-7	Anthracene	19	< 19 U
84-74-2	Di-n-Butylphthalate	19	< 19 U
206-44-0	Fluoranthene	19	< 19 U
129-00-0	Pyrene	19	< 19 U
85-68-7	Butylbenzylphthalate	19	< 19 U
56-55-3	Benzo(a)anthracene	19	< 19 U
117-81-7	bis(2-Ethylhexyl)phthalate	19	< 19 U
218-01-9	Chrysene	19	< 19 U
117-84-0	Di-n-Octyl phthalate	19	< 19 U
205-99-2	Benzo(b)fluoranthene	19	< 19 U
207-08-9	Benzo(k)fluoranthene	19	< 19 U
50-32-8	Benzo(a)pyrene	19	< 19 U
193-39-5	Indeno(1,2,3-cd)pyrene	19	< 19 U
53-70-3	Dibenz(a,h)anthracene	19	< 19 U
191-24-2	Benzo(g,h,i)perylene	19	< 19 U
90-12-0	1-Methylnaphthalene	19	< 19 U


Reported in µg/kg (ppb)

Semivolatile Surrogate Recovery

d5-Nitrobenzene	60.8%	2-Fluorobiphenyl	69.2%
d14-p-Terphenyl	78.4%	d4-1,2-Dichlorobenzene	59.6%
d5-Phenol	69.1%	2-Fluorophenol	59.7%
2,4,6-Tribromophenol	89.1%	d4-2-Chlorophenol	69.1%

ORGANICS ANALYSIS DATA SHEET
PSDDA Semivolatiles by SW8270D GC/MS
 Page 1 of 1

Sample ID: 3SED6-B
SAMPLE

Lab Sample ID: PB44H
 LIMS ID: 09-12794
 Matrix: Sediment
 Data Release Authorized: 
 Reported: 06/17/09

QC Report No: PB44-ENVIRONMENTAL SCIENCE CORP.
 Project: JELD-WEN NORD DOOR
 NA
 Date Sampled: 06/04/09
 Date Received: 06/04/09

Date Extracted: 06/10/09
 Date Analyzed: 06/16/09 18:49
 Instrument/Analyst: NT4/LJR
 GPC Cleanup: Yes

Sample Amount: 25.2 g-dry-wt
 Final Extract Volume: 0.5 mL
 Dilution Factor: 1.00
 Percent Moisture: 13.3%

CAS Number	Analyte	RL	Result
108-95-2	Phenol	20	< 20 U
541-73-1	1,3-Dichlorobenzene	20	< 20 U
106-46-7	1,4-Dichlorobenzene	20	< 20 U
100-51-6	Benzyl Alcohol	20	< 20 U
95-50-1	1,2-Dichlorobenzene	20	< 20 U
95-48-7	2-Methylphenol	20	< 20 U
106-44-5	4-Methylphenol	20	< 20 U
67-72-1	Hexachloroethane	20	< 20 U
105-67-9	2,4-Dimethylphenol	20	< 20 U
65-85-0	Benzoic Acid	200	< 200 U
120-82-1	1,2,4-Trichlorobenzene	20	< 20 U
91-20-3	Naphthalene	20	< 20 U
87-68-3	Hexachlorobutadiene	20	< 20 U
91-57-6	2-Methylnaphthalene	20	< 20 U
131-11-3	Dimethylphthalate	20	< 20 U
208-96-8	Acenaphthylene	20	< 20 U
83-32-9	Acenaphthene	20	< 20 U
132-64-9	Dibenzofuran	20	< 20 U
84-66-2	Diethylphthalate	20	< 20 U
86-73-7	Fluorene	20	< 20 U
86-30-6	N-Nitrosodiphenylamine	20	< 20 U
118-74-1	Hexachlorobenzene	20	< 20 U
87-86-5	Pentachlorophenol	99	< 99 U
85-01-8	Phenanthrene	20	< 20 U
120-12-7	Anthracene	20	< 20 U
84-74-2	Di-n-Butylphthalate	20	< 20 U
206-44-0	Fluoranthene	20	< 20 U
129-00-0	Pyrene	20	< 20 U
85-68-7	Butylbenzylphthalate	20	< 20 U
56-55-3	Benzo(a)anthracene	20	< 20 U
117-81-7	bis(2-Ethylhexyl)phthalate	20	< 20 U
218-01-9	Chrysene	20	< 20 U
117-84-0	Di-n-Octyl phthalate	20	< 20 U
205-99-2	Benzo(b)fluoranthene	20	< 20 U
207-08-9	Benzo(k)fluoranthene	20	< 20 U
50-32-8	Benzo(a)pyrene	20	< 20 U
193-39-5	Indeno(1,2,3-cd)pyrene	20	< 20 U
53-70-3	Dibenz(a,h)anthracene	20	< 20 U
191-24-2	Benzo(g,h,i)perylene	20	< 20 U
90-12-0	1-Methylnaphthalene	20	< 20 U

Reported in µg/kg (ppb)

Semivolatile Surrogate Recovery

d5-Nitrobenzene	56.8%	2-Fluorobiphenyl	63.6%
d14-p-Terphenyl	73.2%	d4-1,2-Dichlorobenzene	55.6%
d5-Phenol	60.3%	2-Fluorophenol	56.5%
2,4,6-Tribromophenol	81.1%	d4-2-Chlorophenol	61.3%

ORGANICS ANALYSIS DATA SHEET
PSDDA Semivolatiles by SW8270D GC/MS
 Page 1 of 1

Sample ID: 3SED6-C
SAMPLE

Lab Sample ID: PB44I
 LIMS ID: 09-12795
 Matrix: Sediment
 Data Release Authorized: *AB*
 Reported: 06/17/09

QC Report No: PB44-ENVIRONMENTAL SCIENCE CORP.
 Project: JELD-WEN NORD DOOR
 NA
 Date Sampled: 06/04/09
 Date Received: 06/04/09

Date Extracted: 06/10/09
 Date Analyzed: 06/16/09 19:24
 Instrument/Analyst: NT4/LJR
 GPC Cleanup: Yes

Sample Amount: 25.9 g-dry-wt
 Final Extract Volume: 0.5 mL
 Dilution Factor: 1.00
 Percent Moisture: 14.5%

CAS Number	Analyte	RL	Result
108-95-2	Phenol	19	< 19 U
541-73-1	1,3-Dichlorobenzene	19	< 19 U
106-46-7	1,4-Dichlorobenzene	19	< 19 U
100-51-6	Benzyl Alcohol	19	< 19 U
95-50-1	1,2-Dichlorobenzene	19	< 19 U
95-48-7	2-Methylphenol	19	< 19 U
106-44-5	4-Methylphenol	19	< 19 U
67-72-1	Hexachloroethane	19	< 19 U
105-67-9	2,4-Dimethylphenol	19	< 19 U
65-85-0	Benzoic Acid	190	< 190 U
120-82-1	1,2,4-Trichlorobenzene	19	< 19 U
91-20-3	Naphthalene	19	< 19 U
87-68-3	Hexachlorobutadiene	19	< 19 U
91-57-6	2-Methylnaphthalene	19	< 19 U
131-11-3	Dimethylphthalate	19	< 19 U
208-96-8	Acenaphthylene	19	< 19 U
83-32-9	Acenaphthene	19	< 19 U
132-64-9	Dibenzofuran	19	< 19 U
84-66-2	Diethylphthalate	19	< 19 U
86-73-7	Fluorene	19	< 19 U
86-30-6	N-Nitrosodiphenylamine	19	< 19 U
118-74-1	Hexachlorobenzene	19	47
87-86-5	Pentachlorophenol	96	< 96 U
85-01-8	Phenanthrene	19	< 19 U
120-12-7	Anthracene	19	< 19 U
84-74-2	Di-n-Butylphthalate	19	< 19 U
206-44-0	Fluoranthene	19	10 J
129-00-0	Pyrene	19	< 19 U
85-68-7	Butylbenzylphthalate	19	< 19 U
56-55-3	Benzo(a)anthracene	19	< 19 U
117-81-7	bis(2-Ethylhexyl)phthalate	19	< 19 U
218-01-9	Chrysene	19	11 J
117-84-0	Di-n-Octyl phthalate	19	< 19 U
205-99-2	Benzo(b)fluoranthene	19	< 19 U
207-08-9	Benzo(k)fluoranthene	19	< 19 U
50-32-8	Benzo(a)pyrene	19	< 19 U
193-39-5	Indeno(1,2,3-cd)pyrene	19	< 19 U
53-70-3	Dibenz(a,h)anthracene	19	< 19 U
191-24-2	Benzo(g,h,i)perylene	19	< 19 U
90-12-0	1-Methylnaphthalene	19	< 19 U


Reported in µg/kg (ppb)

Semivolatile Surrogate Recovery

d5-Nitrobenzene	56.0%	2-Fluorobiphenyl	66.0%
d14-p-Terphenyl	74.4%	d4-1,2-Dichlorobenzene	54.4%
d5-Phenol	64.8%	2-Fluorophenol	58.1%
2,4,6-Tribromophenol	84.5%	d4-2-Chlorophenol	64.8%

ORGANICS ANALYSIS DATA SHEET
PSDDA Semivolatiles by SW8270D GC/MS
 Page 1 of 1

Sample ID: 3SED7-A
SAMPLE

Lab Sample ID: PB44J
 LIMS ID: 09-12796
 Matrix: Sediment
 Data Release Authorized: 
 Reported: 06/17/09

QC Report No: PB44-ENVIRONMENTAL SCIENCE CORP.
 Project: JELD-WEN NORD DOOR
 NA
 Date Sampled: 06/04/09
 Date Received: 06/04/09

Date Extracted: 06/10/09
 Date Analyzed: 06/16/09 21:08
 Instrument/Analyst: NT4/LJR
 GPC Cleanup: Yes

Sample Amount: 24.2 g-dry-wt
 Final Extract Volume: 0.5 mL
 Dilution Factor: 3.00
 Percent Moisture: 27.3%

CAS Number	Analyte	RL	Result
108-95-2	Phenol	62	< 62 U
541-73-1	1,3-Dichlorobenzene	62	< 62 U
106-46-7	1,4-Dichlorobenzene	62	< 62 U
100-51-6	Benzyl Alcohol	62	< 62 U
95-50-1	1,2-Dichlorobenzene	62	< 62 U
95-48-7	2-Methylphenol	62	< 62 U
106-44-5	4-Methylphenol	62	< 62 U
67-72-1	Hexachloroethane	62	< 62 U
105-67-9	2,4-Dimethylphenol	62	< 62 U
65-85-0	Benzoic Acid	620	< 620 U
120-82-1	1,2,4-Trichlorobenzene	62	< 62 U
91-20-3	Naphthalene	62	< 62 U
87-68-3	Hexachlorobutadiene	62	< 62 U
91-57-6	2-Methylnaphthalene	62	< 62 U
131-11-3	Dimethylphthalate	62	< 62 U
208-96-8	Acenaphthylene	62	< 62 U
83-32-9	Acenaphthene	62	< 62 U
132-64-9	Dibenzofuran	62	< 62 U
84-66-2	Diethylphthalate	62	< 62 U
86-73-7	Fluorene	62	< 62 U
86-30-6	N-Nitrosodiphenylamine	62	< 62 U
118-74-1	Hexachlorobenzene	62	< 62 U
87-86-5	Pentachlorophenol	310	< 310 U
85-01-8	Phenanthrene	62	100
120-12-7	Anthracene	62	< 62 U
84-74-2	Di-n-Butylphthalate	62	< 62 U
206-44-0	Fluoranthene	62	98
129-00-0	Pyrene	62	71
85-68-7	Butylbenzylphthalate	62	< 62 U
56-55-3	Benzo (a) anthracene	62	< 62 U
117-81-7	bis (2-Ethylhexyl) phthalate	62	98
218-01-9	Chrysene	62	70
117-84-0	Di-n-Octyl phthalate	62	< 62 U
205-99-2	Benzo (b) fluoranthene	62	36 J
207-08-9	Benzo (k) fluoranthene	62	36 J
50-32-8	Benzo (a) pyrene	62	< 62 U
193-39-5	Indeno (1,2,3-cd) pyrene	62	< 62 U
53-70-3	Dibenz (a, h) anthracene	62	< 62 U
191-24-2	Benzo (g, h, i) perylene	62	46 J
90-12-0	1-Methylnaphthalene	62	< 62 U

Reported in µg/kg (ppb)

Semivolatile Surrogate Recovery

d5-Nitrobenzene	64.8%	2-Fluorobiphenyl	71.0%
d14-p-Terphenyl	69.5%	d4-1,2-Dichlorobenzene	55.1%
d5-Phenol	60.3%	2-Fluorophenol	59.8%
2,4,6-Tribromophenol	86.4%	d4-2-Chlorophenol	62.6%

ORGANICS ANALYSIS DATA SHEET
PSDDA Semivolatiles by SW8270D GC/MS
 Page 1 of 1

Sample ID: 3SED7-B
SAMPLE

Lab Sample ID: PB44K
 LIMS ID: 09-12797
 Matrix: Sediment
 Data Release Authorized: *[Signature]*
 Reported: 06/17/09

QC Report No: PB44-ENVIRONMENTAL SCIENCE CORP.
 Project: JELD-WEN NORD DOOR
 NA
 Date Sampled: 06/04/09
 Date Received: 06/04/09

Date Extracted: 06/10/09
 Date Analyzed: 06/16/09 21:43
 Instrument/Analyst: NT4/LJR
 GPC Cleanup: Yes

Sample Amount: 25.4 g-dry-wt
 Final Extract Volume: 0.5 mL
 Dilution Factor: 1.00
 Percent Moisture: 49.6%

CAS Number	Analyte	RL	Result
108-95-2	Phenol	20	< 20 U
541-73-1	1,3-Dichlorobenzene	20	< 20 U
106-46-7	1,4-Dichlorobenzene	20	< 20 U
100-51-6	Benzyl Alcohol	20	< 20 U
95-50-1	1,2-Dichlorobenzene	20	< 20 U
95-48-7	2-Methylphenol	20	< 20 U
106-44-5	4-Methylphenol	20	< 20 U
67-72-1	Hexachloroethane	20	< 20 U
105-67-9	2,4-Dimethylphenol	20	< 20 U
65-85-0	Benzoic Acid	200	< 200 U
120-82-1	1,2,4-Trichlorobenzene	20	< 20 U
91-20-3	Naphthalene	20	< 20 U
87-68-3	Hexachlorobutadiene	20	< 20 U
91-57-6	2-Methylnaphthalene	20	< 20 U
131-11-3	Dimethylphthalate	20	< 20 U
208-96-8	Acenaphthylene	20	< 20 U
83-32-9	Acenaphthene	20	< 20 U
132-64-9	Dibenzofuran	20	< 20 U
84-66-2	Diethylphthalate	20	< 20 U
86-73-7	Fluorene	20	< 20 U
86-30-6	N-Nitrosodiphenylamine	20	< 20 U
118-74-1	Hexachlorobenzene	20	< 20 U
87-86-5	Pentachlorophenol	98	< 98 U
85-01-8	Phenanthrene	20	55
120-12-7	Anthracene	20	20
84-74-2	Di-n-Butylphthalate	20	< 20 U
206-44-0	Fluoranthene	20	160
129-00-0	Pyrene	20	110
85-68-7	Butylbenzylphthalate	20	< 20 U
56-55-3	Benzo (a) anthracene	20	61
117-81-7	bis (2-Ethylhexyl) phthalate	20	140
218-01-9	Chrysene	20	130
117-84-0	Di-n-Octyl phthalate	20	< 20 U
205-99-2	Benzo (b) fluoranthene	20	63
207-08-9	Benzo (k) fluoranthene	20	63
50-32-8	Benzo (a) pyrene	20	46
193-39-5	Indeno (1,2,3-cd) pyrene	20	26
53-70-3	Dibenz (a, h) anthracene	20	9.8 J
191-24-2	Benzo (g, h, i) perylene	20	33
90-12-0	1-Methylnaphthalene	20	< 20 U

Reported in µg/kg (ppb)

Semivolatile Surrogate Recovery

d5-Nitrobenzene	57.6%	2-Fluorobiphenyl	66.4%
d14-p-Terphenyl	67.2%	d4-1,2-Dichlorobenzene	48.4%
d5-Phenol	67.5%	2-Fluorophenol	57.9%
2,4,6-Tribromophenol	89.1%	d4-2-Chlorophenol	69.1%

ORGANICS ANALYSIS DATA SHEET
PSDDA Semivolatiles by SW8270D GC/MS
 Page 1 of 1

Sample ID: 3SED7-C
SAMPLE

Lab Sample ID: PB44L
 LIMS ID: 09-12798
 Matrix: Sediment
 Data Release Authorized:
 Reported: 06/17/09

QC Report No: PB44-ENVIRONMENTAL SCIENCE CORP.
 Project: JELD-WEN NORD DOOR
 NA
 Date Sampled: 06/04/09
 Date Received: 06/04/09

Date Extracted: 06/10/09
 Date Analyzed: 06/16/09 22:18
 Instrument/Analyst: NT4/LJR
 GPC Cleanup: Yes

Sample Amount: 25.5 g-dry-wt
 Final Extract Volume: 0.5 mL
 Dilution Factor: 1.00
 Percent Moisture: 49.4%

CAS Number	Analyte	RL	Result
108-95-2	Phenol	20	< 20 U
541-73-1	1,3-Dichlorobenzene	20	< 20 U
106-46-7	1,4-Dichlorobenzene	20	< 20 U
100-51-6	Benzyl Alcohol	20	< 20 U
95-50-1	1,2-Dichlorobenzene	20	< 20 U
95-48-7	2-Methylphenol	20	< 20 U
106-44-5	4-Methylphenol	20	< 20 U
67-72-1	Hexachloroethane	20	< 20 U
105-67-9	2,4-Dimethylphenol	20	< 20 U
65-85-0	Benzoic Acid	200	< 200 U
120-82-1	1,2,4-Trichlorobenzene	20	< 20 U
91-20-3	Naphthalene	20	< 20 U
87-68-3	Hexachlorobutadiene	20	< 20 U
91-57-6	2-Methylnaphthalene	20	< 20 U
131-11-3	Dimethylphthalate	20	< 20 U
208-96-8	Acenaphthylene	20	< 20 U
83-32-9	Acenaphthene	20	< 20 U
132-64-9	Dibenzofuran	20	< 20 U
84-66-2	Diethylphthalate	20	< 20 U
86-73-7	Fluorene	20	< 20 U
86-30-6	N-Nitrosodiphenylamine	20	< 20 U
118-74-1	Hexachlorobenzene	20	< 20 U
87-86-5	Pentachlorophenol	98	< 98 U
85-01-8	Phenanthrene	20	73
120-12-7	Anthracene	20	28
84-74-2	Di-n-Butylphthalate	20	13 J
206-44-0	Fluoranthene	20	190
129-00-0	Pyrene	20	140
85-68-7	Butylbenzylphthalate	20	< 20 U
56-55-3	Benzo (a) anthracene	20	79
117-81-7	bis (2-Ethylhexyl) phthalate	20	100
218-01-9	Chrysene	20	190
117-84-0	Di-n-Octyl phthalate	20	< 20 U
205-99-2	Benzo (b) fluoranthene	20	76
207-08-9	Benzo (k) fluoranthene	20	76
50-32-8	Benzo (a) pyrene	20	63
193-39-5	Indeno (1,2,3-cd) pyrene	20	31
53-70-3	Dibenz (a,h) anthracene	20	11 J
191-24-2	Benzo (g,h,i) perylene	20	36
90-12-0	1-Methylnaphthalene	20	< 20 U

Reported in µg/kg (ppb)

Semivolatile Surrogate Recovery

d5-Nitrobenzene	59.2%	2-Fluorobiphenyl	67.2%
d14-p-Terphenyl	66.4%	d4-1,2-Dichlorobenzene	48.4%
d5-Phenol	66.7%	2-Fluorophenol	56.8%
2,4,6-Tribromophenol	89.3%	d4-2-Chlorophenol	68.0%

ORGANICS ANALYSIS DATA SHEET

PSDDA Semivolatiles by SW8270D GC/MS

Page 1 of 1

Sample ID: 3SED9-A

SAMPLE

Lab Sample ID: PB44M

LIMS ID: 09-12799

Matrix: Sediment

Data Release Authorized: *[Signature]*

Reported: 06/17/09

QC Report No: PB44-ENVIROMENTAL SCIENCE CORP.

Project: JELD-WEN NORD DOOR

NA

Date Sampled: 06/04/09

Date Received: 06/04/09

Date Extracted: 06/10/09

Date Analyzed: 06/16/09 22:53

Instrument/Analyst: NT4/LJR

GPC Cleanup: Yes

Sample Amount: 25.5 g-dry-wt

Final Extract Volume: 0.5 mL

Dilution Factor: 1.00

Percent Moisture: 54.0%

CAS Number	Analyte	RL	Result
108-95-2	Phenol	20	< 20 U
541-73-1	1,3-Dichlorobenzene	20	< 20 U
106-46-7	1,4-Dichlorobenzene	20	< 20 U
100-51-6	Benzyl Alcohol	20	46
95-50-1	1,2-Dichlorobenzene	20	< 20 U
95-48-7	2-Methylphenol	20	< 20 U
106-44-5	4-Methylphenol	20	< 20 U
67-72-1	Hexachloroethane	20	< 20 U
105-67-9	2,4-Dimethylphenol	20	< 20 U
65-85-0	Benzoic Acid	200	820
120-82-1	1,2,4-Trichlorobenzene	20	< 20 U
91-20-3	Naphthalene	20	< 20 U
87-68-3	Hexachlorobutadiene	20	< 20 U
91-57-6	2-Methylnaphthalene	20	< 20 U
131-11-3	Dimethylphthalate	20	< 20 U
208-96-8	Acenaphthylene	20	19 J
83-32-9	Acenaphthene	20	18 J
132-64-9	Dibenzofuran	20	16 J
84-66-2	Diethylphthalate	20	< 20 U
86-73-7	Fluorene	20	25
86-30-6	N-Nitrosodiphenylamine	20	< 20 U
118-74-1	Hexachlorobenzene	20	19 J
87-86-5	Pentachlorophenol	98	< 98 U
85-01-8	Phenanthrene	20	180
120-12-7	Anthracene	20	61
84-74-2	Di-n-Butylphthalate	20	< 20 U
206-44-0	Fluoranthene	20	530
129-00-0	Pyrene	20	320
85-68-7	Butylbenzylphthalate	20	< 20 U
56-55-3	Benzo(a)anthracene	20	160
117-81-7	bis(2-Ethylhexyl)phthalate	20	160
218-01-9	Chrysene	20	270
117-84-0	Di-n-Octyl phthalate	20	< 20 U
205-99-2	Benzo(b)fluoranthene	20	130
207-08-9	Benzo(k)fluoranthene	20	130
50-32-8	Benzo(a)pyrene	20	94
193-39-5	Indeno(1,2,3-cd)pyrene	20	46
53-70-3	Dibenz(a,h)anthracene	20	18 J
191-24-2	Benzo(g,h,i)perylene	20	53
90-12-0	1-Methylnaphthalene	20	< 20 U

Reported in µg/kg (ppb)

Semivolatile Surrogate Recovery

d5-Nitrobenzene	59.2%	2-Fluorobiphenyl	66.0%
d14-p-Terphenyl	67.2%	d4-1,2-Dichlorobenzene	44.4%
d5-Phenol	66.4%	2-Fluorophenol	56.3%
2,4,6-Tribromophenol	87.7%	d4-2-Chlorophenol	65.6%

ORGANICS ANALYSIS DATA SHEET
PSDDA Semivolatiles by SW8270D GC/MS
 Page 1 of 1

Sample ID: 3SED9-B
SAMPLE

Lab Sample ID: PB44N
 LIMS ID: 09-12800
 Matrix: Sediment
 Data Release Authorized: *[Signature]*
 Reported: 06/17/09

QC Report No: PB44-ENVIRONMENTAL SCIENCE CORP.
 Project: JELD-WEN NORD DOOR
 NA
 Date Sampled: 06/04/09
 Date Received: 06/04/09

Date Extracted: 06/10/09
 Date Analyzed: 06/16/09 23:28
 Instrument/Analyst: NT4/LJR
 GPC Cleanup: Yes

Sample Amount: 25.4 g-dry-wt
 Final Extract Volume: 0.5 mL
 Dilution Factor: 3.00
 Percent Moisture: 48.2%

CAS Number	Analyte	RL	Result
108-95-2	Phenol	59	< 59 U
541-73-1	1,3-Dichlorobenzene	59	< 59 U
106-46-7	1,4-Dichlorobenzene	59	< 59 U
100-51-6	Benzyl Alcohol	59	< 59 U
95-50-1	1,2-Dichlorobenzene	59	< 59 U
95-48-7	2-Methylphenol	59	< 59 U
106-44-5	4-Methylphenol	59	< 59 U
67-72-1	Hexachloroethane	59	< 59 U
105-67-9	2,4-Dimethylphenol	59	< 59 U
65-85-0	Benzoic Acid	590	< 590 U
120-82-1	1,2,4-Trichlorobenzene	59	< 59 U
91-20-3	Naphthalene	59	< 59 U
87-68-3	Hexachlorobutadiene	59	< 59 U
91-57-6	2-Methylnaphthalene	59	< 59 U
131-11-3	Dimethylphthalate	59	< 59 U
208-96-8	Acenaphthylene	59	< 59 U
83-32-9	Acenaphthene	59	< 59 U
132-64-9	Dibenzofuran	59	< 59 U
84-66-2	Diethylphthalate	59	< 59 U
86-73-7	Fluorene	59	< 59 U
86-30-6	N-Nitrosodiphenylamine	59	< 59 U
118-74-1	Hexachlorobenzene	59	< 59 U
87-86-5	Pentachlorophenol	300	< 300 U
85-01-8	Phenanthrene	59	140
120-12-7	Anthracene	59	61
84-74-2	Di-n-Butylphthalate	59	< 59 U
206-44-0	Fluoranthene	59	700
129-00-0	Pyrene	59	470
85-68-7	Butylbenzylphthalate	59	51 J
56-55-3	Benzo (a) anthracene	59	260
117-81-7	bis (2-Ethylhexyl) phthalate	59	120
218-01-9	Chrysene	59	390
117-84-0	Di-n-Octyl phthalate	59	< 59 U
205-99-2	Benzo (b) fluoranthene	59	190
207-08-9	Benzo (k) fluoranthene	59	190
50-32-8	Benzo (a) pyrene	59	130
193-39-5	Indeno (1,2,3-cd) pyrene	59	58 J
53-70-3	Dibenz (a, h) anthracene	59	< 59 U
191-24-2	Benzo (g, h, i) perylene	59	67
90-12-0	1-Methylnaphthalene	59	< 59 U

Reported in µg/kg (ppb)

Semivolatile Surrogate Recovery

d5-Nitrobenzene	61.2%	2-Fluorobiphenyl	64.9%
d14-p-Terphenyl	66.1%	d4-1,2-Dichlorobenzene	47.8%
d5-Phenol	61.0%	2-Fluorophenol	57.1%
2,4,6-Tribromophenol	90.4%	d4-2-Chlorophenol	59.7%

ORGANICS ANALYSIS DATA SHEET

PSDDA Semivolatiles by SW8270D GC/MS

Page 1 of 1

Sample ID: 3SED9-C

SAMPLE

Lab Sample ID: PB440

LIMS ID: 09-12801

Matrix: Sediment

Data Release Authorized:

Reported: 06/17/09

QC Report No: PB44-ENVIROMENTAL SCIENCE CORP.

Project: JELD-WEN NORD DOOR

NA

Date Sampled: 06/04/09

Date Received: 06/04/09

Date Extracted: 06/10/09

Date Analyzed: 06/17/09 00:03

Instrument/Analyst: NT4/LJR

GPC Cleanup: Yes

Sample Amount: 25.7 g-dry-wt

Final Extract Volume: 0.5 mL

Dilution Factor: 1.00

Percent Moisture: 36.8%

CAS Number	Analyte	RL	Result
108-95-2	Phenol	20	< 20 U
541-73-1	1,3-Dichlorobenzene	20	< 20 U
106-46-7	1,4-Dichlorobenzene	20	< 20 U
100-51-6	Benzyl Alcohol	20	< 20 U
95-50-1	1,2-Dichlorobenzene	20	< 20 U
95-48-7	2-Methylphenol	20	< 20 U
106-44-5	4-Methylphenol	20	< 20 U
67-72-1	Hexachloroethane	20	< 20 U
105-67-9	2,4-Dimethylphenol	20	< 20 U
65-85-0	Benzoic Acid	200	< 200 U
120-82-1	1,2,4-Trichlorobenzene	20	< 20 U
91-20-3	Naphthalene	20	< 20 U
87-68-3	Hexachlorobutadiene	20	< 20 U
91-57-6	2-Methylnaphthalene	20	< 20 U
131-11-3	Dimethylphthalate	20	< 20 U
208-96-8	Acenaphthylene	20	9.7 J
83-32-9	Acenaphthene	20	< 20 U
132-64-9	Dibenzofuran	20	< 20 U
84-66-2	Diethylphthalate	20	< 20 U
86-73-7	Fluorene	20	< 20 U
86-30-6	N-Nitrosodiphenylamine	20	< 20 U
118-74-1	Hexachlorobenzene	20	< 20 U
87-86-5	Pentachlorophenol	97	< 97 U
85-01-8	Phenanthrene	20	41
120-12-7	Anthracene	20	21
84-74-2	Di-n-Butylphthalate	20	< 20 U
206-44-0	Fluoranthene	20	190
129-00-0	Pyrene	20	140
85-68-7	Butylbenzylphthalate	20	< 20 U
56-55-3	Benzo (a) anthracene	20	79
117-81-7	bis (2-Ethylhexyl) phthalate	20	50
218-01-9	Chrysene	20	130
117-84-0	Di-n-Octyl phthalate	20	< 20 U
205-99-2	Benzo (b) fluoranthene	20	71
207-08-9	Benzo (k) fluoranthene	20	71
50-32-8	Benzo (a) pyrene	20	67
193-39-5	Indeno (1,2,3-cd) pyrene	20	35
53-70-3	Dibenz (a, h) anthracene	20	16 J
191-24-2	Benzo (g, h, i) perylene	20	35
90-12-0	1-Methylnaphthalene	20	< 20 U

Reported in µg/kg (ppb)

Semivolatile Surrogate Recovery

d5-Nitrobenzene	61.2%	2-Fluorobiphenyl	67.6%
d14-p-Terphenyl	67.6%	d4-1,2-Dichlorobenzene	50.4%
d5-Phenol	65.9%	2-Fluorophenol	63.5%
2,4,6-Tribromophenol	93.3%	d4-2-Chlorophenol	65.9%

SW8270 SEMIVOLATILES SOIL/SEDIMENT SURROGATE RECOVERY SUMMARY

Matrix: Sediment

QC Report No: PB44-ENVIROMENTAL SCIENCE CORP.

Project: JELD-WEN NORD DOOR

Client ID	NBZ	FBP	TPH	DCB	PHL	2FP	TBP	2CP	TOT	OUT
3SED4-A	58.8%	69.2%	74.8%	56.4%	68.3%	58.9%	84.8%	69.1%	0	
3SED4-B	62.0%	72.0%	75.6%	56.0%	72.0%	61.1%	91.5%	73.9%	0	
3SED4-C	58.4%	64.0%	72.0%	52.8%	67.5%	57.9%	81.9%	69.6%	0	
3SED3-A	59.2%	66.5%	65.4%	52.9%	62.0%	54.1%	77.3%	61.6%	0	
3SED3-B	55.6%	62.5%	64.8%	43.0%	59.5%	52.2%	79.0%	60.0%	0	
3SED3-C	56.9%	65.5%	64.6%	48.0%	63.2%	55.4%	81.6%	63.0%	0	
3SED6-A	60.8%	69.2%	78.4%	59.6%	69.1%	59.7%	89.1%	69.1%	0	
3SED6-B	56.8%	63.6%	73.2%	55.6%	60.3%	56.5%	81.1%	61.3%	0	
MB-061009	54.8%	59.6%	77.2%	56.8%	60.0%	54.1%	75.7%	60.5%	0	
LCS-061009	56.0%	60.4%	75.6%	59.2%	64.0%	56.5%	81.3%	64.3%	0	
3SED6-C	56.0%	66.0%	74.4%	54.4%	64.8%	58.1%	84.5%	64.8%	0	
3SED6-C MS	58.8%	65.6%	71.2%	56.8%	68.0%	60.0%	87.2%	69.1%	0	
3SED6-C MSD	58.4%	64.0%	71.6%	52.8%	67.7%	57.9%	87.2%	67.2%	0	
3SED7-A	64.8%	71.0%	69.5%	55.1%	60.3%	59.8%	86.4%	62.6%	0	
3SED7-B	57.6%	66.4%	67.2%	48.4%	67.5%	57.9%	89.1%	69.1%	0	
3SED7-C	59.2%	67.2%	66.4%	48.4%	66.7%	56.8%	89.3%	68.0%	0	
3SED9-A	59.2%	66.0%	67.2%	44.4%	66.4%	56.3%	87.7%	65.6%	0	
3SED9-B	61.2%	64.9%	66.1%	47.8%	61.0%	57.1%	90.4%	59.7%	0	
3SED9-C	61.2%	67.6%	67.6%	50.4%	65.9%	63.5%	93.3%	65.9%	0	

LCS/MB LIMITS QC LIMITS

(NBZ) = d5-Nitrobenzene	(37-85)	(29-87)
(FBP) = 2-Fluorobiphenyl	(39-82)	(32-88)
(TPH) = d14-p-Terphenyl	(38-105)	(21-97)
(DCB) = d4-1,2-Dichlorobenzene	(33-79)	(25-82)
(PHL) = d5-Phenol	(40-85)	(29-85)
(2FP) = 2-Fluorophenol	(20-93)	(10-114)
(TBP) = 2,4,6-Tribromophenol	(40-96)	(25-103)
(2CP) = d4-2-Chlorophenol	(41-81)	(30-84)

Prep Method: SW3550B

Log Number Range: 09-12787 to 09-12801

ORGANICS ANALYSIS DATA SHEET
PSDDA Semivolatiles by SW8270D GC/MS
 Page 1 of 1

Sample ID: 3SED6-C
MS/MSD

Lab Sample ID: PB44I
 LIMS ID: 09-12795
 Matrix: Sediment
 Data Release Authorized: *[Signature]*
 Reported: 06/17/09

QC Report No: PB44-ENVIRONMENTAL SCIENCE CORP.
 Project: JELD-WEN NORD DOOR

Date Sampled: 06/04/09
 Date Received: 06/04/09

Date Extracted MS/MSD: 06/10/09
 Date Analyzed MS: 06/16/09 19:58
 MSD: 06/16/09 20:33
 Instrument/Analyst MS: NT4/LJR
 MSD: NT4/LJR
 GPC Cleanup: YES

Sample Amount MS: 26.2 g-dry-wt
 MSD: 25.8 g-dry-wt
 Final Extract Volume MS: 0.5 mL
 MSD: 0.5 mL
 Dilution Factor MS: 1.00
 MSD: 1.00
 Percent Moisture: 14.5 %

Analyte	Sample	MS	Spike Added-MS	MS Recovery	MSD	Spike Added-MSD	MSD Recovery	RPD
Phenol	< 19.3	321	476	67.4%	318	484	65.7%	0.9%
1,3-Dichlorobenzene	< 19.3	260	476	54.6%	257	484	53.1%	1.2%
1,4-Dichlorobenzene	< 19.3	271	476	56.9%	276	484	57.0%	1.8%
Benzyl Alcohol	< 19.3	613	952	64.4%	608	969	62.7%	0.8%
1,2-Dichlorobenzene	< 19.3	302	476	63.4%	300	484	62.0%	0.7%
2-Methylphenol	< 19.3	346	476	72.7%	328	484	67.8%	5.3%
4-Methylphenol	< 19.3	691	952	72.6%	700	969	72.2%	1.3%
Hexachloroethane	< 19.3	249	476	52.3%	248	484	51.2%	0.4%
2,4-Dimethylphenol	< 19.3	290	476	60.9%	295	484	61.0%	1.7%
Benzoic Acid	< 19.3	1110	1430	77.6%	777	1450	53.6%	35.3%
1,2,4-Trichlorobenzene	< 19.3	326	476	68.5%	320	484	66.1%	1.9%
Naphthalene	< 19.3	314	476	66.0%	317	484	65.5%	1.0%
Hexachlorobutadiene	< 19.3	354	476	74.4%	350	484	72.3%	1.1%
2-Methylnaphthalene	< 19.3	333	476	70.0%	341	484	70.5%	2.4%
Dimethylphthalate	< 19.3	379	476	79.6%	393	484	81.2%	3.6%
Acenaphthylene	< 19.3	332	476	69.7%	348	484	71.9%	4.7%
Acenaphthene	< 19.3	346	476	72.7%	353	484	72.9%	2.0%
Dibenzofuran	< 19.3	366	476	76.9%	370	484	76.4%	1.1%
Diethylphthalate	< 19.3	407	476	85.5%	411	484	84.9%	1.0%
Fluorene	< 19.3	410	476	86.1%	420	484	86.8%	2.4%
N-Nitrosodiphenylamine	< 19.3	366	476	76.9%	378	484	78.1%	3.2%
Hexachlorobenzene	46.7	423	476	79.1%	415	484	76.1%	1.9%
Pentachlorophenol	< 96.5	215	476	45.2%	218	484	45.0%	1.4%
Phenanthrene	< 19.3	401	476	84.2%	408	484	84.3%	1.7%
Anthracene	< 19.3	368	476	77.3%	385	484	79.5%	4.5%
Di-n-Butylphthalate	< 19.3	383	476	80.5%	390	484	80.6%	1.8%
Fluoranthene	10.0	406	476	83.2%	410	484	82.6%	1.0%
Pyrene	< 19.3	346	476	72.7%	351	484	72.5%	1.4%
Butylbenzylphthalate	< 19.3	349	476	73.3%	346	484	71.5%	0.9%
Benzo(a)anthracene	< 19.3	397	476	83.4%	403	484	83.3%	1.5%
bis(2-Ethylhexyl)phthalate	< 19.3	365	476	76.7%	365	484	75.4%	0.0%
Chrysene	11.0	401	476	81.9%	401	484	80.6%	0.0%
Di-n-Octyl phthalate	< 19.3	374	476	78.6%	375	484	77.5%	0.3%
Benzo(b)fluoranthene	< 19.3	418	476	87.8%	418	484	86.4%	0.0%
Benzo(k)fluoranthene	< 19.3	434	476	91.2%	443	484	91.5%	2.1%
Benzo(a)pyrene	< 19.3	393	476	82.6%	409	484	84.5%	4.0%
Indeno(1,2,3-cd)pyrene	< 19.3	409	476	85.9%	414	484	85.5%	1.2%
Dibenz(a,h)anthracene	< 19.3	421	476	88.4%	433	484	89.5%	2.8%
Benzo(g,h,i)perylene	< 19.3	381	476	80.0%	380	484	78.5%	0.3%
1-Methylnaphthalene	< 19.3	366	476	76.9%	370	484	76.4%	1.1%

Results reported in µg/kg
 RPD calculated using sample concentrations per SW846.

ORGANICS ANALYSIS DATA SHEET
PSDDA Semivolatiles by SW8270D GC/MS
 Page 1 of 1

Sample ID: 3SED6-C
MATRIX SPIKE

Lab Sample ID: PB44I
 LIMS ID: 09-12795
 Matrix: Sediment
 Data Release Authorized: *[Signature]*
 Reported: 06/17/09

QC Report No: PB44-ENVIROMENTAL SCIENCE CORP.
 Project: JELD-WEN NORD DOOR
 NA
 Date Sampled: 06/04/09
 Date Received: 06/04/09

Date Extracted: 06/10/09
 Date Analyzed: 06/16/09 19:58
 Instrument/Analyst: NT4/LJR
 GPC Cleanup: Yes

Sample Amount: 26.2 g-dry-wt
 Final Extract Volume: 0.5 mL
 Dilution Factor: 1.00
 Percent Moisture: 14.5%

CAS Number	Analyte	RL	Result
108-95-2	Phenol	19	---
541-73-1	1,3-Dichlorobenzene	19	---
106-46-7	1,4-Dichlorobenzene	19	---
100-51-6	Benzyl Alcohol	19	---
95-50-1	1,2-Dichlorobenzene	19	---
95-48-7	2-Methylphenol	19	---
106-44-5	4-Methylphenol	19	---
67-72-1	Hexachloroethane	19	---
105-67-9	2,4-Dimethylphenol	19	---
65-85-0	Benzoic Acid	190	---
120-82-1	1,2,4-Trichlorobenzene	19	---
91-20-3	Naphthalene	19	---
87-68-3	Hexachlorobutadiene	19	---
91-57-6	2-Methylnaphthalene	19	---
131-11-3	Dimethylphthalate	19	---
208-96-8	Acenaphthylene	19	---
83-32-9	Acenaphthene	19	---
132-64-9	Dibenzofuran	19	---
84-66-2	Diethylphthalate	19	---
86-73-7	Fluorene	19	---
86-30-6	N-Nitrosodiphenylamine	19	---
118-74-1	Hexachlorobenzene	19	---
87-86-5	Pentachlorophenol	95	---
85-01-8	Phenanthrene	19	---
120-12-7	Anthracene	19	---
84-74-2	Di-n-Butylphthalate	19	---
206-44-0	Fluoranthene	19	---
129-00-0	Pyrene	19	---
85-68-7	Butylbenzylphthalate	19	---
56-55-3	Benzo(a)anthracene	19	---
117-81-7	bis(2-Ethylhexyl)phthalate	19	---
218-01-9	Chrysene	19	---
117-84-0	Di-n-Octyl phthalate	19	---
205-99-2	Benzo(b)fluoranthene	19	---
207-08-9	Benzo(k)fluoranthene	19	---
50-32-8	Benzo(a)pyrene	19	---
193-39-5	Indeno(1,2,3-cd)pyrene	19	---
53-70-3	Dibenz(a,h)anthracene	19	---
191-24-2	Benzo(g,h,i)perylene	19	---
90-12-0	1-Methylnaphthalene	19	---

Reported in µg/kg (ppb)

Semivolatile Surrogate Recovery

d5-Nitrobenzene	58.8%	2-Fluorobiphenyl	65.6%
d14-p-Terphenyl	71.2%	d4-1,2-Dichlorobenzene	56.8%
d5-Phenol	68.0%	2-Fluorophenol	60.0%
2,4,6-Tribromophenol	87.2%	d4-2-Chlorophenol	69.1%

ORGANICS ANALYSIS DATA SHEET
PSDDA Semivolatiles by SW8270D GC/MS
 Page 1 of 1

Sample ID: 3SED6-C
 MATRIX SPIKE DUPLICATE

Lab Sample ID: PB44I
 LIMS ID: 09-12795
 Matrix: Sediment
 Data Release Authorized: *[Signature]*
 Reported: 06/17/09

QC Report No: PB44-ENVIRONMENTAL SCIENCE CORP.
 Project: JELD-WEN NORD DOOR
 NA
 Date Sampled: 06/04/09
 Date Received: 06/04/09

Date Extracted: 06/10/09
 Date Analyzed: 06/16/09 20:33
 Instrument/Analyst: NT4/LJR
 GPC Cleanup: Yes

Sample Amount: 25.8 g-dry-wt
 Final Extract Volume: 0.5 mL
 Dilution Factor: 1.00
 Percent Moisture: 14.5%

CAS Number	Analyte	RL	Result
108-95-2	Phenol	19	---
541-73-1	1,3-Dichlorobenzene	19	---
106-46-7	1,4-Dichlorobenzene	19	---
100-51-6	Benzyl Alcohol	19	---
95-50-1	1,2-Dichlorobenzene	19	---
95-48-7	2-Methylphenol	19	---
106-44-5	4-Methylphenol	19	---
67-72-1	Hexachloroethane	19	---
105-67-9	2,4-Dimethylphenol	19	---
65-85-0	Benzoic Acid	190	---
120-82-1	1,2,4-Trichlorobenzene	19	---
91-20-3	Naphthalene	19	---
87-68-3	Hexachlorobutadiene	19	---
91-57-6	2-Methylnaphthalene	19	---
131-11-3	Dimethylphthalate	19	---
208-96-8	Acenaphthylene	19	---
83-32-9	Acenaphthene	19	---
132-64-9	Dibenzofuran	19	---
84-66-2	Diethylphthalate	19	---
86-73-7	Fluorene	19	---
86-30-6	N-Nitrosodiphenylamine	19	---
118-74-1	Hexachlorobenzene	19	---
87-86-5	Pentachlorophenol	97	---
85-01-8	Phenanthrene	19	---
120-12-7	Anthracene	19	---
84-74-2	Di-n-Butylphthalate	19	---
206-44-0	Fluoranthene	19	---
129-00-0	Pyrene	19	---
85-68-7	Butylbenzylphthalate	19	---
56-55-3	Benzo(a)anthracene	19	---
117-81-7	bis(2-Ethylhexyl)phthalate	19	---
218-01-9	Chrysene	19	---
117-84-0	Di-n-Octyl phthalate	19	---
205-99-2	Benzo(b)fluoranthene	19	---
207-08-9	Benzo(k)fluoranthene	19	---
50-32-8	Benzo(a)pyrene	19	---
193-39-5	Indeno(1,2,3-cd)pyrene	19	---
53-70-3	Dibenz(a,h)anthracene	19	---
191-24-2	Benzo(g,h,i)perylene	19	---
90-12-0	1-Methylnaphthalene	19	---


Reported in µg/kg (ppb)

Semivolatile Surrogate Recovery

d5-Nitrobenzene	58.4%	2-Fluorobiphenyl	64.0%
d14-p-Terphenyl	71.6%	d4-1,2-Dichlorobenzene	52.8%
d5-Phenol	67.7%	2-Fluorophenol	57.9%
2,4,6-Tribromophenol	87.2%	d4-2-Chlorophenol	67.2%

ORGANICS ANALYSIS DATA SHEET
PSDDA Semivolatiles by SW8270D GC/MS
 Page 1 of 2

Sample ID: LCS-061009
LAB CONTROL

Lab Sample ID: LCS-061009
 LIMS ID: 09-12795
 Matrix: Sediment
 Data Release Authorized: 
 Reported: 06/17/09

QC Report No: PB44-ENVIROMENTAL SCIENCE CORP.
 Project: JELD-WEN NORD DOOR

Date Sampled: 06/04/09
 Date Received: 06/04/09

Date Extracted: 06/10/09
 Date Analyzed: 06/16/09 14:14
 Instrument/Analyst: NT4/LJR
 GPC Cleanup: YES

Sample Amount: 25.0 g
 Final Extract Volume: 0.5 mL
 Dilution Factor: 1.00
 Percent Moisture: NA

Analyte	Lab Control	Spike Added	Recovery
Phenol	299	500	59.8%
1,3-Dichlorobenzene	283	500	56.6%
1,4-Dichlorobenzene	292	500	58.4%
Benzyl Alcohol	628	1000	62.8%
1,2-Dichlorobenzene	317	500	63.4%
2-Methylphenol	325	500	65.0%
4-Methylphenol	687	1000	68.7%
Hexachloroethane	298	500	59.6%
2,4-Dimethylphenol	235	500	47.0%
Benzoic Acid	1060	1500	70.7%
1,2,4-Trichlorobenzene	308	500	61.6%
Naphthalene	316	500	63.2%
Hexachlorobutadiene	334	500	66.8%
2-Methylnaphthalene	326	500	65.2%
Dimethylphthalate	387	500	77.4%
Acenaphthylene	329	500	65.8%
Acenaphthene	336	500	67.2%
Dibenzofuran	347	500	69.4%
Diethylphthalate	403	500	80.6%
Fluorene	392	500	78.4%
N-Nitrosodiphenylamine	355	500	71.0%
Hexachlorobenzene	385	500	77.0%
Pentachlorophenol	366	500	73.2%
Phenanthrene	396	500	79.2%
Anthracene	371	500	74.2%
Di-n-Butylphthalate	432	500	86.4%
Fluoranthene	440	500	88.0%
Pyrene	383	500	76.6%
Butylbenzylphthalate	399	500	79.8%
Benzo(a)anthracene	401	500	80.2%
bis(2-Ethylhexyl)phthalate	406	500	81.2%
Chrysene	399	500	79.8%
Di-n-Octyl phthalate	395	500	79.0%
Benzo(b)fluoranthene	471	500	94.2%
Benzo(k)fluoranthene	456	500	91.2%
Benzo(a)pyrene	405	500	81.0%
Indeno(1,2,3-cd)pyrene	408	500	81.6%

ORGANICS ANALYSIS DATA SHEET
PSDDA Semivolatiles by SW8270D GC/MS
Page 2 of 2

Sample ID: LCS-061009
LAB CONTROL

Lab Sample ID: LCS-061009
LIMS ID: 09-12795
Matrix: Sediment
Date Analyzed: 06/16/09 14:14

QC Report No: PB44-ENVIROMENTAL SCIENCE CORP.
Project: JELD-WEN NORD DOOR

Analyte	Lab Control	Spike Added	Recovery
Dibenz (a,h) anthracene	424	500	84.8%
Benzo (g,h,i) perylene	371	500	74.2%
1-Methylnaphthalene	357	500	71.4%

Semivolatile Surrogate Recovery

d5-Nitrobenzene	56.0%
2-Fluorobiphenyl	60.4%
d14-p-Terphenyl	75.6%
d4-1,2-Dichlorobenzene	59.2%
d5-Phenol	64.0%
2-Fluorophenol	56.5%
2,4,6-Tribromophenol	81.3%
d4-2-Chlorophenol	64.3%

Results reported in $\mu\text{g}/\text{kg}$

4B
SEMIVOLATILE METHOD BLANK SUMMARY

BLANK NO.

PB44MBS1

Lab Name: ANALYTICAL RESOURCES, INC
 ARI Job No: PB44
 Lab File ID: PB44MB
 Instrument ID: NT4
 Matrix: SOLID

Client: ESC
 Project: JELD-WEN NORD DOOR
 Date Extracted: 06/10/09
 Date Analyzed: 06/16/09
 Time Analyzed: 1340


THIS METHOD BLANK APPLIES TO THE FOLLOWING SAMPLES, MS and MSD:

	CLIENT SAMPLE NO.	LAB SAMPLE ID	LAB FILE ID	DATE ANALYZED
	=====	=====	=====	=====
01	PB44LCSS1	PB44LCSS1	PB44SB	06/16/09
02	3SED4-A	PB44A	PB44A	06/16/09
03	3SED4-B	PB44B	PB44B	06/16/09
04	3SED4-C	PB44C	PB44C	06/16/09
05	3SED3-A	PB44D	PB44D	06/16/09
06	3SED3-B	PB44E	PB44E	06/16/09
07	3SED3-C	PB44F	PB44F	06/16/09
08	3SED6-A	PB44G	PB44G	06/16/09
09	3SED6-B	PB44H	PB44H	06/16/09
10	3SED6-C	PB44I	PB44I	06/16/09
11	3SED6-C MS	PB44IMS	PB44IMS	06/16/09
12	3SED6-C MSD	PB44IMSD	PB44IMD	06/16/09
13	3SED7-A	PB44J	PB44J	06/16/09
14	3SED7-B	PB44K	PB44K	06/16/09
15	3SED7-C	PB44L	PB44L	06/16/09
16	3SED9-A	PB44M	PB44M	06/16/09
17	3SED9-B	PB44N	PB44N	06/16/09
18	3SED9-C	PB44O	PB44O	06/17/09
19				
20				
21				
22				
23				
24				
25				
26				
27				
28				
29				
30				

COMMENTS:

ORGANICS ANALYSIS DATA SHEET
PSDDA Semivolatiles by SW8270D GC/MS
 Page 1 of 1

Sample ID: MB-061009
 METHOD BLANK

Lab Sample ID: MB-061009
 LIMS ID: 09-12795
 Matrix: Sediment
 Data Release Authorized: 
 Reported: 06/17/09

QC Report No: PB44-ENVIROMENTAL SCIENCE CORP.
 Project: JELD-WEN NORD DOOR
 NA
 Date Sampled: NA
 Date Received: NA

Date Extracted: 06/10/09
 Date Analyzed: 06/16/09 13:40
 Instrument/Analyst: NT4/LJR
 GPC Cleanup: Yes

Sample Amount: 25.0 g
 Final Extract Volume: 0.5 mL
 Dilution Factor: 1.00
 Percent Moisture: NA

CAS Number	Analyte	RL	Result
108-95-2	Phenol	20	< 20 U
541-73-1	1,3-Dichlorobenzene	20	< 20 U
106-46-7	1,4-Dichlorobenzene	20	< 20 U
100-51-6	Benzyl Alcohol	20	< 20 U
95-50-1	1,2-Dichlorobenzene	20	< 20 U
95-48-7	2-Methylphenol	20	< 20 U
106-44-5	4-Methylphenol	20	< 20 U
67-72-1	Hexachloroethane	20	< 20 U
105-67-9	2,4-Dimethylphenol	20	< 20 U
65-85-0	Benzoic Acid	200	< 200 U
120-82-1	1,2,4-Trichlorobenzene	20	< 20 U
91-20-3	Naphthalene	20	< 20 U
87-68-3	Hexachlorobutadiene	20	< 20 U
91-57-6	2-Methylnaphthalene	20	< 20 U
131-11-3	Dimethylphthalate	20	< 20 U
208-96-8	Acenaphthylene	20	< 20 U
83-32-9	Acenaphthene	20	< 20 U
132-64-9	Dibenzofuran	20	< 20 U
84-66-2	Diethylphthalate	20	< 20 U
86-73-7	Fluorene	20	< 20 U
86-30-6	N-Nitrosodiphenylamine	20	< 20 U
118-74-1	Hexachlorobenzene	20	< 20 U
87-86-5	Pentachlorophenol	100	< 100 U
85-01-8	Phenanthrene	20	< 20 U
120-12-7	Anthracene	20	< 20 U
84-74-2	Di-n-Butylphthalate	20	< 20 U
206-44-0	Fluoranthene	20	< 20 U
129-00-0	Pyrene	20	< 20 U
85-68-7	Butylbenzylphthalate	20	< 20 U
56-55-3	Benzo(a)anthracene	20	< 20 U
117-81-7	bis(2-Ethylhexyl)phthalate	20	< 20 U
218-01-9	Chrysene	20	< 20 U
117-84-0	Di-n-Octyl phthalate	20	< 20 U
205-99-2	Benzo(b)fluoranthene	20	< 20 U
207-08-9	Benzo(k)fluoranthene	20	< 20 U
50-32-8	Benzo(a)pyrene	20	< 20 U
193-39-5	Indeno(1,2,3-cd)pyrene	20	< 20 U
53-70-3	Dibenz(a,h)anthracene	20	< 20 U
191-24-2	Benzo(g,h,i)perylene	20	< 20 U
90-12-0	1-Methylnaphthalene	20	< 20 U

Reported in µg/kg (ppb)

Semivolatile Surrogate Recovery

d5-Nitrobenzene	54.8%	2-Fluorobiphenyl	59.6%
d14-p-Terphenyl	77.2%	d4-1,2-Dichlorobenzene	56.8%
d5-Phenol	60.0%	2-Fluorophenol	54.1%
2,4,6-Tribromophenol	75.7%	d4-2-Chlorophenol	60.5%

SIM SEMIVOLATILE ANALYSIS

ORGANICS ANALYSIS DATA SHEET

Semivolatiles by Selected Ion Monitoring GC/MS

Sample ID: 3SED4-A

Page 1 of 1

SAMPLE

Lab Sample ID: PB44A
LIMS ID: 09-12787
Matrix: Sediment
Data Release Authorized:
Reported: 06/19/09

QC Report No: PB44-ENVIRONMENTAL SCIENCE CORP.
Project: JELD-WEN NORD DOOR
Event: NA
Date Sampled: 06/04/09
Date Received: 06/04/09

Date Extracted: 06/09/09
Date Analyzed: 06/16/09 12:33
Instrument/Analyst: NT2/PK
GPC Cleanup: Yes
Silica Gel Cleanup: No
Alumina Cleanup: No

Sample Amount: 16.8 g-dry-wt
Final Extract Volume: 1.0 mL
Dilution Factor: 1.00
Percent Moisture: 17.1%

CAS Number	Analyte	RL	Result
53-70-3	Dibenz(a,h)anthracene	6.0	< 6.0 U
106-46-7	1,4-Dichlorobenzene	6.0	< 6.0 U
120-82-1	1,2,4-Trichlorobenzene	6.0	< 6.0 U
118-74-1	Hexachlorobenzene	6.0	< 6.0 U
87-68-3	Hexachlorobutadiene	6.0	< 6.0 U
131-11-3	Dimethylphthalate	15	< 15 U
85-68-7	Butylbenzylphthalate	15	< 15 U
95-48-7	2-Methylphenol	6.0	< 6.0 U
105-67-9	2,4-Dimethylphenol	6.0	< 6.0 U
86-30-6	N-Nitrosodiphenylamine	6.0	< 6.0 U
100-51-6	Benzyl Alcohol	30	< 30 U
87-86-5	Pentachlorophenol	30	< 30 U
95-50-1	1,2-Dichlorobenzene	6.0	< 6.0 U
541-73-1	1,3-Dichlorobenzene	6.0	< 6.0 U

Reported in µg/kg (ppb)

SIM Semivolatile Surrogate Recovery

2-Fluorobiphenyl	83.6%	d5-Phenol	71.5%
2-Fluorophenol	69.9%	d4-2-Chlorophenol	78.4%
d4-1,2-Dichlorobenzene	66.4%	d5-Nitrobenzene	70.8%
2,4,6-Tribromophenol	94.7%	d14-p-Terphenyl	98.8%

ORGANICS ANALYSIS DATA SHEET

Semivolatiles by Selected Ion Monitoring GC/MS

Sample ID: 3SED4-B

Page 1 of 1

SAMPLE

Lab Sample ID: PB44B

QC Report No: PB44-ENVIRONMENTAL SCIENCE CORP.

LIMS ID: 09-12788


Project: JELD-WEN NORD DOOR

Matrix: Sediment

Event: NA

Data Release Authorized:

Date Sampled: 06/04/09

Reported: 06/19/09 

Date Received: 06/04/09

Date Extracted: 06/09/09

Sample Amount: 16.5 g-dry-wt

Date Analyzed: 06/16/09 13:07

Final Extract Volume: 1.0 mL

Instrument/Analyst: NT2/PK

Dilution Factor: 1.00

GPC Cleanup: Yes

Percent Moisture: 22.5%

Silica Gel Cleanup: No

Alumina Cleanup: No

CAS Number	Analyte	RL	Result
53-70-3	Dibenz (a, h) anthracene	6.1	< 6.1 U
106-46-7	1,4-Dichlorobenzene	6.1	< 6.1 U
120-82-1	1,2,4-Trichlorobenzene	6.1	< 6.1 U
118-74-1	Hexachlorobenzene	6.1	< 6.1 U
87-68-3	Hexachlorobutadiene	6.1	< 6.1 U
131-11-3	Dimethylphthalate	15	< 15 U
85-68-7	Butylbenzylphthalate	15	< 15 U
95-48-7	2-Methylphenol	6.1	< 6.1 U
105-67-9	2,4-Dimethylphenol	6.1	< 6.1 U
86-30-6	N-Nitrosodiphenylamine	6.1	< 6.1 U
100-51-6	Benzyl Alcohol	30	< 30 U
87-86-5	Pentachlorophenol	30	< 30 U
95-50-1	1,2-Dichlorobenzene	6.1	< 6.1 U
541-73-1	1,3-Dichlorobenzene	6.1	< 6.1 U

Reported in $\mu\text{g}/\text{kg}$ (ppb)

SIM Semivolatile Surrogate Recovery

2-Fluorobiphenyl	85.6%	d5-Phenol	73.3%
2-Fluorophenol	70.1%	d4-2-Chlorophenol	79.2%
d4-1,2-Dichlorobenzene	66.8%	d5-Nitrobenzene	70.8%
2,4,6-Tribromophenol	92.8%	d14-p-Terphenyl	102%

ORGANICS ANALYSIS DATA SHEET

Semivolatiles by Selected Ion Monitoring GC/MS

Sample ID: 3SED4-C

Page 1 of 1

SAMPLE

Lab Sample ID: PB44C
LIMS ID: 09-12789
Matrix: Sediment
Data Release Authorized: *RA*
Reported: 06/19/09

QC Report No: PB44-ENVIRONMENTAL SCIENCE CORP.
Project: JELD-WEN NORD DOOR
Event: NA
Date Sampled: 06/04/09
Date Received: 06/04/09

Date Extracted: 06/09/09
Date Analyzed: 06/16/09 13:41
Instrument/Analyst: NT2/PK
GPC Cleanup: Yes
Silica Gel Cleanup: No
Alumina Cleanup: No

Sample Amount: 16.8 g-dry-wt
Final Extract Volume: 1.0 mL
Dilution Factor: 1.00
Percent Moisture: 25.3%

CAS Number	Analyte	RL	Result
53-70-3	Dibenz(a,h)anthracene	6.0	< 6.0 U
106-46-7	1,4-Dichlorobenzene	6.0	< 6.0 U
120-82-1	1,2,4-Trichlorobenzene	6.0	< 6.0 U
118-74-1	Hexachlorobenzene	6.0	< 6.0 U
87-68-3	Hexachlorobutadiene	6.0	< 6.0 U
131-11-3	Dimethylphthalate	15	< 15 U
85-68-7	Butylbenzylphthalate	15	< 15 U
95-48-7	2-Methylphenol	6.0	< 6.0 U
105-67-9	2,4-Dimethylphenol	6.0	< 6.0 U
86-30-6	N-Nitrosodiphenylamine	6.0	< 6.0 U
100-51-6	Benzyl Alcohol	30	< 30 U
87-86-5	Pentachlorophenol	30	< 30 U
95-50-1	1,2-Dichlorobenzene	6.0	< 6.0 U
541-73-1	1,3-Dichlorobenzene	6.0	< 6.0 U

Reported in $\mu\text{g}/\text{kg}$ (ppb)

SIM Semivolatile Surrogate Recovery

2-Fluorobiphenyl	82.4%	d5-Phenol	71.5%
2-Fluorophenol	67.2%	d4-2-Chlorophenol	76.3%
d4-1,2-Dichlorobenzene	65.2%	d5-Nitrobenzene	68.4%
2,4,6-Tribromophenol	91.5%	d14-p-Terphenyl	104%

ORGANICS ANALYSIS DATA SHEET

Semivolatiles by Selected Ion Monitoring GC/MS

Sample ID: 3SED3-A

Page 1 of 1

SAMPLE

Lab Sample ID: PB44D

QC Report No: PB44-ENVIRONMENTAL SCIENCE CORP.

LIMS ID: 09-12790

Project: JELD-WEN NORD DOOR

Matrix: Sediment

Event: NA

Data Release Authorized: 

Date Sampled: 06/04/09

Reported: 06/19/09

Date Received: 06/04/09

Date Extracted: 06/09/09

Sample Amount: 17.4 g-dry-wt

Date Analyzed: 06/16/09 14:16

Final Extract Volume: 1.0 mL

Instrument/Analyst: NT2/PK

Dilution Factor: 1.00

GPC Cleanup: Yes

Percent Moisture: 16.3%

Silica Gel Cleanup: No

Alumina Cleanup: No

CAS Number	Analyte	RL	Result
53-70-3	Dibenz (a, h) anthracene	5.8	14
106-46-7	1,4-Dichlorobenzene	5.8	< 5.8 U
120-82-1	1,2,4-Trichlorobenzene	5.8	< 5.8 U
118-74-1	Hexachlorobenzene	5.8	< 5.8 U
87-68-3	Hexachlorobutadiene	5.8	< 5.8 U
131-11-3	Dimethylphthalate	14	< 14 U
85-68-7	Butylbenzylphthalate	14	< 14 U
95-48-7	2-Methylphenol	5.8	< 5.8 U
105-67-9	2,4-Dimethylphenol	5.8	< 5.8 U
86-30-6	N-Nitrosodiphenylamine	5.8	< 5.8 U
100-51-6	Benzyl Alcohol	29	< 29 U
87-86-5	Pentachlorophenol	29	110
95-50-1	1,2-Dichlorobenzene	5.8	< 5.8 U
541-73-1	1,3-Dichlorobenzene	5.8	< 5.8 U

Reported in µg/kg (ppb)

SIM Semivolatile Surrogate Recovery

2-Fluorobiphenyl	82.8%	d5-Phenol	74.4%
2-Fluorophenol	69.9%	d4-2-Chlorophenol	77.9%
d4-1,2-Dichlorobenzene	63.6%	d5-Nitrobenzene	72.4%
2,4,6-Tribromophenol	108%	d14-p-Terphenyl	149%

ORGANICS ANALYSIS DATA SHEET

Semivolatiles by Selected Ion Monitoring GC/MS
Page 1 of 1

Sample ID: 3SED3-A
DILUTION

Lab Sample ID: PB44D
LIMS ID: 09-12790
Matrix: Sediment
Data Release Authorized:
Reported: 06/19/09

QC Report No: PB44-ENVIRONMENTAL SCIENCE CORP.
Project: JELD-WEN NORD DOOR
Event: NA
Date Sampled: 06/04/09
Date Received: 06/04/09

Date Extracted: 06/09/09
Date Analyzed: 06/17/09 16:06
Instrument/Analyst: NT2/PK
GPC Cleanup: Yes
Silica Gel Cleanup: No
Alumina Cleanup: No

Sample Amount: 17.4 g-dry-wt
Final Extract Volume: 1.0 mL
Dilution Factor: 3.00
Percent Moisture: 16.3%

CAS Number	Analyte	RL	Result
53-70-3	Dibenz(a,h)anthracene	17	< 17 U
106-46-7	1,4-Dichlorobenzene	17	< 17 U
120-82-1	1,2,4-Trichlorobenzene	17	< 17 U
118-74-1	Hexachlorobenzene	17	< 17 U
87-68-3	Hexachlorobutadiene	17	< 17 U
131-11-3	Dimethylphthalate	43	< 43 U
85-68-7	Butylbenzylphthalate	43	< 43 U
95-48-7	2-Methylphenol	17	< 17 U
105-67-9	2,4-Dimethylphenol	17	< 17 U
86-30-6	N-Nitrosodiphenylamine	17	< 17 U
100-51-6	Benzyl Alcohol	86	< 86 U
87-86-5	Pentachlorophenol	86	100
95-50-1	1,2-Dichlorobenzene	17	< 17 U
541-73-1	1,3-Dichlorobenzene	17	< 17 U

Reported in µg/kg (ppb)

SIM Semivolatile Surrogate Recovery

2-Fluorobiphenyl	87.6%	d5-Phenol	76.0%
2-Fluorophenol	78.4%	d4-2-Chlorophenol	80.8%
d4-1,2-Dichlorobenzene	69.6%	d5-Nitrobenzene	80.4%
2,4,6-Tribromophenol	94.4%	d14-p-Terphenyl	121%

ORGANICS ANALYSIS DATA SHEET

Semivolatiles by Selected Ion Monitoring GC/MS
Page 1 of 1

Sample ID: 3SED3-B
SAMPLE

Lab Sample ID: PB44E
LIMS ID: 09-12791
Matrix: Sediment
Data Release Authorized: *RB*
Reported: 06/19/09

QC Report No: PB44-ENVIRONMENTAL SCIENCE CORP.
Project: JELD-WEN NORD DOOR
Event: NA
Date Sampled: 06/04/09
Date Received: 06/04/09

Date Extracted: 06/09/09
Date Analyzed: 06/16/09 16:32
Instrument/Analyst: NT2/PK
GPC Cleanup: Yes
Silica Gel Cleanup: No
Alumina Cleanup: No

Sample Amount: 16.5 g-dry-wt
Final Extract Volume: 1.0 mL
Dilution Factor: 1.00
Percent Moisture: 46.5%

CAS Number	Analyte	RL	Result
53-70-3	Dibenz (a, h) anthracene	6.1	6.1
106-46-7	1,4-Dichlorobenzene	6.1	< 6.1 U
120-82-1	1,2,4-Trichlorobenzene	6.1	< 6.1 U
118-74-1	Hexachlorobenzene	6.1	< 6.1 U
87-68-3	Hexachlorobutadiene	6.1	< 6.1 U
131-11-3	Dimethylphthalate	15	< 15 U
85-68-7	Butylbenzylphthalate	15	28
95-48-7	2-Methylphenol	6.1	< 6.1 U
105-67-9	2,4-Dimethylphenol	6.1	< 6.1 U
86-30-6	N-Nitrosodiphenylamine	6.1	< 6.1 U
100-51-6	Benzyl Alcohol	30	< 30 U
87-86-5	Pentachlorophenol	30	< 30 U
95-50-1	1,2-Dichlorobenzene	6.1	< 6.1 U
541-73-1	1,3-Dichlorobenzene	6.1	< 6.1 U

Reported in µg/kg (ppb)


SIM Semivolatile Surrogate Recovery

2-Fluorobiphenyl	82.8%	d5-Phenol	75.2%
2-Fluorophenol	73.6%	d4-2-Chlorophenol	97.1%
d4-1,2-Dichlorobenzene	66.0%	d5-Nitrobenzene	75.2%
2,4,6-Tribromophenol	98.7%	d14-p-Terphenyl	148%

ORGANICS ANALYSIS DATA SHEET

Semivolatiles by Selected Ion Monitoring GC/MS
Page 1 of 1

Sample ID: 3SED3-B
DILUTION

Lab Sample ID: PB44E
LIMS ID: 09-12791
Matrix: Sediment
Data Release Authorized: 
Reported: 06/19/09

QC Report No: PB44-ENVIRONMENTAL SCIENCE CORP.
Project: JELD-WEN NORD DOOR
Event: NA
Date Sampled: 06/04/09
Date Received: 06/04/09

Date Extracted: 06/09/09
Date Analyzed: 06/17/09 16:40
Instrument/Analyst: NT2/PK
GPC Cleanup: Yes
Silica Gel Cleanup: No
Alumina Cleanup: No

Sample Amount: 16.5 g-dry-wt
Final Extract Volume: 1.0 mL
Dilution Factor: 3.00
Percent Moisture: 46.5%

CAS Number	Analyte	RL	Result
53-70-3	Dibenz (a,h) anthracene	18	< 18 U
106-46-7	1,4-Dichlorobenzene	18	< 18 U
120-82-1	1,2,4-Trichlorobenzene	18	< 18 U
118-74-1	Hexachlorobenzene	18	< 18 U
87-68-3	Hexachlorobutadiene	18	< 18 U
131-11-3	Dimethylphthalate	46	< 46 U
85-68-7	Butylbenzylphthalate	46	< 46 U
95-48-7	2-Methylphenol	18	< 18 U
105-67-9	2,4-Dimethylphenol	18	< 18 U
86-30-6	N-Nitrosodiphenylamine	18	< 18 U
100-51-6	Benzyl Alcohol	91	< 91 U
87-86-5	Pentachlorophenol	91	< 91 U
95-50-1	1,2-Dichlorobenzene	18	< 18 U
541-73-1	1,3-Dichlorobenzene	18	< 18 U

Reported in $\mu\text{g}/\text{kg}$ (ppb)

SIM Semivolatile Surrogate Recovery

2-Fluorobiphenyl	82.8%	d5-Phenol	71.2%
2-Fluorophenol	72.0%	d4-2-Chlorophenol	76.8%
d4-1,2-Dichlorobenzene	61.2%	d5-Nitrobenzene	73.2%
2,4,6-Tribromophenol	94.4%	d14-p-Terphenyl	113%

ORGANICS ANALYSIS DATA SHEET

Semivolatiles by Selected Ion Monitoring GC/MS

Sample ID: 3SED3-C

Page 1 of 1

SAMPLE

Lab Sample ID: PB44F

QC Report No: PB44-ENVIRONMENTAL SCIENCE CORP.

LIMS ID: 09-12792

Project: JELD-WEN NORD DOOR

Matrix: Sediment

Event: NA

Data Release Authorized: *AB*

Date Sampled: 06/04/09

Reported: 06/19/09

Date Received: 06/04/09

Date Extracted: 06/09/09

Sample Amount: 16.6 g-dry-wt

Date Analyzed: 06/16/09 17:07

Final Extract Volume: 1.0 mL

Instrument/Analyst: NT2/PK

Dilution Factor: 1.00

GPC Cleanup: Yes

Percent Moisture: 36.6%

Silica Gel Cleanup: No

Alumina Cleanup: No

CAS Number	Analyte	RL	Result
53-70-3	Dibenz (a, h) anthracene	6.0	7.8
106-46-7	1,4-Dichlorobenzene	6.0	< 6.0 U
120-82-1	1,2,4-Trichlorobenzene	6.0	< 6.0 U
118-74-1	Hexachlorobenzene	6.0	< 6.0 U
87-68-3	Hexachlorobutadiene	6.0	< 6.0 U
131-11-3	Dimethylphthalate	15	< 15 U
85-68-7	Butylbenzylphthalate	15	< 15 U
95-48-7	2-Methylphenol	6.0	< 6.0 U
105-67-9	2,4-Dimethylphenol	6.0	< 6.0 U
86-30-6	N-Nitrosodiphenylamine	6.0	< 6.0 U
100-51-6	Benzyl Alcohol	30	< 30 U
87-86-5	Pentachlorophenol	30	< 30 U
95-50-1	1,2-Dichlorobenzene	6.0	< 6.0 U
541-73-1	1,3-Dichlorobenzene	6.0	< 6.0 U

Reported in $\mu\text{g}/\text{kg}$ (ppb)

SIM Semivolatile Surrogate Recovery

2-Fluorobiphenyl	56.0%	d5-Phenol	55.2%
2-Fluorophenol	53.3%	d4-2-Chlorophenol	59.5%
d4-1,2-Dichlorobenzene	48.8%	d5-Nitrobenzene	55.2%
2,4,6-Tribromophenol	69.9%	d14-p-Terphenyl	111%

ORGANICS ANALYSIS DATA SHEET

Semivolatiles by Selected Ion Monitoring GC/MS

Sample ID: 3SED3-C

Page 1 of 1

DILUTION

Lab Sample ID: PB44F


QC Report No: PB44-ENVIRONMENTAL SCIENCE CORP.

LIMS ID: 09-12792

Project: JELD-WEN NORD DOOR

Matrix: Sediment

Event: NA

Data Release Authorized: 

Date Sampled: 06/04/09

Reported: 06/19/09

Date Received: 06/04/09

Date Extracted: 06/09/09

Sample Amount: 16.6 g-dry-wt

Date Analyzed: 06/17/09 17:14

Final Extract Volume: 1.0 mL

Instrument/Analyst: NT2/PK

Dilution Factor: 3.00

GPC Cleanup: Yes

Percent Moisture: 36.6%

Silica Gel Cleanup: No

Alumina Cleanup: No

CAS Number	Analyte	RL	Result
53-70-3	Dibenz (a,h) anthracene	18	< 18 U
106-46-7	1,4-Dichlorobenzene	18	< 18 U
120-82-1	1,2,4-Trichlorobenzene	18	< 18 U
118-74-1	Hexachlorobenzene	18	< 18 U
87-68-3	Hexachlorobutadiene	18	< 18 U
131-11-3	Dimethylphthalate	45	< 45 U
85-68-7	Butylbenzylphthalate	45	< 45 U
95-48-7	2-Methylphenol	18	< 18 U
105-67-9	2,4-Dimethylphenol	18	< 18 U
86-30-6	N-Nitrosodiphenylamine	18	< 18 U
100-51-6	Benzyl Alcohol	90	< 90 U
87-86-5	Pentachlorophenol	90	< 90 U
95-50-1	1,2-Dichlorobenzene	18	< 18 U
541-73-1	1,3-Dichlorobenzene	18	< 18 U

Reported in $\mu\text{g}/\text{kg}$ (ppb)

SIM Semivolatile Surrogate Recovery

2-Fluorobiphenyl	61.2%	d5-Phenol	51.2%
2-Fluorophenol	52.8%	d4-2-Chlorophenol	64.0%
d4-1,2-Dichlorobenzene	46.8%	d5-Nitrobenzene	54.0%
2,4,6-Tribromophenol	63.2%	d14-p-Terphenyl	85.2%

ORGANICS ANALYSIS DATA SHEET

Semivolatiles by Selected Ion Monitoring GC/MS

Sample ID: 3SED6-A

Page 1 of 1

SAMPLE

Lab Sample ID: PB44G


QC Report No: PB44-ENVIROMENTAL SCIENCE CORP.

LIMS ID: 09-12793

Project: JELD-WEN NORD DOOR

Matrix: Sediment

Event: NA

Data Release Authorized: 

Date Sampled: 06/04/09

Reported: 06/19/09

Date Received: 06/04/09

Date Extracted: 06/09/09

Sample Amount: 16.6 g-dry-wt

Date Analyzed: 06/16/09 17:41

Final Extract Volume: 1.0 mL

Instrument/Analyst: NT2/PK

Dilution Factor: 1.00

GPC Cleanup: Yes

Percent Moisture: 19.6%

Silica Gel Cleanup: No

Alumina Cleanup: No

CAS Number	Analyte	RL	Result
53-70-3	Dibenz (a,h) anthracene	6.0	< 6.0 U
106-46-7	1,4-Dichlorobenzene	6.0	< 6.0 U
120-82-1	1,2,4-Trichlorobenzene	6.0	< 6.0 U
118-74-1	Hexachlorobenzene	6.0	< 6.0 U
87-68-3	Hexachlorobutadiene	6.0	< 6.0 U
131-11-3	Dimethylphthalate	15	< 15 U
85-68-7	Butylbenzylphthalate	15	< 15 U
95-48-7	2-Methylphenol	6.0	< 6.0 U
105-67-9	2,4-Dimethylphenol	6.0	< 6.0 U
86-30-6	N-Nitrosodiphenylamine	6.0	< 6.0 U
100-51-6	Benzyl Alcohol	30	< 30 U
87-86-5	Pentachlorophenol	30	< 30 U
95-50-1	1,2-Dichlorobenzene	6.0	< 6.0 U
541-73-1	1,3-Dichlorobenzene	6.0	< 6.0 U

Reported in $\mu\text{g}/\text{kg}$ (ppb)

SIM Semivolatile Surrogate Recovery

2-Fluorobiphenyl	80.8%	d5-Phenol	73.3%
2-Fluorophenol	73.6%	d4-2-Chlorophenol	92.0%
d4-1,2-Dichlorobenzene	70.8%	d5-Nitrobenzene	73.6%
2,4,6-Tribromophenol	91.7%	d14-p-Terphenyl	161%

ORGANICS ANALYSIS DATA SHEET

Semivolatiles by Selected Ion Monitoring GC/MS

Sample ID: 3SED6-A
DILUTION

Page 1 of 1

Lab Sample ID: PB44G

QC Report No: PB44-ENVIRONMENTAL SCIENCE CORP.

LIMS ID: 09-12793

Project: JELD-WEN NORD DOOR

Matrix: Sediment

Event: NA

Data Release Authorized: 

Date Sampled: 06/04/09

Reported: 06/19/09

Date Received: 06/04/09

Date Extracted: 06/09/09

Sample Amount: 16.6 g-dry-wt

Date Analyzed: 06/17/09 17:48

Final Extract Volume: 1.0 mL

Instrument/Analyst: NT2/PK

Dilution Factor: 3.00

GPC Cleanup: Yes

Percent Moisture: 19.6%

Silica Gel Cleanup: No

Alumina Cleanup: No

CAS Number	Analyte	RL	Result
53-70-3	Dibenz(a,h)anthracene	18	< 18 U
106-46-7	1,4-Dichlorobenzene	18	< 18 U
120-82-1	1,2,4-Trichlorobenzene	18	< 18 U
118-74-1	Hexachlorobenzene	18	< 18 U
87-68-3	Hexachlorobutadiene	18	< 18 U
131-11-3	Dimethylphthalate	45	< 45 U
85-68-7	Butylbenzylphthalate	45	< 45 U
95-48-7	2-Methylphenol	18	< 18 U
105-67-9	2,4-Dimethylphenol	18	< 18 U
86-30-6	N-Nitrosodiphenylamine	18	< 18 U
100-51-6	Benzyl Alcohol	90	< 90 U
87-86-5	Pentachlorophenol	90	< 90 U
95-50-1	1,2-Dichlorobenzene	18	< 18 U
541-73-1	1,3-Dichlorobenzene	18	< 18 U

Reported in $\mu\text{g}/\text{kg}$ (ppb)

SIM Semivolatile Surrogate Recovery

2-Fluorobiphenyl	76.8%	d5-Phenol	70.4%
2-Fluorophenol	72.0%	d4-2-Chlorophenol	84.8%
d4-1,2-Dichlorobenzene	67.2%	d5-Nitrobenzene	72.0%
2,4,6-Tribromophenol	95.2%	d14-p-Terphenyl	131%

ORGANICS ANALYSIS DATA SHEET

Semivolatiles by Selected Ion Monitoring GC/MS

Sample ID: 3SED6-B

Page 1 of 1

SAMPLE

Lab Sample ID: PB44H

QC Report No: PB44-ENVIRONMENTAL SCIENCE CORP.

LIMS ID: 09-12794

Project: JELD-WEN NORD DOOR

Matrix: Sediment

Event: NA

Data Release Authorized: *AS*

Date Sampled: 06/04/09

Reported: 06/19/09

Date Received: 06/04/09

Date Extracted: 06/09/09

Sample Amount: 16.9 g-dry-wt

Date Analyzed: 06/16/09 18:15

Final Extract Volume: 1.0 mL

Instrument/Analyst: NT2/PK

Dilution Factor: 1.00

GPC Cleanup: Yes

Percent Moisture: 13.3%

Silica Gel Cleanup: No

Alumina Cleanup: No

CAS Number	Analyte	RL	Result
53-70-3	Dibenz (a,h) anthracene	5.9	< 5.9 U
106-46-7	1,4-Dichlorobenzene	5.9	< 5.9 U
120-82-1	1,2,4-Trichlorobenzene	5.9	< 5.9 U
118-74-1	Hexachlorobenzene	5.9	< 5.9 U
87-68-3	Hexachlorobutadiene	5.9	< 5.9 U
131-11-3	Dimethylphthalate	15	< 15 U
85-68-7	Butylbenzylphthalate	15	< 15 U
95-48-7	2-Methylphenol	5.9	< 5.9 U
105-67-9	2,4-Dimethylphenol	5.9	< 5.9 U
86-30-6	N-Nitrosodiphenylamine	5.9	< 5.9 U
100-51-6	Benzyl Alcohol	30	< 30 U
87-86-5	Pentachlorophenol	30	< 30 U
95-50-1	1,2-Dichlorobenzene	5.9	< 5.9 U
541-73-1	1,3-Dichlorobenzene	5.9	< 5.9 U

Reported in $\mu\text{g}/\text{kg}$ (ppb)

SIM Semivolatile Surrogate Recovery

2-Fluorobiphenyl	74.8%	d5-Phenol	67.5%
2-Fluorophenol	68.8%	d4-2-Chlorophenol	84.5%
d4-1,2-Dichlorobenzene	68.8%	d5-Nitrobenzene	68.4%
2,4,6-Tribromophenol	86.4%	d14-p-Terphenyl	144%

ORGANICS ANALYSIS DATA SHEET

Semivolatiles by Selected Ion Monitoring GC/MS

Sample ID: 3SED6-B

Page 1 of 1

DILUTION

Lab Sample ID: PB44H


QC Report No: PB44-ENVIRONMENTAL SCIENCE CORP.

LIMS ID: 09-12794

Project: JELD-WEN NORD DOOR

Matrix: Sediment

Event: NA

Data Release Authorized: 

Date Sampled: 06/04/09

Reported: 06/19/09

Date Received: 06/04/09

Date Extracted: 06/09/09

Sample Amount: 16.9 g-dry-wt

Date Analyzed: 06/17/09 18:23

Final Extract Volume: 1.0 mL

Instrument/Analyst: NT2/PK

Dilution Factor: 3.00

GPC Cleanup: Yes

Percent Moisture: 13.3%

Silica Gel Cleanup: No

Alumina Cleanup: No

CAS Number	Analyte	RL	Result
53-70-3	Dibenz (a,h) anthracene	18	< 18 U
106-46-7	1,4-Dichlorobenzene	18	< 18 U
120-82-1	1,2,4-Trichlorobenzene	18	< 18 U
118-74-1	Hexachlorobenzene	18	< 18 U
87-68-3	Hexachlorobutadiene	18	< 18 U
131-11-3	Dimethylphthalate	44	< 44 U
85-68-7	Butylbenzylphthalate	44	< 44 U
95-48-7	2-Methylphenol	18	< 18 U
105-67-9	2,4-Dimethylphenol	18	< 18 U
86-30-6	N-Nitrosodiphenylamine	18	< 18 U
100-51-6	Benzyl Alcohol	89	< 89 U
87-86-5	Pentachlorophenol	89	< 89 U
95-50-1	1,2-Dichlorobenzene	18	< 18 U
541-73-1	1,3-Dichlorobenzene	18	< 18 U

Reported in $\mu\text{g}/\text{kg}$ (ppb)

SIM Semivolatile Surrogate Recovery

2-Fluorobiphenyl	76.8%	d5-Phenol	67.2%
2-Fluorophenol	69.6%	d4-2-Chlorophenol	81.6%
d4-1,2-Dichlorobenzene	67.2%	d5-Nitrobenzene	68.4%
2,4,6-Tribromophenol	77.6%	d14-p-Terphenyl	120%

ORGANICS ANALYSIS DATA SHEET

Semivolatiles by Selected Ion Monitoring GC/MS

Sample ID: 3SED6-C

Page 1 of 1

SAMPLE

Lab Sample ID: PB44I

QC Report No: PB44-ENVIRONMENTAL SCIENCE CORP.

LIMS ID: 09-12795

Project: JELD-WEN NORD DOOR

Matrix: Sediment

Event: NA

Data Release Authorized: *[Signature]*

Date Sampled: 06/04/09

Reported: 06/19/09

Date Received: 06/04/09

Date Extracted: 06/09/09

Sample Amount: 16.8 g-dry-wt

Date Analyzed: 06/16/09 19:58

Final Extract Volume: 1.0 mL

Instrument/Analyst: NT2/PK

Dilution Factor: 1.00

GPC Cleanup: Yes

Percent Moisture: 14.5%

Silica Gel Cleanup: No

Alumina Cleanup: No

CAS Number	Analyte	RL	Result
53-70-3	Dibenz (a, h) anthracene	6.0	< 6.0 U
106-46-7	1,4-Dichlorobenzene	6.0	< 6.0 U
120-82-1	1,2,4-Trichlorobenzene	6.0	< 6.0 U
118-74-1	Hexachlorobenzene	6.0	110
87-68-3	Hexachlorobutadiene	6.0	< 6.0 U
131-11-3	Dimethylphthalate	15	< 15 U
85-68-7	Butylbenzylphthalate	15	< 15 U
95-48-7	2-Methylphenol	6.0	< 6.0 U
105-67-9	2,4-Dimethylphenol	6.0	< 6.0 U
86-30-6	N-Nitrosodiphenylamine	6.0	< 6.0 U
100-51-6	Benzyl Alcohol	30	< 30 U
87-86-5	Pentachlorophenol	30	< 30 U
95-50-1	1,2-Dichlorobenzene	6.0	< 6.0 U
541-73-1	1,3-Dichlorobenzene	6.0	< 6.0 U

Reported in $\mu\text{g}/\text{kg}$ (ppb)

SIM Semivolatile Surrogate Recovery

2-Fluorobiphenyl	82.0%	d5-Phenol	68.3%
2-Fluorophenol	70.7%	d4-2-Chlorophenol	88.3%
d4-1,2-Dichlorobenzene	68.4%	d5-Nitrobenzene	67.6%
2,4,6-Tribromophenol	89.6%	d14-p-Terphenyl	156%

ORGANICS ANALYSIS DATA SHEET

Semivolatiles by Selected Ion Monitoring GC/MS

Sample ID: 3SED6-C

Page 1 of 1

DILUTION

Lab Sample ID: PB44I


QC Report No: PB44-ENVIRONMENTAL SCIENCE CORP.

LIMS ID: 09-12795

Project: JELD-WEN NORD DOOR

Matrix: Sediment

Event: NA

Data Release Authorized: 

Date Sampled: 06/04/09

Reported: 06/19/09

Date Received: 06/04/09

Date Extracted: 06/09/09

Sample Amount: 16.8 g-dry-wt

Date Analyzed: 06/17/09 20:06

Final Extract Volume: 1.0 mL

Instrument/Analyst: NT2/PK

Dilution Factor: 3.00

GPC Cleanup: Yes

Percent Moisture: 14.5%

Silica Gel Cleanup: No

Alumina Cleanup: No

CAS Number	Analyte	RL	Result
53-70-3	Dibenz(a,h)anthracene	18	< 18 U
106-46-7	1,4-Dichlorobenzene	18	< 18 U
120-82-1	1,2,4-Trichlorobenzene	18	< 18 U
118-74-1	Hexachlorobenzene	18	100
87-68-3	Hexachlorobutadiene	18	< 18 U
131-11-3	Dimethylphthalate	45	< 45 U
85-68-7	Butylbenzylphthalate	45	< 45 U
95-48-7	2-Methylphenol	18	< 18 U
105-67-9	2,4-Dimethylphenol	18	< 18 U
86-30-6	N-Nitrosodiphenylamine	18	< 18 U
100-51-6	Benzyl Alcohol	89	< 89 U
87-86-5	Pentachlorophenol	89	< 89 U
95-50-1	1,2-Dichlorobenzene	18	< 18 U
541-73-1	1,3-Dichlorobenzene	18	< 18 U

Reported in $\mu\text{g}/\text{kg}$ (ppb)


SIM Semivolatile Surrogate Recovery

2-Fluorobiphenyl	79.2%	d5-Phenol	70.4%
2-Fluorophenol	70.4%	d4-2-Chlorophenol	85.6%
d4-1,2-Dichlorobenzene	68.4%	d5-Nitrobenzene	73.2%
2,4,6-Tribromophenol	80.8%	d14-p-Terphenyl	126%

ORGANICS ANALYSIS DATA SHEET

Semivolatiles by Selected Ion Monitoring GC/MS
Page 1 of 1

Sample ID: 3SED7-A
SAMPLE

Lab Sample ID: PB44J
LIMS ID: 09-12796
Matrix: Sediment
Data Release Authorized: 
Reported: 06/19/09

QC Report No: PB44-ENVIRONMENTAL SCIENCE CORP.
Project: JELD-WEN NORD DOOR
Event: NA
Date Sampled: 06/04/09
Date Received: 06/04/09

Date Extracted: 06/09/09
Date Analyzed: 06/16/09 20:33
Instrument/Analyst: NT2/PK
GPC Cleanup: Yes
Silica Gel Cleanup: No
Alumina Cleanup: No

Sample Amount: 17.2 g-dry-wt
Final Extract Volume: 1.0 mL
Dilution Factor: 1.00
Percent Moisture: 27.3%

CAS Number	Analyte	RL	Result
53-70-3	Dibenz(a,h)anthracene	5.8	8.7
106-46-7	1,4-Dichlorobenzene	5.8	< 5.8 U
120-82-1	1,2,4-Trichlorobenzene	5.8	< 5.8 U
118-74-1	Hexachlorobenzene	5.8	< 5.8 U
87-68-3	Hexachlorobutadiene	5.8	< 5.8 U
131-11-3	Dimethylphthalate	14	< 14 U
85-68-7	Butylbenzylphthalate	14	17
95-48-7	2-Methylphenol	5.8	< 5.8 U
105-67-9	2,4-Dimethylphenol	5.8	< 5.8 U
86-30-6	N-Nitrosodiphenylamine	5.8	< 5.8 U
100-51-6	Benzyl Alcohol	29	< 29 U
87-86-5	Pentachlorophenol	29	< 29 U
95-50-1	1,2-Dichlorobenzene	5.8	< 5.8 U
541-73-1	1,3-Dichlorobenzene	5.8	< 5.8 U

Reported in µg/kg (ppb)

SIM Semivolatile Surrogate Recovery

2-Fluorobiphenyl	81.2%	d5-Phenol	71.2%
2-Fluorophenol	69.6%	d4-2-Chlorophenol	90.4%
d4-1,2-Dichlorobenzene	62.4%	d5-Nitrobenzene	66.4%
2,4,6-Tribromophenol	103%	d14-p-Terphenyl	179%

ORGANICS ANALYSIS DATA SHEET

Semivolatiles by Selected Ion Monitoring GC/MS

Sample ID: 3SED7-A

Page 1 of 1

DILUTION

Lab Sample ID: PB44J
LIMS ID: 09-12796
Matrix: Sediment
Data Release Authorized:
Reported: 06/19/09



QC Report No: PB44-ENVIRONMENTAL SCIENCE CORP.
Project: JELD-WEN NORD DOOR
Event: NA
Date Sampled: 06/04/09
Date Received: 06/04/09

Date Extracted: 06/09/09
Date Analyzed: 06/17/09 20:40
Instrument/Analyst: NT2/PK
GPC Cleanup: Yes
Silica Gel Cleanup: No
Alumina Cleanup: No

Sample Amount: 17.2 g-dry-wt
Final Extract Volume: 1.0 mL
Dilution Factor: 3.00
Percent Moisture: 27.3%

CAS Number	Analyte	RL	Result
53-70-3	Dibenz (a,h) anthracene	17	< 17 U
106-46-7	1,4-Dichlorobenzene	17	< 17 U
120-82-1	1,2,4-Trichlorobenzene	17	< 17 U
118-74-1	Hexachlorobenzene	17	< 17 U
87-68-3	Hexachlorobutadiene	17	< 17 U
131-11-3	Dimethylphthalate	44	< 44 U
85-68-7	Butylbenzylphthalate	44	< 44 U
95-48-7	2-Methylphenol	17	< 17 U
105-67-9	2,4-Dimethylphenol	17	< 17 U
86-30-6	N-Nitrosodiphenylamine	17	< 17 U
100-51-6	Benzyl Alcohol	87	< 87 U
87-86-5	Pentachlorophenol	87	< 87 U
95-50-1	1,2-Dichlorobenzene	17	< 17 U
541-73-1	1,3-Dichlorobenzene	17	< 17 U

Reported in $\mu\text{g}/\text{kg}$ (ppb)

SIM Semivolatile Surrogate Recovery

2-Fluorobiphenyl	79.2%	d5-Phenol	69.6%
2-Fluorophenol	68.0%	d4-2-Chlorophenol	87.2%
d4-1,2-Dichlorobenzene	58.8%	d5-Nitrobenzene	66.0%
2,4,6-Tribromophenol	96.0%	d14-p-Terphenyl	121%

ORGANICS ANALYSIS DATA SHEET

Semivolatiles by Selected Ion Monitoring GC/MS

Sample ID: 3SED7-B

Page 1 of 1

SAMPLE

Lab Sample ID: PB44K

QC Report No: PB44-ENVIROMENTAL SCIENCE CORP.

LIMS ID: 09-12797

Project: JELD-WEN NORD DOOR

Matrix: Sediment

Event: NA

Data Release Authorized: *AB*

Date Sampled: 06/04/09

Reported: 06/19/09

Date Received: 06/04/09

Date Extracted: 06/09/09

Sample Amount: 16.3 g-dry-wt

Date Analyzed: 06/16/09 21:08

Final Extract Volume: 1.0 mL

Instrument/Analyst: NT2/PK

Dilution Factor: 1.00

GPC Cleanup: Yes

Percent Moisture: 49.6%

Silica Gel Cleanup: No

Alumina Cleanup: No

CAS Number	Analyte	RL	Result
53-70-3	Dibenz (a,h) anthracene	6.1	< 6.1 U
106-46-7	1,4-Dichlorobenzene	6.1	< 6.1 U
120-82-1	1,2,4-Trichlorobenzene	6.1	< 6.1 U
118-74-1	Hexachlorobenzene	6.1	< 6.1 U
87-68-3	Hexachlorobutadiene	6.1	< 6.1 U
131-11-3	Dimethylphthalate	15	< 15 U
85-68-7	Butylbenzylphthalate	15	< 15 U
95-48-7	2-Methylphenol	6.1	< 6.1 U
105-67-9	2,4-Dimethylphenol	6.1	< 6.1 U
86-30-6	N-Nitrosodiphenylamine	6.1	< 6.1 U
100-51-6	Benzyl Alcohol	31	< 31 U
87-86-5	Pentachlorophenol	31	< 31 U
95-50-1	1,2-Dichlorobenzene	6.1	< 6.1 U
541-73-1	1,3-Dichlorobenzene	6.1	< 6.1 U

Reported in $\mu\text{g}/\text{kg}$ (ppb)

SIM Semivolatile Surrogate Recovery

2-Fluorobiphenyl	65.2%	d5-Phenol	67.7%
2-Fluorophenol	65.1%	d4-2-Chlorophenol	86.7%
d4-1,2-Dichlorobenzene	56.4%	d5-Nitrobenzene	76.4%
2,4,6-Tribromophenol	89.9%	d14-p-Terphenyl	150%

ORGANICS ANALYSIS DATA SHEET

Semivolatiles by Selected Ion Monitoring GC/MS

Sample ID: 3SED7-B

Page 1 of 1

DILUTION

Lab Sample ID: PB44K


QC Report No: PB44-ENVIRONMENTAL SCIENCE CORP.

LIMS ID: 09-12797

Project: JELD-WEN NORD DOOR

Matrix: Sediment

Event: NA

Data Release Authorized: 

Date Sampled: 06/04/09

Reported: 06/19/09

Date Received: 06/04/09

Date Extracted: 06/09/09

Sample Amount: 16.3 g-dry-wt

Date Analyzed: 06/17/09 21:15

Final Extract Volume: 1.0 mL

Instrument/Analyst: NT2/PK

Dilution Factor: 3.00

GPC Cleanup: Yes

Percent Moisture: 49.6%

Silica Gel Cleanup: No

Alumina Cleanup: No

CAS Number	Analyte	RL	Result
53-70-3	Dibenz (a, h) anthracene	18	< 18 U
106-46-7	1,4-Dichlorobenzene	18	< 18 U
120-82-1	1,2,4-Trichlorobenzene	18	< 18 U
118-74-1	Hexachlorobenzene	18	< 18 U
87-68-3	Hexachlorobutadiene	18	< 18 U
131-11-3	Dimethylphthalate	46	< 46 U
85-68-7	Butylbenzylphthalate	46	< 46 U
95-48-7	2-Methylphenol	18	< 18 U
105-67-9	2,4-Dimethylphenol	18	< 18 U
86-30-6	N-Nitrosodiphenylamine	18	< 18 U
100-51-6	Benzyl Alcohol	92	< 92 U
87-86-5	Pentachlorophenol	92	< 92 U
95-50-1	1,2-Dichlorobenzene	18	< 18 U
541-73-1	1,3-Dichlorobenzene	18	< 18 U

Reported in $\mu\text{g}/\text{kg}$ (ppb)

SIM Semivolatile Surrogate Recovery

2-Fluorobiphenyl	69.6%	d5-Phenol	60.0%
2-Fluorophenol	64.0%	d4-2-Chlorophenol	68.0%
d4-1,2-Dichlorobenzene	54.0%	d5-Nitrobenzene	70.8%
2,4,6-Tribromophenol	80.0%	d14-p-Terphenyl	113%

ORGANICS ANALYSIS DATA SHEET

Semivolatiles by Selected Ion Monitoring GC/MS

Sample ID: 3SED7-C

Page 1 of 1

SAMPLE

Lab Sample ID: PB44L

QC Report No: PB44-ENVIRONMENTAL SCIENCE CORP.

LIMS ID: 09-12798

Project: JELD-WEN NORD DOOR

Matrix: Sediment

Event: NA

Data Release Authorized:

Date Sampled: 06/04/09

Reported: 06/19/09

Date Received: 06/04/09

Date Extracted: 06/09/09

Sample Amount: 16.5 g-dry-wt

Date Analyzed: 06/16/09 21:43

Final Extract Volume: 1.0 mL

Instrument/Analyst: NT2/PK

Dilution Factor: 1.00

GPC Cleanup: Yes

Percent Moisture: 49.4%

Silica Gel Cleanup: No

Alumina Cleanup: No

CAS Number	Analyte	RL	Result
53-70-3	Dibenz (a, h) anthracene	6.1	13
106-46-7	1,4-Dichlorobenzene	6.1	< 6.1 U
120-82-1	1,2,4-Trichlorobenzene	6.1	< 6.1 U
118-74-1	Hexachlorobenzene	6.1	< 6.1 U
87-68-3	Hexachlorobutadiene	6.1	< 6.1 U
131-11-3	Dimethylphthalate	15	< 15 U
85-68-7	Butylbenzylphthalate	15	20
95-48-7	2-Methylphenol	6.1	< 6.1 U
105-67-9	2,4-Dimethylphenol	6.1	< 6.1 U
86-30-6	N-Nitrosodiphenylamine	6.1	< 6.1 U
100-51-6	Benzyl Alcohol	30	< 30 U
87-86-5	Pentachlorophenol	30	< 30 U
95-50-1	1,2-Dichlorobenzene	6.1	< 6.1 U
541-73-1	1,3-Dichlorobenzene	6.1	< 6.1 U

Reported in $\mu\text{g}/\text{kg}$ (ppb)

SIM Semivolatile Surrogate Recovery

2-Fluorobiphenyl	76.8%	d5-Phenol	75.7%
2-Fluorophenol	74.7%	d4-2-Chlorophenol	97.1%
d4-1,2-Dichlorobenzene	64.0%	d5-Nitrobenzene	82.8%
2,4,6-Tribromophenol	98.9%	d14-p-Terphenyl	170%

ORGANICS ANALYSIS DATA SHEET

Semivolatiles by Selected Ion Monitoring GC/MS

Sample ID: 3SED7-C

Page 1 of 1

DILUTION

Lab Sample ID: PB44L

QC Report No: PB44-ENVIRONMENTAL SCIENCE CORP.

LIMS ID: 09-12798

Project: JELD-WEN NORD DOOR

Matrix: Sediment

Event: NA

Data Release Authorized: *RB*

Date Sampled: 06/04/09

Reported: 06/19/09

Date Received: 06/04/09

Date Extracted: 06/09/09

Sample Amount: 16.5 g-dry-wt

Date Analyzed: 06/17/09 21:49

Final Extract Volume: 1.0 mL

Instrument/Analyst: NT2/PK

Dilution Factor: 3.00

GPC Cleanup: Yes

Percent Moisture: 49.4%

Silica Gel Cleanup: No

Alumina Cleanup: No

CAS Number	Analyte	RL	Result
53-70-3	Dibenz (a, h) anthracene	18	< 18 U
106-46-7	1,4-Dichlorobenzene	18	< 18 U
120-82-1	1,2,4-Trichlorobenzene	18	< 18 U
118-74-1	Hexachlorobenzene	18	< 18 U
87-68-3	Hexachlorobutadiene	18	< 18 U
131-11-3	Dimethylphthalate	46	< 46 U
85-68-7	Butylbenzylphthalate	46	< 46 U
95-48-7	2-Methylphenol	18	< 18 U
105-67-9	2,4-Dimethylphenol	18	< 18 U
86-30-6	N-Nitrosodiphenylamine	18	< 18 U
100-51-6	Benzyl Alcohol	91	< 91 U
87-86-5	Pentachlorophenol	91	< 91 U
95-50-1	1,2-Dichlorobenzene	18	< 18 U
541-73-1	1,3-Dichlorobenzene	18	< 18 U

Reported in $\mu\text{g}/\text{kg}$ (ppb)

SIM Semivolatile Surrogate Recovery

2-Fluorobiphenyl	81.6%	d5-Phenol	70.4%
2-Fluorophenol	72.8%	d4-2-Chlorophenol	76.8%
d4-1,2-Dichlorobenzene	63.6%	d5-Nitrobenzene	78.0%
2,4,6-Tribromophenol	105%	d14-p-Terphenyl	119%

ORGANICS ANALYSIS DATA SHEET

Semivolatiles by Selected Ion Monitoring GC/MS

Sample ID: 3SED9-A

Page 1 of 1

SAMPLE

Lab Sample ID: PB44M

QC Report No: PB44-ENVIRONMENTAL SCIENCE CORP.

LIMS ID: 09-12799

Project: JELD-WEN NORD DOOR

Matrix: Sediment

Event: NA

Data Release Authorized: 

Date Sampled: 06/04/09

Reported: 06/19/09

Date Received: 06/04/09

Date Extracted: 06/09/09

Sample Amount: 16.1 g-dry-wt

Date Analyzed: 06/16/09 22:17

Final Extract Volume: 1.0 mL

Instrument/Analyst: NT2/PK

Dilution Factor: 1.00

GPC Cleanup: Yes

Percent Moisture: 54.0%

Silica Gel Cleanup: No

Alumina Cleanup: No

CAS Number	Analyte	RL	Result
53-70-3	Dibenz (a, h) anthracene	6.2	19
106-46-7	1,4-Dichlorobenzene	6.2	< 6.2 U
120-82-1	1,2,4-Trichlorobenzene	6.2	< 6.2 U
118-74-1	Hexachlorobenzene	6.2	< 6.2 U
87-68-3	Hexachlorobutadiene	6.2	< 6.2 U
131-11-3	Dimethylphthalate	16	24
85-68-7	Butylbenzylphthalate	16	51
95-48-7	2-Methylphenol	6.2	< 6.2 U
105-67-9	2,4-Dimethylphenol	6.2	< 6.2 U
86-30-6	N-Nitrosodiphenylamine	6.2	< 6.2 U
100-51-6	Benzyl Alcohol	31	< 31 U
87-86-5	Pentachlorophenol	31	< 31 U
95-50-1	1,2-Dichlorobenzene	6.2	< 6.2 U
541-73-1	1,3-Dichlorobenzene	6.2	< 6.2 U

Reported in µg/kg (ppb)

SIM Semivolatile Surrogate Recovery

2-Fluorobiphenyl	82.4%	d5-Phenol	76.8%
2-Fluorophenol	73.1%	d4-2-Chlorophenol	98.1%
d4-1,2-Dichlorobenzene	56.8%	d5-Nitrobenzene	93.2%
2,4,6-Tribromophenol	98.9%	d14-p-Terphenyl	180%

ORGANICS ANALYSIS DATA SHEET

Semivolatiles by Selected Ion Monitoring GC/MS

Sample ID: 3SED9-A

Page 1 of 1

DILUTION

Lab Sample ID: PB44M

QC Report No: PB44-ENVIRONMENTAL SCIENCE CORP.

LIMS ID: 09-12799

Project: JELD-WEN NORD DOOR

Matrix: Sediment

Event: NA

Data Release Authorized: *SB*

Date Sampled: 06/04/09

Reported: 06/19/09

Date Received: 06/04/09

Date Extracted: 06/09/09

Sample Amount: 16.1 g-dry-wt

Date Analyzed: 06/17/09 22:23

Final Extract Volume: 1.0 mL

Instrument/Analyst: NT2/PK

Dilution Factor: 3.00

GPC Cleanup: Yes

Percent Moisture: 54.0%

Silica Gel Cleanup: No

Alumina Cleanup: No

CAS Number	Analyte	RL	Result
53-70-3	Dibenz (a, h) anthracene	19	< 19 U
106-46-7	1,4-Dichlorobenzene	19	< 19 U
120-82-1	1,2,4-Trichlorobenzene	19	< 19 U
118-74-1	Hexachlorobenzene	19	< 19 U
87-68-3	Hexachlorobutadiene	19	< 19 U
131-11-3	Dimethylphthalate	47	< 47 U
85-68-7	Butylbenzylphthalate	47	< 47 U
95-48-7	2-Methylphenol	19	< 19 U
105-67-9	2,4-Dimethylphenol	19	< 19 U
86-30-6	N-Nitrosodiphenylamine	19	< 19 U
100-51-6	Benzyl Alcohol	93	< 93 U
87-86-5	Pentachlorophenol	93	< 93 U
95-50-1	1,2-Dichlorobenzene	19	< 19 U
541-73-1	1,3-Dichlorobenzene	19	< 19 U

Reported in $\mu\text{g}/\text{kg}$ (ppb)

SIM Semivolatile Surrogate Recovery

2-Fluorobiphenyl	79.2%	d5-Phenol	69.6%
2-Fluorophenol	68.8%	d4-2-Chlorophenol	74.4%
d4-1,2-Dichlorobenzene	54.0%	d5-Nitrobenzene	91.2%
2,4,6-Tribromophenol	92.0%	d14-p-Terphenyl	128%

ORGANICS ANALYSIS DATA SHEET

Semivolatiles by Selected Ion Monitoring GC/MS

Sample ID: 3SED9-B

Page 1 of 1

SAMPLE

Lab Sample ID: PB44N

QC Report No: PB44-ENVIRONMENTAL SCIENCE CORP.

LIMS ID: 09-12800

Project: JELD-WEN NORD DOOR

Matrix: Sediment

Event: NA

Data Release Authorized: *AB*

Date Sampled: 06/04/09

Reported: 06/19/09

Date Received: 06/04/09

Date Extracted: 06/09/09

Sample Amount: 16.5 g-dry-wt

Date Analyzed: 06/16/09 22:52

Final Extract Volume: 1.0 mL

Instrument/Analyst: NT2/PK

Dilution Factor: 1.00

GPC Cleanup: Yes

Percent Moisture: 48.2%

Silica Gel Cleanup: No

Alumina Cleanup: No

CAS Number	Analyte	RL	Result
53-70-3	Dibenz (a, h) anthracene	6.1	19
106-46-7	1,4-Dichlorobenzene	6.1	< 6.1 U
120-82-1	1,2,4-Trichlorobenzene	6.1	< 6.1 U
118-74-1	Hexachlorobenzene	6.1	< 6.1 U
87-68-3	Hexachlorobutadiene	6.1	< 6.1 U
131-11-3	Dimethylphthalate	15	< 15 U
85-68-7	Butylbenzylphthalate	15	48
95-48-7	2-Methylphenol	6.1	< 6.1 U
105-67-9	2,4-Dimethylphenol	6.1	< 6.1 U
86-30-6	N-Nitrosodiphenylamine	6.1	< 6.1 U
100-51-6	Benzyl Alcohol	30	< 30 U
87-86-5	Pentachlorophenol	30	42
95-50-1	1,2-Dichlorobenzene	6.1	< 6.1 U
541-73-1	1,3-Dichlorobenzene	6.1	< 6.1 U

Reported in $\mu\text{g}/\text{kg}$ (ppb)

SIM Semivolatile Surrogate Recovery

2-Fluorobiphenyl	74.8%	d5-Phenol	73.1%
2-Fluorophenol	70.7%	d4-2-Chlorophenol	95.7%
d4-1,2-Dichlorobenzene	58.8%	d5-Nitrobenzene	80.0%
2,4,6-Tribromophenol	92.5%	d14-p-Terphenyl	169%

ORGANICS ANALYSIS DATA SHEET

Semivolatiles by Selected Ion Monitoring GC/MS

Sample ID: 3SED9-B

Page 1 of 1

DILUTION

Lab Sample ID: PB44N


QC Report No: PB44-ENVIROMENTAL SCIENCE CORP.

LIMS ID: 09-12800

Project: JELD-WEN NORD DOOR

Matrix: Sediment

Event: NA

Data Release Authorized: 

Date Sampled: 06/04/09

Reported: 06/19/09

Date Received: 06/04/09

Date Extracted: 06/09/09

Sample Amount: 16.5 g-dry-wt

Date Analyzed: 06/17/09 22:58

Final Extract Volume: 1.0 mL

Instrument/Analyst: NT2/PK

Dilution Factor: 3.00

GPC Cleanup: Yes

Percent Moisture: 48.2%

Silica Gel Cleanup: No

Alumina Cleanup: No

CAS Number	Analyte	RL	Result
53-70-3	Dibenz (a, h) anthracene	18	< 18 U
106-46-7	1,4-Dichlorobenzene	18	< 18 U
120-82-1	1,2,4-Trichlorobenzene	18	< 18 U
118-74-1	Hexachlorobenzene	18	< 18 U
87-68-3	Hexachlorobutadiene	18	< 18 U
131-11-3	Dimethylphthalate	46	< 46 U
85-68-7	Butylbenzylphthalate	46	< 46 U
95-48-7	2-Methylphenol	18	< 18 U
105-67-9	2,4-Dimethylphenol	18	< 18 U
86-30-6	N-Nitrosodiphenylamine	18	< 18 U
100-51-6	Benzyl Alcohol	91	< 91 U
87-86-5	Pentachlorophenol	91	< 91 U
95-50-1	1,2-Dichlorobenzene	18	< 18 U
541-73-1	1,3-Dichlorobenzene	18	< 18 U

Reported in $\mu\text{g}/\text{kg}$ (ppb)

SIM Semivolatile Surrogate Recovery

2-Fluorobiphenyl	78.0%	d5-Phenol	68.8%
2-Fluorophenol	68.8%	d4-2-Chlorophenol	73.6%
d4-1,2-Dichlorobenzene	56.4%	d5-Nitrobenzene	74.4%
2,4,6-Tribromophenol	88.0%	d14-p-Terphenyl	125%

ORGANICS ANALYSIS DATA SHEET

Semivolatiles by Selected Ion Monitoring GC/MS
Page 1 of 1

Sample ID: 3SED9-C
SAMPLE

Lab Sample ID: PB440
LIMS ID: 09-12801
Matrix: Sediment
Data Release Authorized:
Reported: 06/19/09

QC Report No: PB44-ENVIROMENTAL SCIENCE CORP.
Project: JELD-WEN NORD DOOR
Event: NA
Date Sampled: 06/04/09
Date Received: 06/04/09

Date Extracted: 06/09/09
Date Analyzed: 06/16/09 23:27
Instrument/Analyst: NT2/PK
GPC Cleanup: Yes
Silica Gel Cleanup: No
Alumina Cleanup: No

Sample Amount: 16.5 g-dry-wt
Final Extract Volume: 1.0 mL
Dilution Factor: 1.00
Percent Moisture: 36.8%

CAS Number	Analyte	RL	Result
53-70-3	Dibenz (a, h) anthracene	6.1	6.1
106-46-7	1,4-Dichlorobenzene	6.1	< 6.1 U
120-82-1	1,2,4-Trichlorobenzene	6.1	< 6.1 U
118-74-1	Hexachlorobenzene	6.1	< 6.1 U
87-68-3	Hexachlorobutadiene	6.1	< 6.1 U
131-11-3	Dimethylphthalate	15	20
85-68-7	Butylbenzylphthalate	15	92
95-48-7	2-Methylphenol	6.1	< 6.1 U
105-67-9	2,4-Dimethylphenol	6.1	< 6.1 U
86-30-6	N-Nitrosodiphenylamine	6.1	< 6.1 U
100-51-6	Benzyl Alcohol	30	< 30 U
87-86-5	Pentachlorophenol	30	< 30 U
95-50-1	1,2-Dichlorobenzene	6.1	< 6.1 U
541-73-1	1,3-Dichlorobenzene	6.1	< 6.1 U

Reported in µg/kg (ppb)

SIM Semivolatile Surrogate Recovery

2-Fluorobiphenyl	80.8%	d5-Phenol	76.5%
2-Fluorophenol	74.9%	d4-2-Chlorophenol	101%
d4-1,2-Dichlorobenzene	69.2%	d5-Nitrobenzene	85.2%
2,4,6-Tribromophenol	98.7%	d14-p-Terphenyl	188%

ORGANICS ANALYSIS DATA SHEET

Semivolatiles by Selected Ion Monitoring GC/MS
Page 1 of 1

Sample ID: 3SED9-C
DILUTION

Lab Sample ID: PB440
LIMS ID: 09-12801
Matrix: Sediment
Data Release Authorized: *AB*
Reported: 06/19/09

QC Report No: PB44-ENVIRONMENTAL SCIENCE CORP.
Project: JELD-WEN NORD DOOR
Event: NA
Date Sampled: 06/04/09
Date Received: 06/04/09

Date Extracted: 06/09/09
Date Analyzed: 06/17/09 23:32
Instrument/Analyst: NT2/PK
GPC Cleanup: Yes
Silica Gel Cleanup: No
Alumina Cleanup: No

Sample Amount: 16.5 g-dry-wt
Final Extract Volume: 1.0 mL
Dilution Factor: 3.00
Percent Moisture: 36.8%

CAS Number	Analyte	RL	Result
53-70-3	Dibenz (a, h) anthracene	18	< 18 U
106-46-7	1,4-Dichlorobenzene	18	< 18 U
120-82-1	1,2,4-Trichlorobenzene	18	< 18 U
118-74-1	Hexachlorobenzene	18	< 18 U
87-68-3	Hexachlorobutadiene	18	< 18 U
131-11-3	Dimethylphthalate	46	< 46 U
85-68-7	Butylbenzylphthalate	46	69
95-48-7	2-Methylphenol	18	< 18 U
105-67-9	2,4-Dimethylphenol	18	< 18 U
86-30-6	N-Nitrosodiphenylamine	18	< 18 U
100-51-6	Benzyl Alcohol	91	< 91 U
87-86-5	Pentachlorophenol	91	< 91 U
95-50-1	1,2-Dichlorobenzene	18	< 18 U
541-73-1	1,3-Dichlorobenzene	18	< 18 U

Reported in $\mu\text{g}/\text{kg}$ (ppb)

SIM Semivolatile Surrogate Recovery

2-Fluorobiphenyl	81.6%	d5-Phenol	70.4%
2-Fluorophenol	68.8%	d4-2-Chlorophenol	76.8%
d4-1,2-Dichlorobenzene	63.6%	d5-Nitrobenzene	78.0%
2,4,6-Tribromophenol	92.0%	d14-p-Terphenyl	130%

SIM SW8270 SURROGATE RECOVERY SUMMARY

Matrix: Sediment

QC Report No: PB44-ENVIROMENTAL SCIENCE CORP.
Project: JELD-WEN NORD DOOR

Client ID	FBP	PHL	FPH	CPL	DCB	NBZ	TBP	TER	TOT	OU
3SED4-A	83.6%	71.5%	69.9%	78.4%	66.4%	70.8%	94.7%	98.8%		0
3SED4-B	85.6%	73.3%	70.1%	79.2%	66.8%	70.8%	92.8%	102%		0
3SED4-C	82.4%	71.5%	67.2%	76.3%	65.2%	68.4%	91.5%	104%		0
3SED3-A	82.8%	74.4%	69.9%	77.9%	63.6%	72.4%	108%	149%		0
3SED3-A DL	87.6%	76.0%	78.4%	80.8%	69.6%	80.4%	94.4%	121%		0
3SED3-B	82.8%	75.2%	73.6%	97.1%	66.0%	75.2%	98.7%	148%		0
3SED3-B DL	82.8%	71.2%	72.0%	76.8%	61.2%	73.2%	94.4%	113%		0
3SED3-C	56.0%	55.2%	53.3%	59.5%	48.8%	55.2%	69.9%	111%		0
3SED3-C DL	61.2%	51.2%	52.8%	64.0%	46.8%	54.0%	63.2%	85.2%		0
3SED6-A	80.8%	73.3%	73.6%	92.0%	70.8%	73.6%	91.7%	161%*		1
3SED6-A DL	76.8%	70.4%	72.0%	84.8%	67.2%	72.0%	95.2%	131%		0
MB-060909	63.2%	57.1%	55.7%	66.1%	56.4%	60.8%	64.5%	88.0%		0
LCS-060909	76.0%	68.3%	66.4%	69.6%	68.0%	71.2%	91.2%	95.2%		0
3SED6-B	74.8%	67.5%	68.8%	84.5%	68.8%	68.4%	86.4%	144%		0
3SED6-B DL	76.8%	67.2%	69.6%	81.6%	67.2%	68.4%	77.6%	120%		0
3SED6-B MS	79.6%	75.7%	72.8%	92.3%	70.0%	74.0%	105%	160%		0
3SED6-B MSD	74.4%	70.9%	71.5%	86.9%	69.2%	70.8%	88.8%	163%*		1
3SED6-C	82.0%	68.3%	70.7%	88.3%	68.4%	67.6%	89.6%	156%		0
3SED6-C DL	79.2%	70.4%	70.4%	85.6%	68.4%	73.2%	80.8%	126%		0
3SED7-A	81.2%	71.2%	69.6%	90.4%	62.4%	66.4%	103%	179%*		1
3SED7-A DL	79.2%	69.6%	68.0%	87.2%	58.8%	66.0%	96.0%	121%		0
3SED7-B	65.2%	67.7%	65.1%	86.7%	56.4%	76.4%	89.9%	150%		0
3SED7-B DL	69.6%	60.0%	64.0%	68.0%	54.0%	70.8%	80.0%	113%		0
3SED7-C	76.8%	75.7%	74.7%	97.1%	64.0%	82.8%	98.9%	170%*		1
3SED7-C DL	81.6%	70.4%	72.8%	76.8%	63.6%	78.0%	105%	119%		0
3SED9-A	82.4%	76.8%	73.1%	98.1%	56.8%	93.2%	98.9%	180%*		1
3SED9-A DL	79.2%	69.6%	68.8%	74.4%	54.0%	91.2%	92.0%	128%		0
3SED9-B	74.8%	73.1%	70.7%	95.7%	58.8%	80.0%	92.5%	169%*		1
3SED9-B DL	78.0%	68.8%	68.8%	73.6%	56.4%	74.4%	88.0%	125%		0
3SED9-C	80.8%	76.5%	74.9%	101%	69.2%	85.2%	98.7%	188%*		1
3SED9-C DL	81.6%	70.4%	68.8%	76.8%	63.6%	78.0%	92.0%	130%		0

LCS/MB LIMITS

QC LIMITS

(FBP) = 2-Fluorobiphenyl	(30-160)	(30-160)
(PHL) = d5-Phenol	(30-160)	(30-160)
(FPH) = 2-Fluorophenol	(30-160)	(30-160)
(CPL) = d4-2-Chlorophenol	(30-160)	(30-160)
(DCB) = d4-1,2-Dichlorobenzene	(30-160)	(30-160)
(NBZ) = d5-Nitrobenzene	(30-160)	(30-160)
(TBP) = 2,4,6-Tribromophenol	(30-160)	(30-160)
(TER) = d14-p-Terphenyl	(30-160)	(30-160)

Prep Method: SW3550B
Log Number Range: 09-12787 to 09-12801

ORGANICS ANALYSIS DATA SHEET

Semivolatiles by Selected Ion Monitoring GC/MS

Sample ID: 3SED6-B

Page 1 of 1

MATRIX SPIKE

Lab Sample ID: PB44H


QC Report No: PB44-ENVIRONMENTAL SCIENCE CORP.

LIMS ID: 09-12794

Project: JELD-WEN NORD DOOR

Matrix: Sediment

Event: NA

Data Release Authorized: 

Date Sampled: 06/04/09

Reported: 06/19/09

Date Received: 06/04/09

Date Extracted MS/MSD: 06/09/09

Sample Amount MS: 16.7 g-dry-wt

MSD: 16.9 g-dry-wt

Date Analyzed MS: 06/16/09 18:49

Final Extract Volume MS: 1.0 mL

MSD: 06/16/09 19:24

MSD: 1.0 mL

Instrument/Analyst MS: NT2/PK

Dilution Factor MS: 1.00

MSD: NT2/PK

MSD: 1.00

Analyte	Sample	MS	Spike Added-MS	MS Recovery	MSD	Spike Added-MSD	MSD Recovery	RPD
Dibenz(a,h)anthracene	< 5.9 U	186	150	124%	108	148	73.0%	53.1%
1,4-Dichlorobenzene	< 5.9 U	107	150	71.3%	107	148	72.3%	0.0%
1,2,4-Trichlorobenzene	< 5.9 U	127	150	84.7%	120	148	81.1%	5.7%
Hexachlorobenzene	< 5.9 U	156	150	104%	136	148	91.9%	13.7%
Hexachlorobutadiene	< 5.9 U	133	150	88.7%	127	148	85.8%	4.6%
Dimethylphthalate	< 14.8 U	229	150	153%	125	148	84.5%	58.8%
Butylbenzylphthalate	< 14.8 U	223	150	149%	209	148	141%	6.5%
2-Methylphenol	< 5.9 U	125	150	83.3%	127	148	85.8%	1.6%
2,4-Dimethylphenol	< 5.9 U	92.2	150	61.5%	100	148	67.6%	8.1%
N-Nitrosodiphenylamine	< 5.9 U	145	150	96.7%	121	148	81.8%	18.0%
Benzyl Alcohol	< 29.6 U	256	299	85.6%	182	296	61.5%	33.8%
Pentachlorophenol	< 29.6 U	116	150	77.3%	102	148	68.9%	12.8%
1,2-Dichlorobenzene	< 5.9 U	113	150	75.3%	111	148	75.0%	1.8%
1,3-Dichlorobenzene	< 5.9 U	105	150	70.0%	105	148	70.9%	0.0%

Reported in $\mu\text{g}/\text{kg}$ (ppb)

RPD calculated using sample concentrations per SW846.

ORGANICS ANALYSIS DATA SHEET

Semivolatiles by Selected Ion Monitoring GC/MS

Sample ID: 3SED6-B

Page 1 of 1

MATRIX SPIKE

Lab Sample ID: PB44H


QC Report No: PB44-ENVIROMENTAL SCIENCE CORP.

LIMS ID: 09-12794

Project: JELD-WEN NORD DOOR

Matrix: Sediment

Event: NA

Data Release Authorized: 

Date Sampled: 06/04/09

Reported: 06/19/09

Date Received: 06/04/09

Date Extracted: 06/09/09

Sample Amount: 16.7 g-dry-wt

Date Analyzed: 06/16/09 18:49

Final Extract Volume: 1.0 mL

Instrument/Analyst: NT2/PK

Dilution Factor: 1.00

GPC Cleanup: Yes

Percent Moisture: 13.3%

Silica Gel Cleanup: No

Alumina Cleanup: No

CAS Number	Analyte	RL	Result
53-70-3	Dibenz (a, h) anthracene	6.0	---
106-46-7	1,4-Dichlorobenzene	6.0	---
120-82-1	1,2,4-Trichlorobenzene	6.0	---
118-74-1	Hexachlorobenzene	6.0	---
87-68-3	Hexachlorobutadiene	6.0	---
131-11-3	Dimethylphthalate	15	---
85-68-7	Butylbenzylphthalate	15	---
95-48-7	2-Methylphenol	6.0	---
105-67-9	2,4-Dimethylphenol	6.0	---
86-30-6	N-Nitrosodiphenylamine	6.0	---
100-51-6	Benzyl Alcohol	30	---
87-86-5	Pentachlorophenol	30	---
95-50-1	1,2-Dichlorobenzene	6.0	---
541-73-1	1,3-Dichlorobenzene	6.0	---

Reported in $\mu\text{g}/\text{kg}$ (ppb)

SIM Semivolatile Surrogate Recovery

2-Fluorobiphenyl	79.6%	d5-Phenol	75.7%
2-Fluorophenol	72.8%	d4-2-Chlorophenol	92.3%
d4-1,2-Dichlorobenzene	70.0%	d5-Nitrobenzene	74.0%
2,4,6-Tribromophenol	105%	d14-p-Terphenyl	160%

ORGANICS ANALYSIS DATA SHEET

Semivolatiles by Selected Ion Monitoring GC/MS

Sample ID: 3SED6-B

Page 1 of 1

MATRIX SPIKE DUPLICATE

Lab Sample ID: PB44H


QC Report No: PB44-ENVIROMENTAL SCIENCE CORP.

LIMS ID: 09-12794

Project: JELD-WEN NORD DOOR

Matrix: Sediment

Event: NA

Data Release Authorized: 

Date Sampled: 06/04/09

Reported: 06/19/09

Date Received: 06/04/09

Date Extracted: 06/09/09

Sample Amount: 16.9 g-dry-wt

Date Analyzed: 06/16/09 19:24

Final Extract Volume: 1.0 mL

Instrument/Analyst: NT2/PK

Dilution Factor: 1.00

GPC Cleanup: Yes

Percent Moisture: 13.3%

Silica Gel Cleanup: No

Alumina Cleanup: No

CAS Number	Analyte	RL	Result
53-70-3	Dibenz (a,h)anthracene	5.9	---
106-46-7	1,4-Dichlorobenzene	5.9	---
120-82-1	1,2,4-Trichlorobenzene	5.9	---
118-74-1	Hexachlorobenzene	5.9	---
87-68-3	Hexachlorobutadiene	5.9	---
131-11-3	Dimethylphthalate	15	---
85-68-7	Butylbenzylphthalate	15	---
95-48-7	2-Methylphenol	5.9	---
105-67-9	2,4-Dimethylphenol	5.9	---
86-30-6	N-Nitrosodiphenylamine	5.9	---
100-51-6	Benzyl Alcohol	30	---
87-86-5	Pentachlorophenol	30	---
95-50-1	1,2-Dichlorobenzene	5.9	---
541-73-1	1,3-Dichlorobenzene	5.9	---

Reported in $\mu\text{g}/\text{kg}$ (ppb)

SIM Semivolatile Surrogate Recovery

2-Fluorobiphenyl	74.4%	d5-Phenol	70.9%
2-Fluorophenol	71.5%	d4-2-Chlorophenol	86.9%
d4-1,2-Dichlorobenzene	69.2%	d5-Nitrobenzene	70.8%
2,4,6-Tribromophenol	88.8%	d14-p-Terphenyl	163%

ORGANICS ANALYSIS DATA SHEET

Semivolatiles by Selected Ion Monitoring GC/MS

Sample ID: LCS-060909

Page 1 of 1

LAB CONTROL SAMPLE

Lab Sample ID: LCS-060909


QC Report No: PB44-ENVIRONMENTAL SCIENCE CORP.

LIMS ID: 09-12794

Project: JELD-WEN NORD DOOR

Matrix: Sediment

Event: NA

Data Release Authorized: 

Date Sampled: NA

Reported: 06/19/09

Date Received: NA

Date Extracted: 06/09/09

Sample Amount LCS: 16.0 g-dry-wt

Date Analyzed LCS: 06/17/09 13:48

Final Extract Volume LCS: 1.0 mL

Instrument/Analyst LCS: NT2/PK

Dilution Factor LCS: 1.00

Analyte	LCS	Spike Added	Recovery
Dibenz (a,h) anthracene	211	156	135%
1,4-Dichlorobenzene	108	156	69.2%
1,2,4-Trichlorobenzene	123	156	78.8%
Hexachlorobenzene	137	156	87.8%
Hexachlorobutadiene	126	156	80.8%
Dimethylphthalate	130	156	83.3%
Butylbenzylphthalate	147	156	94.2%
2-Methylphenol	122	156	78.2%
2,4-Dimethylphenol	63.8	156	40.9%
N-Nitrosodiphenylamine	80.6	156	51.7%
Benzyl Alcohol	85.6	312	27.4%
Pentachlorophenol	115	156	73.7%
1,2-Dichlorobenzene	111	156	71.2%
1,3-Dichlorobenzene	133	156	85.3%

Reported in $\mu\text{g}/\text{kg}$ (ppb)

SIM Semivolatile Surrogate Recovery

2-Fluorobiphenyl	76.0%
d5-Phenol	68.3%
2-Fluorophenol	66.4%
d4-2-Chlorophenol	69.6%
d4-1,2-Dichlorobenzene	68.0%
d5-Nitrobenzene	71.2%
2,4,6-Tribromophenol	91.2%
d14-p-Terphenyl	95.2%

4B
SEMIVOLATILE METHOD BLANK SUMMARY

BLANK NO.

PB44MBS1

Lab Name: ANALYTICAL RESOURCES, INC

Client: ESC

ARI Job No: PB44

Project: JELD-WEN NORD DOOR

Lab File ID: 061701

Date Extracted: 06/09/09

Instrument ID: NT2

Date Analyzed: 06/17/09

Matrix: SOLID

Time Analyzed: 1314

THIS METHOD BLANK APPLIES TO THE FOLLOWING SAMPLES, MS and MSD:

	CLIENT SAMPLE NO.	LAB SAMPLE ID	LAB FILE ID	DATE ANALYZED
01	3SED4-A	PB44A	061603	06/16/09
02	3SED4-B	PB44B	061604	06/16/09
03	3SED4-C	PB44C	061605	06/16/09
04	3SED3-A	PB44D	061606	06/16/09
05	3SED3-B	PB44E	061610	06/16/09
06	3SED3-C	PB44F	061611	06/16/09
07	3SED6-A	PB44G	061612	06/16/09
08	3SED6-B	PB44H	061613	06/16/09
09	3SED6-B MS	PB44HMS	061614	06/16/09
10	3SED6-B MSD	PB44HMSD	061615	06/16/09
11	3SED6-C	PB44I	061616	06/16/09
12	3SED7-A	PB44J	061617	06/16/09
13	3SED7-B	PB44K	061618	06/16/09
14	3SED7-C	PB44L	061619	06/16/09
15	3SED9-A	PB44M	061620	06/16/09
16	3SED9-B	PB44N	061621	06/16/09
17	3SED9-C	PB44O	061622	06/16/09
18	PB44LCSS1	PB44LCSS1	061702	06/17/09
19	3SED3-A	PB44D	061706	06/17/09
20	3SED3-B	PB44E	061707	06/17/09
21	3SED3-C	PB44F	061708	06/17/09
22	3SED6-A	PB44G	061709	06/17/09
23	3SED6-B	PB44H	061710	06/17/09
24	3SED6-C	PB44I	061713	06/17/09
25	3SED7-A	PB44J	061714	06/17/09
26	3SED7-B	PB44K	061715	06/17/09
27	3SED7-C	PB44L	061716	06/17/09
28	3SED9-A	PB44M	061717	06/17/09
29	3SED9-B	PB44N	061718	06/17/09
30	3SED9-C	PB44O	061719	06/17/09

COMMENTS:

ORGANICS ANALYSIS DATA SHEET

Semivolatiles by Selected Ion Monitoring GC/MS

Sample ID: MB-060909


METHOD BLANK

Page 1 of 1

Lab Sample ID: MB-060909

LIMS ID: 09-12794

Matrix: Sediment

Data Release Authorized: 

Reported: 06/19/09

QC Report No: PB44-ENVIROMENTAL SCIENCE CORP.

Project: JELD-WEN NORD DOOR

Event: NA

Date Sampled: NA

Date Received: NA

Date Extracted: 06/09/09

Date Analyzed: 06/17/09 13:14

Instrument/Analyst: NT2/PK

GPC Cleanup: Yes

Silica Gel Cleanup: No

Alumina Cleanup: No

Sample Amount: 16.0 g-dry-wt

Final Extract Volume: 1.0 mL

Dilution Factor: 1.00

Percent Moisture: NA

CAS Number	Analyte	RL	Result
53-70-3	Dibenz (a,h)anthracene	6.2	< 6.2 U
106-46-7	1,4-Dichlorobenzene	6.2	< 6.2 U
120-82-1	1,2,4-Trichlorobenzene	6.2	< 6.2 U
118-74-1	Hexachlorobenzene	6.2	< 6.2 U
87-68-3	Hexachlorobutadiene	6.2	< 6.2 U
131-11-3	Dimethylphthalate	16	< 16 U
85-68-7	Butylbenzylphthalate	16	< 16 U
95-48-7	2-Methylphenol	6.2	< 6.2 U
105-67-9	2,4-Dimethylphenol	6.2	< 6.2 U
86-30-6	N-Nitrosodiphenylamine	6.2	< 6.2 U
100-51-6	Benzyl Alcohol	31	< 31 U
87-86-5	Pentachlorophenol	31	< 31 U
95-50-1	1,2-Dichlorobenzene	6.2	< 6.2 U
541-73-1	1,3-Dichlorobenzene	6.2	< 6.2 U

Reported in $\mu\text{g}/\text{kg}$ (ppb)

SIM Semivolatile Surrogate Recovery

2-Fluorobiphenyl	63.2%	d5-Phenol	57.1%
2-Fluorophenol	55.7%	d4-2-Chlorophenol	66.1%
d4-1,2-Dichlorobenzene	56.4%	d5-Nitrobenzene	60.8%
2,4,6-Tribromophenol	64.5%	d14-p-Terphenyl	88.0%

PCB ANALYSIS

ORGANICS ANALYSIS DATA SHEET

PSDDA PCB by GC/ECD

Page 1 of 1



Sample ID: 3SED4-A
SAMPLE

Lab Sample ID: PB44A

LIMS ID: 09-12787

Matrix: Sediment

Data Release Authorized: *[Signature]*

Reported: 06/17/09

QC Report No: PB44-ENVIRONMENTAL SCIENCE CORP.

Project: JELD-WEN NORD DOOR

Date Sampled: 06/04/09

Date Received: 06/04/09

Date Extracted: 06/10/09

Date Analyzed: 06/14/09 00:28

Instrument/Analyst: ECD5/JGR

GPC Cleanup: No

Sulfur Cleanup: Yes

Acid Cleanup: Yes

Florisil Cleanup: No

Sample Amount: 26.1 g-dry-wt

Final Extract Volume: 1.0 mL

Dilution Factor: 5.00

Silica Gel: Yes

Percent Moisture: 17.1%


CAS Number	Analyte	RL	Result
12674-11-2	Aroclor 1016	3.8	< 3.8 U
53469-21-9	Aroclor 1242	3.8	< 3.8 U
12672-29-6	Aroclor 1248	3.8	< 3.8 U
11097-69-1	Aroclor 1254	3.8	< 3.8 U
11096-82-5	Aroclor 1260	3.8	5.1
11104-28-2	Aroclor 1221	3.8	< 3.8 U
11141-16-5	Aroclor 1232	3.8	< 3.8 U

Reported in $\mu\text{g}/\text{kg}$ (ppb)

PCB Surrogate Recovery

Decachlorobiphenyl	89.9%
Tetrachlorometaxylene	78.4%

Sample ID: 3SED4-B
SAMPLE

Lab Sample ID: PB44B
LIMS ID: 09-12788
Matrix: Sediment
Data Release Authorized: 
Reported: 06/17/09

QC Report No: PB44-ENVIROMENTAL SCIENCE CORP.
Project: JELD-WEN NORD DOOR

Date Sampled: 06/04/09
Date Received: 06/04/09

Date Extracted: 06/10/09
Date Analyzed: 06/14/09 00:45
Instrument/Analyst: ECD5/JGR
GPC Cleanup: No
Sulfur Cleanup: Yes
Acid Cleanup: Yes
Florisil Cleanup: No

Sample Amount: 25.7 g-dry-wt
Final Extract Volume: 1.0 mL
Dilution Factor: 5.00
Silica Gel: Yes
Percent Moisture: 22.5%


CAS Number	Analyte	RL	Result
12674-11-2	Aroclor 1016	3.9	< 3.9 U
53469-21-9	Aroclor 1242	3.9	< 3.9 U
12672-29-6	Aroclor 1248	3.9	< 3.9 U
11097-69-1	Aroclor 1254	3.9	< 3.9 U
11096-82-5	Aroclor 1260	3.9	< 3.9 U
11104-28-2	Aroclor 1221	3.9	< 3.9 U
11141-16-5	Aroclor 1232	3.9	< 3.9 U

Reported in $\mu\text{g}/\text{kg}$ (ppb)

PCB Surrogate Recovery

Decachlorobiphenyl	80.6%
Tetrachlorometaxylene	74.0%

Sample ID: 3SED4-C
SAMPLE

Lab Sample ID: PB44C
LIMS ID: 09-12789
Matrix: Sediment
Data Release Authorized: 
Reported: 06/17/09

QC Report No: PB44-ENVIROMENTAL SCIENCE CORP.
Project: JELD-WEN NORD DOOR

Date Sampled: 06/04/09
Date Received: 06/04/09

Date Extracted: 06/10/09
Date Analyzed: 06/14/09 01:03
Instrument/Analyst: ECD5/JGR
GPC Cleanup: No
Sulfur Cleanup: Yes
Acid Cleanup: Yes
Florisil Cleanup: No

Sample Amount: 25.5 g-dry-wt
Final Extract Volume: 1.0 mL
Dilution Factor: 5.00
Silica Gel: Yes
Percent Moisture: 25.3%

CAS Number	Analyte	RL	Result
12674-11-2	Aroclor 1016	3.9	< 3.9 U
53469-21-9	Aroclor 1242	3.9	< 3.9 U
12672-29-6	Aroclor 1248	3.9	< 3.9 U
11097-69-1	Aroclor 1254	3.9	< 3.9 U
11096-82-5	Aroclor 1260	3.9	< 3.9 U
11104-28-2	Aroclor 1221	3.9	< 3.9 U
11141-16-5	Aroclor 1232	3.9	< 3.9 U

Reported in $\mu\text{g}/\text{kg}$ (ppb)

PCB Surrogate Recovery

Decachlorobiphenyl	82.2%
Tetrachlorometaxylene	71.1%

ORGANICS ANALYSIS DATA SHEET

PSDDA PCB by GC/ECD

Page 1 of 1

Sample ID: 3SED3-A

SAMPLE

Lab Sample ID: PB44D

LIMS ID: 09-12790

Matrix: Sediment

Data Release Authorized: 

Reported: 06/17/09

QC Report No: PB44-ENVIROMENTAL SCIENCE CORP.

Project: JELD-WEN NORD DOOR

Date Sampled: 06/04/09

Date Received: 06/04/09

Date Extracted: 06/10/09

Date Analyzed: 06/14/09 01:20

Instrument/Analyst: ECD5/JGR

GPC Cleanup: No

Sulfur Cleanup: Yes

Acid Cleanup: Yes

Florisil Cleanup: No

Sample Amount: 25.1 g-dry-wt

Final Extract Volume: 1.0 mL

Dilution Factor: 5.00

Silica Gel: Yes

Percent Moisture: 16.3%

CAS Number	Analyte	RL	Result
12674-11-2	Aroclor 1016	4.0	< 4.0 U
53469-21-9	Aroclor 1242	4.0	< 4.0 U
12672-29-6	Aroclor 1248	4.0	< 4.0 U
11097-69-1	Aroclor 1254	4.0	< 4.0 U
11096-82-5	Aroclor 1260	4.0	7.3
11104-28-2	Aroclor 1221	4.0	< 4.0 U
11141-16-5	Aroclor 1232	4.0	< 4.0 U

Reported in $\mu\text{g}/\text{kg}$ (ppb)

PCB Surrogate Recovery

Decachlorobiphenyl	NR
Tetrachlorometaxylene	72.5%

ORGANICS ANALYSIS DATA SHEET

PSDDA PCB by GC/ECD

Page 1 of 1



Sample ID: 3SED3-B
SAMPLE

Lab Sample ID: PB44E

LIMS ID: 09-12791

Matrix: Sediment

Data Release Authorized: *[Signature]*

Reported: 06/17/09

QC Report No: PB44-ENVIROMENTAL SCIENCE CORP.

Project: JELD-WEN NORD DOOR

Date Sampled: 06/04/09

Date Received: 06/04/09

Date Extracted: 06/10/09

Date Analyzed: 06/14/09 02:11

Instrument/Analyst: ECD5/JGR

GPC Cleanup: No

Sulfur Cleanup: Yes

Acid Cleanup: Yes

Florisil Cleanup: No

Sample Amount: 25.2 g-dry-wt

Final Extract Volume: 1.0 mL

Dilution Factor: 5.00

Silica Gel: Yes

Percent Moisture: 46.5%

CAS Number	Analyte	RL	Result
12674-11-2	Aroclor 1016	4.0	< 4.0 U
53469-21-9	Aroclor 1242	4.0	< 4.0 U
12672-29-6	Aroclor 1248	4.0	< 4.0 U
11097-69-1	Aroclor 1254	4.0	4.4
11096-82-5	Aroclor 1260	4.0	7.0 P
11104-28-2	Aroclor 1221	4.0	< 4.0 U
11141-16-5	Aroclor 1232	4.0	< 4.0 U

Reported in $\mu\text{g}/\text{kg}$ (ppb)

PCB Surrogate Recovery

Decachlorobiphenyl	113%
Tetrachlorometaxylene	68.8%



Sample ID: 3SED3-C
SAMPLE

Lab Sample ID: PB44F
LIMS ID: 09-12792
Matrix: Sediment
Data Release Authorized: *[Signature]*
Reported: 06/17/09

QC Report No: PB44-ENVIRONMENTAL SCIENCE CORP.
Project: JELD-WEN NORD DOOR

Date Sampled: 06/04/09
Date Received: 06/04/09

Date Extracted: 06/10/09
Date Analyzed: 06/14/09 02:29
Instrument/Analyst: ECD5/JGR
GPC Cleanup: No
Sulfur Cleanup: Yes
Acid Cleanup: Yes
Florisil Cleanup: No

Sample Amount: 25.5 g-dry-wt
Final Extract Volume: 1.0 mL
Dilution Factor: 5.00
Silica Gel: Yes
Percent Moisture: 36.6%

CAS Number	Analyte	RL	Result
12674-11-2	Aroclor 1016	3.9	< 3.9 U
53469-21-9	Aroclor 1242	3.9	< 3.9 U
12672-29-6	Aroclor 1248	3.9	< 3.9 U
11097-69-1	Aroclor 1254	3.9	4.2
11096-82-5	Aroclor 1260	3.9	< 3.9 U
11104-28-2	Aroclor 1221	3.9	< 3.9 U
11141-16-5	Aroclor 1232	3.9	< 3.9 U

Reported in $\mu\text{g}/\text{kg}$ (ppb)

PCB Surrogate Recovery

Decachlorobiphenyl	107%
Tetrachlorometaxylene	73.5%

ORGANICS ANALYSIS DATA SHEET
PSDDA PCB by GC/ECD
 Page 1 of 1

Sample ID: 3SED6-A
 SAMPLE

Lab Sample ID: PB44G
 LIMS ID: 09-12793
 Matrix: Sediment
 Data Release Authorized: *ASB*
 Reported: 06/17/09

QC Report No: PB44-ENVIRONMENTAL SCIENCE CORP.
 Project: JELD-WEN NORD DOOR

Date Sampled: 06/04/09
 Date Received: 06/04/09

Date Extracted: 06/10/09
 Date Analyzed: 06/14/09 02:46
 Instrument/Analyst: ECD5/JGR
 GPC Cleanup: No
 Sulfur Cleanup: Yes
 Acid Cleanup: Yes
 Florisil Cleanup: No

Sample Amount: 26.3 g-dry-wt
 Final Extract Volume: 1.0 mL
 Dilution Factor: 5.00
 Silica Gel: Yes
 Percent Moisture: 19.6%

CAS Number	Analyte	RL	Result
12674-11-2	Aroclor 1016	3.8	< 3.8 U
53469-21-9	Aroclor 1242	3.8	< 3.8 U
12672-29-6	Aroclor 1248	3.8	< 3.8 U
11097-69-1	Aroclor 1254	3.8	< 3.8 U
11096-82-5	Aroclor 1260	3.8	< 3.8 U
11104-28-2	Aroclor 1221	3.8	< 3.8 U
11141-16-5	Aroclor 1232	3.8	< 3.8 U


Reported in $\mu\text{g}/\text{kg}$ (ppb)

PCB Surrogate Recovery

Decachlorobiphenyl	99.8%
Tetrachlorometaxylene	68.1%

ORGANICS ANALYSIS DATA SHEET
PSDDA PCB by GC/ECD
 Page 1 of 1

Sample ID: 3SED6-B
SAMPLE

Lab Sample ID: PB44H
 LIMS ID: 09-12794
 Matrix: Sediment
 Data Release Authorized: 
 Reported: 06/17/09

QC Report No: PB44-ENVIROMENTAL SCIENCE CORP.
 Project: JELD-WEN NORD DOOR
 Date Sampled: 06/04/09
 Date Received: 06/04/09

Date Extracted: 06/10/09
 Date Analyzed: 06/14/09 03:03
 Instrument/Analyst: ECD5/JGR
 GPC Cleanup: No
 Sulfur Cleanup: Yes
 Acid Cleanup: Yes
 Florisil Cleanup: No

Sample Amount: 25.4 g-dry-wt
 Final Extract Volume: 1.0 mL
 Dilution Factor: 5.00
 Silica Gel: Yes
 Percent Moisture: 13.3%

CAS Number	Analyte	RL	Result
12674-11-2	Aroclor 1016	3.9	< 3.9 U
53469-21-9	Aroclor 1242	3.9	< 3.9 U
12672-29-6	Aroclor 1248	3.9	< 3.9 U
11097-69-1	Aroclor 1254	3.9	< 3.9 U
11096-82-5	Aroclor 1260	3.9	< 3.9 U
11104-28-2	Aroclor 1221	3.9	< 3.9 U
11141-16-5	Aroclor 1232	3.9	< 3.9 U

Reported in $\mu\text{g}/\text{kg}$ (ppb)

PCB Surrogate Recovery

Decachlorobiphenyl	82.4%
Tetrachlorometaxylene	67.1%

Sample ID: 3SED6-C
SAMPLE

Lab Sample ID: PB44I
LIMS ID: 09-12795
Matrix: Sediment
Data Release Authorized: *AB*
Reported: 06/17/09

QC Report No: PB44-ENVIRONMENTAL SCIENCE CORP.
Project: JELD-WEN NORD DOOR

Date Sampled: 06/04/09
Date Received: 06/04/09

Date Extracted: 06/10/09
Date Analyzed: 06/14/09 03:20
Instrument/Analyst: ECD5/JGR
GPC Cleanup: No
Sulfur Cleanup: Yes
Acid Cleanup: Yes
Florisil Cleanup: No

Sample Amount: 25.7 g-dry-wt
Final Extract Volume: 1.0 mL
Dilution Factor: 5.00
Silica Gel: Yes
Percent Moisture: 14.5%

CAS Number	Analyte	RL	Result
12674-11-2	Aroclor 1016	3.9	< 3.9 U
53469-21-9	Aroclor 1242	3.9	< 3.9 U
12672-29-6	Aroclor 1248	3.9	< 3.9 U
11097-69-1	Aroclor 1254	3.9	< 3.9 U
11096-82-5	Aroclor 1260	3.9	< 3.9 U
11104-28-2	Aroclor 1221	3.9	< 3.9 U
11141-16-5	Aroclor 1232	3.9	< 3.9 U


Reported in $\mu\text{g}/\text{kg}$ (ppb)

PCB Surrogate Recovery

Decachlorobiphenyl	90.4%
Tetrachlorometaxylene	75.5%

ORGANICS ANALYSIS DATA SHEET
PSDDA PCB by GC/ECD
 Page 1 of 1

Sample ID: 3SED7-A
SAMPLE

Lab Sample ID: PB44J
 LIMS ID: 09-12796
 Matrix: Sediment
 Data Release Authorized: 
 Reported: 06/17/09

QC Report No: PB44-ENVIRONMENTAL SCIENCE CORP.
 Project: JELD-WEN NORD DOOR
 Date Sampled: 06/04/09
 Date Received: 06/04/09

Date Extracted: 06/10/09
 Date Analyzed: 06/15/09 12:04
 Instrument/Analyst: ECD5/JGR
 GPC Cleanup: No
 Sulfur Cleanup: Yes
 Acid Cleanup: Yes
 Florisil Cleanup: No

Sample Amount: 25.6 g-dry-wt
 Final Extract Volume: 1.0 mL
 Dilution Factor: 5.00
 Silica Gel: Yes
 Percent Moisture: 27.3%

CAS Number	Analyte	RL	Result
12674-11-2	Aroclor 1016	3.9	< 3.9 U
53469-21-9	Aroclor 1242	3.9	< 3.9 U
12672-29-6	Aroclor 1248	3.9	< 3.9 U
11097-69-1	Aroclor 1254	3.9	< 3.9 U
11096-82-5	Aroclor 1260	3.9	< 3.9 U
11104-28-2	Aroclor 1221	3.9	< 3.9 U
11141-16-5	Aroclor 1232	3.9	< 3.9 U

Reported in $\mu\text{g}/\text{kg}$ (ppb)

PCB Surrogate Recovery

Decachlorobiphenyl	105%
Tetrachlorometaxylene	80.0%

ORGANICS ANALYSIS DATA SHEET

PSDDA PCB by GC/ECD

Page 1 of 1



Sample ID: 3SED7-B
SAMPLE

Lab Sample ID: PB44K

LIMS ID: 09-12797

Matrix: Sediment

Data Release Authorized: *[Signature]*

Reported: 06/17/09

QC Report No: PB44-ENVIROMENTAL SCIENCE CORP.

Project: JELD-WEN NORD DOOR

Date Sampled: 06/04/09

Date Received: 06/04/09

Date Extracted: 06/10/09

Date Analyzed: 06/15/09 12:21

Instrument/Analyst: ECD5/JGR

GPC Cleanup: No

Sulfur Cleanup: Yes

Acid Cleanup: Yes

Florisil Cleanup: No

Sample Amount: 25.5 g-dry-wt

Final Extract Volume: 1.0 mL

Dilution Factor: 5.00

Silica Gel: Yes

Percent Moisture: 49.6%

CAS Number	Analyte	RL	Result
12674-11-2	Aroclor 1016	3.9	< 3.9 U
53469-21-9	Aroclor 1242	3.9	4.5
12672-29-6	Aroclor 1248	3.9	< 3.9 U
11097-69-1	Aroclor 1254	3.9	< 3.9 U
11096-82-5	Aroclor 1260	3.9	< 3.9 U
11104-28-2	Aroclor 1221	3.9	< 3.9 U
11141-16-5	Aroclor 1232	3.9	< 3.9 U

Reported in $\mu\text{g}/\text{kg}$ (ppb)

PCB Surrogate Recovery

Decachlorobiphenyl	82.5%
Tetrachlorometaxylene	72.0%

ORGANICS ANALYSIS DATA SHEET
PSDDA PCB by GC/ECD
 Page 1 of 1

Sample ID: 3SED7-C
SAMPLE

Lab Sample ID: PB44L
 LIMS ID: 09-12798
 Matrix: Sediment
 Data Release Authorized: *[Signature]*
 Reported: 06/17/09

QC Report No: PB44-ENVIROMENTAL SCIENCE CORP.
 Project: JELD-WEN NORD DOOR
 Date Sampled: 06/04/09
 Date Received: 06/04/09

Date Extracted: 06/10/09
 Date Analyzed: 06/15/09 12:38
 Instrument/Analyst: ECD5/JGR
 GPC Cleanup: No
 Sulfur Cleanup: Yes
 Acid Cleanup: Yes
 Florisil Cleanup: No

Sample Amount: 25.4 g-dry-wt
 Final Extract Volume: 1.0 mL
 Dilution Factor: 5.00
 Silica Gel: Yes
 Percent Moisture: 49.4%

CAS Number	Analyte	RL	Result
12674-11-2	Aroclor 1016	3.9	< 3.9 U
53469-21-9	Aroclor 1242	3.9	6.4
12672-29-6	Aroclor 1248	3.9	< 3.9 U
11097-69-1	Aroclor 1254	3.9	< 3.9 U
11096-82-5	Aroclor 1260	3.9	< 3.9 U
11104-28-2	Aroclor 1221	3.9	< 3.9 U
11141-16-5	Aroclor 1232	3.9	< 3.9 U


Reported in $\mu\text{g/kg}$ (ppb)

PCB Surrogate Recovery

Decachlorobiphenyl	108%
Tetrachlorometaxylene	79.4%

ORGANICS ANALYSIS DATA SHEET
PSDDA PCB by GC/ECD
Page 1 of 1

Sample ID: 3SED9-A
SAMPLE

Lab Sample ID: PB44M
LIMS ID: 09-12799
Matrix: Sediment
Data Release Authorized: 
Reported: 06/17/09

QC Report No: PB44-ENVIRONMENTAL SCIENCE CORP.
Project: JELD-WEN NORD DOOR

Date Sampled: 06/04/09
Date Received: 06/04/09

Date Extracted: 06/10/09
Date Analyzed: 06/15/09 12:55
Instrument/Analyst: ECD5/JGR
GPC Cleanup: No
Sulfur Cleanup: Yes
Acid Cleanup: Yes
Florisil Cleanup: No

Sample Amount: 25.4 g-dry-wt
Final Extract Volume: 1.0 mL
Dilution Factor: 5.00
Silica Gel: Yes
Percent Moisture: 54.0%

CAS Number	Analyte	RL	Result
12674-11-2	Aroclor 1016	3.9	< 3.9 U
53469-21-9	Aroclor 1242	3.9	37
12672-29-6	Aroclor 1248	3.9	< 3.9 U
11097-69-1	Aroclor 1254	3.9	8.9
11096-82-5	Aroclor 1260	3.9	7.7 P
11104-28-2	Aroclor 1221	3.9	< 3.9 U
11141-16-5	Aroclor 1232	3.9	< 3.9 U

Reported in $\mu\text{g}/\text{kg}$ (ppb)

PCB Surrogate Recovery

Decachlorobiphenyl	118%
Tetrachlorometaxylene	79.4%

ORGANICS ANALYSIS DATA SHEET
PSDDA PCB by GC/ECD
Page 1 of 1

Sample ID: 3SED9-B
SAMPLE

Lab Sample ID: PB44N
LIMS ID: 09-12800
Matrix: Sediment
Data Release Authorized: *AB*
Reported: 06/17/09

QC Report No: PB44-ENVIROMENTAL SCIENCE CORP.
Project: JELD-WEN NORD DOOR

Date Sampled: 06/04/09
Date Received: 06/04/09

Date Extracted: 06/10/09
Date Analyzed: 06/15/09 13:12
Instrument/Analyst: ECD5/JGR
GPC Cleanup: No
Sulfur Cleanup: Yes
Acid Cleanup: Yes
Florisil Cleanup: No

Sample Amount: 25.5 g-dry-wt
Final Extract Volume: 1.0 mL
Dilution Factor: 5.00
Silica Gel: Yes
Percent Moisture: 48.2%

CAS Number	Analyte	RL	Result
12674-11-2	Aroclor 1016	3.9	< 3.9 U
53469-21-9	Aroclor 1242	3.9	38
12672-29-6	Aroclor 1248	3.9	< 3.9 U
11097-69-1	Aroclor 1254	3.9	< 3.9 U
11096-82-5	Aroclor 1260	3.9	< 3.9 U
11104-28-2	Aroclor 1221	3.9	< 3.9 U
11141-16-5	Aroclor 1232	3.9	< 3.9 U

Reported in $\mu\text{g}/\text{kg}$ (ppb)

PCB Surrogate Recovery

Decachlorobiphenyl	105%
Tetrachlorometaxylene	73.9%

ORGANICS ANALYSIS DATA SHEET

PSDDA PCB by GC/ECD

Page 1 of 1

Sample ID: 3SED9-C

SAMPLE

Lab Sample ID: PB440

LIMS ID: 09-12801

Matrix: Sediment

Data Release Authorized: *AB*

Reported: 06/17/09

QC Report No: PB44-ENVIROMENTAL SCIENCE CORP.

Project: JELD-WEN NORD DOOR

Date Sampled: 06/04/09

Date Received: 06/04/09

Date Extracted: 06/10/09

Date Analyzed: 06/15/09 13:30

Instrument/Analyst: ECD5/JGR

GPC Cleanup: No

Sulfur Cleanup: Yes

Acid Cleanup: Yes

Florisil Cleanup: No

Sample Amount: 25.4 g-dry-wt

Final Extract Volume: 1.0 mL

Dilution Factor: 5.00

Silica Gel: Yes

Percent Moisture: 36.8%

CAS Number	Analyte	RL	Result
12674-11-2	Aroclor 1016	3.9	< 3.9 U
53469-21-9	Aroclor 1242	3.9	26
12672-29-6	Aroclor 1248	3.9	< 3.9 U
11097-69-1	Aroclor 1254	3.9	5.2
11096-82-5	Aroclor 1260	3.9	< 3.9 U
11104-28-2	Aroclor 1221	3.9	< 3.9 U
11141-16-5	Aroclor 1232	3.9	< 3.9 U

Reported in $\mu\text{g}/\text{kg}$ (ppb)

PCB Surrogate Recovery

Decachlorobiphenyl	92.2%
Tetrachlorometaxylene	71.9%

SW8082/PCB SOIL/SEDIMENT SURROGATE RECOVERY SUMMARY

Matrix: Sediment


QC Report No: PB44-ENVIRONMENTAL SCIENCE CORP.
Project: JELD-WEN NORD DOOR

Client ID	DCBP % REC	DCBP LCL-UCL	TCMX % REC	TCMX LCL-UCL	TOT OUT
3SED4-A	89.9%	34-141	78.4%	38-102	0
3SED4-B	80.6%	34-141	74.0%	38-102	0
3SED4-C	82.2%	34-141	71.1%	38-102	0
MB-061009	64.8%	40-109	57.8%	35-100	0
LCS-061009	67.5%	40-109	54.0%	35-100	0
3SED3-A	NR	34-141	72.5%	38-102	0
3SED3-A MS	102%	34-141	77.8%	38-102	0
3SED3-A MSD	109%	34-141	77.4%	38-102	0
3SED3-B	113%	34-141	68.8%	38-102	0
3SED3-C	107%	34-141	73.5%	38-102	0
3SED6-A	99.8%	34-141	68.1%	38-102	0
3SED6-B	82.4%	34-141	67.1%	38-102	0
3SED6-C	90.4%	34-141	75.5%	38-102	0
3SED7-A	105%	34-141	80.0%	38-102	0
3SED7-B	82.5%	34-141	72.0%	38-102	0
3SED7-C	108%	34-141	79.4%	38-102	0
3SED9-A	118%	34-141	79.4%	38-102	0
3SED9-B	105%	34-141	73.9%	38-102	0
3SED9-C	92.2%	34-141	71.9%	38-102	0

Low Level PSDDA Control Limits
Prep Method: SW3550B
Log Number Range: 09-12787 to 09-12801

ORGANICS ANALYSIS DATA SHEET
PSDDA PCB by GC/ECD
 Page 1 of 1

Sample ID: 3SED3-A
 MS/MSD

Lab Sample ID: PB44D
 LIMS ID: 09-12790
 Matrix: Sediment
 Data Release Authorized: 
 Reported: 06/17/09

QC Report No: PB44-ENVIROMENTAL SCIENCE CORP.
 Project: JELD-WEN NORD DOOR

Date Sampled: 06/04/09
 Date Received: 06/04/09

Date Extracted MS/MSD: 06/10/09

Sample Amount MS: 25.3 g-dry-wt
 MSD: 25.4 g-dry-wt

Date Analyzed MS: 06/14/09 01:37
 MSD: 06/14/09 01:54

Final Extract Volume MS: 1.0 mL
 MSD: 1.0 mL

Instrument/Analyst MS: ECD5/JGR
 MSD: ECD5/JGR

Dilution Factor MS: 5.00
 MSD: 5.00

GPC Cleanup: No
 Sulfur Cleanup: Yes
 Acid Cleanup: Yes
 Florisil Cleanup: No

Silica Gel: Yes

Percent Moisture: 16.3%

Analyte	Sample	MS	Spike Added-MS	MS Recovery	MSD	Spike Added-MSD	MSD Recovery	RPD
Aroclor 1016	< 4.0 U	12.5	19.8	63.1%	13.4	19.7	68.0%	6.9%
Aroclor 1260	7.3	24.4	19.8	86.4%	27.3	19.7	102%	11.2%

Results reported in µg/kg (ppb)
 RPD calculated using sample concentrations per SW846.

ORGANICS ANALYSIS DATA SHEET
PSDDA PCB by GC/ECD
 Page 1 of 1

Sample ID: 3SED3-A
MATRIX SPIKE

Lab Sample ID: PB44D
 LIMS ID: 09-12790
 Matrix: Sediment
 Data Release Authorized: *[Signature]*
 Reported: 06/17/09

QC Report No: PB44-ENVIROMENTAL SCIENCE CORP.
 Project: JELD-WEN NORD DOOR

Date Sampled: 06/04/09
 Date Received: 06/04/09

Date Extracted: 06/10/09
 Date Analyzed: 06/14/09 01:37
 Instrument/Analyst: ECD5/JGR
 GPC Cleanup: No
 Sulfur Cleanup: Yes
 Acid Cleanup: Yes
 Florisil Cleanup: No

Sample Amount: 25.3 g-dry-wt
 Final Extract Volume: 1.0 mL
 Dilution Factor: 5.00
 Silica Gel: Yes
 Percent Moisture: 16.3%

CAS Number	Analyte	RL	Result
12674-11-2	Aroclor 1016	4.0	---
53469-21-9	Aroclor 1242	4.0	< 4.0 U
12672-29-6	Aroclor 1248	4.0	< 4.0 U
11097-69-1	Aroclor 1254	4.0	< 4.0 U
11096-82-5	Aroclor 1260	4.0	---
11104-28-2	Aroclor 1221	4.0	< 4.0 U
11141-16-5	Aroclor 1232	4.0	< 4.0 U


Reported in $\mu\text{g}/\text{kg}$ (ppb)

PCB Surrogate Recovery

Decachlorobiphenyl	102%
Tetrachlorometaxylene	77.8%

ORGANICS ANALYSIS DATA SHEET
PSDDA PCB by GC/ECD
 Page 1 of 1

Sample ID: 3SED3-A
 MATRIX SPIKE DUP

Lab Sample ID: PB44D
 LIMS ID: 09-12790
 Matrix: Sediment
 Data Release Authorized: 
 Reported: 06/17/09

QC Report No: PB44-ENVIROMENTAL SCIENCE CORP.
 Project: JELD-WEN NORD DOOR

Date Sampled: 06/04/09
 Date Received: 06/04/09

Date Extracted: 06/10/09
 Date Analyzed: 06/14/09 01:54
 Instrument/Analyst: ECD5/JGR
 GPC Cleanup: No
 Sulfur Cleanup: Yes
 Acid Cleanup: Yes
 Florisil Cleanup: No

Sample Amount: 25.4 g-dry-wt
 Final Extract Volume: 1.0 mL
 Dilution Factor: 5.00
 Silica Gel: Yes
 Percent Moisture: 16.3%

CAS Number	Analyte	RL	Result
12674-11-2	Aroclor 1016	3.9	---
53469-21-9	Aroclor 1242	3.9	< 3.9 U
12672-29-6	Aroclor 1248	3.9	< 3.9 U
11097-69-1	Aroclor 1254	3.9	< 3.9 U
11096-82-5	Aroclor 1260	3.9	---
11104-28-2	Aroclor 1221	3.9	< 3.9 U
11141-16-5	Aroclor 1232	3.9	< 3.9 U

Reported in $\mu\text{g}/\text{kg}$ (ppb)

PCB Surrogate Recovery

Decachlorobiphenyl	109%
Tetrachlorometaxylene	77.4%

ORGANICS ANALYSIS DATA SHEET

PSDDA PCB by GC/ECD

Page 1 of 1


Sample ID: LCS-061009

LAB CONTROL

Lab Sample ID: LCS-061009

LIMS ID: 09-12790

Matrix: Sediment

Data Release Authorized: 

Reported: 06/17/09

QC Report No: PB44-ENVIROMENTAL SCIENCE CORP.

Project: JELD-WEN NORD DOOR

Date Sampled: NA

Date Received: NA

Date Extracted: 06/10/09

Date Analyzed: 06/14/09 00:11

Instrument/Analyst: ECD5/JGR

GPC Cleanup: No

Sulfur Cleanup: Yes

Acid Cleanup: Yes

Florisil Cleanup: No

Sample Amount: 25.0 g-dry-wt

Final Extract Volume: 1.0 mL

Dilution Factor: 1.00

Silica Gel: Yes

Percent Moisture: NA

Analyte	Lab Control	Spike Added	Recovery
Aroclor 1016	12.3	20.0	61.5%
Aroclor 1260	15.8	20.0	79.0%

PCB Surrogate Recovery

Decachlorobiphenyl	67.5%
Tetrachlorometaxylene	54.0%

Results reported in $\mu\text{g}/\text{kg}$ (ppb)

4
PCB METHOD BLANK SUMMARY

BLANK NO.

PB44MBS1

Lab Name: ANALYTICAL RESOURCES, INC	Client: ESC
ARI Job No.: PB44	Project: JELD-WEN NORD DOOR
Lab Sample ID: PB44MBS1	Lab File ID: 0613B044
Date Extracted: 06/10/09	Matrix: SOLID
Date Analyzed: 06/13/09	Instrument ID: ECD5
Time Analyzed: 2354	GC Columns: ZB5/ZB35


THIS METHOD BLANK APPLIES TO THE FOLLOWING SAMPLES, MS and MSD:

	CLIENT SAMPLE NO.	LAB SAMPLE ID	DATE ANALYZED
=====			
01	PB44LCSS1	PB44LCSS1	06/14/09
02	3SED4-A	PB44A	06/14/09
03	3SED4-B	PB44B	06/14/09
04	3SED4-C	PB44C	06/14/09
05	3SED3-A	PB44D	06/14/09
06	3SED3-A MS	PB44DMS	06/14/09
07	3SED3-A MSD	PB44DMSD	06/14/09
08	3SED3-B	PB44E	06/14/09
09	3SED3-C	PB44F	06/14/09
10	3SED6-A	PB44G	06/14/09
11	3SED6-B	PB44H	06/14/09
12	3SED6-C	PB44I	06/14/09
13	3SED7-A	PB44J	06/15/09
14	3SED7-B	PB44K	06/15/09
15	3SED7-C	PB44L	06/15/09
16	3SED9-A	PB44M	06/15/09
17	3SED9-B	PB44N	06/15/09
18	3SED9-C	PB44O	06/15/09
19	OWS132-060809	PB85A	06/15/09
20	CB185-060809	PB85E	06/15/09

ALL RUNS ARE DUAL COLUMN

ORGANICS ANALYSIS DATA SHEET
PSDDA PCB by GC/ECD
 Page 1 of 1

Sample ID: MB-061009
METHOD BLANK

Lab Sample ID: MB-061009
 LIMS ID: 09-12790
 Matrix: Sediment
 Data Release Authorized: 
 Reported: 06/17/09

QC Report No: PB44-ENVIROMENTAL SCIENCE CORP.
 Project: JELD-WEN NORD DOOR

Date Sampled: NA
 Date Received: NA

Date Extracted: 06/10/09
 Date Analyzed: 06/13/09 23:54
 Instrument/Analyst: ECD5/JGR
 GPC Cleanup: No
 Sulfur Cleanup: Yes
 Acid Cleanup: Yes
 Florisil Cleanup: No

Sample Amount: 25.0 g
 Final Extract Volume: 1.0 mL
 Dilution Factor: 1.00
 Silica Gel: Yes
 Percent Moisture: NA

CAS Number	Analyte	RL	Result
12674-11-2	Aroclor 1016	0.8	< 0.8 U
53469-21-9	Aroclor 1242	0.8	< 0.8 U
12672-29-6	Aroclor 1248	0.8	< 0.8 U
11097-69-1	Aroclor 1254	0.8	< 0.8 U
11096-82-5	Aroclor 1260	0.8	< 0.8 U
11104-28-2	Aroclor 1221	0.8	< 0.8 U
11141-16-5	Aroclor 1232	0.8	< 0.8 U

Reported in $\mu\text{g}/\text{kg}$ (ppb)

PCB Surrogate Recovery

Decachlorobiphenyl	64.8%
Tetrachlorometaxylene	57.8%

METALS ANALYSIS

INORGANICS ANALYSIS DATA SHEET

TOTAL METALS

Page 1 of 1

Sample ID: 3SED4-A

SAMPLE

Lab Sample ID: PB44A

LIMS ID: 09-12787

Matrix: Sediment

Data Release Authorized: 

Reported: 06/17/09

QC Report No: PB44-ENVIROMENTAL SCIENCE CORP.

Project: JELD-WEN NORD DOOR

Date Sampled: 06/04/09

Date Received: 06/04/09

Percent Total Solids: 73.8%

Prep Meth	Prep Date	Analysis Method	Analysis Date	CAS Number	Analyte	RL	mg/kg-dry	Q
3050B	06/12/09	6010B	06/16/09	7440-38-2	Arsenic	6	10	
3050B	06/12/09	6010B	06/16/09	7440-43-9	Cadmium	0.2	0.2	U
3050B	06/12/09	6010B	06/16/09	7440-47-3	Chromium	0.6	19.6	
3050B	06/12/09	6010B	06/16/09	7440-50-8	Copper	0.2	27.5	
3050B	06/12/09	6010B	06/16/09	7439-92-1	Lead	2	8	
CLP	06/10/09	7471A	06/12/09	7439-97-6	Mercury	0.02	0.02	
3050B	06/12/09	6010B	06/16/09	7440-22-4	Silver	0.4	0.4	U
3050B	06/12/09	6010B	06/16/09	7440-66-6	Zinc	1	33	

U-Analyte undetected at given RL

RL-Reporting Limit

INORGANICS ANALYSIS DATA SHEET

TOTAL METALS


Page 1 of 1

Sample ID: 3SED4-B
SAMPLE

Lab Sample ID: PB44B

LIMS ID: 09-12788

Matrix: Sediment

Data Release Authorized: 

Reported: 06/17/09

QC Report No: PB44-ENVIRONMENTAL SCIENCE CORP.

Project: JELD-WEN NORD DOOR

Date Sampled: 06/04/09

Date Received: 06/04/09

Percent Total Solids: 71.4%

Prep Meth	Prep Date	Analysis Method	Analysis Date	CAS Number	Analyte	RL	mg/kg-dry	Q
3050B	06/12/09	6010B	06/16/09	7440-38-2	Arsenic	7	11	
3050B	06/12/09	6010B	06/16/09	7440-43-9	Cadmium	0.3	0.3	U
3050B	06/12/09	6010B	06/16/09	7440-47-3	Chromium	0.7	33.8	
3050B	06/12/09	6010B	06/16/09	7440-50-8	Copper	0.3	19.0	
3050B	06/12/09	6010B	06/16/09	7439-92-1	Lead	3	5	
CLP	06/10/09	7471A	06/12/09	7439-97-6	Mercury	0.03	0.03	U
3050B	06/12/09	6010B	06/16/09	7440-22-4	Silver	0.4	0.4	U
3050B	06/12/09	6010B	06/16/09	7440-66-6	Zinc	1	46	

U-Analyte undetected at given RL

RL-Reporting Limit

**INORGANICS ANALYSIS DATA SHEET
TOTAL METALS**

Page 1 of 1

Sample ID: 3SED4-C
SAMPLE

Lab Sample ID: PB44C
LIMS ID: 09-12789
Matrix: Sediment
Data Release Authorized: *[Signature]*
Reported: 06/17/09

QC Report No: PB44-ENVIROMENTAL SCIENCE CORP.
Project: JELD-WEN NORD DOOR

Date Sampled: 06/04/09
Date Received: 06/04/09

Percent Total Solids: 68.4%

Prep Meth	Prep Date	Analysis Method	Analysis Date	CAS Number	Analyte	RL	mg/kg-dry	Q
3050B	06/12/09	6010B	06/16/09	7440-38-2	Arsenic	7	14	
3050B	06/12/09	6010B	06/16/09	7440-43-9	Cadmium	0.3	0.3	U
3050B	06/12/09	6010B	06/16/09	7440-47-3	Chromium	0.7	34.9	
3050B	06/12/09	6010B	06/16/09	7440-50-8	Copper	0.3	28.4	
3050B	06/12/09	6010B	06/16/09	7439-92-1	Lead	3	9	
CLP	06/10/09	7471A	06/12/09	7439-97-6	Mercury	0.03	0.04	
3050B	06/12/09	6010B	06/16/09	7440-22-4	Silver	0.4	0.4	U
3050B	06/12/09	6010B	06/16/09	7440-66-6	Zinc	1	60	

U-Analyte undetected at given RL
RL-Reporting Limit

INORGANICS ANALYSIS DATA SHEET

TOTAL METALS


Page 1 of 1

Sample ID: 3SED3-A
SAMPLE

Lab Sample ID: PB44D

LIMS ID: 09-12790

Matrix: Sediment

Data Release Authorized 

Reported: 06/17/09

QC Report No: PB44-ENVIRONMENTAL SCIENCE CORP.

Project: JELD-WEN NORD DOOR

Date Sampled: 06/04/09

Date Received: 06/04/09

Percent Total Solids: 76.6%

Prep Meth	Prep Date	Analysis Method	Analysis Date	CAS Number	Analyte	RL	mg/kg-dry	Q
3050B	06/12/09	6010B	06/16/09	7440-38-2	Arsenic	6	13	
3050B	06/12/09	6010B	06/16/09	7440-43-9	Cadmium	0.3	0.3	U
3050B	06/12/09	6010B	06/16/09	7440-47-3	Chromium	0.6	28.6	
3050B	06/12/09	6010B	06/16/09	7440-50-8	Copper	0.3	48.8	
3050B	06/12/09	6010B	06/16/09	7439-92-1	Lead	3	13	
CLP	06/10/09	7471A	06/12/09	7439-97-6	Mercury	0.02	0.06	
3050B	06/12/09	6010B	06/16/09	7440-22-4	Silver	0.4	0.4	U
3050B	06/12/09	6010B	06/16/09	7440-66-6	Zinc	1	102	

U-Analyte undetected at given RL

RL-Reporting Limit

INORGANICS ANALYSIS DATA SHEET

TOTAL METALS


Page 1 of 1

Sample ID: 3SED3-B
SAMPLE

Lab Sample ID: PB44E

LIMS ID: 09-12791

Matrix: Sediment

Data Release Authorized: 

Reported: 06/17/09

QC Report No: PB44-ENVIROMENTAL SCIENCE CORP.

Project: JELD-WEN NORD DOOR

Date Sampled: 06/04/09

Date Received: 06/04/09

Percent Total Solids: 48.7%

Prep Meth	Prep Date	Analysis Method	Analysis Date	CAS Number	Analyte	RL	mg/kg-dry	Q
3050B	06/12/09	6010B	06/16/09	7440-38-2	Arsenic	10	20	
3050B	06/12/09	6010B	06/16/09	7440-43-9	Cadmium	0.4	0.4	U
3050B	06/12/09	6010B	06/16/09	7440-47-3	Chromium	1	52	
3050B	06/12/09	6010B	06/16/09	7440-50-8	Copper	0.4	59.9	
3050B	06/12/09	6010B	06/16/09	7439-92-1	Lead	4	12	
CLP	06/10/09	7471A	06/12/09	7439-97-6	Mercury	0.05	0.09	
3050B	06/12/09	6010B	06/16/09	7440-22-4	Silver	0.6	0.6	U
3050B	06/12/09	6010B	06/16/09	7440-66-6	Zinc	2	95	

U-Analyte undetected at given RL

RL-Reporting Limit

INORGANICS ANALYSIS DATA SHEET

TOTAL METALS

Page 1 of 1

Sample ID: 3SED3-C
SAMPLE

Lab Sample ID: PB44F

QC Report No: PB44-ENVIRONMENTAL SCIENCE CORP.

LIMS ID: 09-12792

Project: JELD-WEN NORD DOOR

Matrix: Sediment

Data Release Authorized: 

Date Sampled: 06/04/09

Reported: 06/17/09

Date Received: 06/04/09

Percent Total Solids: 56.8%

Prep Meth	Prep Date	Analysis Method	Analysis Date	CAS Number	Analyte	RL	mg/kg-dry	Q
3050B	06/12/09	6010B	06/16/09	7440-38-2	Arsenic	40	40	U
3050B	06/12/09	6010B	06/16/09	7440-43-9	Cadmium	2	2	U
3050B	06/12/09	6010B	06/16/09	7440-47-3	Chromium	4	88	
3050B	06/12/09	6010B	06/16/09	7440-50-8	Copper	2	155	
3050B	06/12/09	6010B	06/16/09	7439-92-1	Lead	20	20	U
CLP	06/10/09	7471A	06/12/09	7439-97-6	Mercury	0.03	0.07	
3050B	06/12/09	6010B	06/16/09	7440-22-4	Silver	3	3	U
3050B	06/12/09	6010B	06/16/09	7440-66-6	Zinc	9	65	

U-Analyte undetected at given RL

RL-Reporting Limit

INORGANICS ANALYSIS DATA SHEET

TOTAL METALS

Page 1 of 1

Sample ID: 3SED6-A
SAMPLE


Lab Sample ID: PB44G

QC Report No: PB44-ENVIRONMENTAL SCIENCE CORP.

LIMS ID: 09-12793

Project: JELD-WEN NORD DOOR

Matrix: Sediment

Data Release Authorized: 

Date Sampled: 06/04/09

Reported: 06/17/09

Date Received: 06/04/09

Percent Total Solids: 76.4%

Prep Meth	Prep Date	Analysis Method	Analysis Date	CAS Number	Analyte	RL	mg/kg-dry	Q
3050B	06/12/09	6010B	06/16/09	7440-38-2	Arsenic	20	20	
3050B	06/12/09	6010B	06/16/09	7440-43-9	Cadmium	0.6	0.6	U
3050B	06/12/09	6010B	06/16/09	7440-47-3	Chromium	2	29	
3050B	06/12/09	6010B	06/16/09	7440-50-8	Copper	0.6	64.9	
3050B	06/12/09	6010B	06/16/09	7439-92-1	Lead	6	6	U
CLP	06/10/09	7471A	06/12/09	7439-97-6	Mercury	0.02	0.02	U
3050B	06/12/09	6010B	06/16/09	7440-22-4	Silver	0.9	0.9	U
3050B	06/12/09	6010B	06/16/09	7440-66-6	Zinc	3	121	

U-Analyte undetected at given RL

RL-Reporting Limit

INORGANICS ANALYSIS DATA SHEET

TOTAL METALS


Page 1 of 1

Sample ID: 3SED6-B
SAMPLE

Lab Sample ID: PB44H

LIMS ID: 09-12794

Matrix: Sediment

Data Release Authorized: 

Reported: 06/17/09

QC Report No: PB44-ENVIRONMENTAL SCIENCE CORP.

Project: JELD-WEN NORD DOOR

Date Sampled: 06/04/09

Date Received: 06/04/09

Percent Total Solids: 80.7%

Prep Meth	Prep Date	Analysis Method	Analysis Date	CAS Number	Analyte	RL	mg/kg-dry	Q
3050B	06/12/09	6010B	06/16/09	7440-38-2	Arsenic	10	20	
3050B	06/12/09	6010B	06/16/09	7440-43-9	Cadmium	0.6	0.6	U
3050B	06/12/09	6010B	06/16/09	7440-47-3	Chromium	1	34	
3050B	06/12/09	6010B	06/16/09	7440-50-8	Copper	0.6	58.4	
3050B	06/12/09	6010B	06/16/09	7439-92-1	Lead	6	6	U
CLP	06/10/09	7471A	06/12/09	7439-97-6	Mercury	0.02	0.02	U
3050B	06/12/09	6010B	06/16/09	7440-22-4	Silver	0.9	0.9	U
3050B	06/12/09	6010B	06/16/09	7440-66-6	Zinc	3	60	

U-Analyte undetected at given RL

RL-Reporting Limit

INORGANICS ANALYSIS DATA SHEET

TOTAL METALS


Page 1 of 1

Sample ID: 3SED6-C
SAMPLE

Lab Sample ID: PB44I

LIMS ID: 09-12795

Matrix: Sediment

Data Release Authorized: 

Reported: 06/17/09

QC Report No: PB44-ENVIRONMENTAL SCIENCE CORP.

Project: JELD-WEN NORD DOOR

Date Sampled: 06/04/09

Date Received: 06/04/09

Percent Total Solids: 77.8%

Prep Meth	Prep Date	Analysis Method	Analysis Date	CAS Number	Analyte	RL	mg/kg-dry	Q
3050B	06/12/09	6010B	06/16/09	7440-38-2	Arsenic	6	8	
3050B	06/12/09	6010B	06/16/09	7440-43-9	Cadmium	0.2	0.2	U
3050B	06/12/09	6010B	06/16/09	7440-47-3	Chromium	0.6	13.3	
3050B	06/12/09	6010B	06/16/09	7440-50-8	Copper	0.2	36.2	
3050B	06/12/09	6010B	06/16/09	7439-92-1	Lead	2	2	U
CLP	06/10/09	7471A	06/12/09	7439-97-6	Mercury	0.02	0.02	
3050B	06/12/09	6010B	06/16/09	7440-22-4	Silver	0.4	0.4	U
3050B	06/12/09	6010B	06/16/09	7440-66-6	Zinc	1	23	

U-Analyte undetected at given RL

RL-Reporting Limit

INORGANICS ANALYSIS DATA SHEET

TOTAL METALS


Page 1 of 1

Sample ID: 3SED7-A
SAMPLE

Lab Sample ID: PB44J

LIMS ID: 09-12796

Matrix: Sediment

Data Release Authorized: 

Reported: 06/17/09

QC Report No: PB44-ENVIRONMENTAL SCIENCE CORP.

Project: JELD-WEN NORD DOOR

Date Sampled: 06/04/09

Date Received: 06/04/09

Percent Total Solids: 67.9%

Prep Meth	Prep Date	Analysis Method	Analysis Date	CAS Number	Analyte	RL	mg/kg-dry	Q
3050B	06/12/09	6010B	06/16/09	7440-38-2	Arsenic	7	13	
3050B	06/12/09	6010B	06/16/09	7440-43-9	Cadmium	0.3	0.3	U
3050B	06/12/09	6010B	06/16/09	7440-47-3	Chromium	0.7	34.3	
3050B	06/12/09	6010B	06/16/09	7440-50-8	Copper	0.3	61.7	
3050B	06/12/09	6010B	06/16/09	7439-92-1	Lead	3	10	
CLP	06/10/09	7471A	06/12/09	7439-97-6	Mercury	0.03	0.04	
3050B	06/12/09	6010B	06/16/09	7440-22-4	Silver	0.4	0.4	U
3050B	06/12/09	6010B	06/16/09	7440-66-6	Zinc	1	84	

U-Analyte undetected at given RL

RL-Reporting Limit

INORGANICS ANALYSIS DATA SHEET

TOTAL METALS


Page 1 of 1

Sample ID: 3SED7-B
SAMPLE

Lab Sample ID: PB44K

LIMS ID: 09-12797

Matrix: Sediment

Data Release Authorized 

Reported: 06/17/09

QC Report No: PB44-ENVIRONMENTAL SCIENCE CORP.

Project: JELD-WEN NORD DOOR

Date Sampled: 06/04/09

Date Received: 06/04/09

Percent Total Solids: 50.4%

Prep Meth	Prep Date	Analysis Method	Analysis Date	CAS Number	Analyte	RL	mg/kg-dry	Q
3050B	06/12/09	6010B	06/16/09	7440-38-2	Arsenic	10	20	
3050B	06/12/09	6010B	06/16/09	7440-43-9	Cadmium	0.4	0.4	U
3050B	06/12/09	6010B	06/16/09	7440-47-3	Chromium	1	60	
3050B	06/12/09	6010B	06/16/09	7440-50-8	Copper	0.4	94.9	
3050B	06/12/09	6010B	06/16/09	7439-92-1	Lead	4	17	
CLP	06/10/09	7471A	06/12/09	7439-97-6	Mercury	0.04	0.11	
3050B	06/12/09	6010B	06/16/09	7440-22-4	Silver	0.6	0.6	U
3050B	06/12/09	6010B	06/16/09	7440-66-6	Zinc	2	121	

U-Analyte undetected at given RL
RL-Reporting Limit

INORGANICS ANALYSIS DATA SHEET

TOTAL METALS


Page 1 of 1

Sample ID: 3SED7-C
SAMPLE

Lab Sample ID: PB44L

LIMS ID: 09-12798

Matrix: Sediment

Data Release Authorized: 

Reported: 06/17/09

QC Report No: PB44-ENVIRONMENTAL SCIENCE CORP.

Project: JELD-WEN NORD DOOR

Date Sampled: 06/04/09

Date Received: 06/04/09

Percent Total Solids: 51.1%

Prep Meth	Prep Date	Analysis Method	Analysis Date	CAS Number	Analyte	RL	mg/kg-dry	Q
3050B	06/12/09	6010B	06/16/09	7440-38-2	Arsenic	10	30	
3050B	06/12/09	6010B	06/16/09	7440-43-9	Cadmium	0.4	0.4	U
3050B	06/12/09	6010B	06/16/09	7440-47-3	Chromium	1	64	
3050B	06/12/09	6010B	06/16/09	7440-50-8	Copper	0.4	77.6	
3050B	06/12/09	6010B	06/16/09	7439-92-1	Lead	4	15	
CLP	06/10/09	7471A	06/12/09	7439-97-6	Mercury	0.05	0.11	
3050B	06/12/09	6010B	06/16/09	7440-22-4	Silver	0.6	0.6	U
3050B	06/12/09	6010B	06/16/09	7440-66-6	Zinc	2	119	

U-Analyte undetected at given RL

RL-Reporting Limit



INORGANICS ANALYSIS DATA SHEET

TOTAL METALS


Page 1 of 1

Sample ID: 3SED9-A
SAMPLE

Lab Sample ID: PB44M

LIMS ID: 09-12799

Matrix: Sediment

Data Release Authorized: 

Reported: 06/17/09

QC Report No: PB44-ENVIRONMENTAL SCIENCE CORP.

Project: JELD-WEN NORD DOOR

Date Sampled: 06/04/09

Date Received: 06/04/09

Percent Total Solids: 45.5%

Prep Meth	Prep Date	Analysis Method	Analysis Date	CAS Number	Analyte	RL	mg/kg-dry	Q
3050B	06/12/09	6010B	06/16/09	7440-38-2	Arsenic	10	30	
3050B	06/12/09	6010B	06/16/09	7440-43-9	Cadmium	0.4	0.4	U
3050B	06/12/09	6010B	06/16/09	7440-47-3	Chromium	1	71	
3050B	06/12/09	6010B	06/16/09	7440-50-8	Copper	0.4	69.4	
3050B	06/12/09	6010B	06/16/09	7439-92-1	Lead	4	16	
CLP	06/10/09	7471A	06/12/09	7439-97-6	Mercury	0.05	0.11	
3050B	06/12/09	6010B	06/16/09	7440-22-4	Silver	0.6	0.6	U
3050B	06/12/09	6010B	06/16/09	7440-66-6	Zinc	2	120	

U-Analyte undetected at given RL
RL-Reporting Limit

INORGANICS ANALYSIS DATA SHEET

TOTAL METALS

Page 1 of 1

Sample ID: 3SED9-B
SAMPLE

Lab Sample ID: PB44N

LIMS ID: 09-12800

Matrix: Sediment

Data Release Authorized

Reported: 06/17/09

QC Report No: PB44-ENVIRONMENTAL SCIENCE CORP.

Project: JELD-WEN NORD DOOR

Date Sampled: 06/04/09

Date Received: 06/04/09

Percent Total Solids: 48.8%

Prep Meth	Prep Date	Analysis Method	Analysis Date	CAS Number	Analyte	RL	mg/kg-dry	Q
3050B	06/12/09	6010B	06/16/09	7440-38-2	Arsenic	10	20	
3050B	06/12/09	6010B	06/16/09	7440-43-9	Cadmium	0.4	0.4	U
3050B	06/12/09	6010B	06/16/09	7440-47-3	Chromium	1	62	
3050B	06/12/09	6010B	06/16/09	7440-50-8	Copper	0.4	61.7	
3050B	06/12/09	6010B	06/16/09	7439-92-1	Lead	4	13	
CLP	06/10/09	7471A	06/12/09	7439-97-6	Mercury	0.04	0.10	
3050B	06/12/09	6010B	06/16/09	7440-22-4	Silver	0.6	0.6	U
3050B	06/12/09	6010B	06/16/09	7440-66-6	Zinc	2	104	

U-Analyte undetected at given RL

RL-Reporting Limit

INORGANICS ANALYSIS DATA SHEET

TOTAL METALS


Page 1 of 1

Sample ID: 3SED9-C
SAMPLE

Lab Sample ID: PB440

LIMS ID: 09-12801

Matrix: Sediment

Data Release Authorized: 

Reported: 06/17/09

QC Report No: PB44-ENVIRONMENTAL SCIENCE CORP.

Project: JELD-WEN NORD DOOR

Date Sampled: 06/04/09

Date Received: 06/04/09

Percent Total Solids: 51.6%

Prep Meth	Prep Date	Analysis Method	Analysis Date	CAS Number	Analyte	RL	mg/kg-dry	Q
3050B	06/12/09	6010B	06/16/09	7440-38-2	Arsenic	9	22	
3050B	06/12/09	6010B	06/16/09	7440-43-9	Cadmium	0.4	0.4	U
3050B	06/12/09	6010B	06/16/09	7440-47-3	Chromium	0.9	54.6	
3050B	06/12/09	6010B	06/16/09	7440-50-8	Copper	0.4	53.0	
3050B	06/12/09	6010B	06/16/09	7439-92-1	Lead	4	13	
CLP	06/10/09	7471A	06/12/09	7439-97-6	Mercury	0.04	0.09	
3050B	06/12/09	6010B	06/16/09	7440-22-4	Silver	0.5	0.5	U
3050B	06/12/09	6010B	06/16/09	7440-66-6	Zinc	2	102	

U-Analyte undetected at given RL

RL-Reporting Limit

INORGANICS ANALYSIS DATA SHEET

TOTAL METALS

Page 1 of 1

Sample ID: 3SED4-A

MATRIX SPIKE

Lab Sample ID: PB44A
LIMS ID: 09-12787
Matrix: Sediment
Data Release Authorized.
Reported: 06/17/09

QC Report No: PB44-ENVIRONMENTAL SCIENCE CORP.
Project: JELD-WEN NORD DOOR

Date Sampled: 06/04/09
Date Received: 06/04/09



MATRIX SPIKE QUALITY CONTROL REPORT

Analyte	Analysis Method	Sample	Spike	Spike Added	% Recovery	Q
Arsenic	6010B	10	247	247	96.0%	
Cadmium	6010B	0.2 U	61.7	61.8	99.8%	
Chromium	6010B	19.6	84.9	61.8	106%	
Copper	6010B	27.5	76.7	61.8	79.6%	
Lead	6010B	8	243	247	95.1%	
Mercury	7471A	0.02	0.28	0.244	107%	
Silver	6010B	0.4 U	58.8	61.8	95.1%	
Zinc	6010B	33	109	61.8	123%	

Reported in mg/kg-dry

N-Control Limit Not Met


H-% Recovery Not Applicable, Sample Concentration Too High

NA-Not Applicable, Analyte Not Spiked

Percent Recovery Limits: 75-125%

INORGANICS ANALYSIS DATA SHEET
TOTAL METALS
Page 1 of 1

Sample ID: 3SED4-A
DUPLICATE

Lab Sample ID: PB44A
LIMS ID: 09-12787
Matrix: Sediment
Data Release Authorized: 
Reported: 06/17/09

QC Report No: PB44-ENVIROMENTAL SCIENCE CORP.
Project: JELD-WEN NORD DOOR
Date Sampled: 06/04/09
Date Received: 06/04/09

MATRIX DUPLICATE QUALITY CONTROL REPORT


Analyte	Analysis Method	Sample	Duplicate	RPD	Control Limit	Q
Arsenic	6010B	10	10	0.0%	+/- 6	L
Cadmium	6010B	0.2 U	0.2 U	0.0%	+/- 0.2	L
Chromium	6010B	19.6	27.4	33.2%	+/- 20%	*
Copper	6010B	27.5	33.0	18.2%	+/- 20%	
Lead	6010B	8	24	100%	+/- 2	L*
Mercury	7471A	0.02	0.02 U	0.0%	+/- 0.02	L
Silver	6010B	0.4 U	0.4 U	0.0%	+/- 0.4	L
Zinc	6010B	33	53	46.5%	+/- 20%	*

Reported in mg/kg-dry

*-Control Limit Not Met
L-RPD Invalid, Limit = Detection Limit

INORGANICS ANALYSIS DATA SHEET
TOTAL METALS
Page 1 of 1

Sample ID: LAB CONTROL

Lab Sample ID: PB44LCS
LIMS ID: 09-12788
Matrix: Sediment
Data Release Authorized: 
Reported: 06/17/09

QC Report No: PB44-ENVIROMENTAL SCIENCE CORP.
Project: JELD-WEN NORD DOOR
Date Sampled: NA
Date Received: NA

BLANK SPIKE QUALITY CONTROL REPORT

Analyte	Analysis Method	Spike Found	Spike Added	% Recovery	Q
Arsenic	6010B	188	200	94.0%	
Cadmium	6010B	47.0	50.0	94.0%	
Chromium	6010B	46.4	50.0	92.8%	
Copper	6010B	45.3	50.0	90.6%	
Lead	6010B	186	200	93.0%	
Mercury	7471A	0.49	0.50	98.0%	
Silver	6010B	47.4	50.0	94.8%	
Zinc	6010B	46	50	92.0%	

Reported in mg/kg-dry

N-Control limit not met
NA-Not Applicable, Analyte Not Spiked
Control Limits: 80-120%

INORGANICS ANALYSIS DATA SHEET

TOTAL METALS

Sample ID: METHOD BLANK

Page 1 of 1


Lab Sample ID: PB44MB

QC Report No: PB44-ENVIROMENTAL SCIENCE CORP.

LIMS ID: 09-12788

Project: JELD-WEN NORD DOOR

Matrix: Sediment

Data Release Authorized: 

Date Sampled: NA

Reported: 06/17/09

Date Received: NA

Percent Total Solids: NA

Prep Meth	Prep Date	Analysis Method	Analysis Date	CAS Number	Analyte	RL	mg/kg-dry	Q
3050B	06/12/09	6010B	06/16/09	7440-38-2	Arsenic	5	5	U
3050B	06/12/09	6010B	06/16/09	7440-43-9	Cadmium	0.2	0.2	U
3050B	06/12/09	6010B	06/16/09	7440-47-3	Chromium	0.5	0.5	U
3050B	06/12/09	6010B	06/16/09	7440-50-8	Copper	0.2	0.2	U
3050B	06/12/09	6010B	06/16/09	7439-92-1	Lead	2	2	U
CLP	06/10/09	7471A	06/12/09	7439-97-6	Mercury	0.02	0.02	U
3050B	06/12/09	6010B	06/16/09	7440-22-4	Silver	0.3	0.3	U
3050B	06/12/09	6010B	06/16/09	7440-66-6	Zinc	1	1	U


U-Analyte undetected at given RL

RL-Reporting Limit

GENERAL CHEMISTRY ANALYSIS

SAMPLE RESULTS-CONVENTIONALS
PB44-ENVIROMENTAL SCIENCE CORP.



Matrix: Sediment
Data Release Authorized: 
Reported: 06/12/09

Project: JELD-WEN NORD DOOR
Event: NA
Date Sampled: 06/04/09
Date Received: 06/04/09

Client ID: 3SED4-A
ARI ID: 09-12787 PB44A

Analyte	Date	Method	Units	RL	Sample
Total Solids	06/05/09 060509#1	EPA 160.3	Percent	0.01	78.80
Preserved Total Solids	06/08/09 060809#1	EPA 160.3	Percent	0.01	79.60
Total Volatile Solids	06/05/09 060509#1	EPA 160.4	Percent	0.01	1.71
N-Ammonia	06/09/09	EPA 350.1M	mg-N/kg	0.13	5.09
Sulfide	06/08/09 060809#2	EPA 376.2	mg/kg	1.44	< 1.44 U
Total Organic Carbon	06/10/09 061009#1	Plumb, 1981	Percent	0.020	1.56

RL Analytical reporting limit
U Undetected at reported detection limit

Ammonia determined on 2N KCl extracts.

SAMPLE RESULTS-CONVENTIONALS
PB44-ENVIROMENTAL SCIENCE CORP.



Matrix: Sediment
Data Release Authorized: *[Signature]*
Reported: 06/12/09

Project: JELD-WEN NORD DOOR
Event: NA
Date Sampled: 06/04/09
Date Received: 06/04/09

Client ID: 3SED4-B
ARI ID: 09-12788 PB44B

Analyte	Date	Method	Units	RL	Sample
Total Solids	06/05/09 060509#1	EPA 160.3	Percent	0.01	74.00
Preserved Total Solids	06/08/09 060809#1	EPA 160.3	Percent	0.01	74.30
Total Volatile Solids	06/05/09 060509#1	EPA 160.4	Percent	0.01	1.99
N-Ammonia	06/09/09 060909#1	EPA 350.1M	mg-N/kg	0.13	6.93
Sulfide	06/08/09 060809#2	EPA 376.2	mg/kg	1.45	1.45
Total Organic Carbon	06/10/09 061009#1	Plumb, 1981	Percent	0.020	0.740

RL Analytical reporting limit
U Undetected at reported detection limit

Ammonia determined on 2N KCl extracts.

SAMPLE RESULTS-CONVENTIONALS
PB44-ENVIROMENTAL SCIENCE CORP.



Matrix: Sediment
Data Release Authorized:
Reported: 06/12/09

A handwritten signature in black ink, appearing to be 'J. J.', written over the 'Data Release Authorized' line.

Project: JELD-WEN NORD DOOR
Event: NA
Date Sampled: 06/04/09
Date Received: 06/04/09

Client ID: 3SED4-C
ARI ID: 09-12789 PB44C


Analyte	Date	Method	Units	RL	Sample
Total Solids	06/05/09 060509#1	EPA 160.3	Percent	0.01	72.70
Preserved Total Solids	06/08/09 060809#1	EPA 160.3	Percent	0.01	71.10
Total Volatile Solids	06/05/09 060509#1	EPA 160.4	Percent	0.01	2.37
N-Ammonia	06/09/09 060909#1	EPA 350.1M	mg-N/kg	0.13	6.96
Sulfide	06/08/09 060809#2	EPA 376.2	mg/kg	7.74	42.9
Total Organic Carbon	06/10/09 061009#1	Plumb, 1981	Percent	0.020	1.17

RL Analytical reporting limit
U Undetected at reported detection limit

Ammonia determined on 2N KCl extracts.

SAMPLE RESULTS-CONVENTIONALS
PB44-ENVIROMENTAL SCIENCE CORP.



Matrix: Sediment
Data Release Authorized: 
Reported: 06/12/09

Project: JELD-WEN NORD DOOR
Event: NA
Date Sampled: 06/04/09
Date Received: 06/04/09

Client ID: 3SED3-A
ARI ID: 09-12790 PB44D

Analyte	Date	Method	Units	RL	Sample
Total Solids	06/05/09 060509#1	EPA 160.3	Percent	0.01	79.50
Preserved Total Solids	06/08/09 060809#1	EPA 160.3	Percent	0.01	80.70
Total Volatile Solids	06/05/09 060509#1	EPA 160.4	Percent	0.01	3.23
N-Ammonia	06/09/09 060909#1	EPA 350.1M	mg-N/kg	0.12	0.48
Sulfide	06/08/09 060809#2	EPA 376.2	mg/kg	1.29	3.39
Total Organic Carbon	06/10/09 061009#1	Plumb, 1981	Percent	0.020	6.65

RL Analytical reporting limit
U Undetected at reported detection limit

Ammonia determined on 2N KCl extracts.

SAMPLE RESULTS-CONVENTIONALS
PB44-ENVIROMENTAL SCIENCE CORP.



Matrix: Sediment
Data Release Authorized
Reported: 06/12/09

A handwritten signature in black ink, appearing to be 'J. J.', written over the 'Data Release Authorized' text.

Project: JELD-WEN NORD DOOR
Event: NA
Date Sampled: 06/04/09
Date Received: 06/04/09

Client ID: 3SED3-B
ARI ID: 09-12791 PB44E


Analyte	Date	Method	Units	RL	Sample
Total Solids	06/05/09 060509#1	EPA 160.3	Percent	0.01	54.20
Preserved Total Solids	06/08/09 060809#1	EPA 160.3	Percent	0.01	53.70
Total Volatile Solids	06/05/09 060509#1	EPA 160.4	Percent	0.01	6.04
N-Ammonia	06/09/09 060909#1	EPA 350.1M	mg-N/kg	0.17	4.95
Sulfide	06/08/09 060809#2	EPA 376.2	mg/kg	9.42	59.2
Total Organic Carbon	06/10/09 061009#1	Plumb,1981	Percent	0.020	2.06

RL Analytical reporting limit
U Undetected at reported detection limit

Ammonia determined on 2N KCl extracts.

SAMPLE RESULTS-CONVENTIONALS
PB44-ENVIROMENTAL SCIENCE CORP.



Matrix: Sediment
Data Release Authorized: 
Reported: 06/12/09

Project: JELD-WEN NORD DOOR
Event: NA
Date Sampled: 06/04/09
Date Received: 06/04/09

Client ID: 3SED3-C
ARI ID: 09-12792 PB44F

Analyte	Date	Method	Units	RL	Sample
Total Solids	06/05/09 060509#1	EPA 160.3	Percent	0.01	52.80
Preserved Total Solids	06/08/09 060809#1	EPA 160.3	Percent	0.01	58.50
Total Volatile Solids	06/05/09 060509#1	EPA 160.4	Percent	0.01	7.48
N-Ammonia	06/09/09 060909#1	EPA 350.1M	mg-N/kg	0.19	9.40
Sulfide	06/08/09 060809#2	EPA 376.2	mg/kg	9.54	67.5
Total Organic Carbon	06/10/09 061009#1	Plumb, 1981	Percent	0.020	2.91

RL Analytical reporting limit
U Undetected at reported detection limit

Ammonia determined on 2N KCl extracts.

SAMPLE RESULTS-CONVENTIONALS
PB44-ENVIROMENTAL SCIENCE CORP.



Matrix: Sediment
Data Release Authorized
Reported: 06/12/09

A handwritten signature in black ink, appearing to be 'M. J.', written over the 'Data Release Authorized' text.

Project: JELD-WEN NORD DOOR
Event: NA
Date Sampled: 06/04/09
Date Received: 06/04/09

Client ID: 3SED6-A
ARI ID: 09-12793 PB44G

Analyte	Date	Method	Units	RL	Sample
Total Solids	06/05/09 060509#1	EPA 160.3	Percent	0.01	78.10
Preserved Total Solids	06/08/09 060809#1	EPA 160.3	Percent	0.01	79.10
Total Volatile Solids	06/05/09 060509#1	EPA 160.4	Percent	0.01	2.71
N-Ammonia	06/09/09 060909#1	EPA 350.1M	mg-N/kg	0.12	1.08
Sulfide	06/08/09 060809#2	EPA 376.2	mg/kg	1.28	< 1.28 U
Total Organic Carbon	06/11/09 061109#1	Plumb, 1981	Percent	0.020	0.922

RL Analytical reporting limit
U Undetected at reported detection limit

Ammonia determined on 2N KCl extracts.

SAMPLE RESULTS-CONVENTIONALS
PB44-ENVIROMENTAL SCIENCE CORP.



Matrix: Sediment
Data Release Authorized
Reported: 06/12/09

A handwritten signature in black ink, appearing to be 'J. J. J.', written over the 'Data Release Authorized' text.

Project: JELD-WEN NORD DOOR
Event: NA
Date Sampled: 06/04/09
Date Received: 06/04/09

Client ID: 3SED6-B
ARI ID: 09-12794 PB44H


Analyte	Date	Method	Units	RL	Sample
Total Solids	06/05/09 060509#1	EPA 160.3	Percent	0.01	87.80
Preserved Total Solids	06/08/09 060809#1	EPA 160.3	Percent	0.01	82.40
Total Volatile Solids	06/05/09 060509#1	EPA 160.4	Percent	0.01	3.21
N-Ammonia	06/09/09 060909#1	EPA 350.1M	mg-N/kg	0.11	0.11
Sulfide	06/08/09 060809#2	EPA 376.2	mg/kg	1.11	< 1.11 U
Total Organic Carbon	06/11/09 061109#1	Plumb, 1981	Percent	0.020	0.289

RL Analytical reporting limit
U Undetected at reported detection limit

Ammonia determined on 2N KCl extracts.

SAMPLE RESULTS-CONVENTIONALS
PB44-ENVIROMENTAL SCIENCE CORP.



Matrix: Sediment
Data Release Authorized: 
Reported: 06/12/09

Project: JELD-WEN NORD DOOR
Event: NA
Date Sampled: 06/04/09
Date Received: 06/04/09

Client ID: 3SED6-C
ARI ID: 09-12795 PB44I

Analyte	Date	Method	Units	RL	Sample
Total Solids	06/05/09 060509#1	EPA 160.3	Percent	0.01	84.20
Preserved Total Solids	06/08/09 060809#1	EPA 160.3	Percent	0.01	77.00
Total Volatile Solids	06/05/09 060509#1	EPA 160.4	Percent	0.01	3.50
N-Ammonia	06/09/09 060909#1	EPA 350.1M	mg-N/kg	0.12	0.17
Sulfide	06/08/09 060809#2	EPA 376.2	mg/kg	1.36	< 1.36 U
Total Organic Carbon	06/11/09 061109#1	Plumb, 1981	Percent	0.020	0.686

RL Analytical reporting limit
U Undetected at reported detection limit

Ammonia determined on 2N KCl extracts.

SAMPLE RESULTS-CONVENTIONALS
PB44-ENVIROMENTAL SCIENCE CORP.



Matrix: Sediment
Data Release Authorized:
Reported: 06/12/09

Project: JELD-WEN NORD DOOR
Event: NA
Date Sampled: 06/04/09
Date Received: 06/04/09

Client ID: 3SED7-A
ARI ID: 09-12796 PB44J

Analyte	Date	Method	Units	RL	Sample
Total Solids	06/05/09 060509#1	EPA 160.3	Percent	0.01	82.40
Preserved Total Solids	06/08/09 060809#1	EPA 160.3	Percent	0.01	69.50
Total Volatile Solids	06/05/09 060509#1	EPA 160.4	Percent	0.01	3.59
N-Ammonia	06/09/09 060909#1	EPA 350.1M	mg-N/kg	0.12	2.82
Sulfide	06/08/09 060809#2	EPA 376.2	mg/kg	1.60	29.2
Total Organic Carbon	06/11/09 061109#1	Plumb,1981	Percent	0.020	2.20

RL Analytical reporting limit
U Undetected at reported detection limit

Ammonia determined on 2N KCl extracts.

SAMPLE RESULTS-CONVENTIONALS
PB44-ENVIROMENTAL SCIENCE CORP.



Matrix: Sediment
Data Release Authorized: *[Signature]*
Reported: 06/12/09

Project: JELD-WEN NORD DOOR
Event: NA
Date Sampled: 06/04/09
Date Received: 06/04/09

Client ID: 3SED7-B
ARI ID: 09-12797 PB44K

Analyte	Date	Method	Units	RL	Sample
Total Solids	06/05/09 060509#1	EPA 160.3	Percent	0.01	51.00
Preserved Total Solids	06/08/09 060809#1	EPA 160.3	Percent	0.01	49.00
Total Volatile Solids	06/05/09 060509#1	EPA 160.4	Percent	0.01	8.24
N-Ammonia	06/09/09 060909#1	EPA 350.1M	mg-N/kg	0.18	2.82
Sulfide	06/08/09 060809#2	EPA 376.2	mg/kg	11.5	82.1
Total Organic Carbon	06/11/09 061109#1	Plumb, 1981	Percent	0.020	2.51

RL Analytical reporting limit
U Undetected at reported detection limit

Ammonia determined on 2N KCl extracts.

SAMPLE RESULTS-CONVENTIONALS
PB44-ENVIROMENTAL SCIENCE CORP.



Matrix: Sediment
Data Release Authorized: *[Signature]*
Reported: 06/12/09

Project: JELD-WEN NORD DOOR
Event: NA
Date Sampled: 06/04/09
Date Received: 06/04/09

Client ID: 3SED7-C
ARI ID: 09-12798 PB44L


Analyte	Date	Method	Units	RL	Sample
Total Solids	06/05/09 060509#1	EPA 160.3	Percent	0.01	54.20
Preserved Total Solids	06/08/09 060809#1	EPA 160.3	Percent	0.01	49.90
Total Volatile Solids	06/05/09 060509#1	EPA 160.4	Percent	0.01	6.87
N-Ammonia	06/09/09 060909#1	EPA 350.1M	mg-N/kg	0.18	6.23
Sulfide	06/08/09 060809#2	EPA 376.2	mg/kg	9.60	51.8
Total Organic Carbon	06/11/09 061109#1	Plumb, 1981	Percent	0.020	2.66

RL Analytical reporting limit
U Undetected at reported detection limit

Ammonia determined on 2N KCl extracts.

SAMPLE RESULTS-CONVENTIONALS
PB44-ENVIROMENTAL SCIENCE CORP.



Matrix: Sediment
Data Release Authorized: 
Reported: 06/12/09

Project: JELD-WEN NORD DOOR
Event: NA
Date Sampled: 06/04/09
Date Received: 06/04/09

Client ID: 3SED9-A
ARI ID: 09-12799 PB44M

Analyte	Date	Method	Units	RL	Sample
Total Solids	06/05/09 060509#1	EPA 160.3	Percent	0.01	46.10
Preserved Total Solids	06/08/09 060809#1	EPA 160.3	Percent	0.01	43.80
Total Volatile Solids	06/05/09 060509#1	EPA 160.4	Percent	0.01	9.36
N-Ammonia	06/09/09 060909#1	EPA 350.1M	mg-N/kg	0.22	11.3
Sulfide	06/08/09 060809#2	EPA 376.2	mg/kg	43.3	324
Total Organic Carbon	06/11/09 061109#1	Plumb, 1981	Percent	0.020	1.37

RL Analytical reporting limit
U Undetected at reported detection limit

Ammonia determined on 2N KCl extracts.

SAMPLE RESULTS-CONVENTIONALS
PB44-ENVIROMENTAL SCIENCE CORP.



Matrix: Sediment
Data Release Authorized
Reported: 06/12/09

A handwritten signature in black ink, appearing to be 'ML' or similar, written over the 'Data Release Authorized' text.

Project: JELD-WEN NORD DOOR
Event: NA
Date Sampled: 06/04/09
Date Received: 06/04/09

Client ID: 3SED9-B
ARI ID: 09-12800 PB44N


Analyte	Date	Method	Units	RL	Sample
Total Solids	06/05/09 060509#1	EPA 160.3	Percent	0.01	50.60
Preserved Total Solids	06/08/09 060809#1	EPA 160.3	Percent	0.01	56.40
Total Volatile Solids	06/05/09 060509#1	EPA 160.4	Percent	0.01	7.39
N-Ammonia	06/09/09 060909#1	EPA 350.1M	mg-N/kg	0.19	6.26
Sulfide	06/08/09 060809#2	EPA 376.2	mg/kg	38.1	162
Total Organic Carbon	06/11/09 061109#1	Plumb,1981	Percent	0.020	1.24

RL Analytical reporting limit
U Undetected at reported detection limit

Ammonia determined on 2N KCl extracts.

SAMPLE RESULTS-CONVENTIONALS
PB44-ENVIROMENTAL SCIENCE CORP.



Matrix: Sediment
Data Release Authorized: 
Reported: 06/12/09

Project: JELD-WEN NORD DOOR
Event: NA
Date Sampled: 06/04/09
Date Received: 06/04/09

Client ID: 3SED9-C
ARI ID: 09-12801 PB440


Analyte	Date	Method	Units	RL	Sample
Total Solids	06/05/09 060509#1	EPA 160.3	Percent	0.01	56.00
Preserved Total Solids	06/08/09 060809#1	EPA 160.3	Percent	0.01	47.80
Total Volatile Solids	06/05/09 060509#1	EPA 160.4	Percent	0.01	6.29
N-Ammonia	06/09/09 060909#1	EPA 350.1M	mg-N/kg	0.17	6.88
Sulfide	06/08/09 060809#2	EPA 376.2	mg/kg	48.5	328
Total Organic Carbon	06/11/09 061109#1	Plumb, 1981	Percent	0.020	3.98

RL Analytical reporting limit
U Undetected at reported detection limit

Ammonia determined on 2N KCl extracts.

MS/MSD RESULTS-CONVENTIONALS
PB44-ENVIROMENTAL SCIENCE CORP.



Matrix: Sediment
Data Release Authorized: 
Reported: 06/12/09

Project: JELD-WEN NORD DOOR
Event: NA
Date Sampled: 06/04/09
Date Received: 06/04/09

Analyte	Date	Units	Sample	Spike	Spike Added	Recovery
ARI ID: PB44A Client ID: 3SED4-A						
N-Ammonia	06/09/09	mg-N/kg	5.09	126	119	101.5%
Sulfide	06/08/09	mg/kg	< 1.44	147	159	92.5%
ARI ID: PB44K Client ID: 3SED7-B						
Total Organic Carbon	06/11/09	Percent	2.51	5.32	2.84	99.0%

REPLICATE RESULTS-CONVENTIONALS
PB44-ENVIROMENTAL SCIENCE CORP.



Matrix: Sediment
Data Release Authorized
Reported: 06/12/09


A handwritten signature in black ink, appearing to be 'WJ' or similar, written over the 'Data Release Authorized' text.

Project: JELD-WEN NORD DOOR
Event: NA
Date Sampled: 06/04/09
Date Received: 06/04/09

Analyte	Date	Units	Sample	Replicate(s)	RPD/RSD
ARI ID: PB44A Client ID: 3SED4-A					
Preserved Total Solids	06/08/09	Percent	79.60	77.10 78.90	1.6%
N-Ammonia	06/09/09	mg-N/kg	5.09	5.06 5.03	0.6%
Sulfide	06/08/09	mg/kg	< 1.44	< 1.40	NA
ARI ID: PB44K Client ID: 3SED7-B					
Total Solids	06/05/09	Percent	51.00	50.70 50.40	0.6%
Total Volatile Solids	06/05/09	Percent	8.24	7.98 8.17	1.7%
Total Organic Carbon	06/11/09	Percent	2.51	2.44 2.22	6.3%

LAB CONTROL RESULTS-CONVENTIONALS
PB44-ENVIROMENTAL SCIENCE CORP.




Matrix: Sediment
Data Release Authorized: 
Reported: 06/12/09

Project: JELD-WEN NORD DOOR
Event: NA
Date Sampled: NA
Date Received: NA

Analyte	Date	Units	LCS	Spike Added	Recovery
Sulfide	06/08/09	mg/kg	5.91	5.84	101.2%
	06/08/09		5.31	5.84	90.9%
Total Organic Carbon	06/10/09	Percent	0.501	0.500	100.2%
	06/11/09		0.488	0.500	97.6%

METHOD BLANK RESULTS-CONVENTIONALS
PB44-ENVIROMENTAL SCIENCE CORP.




Matrix: Sediment
Data Release Authorized: 
Reported: 06/12/09

Project: JELD-WEN NORD DOOR
Event: NA
Date Sampled: NA
Date Received: NA

Analyte	Date	Units	Blank
Total Solids	06/05/09	Percent	< 0.01 U
Preserved Total Solids	06/08/09	Percent	< 0.01 U
Total Volatile Solids	06/05/09	Percent	< 0.01 U
N-Ammonia	06/09/09	mg-N/kg	< 0.10 U
Sulfide	06/08/09	mg/kg	< 1.00 U
	06/08/09		< 0.05 U
Total Organic Carbon	06/10/09	Percent	< 0.020 U
	06/11/09		< 0.020 U

STANDARD REFERENCE RESULTS-CONVENTIONALS
PB44-ENVIROMENTAL SCIENCE CORP.



Matrix: Sediment
Data Release Authorized: 
Reported: 06/12/09

Project: JELD-WEN NORD DOOR
Event: NA
Date Sampled: NA
Date Received: NA

Analyte/SRM ID	Date	Units	SRM	True Value	Recovery
N-Ammonia SPEX 28-24AS	06/09/09	mg-N/kg	104	100	104.0%
Total Organic Carbon NIST #8704	06/10/09 06/11/09	Percent	3.25 3.07	3.35 3.35	97.0% 91.6%

GEOTECHNICAL ANALYSIS

Environmental Science Corp.
JELD-WEN NORD DOOR

Apparent Grain Size Distribution Summary
Percent Finer Than Indicated Size

Sample No.	Gravel			Very Coarse Sand	Coarse Sand	Medium Sand	Fine Sand	Very Fine Sand	Silt					Clay				
	3/8"	#4 (4750)	#10 (2000)						0	1	2	3	4	5	6	7	8	9
Phi Size		-2	-1															
Sieve Size (microns)	3/8"	#4 (4750)	#10 (2000)	#18 (1000)	#35 (500)	#60 (250)	#120 (125)	#230 (63)	31.00	15.60	7.80	3.90	2.00	1.00				
3SED7-C	100.0	100.0	97.7	94.7	91.9	88.1	85.1	83.4	78.1	55.5	33.8	21.0	14.6	8.2				
	100.0	100.0	99.4	97.5	95.0	91.1	88.3	86.5	80.1	58.5	35.4	21.7	15.5	8.6				
	100.0	100.0	99.1	96.8	94.6	91.3	88.6	86.9	80.8	57.3	35.7	21.7	15.5	9.0				
3SED4-A	100.0	67.2	56.1	50.2	37.0	15.5	7.4	5.6	4.9	3.7	2.7	1.9	1.4	0.8				
3SED4-B	100.0	93.1	89.1	82.2	61.9	31.7	17.9	14.9	13.0	8.5	5.8	3.9	2.9	1.7				
3SED4-C	100.0	98.8	98.0	93.4	76.4	47.1	32.0	26.9	20.1	13.3	8.7	5.7	3.9	2.6				
3SED3-A	100.0	51.5	40.3	33.1	25.5	18.5	15.1	13.3	11.7	9.0	6.2	4.0	2.4	1.3				
3SED3-B	100.0	96.6	93.6	89.0	83.6	78.4	74.3	70.4	63.2	45.0	27.6	17.9	11.5	7.3				
3SED3-C	100.0	85.6	72.7	64.6	57.1	50.3	46.4	43.7	40.2	28.4	17.9	10.9	6.8	4.5				
3SED6-A	100.0	47.9	35.9	27.9	18.3	7.2	4.0	2.9	NA	NA	NA	NA	NA	NA				
3SED6-B	100.0	43.3	34.4	28.9	21.5	12.3	10.1	8.9	4.2	3.2	2.4	1.7	1.1	0.7				
3SED6-C	100.0	37.5	30.1	23.9	16.2	8.2	6.2	4.9	3.9	3.0	2.2	1.6	1.1	0.6				
3SED7-A	100.0	62.0	48.6	40.7	32.3	20.9	16.1	15.2	11.3	8.3	5.1	3.4	2.1	1.3				
3SED7-B	100.0	99.2	98.4	95.5	93.0	87.7	83.6	81.4	71.2	50.7	31.9	19.7	13.1	8.1				
3SED9-A	100.0	99.6	99.4	97.6	96.1	93.4	91.1	89.6	84.8	68.1	42.5	18.9	11.2	7.6				
3SED9-B	100.0	92.4	79.4	76.6	73.4	69.7	67.8	66.5	60.0	48.4	27.3	10.8	6.1	4.0				
3SED9-C	100.0	99.1	97.7	95.5	89.7	80.5	77.4	76.0	71.2	55.9	32.6	12.0	5.5	4.3				

Notes to the Testing:

1. Organic matter was not removed prior to testing, thus the reported values are the "apparent" grain size distribution. See narrative for discussion of the testing.

Apparent Grain Size Distribution Summary
Percent Retained in Each Size Fraction

Sample No.	Gravel	Very Coarse Sand	Coarse Sand	Medium Sand	Fine Sand	Very Fine Sand	Coarse Silt	Medium Silt	Fine Silt	Very Fine Silt	Clay			Total Fines
											0 to 1	1 to 2	2 to 3	
Phi Size	> -1	-1 to 0	0 to 1	1 to 2	2 to 3	3 to 4	4 to 5	5 to 6	6 to 7	7 to 8	8 to 9	9 to 10	< 10	< 4
Sieve Size (microns)	> #10 (2000)	10 to 18 (2000-1000)	18-35 (1000-500)	35-60 (500-250)	60-120 (250-125)	120-230 (125-62)	62.5-31.0	31.0-15.6	15.6-7.8	7.8-3.9	3.9-2.0	2.0-1.0	< 1.0	< 230 (< 62)
3SED7-C	2.3	3.0	2.9	3.7	3.0	1.8	5.3	22.5	21.7	12.8	6.4	6.3	8.2	83.4
	0.6	1.9	2.5	3.9	2.8	1.7	6.4	21.6	23.0	13.7	6.2	6.9	8.6	86.5
	0.9	2.3	2.2	3.3	2.8	1.6	6.1	23.5	21.6	14.1	6.2	6.5	9.0	86.9
3SED4-A	43.9	5.9	13.2	21.5	8.2	1.8	0.7	1.2	1.0	0.8	0.5	0.6	0.8	5.6
3SED4-B	10.9	7.0	20.3	30.2	13.8	3.0	1.9	4.5	2.7	1.9	1.0	1.2	1.7	14.9
3SED4-C	2.0	4.6	17.0	29.3	15.1	5.1	6.8	6.8	4.6	2.9	1.8	1.3	2.6	26.9
3SED3-A	59.7	7.1	7.6	7.0	3.4	1.8	1.6	2.8	2.7	2.2	1.6	1.1	1.3	13.3
3SED3-B	6.4	4.6	5.4	5.3	4.1	3.9	7.2	18.3	17.4	9.7	6.4	4.2	7.3	70.4
3SED3-C	27.3	8.2	7.5	6.9	3.9	2.6	3.6	11.8	10.5	7.0	4.0	2.3	4.5	43.7
3SED6-A	64.1	8.0	9.6	11.1	3.2	1.0	NA	NA	NA	NA	NA	NA	NA	2.9
3SED6-B	65.6	5.5	7.5	9.2	2.2	1.2	4.7	1.0	0.8	0.7	0.6	0.4	0.7	8.9
3SED6-C	69.9	6.3	7.7	8.0	1.9	1.3	1.0	0.9	0.8	0.6	0.5	0.4	0.6	4.9
3SED7-A	51.4	7.9	8.4	11.4	4.8	0.9	4.0	2.9	3.2	1.7	1.4	0.8	1.3	15.2
3SED7-B	1.6	2.9	2.6	5.3	4.1	2.2	10.2	20.5	18.8	12.2	6.6	5.0	8.1	81.4
3SED9-A	0.6	1.8	1.5	2.6	2.3	1.6	4.7	16.7	25.6	23.6	7.7	3.6	7.6	89.6
3SED9-B	20.6	2.7	3.2	3.8	1.9	1.3	6.5	11.6	21.1	16.5	4.7	2.1	4.0	66.5
3SED9-C	2.3	2.3	5.8	9.1	3.1	1.4	4.8	15.4	23.3	20.6	6.5	1.2	4.3	76.0

Notes to the Testing:

1. Organic matter was not removed prior to testing, thus the reported values are the "apparent" grain size distribution. See narrative for discussion of the testing.

QA SUMMARY

Client:	Environmental Science Corp.	Client Project No.:	JELD-WEN NORD DOOR
ARI Trip. Sample ID:	PB44 L	Batch No.:	PB44-1
Client Trip. Sample ID:	3SED7-C	Page:	1 of 1

Sample ID	Relative Standard Deviation, By Phi Size													
	-3	-2	-1	0	1	2	3	4	5	6	7	8	9	10
3SED7-C	100.0	100.0	97.7	94.7	91.9	88.1	85.1	83.4	78.1	55.5	33.8	21.0	14.6	8.2
AVE	NA	100.0	99.1	96.8	94.6	91.3	88.6	86.9	80.8	57.3	35.7	21.7	15.5	9.0
STDEV	NA	0.00	0.91	1.44	1.73	1.78	1.90	1.95	1.43	1.49	1.05	0.41	0.55	0.38
%RSD	NA	0.00	0.92	1.50	1.84	1.97	2.17	2.27	1.79	2.61	3.00	1.92	3.63	4.42

The Triplicate Applies To The Following Samples

Client ID	Date Sampled	Date Extracted	Date Complete	QA Ratio (95-105)	Data Qualifiers	Pipette Portion (5.0-25.0g)
3SED7-C	6/4/2009	6/16/2009	6/23/2009	99.5		14.8
	6/4/2009	6/16/2009	6/23/2009	98.9		15.5
	6/4/2009	6/16/2009	6/23/2009	101.2		16.2
3SED4-A	6/4/2009	6/17/2009	6/23/2009	99.9		7.0
3SED4-B	6/4/2009	6/17/2009	6/23/2009	98.8		10.9
3SED4-C	6/4/2009	6/17/2009	6/23/2009	101.1		15.2
3SED3-A	6/4/2009	6/18/2009	6/23/2009	100.2		11.1
3SED3-B	6/4/2009	6/18/2009	6/23/2009	98.2		13.1
3SED3-C	6/4/2009	6/18/2009	6/23/2009	98.4		12.5
3SED6-A	6/4/2009	6/19/2009	6/23/2009	98.9		3.7
3SED6-B	6/4/2009	6/18/2009	6/23/2009	104.1		11.8
3SED6-C	6/4/2009	6/18/2009	6/23/2009	99.9		6.5
3SED7-A	6/4/2009	6/18/2009	6/23/2009	103.9		10.2
3SED7-B	6/4/2009	6/18/2009	6/23/2009	98.1		14.8
3SED9-A	6/4/2009	6/18/2009	6/23/2009	99.6		16.5
3SED9-B	6/4/2009	6/18/2009	6/23/2009	101.2		18.0
3SED9-C	6/4/2009	6/18/2009	6/23/2009	99.1		13.9

* ARI Internal QA limits = 95-105%

Notes to the Testing:

- Organic matter was not removed prior to testing, thus the reported values are the "apparent" grain size distribution. See narrative for discussion of the testing.

TOTAL SOLIDS

Extractions Total Solids-exttts
Data By: Pat Dugan
Created: 6/ 6/09

Worklist: 225
Analyst: RVR
Comments:

	ARI ID CLIENT ID	Tare Wt (g)	Wet Wt (g)	Dry Wt (g)	% Solids	pH
1.	PB44A 09-12787 3SED4-A	1.18	11.46	9.70	82.9	NR
2.	PB44B 09-12788 3SED4-B	1.18	11.45	9.14	77.5	NR
3.	PB44C 09-12789 3SED4-C	1.16	11.73	9.06	74.7	NR
4.	PB44D 09-12790 3SED3-A	1.16	11.80	10.07	83.7	NR
5.	PB44E 09-12791 3SED3-B	1.16	11.35	6.61	53.5	NR
6.	PB44F 09-12792 3SED3-C	1.18	11.37	7.64	63.4	NR
7.	PB44G 09-12793 3SED6-A	1.15	11.45	9.43	80.4	NR
8.	PB44H 09-12794 3SED6-B	1.17	11.40	10.04	86.7	NR
9.	PB44I 09-12795 3SED6-C	1.17	11.55	10.05	85.5	NR
10.	PB44J 09-12796 3SED7-A	1.16	11.32	8.55	72.7	NR
11.	PB44K 09-12797 3SED7-B	1.16	11.32	6.28	50.4	NR
12.	PB44L 09-12798 3SED7-C	1.17	11.83	6.56	50.6	NR
13.	PB44M 09-12799 3SED9-A	1.18	11.62	5.98	46.0	NR
14.	PB44N 09-12800 3SED9-B	1.18	11.72	6.64	51.8	NR
15.	PB44O 09-12801 3SED9-C	1.18	11.70	7.83	63.2	NR

Solids Data Entry Report
Date: 06/11/09

Checked by: KU Date: 6/11/09
Data Analyst: MH

Solids Determination performed on 06/10/09 by DM

JOB	SAMPLE	CLIENTID	TAREWEIGHT	SAMPDISH	DRYWEIGHT	SOLIDS
PB44	A	3SED4-A	0.969	10.865	8.269	73.77
PB44	B	3SED4-B	0.986	10.398	7.706	71.40
PB44	C	3SED4-C	0.984	10.304	7.361	68.42
PB44	D	3SED3-A	0.979	10.729	8.445	76.57
PB44	E	3SED3-B	0.976	10.857	5.786	48.68
PB44	F	3SED3-C	1.000	10.579	6.436	56.75
PB44	G	3SED6-A	0.966	10.549	8.290	76.43
PB44	H	3SED6-B	0.982	10.304	8.505	80.70
PB44	I	3SED6-C	0.981	10.488	8.373	77.75
PB44	J	3SED7-A	1.002	10.421	7.396	67.88
PB44	K	3SED7-B	0.933	10.815	5.914	50.40
PB44	L	3SED7-C	0.984	10.489	5.840	51.09
PB44	M	3SED9-A	0.975	10.950	5.512	45.48
PB44	N	3SED9-B	0.937	10.609	5.652	48.75
PB44	O	3SED9-C	1.007	10.732	6.028	51.63

Laboratory Data Package

prepared
for

ENVIROMENTAL SCIENCE CORP.

Project: JELD-WEN NORD DOOR

ARI JOB NO: PB44

prepared
by

Analytical Resources, Inc.

Semivolatile Analysis
QC Summary Data

prepared
for

ENVIROMENTAL SCIENCE CORP.

Project: JELD-WEN NORD DOOR

ARI JOB NO: PB44

prepared
by

Analytical Resources, Inc.

SW8270 SEMIVOLATILES SOIL/SEDIMENT SURROGATE RECOVERY SUMMARY

Matrix: Sediment

QC Report No: PB44-ENVIROMENTAL SCIENCE CORP.

Project: JELD-WEN NORD DOOR

Client ID	NBZ	FBP	TPH	DCB	PHL	2FP	TBP	2CP	TOT	OUT
3SED4-A	58.8%	69.2%	74.8%	56.4%	68.3%	58.9%	84.8%	69.1%	0	
3SED4-B	62.0%	72.0%	75.6%	56.0%	72.0%	61.1%	91.5%	73.9%	0	
3SED4-C	58.4%	64.0%	72.0%	52.8%	67.5%	57.9%	81.9%	69.6%	0	
3SED3-A	59.2%	66.5%	65.4%	52.9%	62.0%	54.1%	77.3%	61.6%	0	
3SED3-B	55.6%	62.5%	64.8%	43.0%	59.5%	52.2%	79.0%	60.0%	0	
3SED3-C	56.9%	65.5%	64.6%	48.0%	63.2%	55.4%	81.6%	63.0%	0	
3SED6-A	60.8%	69.2%	78.4%	59.6%	69.1%	59.7%	89.1%	69.1%	0	
3SED6-B	56.8%	63.6%	73.2%	55.6%	60.3%	56.5%	81.1%	61.3%	0	
MB-061009	54.8%	59.6%	77.2%	56.8%	60.0%	54.1%	75.7%	60.5%	0	
LCS-061009	56.0%	60.4%	75.6%	59.2%	64.0%	56.5%	81.3%	64.3%	0	
3SED6-C	56.0%	66.0%	74.4%	54.4%	64.8%	58.1%	84.5%	64.8%	0	
3SED6-C MS	58.8%	65.6%	71.2%	56.8%	68.0%	60.0%	87.2%	69.1%	0	
3SED6-C MSD	58.4%	64.0%	71.6%	52.8%	67.7%	57.9%	87.2%	67.2%	0	
3SED7-A	64.8%	71.0%	69.5%	55.1%	60.3%	59.8%	86.4%	62.6%	0	
3SED7-B	57.6%	66.4%	67.2%	48.4%	67.5%	57.9%	89.1%	69.1%	0	
3SED7-C	59.2%	67.2%	66.4%	48.4%	66.7%	56.8%	89.3%	68.0%	0	
3SED9-A	59.2%	66.0%	67.2%	44.4%	66.4%	56.3%	87.7%	65.6%	0	
3SED9-B	61.2%	64.9%	66.1%	47.8%	61.0%	57.1%	90.4%	59.7%	0	
3SED9-C	61.2%	67.6%	67.6%	50.4%	65.9%	63.5%	93.3%	65.9%	0	

	LCS/MB LIMITS	QC LIMITS
(NBZ) = d5-Nitrobenzene	(37-85)	(29-87)
(FBP) = 2-Fluorobiphenyl	(39-82)	(32-88)
(TPH) = d14-p-Terphenyl	(38-105)	(21-97)
(DCB) = d4-1,2-Dichlorobenzene	(33-79)	(25-82)
(PHL) = d5-Phenol	(40-85)	(29-85)
(2FP) = 2-Fluorophenol	(20-93)	(10-114)
(TBP) = 2,4,6-Tribromophenol	(40-96)	(25-103)
(2CP) = d4-2-Chlorophenol	(41-81)	(30-84)

Prep Method: SW3550B
Log Number Range: 09-12787 to 09-12801

ORGANICS ANALYSIS DATA SHEET
PSDDA Semivolatiles by SW8270D GC/MS
 Page 1 of 1

Sample ID: 3SED6-C
MS/MSD

Lab Sample ID: PB44I
 LIMS ID: 09-12795
 Matrix: Sediment
 Data Release Authorized: *[Signature]*
 Reported: 06/17/09

QC Report No: PB44-ENVIROMENTAL SCIENCE CORP.
 Project: JELD-WEN NORD DOOR

Date Sampled: 06/04/09
 Date Received: 06/04/09

Date Extracted MS/MSD: 06/10/09
 Date Analyzed MS: 06/16/09 19:58
 MSD: 06/16/09 20:33
 Instrument/Analyst MS: NT4/LJR
 MSD: NT4/LJR
 GPC Cleanup: YES

Sample Amount MS: 26.2 g-dry-wt
 MSD: 25.8 g-dry-wt
 Final Extract Volume MS: 0.5 mL
 MSD: 0.5 mL
 Dilution Factor MS: 1.00
 MSD: 1.00
 Percent Moisture: 14.5 %

Analyte	Sample	MS	Spike Added-MS	MS Recovery	MSD	Spike Added-MSD	MSD Recovery	RPD
Phenol	< 19.3	321	476	67.4%	318	484	65.7%	0.9%
1,3-Dichlorobenzene	< 19.3	260	476	54.6%	257	484	53.1%	1.2%
1,4-Dichlorobenzene	< 19.3	271	476	56.9%	276	484	57.0%	1.8%
Benzyl Alcohol	< 19.3	613	952	64.4%	608	969	62.7%	0.8%
1,2-Dichlorobenzene	< 19.3	302	476	63.4%	300	484	62.0%	0.7%
2-Methylphenol	< 19.3	346	476	72.7%	328	484	67.8%	5.3%
4-Methylphenol	< 19.3	691	952	72.6%	700	969	72.2%	1.3%
Hexachloroethane	< 19.3	249	476	52.3%	248	484	51.2%	0.4%
2,4-Dimethylphenol	< 19.3	290	476	60.9%	295	484	61.0%	1.7%
Benzoic Acid	< 19.3	1110	1430	77.6%	777	1450	53.6%	35.3%
1,2,4-Trichlorobenzene	< 19.3	326	476	68.5%	320	484	66.1%	1.9%
Naphthalene	< 19.3	314	476	66.0%	317	484	65.5%	1.0%
Hexachlorobutadiene	< 19.3	354	476	74.4%	350	484	72.3%	1.1%
2-Methylnaphthalene	< 19.3	333	476	70.0%	341	484	70.5%	2.4%
Dimethylphthalate	< 19.3	379	476	79.6%	393	484	81.2%	3.6%
Acenaphthylene	< 19.3	332	476	69.7%	348	484	71.9%	4.7%
Acenaphthene	< 19.3	346	476	72.7%	353	484	72.9%	2.0%
Dibenzofuran	< 19.3	366	476	76.9%	370	484	76.4%	1.1%
Diethylphthalate	< 19.3	407	476	85.5%	411	484	84.9%	1.0%
Fluorene	< 19.3	410	476	86.1%	420	484	86.8%	2.4%
N-Nitrosodiphenylamine	< 19.3	366	476	76.9%	378	484	78.1%	3.2%
Hexachlorobenzene	46.7	423	476	79.1%	415	484	76.1%	1.9%
Pentachlorophenol	< 96.5	215	476	45.2%	218	484	45.0%	1.4%
Phenanthrene	< 19.3	401	476	84.2%	408	484	84.3%	1.7%
Anthracene	< 19.3	368	476	77.3%	385	484	79.5%	4.5%
Di-n-Butylphthalate	< 19.3	383	476	80.5%	390	484	80.6%	1.8%
Fluoranthene	10.0	406	476	83.2%	410	484	82.6%	1.0%
Pyrene	< 19.3	346	476	72.7%	351	484	72.5%	1.4%
Butylbenzylphthalate	< 19.3	349	476	73.3%	346	484	71.5%	0.9%
Benzo(a)anthracene	< 19.3	397	476	83.4%	403	484	83.3%	1.5%
bis(2-Ethylhexyl)phthalate	< 19.3	365	476	76.7%	365	484	75.4%	0.0%
Chrysene	11.0	401	476	81.9%	401	484	80.6%	0.0%
Di-n-Octyl phthalate	< 19.3	374	476	78.6%	375	484	77.5%	0.3%
Benzo(b)fluoranthene	< 19.3	418	476	87.8%	418	484	86.4%	0.0%
Benzo(k)fluoranthene	< 19.3	434	476	91.2%	443	484	91.5%	2.1%
Benzo(a)pyrene	< 19.3	393	476	82.6%	409	484	84.5%	4.0%
Indeno(1,2,3-cd)pyrene	< 19.3	409	476	85.9%	414	484	85.5%	1.2%
Dibenz(a,h)anthracene	< 19.3	421	476	88.4%	433	484	89.5%	2.8%
Benzo(g,h,i)perylene	< 19.3	381	476	80.0%	380	484	78.5%	0.3%
1-Methylnaphthalene	< 19.3	366	476	76.9%	370	484	76.4%	1.1%

Results reported in µg/kg
 RPD calculated using sample concentrations per SW846.

ORGANICS ANALYSIS DATA SHEET
PSDDA Semivolatiles by SW8270D GC/MS
 Page 1 of 2

Sample ID: LCS-061009
LAB CONTROL

Lab Sample ID: LCS-061009
 LIMS ID: 09-12795
 Matrix: Sediment
 Data Release Authorized: *[Signature]*
 Reported: 06/17/09

QC Report No: PB44-ENVIROMENTAL SCIENCE CORP.
 Project: JELD-WEN NORD DOOR

Date Sampled: 06/04/09
 Date Received: 06/04/09

Date Extracted: 06/10/09
 Date Analyzed: 06/16/09 14:14
 Instrument/Analyst: NT4/LJR
 GPC Cleanup: YES

Sample Amount: 25.0 g
 Final Extract Volume: 0.5 mL
 Dilution Factor: 1.00
 Percent Moisture: NA

Analyte	Lab Control	Spike Added	Recovery
Phenol	299	500	59.8%
1,3-Dichlorobenzene	283	500	56.6%
1,4-Dichlorobenzene	292	500	58.4%
Benzyl Alcohol	628	1000	62.8%
1,2-Dichlorobenzene	317	500	63.4%
2-Methylphenol	325	500	65.0%
4-Methylphenol	687	1000	68.7%
Hexachloroethane	298	500	59.6%
2,4-Dimethylphenol	235	500	47.0%
Benzoic Acid	1060	1500	70.7%
1,2,4-Trichlorobenzene	308	500	61.6%
Naphthalene	316	500	63.2%
Hexachlorobutadiene	334	500	66.8%
2-Methylnaphthalene	326	500	65.2%
Dimethylphthalate	387	500	77.4%
Acenaphthylene	329	500	65.8%
Acenaphthene	336	500	67.2%
Dibenzofuran	347	500	69.4%
Diethylphthalate	403	500	80.6%
Fluorene	392	500	78.4%
N-Nitrosodiphenylamine	355	500	71.0%
Hexachlorobenzene	385	500	77.0%
Pentachlorophenol	366	500	73.2%
Phenanthrene	396	500	79.2%
Anthracene	371	500	74.2%
Di-n-Butylphthalate	432	500	86.4%
Fluoranthene	440	500	88.0%
Pyrene	383	500	76.6%
Butylbenzylphthalate	399	500	79.8%
Benzo(a)anthracene	401	500	80.2%
bis(2-Ethylhexyl)phthalate	406	500	81.2%
Chrysene	399	500	79.8%
Di-n-Octyl phthalate	395	500	79.0%
Benzo(b)fluoranthene	471	500	94.2%
Benzo(k)fluoranthene	456	500	91.2%
Benzo(a)pyrene	405	500	81.0%
Indeno(1,2,3-cd)pyrene	408	500	81.6%

ORGANICS ANALYSIS DATA SHEET
PSDDA Semivolatiles by SW8270D GC/MS
 Page 2 of 2

Sample ID: LCS-061009
LAB CONTROL

Lab Sample ID: LCS-061009
 LIMS ID: 09-12795
 Matrix: Sediment
 Date Analyzed: 06/16/09 14:14

QC Report No: PB44-ENVIRONMENTAL SCIENCE CORP.
 Project: JELD-WEN NORD DOOR

Analyte	Lab Control	Spike Added	Recovery
Dibenz(a,h)anthracene	424	500	84.8%
Benzo(g,h,i)perylene	371	500	74.2%
1-Methylnaphthalene	357	500	71.4%

Semivolatile Surrogate Recovery

d5-Nitrobenzene	56.0%
2-Fluorobiphenyl	60.4%
d14-p-Terphenyl	75.6%
d4-1,2-Dichlorobenzene	59.2%
d5-Phenol	64.0%
2-Fluorophenol	56.5%
2,4,6-Tribromophenol	81.3%
d4-2-Chlorophenol	64.3%

Results reported in $\mu\text{g}/\text{kg}$

4B
SEMIVOLATILE METHOD BLANK SUMMARY

BLANK NO.

PB44MBS1

Lab Name: ANALYTICAL RESOURCES, INC
ARI Job No: PB44
Lab File ID: PB44MB
Instrument ID: NT4
Matrix: SOLID

Client: ESC
Project: JELD-WEN NORD DOOR
Date Extracted: 06/10/09
Date Analyzed: 06/16/09
Time Analyzed: 1340

THIS METHOD BLANK APPLIES TO THE FOLLOWING SAMPLES, MS and MSD:

	CLIENT SAMPLE NO.	LAB SAMPLE ID	LAB FILE ID	DATE ANALYZED
01	PB44LCSS1	PB44LCSS1	PB44SB	06/16/09
02	3SED4-A	PB44A	PB44A	06/16/09
03	3SED4-B	PB44B	PB44B	06/16/09
04	3SED4-C	PB44C	PB44C	06/16/09
05	3SED3-A	PB44D	PB44D	06/16/09
06	3SED3-B	PB44E	PB44E	06/16/09
07	3SED3-C	PB44F	PB44F	06/16/09
08	3SED6-A	PB44G	PB44G	06/16/09
09	3SED6-B	PB44H	PB44H	06/16/09
10	3SED6-C	PB44I	PB44I	06/16/09
11	3SED6-C MS	PB44IMS	PB44IMS	06/16/09
12	3SED6-C MSD	PB44IMSD	PB44IMD	06/16/09
13	3SED7-A	PB44J	PB44J	06/16/09
14	3SED7-B	PB44K	PB44K	06/16/09
15	3SED7-C	PB44L	PB44L	06/16/09
16	3SED9-A	PB44M	PB44M	06/16/09
17	3SED9-B	PB44N	PB44N	06/16/09
18	3SED9-C	PB44O	PB44O	06/17/09
19				
20				
21				
22				
23				
24				
25				
26				
27				
28				
29				
30				

COMMENTS:

5B
SEMIVOLATILE ORGANIC INSTRUMENT PERFORMANCE CHECK
DECAFLUOROTRIPHENYLPHOSPHINE (DFTPP)

Lab Name: ANALYTICAL RESOURCES, INC

Client: ESC

Instrument ID: NT4

Project: JELD-WEN NORD DOOR

DFTPP Injection Date: 05/08/09

DFTPP Injection Time: 1156

m/e	ION ABUNDANCE CRITERIA	% RELATIVE ABUNDANCE
51	30.0 - 80.0% of mass 198	45.8
68	Less than 2.0% of mass 69	0.0 (0.0)1
69	Mass 69 relative abundance	53.0
70	Less than 2.0% of mass 69	0.3 (0.6)1
127	25.0 - 75.0% of mass 198	56.5
197	Less than 1.0% of mass 198	0.3
198	Base Peak, 100% relative abundance	100.0
199	5.0 to 9.0% of mass 198	6.9
275	10.0 - 30.0% of mass 198	21.5
365	Greater than 0.75% of mass 198	2.44
441	Present, but less than mass 443	12.1
442	40.0 - 110.0% of mass 198	79.6
443	15.0 - 24.0% of mass 442	15.6 (19.6)2

1-Value is % mass 69

2-Value is % mass 442

THIS CHECK APPLIES TO THE FOLLOWING SAMPLES, MS, MSD, BLANKS, AND STANDARDS:

	CLIENT SAMPLE NO.	LAB SAMPLE ID	LAB FILE ID	DATE ANALYZED	TIME ANALYZED
01	ABN 25	ABN 25	0250508	05/08/09	1156
02	ABN 80	ABN 80	0800508	05/08/09	1231
03	ABN 1	ABN 1	0010508	05/08/09	1305
04	ABN 40	ABN 40	0400508	05/08/09	1339
05	ABN 5	ABN 5	0050508	05/08/09	1413
06	ABN 10	ABN 10	0100508	05/08/09	1448
07					
08					
09					
10					
11					
12					
13					
14					
15					
16					
17					
18					
19					
20					
21					
22					

5B
SEMIVOLATILE ORGANIC INSTRUMENT PERFORMANCE CHECK
DECAFLUOROTRIPHENYLPHOSPHINE (DFTPP)

Lab Name: ANALYTICAL RESOURCES, INC

Client: ESC

Instrument ID: NT4

Project: JELD-WEN NORD DOOR

DFTPP Injection Date: 06/16/09

DFTPP Injection Time: 1306

m/e	ION ABUNDANCE CRITERIA	% RELATIVE ABUNDANCE
51	30.0 - 80.0% of mass 198	41.5
68	Less than 2.0% of mass 69	0.0 (0.0)1
69	Mass 69 relative abundance	48.2
70	Less than 2.0% of mass 69	0.2 (0.4)1
127	25.0 - 75.0% of mass 198	53.8
197	Less than 1.0% of mass 198	0.0
198	Base Peak, 100% relative abundance	100.0
199	5.0 to 9.0% of mass 198	6.8
275	10.0 - 30.0% of mass 198	21.6
365	Greater than 0.75% of mass 198	2.82
441	Present, but less than mass 443	13.4
442	40.0 - 110.0% of mass 198	88.3
443	15.0 - 24.0% of mass 442	16.7 (18.9)2

1-Value is % mass 69

2-Value is % mass 442

THIS CHECK APPLIES TO THE FOLLOWING SAMPLES, MS, MSD, BLANKS, AND STANDARDS:

	CLIENT SAMPLE NO.	LAB SAMPLE ID	LAB FILE ID	DATE ANALYZED	TIME ANALYZED
01	ABN CCAL	ABN 25	CC0616	06/16/09	1306
02	PB44MBS1	PB44MBS1	PB44MB	06/16/09	1340
03	PB44LCSS1	PB44LCSS1	PB44SB	06/16/09	1414
04	3SED4-A	PB44A	PB44A	06/16/09	1449
05	3SED4-B	PB44B	PB44B	06/16/09	1523
06	3SED4-C	PB44C	PB44C	06/16/09	1557
07	3SED3-A	PB44D	PB44D	06/16/09	1632
08	3SED3-B	PB44E	PB44E	06/16/09	1706
09	3SED3-C	PB44F	PB44F	06/16/09	1741
10	3SED6-A	PB44G	PB44G	06/16/09	1815
11	3SED6-B	PB44H	PB44H	06/16/09	1849
12	3SED6-C	PB44I	PB44I	06/16/09	1924
13	3SED6-C MS	PB44IMS	PB44IMS	06/16/09	1958
14	3SED6-C MSD	PB44IMSD	PB44IMD	06/16/09	2033
15	3SED7-A	PB44J	PB44J	06/16/09	2108
16	3SED7-B	PB44K	PB44K	06/16/09	2143
17	3SED7-C	PB44L	PB44L	06/16/09	2218
18	3SED9-A	PB44M	PB44M	06/16/09	2253
19	3SED9-B	PB44N	PB44N	06/16/09	2328
20	3SED9-C	PB44O	PB44O	06/17/09	0003
21					
22					

8B
SEMIVOLATILE INTERNAL STANDARD AREA AND RT SUMMARY

Lab Name: ANALYTICAL RESOURCES, INC

Client: ESC

ARI Job No: PB44

Project: JELD-WEN NORD DOOR

Ical Midpoint ID: 0250508

Ical Date: 05/08/09

Instrument ID: NT4

Cont. Cal Date: 06/16/09

	IS1 (DCB) AREA #	RT #	IS2 (NPT) AREA #	RT #	IS3 (ANT) AREA #	RT #
=====	=====	=====	=====	=====	=====	=====
ICAL MIDPT	180629	8.48	633172	10.52	336916	13.40
UPPER LIMIT	361258	8.98	1266344	11.02	673832	13.90
LOWER LIMIT	90314	7.98	316586	10.02	168458	12.90
=====	=====	=====	=====	=====	=====	=====
Sample ID						
=====	=====	=====	=====	=====	=====	=====
00 CC0616	220452	7.46	805258	9.51	468570	12.34
01 PB44MBS1	157312	7.45	575754	9.50	326607	12.34
02 PB44LCSS1	158160	7.46	577361	9.50	338909	12.34
03 3SED4-A	156579	7.47	575702	9.50	329687	12.34
04 3SED4-B	160340	7.47	589780	9.50	337370	12.34
05 3SED4-C	162840	7.47	601338	9.51	365710	12.35
06 3SED3-A	195907	7.47	711877	9.51	407015	12.35
07 3SED3-B	201799	7.48	723417	9.52	425203	12.36
08 3SED3-C	199378	7.48	713739	9.52	412447	12.36
09 3SED6-A	155064	7.48	569916	9.52	325451	12.36
10 3SED6-B	166863	7.48	604367	9.52	355353	12.36
11 3SED6-C	187807	7.48	687397	9.52	397847	12.36
12 3SED6-C MS	161684	7.48	581110	9.52	349005	12.36
13 3SED6-C MSD	158319	7.48	565461	9.52	342036	12.37
14 3SED7-A	184471	7.48	633674	9.51	374900	12.36
15 3SED7-B	177960	7.48	650344	9.52	378005	12.36
16 3SED7-C	175688	7.48	626001	9.52	365014	12.37
17 3SED9-A	173118	7.49	613883	9.53	366830	12.38
18 3SED9-B	175499	7.49	607246	9.53	372315	12.37
19 3SED9-C	140255	7.49	497608	9.53	300426	12.37
20						
21						
22						

IS1 = 1,4-Dichlorobenzene-d4
IS2 = Naphthalene-d8
IS3 = Acenaphthene-d10

AREA UPPER LIMIT = +100% of internal standard area from Ical midpoint
AREA LOWER LIMIT = - 50% of internal standard area from Ical midpoint
RT UPPER LIMIT = + 0.50 minutes of internal standard RT from Cont. Cal
RT LOWER LIMIT = - 0.50 minutes of internal standard RT from Cont. Cal

* Values outside of QC limits.

8C
SEMIVOLATILE INTERNAL STANDARD AREA AND RT SUMMARY

Lab Name: ANALYTICAL RESOURCES, INC

Client: ESC

ARI Job No: PB44

Project: JELD-WEN NORD DOOR

Ical Midpoint ID: PB440

Ical Date: 05/08/09

Instrument ID: NT4

Cont. Cal Date: 06/16/09

	IS4 (PHN) AREA #	RT #	IS5 (CRY) AREA #	RT #	IS6 (PRY) AREA #	RT #
=====	=====	=====	=====	=====	=====	=====
ICAL MIDPT	514258	15.79	376875	20.12	383864	22.29
UPPER LIMIT	1028516	16.29	753750	20.62	767728	22.79
LOWER LIMIT	257129	15.29	188438	19.62	191932	21.79
=====	=====	=====	=====	=====	=====	=====
Sample ID						
=====	=====	=====	=====	=====	=====	=====
00 CC0616	776038	14.69	642748	18.98	573086	21.11
01 PB44MBS1	548378	14.69	439813	18.96	372096	21.09
02 PB44LCSS1	551244	14.69	469760	18.96	384134	21.10
03 3SED4-A	538139	14.69	441523	18.96	461590	21.11
04 3SED4-B	558262	14.69	476287	18.98	500587	21.13
05 3SED4-C	565675	14.70	483140	18.99	507338	21.14
06 3SED3-A	638267	14.70	591356	18.99	625547	21.16
07 3SED3-B	647936	14.72	602611	19.00	619429	21.16
08 3SED3-C	665211	14.72	589721	19.00	619061	21.17
09 3SED6-A	515204	14.72	439910	19.00	458337	21.15
10 3SED6-B	584036	14.72	455621	18.99	479923	21.14
11 3SED6-C	664382	14.71	524476	19.00	551035	21.14
12 3SED6-C MS	566306	14.72	489493	19.00	471962	21.15
13 3SED6-C MSD	558324	14.72	477236	19.00	456055	21.14
14 3SED7-A	650803	14.71	561693	19.00	597177	21.16
15 3SED7-B	650814	14.72	601142	19.02	604278	21.18
16 3SED7-C	626641	14.72	590615	19.02	599895	21.18
17 3SED9-A	662060	14.75	606950	19.05	592422	21.22
18 3SED9-B	617810	14.73	576606	19.03	610700	21.19
19 3SED9-C	545515	14.73	495279	19.03	511262	21.20
20						
21						
22						

IS4 = Phenanthrene-d10
IS5 = Chrysene-d12
IS6 = Perylene-d12

AREA UPPER LIMIT = +100% of internal standard area from Ical midpoint
AREA LOWER LIMIT = - 50% of internal standard area from Ical midpoint
RT UPPER LIMIT = + 0.50 minutes of internal standard RT from Cont. Cal
RT LOWER LIMIT = - 0.50 minutes of internal standard RT from Cont. Cal

* Values outside of QC limits.

8C
SEMIVOLATILE INTERNAL STANDARD AREA AND RT SUMMARY

Lab Name: ANALYTICAL RESOURCES, INC
ARI Job No: PB44
Ical Midpoint ID: PB440
Instrument ID: NT4

Client: ESC
Project: JELD-WEN NORD DOOR
Ical Date: 05/08/09
Cont. Cal Date: 06/16/09

	IS7 AREA #	RT #	AREA #	RT #	AREA #	RT #
=====	=====	=====	=====	=====	=====	=====
ICAL MIDPT	640574	21.22				
UPPER LIMIT	1281148	21.72				
LOWER LIMIT	320287	20.72				
=====	=====	=====	=====	=====	=====	=====
Sample ID						
=====	=====	=====	=====	=====	=====	=====
00 CC0616	1025012	20.18				
01 PB44MBS1	689064	20.17				
02 PB44LCSS1	739663	20.17				
03 3SED4-A	767673	20.18				
04 3SED4-B	800726	20.19				
05 3SED4-C	822232	20.20				
06 3SED3-A	967918	20.21				
07 3SED3-B	984369	20.21				
08 3SED3-C	974410	20.21				
09 3SED6-A	761968	20.20				
10 3SED6-B	786063	20.20				
11 3SED6-C	896304	20.20				
12 3SED6-C MS	793981	20.20				
13 3SED6-C MSD	759264	20.20				
14 3SED7-A	953244	20.21				
15 3SED7-B	935029	20.22				
16 3SED7-C	921699	20.23				
17 3SED9-A	822221	20.26				
18 3SED9-B	943907	20.22				
19 3SED9-C	798791	20.23				
20						
21						
22						

IS7 = Di-n-octylphthalate-d4

AREA UPPER LIMIT = +100% of internal standard area from Ical midpoint
 AREA LOWER LIMIT = - 50% of internal standard area from Ical midpoint
 RT UPPER LIMIT = + 0.50 minutes of internal standard RT from Cont. Cal
 RT LOWER LIMIT = - 0.50 minutes of internal standard RT from Cont. Cal

* Values outside of QC limits.

Semivolatile Analysis
Sample Data

prepared
for

ENVIROMENTAL SCIENCE CORP.

Project: JELD-WEN NORD DOOR

ARI JOB NO: PB44

prepared
by

Analytical Resources, Inc.

ORGANICS ANALYSIS DATA SHEET
PSDDA Semivolatiles by SW8270D GC/MS
 Page 1 of 1

Sample ID: 3SED4-A
SAMPLE

Lab Sample ID: PB44A
 LIMS ID: 09-12787
 Matrix: Sediment
 Data Release Authorized: *AS*
 Reported: 06/17/09

QC Report No: PB44-ENVIRONMENTAL SCIENCE CORP.
 Project: JELD-WEN NORD DOOR
 NA
 Date Sampled: 06/04/09
 Date Received: 06/04/09

Date Extracted: 06/10/09
 Date Analyzed: 06/16/09 14:49
 Instrument/Analyst: NT4/LJR
 GPC Cleanup: Yes

Sample Amount: 26.1 g-dry-wt
 Final Extract Volume: 0.5 mL
 Dilution Factor: 1.00
 Percent Moisture: 17.1%

CAS Number	Analyte	RL	Result
108-95-2	Phenol	19	41
541-73-1	1,3-Dichlorobenzene	19	< 19 U
106-46-7	1,4-Dichlorobenzene	19	< 19 U
100-51-6	Benzyl Alcohol	19	< 19 U
95-50-1	1,2-Dichlorobenzene	19	< 19 U
95-48-7	2-Methylphenol	19	< 19 U
106-44-5	4-Methylphenol	19	34
67-72-1	Hexachloroethane	19	< 19 U
105-67-9	2,4-Dimethylphenol	19	< 19 U
65-85-0	Benzoic Acid	190	< 190 U
120-82-1	1,2,4-Trichlorobenzene	19	< 19 U
91-20-3	Naphthalene	19	< 19 U
87-68-3	Hexachlorobutadiene	19	< 19 U
91-57-6	2-Methylnaphthalene	19	< 19 U
131-11-3	Dimethylphthalate	19	< 19 U
208-96-8	Acenaphthylene	19	< 19 U
83-32-9	Acenaphthene	19	< 19 U
132-64-9	Dibenzofuran	19	< 19 U
84-66-2	Diethylphthalate	19	< 19 U
86-73-7	Fluorene	19	< 19 U
86-30-6	N-Nitrosodiphenylamine	19	< 19 U
118-74-1	Hexachlorobenzene	19	< 19 U
87-86-5	Pentachlorophenol	96	< 96 U
85-01-8	Phenanthrene	19	13 J
120-12-7	Anthracene	19	< 19 U
84-74-2	Di-n-Butylphthalate	19	< 19 U
206-44-0	Fluoranthene	19	51
129-00-0	Pyrene	19	32
85-68-7	Butylbenzylphthalate	19	< 19 U
56-55-3	Benzo (a) anthracene	19	19
117-81-7	bis (2-Ethylhexyl)phthalate	19	15 J
218-01-9	Chrysene	19	47
117-84-0	Di-n-Octyl phthalate	19	< 19 U
205-99-2	Benzo (b) fluoranthene	19	24
207-08-9	Benzo (k) fluoranthene	19	24
50-32-8	Benzo (a) pyrene	19	14 J
193-39-5	Indeno (1,2,3-cd)pyrene	19	< 19 U
53-70-3	Dibenz (a,h) anthracene	19	< 19 U
191-24-2	Benzo (g,h,i) perylene	19	12 J
90-12-0	1-Methylnaphthalene	19	< 19 U

Reported in µg/kg (ppb)

Semivolatile Surrogate Recovery

d5-Nitrobenzene	58.8%	2-Fluorobiphenyl	69.2%
d14-p-Terphenyl	74.8%	d4-1,2-Dichlorobenzene	56.4%
d5-Phenol	68.3%	2-Fluorophenol	58.9%
2,4,6-Tribromophenol	84.8%	d4-2-Chlorophenol	69.1%

Analytical Resources, Inc.

Semivolatiles Report SW846 Method 8270D

Data file : /chem3/nt4.i/20090616.b/pb44a.d
 Lab Smp Id: PB44A Client Smp ID: 3SED4-A
 Inj Date : 16-JUN-2009 14:49
 Operator : LJR/VTS Inst ID: nt4.i
 Smp Info : PB44A
 Misc Info : 09-12787
 Comment : lul Injection LJR
6/17/09
 Method : /chem3/nt4.i/20090616.b/SW846.m
 Meth Date : 17-Jun-2009 10:11 jeff Quant Type: ISTD
 Cal Date : 08-MAY-2009 15:22 Cal File: c800508.d
 Als bottle: 4
 Dil Factor: 1.00000
 Integrator: HP RTE Compound Sublist: PSDDA.sub
 Target Version: 3.50

Concentration Formula: Amt * DF * Vt / (Ws * (100 - M) / 100) * CpndVariable

Name	Value	Description
DF	1.00000	Dilution Factor
Vt	500.00000	Volume of final extract (uL)
Ws	31.50000	Weight of sample extracted (g)
M	17.10000	% Moisture

Cpnd Variable

Local Compound Variable

Compounds	QUANT SIG	RT	EXP RT	REL RT	RESPONSE	CONCENTRATIONS	
						ON-COLUMN (ug/mL)	FINAL (ug/kg)
\$ 1 2-Fluorophenol	112	5.509	5.475	(0.738)	265256	22.1103	423.4
\$ 2 Phenol-d5	99	7.160	7.091	(0.959)	417597	25.5625	489.4
3 Phenol	94	7.183	7.114	(0.962)	39781	2.13459	40.81
\$ 5 2-Chlorophenol-d4	132	7.171	7.167	(0.961)	261645	25.9327	496.5
4 Bis(2-Chloroethyl) ether	93	Compound Not Detected.					
6 2-Chlorophenol	128	Compound Not Detected.					
7 1,3-Dichlorobenzene	146	Compound Not Detected.					
* 8 1,4-Dichlorobenzene-d4	152	7.465	7.461	(1.000)	156579	20.0000	
9 1,4-Dichlorobenzene	146	Compound Not Detected.					
\$ 10 1,2-Dichlorobenzene-d4	152	7.759	7.761	(1.039)	103683	14.0757	269.5
12 1,2-Dichlorobenzene	146	Compound Not Detected.					
11 Benzyl alcohol	108	Compound Not Detected.					
14 2,2'-oxybis(1-Chloropropane)	45	Compound Not Detected.					
13 2-Methylphenol	108	Compound Not Detected.					
17 Hexachloroethane	117	Compound Not Detected.					

Compounds	QUANT SIG MASS	RT	EXP RT	REL RT	RESPONSE	CONCENTRATIONS	
						ON-COLUMN (ug/mL)	FINAL (ug/kg)
16 N-Nitroso-di-n-propylamine	70				Compound Not Detected.		
15 4-Methylphenol	108	8.270	8.272	(1.108)	22399	1.78106	34.10
\$ 18 Nitrobenzene-d5	82	8.394	8.401	(0.884)	240149	14.7001	281.5
19 Nitrobenzene	77				Compound Not Detected.		
20 Isophorone	82				Compound Not Detected.		
21 2-Nitrophenol	139				Compound Not Detected.		
22 2,4-Dimethylphenol	107				Compound Not Detected.		
23 Bis(2-Chloroethoxy)methane	93				Compound Not Detected.		
24 Benzoic acid	105				Compound Not Detected.		
25 2,4-Dichlorophenol	162				Compound Not Detected.		
26 1,2,4-Trichlorobenzene	180				Compound Not Detected.		
* 27 Naphthalene-d8	136	9.498	9.506	(1.000)	575702	20.0000	
28 Naphthalene	128				Compound Not Detected.		
29 4-Chloroaniline	127				Compound Not Detected.		
30 Hexachlorobutadiene	225				Compound Not Detected.		
31 4-Chloro-3-methylphenol	107				Compound Not Detected.		
32 2-Methylnaphthalene	141				Compound Not Detected.		
33 Hexachlorocyclopentadiene	237				Compound Not Detected.		
34 2,4,6-Trichlorophenol	196				Compound Not Detected.		
35 2,4,5-Trichlorophenol	196				Compound Not Detected.		
\$ 36 2-Fluorobiphenyl	172	11.302	11.309	(0.916)	431442	17.2648	330.6
37 2-Chloronaphthalene	162				Compound Not Detected.		
38 2-Nitroaniline	65				Compound Not Detected.		
39 Dimethylphthalate	163				Compound Not Detected.		
40 Acenaphthylene	152				Compound Not Detected.		
41 2,6-Dinitrotoluene	165				Compound Not Detected.		
* 42 Acenaphthene-d10	164	12.342	12.344	(1.000)	329687	20.0000	
43 3-Nitroaniline	138				Compound Not Detected.		
44 Acenaphthene	153				Compound Not Detected.		
45 2,4-Dinitrophenol	184				Compound Not Detected.		
46 Dibenzofuran	168				Compound Not Detected.		
47 4-Nitrophenol	109				Compound Not Detected.		
48 2,4-Dinitrotoluene	165				Compound Not Detected.		
50 Diethylphthalate	149				Compound Not Detected.		
49 Fluorene	166				Compound Not Detected.		
51 4-Chlorophenyl-phenylether	204				Compound Not Detected.		
52 4-Nitroaniline	138				Compound Not Detected.		
53 4,6-Dinitro-2-methylphenol	198				Compound Not Detected.		
54 N-Nitrosodiphenylamine	169				Compound Not Detected.		
\$ 55 2,4,6-Tribromophenol	330	13.623	13.636	(1.104)	96859	31.8012	608.9
56 4-Bromophenyl-phenylether	248				Compound Not Detected.		
57 Hexachlorobenzene	284				Compound Not Detected.		
58 Pentachlorophenol	266				Compound Not Detected.		
* 59 Phenanthrene-d10	188	14.686	14.694	(1.000)	538139	20.0000	
60 Phenanthrene	178	14.716	14.735	(1.002)	22768	0.66293	12.69
61 Anthracene	178				Compound Not Detected.		
62 Carbazole	167				Compound Not Detected.		

Compounds	QUANT SIG MASS	RT	EXP RT	REL RT	RESPONSE	CONCENTRATIONS	
						ON-COLUMN (ug/mL)	FINAL (ug/kg)
63 Di-n-butylphthalate	149						
64 Fluoranthene	202	16.643	16.650	(1.133)	90858	2.66783	51.08
65 Pyrene	202	16.984	16.997	(0.896)	63507	1.67065	31.99
\$ 66 Terphenyl-d14	244	17.336	17.338	(0.914)	424797	18.7249	358.5
67 Butylbenzylphthalate	149						
68 Benzo(a)anthracene	228	18.940	18.948	(0.999)	30741	1.00865	19.31
* 69 Chrysene-d12	240	18.964	18.977	(1.000)	441523	20.0000	
70 3,3'-Dichlorobenzidine	252						
71 Chrysene	228	18.999	19.018	(1.002)	73707	2.47304	47.35
72 bis(2-Ethylhexyl)phthalate	149	19.251	19.247	(0.954)	19398	0.78130	14.96
* 134 Di-n-octylphthalate-d4	153	20.180	20.181	(1.000)	767673	20.0000	
73 Di-n-octylphthalate	149						
74 Benzo(b)fluoranthene	252	20.591	20.593	(0.975)	80817	2.50567	42.98 v. 232
75 Benzo(k)fluoranthene	252	20.591	20.628	(0.975)	80817	2.42122	46.36 v. 232
76 Benzo(a)pyrene	252	21.026	21.027	(0.996)	20564	0.71328	13.66
* 77 Perylene-d12	264	21.114	21.110	(1.000)	461590	20.0000	
78 Indeno(1,2,3-cd)pyrene	276						
79 Dibenzo(a,h)anthracene	278						
80 Benzo(g,h,i)perylene	276	22.812	22.802	(1.080)	19468	0.59507	11.39(M)
90 N-Nitrosodimethylamine	74						
91 Aniline	93						
93 Benzidine	184						
103 Pyridine	79						
105 1-methylnaphthalene	141						
111 Azobenzene (1,2-DP-Hydrazine)	77						

QC Flag Legend

M - Compound response manually integrated.

Analytical Resources, Inc.

INTERNAL STANDARD COMPOUNDS
 AREA AND RT SUMMARY

Instrument ID: nt4.i
 Lab File ID: pb44a.d
 Lab Smp Id: PB44A
 Analysis Type: SV
 Quant Type: ISTD
 Operator: LJR/VTS
 Method File: /chem3/nt4.i/20090616.b/SW846.m
 Misc Info: 09-12787

Calibration Date: 16-JUN-2009
 Calibration Time: 13:06
 Client Smp ID: 3SED4-A
 Level: LOW
 Sample Type: Sediment

Test Mode:
 Use Initial Calibration Level 4.

COMPOUND	STANDARD	AREA LIMIT		SAMPLE	%DIFF
		LOWER	UPPER		
8 1,4-Dichlorobenze	180629	90314	361258	156579	-13.31
27 Naphthalene-d8	633172	316586	1266344	575702	-9.08
42 Acenaphthene-d10	336916	168458	673832	329687	-2.15
59 Phenanthrene-d10	514258	257129	1028516	538139	4.64
69 Chrysene-d12	376875	188438	753750	441523	17.15
134 Di-n-octylphthala	640574	320287	1281148	767673	19.84
77 Perylene-d12	383864	191932	767728	461590	20.25

COMPOUND	STANDARD	RT LIMIT		SAMPLE	%DIFF
		LOWER	UPPER		
8 1,4-Dichlorobenze	7.46	6.96	7.96	7.47	0.06
27 Naphthalene-d8	9.51	9.01	10.01	9.50	-0.08
42 Acenaphthene-d10	12.34	11.84	12.84	12.34	-0.01
59 Phenanthrene-d10	14.69	14.19	15.19	14.69	-0.05
69 Chrysene-d12	18.98	18.48	19.48	18.96	-0.07
134 Di-n-octylphthala	20.18	19.68	20.68	20.18	-0.01
77 Perylene-d12	21.11	20.61	21.61	21.11	0.02

AREA UPPER LIMIT = +100% of internal standard area.
 AREA LOWER LIMIT = - 50% of internal standard area.
 RT UPPER LIMIT = + 0.50 minutes of internal standard RT.
 RT LOWER LIMIT = - 0.50 minutes of internal standard RT.

Analytical Resources, Inc.

RECOVERY REPORT

Client Name: ESC
 Sample Matrix: SOLID
 Lab Smp Id: PB44A
 Level: LOW
 Data Type: MS DATA
 SpikeList File: PSDDALCS.spk
 Sublist File: PSDDA.sub
 Method File: /chem3/nt4.i/20090616.b/SW846.m
 Misc Info: 09-12787

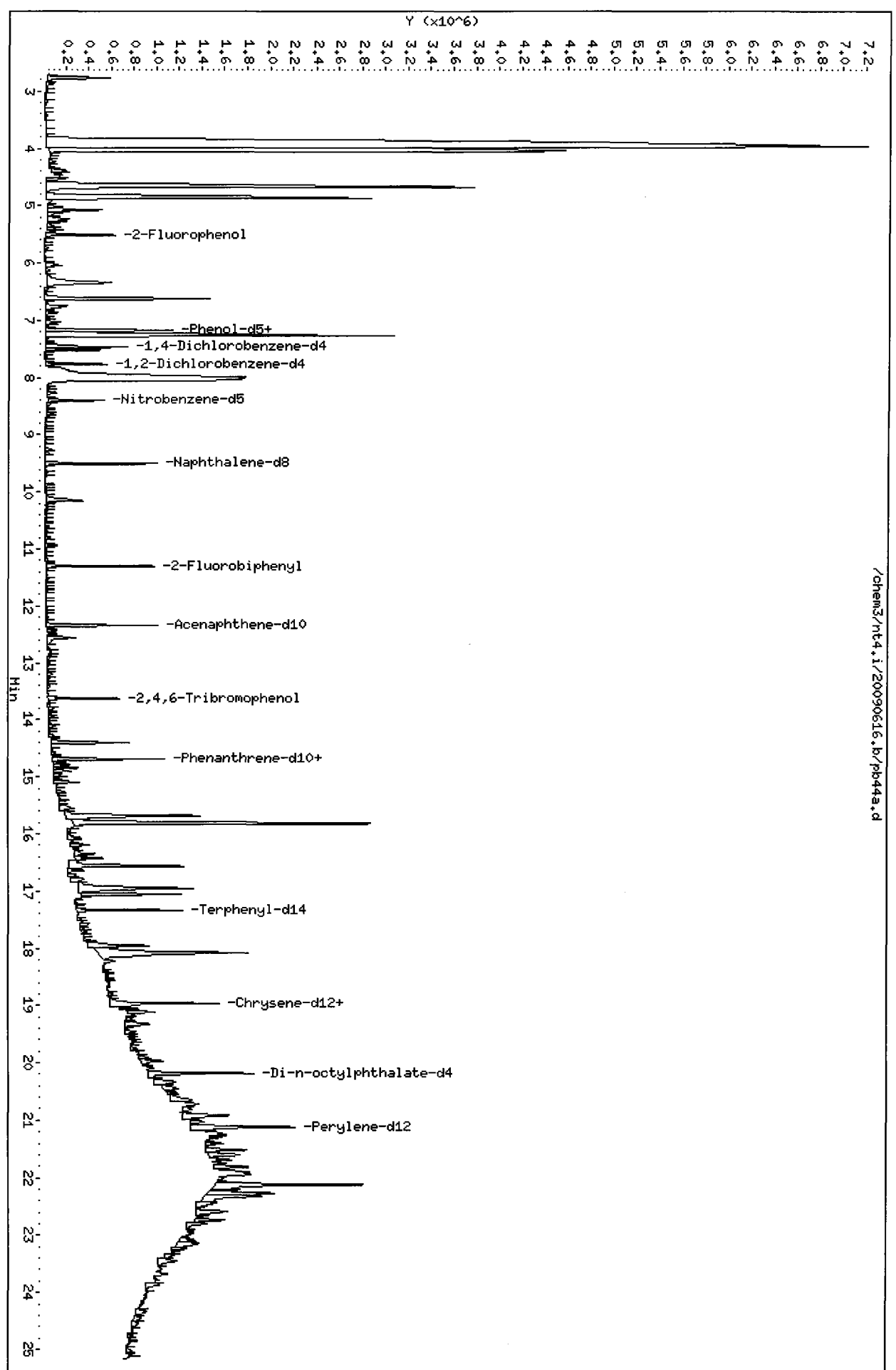
Client SDG: PB44
 Fraction: SV
 Client Smp ID: 3SED4-A
 Operator: LJR/VTS
 SampleType: SAMPLE
 Quant Type: ISTD

SURROGATE COMPOUND	CONC ADDED ug/kg	CONC RECOVERED ug/kg	% RECOVERED	LIMITS
\$ 1 2-Fluorophenol	718.0	423.4	58.96	21-100
\$ 2 Phenol-d5	718.0	489.4	68.17	10-100
\$ 5 2-Chlorophenol-d4	718.0	496.5	69.15	30-100
\$ 10 1,2-Dichlorobenzen	478.7	269.5	56.30	24-100
\$ 18 Nitrobenzene-d5	478.7	281.5	58.80	26-100
\$ 36 2-Fluorobiphenyl	478.7	330.6	69.06	32-100
\$ 55 2,4,6-Tribromophen	718.0	608.9	84.80	33-118
\$ 66 Terphenyl-d14	478.7	358.5	74.90	21-97

Data File: /chem3/nt4.i/20090616.b/pb44a.d
Date: 16-JUN-2009 14:49
Client ID: 3SED4-A
Sample Info: PB44A
Volume Injected (uL): 1.0
Column phase: ZB-5

Instrument: nt4.i
Operator: LJR/VTS
Column diameter: 0.32

/chem3/nt4.i/20090616.b/pb44a.d



Date: 16-JUN-2009 14:49

Client ID: 3SED4-A

Instrument: nt4.i

Sample Info: PB44A

Volume Injected (uL): 1.0

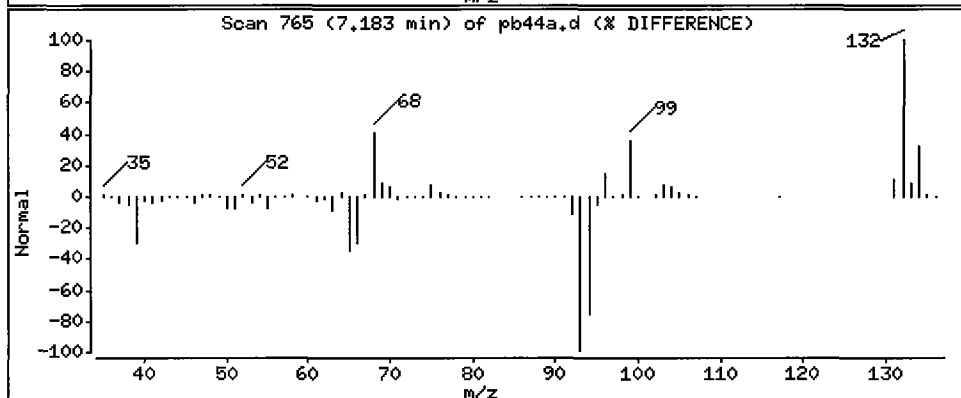
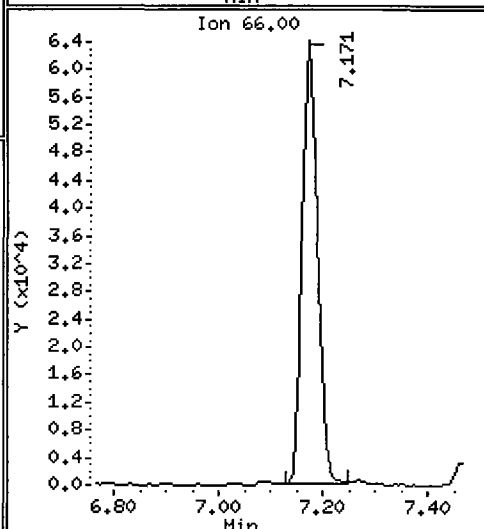
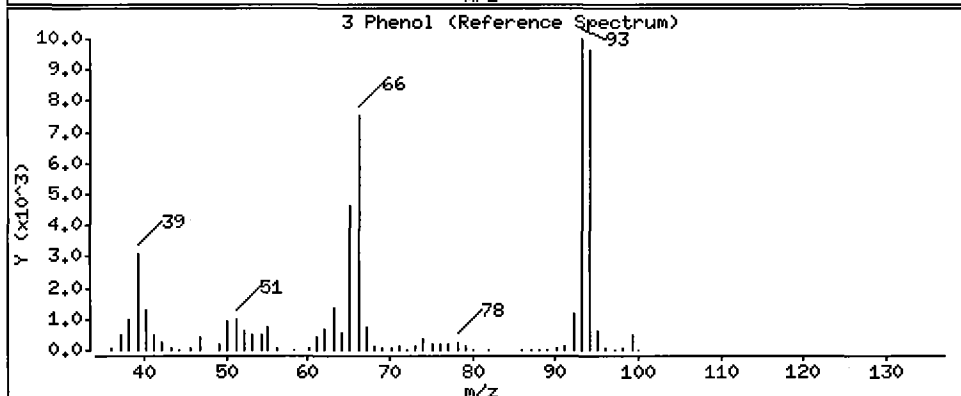
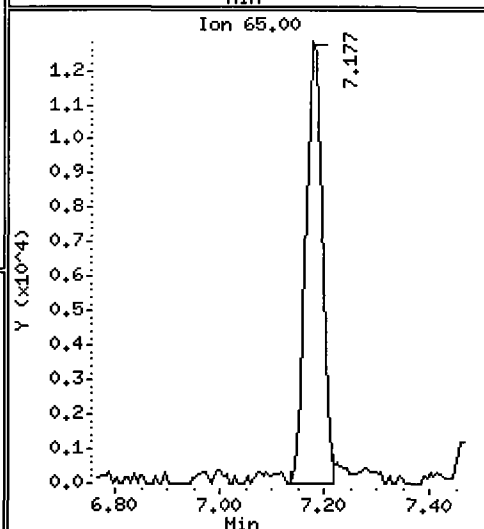
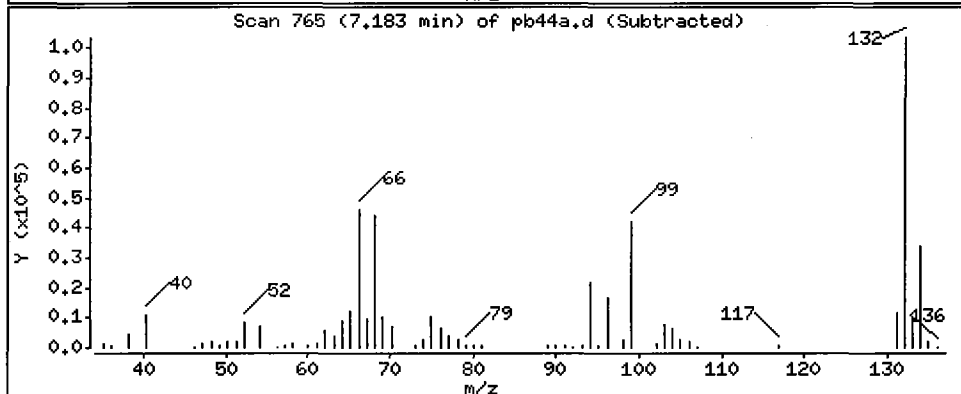
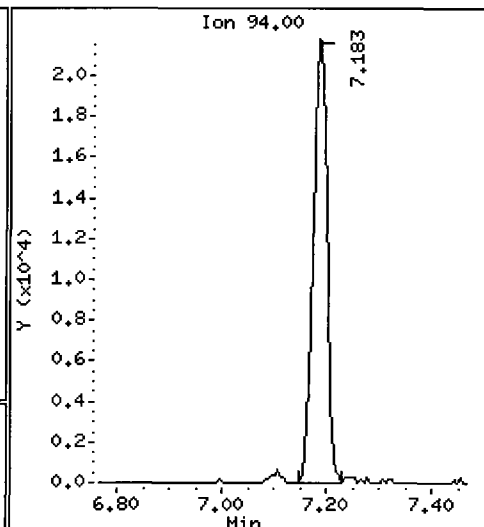
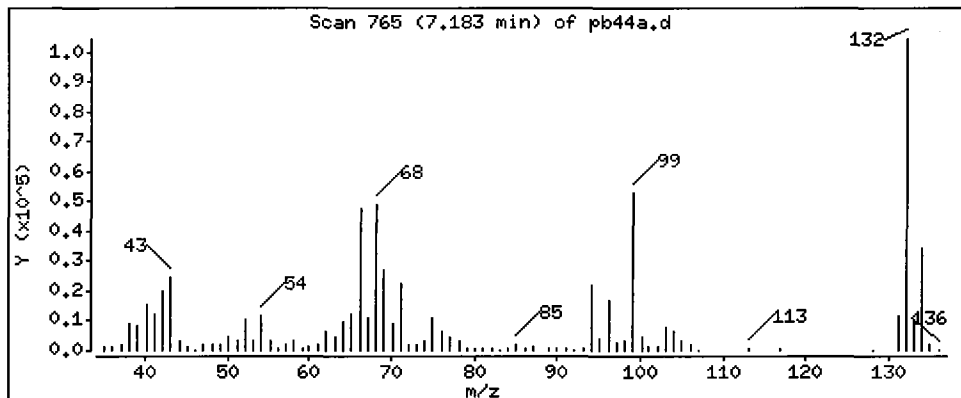
Operator: LJR/VTS

Column phase: ZB-5

Column diameter: 0.32

3 Phenol

Concentration: 40.81 ug/kg



Date : 16-JUN-2009 14:49

Client ID: 3SED4-A

Instrument: nt4.i

Sample Info: PB44A

Volume Injected (uL): 1.0

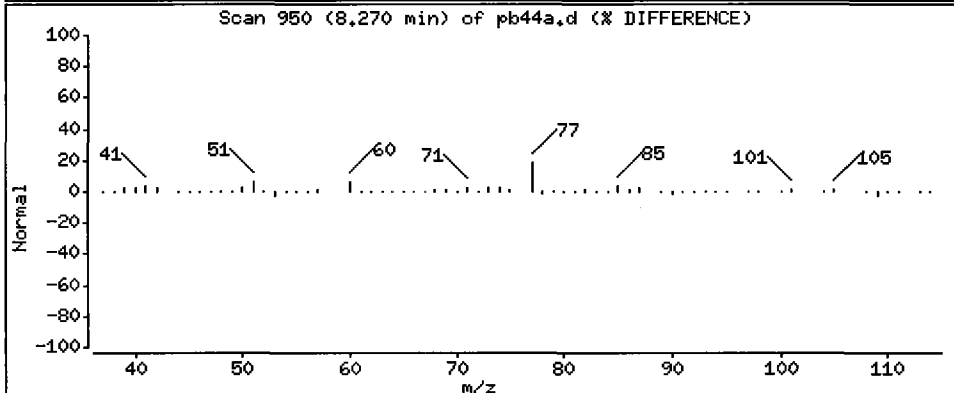
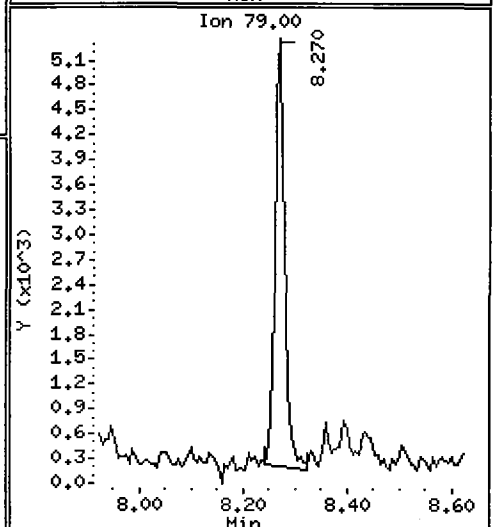
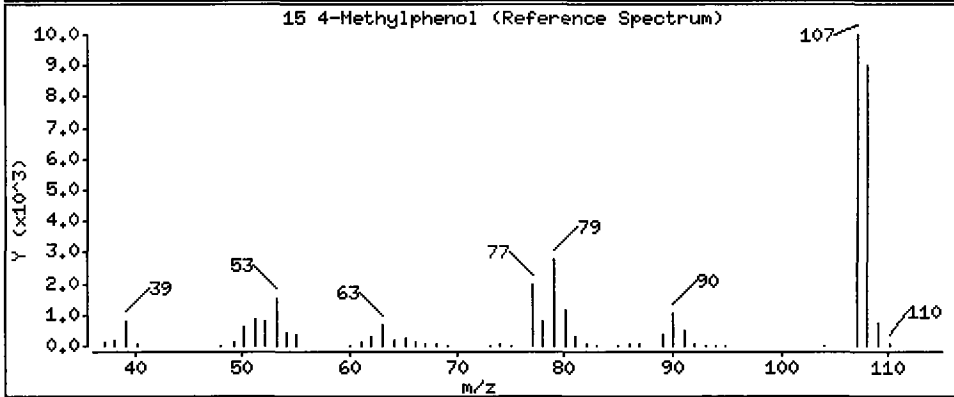
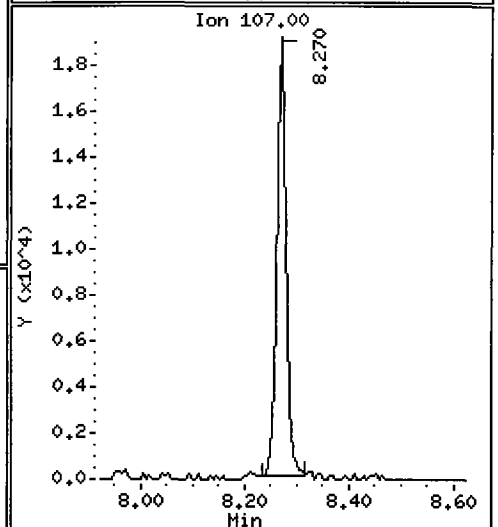
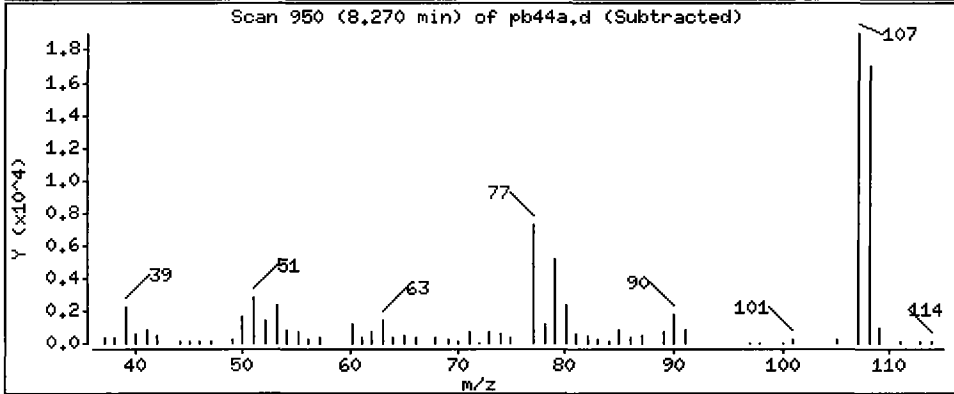
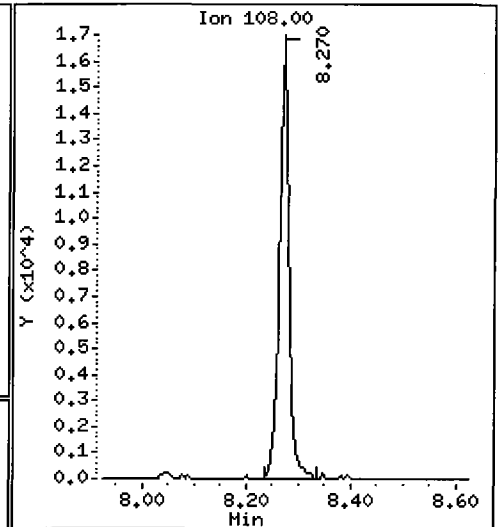
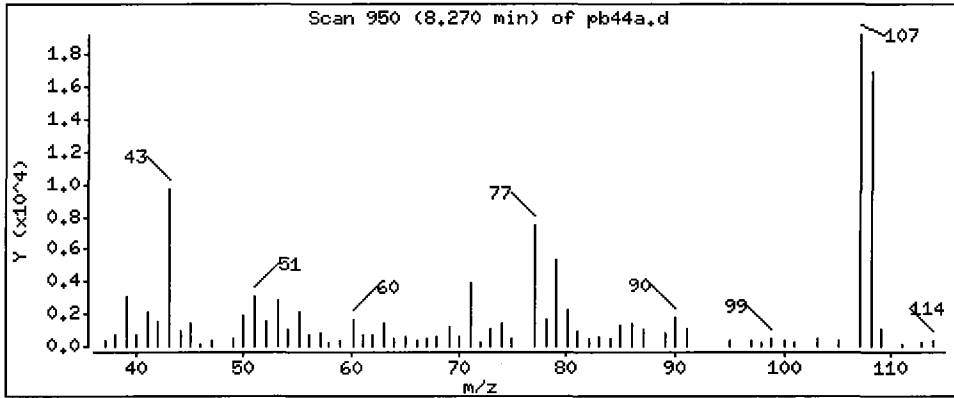
Operator: LJR/VTS

Column phase: ZB-5

Column diameter: 0.32

15 4-Methylphenol

Concentration: 34.10 ug/kg



Date : 16-JUN-2009 14:49

Client ID: 3SED4-A

Instrument: nt4.i

Sample Info: PB44A

Volume Injected (uL): 1.0

Operator: LJR/VTS

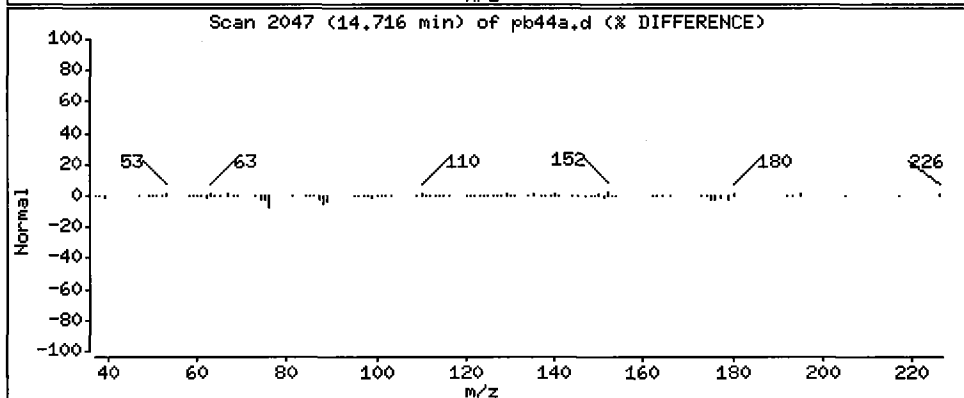
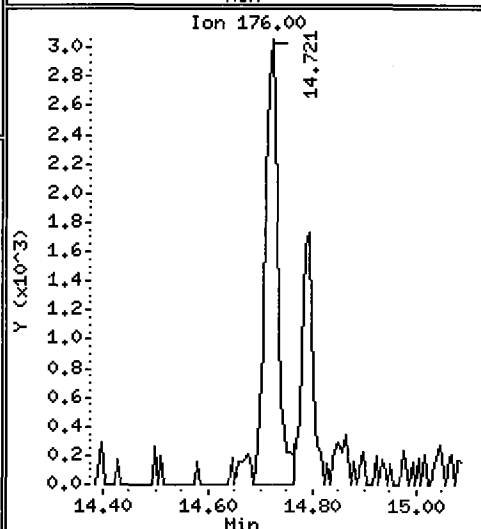
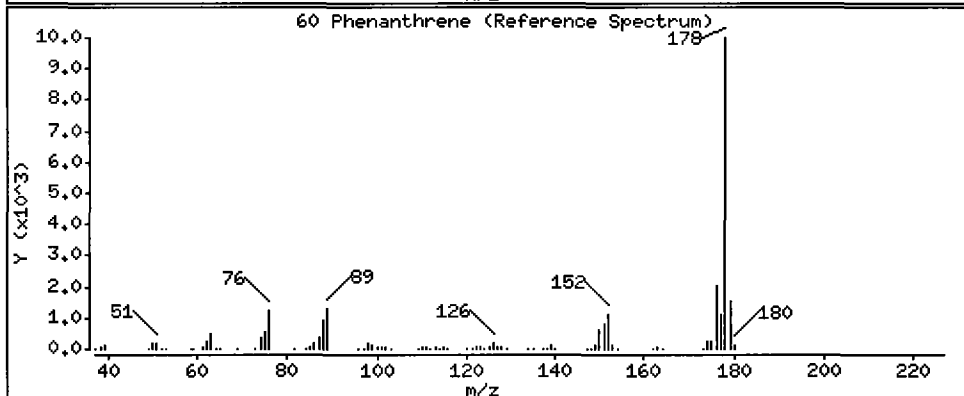
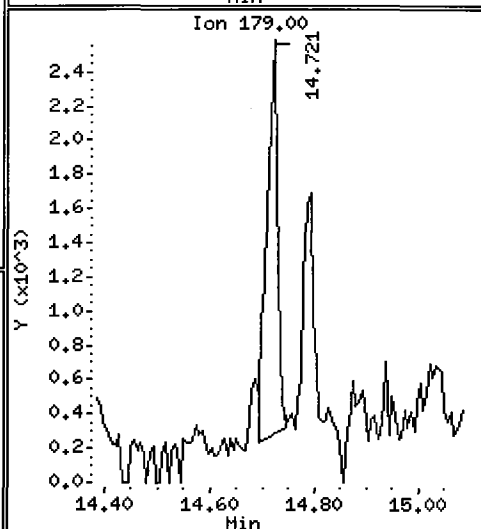
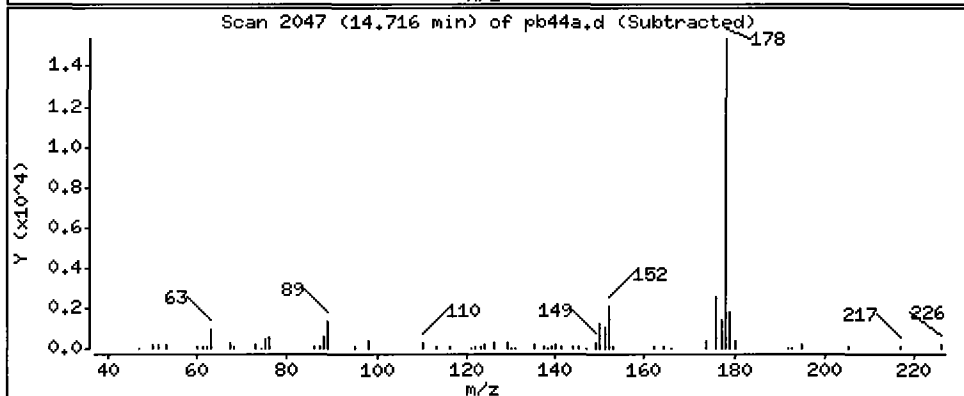
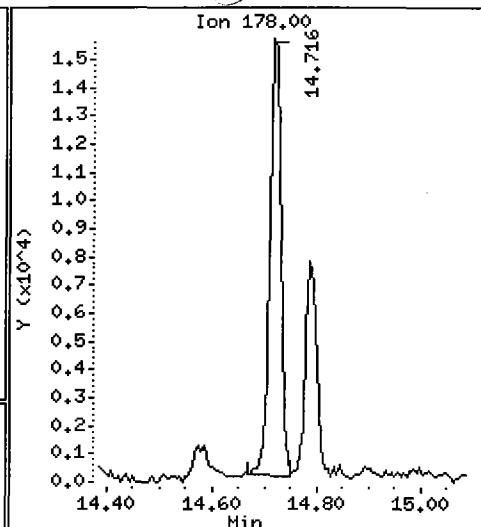
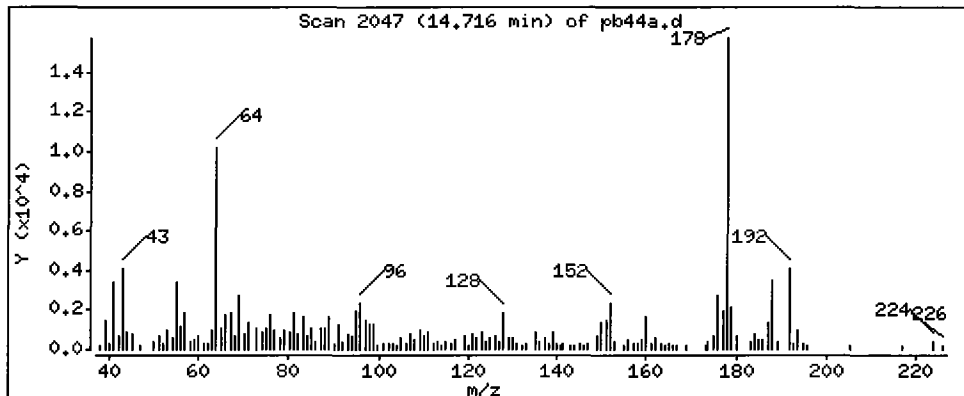
Column phase: ZB-5

Column diameter: 0.32

60 Phenanthrene

Concentration: 12.69 ug/kg

OK



Date : 16-JUN-2009 14:49

Client ID: 3SED4-A

Instrument: nt4.i

Sample Info: PB44A

Volume Injected (uL): 1.0

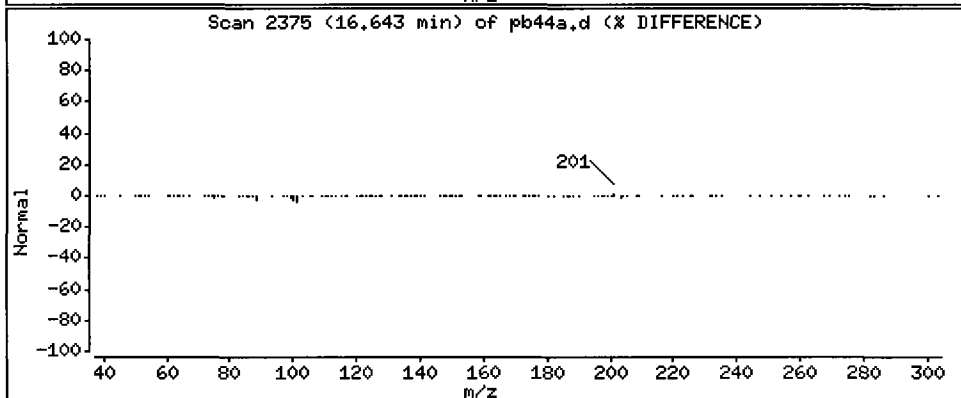
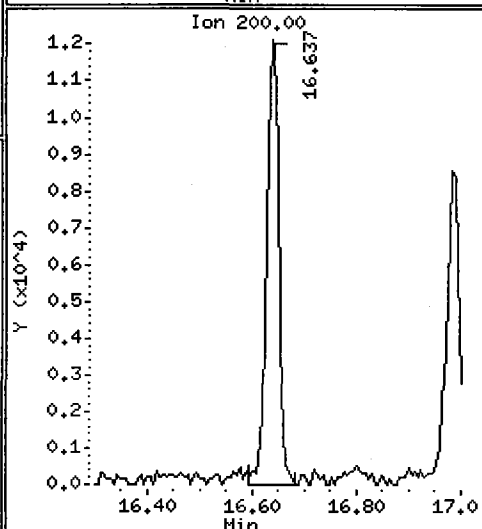
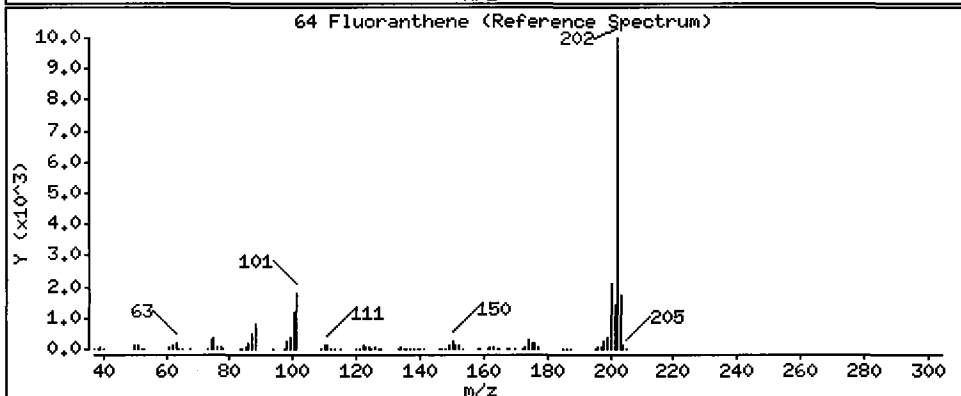
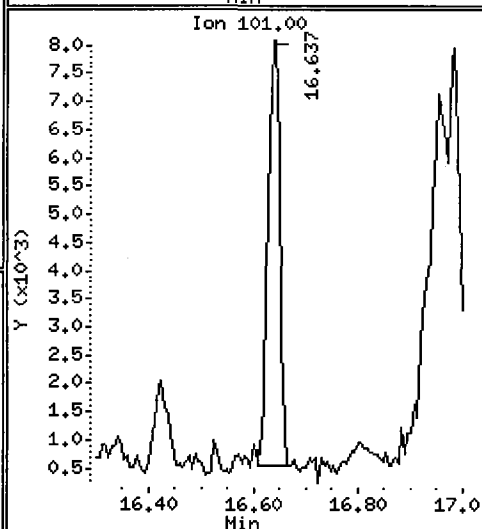
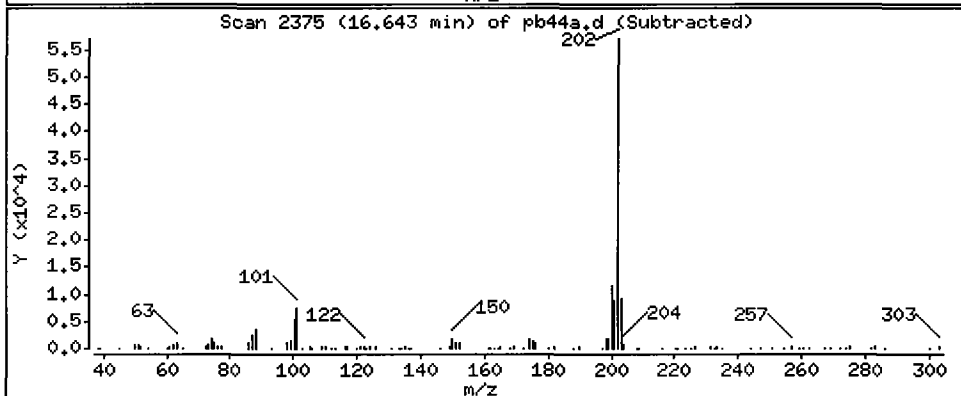
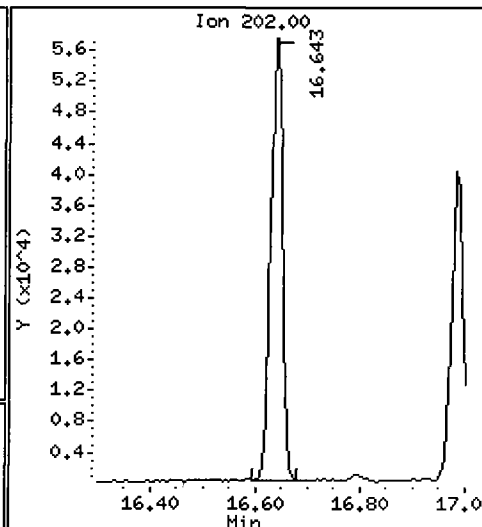
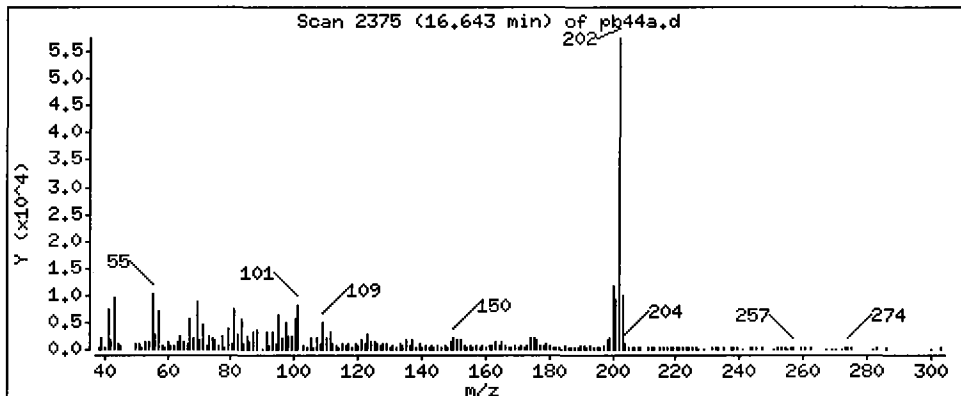
Operator: LJR/VTS

Column phase: ZB-5

Column diameter: 0.32

64 Fluoranthene

Concentration: 51.08 ug/kg



Date: 16-JUN-2009 14:49

Client ID: 3SED4-A

Instrument: nt4.i

Sample Info: PB44A

Volume Injected (uL): 1.0

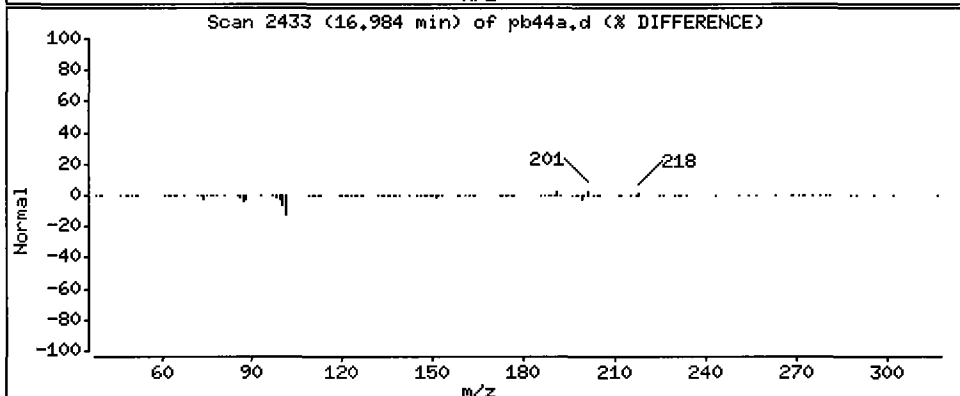
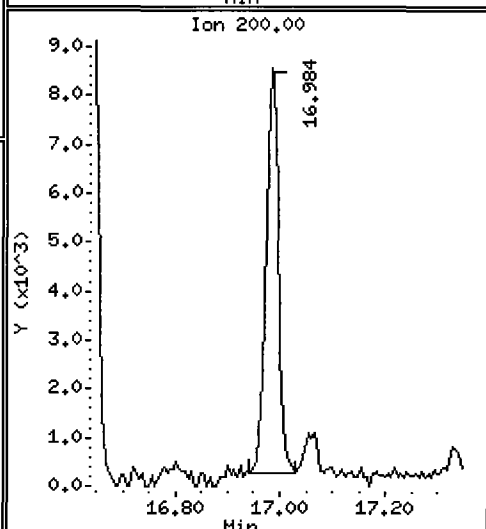
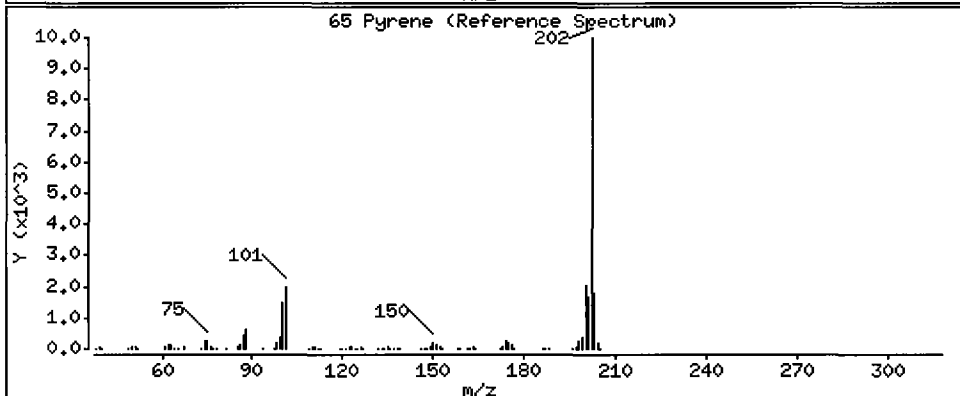
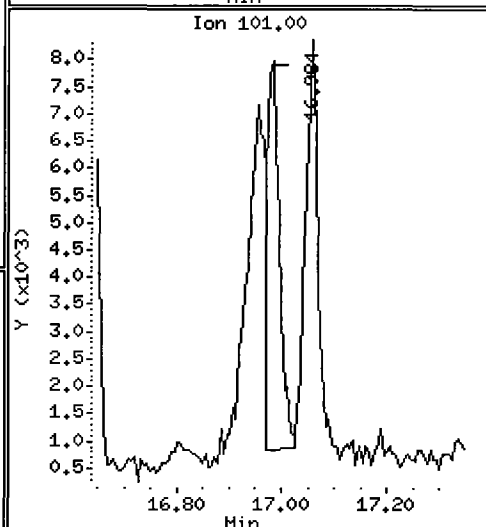
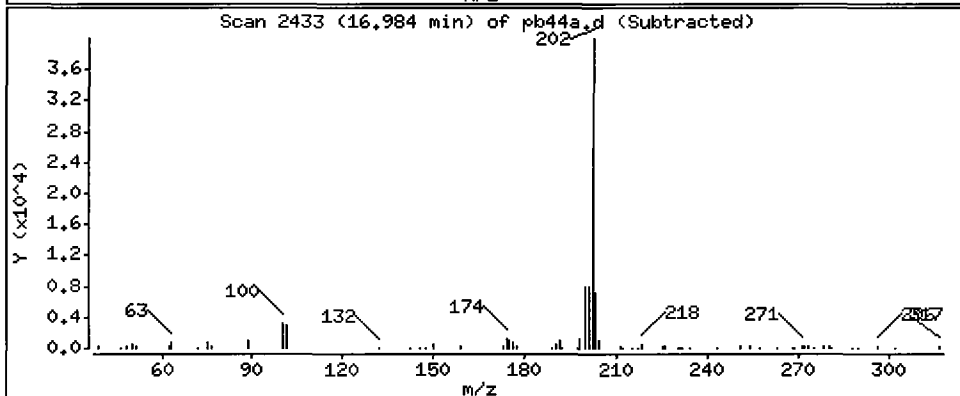
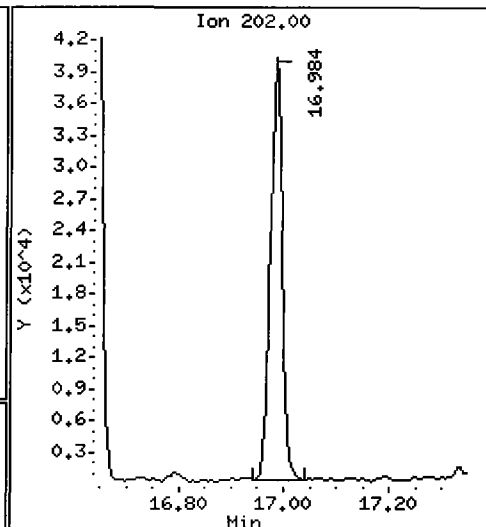
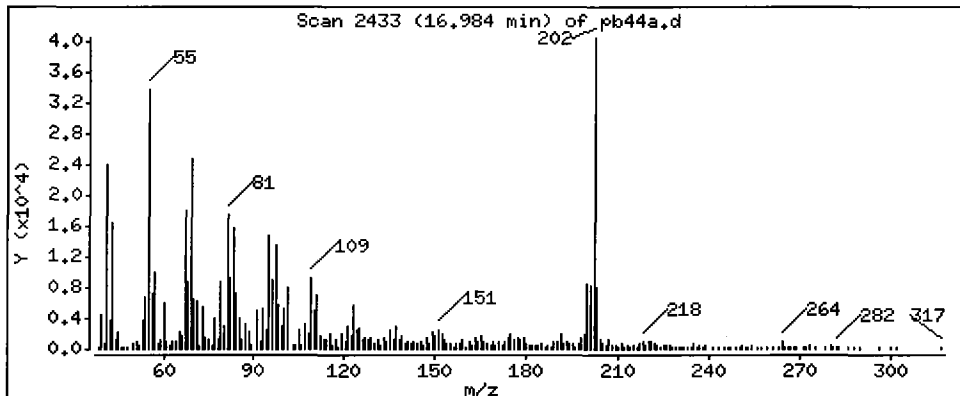
Operator: LJR/VTS

Column phase: ZB-5

Column diameter: 0.32

65 Pyrene

Concentration: 31.99 ug/kg



Date : 16-JUN-2009 14:49

Client ID: 3SED4-A

Instrument: nt4.i

Sample Info: PB44A

Volume Injected (uL): 1.0

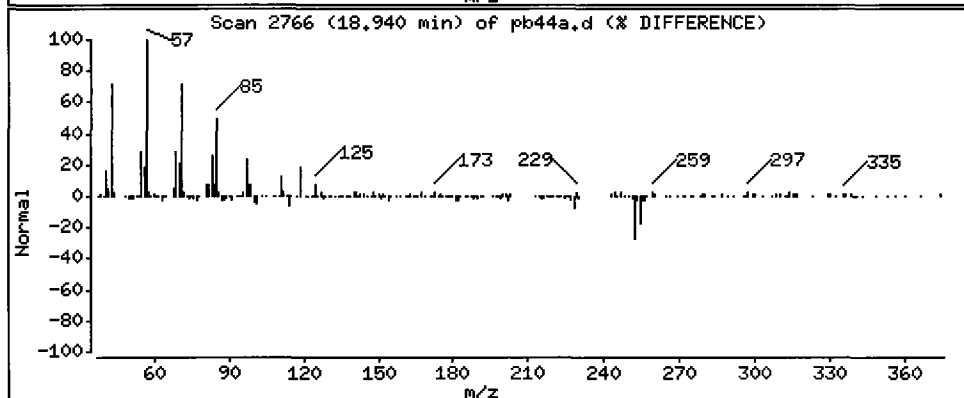
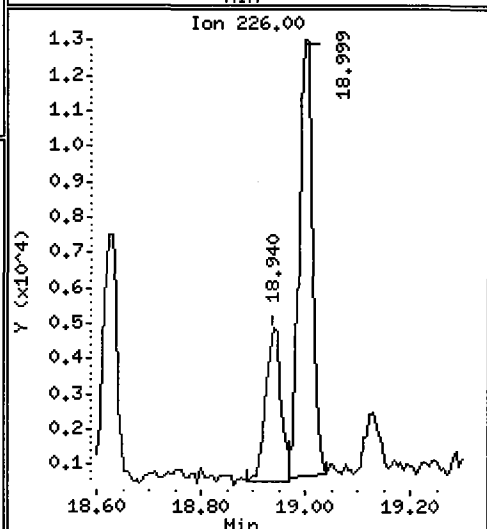
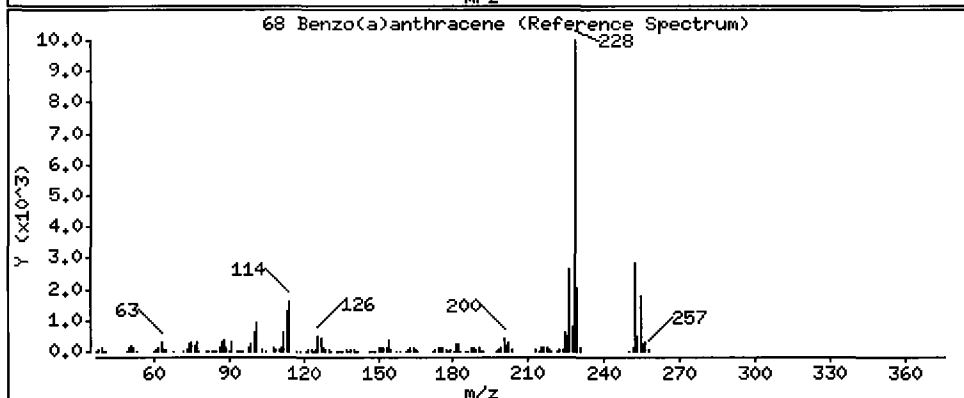
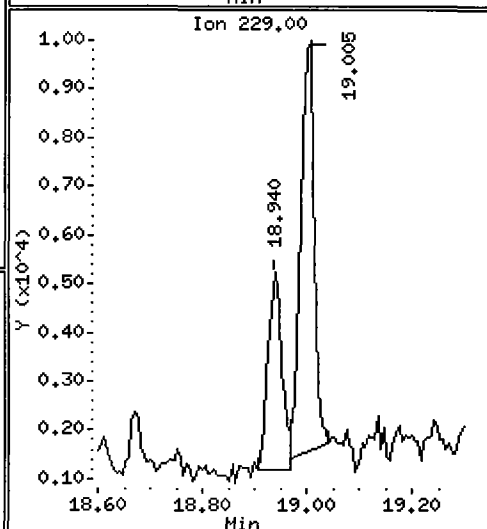
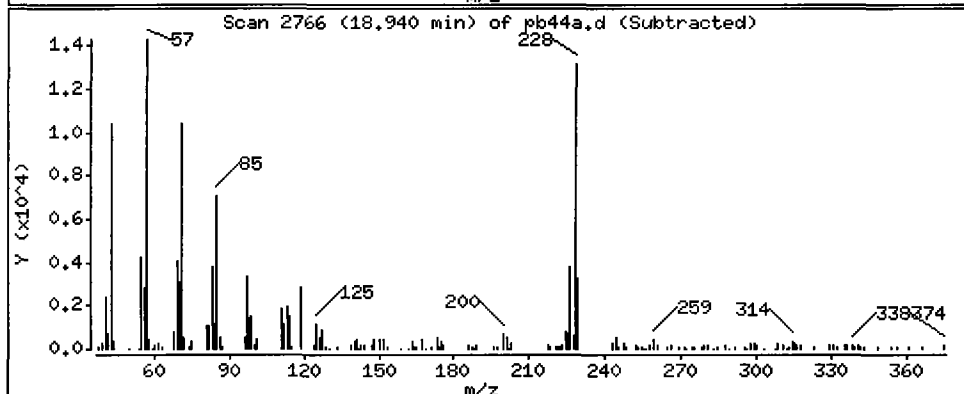
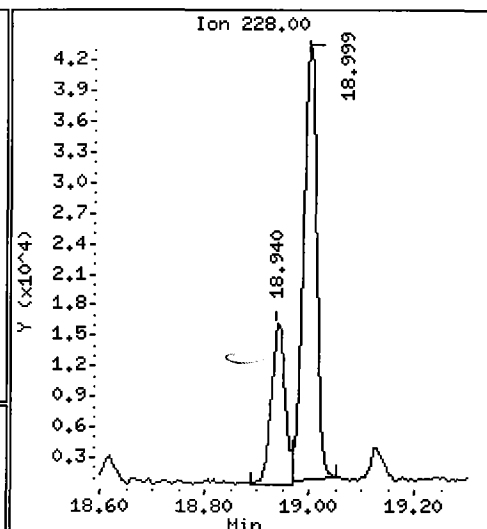
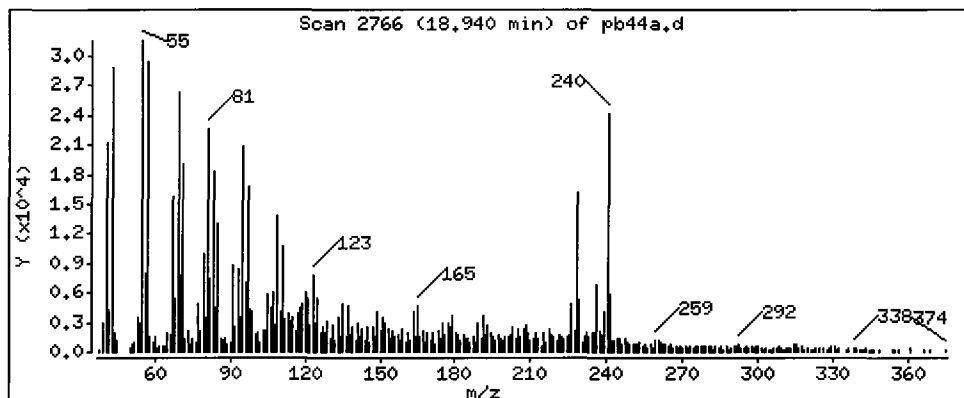
Operator: LJR/VTS

Column phase: ZB-5

Column diameter: 0.32

68 Benzo(a)anthracene

Concentration: 19.31 ug/kg



Date : 16-JUN-2009 14:49

Client ID: 3SED4-A

Instrument: nt4.i

Sample Info: PB44A

Volume Injected (uL): 1.0

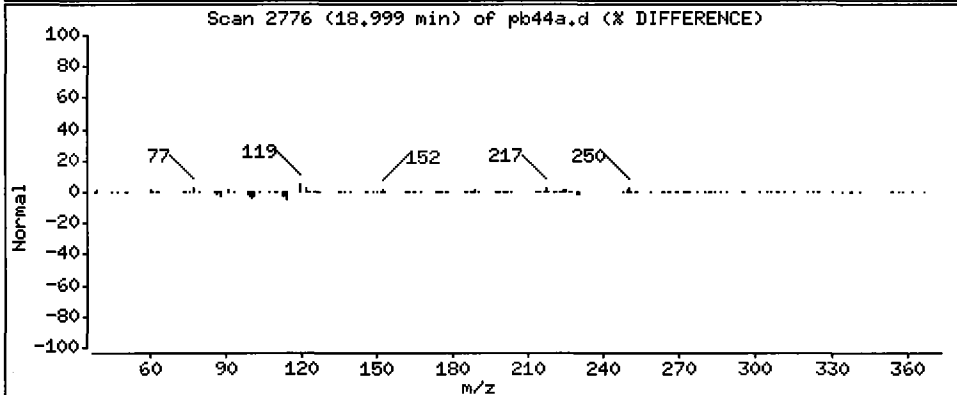
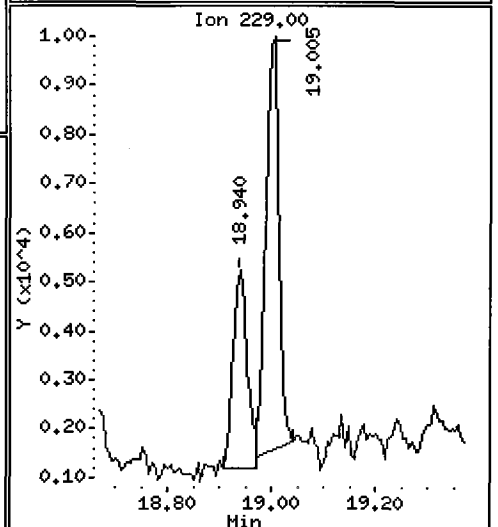
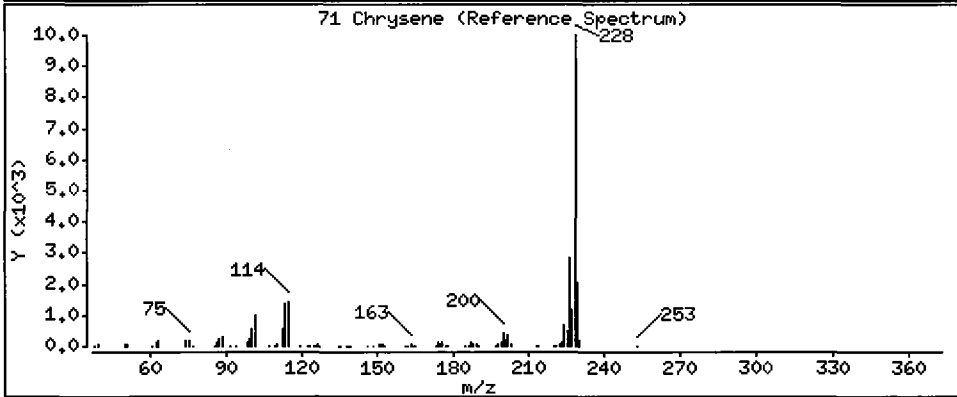
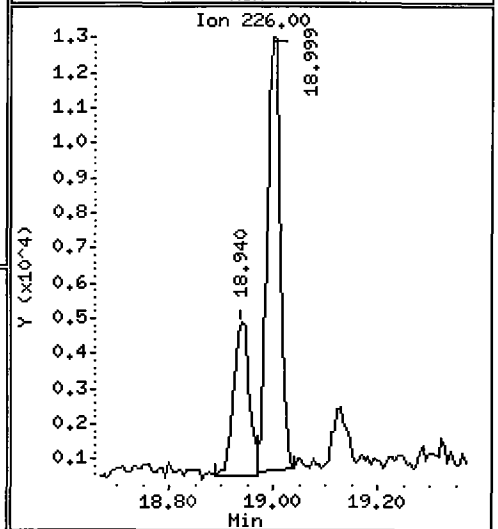
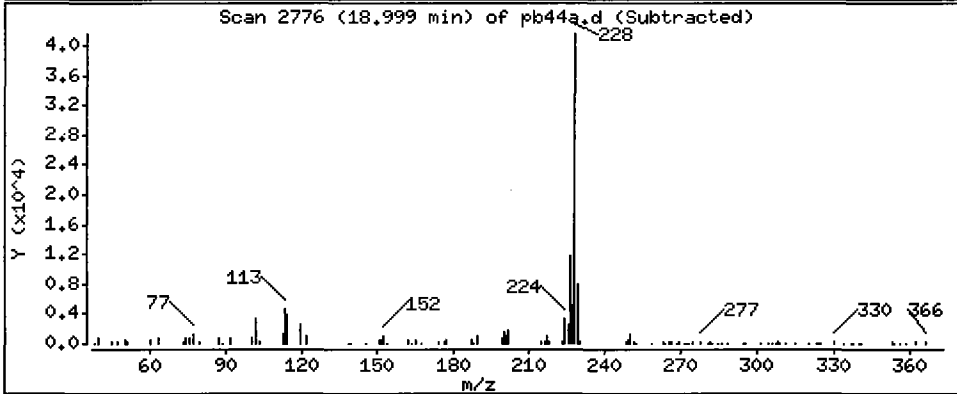
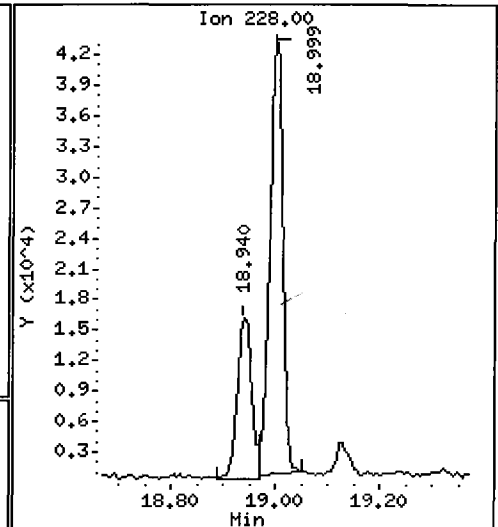
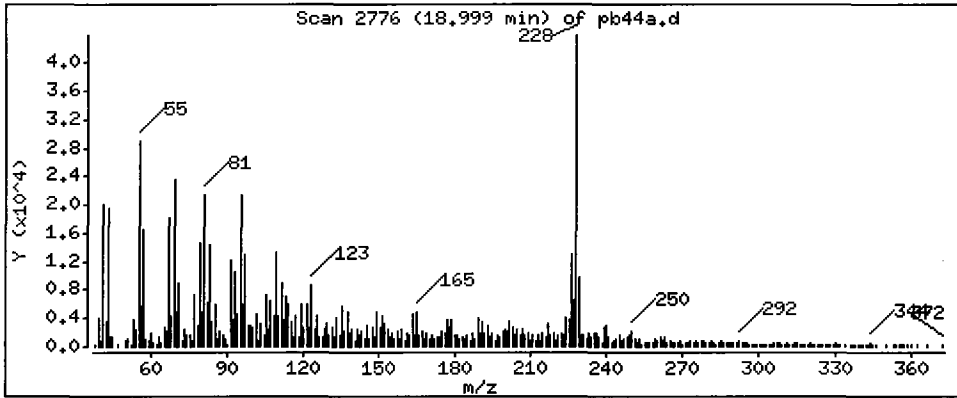
Operator: LJR/VTS

Column phase: ZB-5

Column diameter: 0.32

71 Chrysene

Concentration: 47.35 ug/kg



Date : 16-JUN-2009 14:49

Client ID: 3SED4-A

Instrument: nt4.i

Sample Info: PB44A

Volume Injected (uL): 1.0

Operator: LJR/VTS

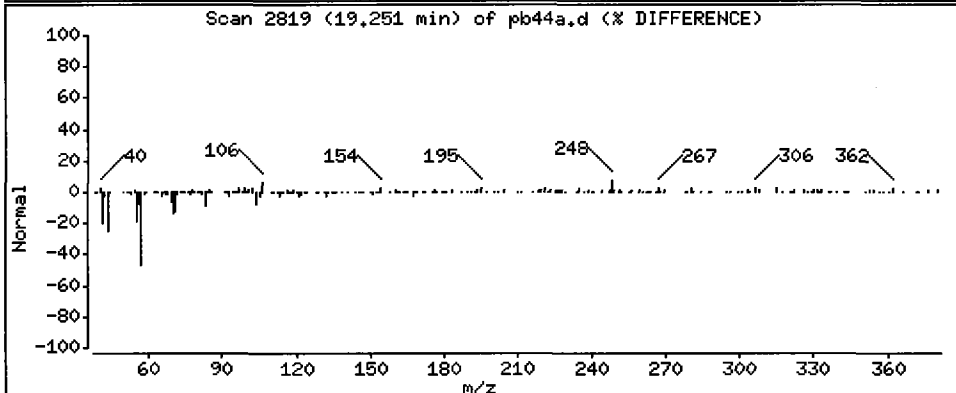
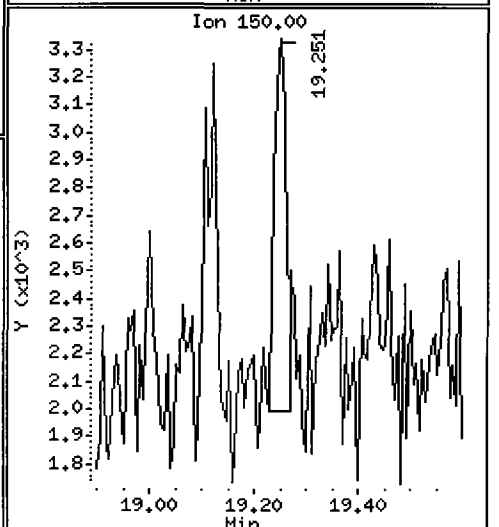
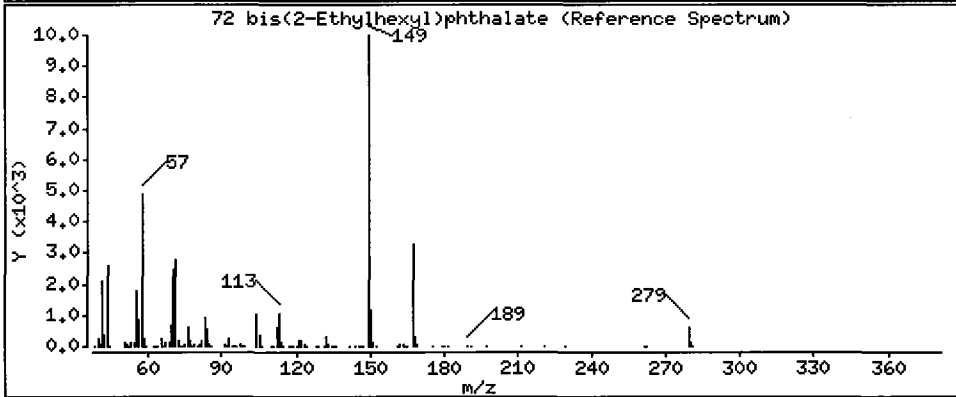
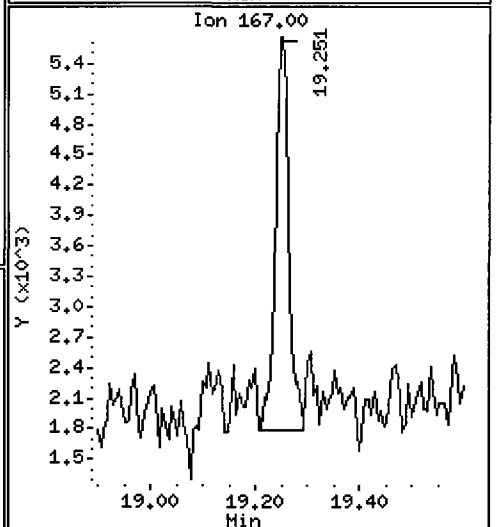
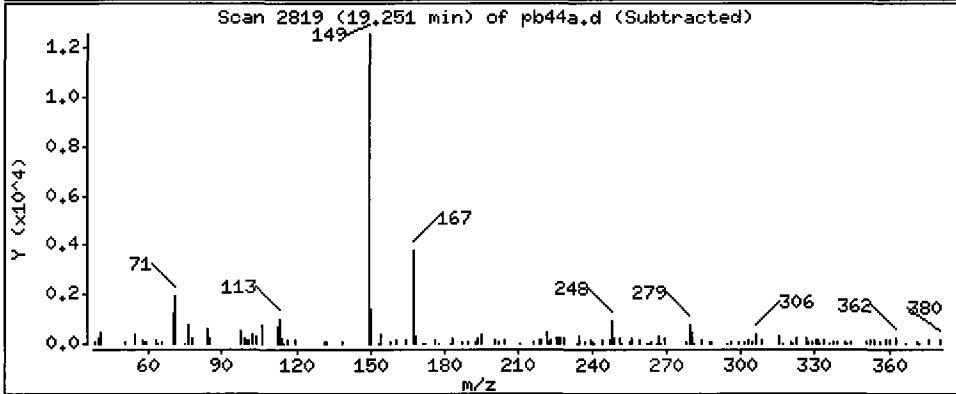
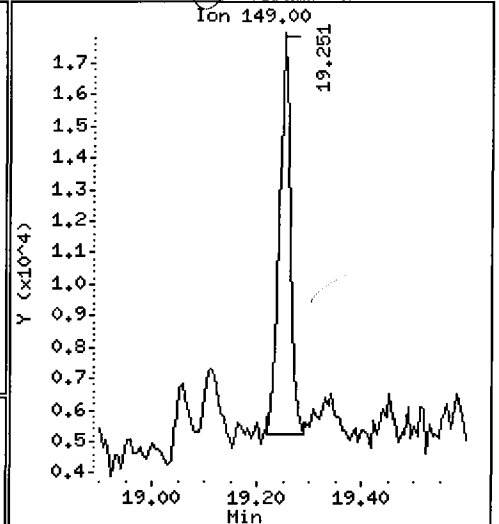
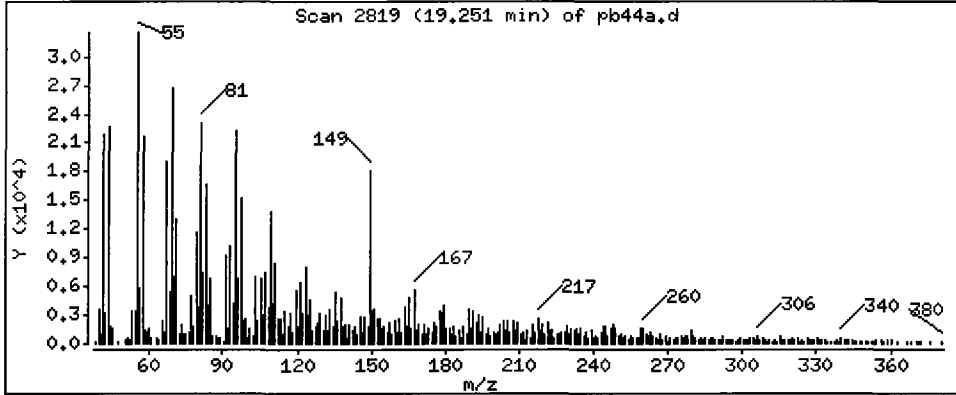
Column phase: ZB-5

Column diameter: 0.32

72 bis(2-Ethylhexyl)phthalate

Concentration: 14.96 ug/kg

Handwritten signature



Date : 16-JUN-2009 14:49

Client ID: 3SED4-A

Instrument: nt4.i

Sample Info: PB44A

Volume Injected (uL): 1.0

Operator: LJR/VTS

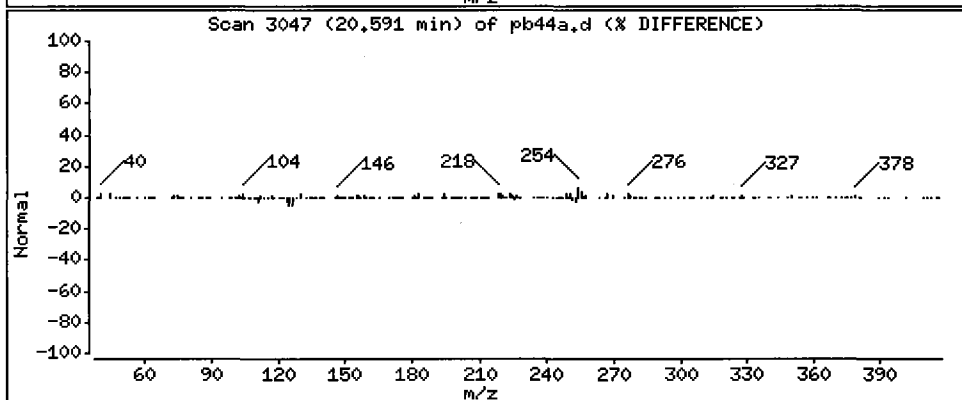
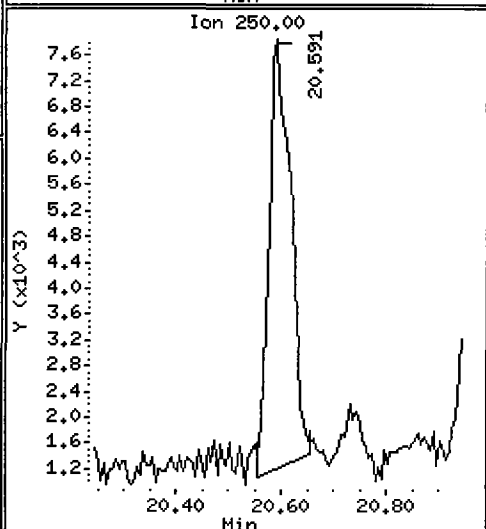
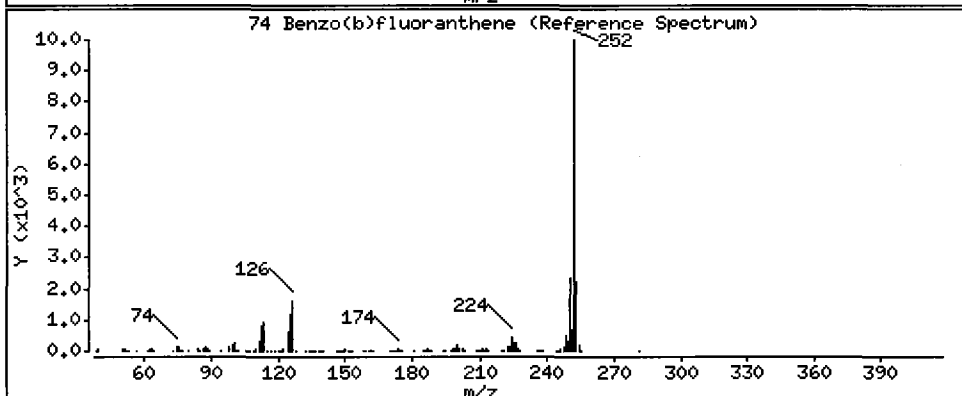
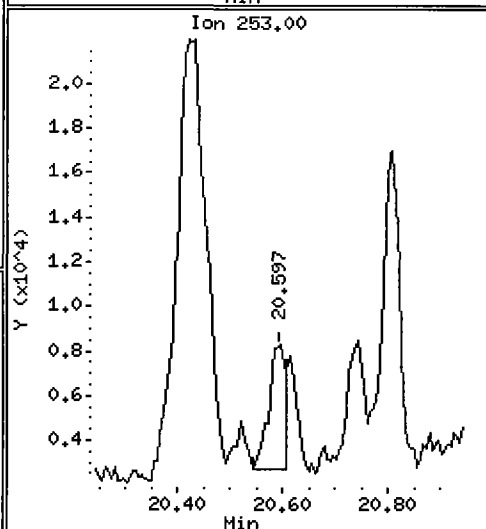
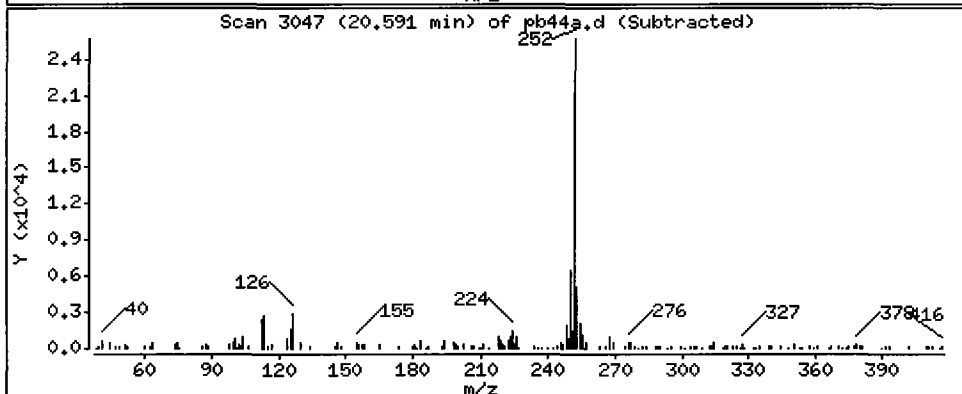
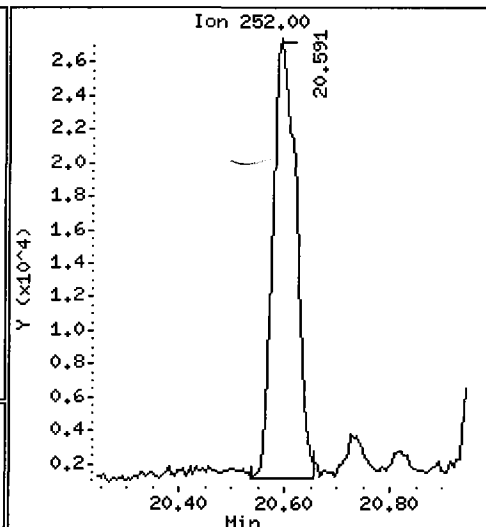
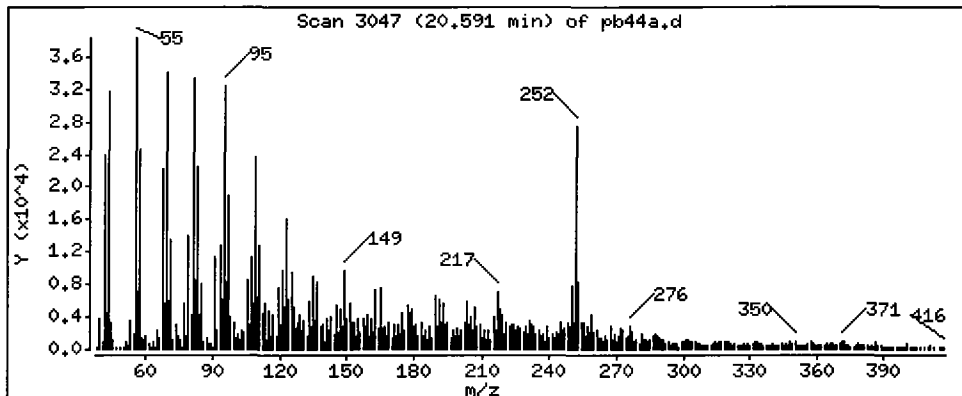
Column phase: ZB-5

Column diameter: 0,32

112

74 Benzo(b)fluoranthene

Concentration: 47,98 ug/kg



Date : 16-JUN-2009 14:49

Client ID: 3SED4-A

Instrument: nt4.i

Sample Info: PB44A

Volume Injected (uL): 1.0

Operator: LJR/VTS

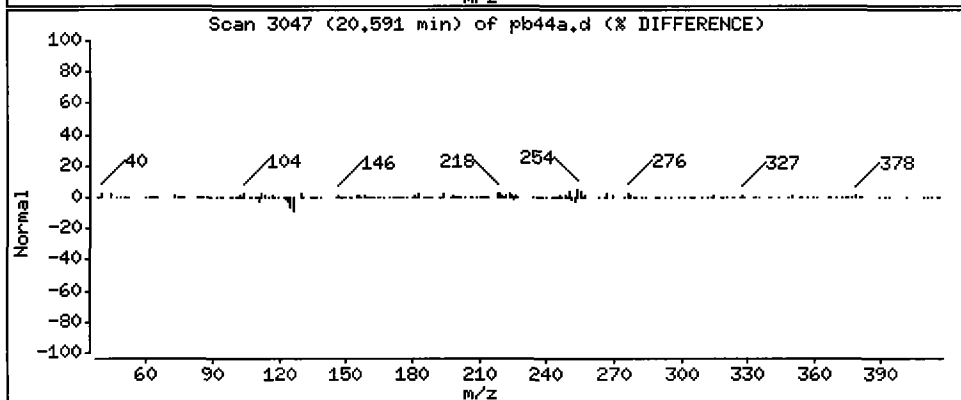
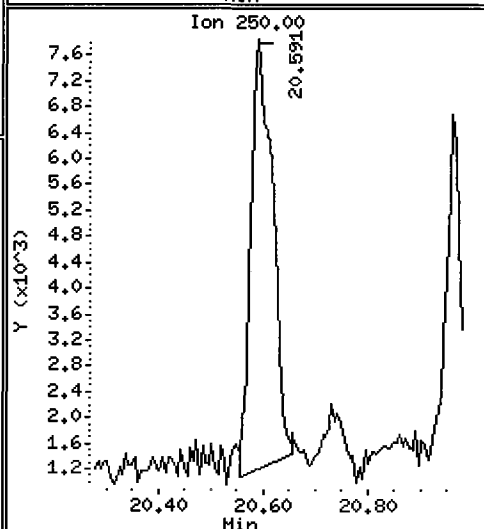
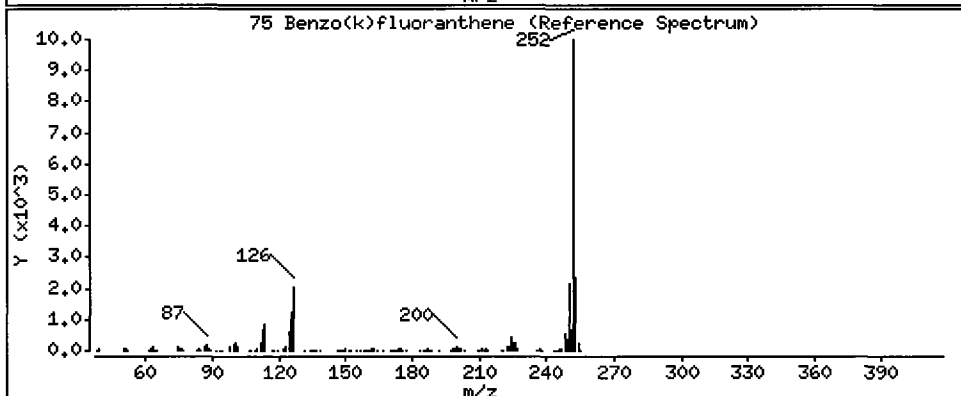
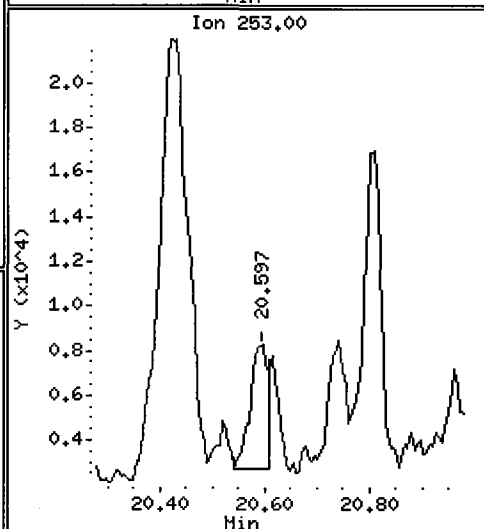
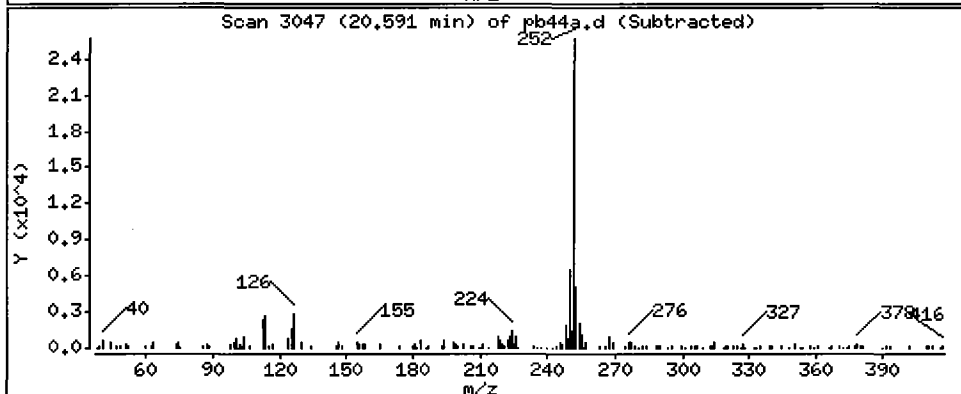
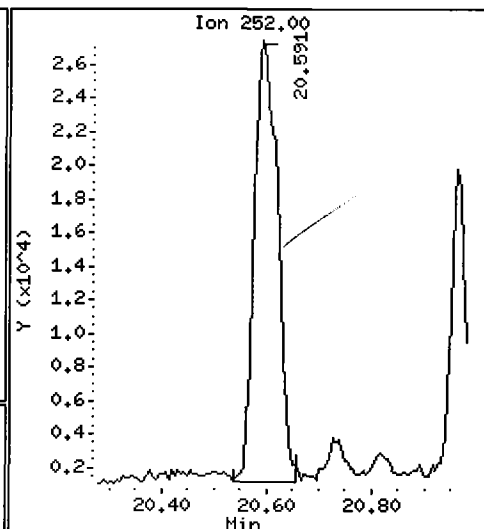
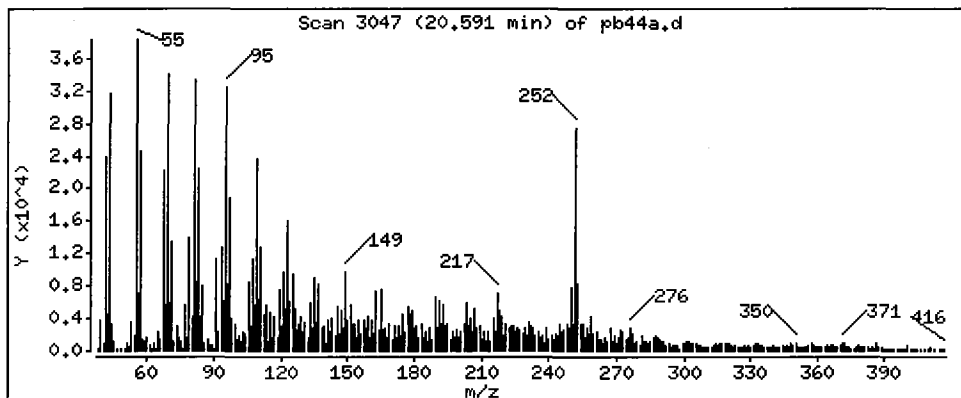
Column phase: ZB-5

Column diameter: 0.32

112

75 Benzo(k)fluoranthene

Concentration: 46.36 ug/kg



Date : 16-JUN-2009 14:49

Client ID: 3SED4-A

Instrument: nt4.i

Sample Info: PB44A

Volume Injected (uL): 1.0

Operator: LJR/VTS

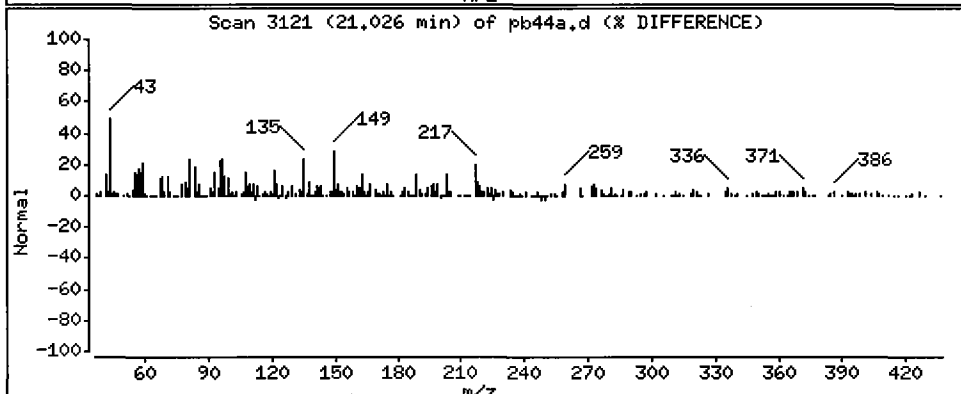
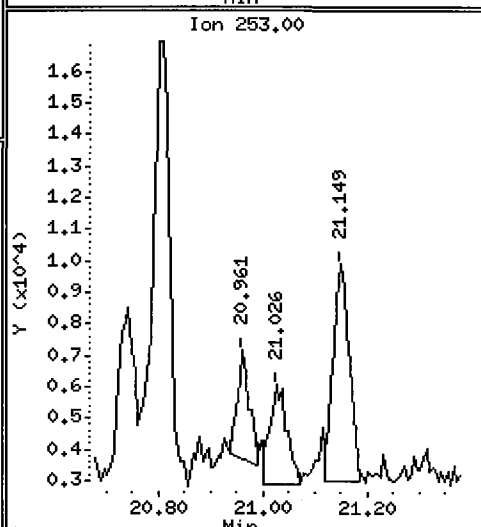
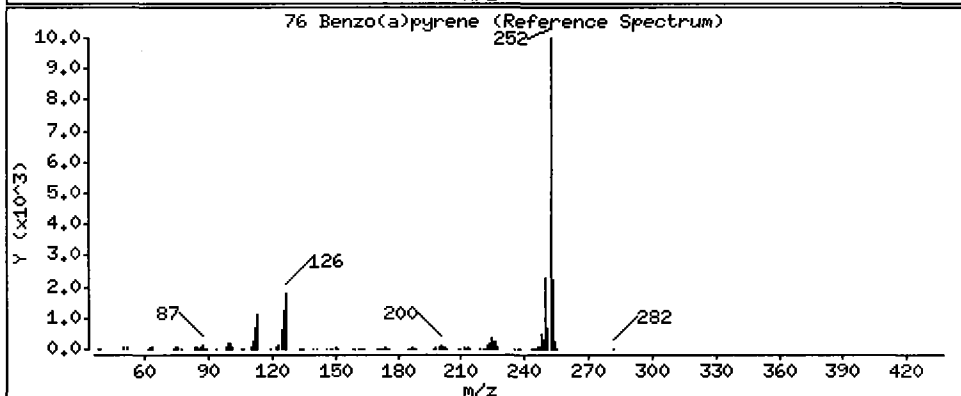
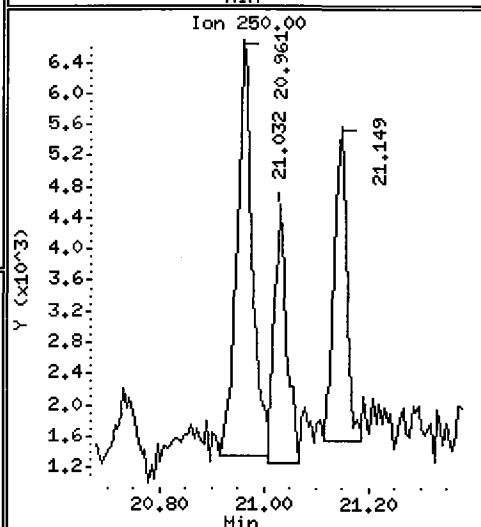
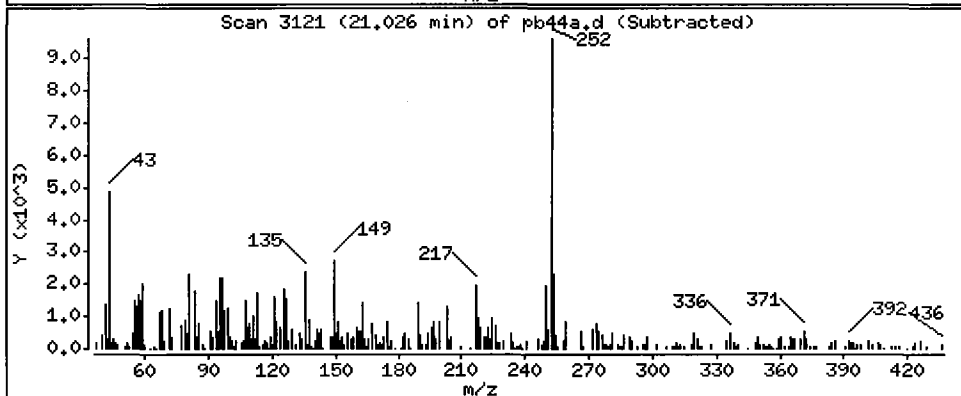
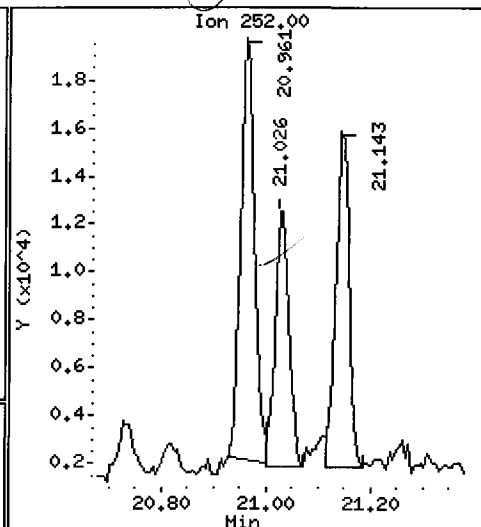
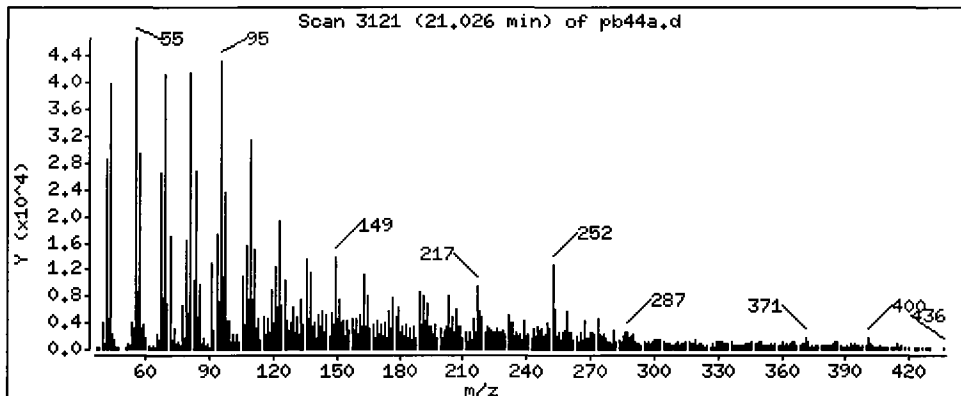
Column phase: ZB-5

Column diameter: 0.32

76 Benzo(a)pyrene

Concentration: 13.66 ug/kg

OK



Date: 16-JUN-2009 14:49

Client ID: 3SED4-A

Instrument: nt4.i

Sample Info: PB44A

Volume Injected (uL): 1.0

Operator: LJR/VTS

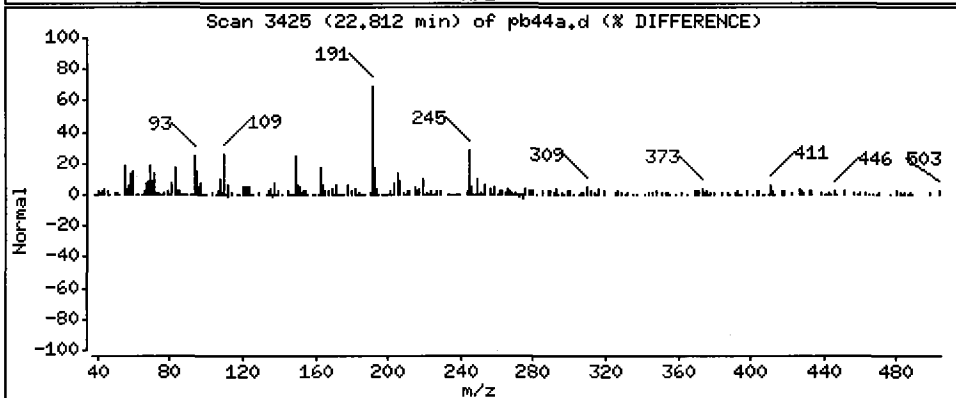
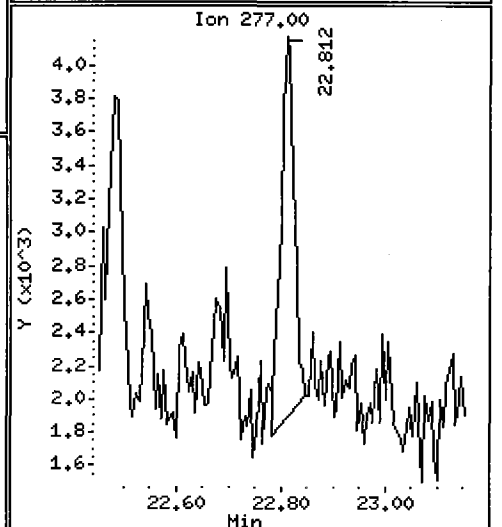
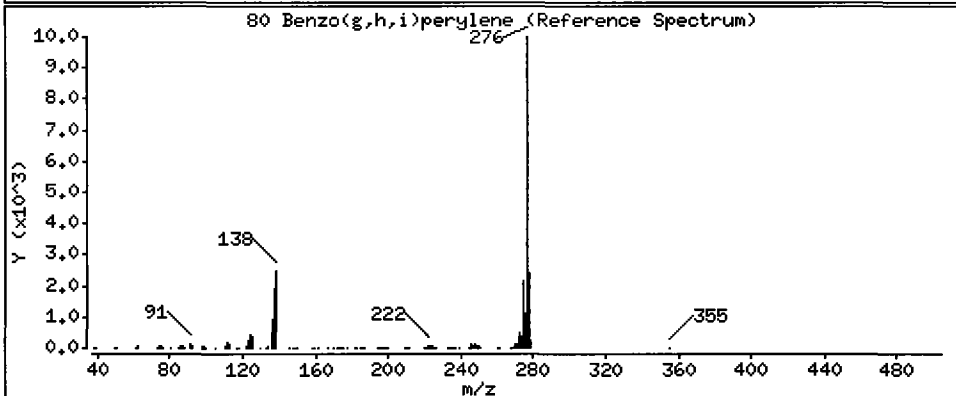
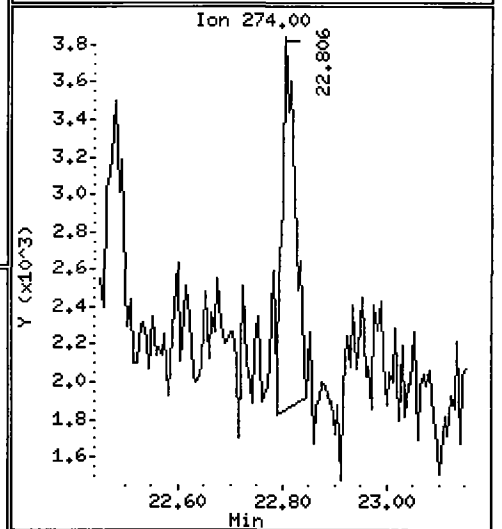
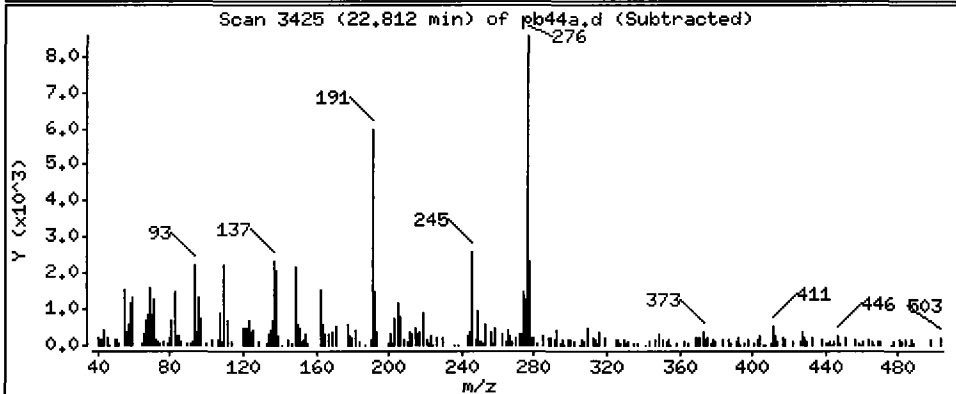
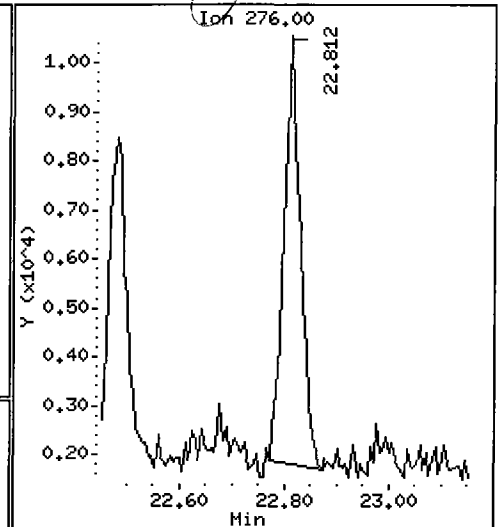
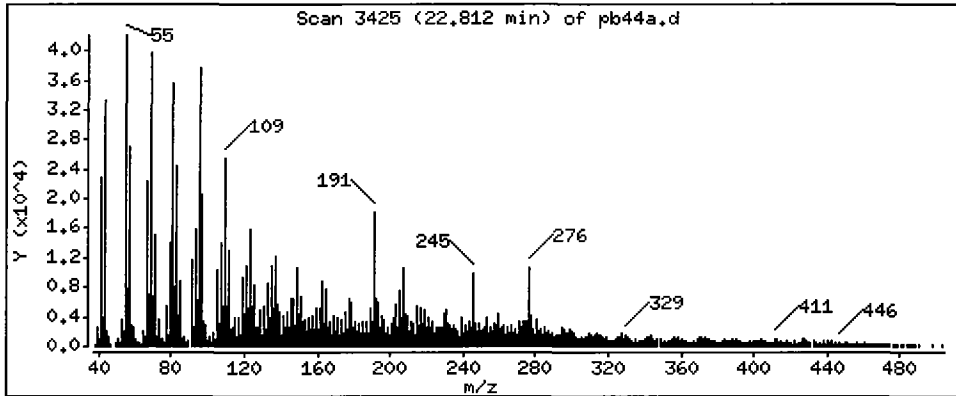
Column phase: ZB-5

Column diameter: 0.32

80 Benzo(g,h,i)perylene

Concentration: 11.39 ug/kg

Handwritten signature



ORGANICS ANALYSIS DATA SHEET

PSDDA Semivolatiles by SW8270D GC/MS

Page 1 of 1


Sample ID: 3SED4-B

SAMPLE

Lab Sample ID: PB44B

LIMS ID: 09-12788

Matrix: Sediment

Data Release Authorized: 

Reported: 06/17/09

QC Report No: PB44-ENVIRONMENTAL SCIENCE CORP.

Project: JELD-WEN NORD DOOR

NA

Date Sampled: 06/04/09

Date Received: 06/04/09

Date Extracted: 06/10/09

Date Analyzed: 06/16/09 15:23

Instrument/Analyst: NT4/LJR

GPC Cleanup: Yes

Sample Amount: 26.1 g-dry-wt

Final Extract Volume: 0.5 mL

Dilution Factor: 1.00

Percent Moisture: 22.5%

CAS Number	Analyte	RL	Result
108-95-2	Phenol	19	61
541-73-1	1,3-Dichlorobenzene	19	< 19 U
106-46-7	1,4-Dichlorobenzene	19	< 19 U
100-51-6	Benzyl Alcohol	19	< 19 U
95-50-1	1,2-Dichlorobenzene	19	< 19 U
95-48-7	2-Methylphenol	19	< 19 U
106-44-5	4-Methylphenol	19	18 J
67-72-1	Hexachloroethane	19	< 19 U
105-67-9	2,4-Dimethylphenol	19	< 19 U
65-85-0	Benzoic Acid	190	< 190 U
120-82-1	1,2,4-Trichlorobenzene	19	< 19 U
91-20-3	Naphthalene	19	< 19 U
87-68-3	Hexachlorobutadiene	19	< 19 U
91-57-6	2-Methylnaphthalene	19	< 19 U
131-11-3	Dimethylphthalate	19	< 19 U
208-96-8	Acenaphthylene	19	< 19 U
83-32-9	Acenaphthene	19	< 19 U
132-64-9	Dibenzofuran	19	< 19 U
84-66-2	Diethylphthalate	19	< 19 U
86-73-7	Fluorene	19	< 19 U
86-30-6	N-Nitrosodiphenylamine	19	< 19 U
118-74-1	Hexachlorobenzene	19	< 19 U
87-86-5	Pentachlorophenol	96	< 96 U
85-01-8	Phenanthrene	19	21
120-12-7	Anthracene	19	14 J
84-74-2	Di-n-Butylphthalate	19	< 19 U
206-44-0	Fluoranthene	19	71
129-00-0	Pyrene	19	54
85-68-7	Butylbenzylphthalate	19	< 19 U
56-55-3	Benzo (a) anthracene	19	26
117-81-7	bis (2-Ethylhexyl)phthalate	19	21
218-01-9	Chrysene	19	45
117-84-0	Di-n-Octyl phthalate	19	< 19 U
205-99-2	Benzo (b) fluoranthene	19	24
207-08-9	Benzo (k) fluoranthene	19	24
50-32-8	Benzo (a) pyrene	19	21
193-39-5	Indeno (1,2,3-cd) pyrene	19	11 J
53-70-3	Dibenz (a,h) anthracene	19	< 19 U
191-24-2	Benzo (g,h,i) perylene	19	17 J
90-12-0	1-Methylnaphthalene	19	< 19 U

Reported in µg/kg (ppb)

Semivolatile Surrogate Recovery

d5-Nitrobenzene	62.0%	2-Fluorobiphenyl	72.0%
d14-p-Terphenyl	75.6%	d4-1,2-Dichlorobenzene	56.0%
d5-Phenol	72.0%	2-Fluorophenol	61.1%
2,4,6-Tribromophenol	91.5%	d4-2-Chlorophenol	73.9%

Analytical Resources, Inc.

Semivolatiles Report SW846 Method 8270D

Data file : /chem3/nt4.i/20090616.b/pb44b.d
 Lab Smp Id: PB44B Client Smp ID: 3SED4-B
 Inj Date : 16-JUN-2009 15:23
 Operator : LJR/VTS Inst ID: nt4.i
 Smp Info : PB44B
 Misc Info : 09-12788
 Comment : 1ul Injection
 Method : /chem3/nt4.i/20090616.b/SW846.m
 Meth Date : 17-Jun-2009 10:11 jeff Quant Type: ISTD
 Cal Date : 08-MAY-2009 15:22 Cal File: c800508.d
 Als bottle: 5
 Dil Factor: 1.00000
 Integrator: HP RTE Compound Sublist: PSSDA.sub
 Target Version: 3.50

LJR
6/17/09

Concentration Formula: Amt * DF * Vt / (Ws * (100 - M) / 100) * CpndVariable

Name	Value	Description
DF	1.00000	Dilution Factor
Vt	500.00000	Volume of final extract (uL)
Ws	33.70000	Weight of sample extracted (g)
M	22.50000	% Moisture

Cpnd Variable

Local Compound Variable

Compounds	QUANT SIG	RT	EXP RT	REL RT	RESPONSE	CONCENTRATIONS	
						ON-COLUMN (ug/mL)	FINAL (ug/kg)
\$ 1 2-Fluorophenol	112	5.511	5.475	(0.738)	281894	22.9460	439.3
\$ 2 Phenol-d5	99	7.180	7.091	(0.961)	451582	26.9944	516.8
3 Phenol	94	7.203	7.114	(0.965)	60756	3.17913	60.86
\$ 5 2-Chlorophenol-d4	132	7.180	7.167	(0.961)	285833	27.6656	529.6
4 Bis(2-Chloroethyl) ether	93	Compound Not Detected.					
6 2-Chlorophenol	128	Compound Not Detected.					
7 1,3-Dichlorobenzene	146	Compound Not Detected.					
* 8 1,4-Dichlorobenzene-d4	152	7.468	7.461	(1.000)	160340	20.0000	
9 1,4-Dichlorobenzene	146	Compound Not Detected.					
\$ 10 1,2-Dichlorobenzene-d4	152	7.761	7.761	(1.039)	105600	13.9997	268.0
12 1,2-Dichlorobenzene	146	Compound Not Detected.					
11 Benzyl alcohol	108	Compound Not Detected.					
14 2,2'-oxybis(1-Chloropropane)	45	Compound Not Detected.					
13 2-Methylphenol	108	Compound Not Detected.					
17 Hexachloroethane	117	Compound Not Detected.					

Compounds	QUANT SIG MASS	RT	EXP RT	REL RT	RESPONSE	CONCENTRATIONS	
						ON-COLUMN (ug/mL)	FINAL (ug/kg)
16 N-Nitroso-di-n-propylamine	70				Compound Not Detected.		
15 4-Methylphenol	108	8.278	8.272	(1.109)	12357	0.95952 LBL	18.37
\$ 18 Nitrobenzene-d5	82	8.402	8.401	(0.884)	258745	15.4604	296.0
19 Nitrobenzene	77				Compound Not Detected.		
20 Isophorone	82				Compound Not Detected.		
21 2-Nitrophenol	139				Compound Not Detected.		
22 2,4-Dimethylphenol	107				Compound Not Detected.		
23 Bis(2-Chloroethoxy)methane	93				Compound Not Detected.		
24 Benzoic acid	105				Compound Not Detected.		
25 2,4-Dichlorophenol	162				Compound Not Detected.		
26 1,2,4-Trichlorobenzene	180				Compound Not Detected.		
* 27 Naphthalene-d8	136	9.500	9.506	(1.000)	589780	20.0000	
28 Naphthalene	128				Compound Not Detected.		
29 4-Chloroaniline	127				Compound Not Detected.		
30 Hexachlorobutadiene	225				Compound Not Detected.		
31 4-Chloro-3-methylphenol	107				Compound Not Detected.		
32 2-Methylnaphthalene	141				Compound Not Detected.		
33 Hexachlorocyclopentadiene	237				Compound Not Detected.		
34 2,4,6-Trichlorophenol	196				Compound Not Detected.		
35 2,4,5-Trichlorophenol	196				Compound Not Detected.		
\$ 36 2-Fluorobiphenyl	172	11.304	11.309	(0.916)	461487	18.0463	345.5
37 2-Chloronaphthalene	162				Compound Not Detected.		
38 2-Nitroaniline	65				Compound Not Detected.		
39 Dimethylphthalate	163				Compound Not Detected.		
40 Acenaphthylene	152				Compound Not Detected.		
41 2,6-Dinitrotoluene	165				Compound Not Detected.		
* 42 Acenaphthene-d10	164	12.344	12.344	(1.000)	337370	20.0000	
43 3-Nitroaniline	138				Compound Not Detected.		
44 Acenaphthene	153				Compound Not Detected.		
45 2,4-Dinitrophenol	184				Compound Not Detected.		
46 Dibenzofuran	168				Compound Not Detected.		
47 4-Nitrophenol	109				Compound Not Detected.		
48 2,4-Dinitrotoluene	165				Compound Not Detected.		
50 Diethylphthalate	149				Compound Not Detected.		
49 Fluorene	166				Compound Not Detected.		
51 4-Chlorophenyl-phenylether	204				Compound Not Detected.		
52 4-Nitroaniline	138				Compound Not Detected.		
53 4,6-Dinitro-2-methylphenol	198				Compound Not Detected.		
54 N-Nitrosodiphenylamine	169				Compound Not Detected.		
\$ 55 2,4,6-Tribromophenol	330	13.631	13.636	(1.104)	106769	34.2566	655.8
56 4-Bromophenyl-phenylether	248				Compound Not Detected.		
57 Hexachlorobenzene	284				Compound Not Detected.		
58 Pentachlorophenol	266				Compound Not Detected.		
* 59 Phenanthrene-d10	188	14.694	14.694	(1.000)	558262	20.0000	
60 Phenanthrene	178	14.730	14.735	(1.002)	38960	1.09250	20.93
61 Anthracene	178	14.800	14.805	(1.007)	26333	0.72811 LBL	13.94
62 Carbazole	167				Compound Not Detected.		

Compounds	QUANT SIG							CONCENTRATIONS	
	MASS	RT	EXP RT	REL RT	RESPONSE	ON-COLUMN (ug/mL)	FINAL (ug/kg)		
63 Di-n-butylphthalate	149								
64 Fluoranthene	202	16.651	16.650	(1.133)	130658	3.69818	70.80		
65 Pyrene	202	16.998	16.997	(0.896)	116792	2.84814	54.53		
\$ 66 Terphenyl-d14	244	17.344	17.338	(0.914)	463698	18.9477	362.7		
67 Butylbenzylphthalate	149								
68 Benzo(a)anthracene	228	18.954	18.948	(0.999)	44025	1.33907	25.64		
* 69 Chrysene-d12	240	18.978	18.977	(1.000)	476287	20.0000			
70 3,3'-Dichlorobenzidine	252								
71 Chrysene	228	19.013	19.018	(1.002)	75768	2.35664	45.12		
72 bis(2-Ethylhexyl)phthalate	149	19.254	19.247	(0.953)	28264	1.09140	20.89(M)		
* 134 Di-n-octylphthalate-d4	153	20.194	20.181	(1.000)	800726	20.0000			
73 Di-n-octylphthalate	149								
74 Benzo(b)fluoranthene	252	20.611	20.593	(0.975)	87978	2.51520	48.15(M) 1.23C		
75 Benzo(k)fluoranthene	252	20.611	20.628	(0.975)	87978	2.43053	46.53(M) 1.23C		
76 Benzo(a)pyrene	252	21.052	21.027	(0.996)	33902	1.08432	20.76		
* 77 Perylene-d12	264	21.134	21.110	(1.000)	500587	20.0000			
78 Indeno(1,2,3-cd)pyrene	276	22.515	22.467	(1.065)	22726	0.57883	11.08(MH)		
79 Dibenzo(a,h)anthracene	278								
80 Benzo(g,h,i)perylene	276	22.844	22.802	(1.081)	30851	0.86954	16.65(M)		
90 N-Nitrosodimethylamine	74								
91 Aniline	93								
93 Benzidine	184								
103 Pyridine	79								
105 1-methylnaphthalene	141								
111 Azobenzene (1,2-DP-Hydrazine)	77								

QC Flag Legend

M - Compound response manually integrated.
 H - Operator selected an alternate compound hit.

Analytical Resources, Inc.

INTERNAL STANDARD COMPOUNDS
 AREA AND RT SUMMARY

Instrument ID: nt4.i
 Lab File ID: pb44b.d
 Lab Smp Id: PB44B
 Analysis Type: SV
 Quant Type: ISTD
 Operator: LJR/VTS
 Method File: /chem3/nt4.i/20090616.b/SW846.m
 Misc Info: 09-12788

Calibration Date: 16-JUN-2009
 Calibration Time: 13:06
 Client Smp ID: 3SED4-B
 Level: LOW
 Sample Type: Sediment

Test Mode:
 Use Initial Calibration Level 4.

COMPOUND	STANDARD	AREA LIMIT		SAMPLE	%DIFF
		LOWER	UPPER		
8 1,4-Dichlorobenze	180629	90314	361258	160340	-11.23
27 Naphthalene-d8	633172	316586	1266344	589780	-6.85
42 Acenaphthene-d10	336916	168458	673832	337370	0.13
59 Phenanthrene-d10	514258	257129	1028516	558262	8.56
69 Chrysene-d12	376875	188438	753750	476287	26.38
134 Di-n-octylphthala	640574	320287	1281148	800726	25.00
77 Perylene-d12	383864	191932	767728	500587	30.41

COMPOUND	STANDARD	RT LIMIT		SAMPLE	%DIFF
		LOWER	UPPER		
8 1,4-Dichlorobenze	7.46	6.96	7.96	7.47	0.09
27 Naphthalene-d8	9.51	9.01	10.01	9.50	-0.05
42 Acenaphthene-d10	12.34	11.84	12.84	12.34	0.01
59 Phenanthrene-d10	14.69	14.19	15.19	14.69	0.00
69 Chrysene-d12	18.98	18.48	19.48	18.98	0.00
134 Di-n-octylphthala	20.18	19.68	20.68	20.19	0.06
77 Perylene-d12	21.11	20.61	21.61	21.13	0.11

AREA UPPER LIMIT = +100% of internal standard area.
 AREA LOWER LIMIT = - 50% of internal standard area.
 RT UPPER LIMIT = + 0.50 minutes of internal standard RT.
 RT LOWER LIMIT = - 0.50 minutes of internal standard RT.

Analytical Resources, Inc.

RECOVERY REPORT

Client Name: ESC
 Sample Matrix: SOLID
 Lab Smp Id: PB44B
 Level: LOW
 Data Type: MS DATA
 SpikeList File: PSDDALCS.spk
 Sublist File: PSDDA.sub
 Method File: /chem3/nt4.i/20090616.b/SW846.m
 Misc Info: 09-12788

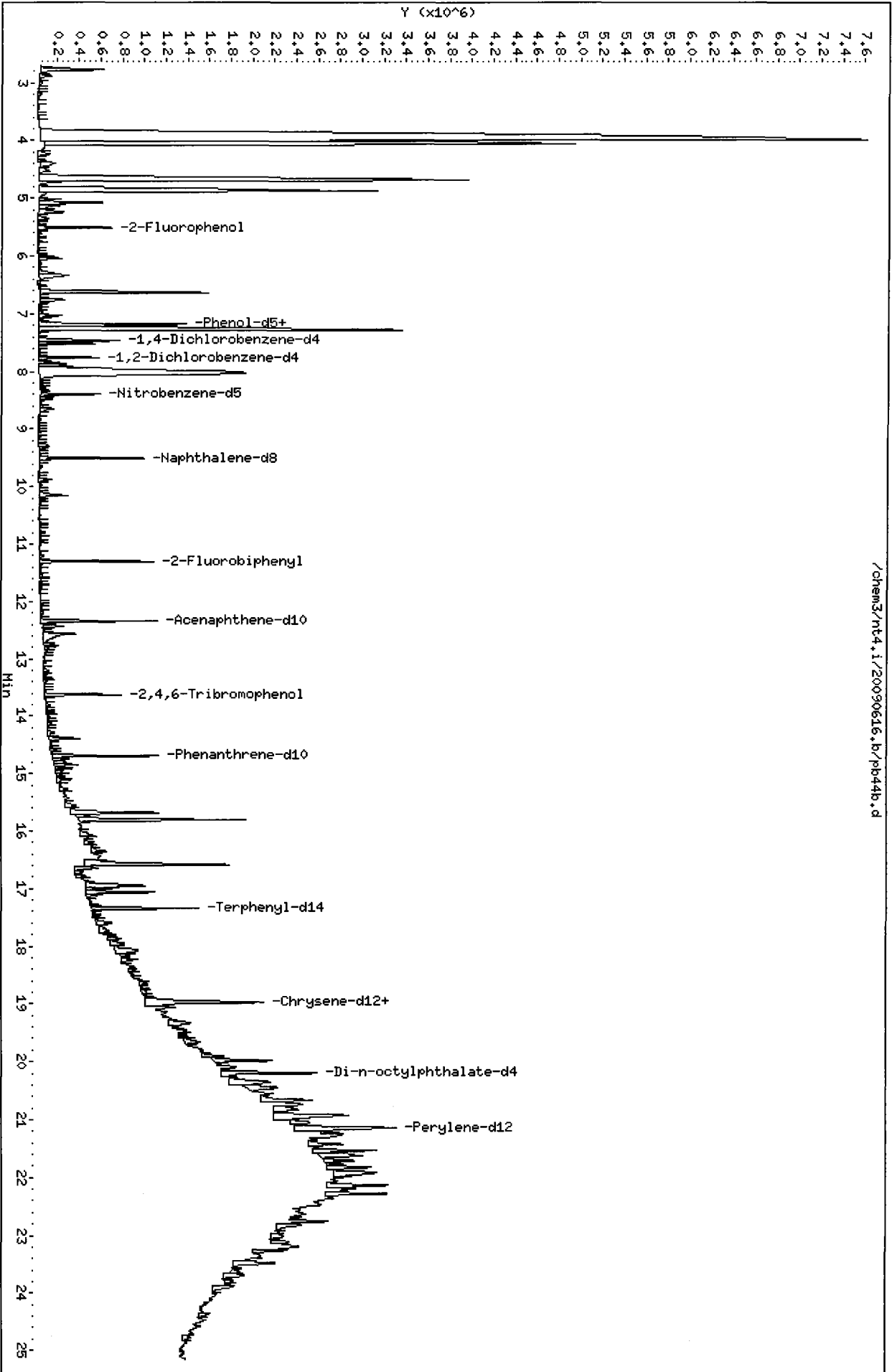
Client SDG: PB44
 Fraction: SV
 Client Smp ID: 3SED4-B
 Operator: LJR/VTS
 SampleType: SAMPLE
 Quant Type: ISTD

SURROGATE COMPOUND	CONC ADDED ug/kg	CONC RECOVERED ug/kg	% RECOVERED	LIMITS
\$ 1 2-Fluorophenol	717.9	439.3	61.19	21-100
\$ 2 Phenol-d5	717.9	516.8	71.99	10-100
\$ 5 2-Chlorophenol-d4	717.9	529.6	73.77	30-100
\$ 10 1,2-Dichlorobenzen	478.6	268.0	56.00	24-100
\$ 18 Nitrobenzene-d5	478.6	296.0	61.84	26-100
\$ 36 2-Fluorobiphenyl	478.6	345.5	72.19	32-100
\$ 55 2,4,6-Tribromophen	717.9	655.8	91.35	33-118
\$ 66 Terphenyl-d14	478.6	362.7	75.79	21-97

Data File: /chem3/nt4.i/20090616.b/pb44b.d
Date: 16-JUN-2009 15:23
Client ID: 3SED4-B
Sample Info: PB44B
Volume Injected (uL): 1.0
Column phase: ZB-5

Instrument: nt4.i
Operator: LJR/VTS
Column diameter: 0.32

/chem3/nt4.i/20090616.b/pb44b.d



Date : 16-JUN-2009 15:23

Client ID: 3SED4-B

Instrument: nt4.i

Sample Info: PB44B

Volume Injected (uL): 1.0

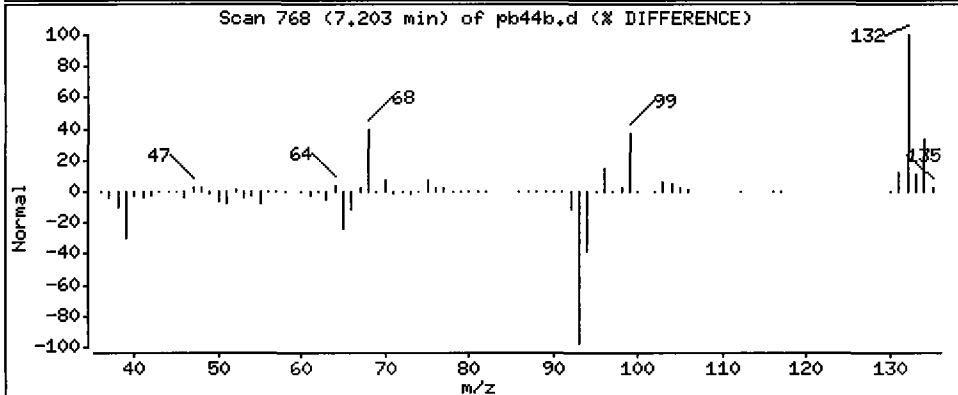
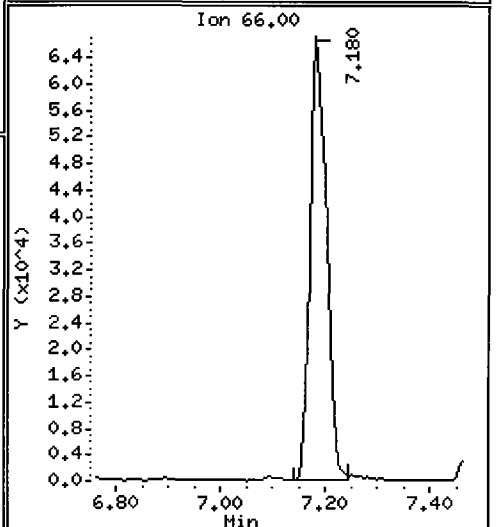
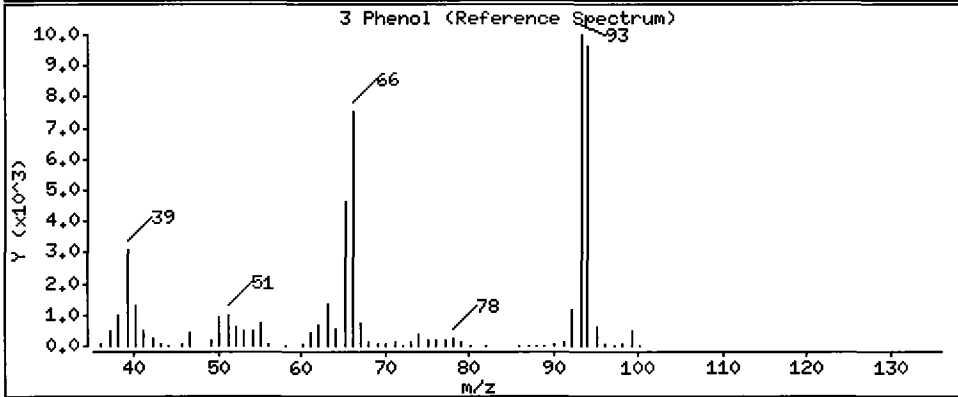
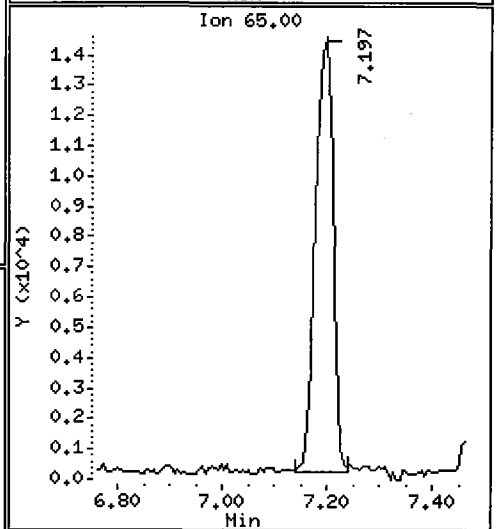
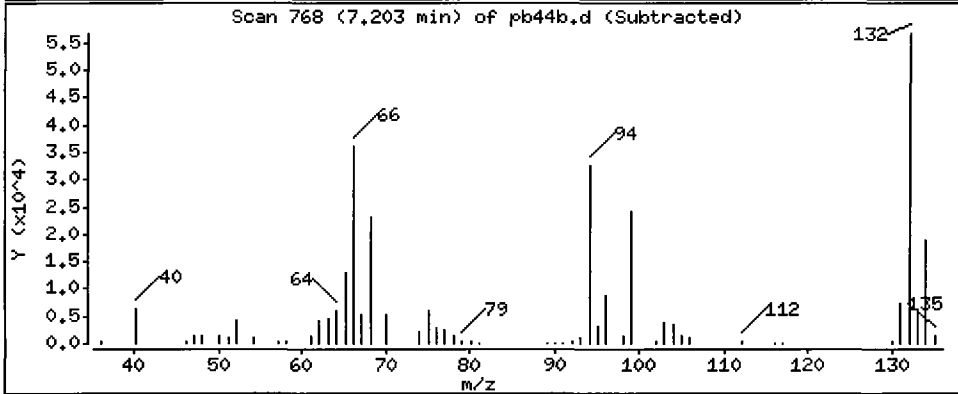
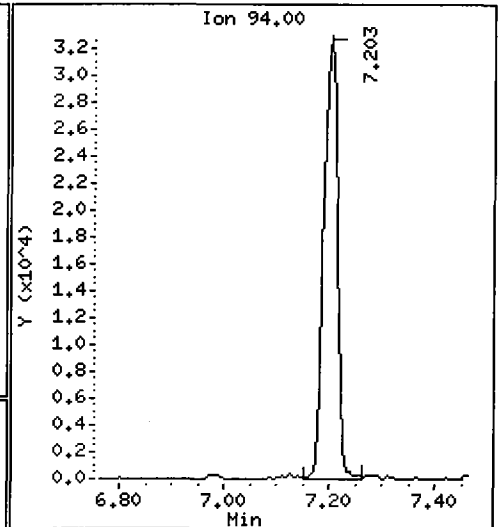
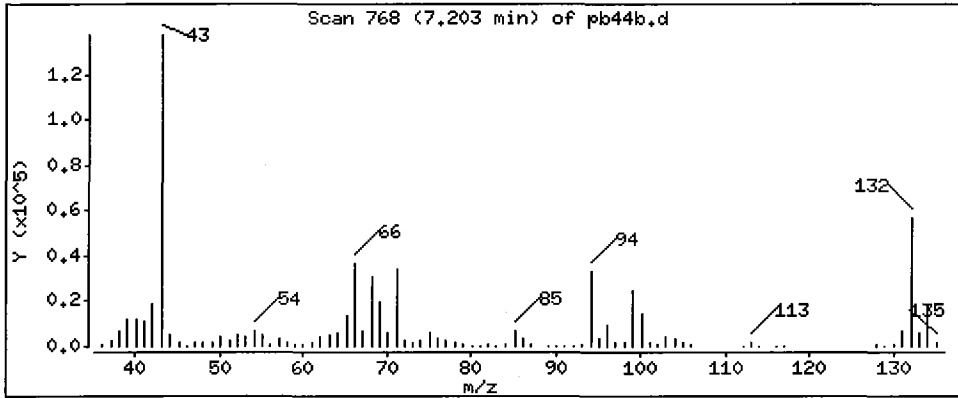
Operator: LJR/VTS

Column phase: ZB-5

Column diameter: 0.32

3 Phenol

Concentration: 60.86 ug/kg



Date: 16-JUN-2009 15:23

Client ID: 3SED4-B

Instrument: nt4.i

Sample Info: PB44B

Volume Injected (uL): 1.0

Operator: LJR/VTS

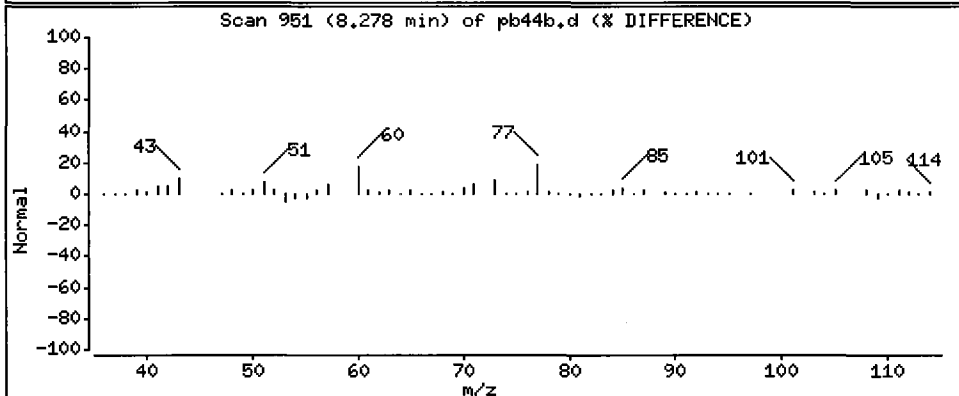
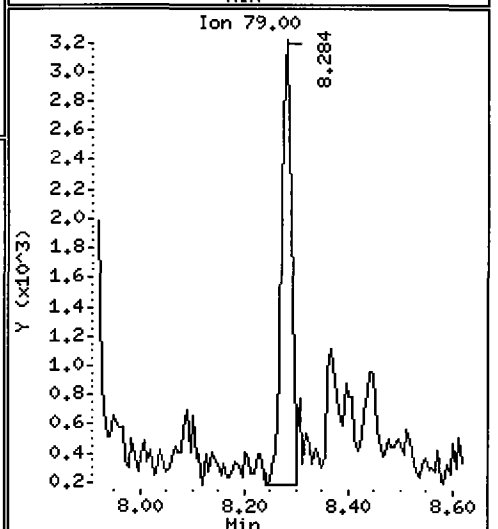
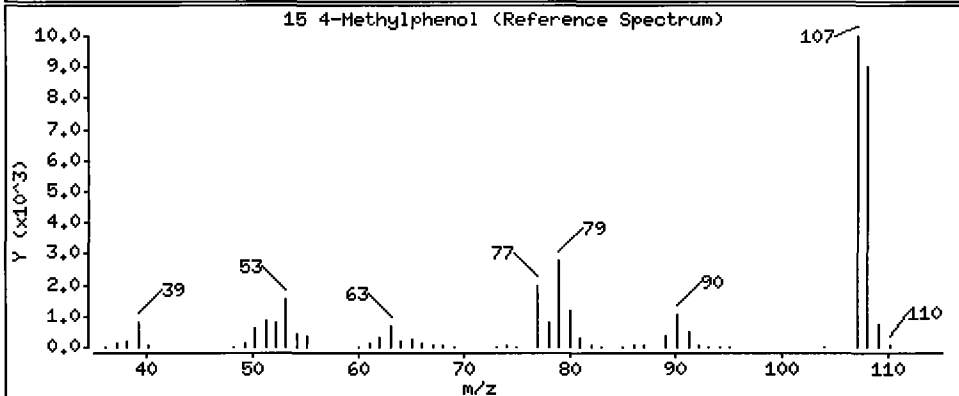
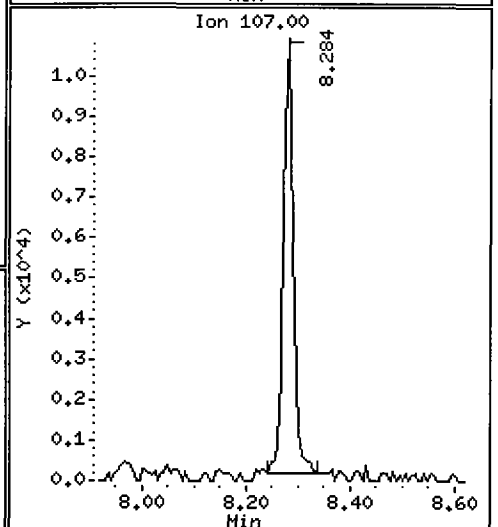
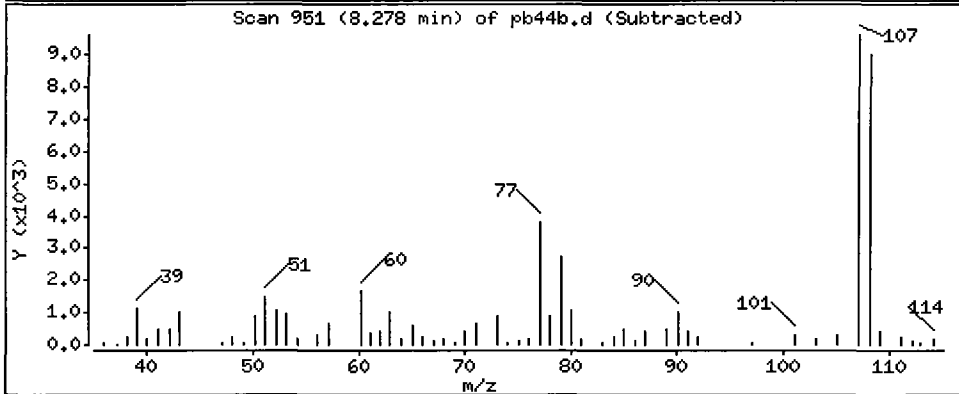
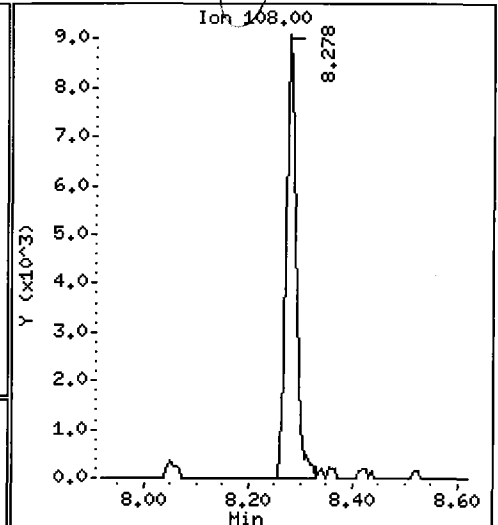
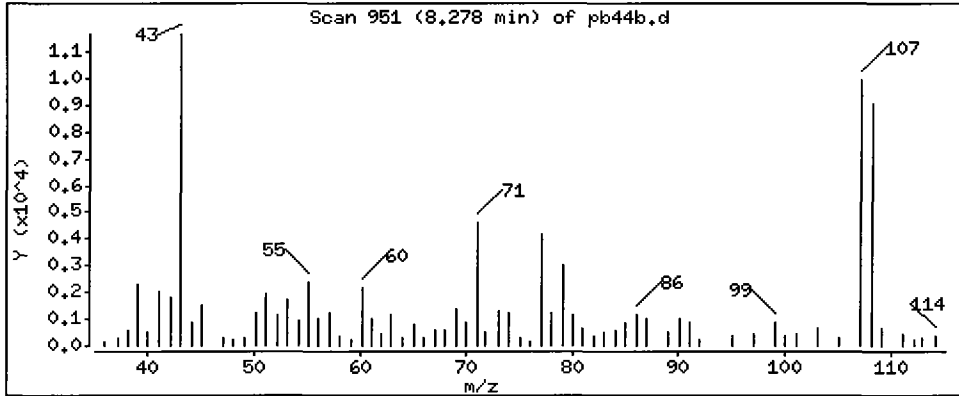
Column phase: ZB-5

Column diameter: 0.32

15 4-Methylphenol

Concentration: 18.37 ug/kg

Handwritten signature



Date : 16-JUN-2009 15:23

Client ID: 3SED4-B

Instrument: nt4.i

Sample Info: PB44B

Volume Injected (uL): 1.0

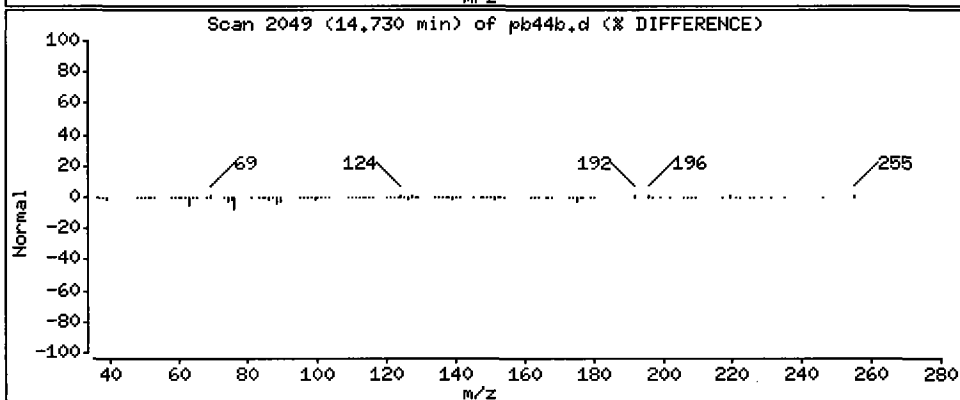
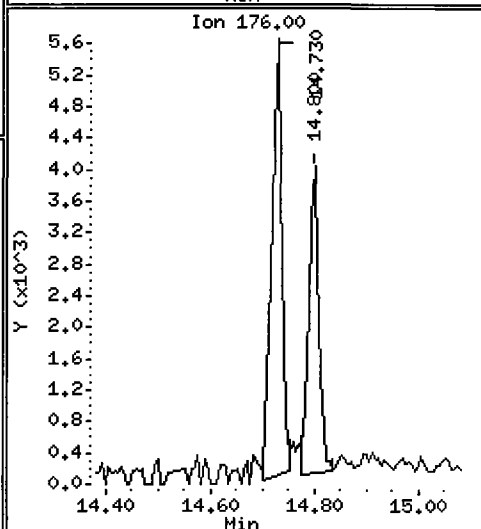
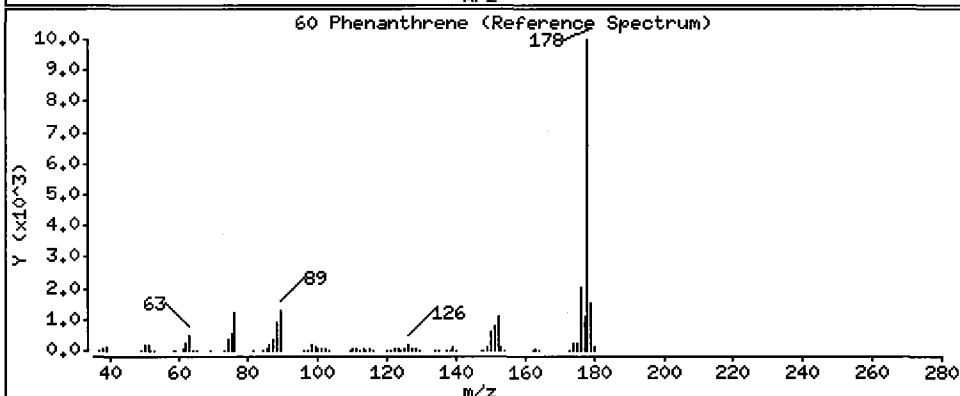
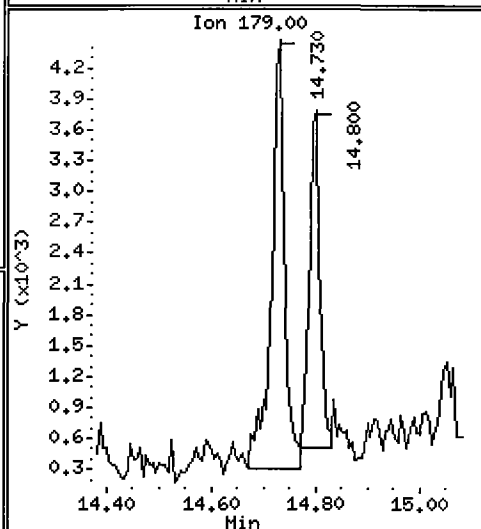
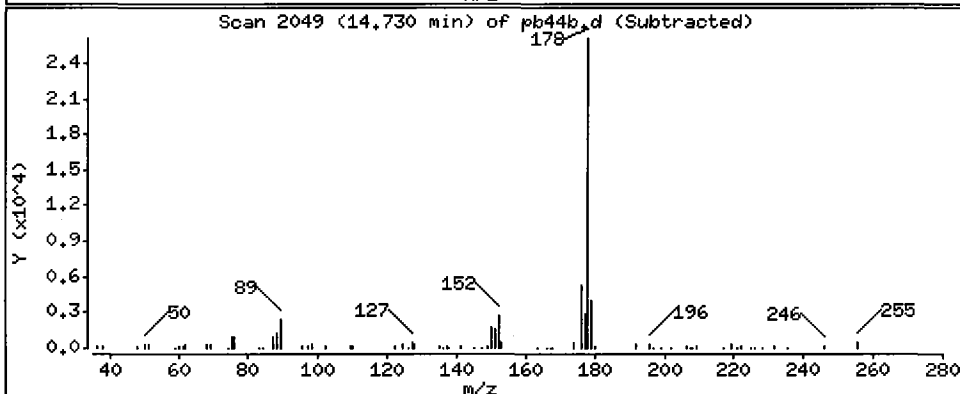
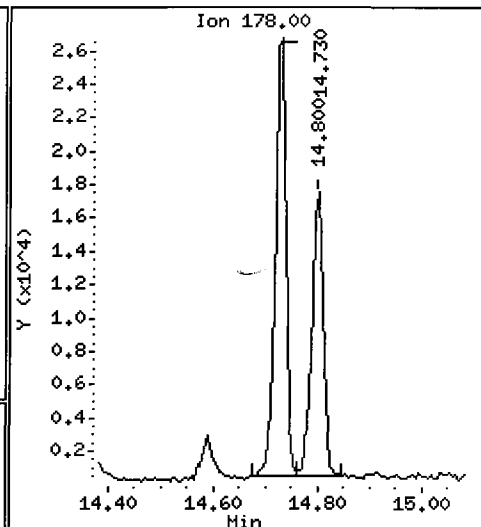
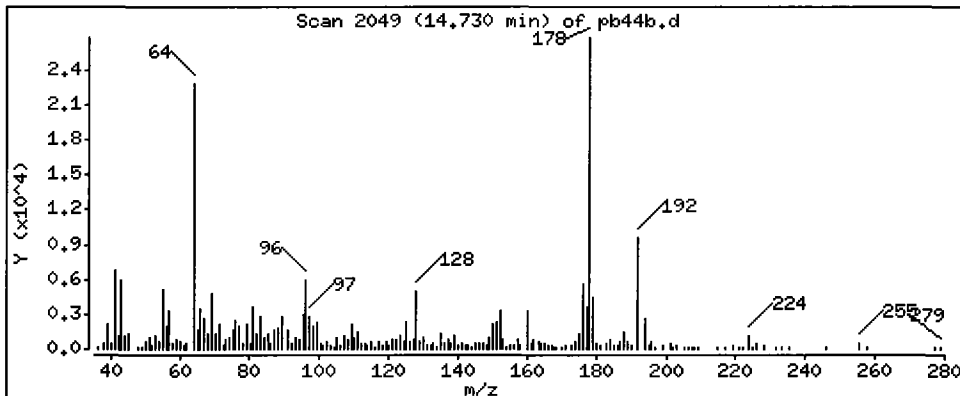
Operator: LJR/VTS

Column phase: ZB-5

Column diameter: 0.32

60 Phenanthrene

Concentration: 20.93 ug/kg



Date: 16-JUN-2009 15:23

Client ID: 3SED4-B

Instrument: nt4.i

Sample Info: PB44B

Volume Injected (uL): 1.0

Operator: LJR/VTS

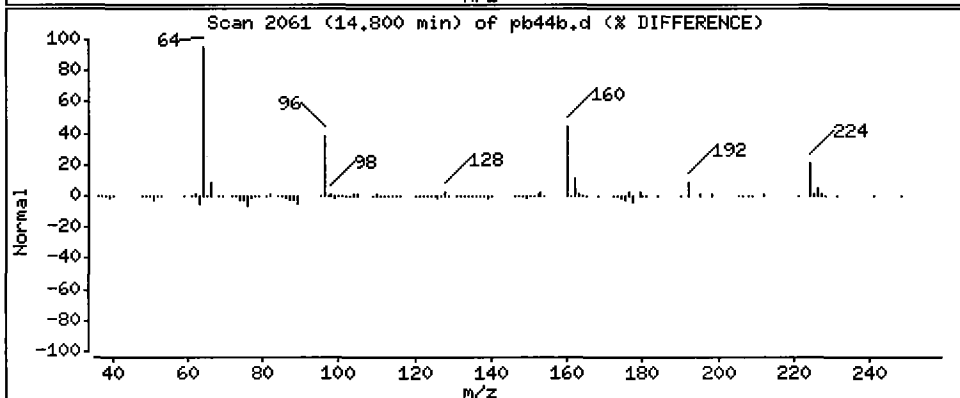
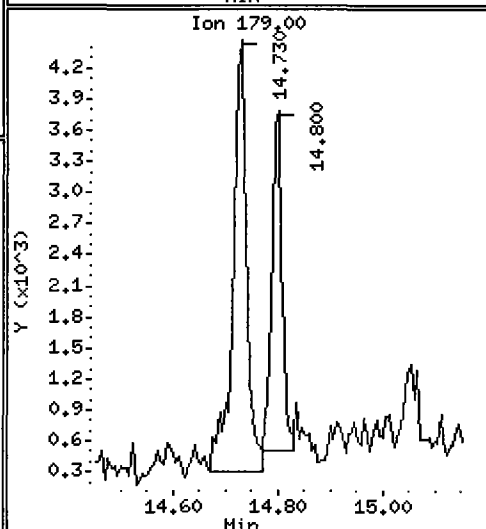
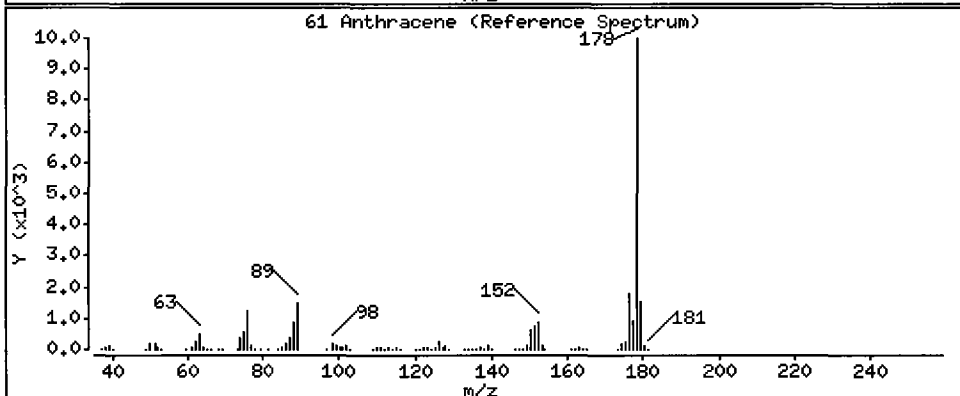
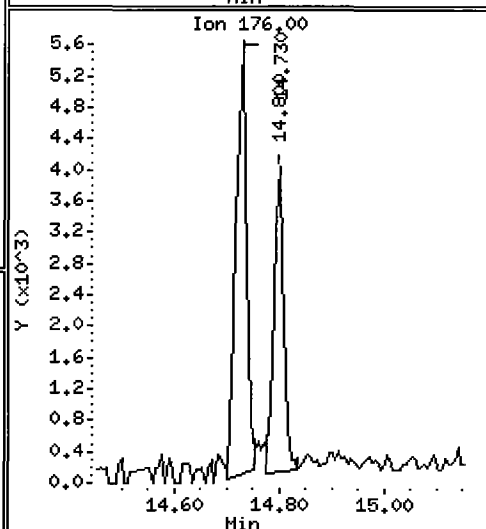
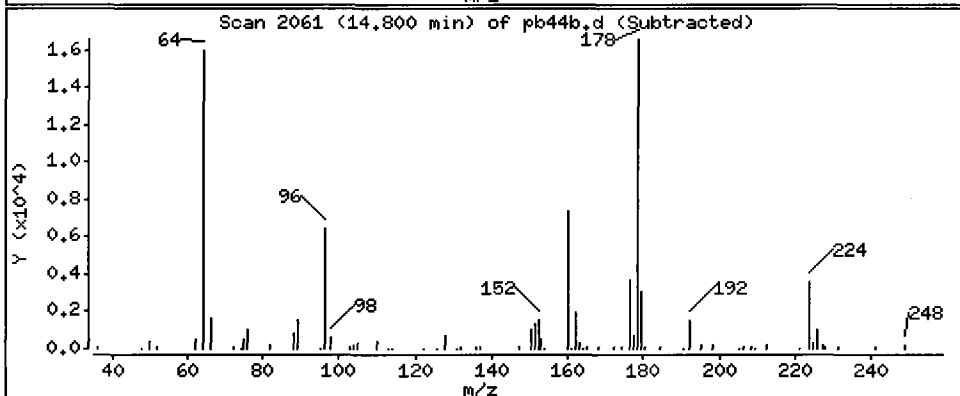
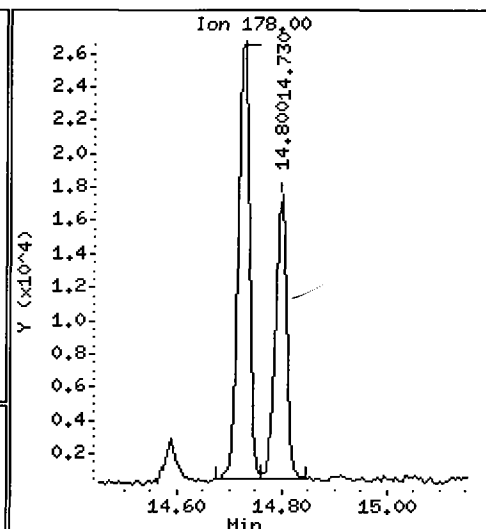
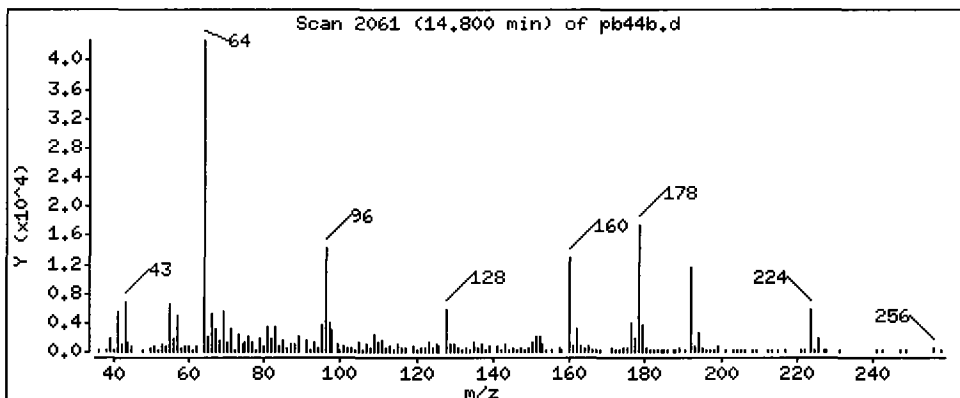
Column phase: ZB-5

Column diameter: 0.32

JCL

61 Anthracene

Concentration: 13.94 ug/kg



Date : 16-JUN-2009 15:23

Client ID: 3SED4-B

Instrument: nt4.i

Sample Info: PB44B

Volume Injected (uL): 1.0

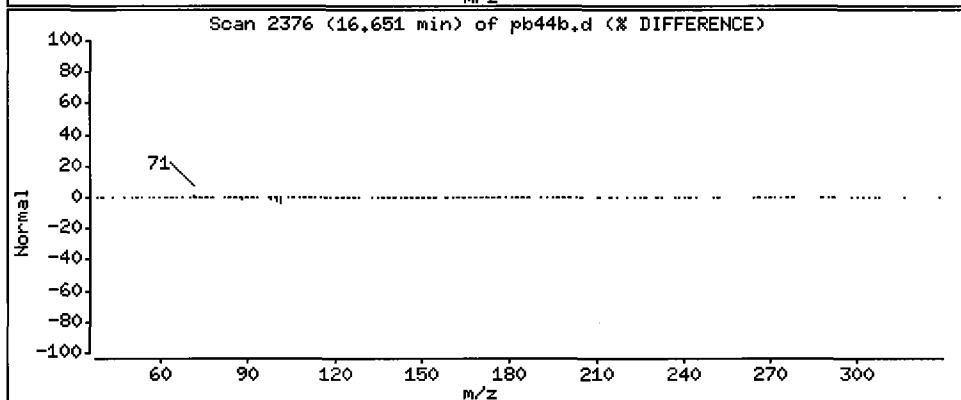
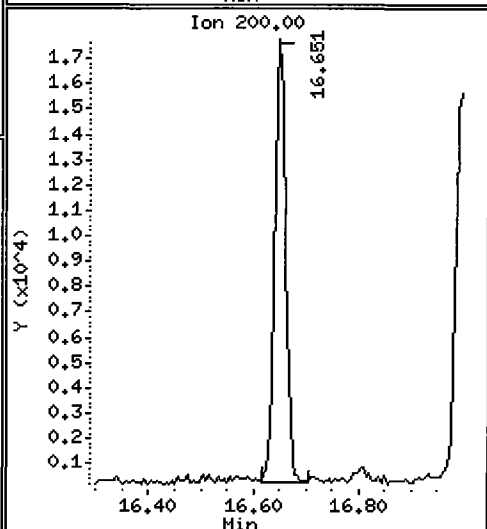
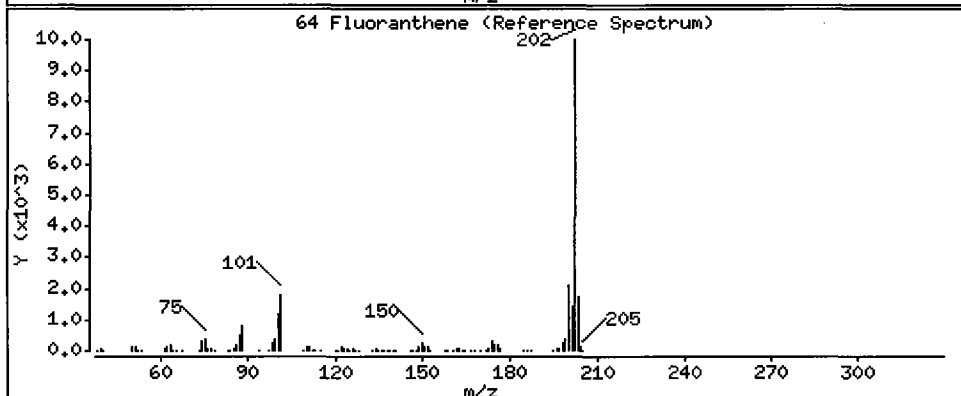
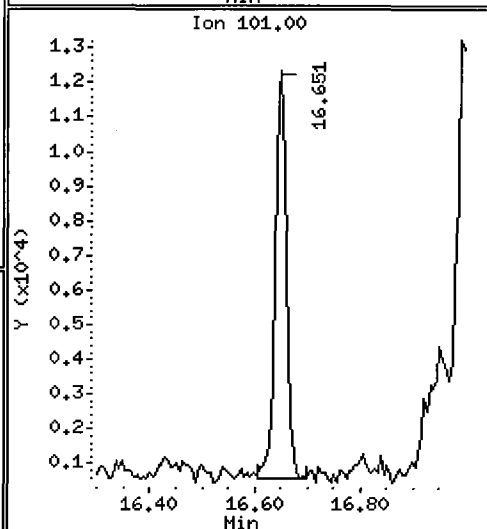
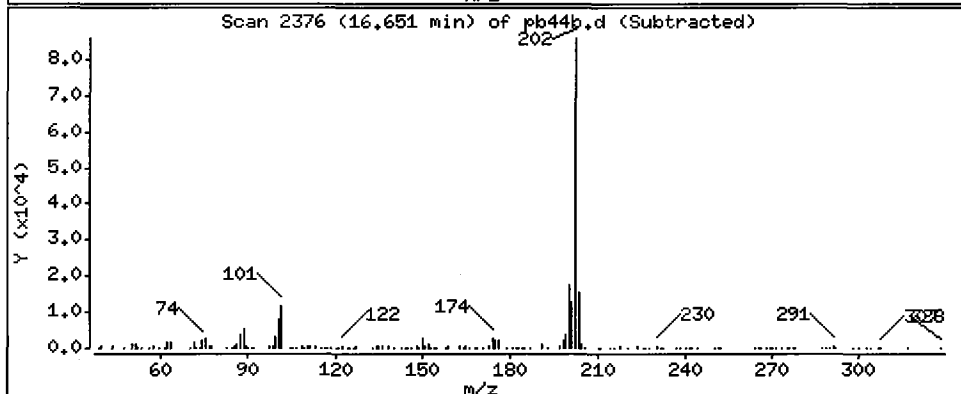
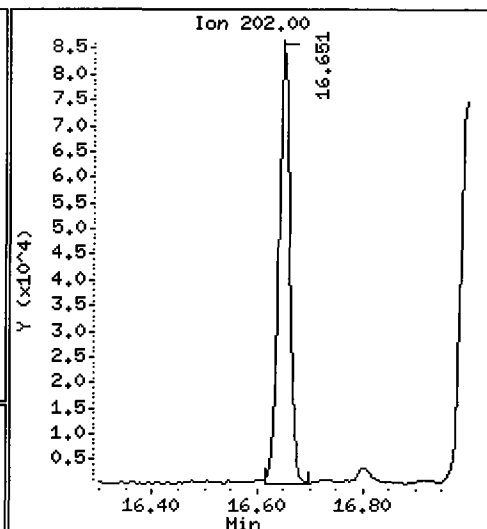
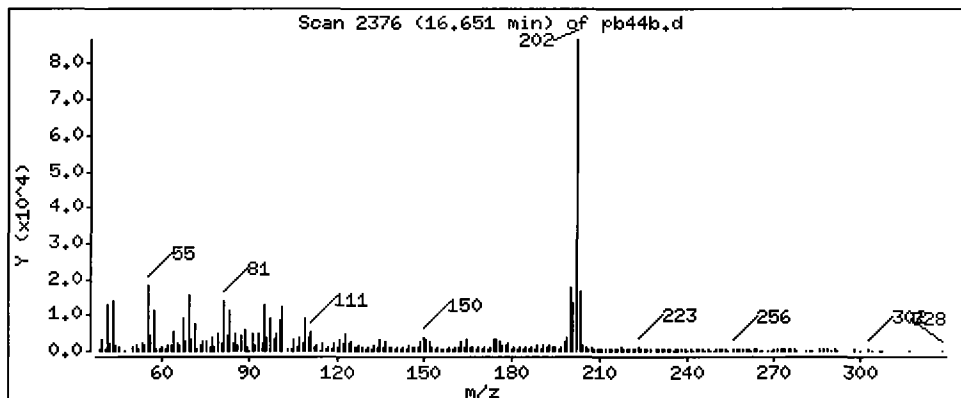
Operator: LJR/VTS

Column phase: ZB-5

Column diameter: 0.32

64 Fluoranthene

Concentration: 70.80 ug/kg



Date : 16-JUN-2009 15:23

Client ID: 3SED4-B

Instrument: nt4.i

Sample Info: PB44B

Volume Injected (uL): 1.0

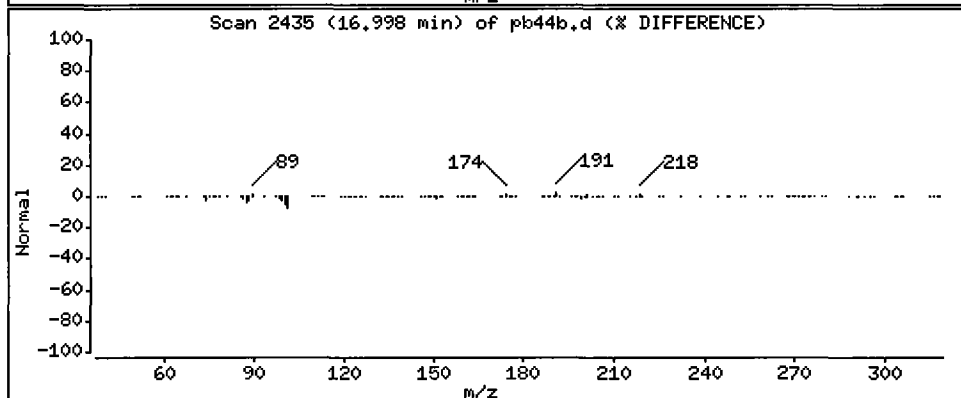
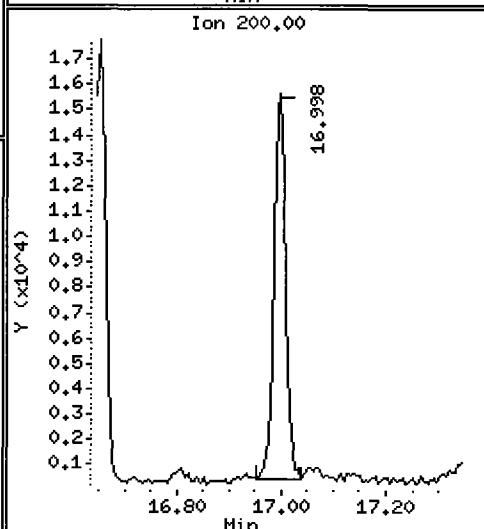
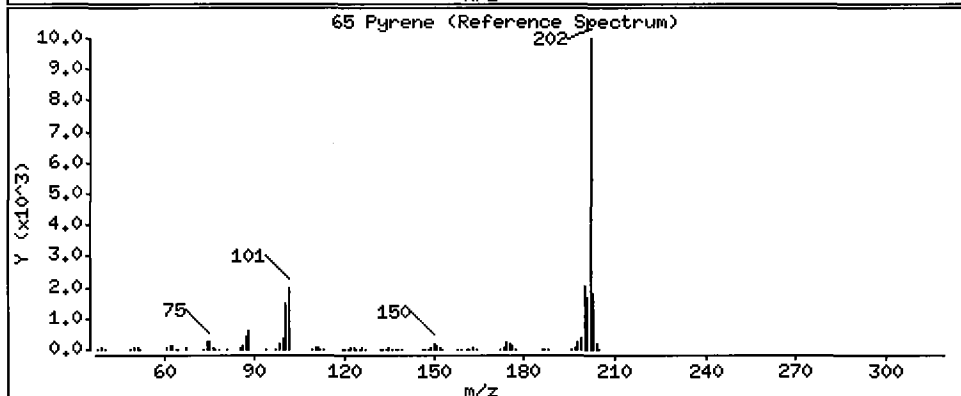
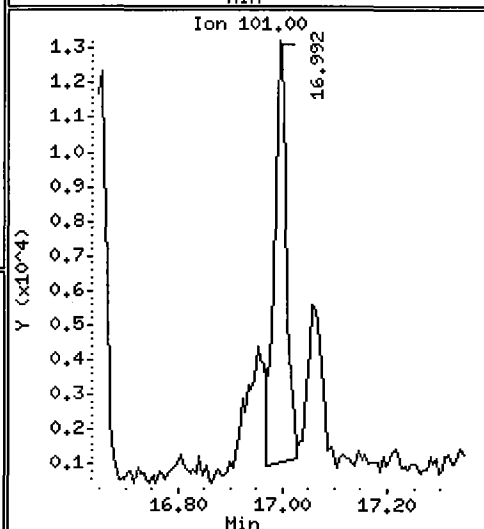
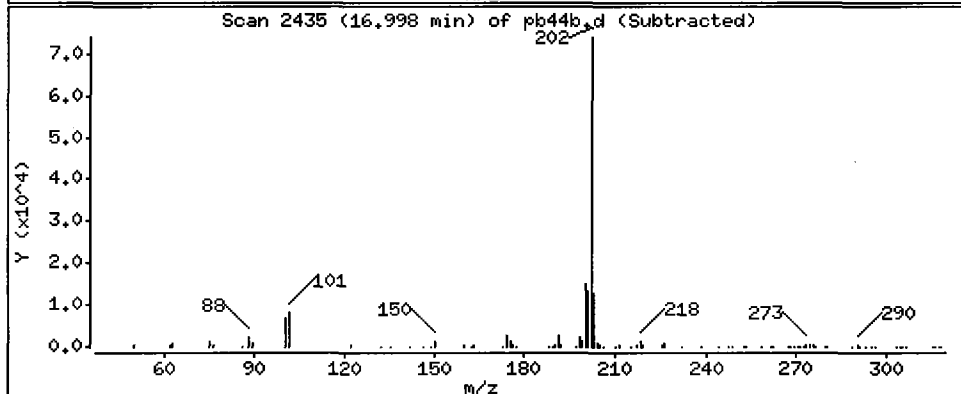
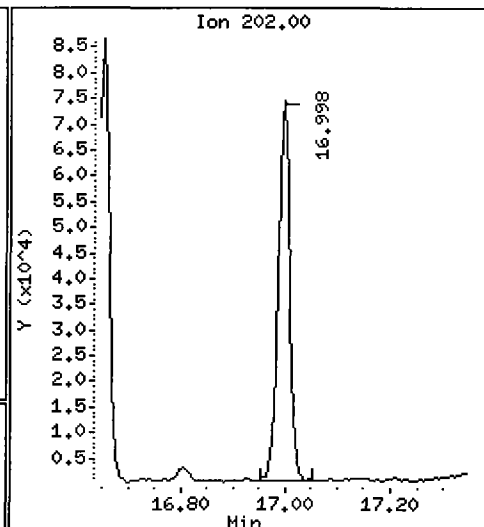
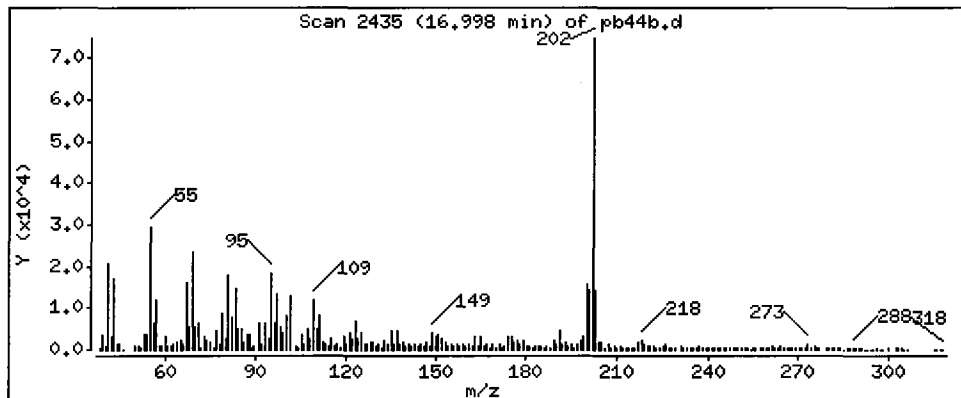
Operator: LJR/VTS

Column phase: ZB-5

Column diameter: 0.32

65 Pyrene

Concentration: 54.53 ug/kg



Date : 16-JUN-2009 15:23

Client ID: 3SED4-B

Instrument: nt4.i

Sample Info: PB44B

Volume Injected (uL): 1.0

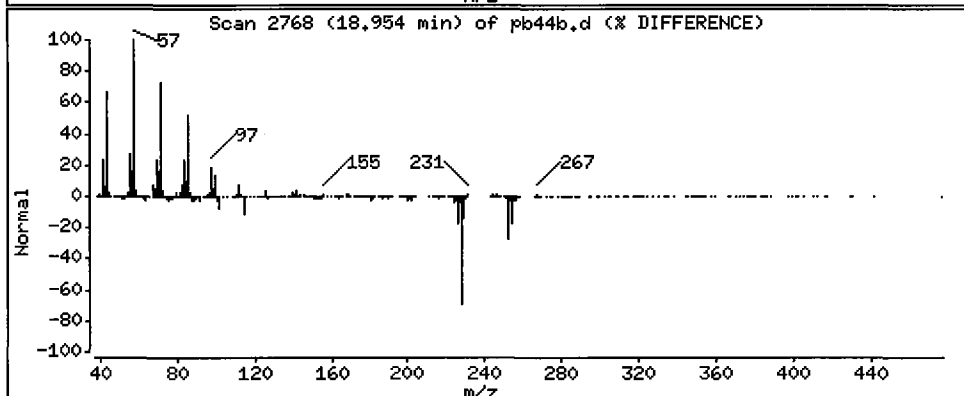
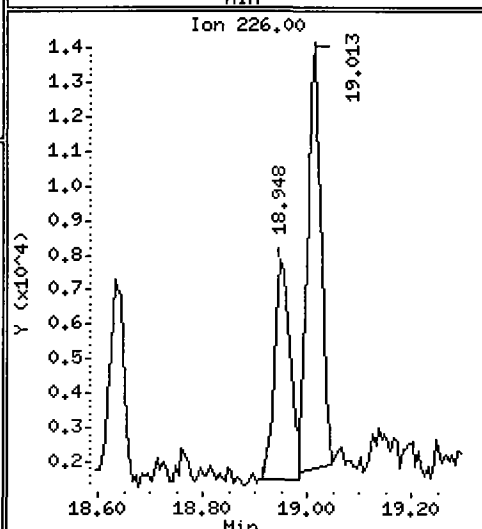
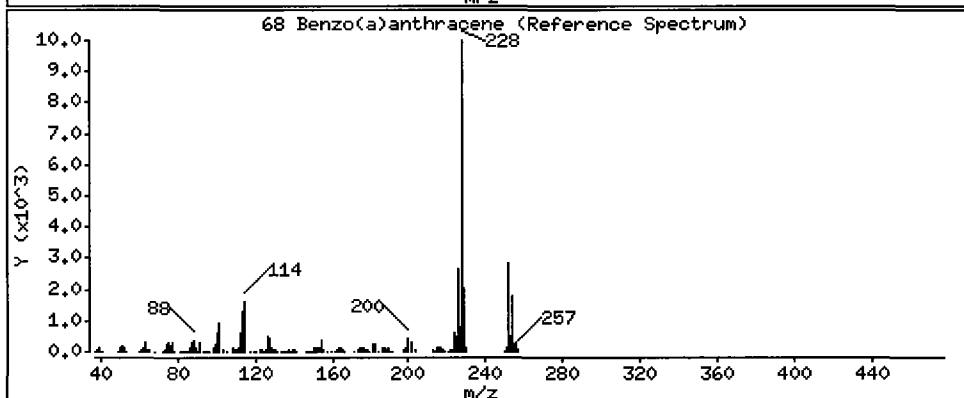
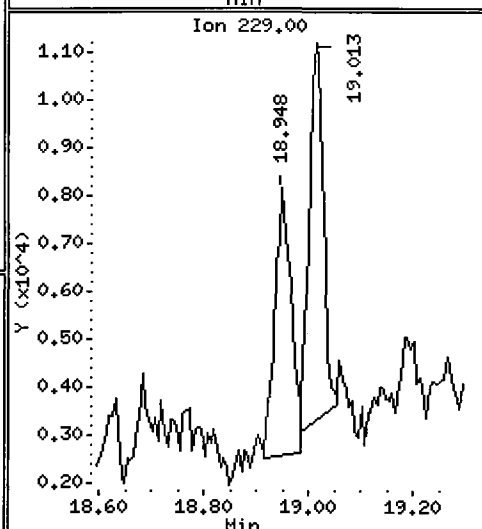
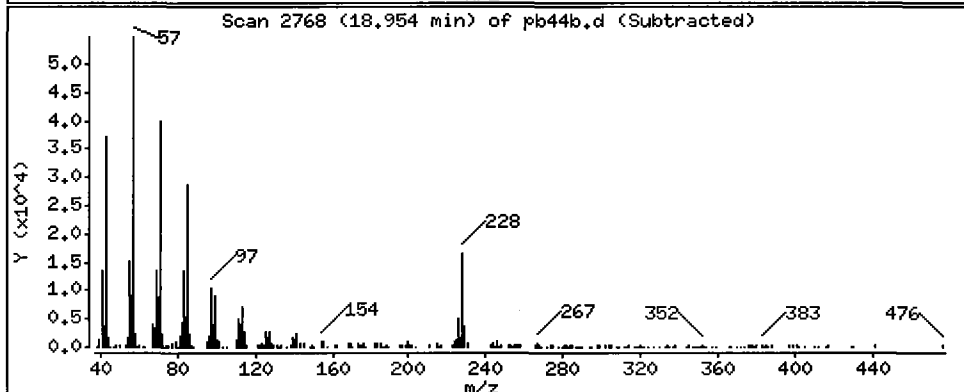
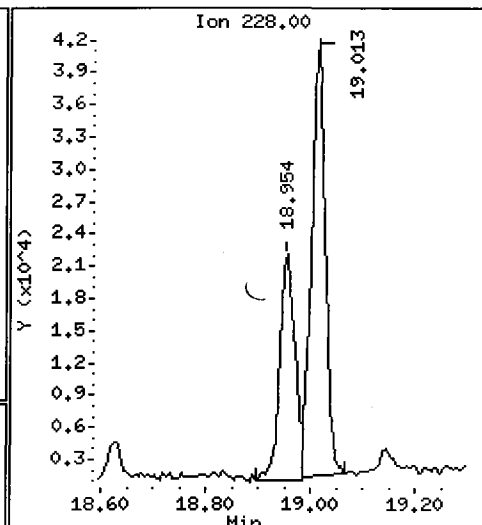
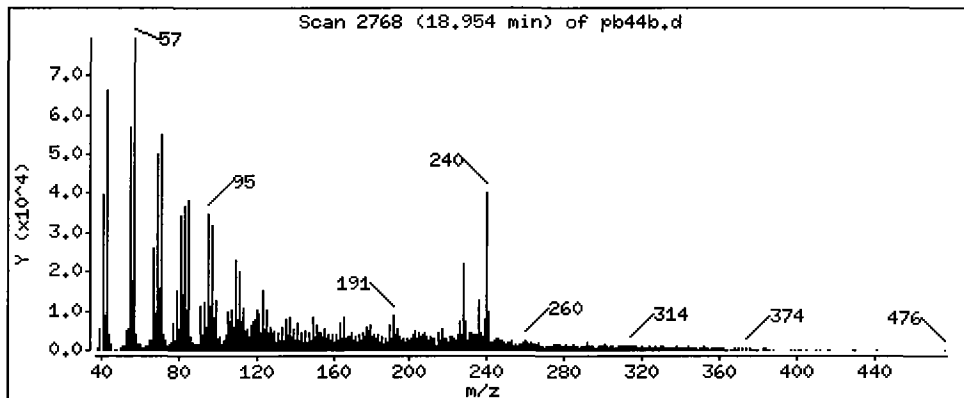
Operator: LJR/VTS

Column phase: ZB-5

Column diameter: 0.32

68 Benzo(a)anthracene

Concentration: 25.64 ug/kg



Date : 16-JUN-2009 15:23

Client ID: 3SED4-B

Instrument: nt4.i

Sample Info: PB44B

Volume Injected (uL): 1.0

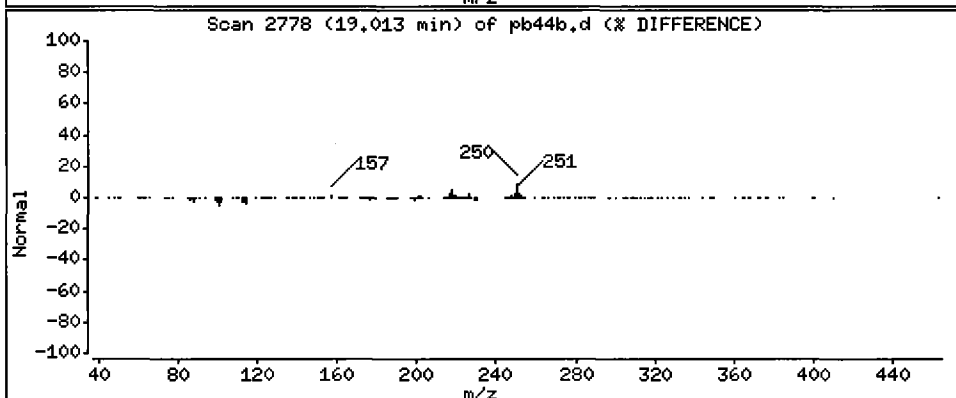
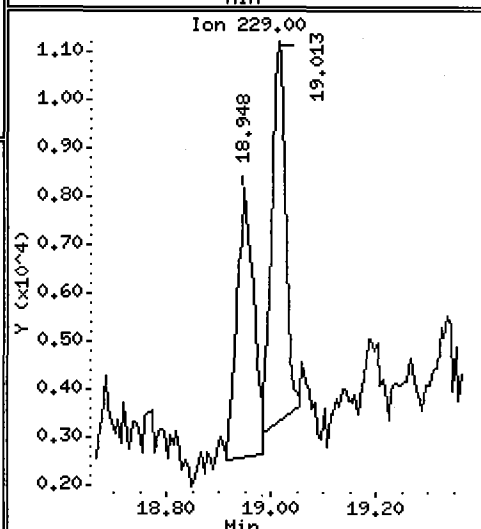
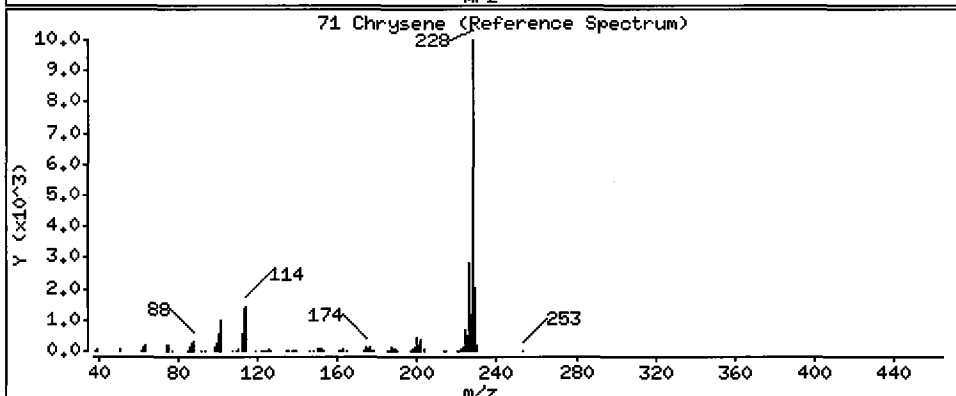
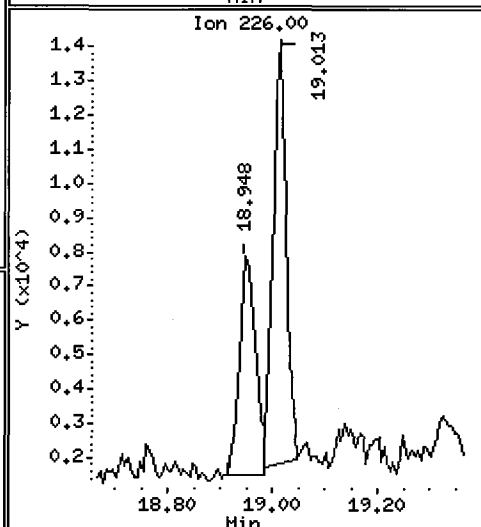
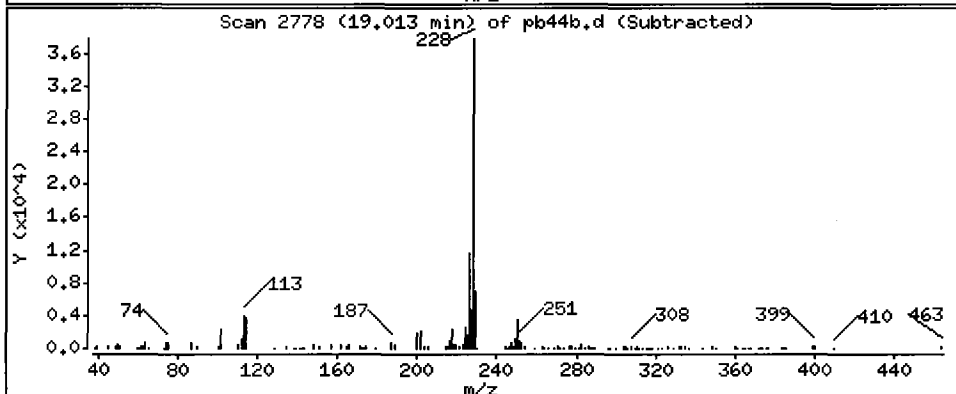
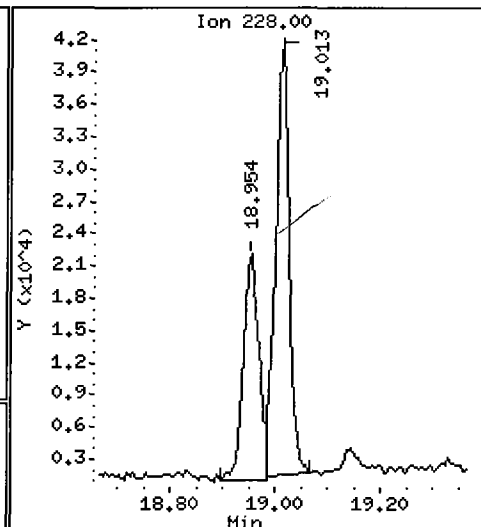
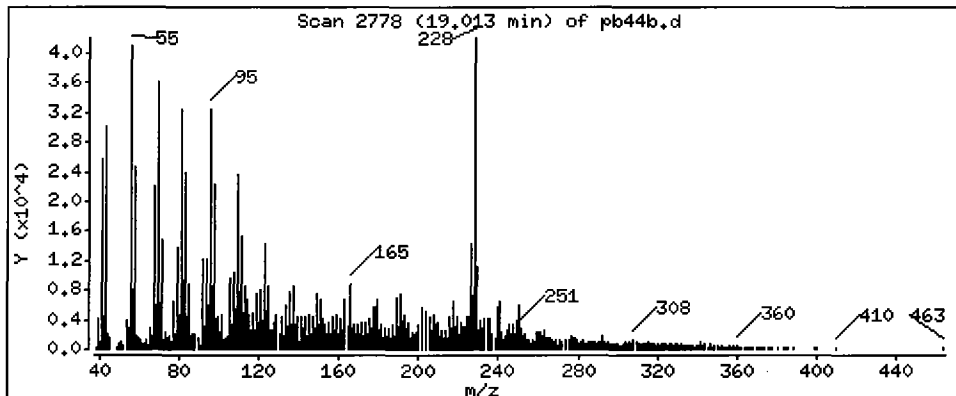
Operator: LJR/VTS

Column phase: ZB-5

Column diameter: 0.32

71 Chrysene

Concentration: 45.12 ug/kg



Date : 16-JUN-2009 15:23

Client ID: 3SED4-B

Instrument: nt4.i

Sample Info: PB44B

Volume Injected (uL): 1.0

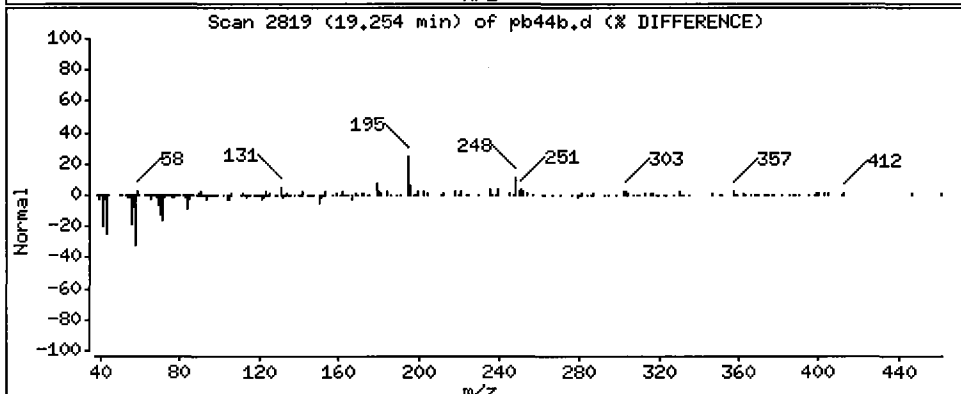
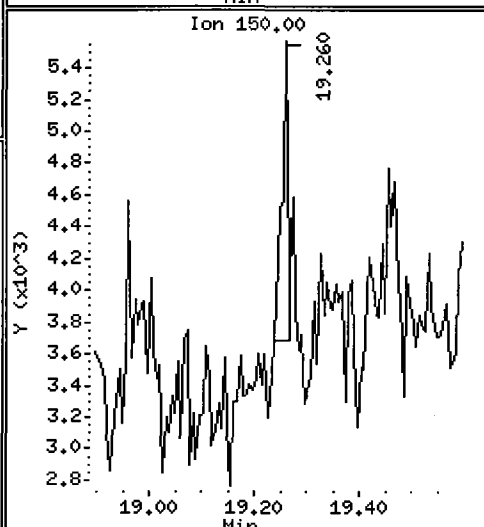
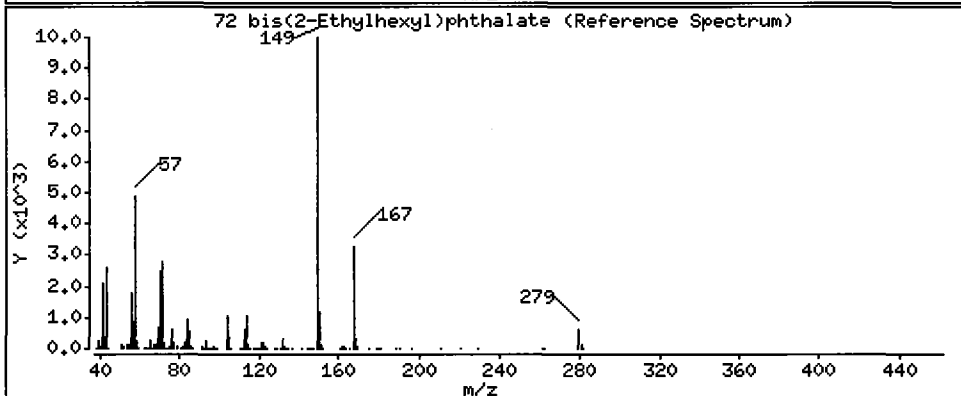
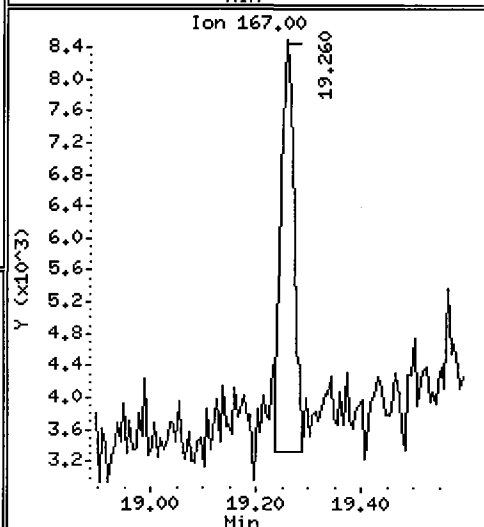
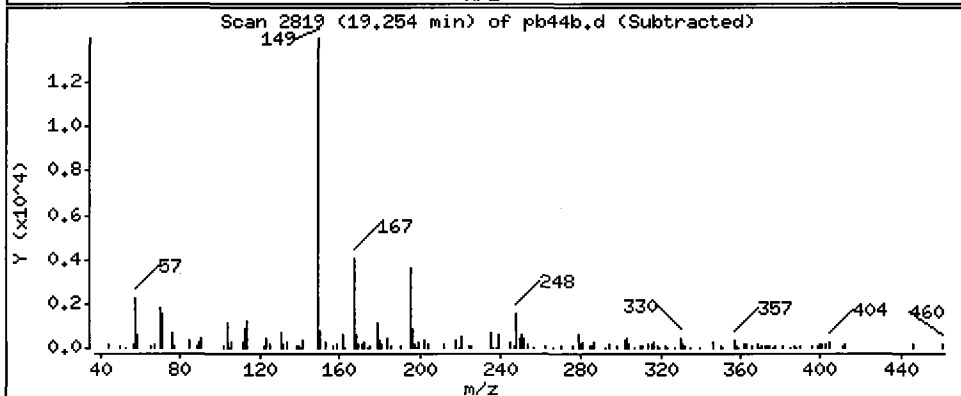
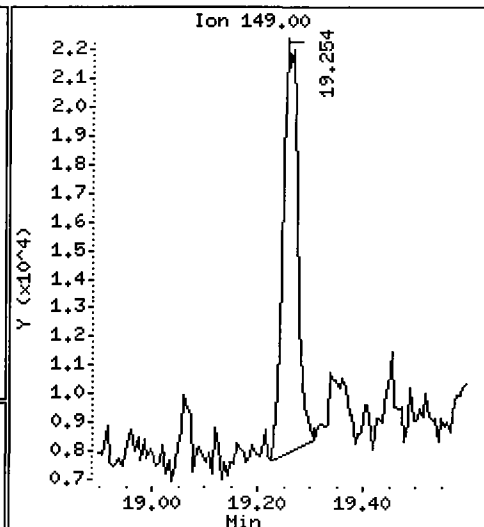
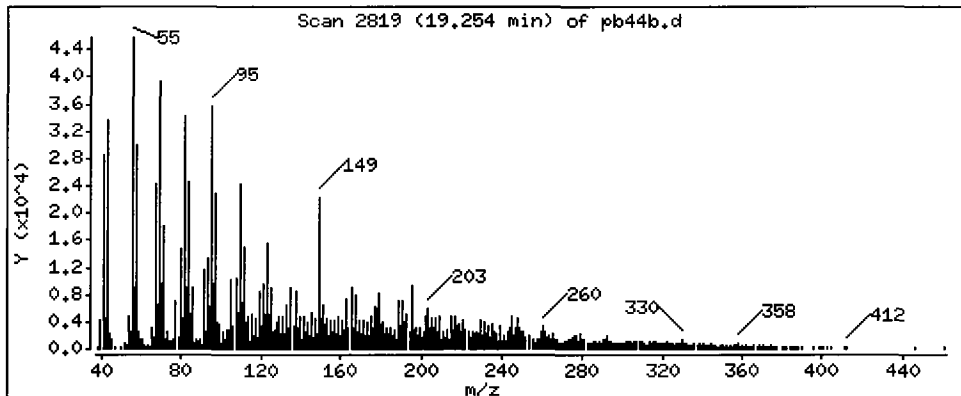
Operator: LJR/VTS

Column phase: ZB-5

Column diameter: 0.32

72 bis(2-Ethylhexyl)phthalate

Concentration: 20.89 ug/kg



Date : 16-JUN-2009 15:23

Client ID: 3SED4-B

Instrument: nt4.i

Sample Info: PB44B

Volume Injected (uL): 1.0

Operator: LJR/VTS

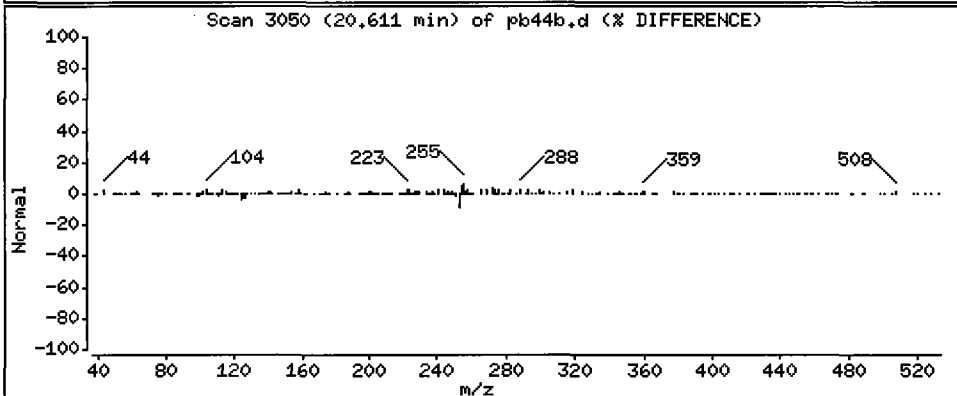
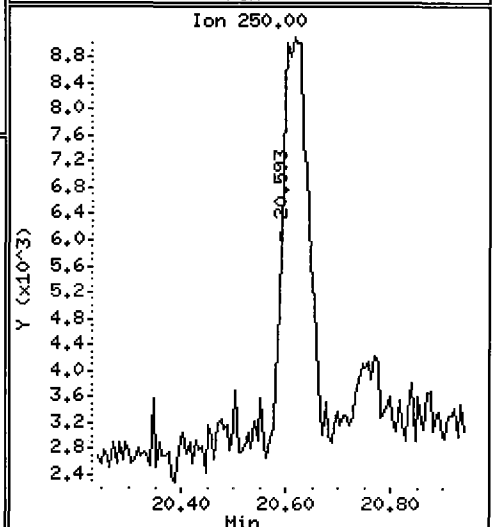
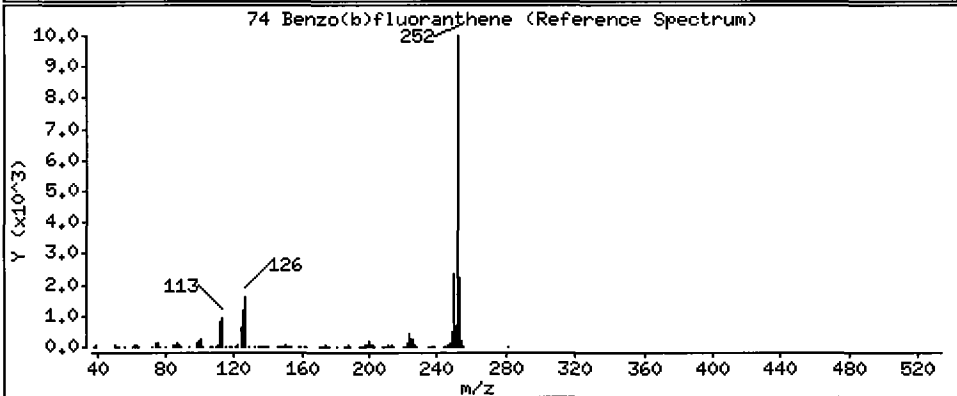
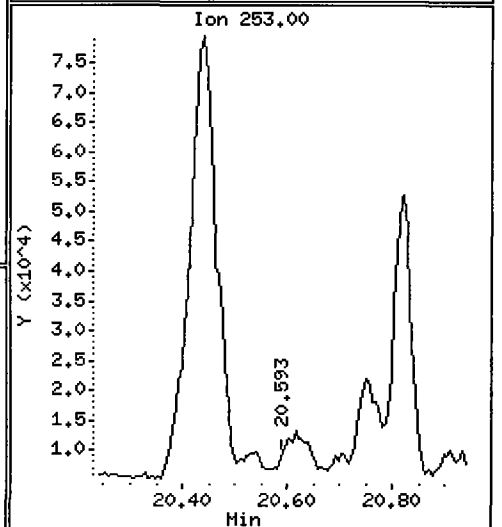
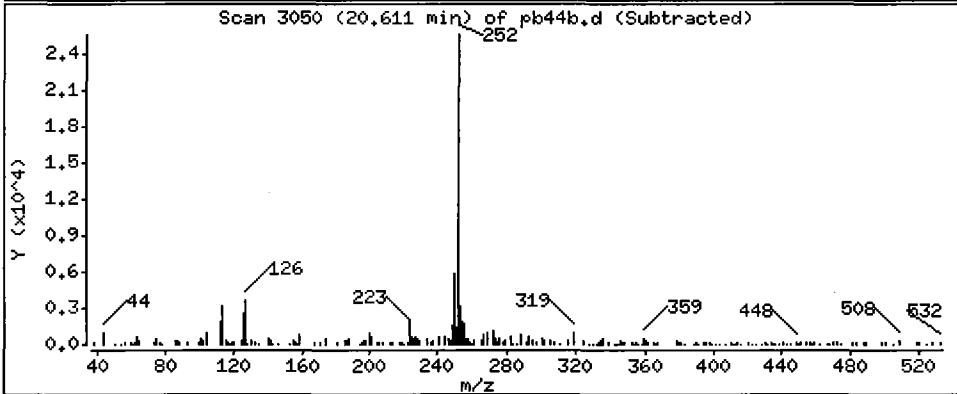
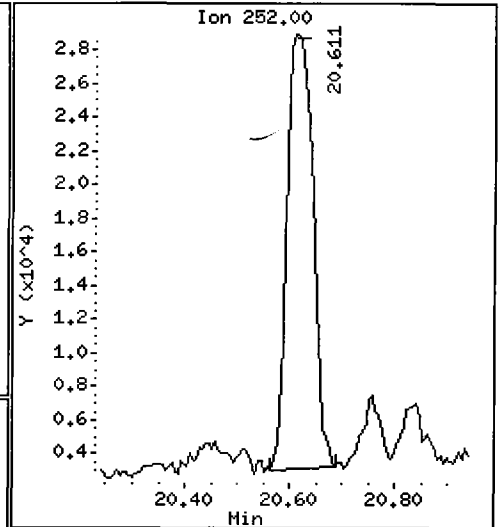
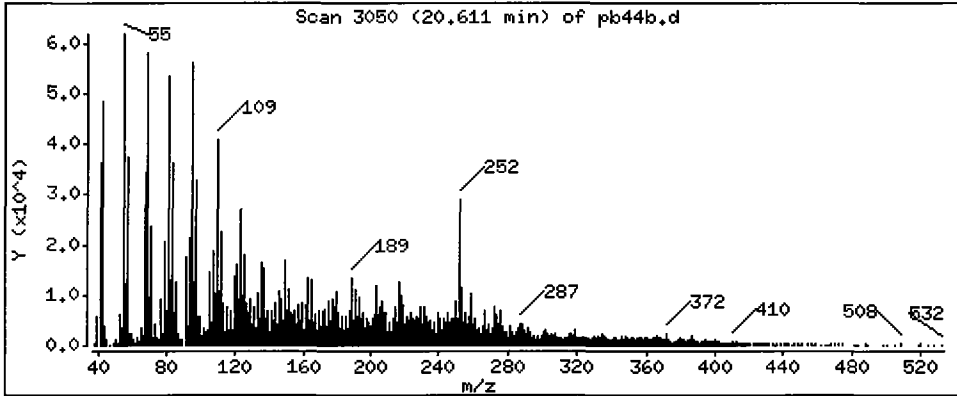
Column phase: ZB-5

Column diameter: 0.32

74 Benzo(b)fluoranthene

Concentration: 48,15 ug/kg

112



Date: 16-JUN-2009 15:23

Client ID: 3SED4-B

Instrument: nt4.i

Sample Info: PB44B

Volume Injected (uL): 1.0

Operator: LJR/VTS

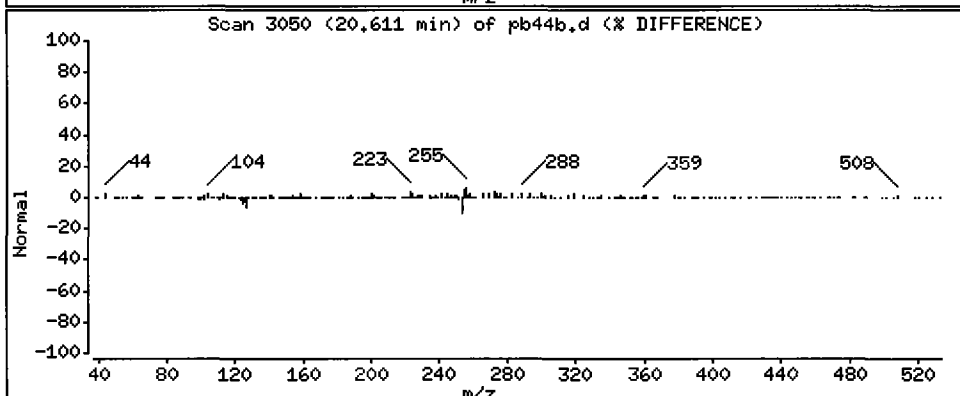
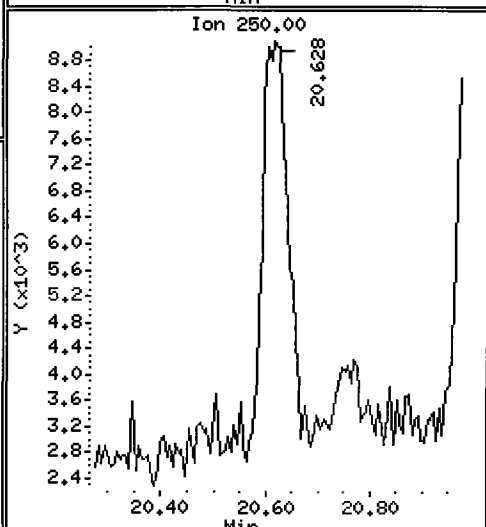
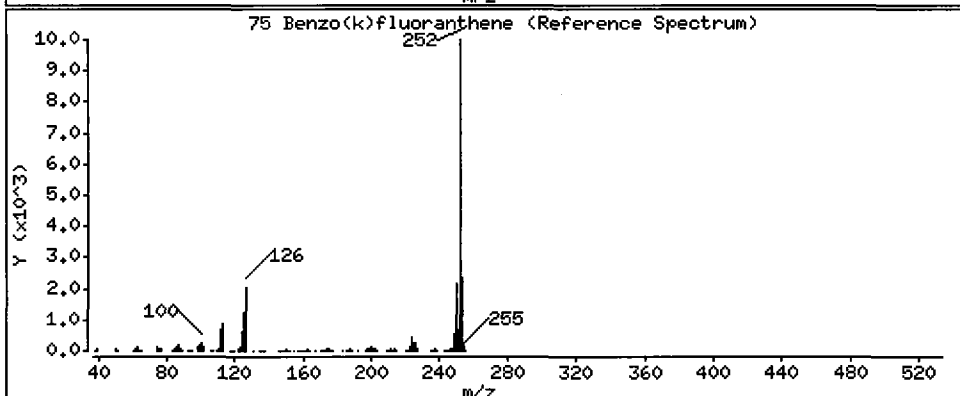
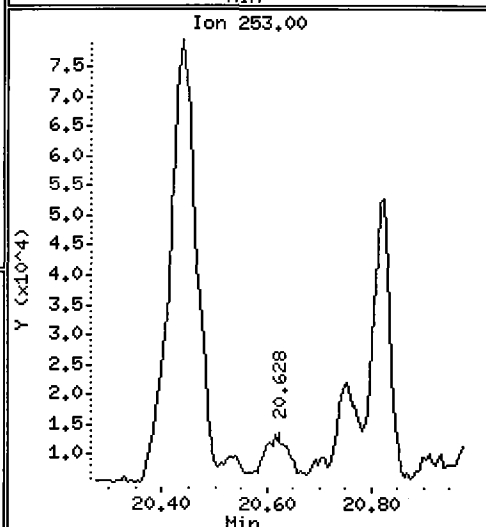
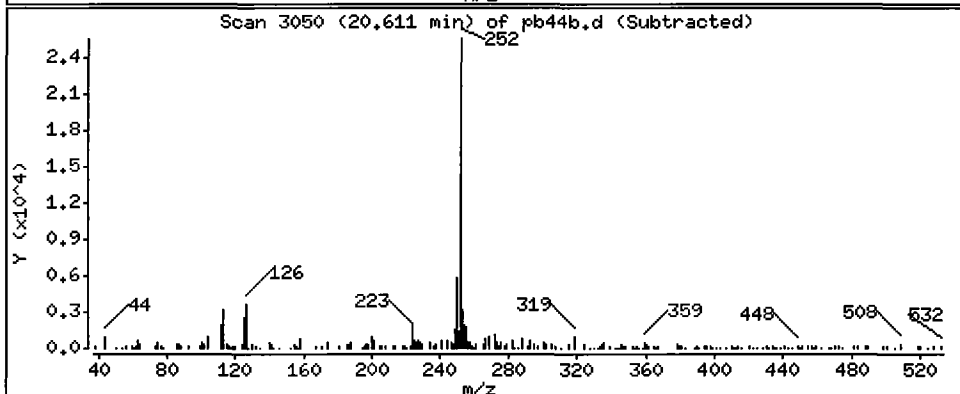
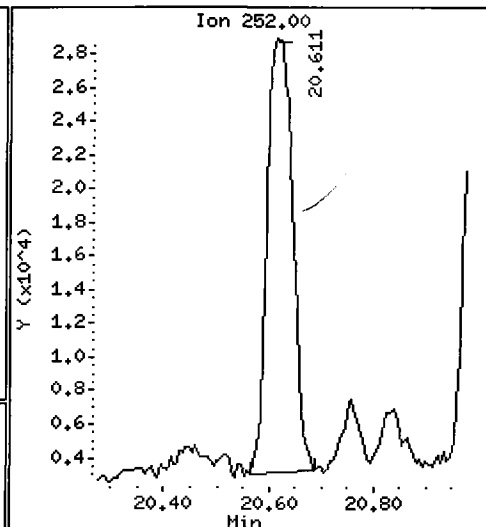
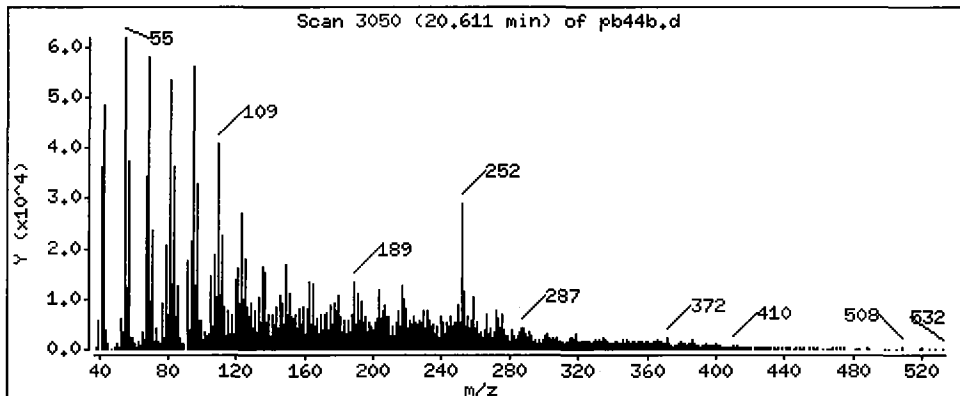
Column phase: ZB-5

Column diameter: 0.32

Handwritten mark

75 Benzo(k)fluoranthene

Concentration: 46.53 ug/kg



Date : 16-JUN-2009 15:23

Client ID: 3SED4-B

Instrument: nt4.i

Sample Info: PB44B

Volume Injected (uL): 1.0

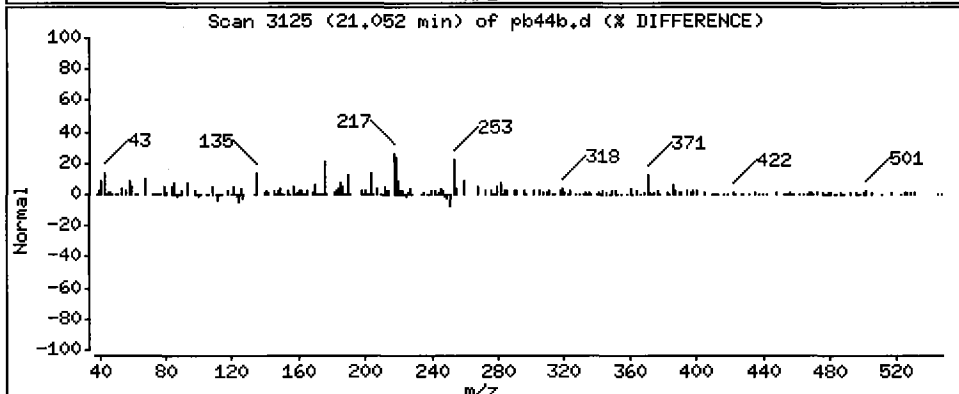
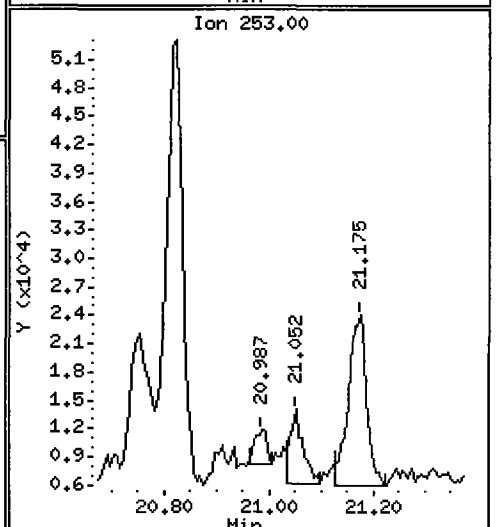
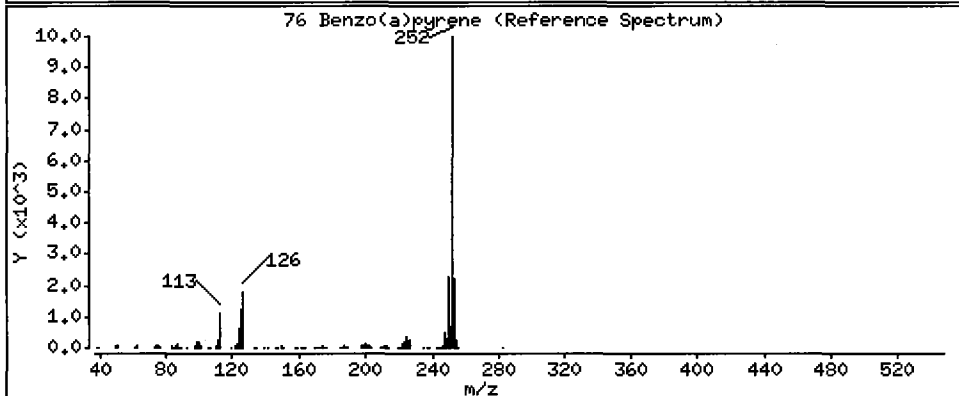
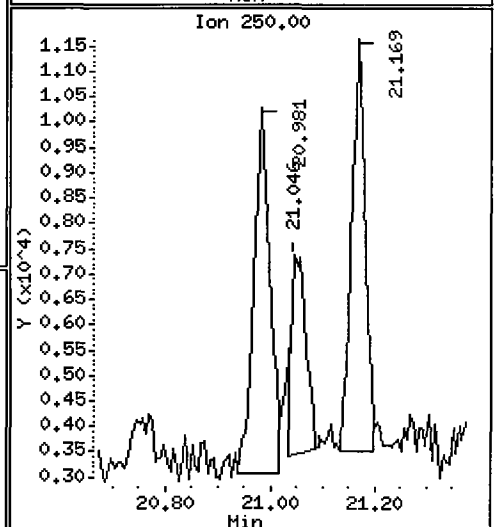
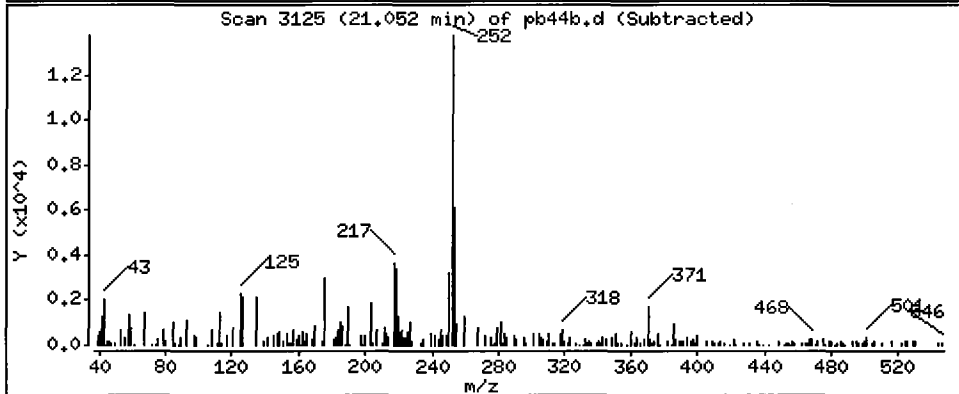
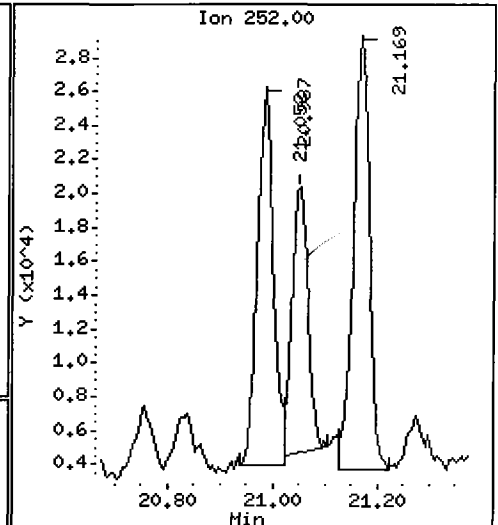
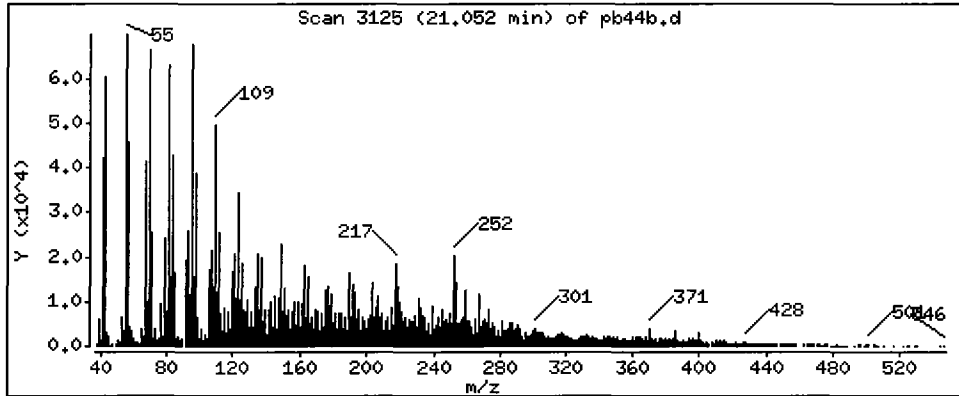
Operator: LJR/VTS

Column phase: ZB-5

Column diameter: 0.32

76 Benzo(a)pyrene

Concentration: 20.76 ug/kg



Date : 16-JUN-2009 15:23

Client ID: 3SED4-B

Instrument: nt4.i

Sample Info: PB44B

Volume Injected (uL): 1.0

Operator: LJR/VTS

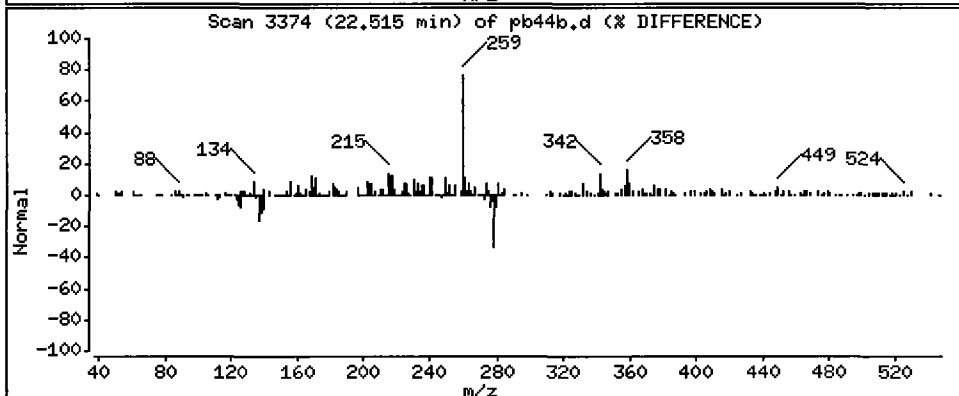
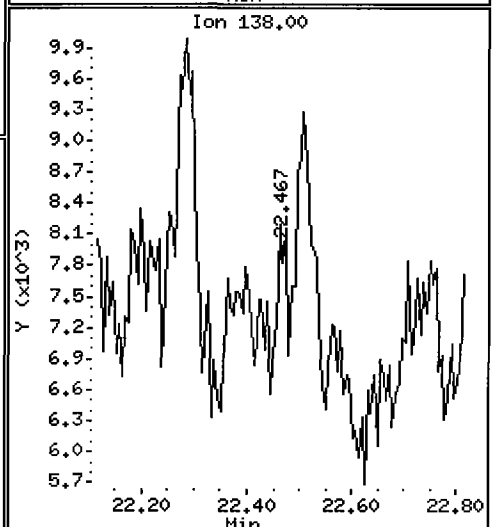
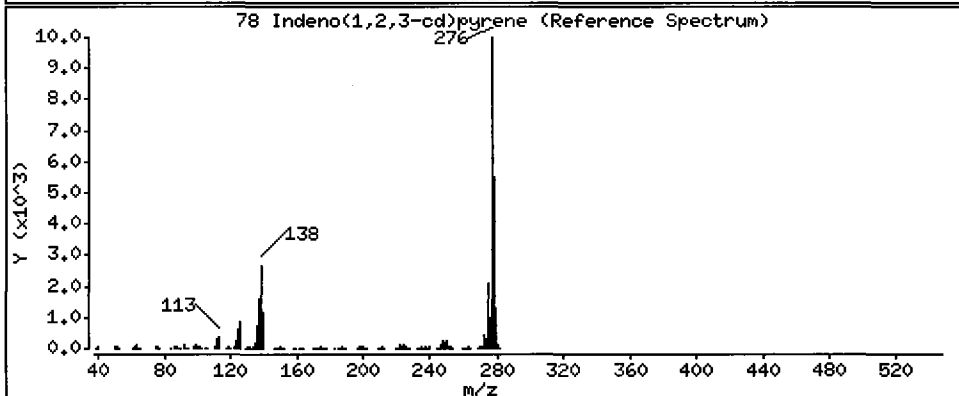
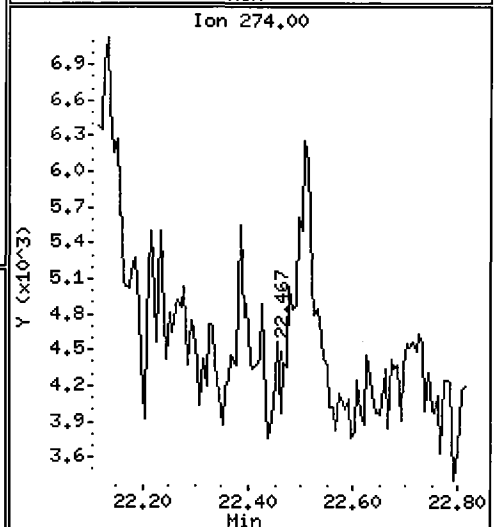
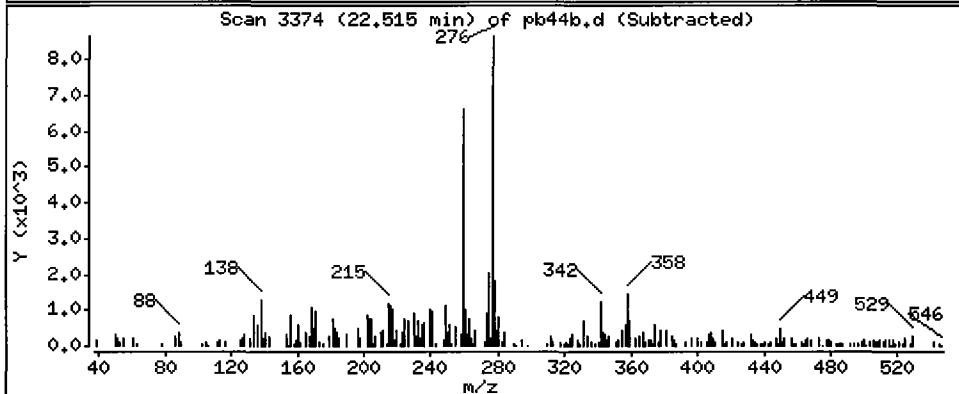
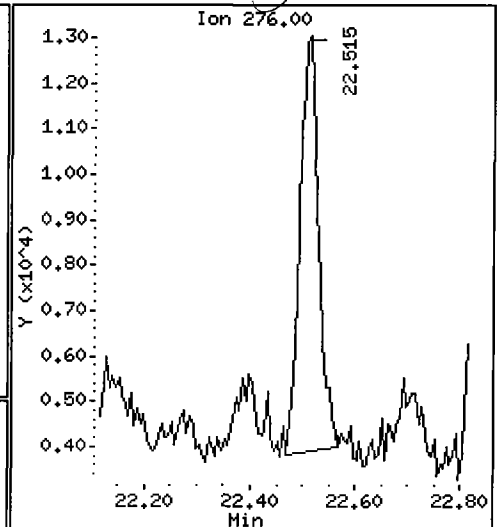
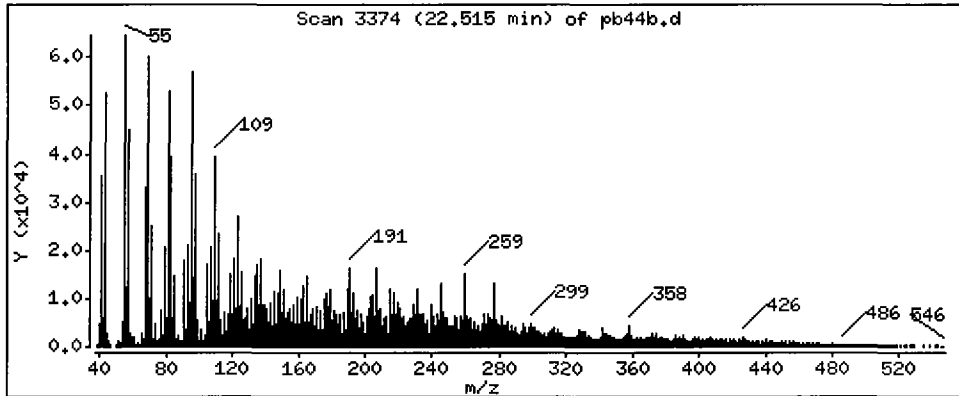
Column phase: ZB-5

Column diameter: 0.32

JLR

78 Indeno(1,2,3-cd)pyrene

Concentration: 11.08 ug/kg



Date: 16-JUN-2009 15:23

Client ID: 3SED4-B

Instrument: nt4.i

Sample Info: PB44B

Volume Injected (uL): 1.0

Operator: LJR/VTS

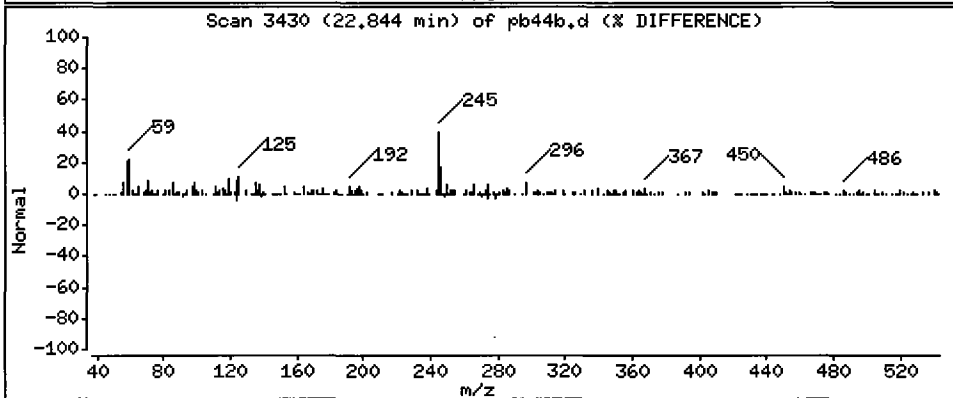
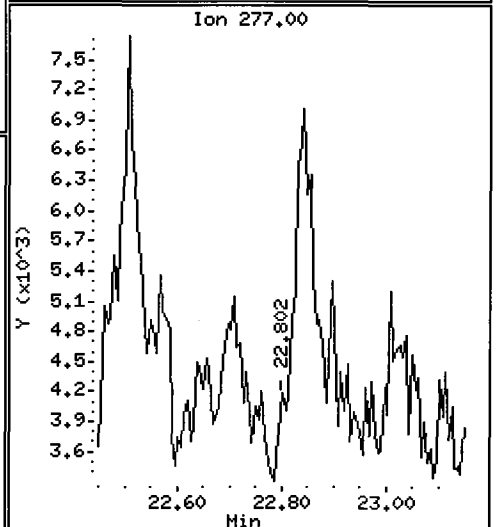
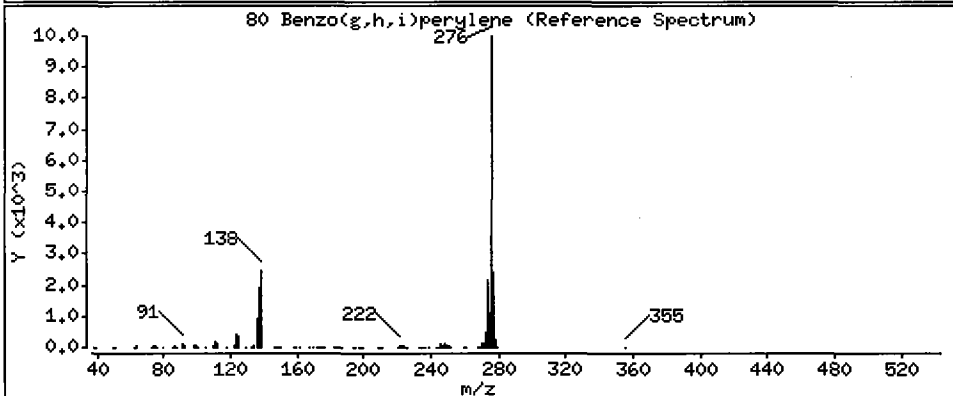
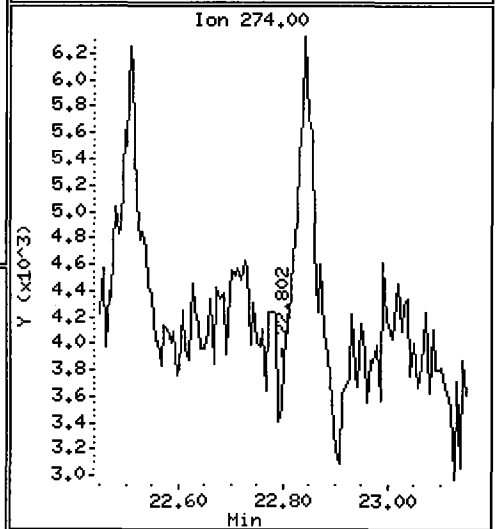
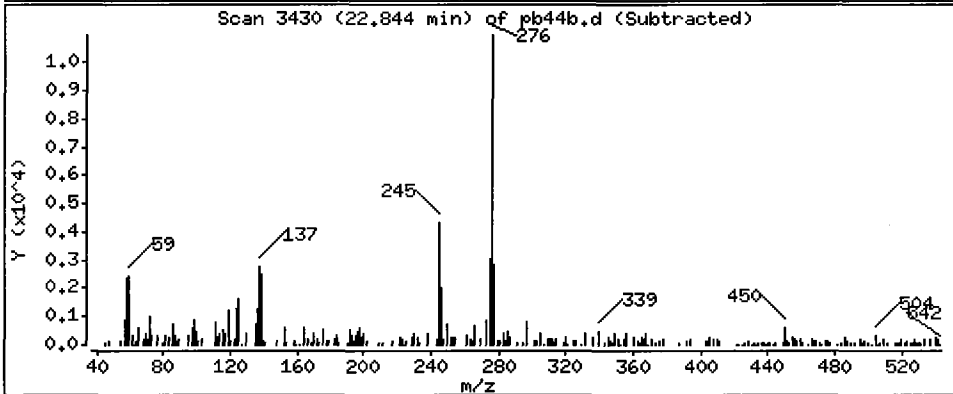
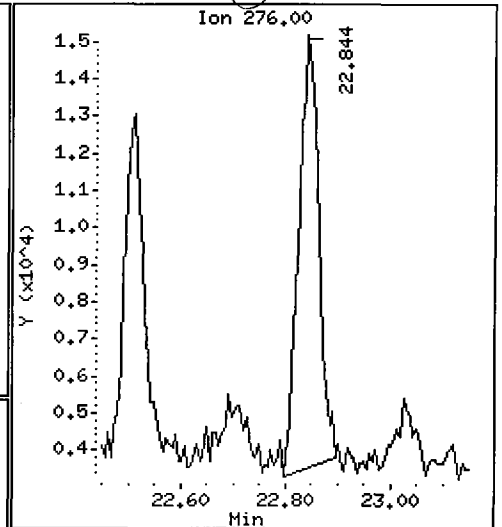
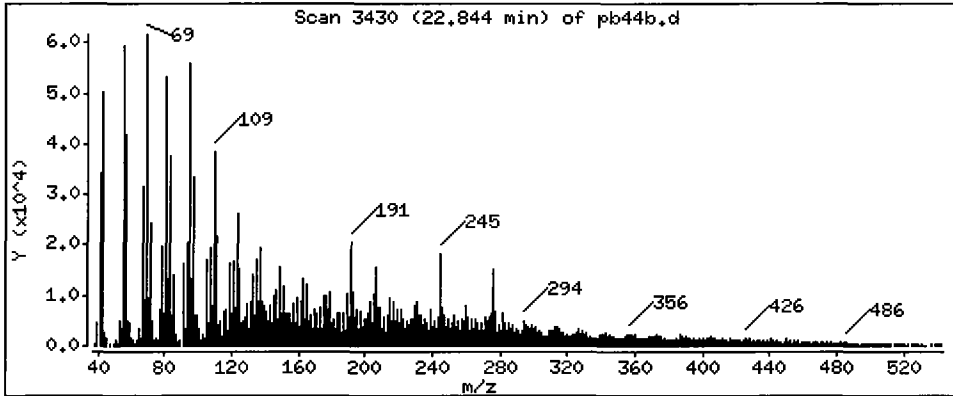
Column phase: ZB-5

Column diameter: 0.32

80 Benzo(g,h,i)perylene

Concentration: 16.65 ug/kg

FLR



ORGANICS ANALYSIS DATA SHEET
PSDDA Semivolatiles by SW8270D GC/MS
 Page 1 of 1

Sample ID: 3SED4-C
SAMPLE

Lab Sample ID: PB44C
 LIMS ID: 09-12789
 Matrix: Sediment
 Data Release Authorized: *[Signature]*
 Reported: 06/17/09

QC Report No: PB44-ENVIRONMENTAL SCIENCE CORP.
 Project: JELD-WEN NORD DOOR
 NA
 Date Sampled: 06/04/09
 Date Received: 06/04/09

Date Extracted: 06/10/09
 Date Analyzed: 06/16/09 15:57
 Instrument/Analyst: NT4/LJR
 GPC Cleanup: Yes

Sample Amount: 25.5 g-dry-wt
 Final Extract Volume: 0.5 mL
 Dilution Factor: 1.00
 Percent Moisture: 25.3%

CAS Number	Analyte	RL	Result
108-95-2	Phenol	20	30
541-73-1	1,3-Dichlorobenzene	20	< 20 U
106-46-7	1,4-Dichlorobenzene	20	< 20 U
100-51-6	Benzyl Alcohol	20	< 20 U
95-50-1	1,2-Dichlorobenzene	20	< 20 U
95-48-7	2-Methylphenol	20	< 20 U
106-44-5	4-Methylphenol	20	16 J
67-72-1	Hexachloroethane	20	< 20 U
105-67-9	2,4-Dimethylphenol	20	< 20 U
65-85-0	Benzoic Acid	200	< 200 U
120-82-1	1,2,4-Trichlorobenzene	20	< 20 U
91-20-3	Naphthalene	20	< 20 U
87-68-3	Hexachlorobutadiene	20	< 20 U
91-57-6	2-Methylnaphthalene	20	< 20 U
131-11-3	Dimethylphthalate	20	< 20 U
208-96-8	Acenaphthylene	20	< 20 U
83-32-9	Acenaphthene	20	< 20 U
132-64-9	Dibenzofuran	20	< 20 U
84-66-2	Diethylphthalate	20	< 20 U
86-73-7	Fluorene	20	10 J
86-30-6	N-Nitrosodiphenylamine	20	< 20 U
118-74-1	Hexachlorobenzene	20	< 20 U
87-86-5	Pentachlorophenol	98	< 98 U
85-01-8	Phenanthrene	20	120
120-12-7	Anthracene	20	16 J
84-74-2	Di-n-Butylphthalate	20	< 20 U
206-44-0	Fluoranthene	20	300
129-00-0	Pyrene	20	180
85-68-7	Butylbenzylphthalate	20	< 20 U
56-55-3	Benzo (a) anthracene	20	58
117-81-7	bis (2-Ethylhexyl)phthalate	20	26
218-01-9	Chrysene	20	110
117-84-0	Di-n-Octyl phthalate	20	< 20 U
205-99-2	Benzo (b) fluoranthene	20	54
207-08-9	Benzo (k) fluoranthene	20	54
50-32-8	Benzo (a) pyrene	20	31
193-39-5	Indeno (1,2,3-cd) pyrene	20	15 J
53-70-3	Dibenz (a, h) anthracene	20	< 20 U
191-24-2	Benzo (g, h, i) perylene	20	18 J
90-12-0	1-Methylnaphthalene	20	< 20 U

Reported in µg/kg (ppb)

Semivolatile Surrogate Recovery

d5-Nitrobenzene	58.4%	2-Fluorobiphenyl	64.0%
d14-p-Terphenyl	72.0%	d4-1,2-Dichlorobenzene	52.8%
d5-Phenol	67.5%	2-Fluorophenol	57.9%
2,4,6-Tribromophenol	81.9%	d4-2-Chlorophenol	69.6%

Analytical Resources, Inc.

Semivolatle Report SW846 Method 8270D

Data file : /chem3/nt4.i/20090616.b/pb44c.d
 Lab Smp Id: PB44C Client Smp ID: 3SED4-C
 Inj Date : 16-JUN-2009 15:57 Inst ID: nt4.i
 Operator : LJR/VTS
 Smp Info : PB44C
 Misc Info : 09-12789
 Comment : 1ul Injection
 Method : /chem3/nt4.i/20090616.b/SW846.m
 Meth Date : 17-Jun-2009 10:11 jeff Quant Type: ISTD
 Cal Date : 08-MAY-2009 15:22 Cal File: c800508.d
 Als bottle: 6
 Dil Factor: 1.00000
 Integrator: HP RTE Compound Sublist: PSDDA.sub
 Target Version: 3.50

WTK
6/17/09

Concentration Formula: Amt * DF * Vt / (Ws * (100 - M) / 100) * CpndVariable

Name	Value	Description
DF	1.00000	Dilution Factor
Vt	500.00000	Volume of final extract (uL)
Ws	34.20000	Weight of sample extracted (g)
M	25.30000	% Moisture

Cpnd Variable

Local Compound Variable

Compounds	QUANT SIG	RT	EXP RT	REL RT	RESPONSE	CONCENTRATIONS	
						ON-COLUMN (ug/mL)	FINAL (ug/kg)
\$ 1 2-Fluorophenol	112	5.514	5.475	(0.738)	270668	21.6940	424.6
\$ 2 Phenol-d5	99	7.195	7.091	(0.963)	429065	25.2546	494.3
3 Phenol	94	7.218	7.114	(0.966)	29353	1.51235	29.60
\$ 5 2-Chlorophenol-d4	132	7.195	7.167	(0.963)	273874	26.1011	510.8
4 Bis(2-Chloroethyl)ether	93	Compound Not Detected.					
6 2-Chlorophenol	128	Compound Not Detected.					
7 1,3-Dichlorobenzene	146	Compound Not Detected.					
* 8 1,4-Dichlorobenzene-d4	152	7.471	7.461	(1.000)	162840	20.0000	
9 1,4-Dichlorobenzene	146	Compound Not Detected.					
\$ 10 1,2-Dichlorobenzene-d4	152	7.765	7.761	(1.039)	101324	13.2266	258.9
12 1,2-Dichlorobenzene	146	Compound Not Detected.					
11 Benzyl alcohol	108	Compound Not Detected.					
14 2,2'-oxybis(1-Chloropropane)	45	Compound Not Detected.					
13 2-Methylphenol	108	Compound Not Detected.					
17 Hexachloroethane	117	Compound Not Detected.					

Compounds	QUANT SIG MASS	RT	EXP RT	REL RT	RESPONSE	CONCENTRATIONS	
						ON-COLUMN (ug/mL)	FINAL (ug/kg)
16 N-Nitroso-di-n-propylamine	70						
15 4-Methylphenol	108	8.288	8.272	(1.109)	10804	0.82605 LDL	16.17
\$ 18 Nitrobenzene-d5	82	8.405	8.401	(0.884)	248433	14.5589	284.9
19 Nitrobenzene	77						
20 Isophorone	82						
21 2-Nitrophenol	139						
22 2,4-Dimethylphenol	107						
23 Bis(2-Chloroethoxy)methane	93						
24 Benzoic acid	105						
25 2,4-Dichlorophenol	162						
26 1,2,4-Trichlorobenzene	180						
* 27 Naphthalene-d8	136	9.510	9.506	(1.000)	601338	20.0000	
28 Naphthalene	128						
29 4-Chloroaniline	127						
30 Hexachlorobutadiene	225						
31 4-Chloro-3-methylphenol	107						
32 2-Methylnaphthalene	141						
33 Hexachlorocyclopentadiene	237						
34 2,4,6-Trichlorophenol	196						
35 2,4,5-Trichlorophenol	196						
\$ 36 2-Fluorobiphenyl	172	11.308	11.309	(0.916)	444639	16.0401	313.9
37 2-Chloronaphthalene	162						
38 2-Nitroaniline	65						
39 Dimethylphthalate	163						
40 Acenaphthylene	152						
41 2,6-Dinitrotoluene	165						
* 42 Acenaphthene-d10	164	12.348	12.344	(1.000)	365710	20.0000	
43 3-Nitroaniline	138						
44 Acenaphthene	153						
45 2,4-Dinitrophenol	184						
46 Dibenzofuran	168						
47 4-Nitrophenol	109						
48 2,4-Dinitrotoluene	165						
50 Diethylphthalate	149						
49 Fluorene	166	13.211	13.207	(1.070)	13555	0.52806 LDL	10.33
51 4-Chlorophenyl-phenylether	204						
52 4-Nitroaniline	138						
53 4,6-Dinitro-2-methylphenol	198						
54 N-Nitrosodiphenylamine	169						
\$ 55 2,4,6-Tribromophenol	330	13.640	13.636	(1.105)	103754	30.7095	601.0
56 4-Bromophenyl-phenylether	248						
57 Hexachlorobenzene	284						
58 Pentachlorophenol	266						
* 59 Phenanthrene-d10	188	14.704	14.694	(1.000)	565675	20.0000	
60 Phenanthrene	178	14.739	14.735	(1.002)	211813	5.86709	114.8
61 Anthracene	178	14.804	14.805	(1.007)	28795	0.78575 LDL	15.38
62 Carbazole	167						

Compounds	QUANT SIG MASS	RT	EXP RT	REL RT	RESPONSE	CONCENTRATIONS	
						ON-COLUMN (ug/mL)	FINAL (ug/kg)
63 Di-n-butylphthalate	149						
64 Fluoranthene	202	16.660	16.650	(1.133)	555669	15.5217	303.8
65 Pyrene	202	17.007	16.997	(0.896)	389101	9.35419	183.1
\$ 66 Terphenyl-d14	244	17.348	17.338	(0.914)	447320	18.0192	352.7
67 Butylbenzylphthalate	149						
68 Benzo(a)anthracene	228	18.957	18.948	(0.998)	98544	2.95482	57.83
* 69 Chrysene-d12	240	18.987	18.977	(1.000)	483140	20.0000	
70 3,3'-Dichlorobenzidine	252						
71 Chrysene	228	19.022	19.018	(1.002)	178152	5.46252	106.9
72 bis(2-Ethylhexyl)phthalate	149	19.263	19.247	(0.954)	34467	1.29612	25.37
* 134 Di-n-octylphthalate-d4	153	20.197	20.181	(1.000)	822232	20.0000	
73 Di-n-octylphthalate	149						
74 Benzo(b)fluoranthene	252	20.614	20.593	(0.975)	199614	5.63081	110-2 2.76
75 Benzo(k)fluoranthene	252	20.614	20.628	(0.975)	199614	5.44126	106-5 2.760
76 Benzo(a)pyrene	252	21.055	21.027	(0.996)	49285	1.55535	30.44
* 77 Perylene-d12	264	21.137	21.110	(1.000)	507338	20.0000	
78 Indeno(1,2,3-cd)pyrene	276	22.506	22.467	(1.065)	30201	0.75898	14.85 (M)
79 Dibenzo(a,h)anthracene	278						
80 Benzo(g,h,i)perylene	276	22.841	22.802	(1.081)	33342	0.92724	18.15
90 N-Nitrosodimethylamine	74						
91 Aniline	93						
93 Benzidine	184						
103 Pyridine	79						
105 1-methylnaphthalene	141						
111 Azobenzene (1,2-DP-Hydrazine)	77						

QC Flag Legend

M - Compound response manually integrated.

Analytical Resources, Inc.

INTERNAL STANDARD COMPOUNDS
 AREA AND RT SUMMARY

Instrument ID: nt4.i
 Lab File ID: pb44c.d
 Lab Smp Id: PB44C
 Analysis Type: SV
 Quant Type: ISTD
 Operator: LJR/VTS
 Method File: /chem3/nt4.i/20090616.b/SW846.m
 Misc Info: 09-12789

Calibration Date: 16-JUN-2009
 Calibration Time: 13:06
 Client Smp ID: 3SED4-C
 Level: LOW
 Sample Type: Sediment

Test Mode:
 Use Initial Calibration Level 4.

COMPOUND	STANDARD	AREA LIMIT		SAMPLE	%DIFF
		LOWER	UPPER		
8 1,4-Dichlorobenze	180629	90314	361258	162840	-9.85
27 Naphthalene-d8	633172	316586	1266344	601338	-5.03
42 Acenaphthene-d10	336916	168458	673832	365710	8.55
59 Phenanthrene-d10	514258	257129	1028516	565675	10.00
69 Chrysene-d12	376875	188438	753750	483140	28.20
134 Di-n-octylphthala	640574	320287	1281148	822232	28.36
77 Perylene-d12	383864	191932	767728	507338	32.17

COMPOUND	STANDARD	RT LIMIT		SAMPLE	%DIFF
		LOWER	UPPER		
8 1,4-Dichlorobenze	7.46	6.96	7.96	7.47	0.13
27 Naphthalene-d8	9.51	9.01	10.01	9.51	0.04
42 Acenaphthene-d10	12.34	11.84	12.84	12.35	0.03
59 Phenanthrene-d10	14.69	14.19	15.19	14.70	0.07
69 Chrysene-d12	18.98	18.48	19.48	18.99	0.05
134 Di-n-octylphthala	20.18	19.68	20.68	20.20	0.08
77 Perylene-d12	21.11	20.61	21.61	21.14	0.13

AREA UPPER LIMIT = +100% of internal standard area.
 AREA LOWER LIMIT = - 50% of internal standard area.
 RT UPPER LIMIT = + 0.50 minutes of internal standard RT.
 RT LOWER LIMIT = - 0.50 minutes of internal standard RT.

Analytical Resources, Inc.

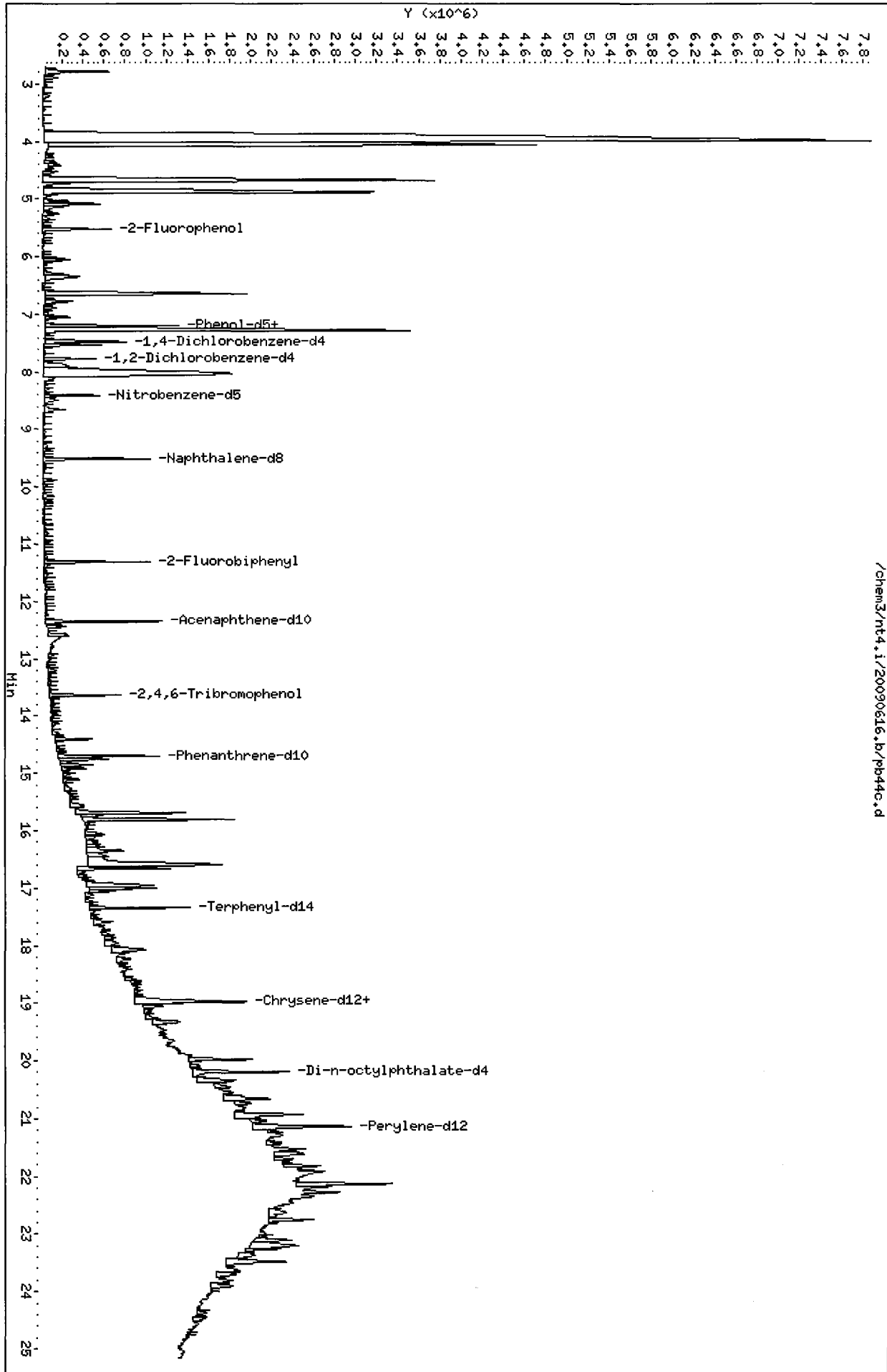
RECOVERY REPORT

Client Name: ESC
 Sample Matrix: SOLID
 Lab Smp Id: PB44C
 Level: LOW
 Data Type: MS DATA
 SpikeList File: PSDDALCS.spk
 Sublist File: PSDDA.sub
 Method File: /chem3/nt4.i/20090616.b/SW846.m
 Misc Info: 09-12789

Client SDG: PB44
 Fraction: SV
 Client Smp ID: 3SED4-C
 Operator: LJR/VTS
 SampleType: SAMPLE
 Quant Type: ISTD

SURROGATE COMPOUND	CONC ADDED ug/kg	CONC RECOVERED ug/kg	% RECOVERED	LIMITS
\$ 1 2-Fluorophenol	733.9	424.6	57.85	21-100
\$ 2 Phenol-d5	733.9	494.3	67.35	10-100
\$ 5 2-Chlorophenol-d4	733.9	510.8	69.60	30-100
\$ 10 1,2-Dichlorobenzen	489.3	258.9	52.91	24-100
\$ 18 Nitrobenzene-d5	489.3	284.9	58.24	26-100
\$ 36 2-Fluorobiphenyl	489.3	313.9	64.16	32-100
\$ 55 2,4,6-Tribromophen	733.9	601.0	81.89	33-118
\$ 66 Terphenyl-d14	489.3	352.7	72.08	21-97

/chem3/nt4.i/20090616.b/pb44c.d



Date : 16-JUN-2009 15:57

Client ID: 3SED4-C

Instrument: nt4.i

Sample Info: PB44C

Volume Injected (uL): 1.0

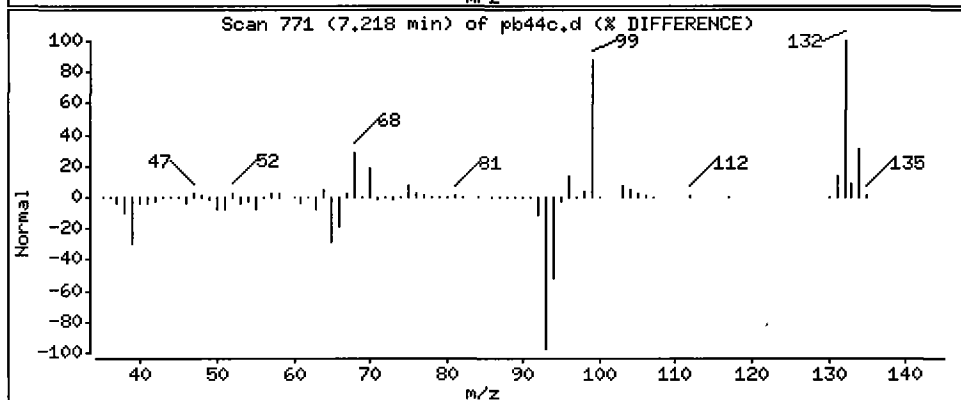
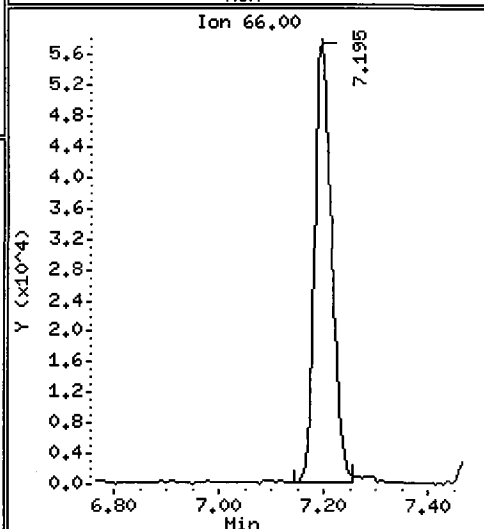
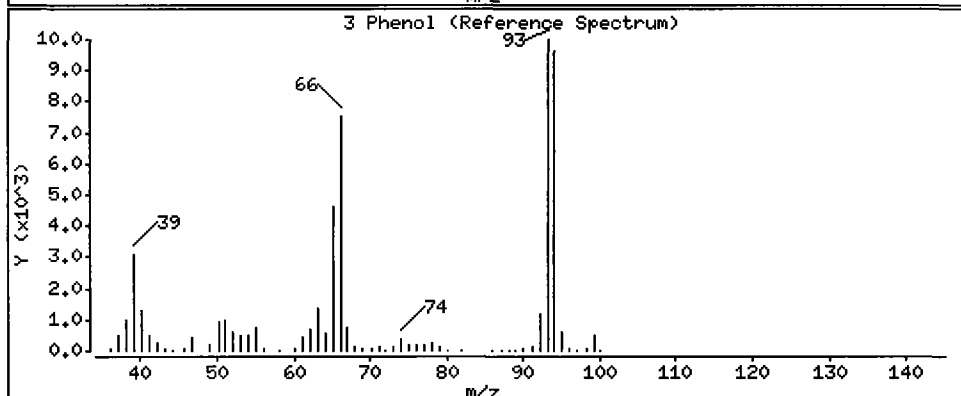
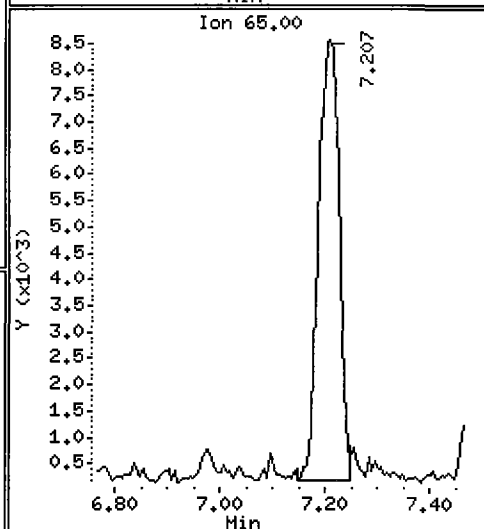
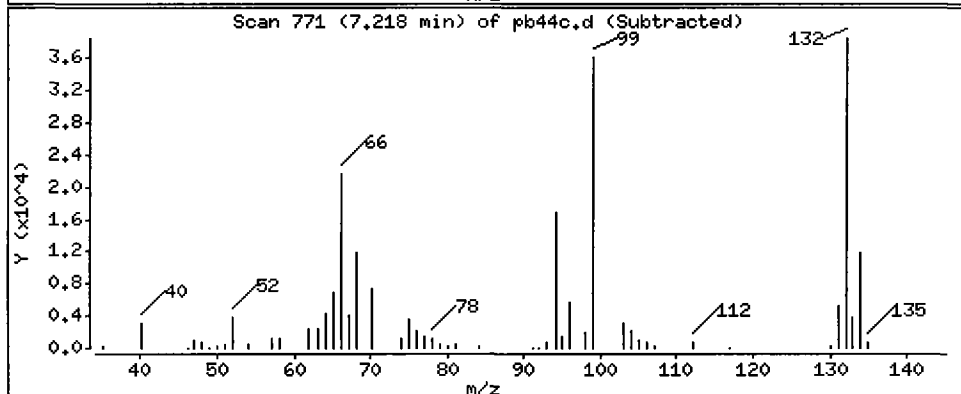
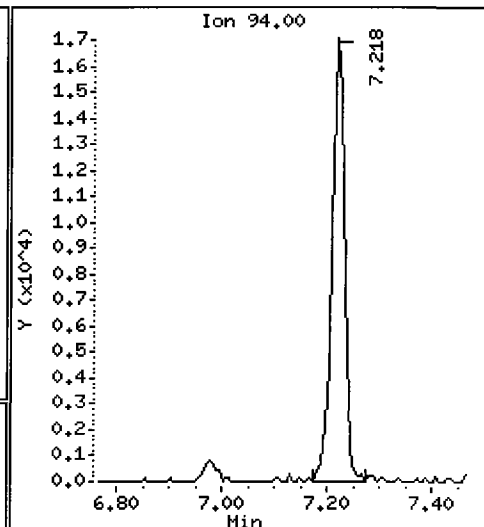
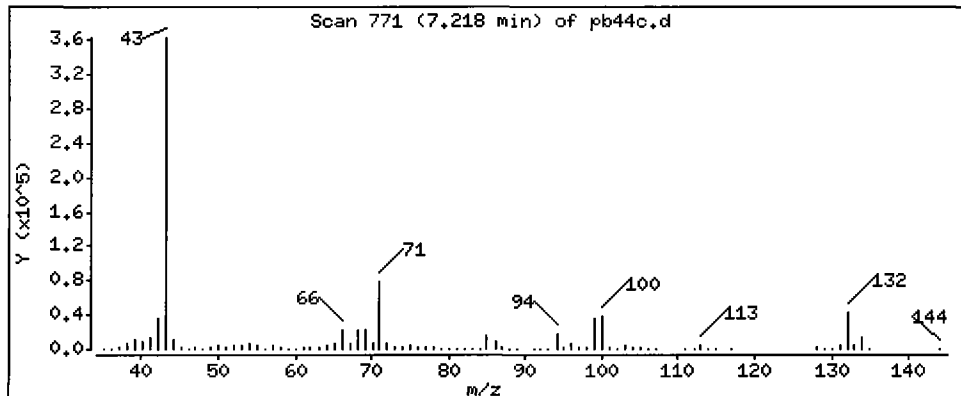
Operator: LJR/VTS

Column phase: ZB-5

Column diameter: 0.32

3 Phenol

Concentration: 29.60 ug/kg



Date : 16-JUN-2009 15:57

Client ID: 3SED4-C

Instrument: nt4.i

Sample Info: PB44C

Volume Injected (uL): 1.0

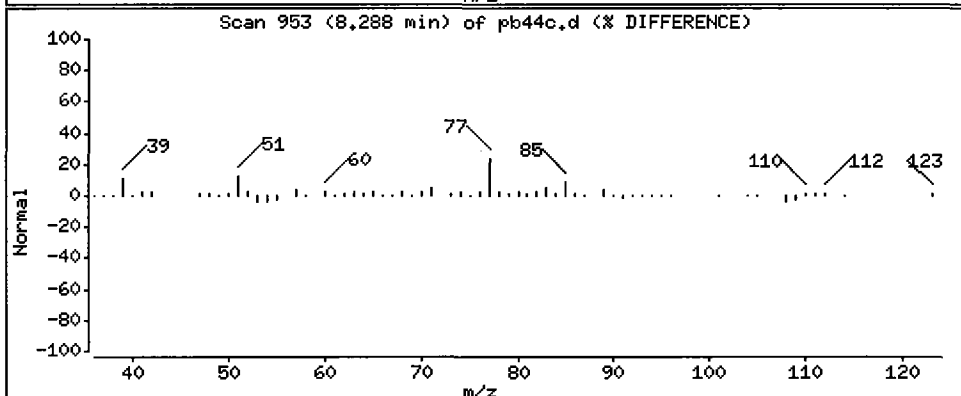
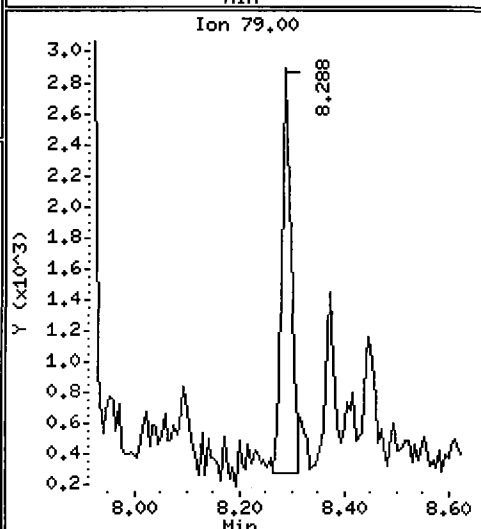
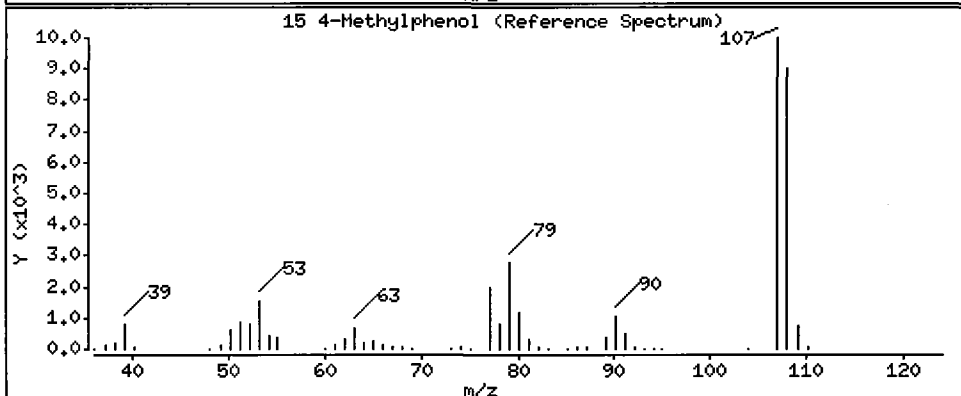
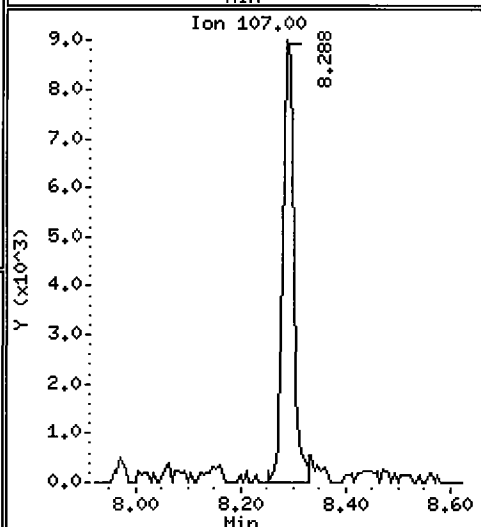
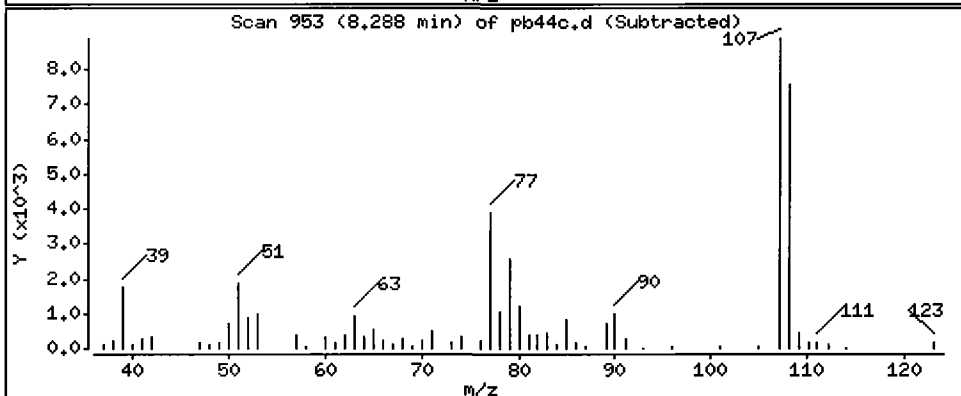
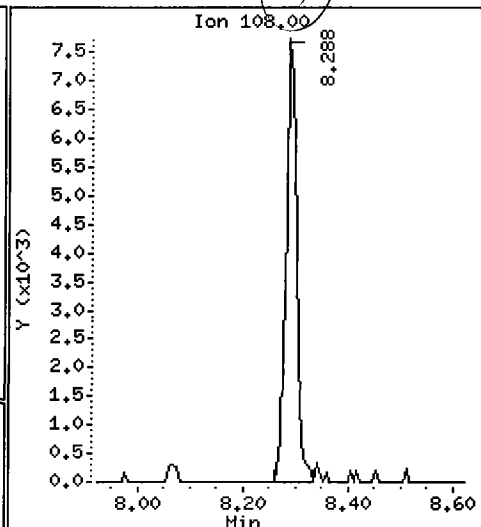
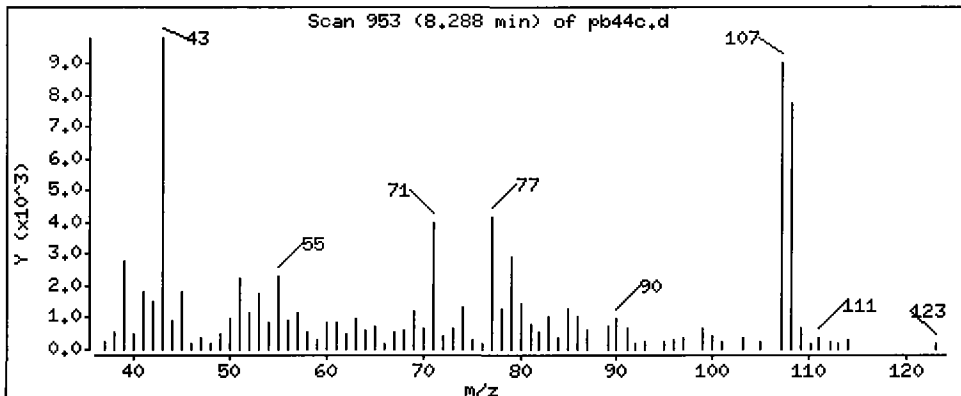
Operator: LJR/VTS

Column phase: ZB-5

Column diameter: 0.32

15 4-Methylphenol

Concentration: 16.17 ug/kg



Date : 16-JUN-2009 15:57

Client ID: 3SED4-C

Instrument: nt4.i

Sample Info: PB44C

Volume Injected (uL): 1.0

Operator: LJR/VTS

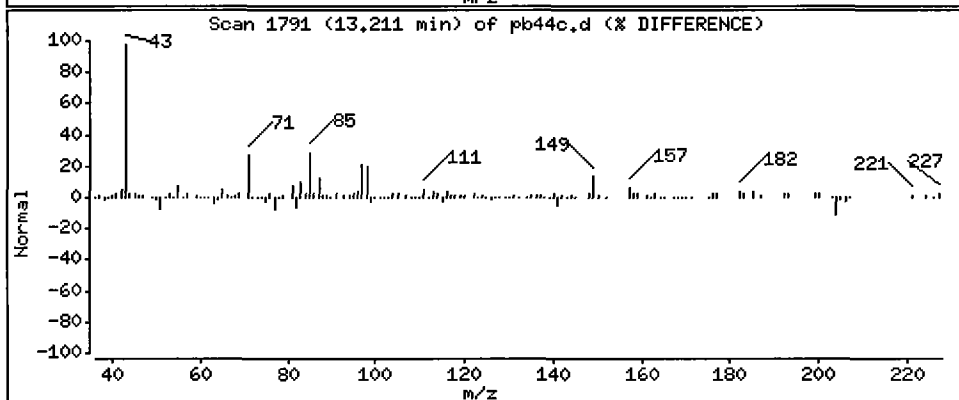
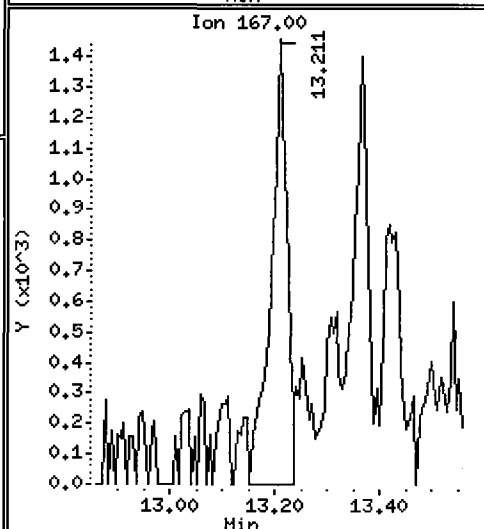
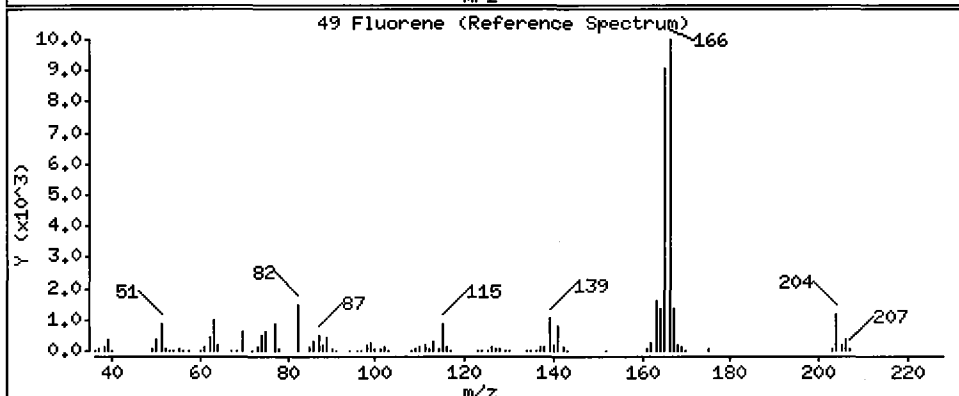
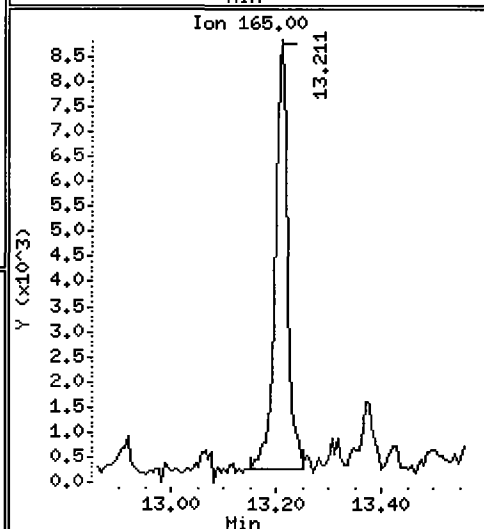
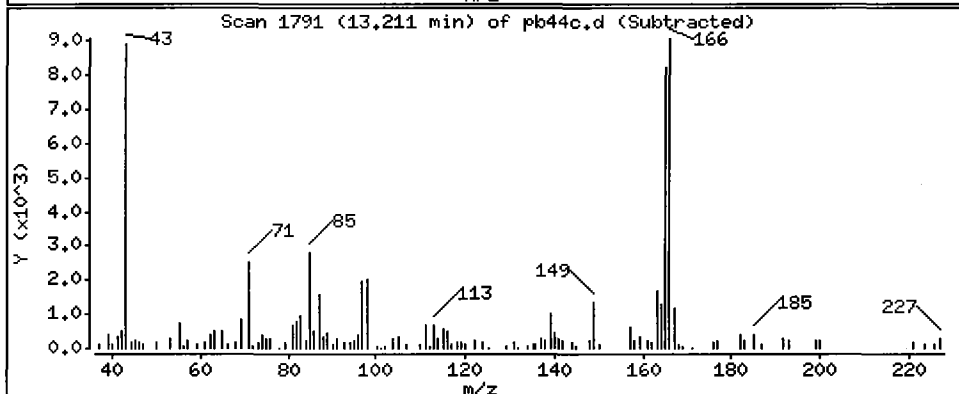
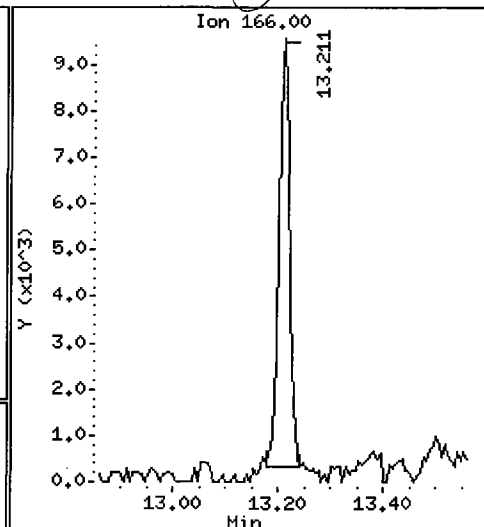
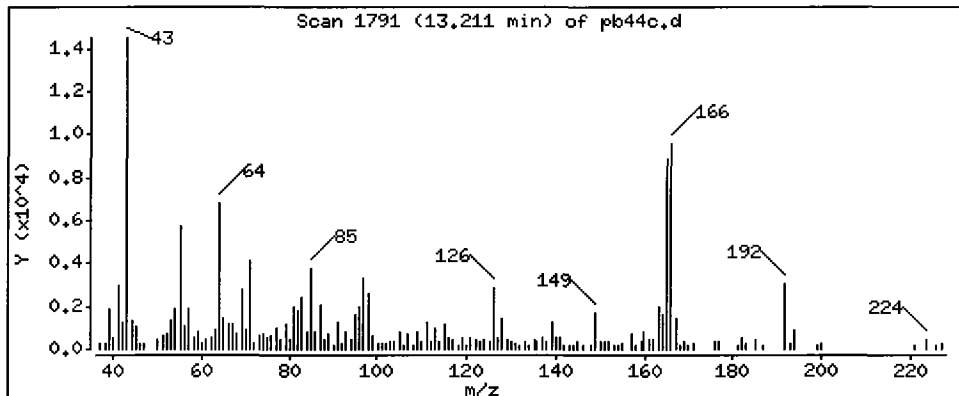
Column phase: ZB-5

Column diameter: 0.32

49 Fluorene

Concentration: 10.33 ug/kg

Handwritten signature



Date : 16-JUN-2009 15:57

Client ID: 3SED4-C

Instrument: nt4.i

Sample Info: PB44C

Volume Injected (uL): 1.0

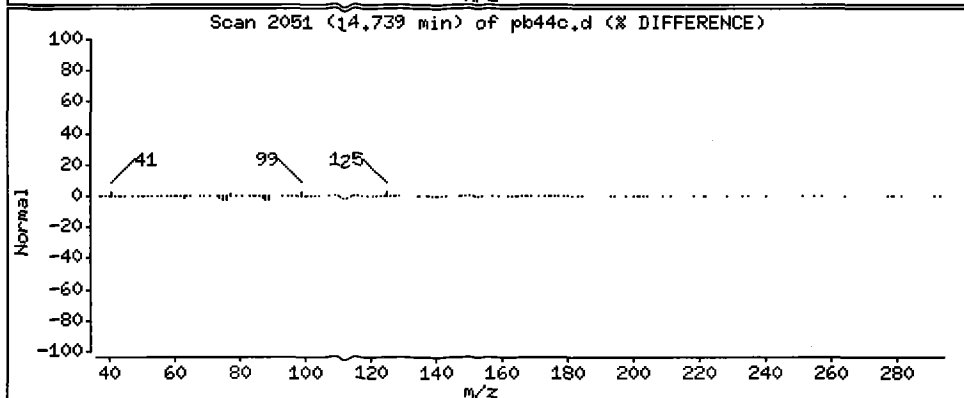
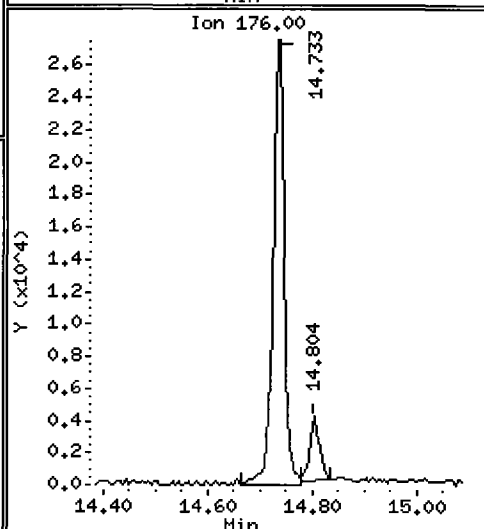
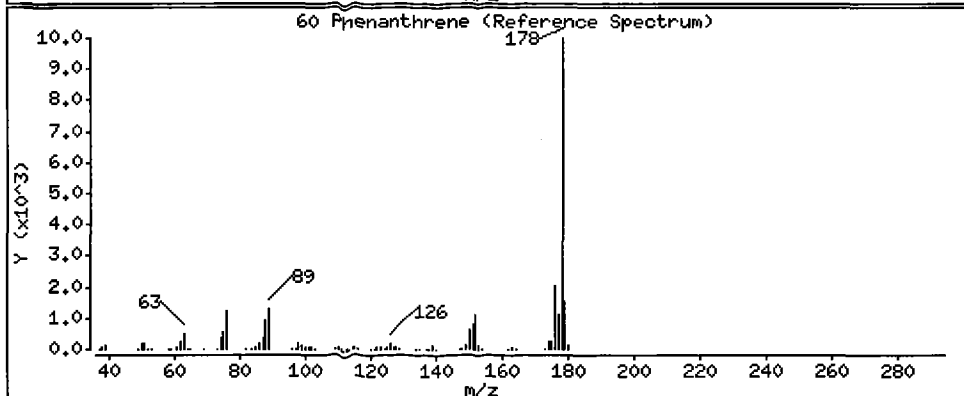
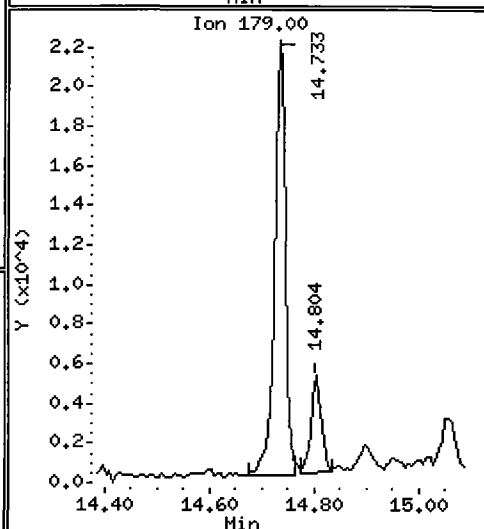
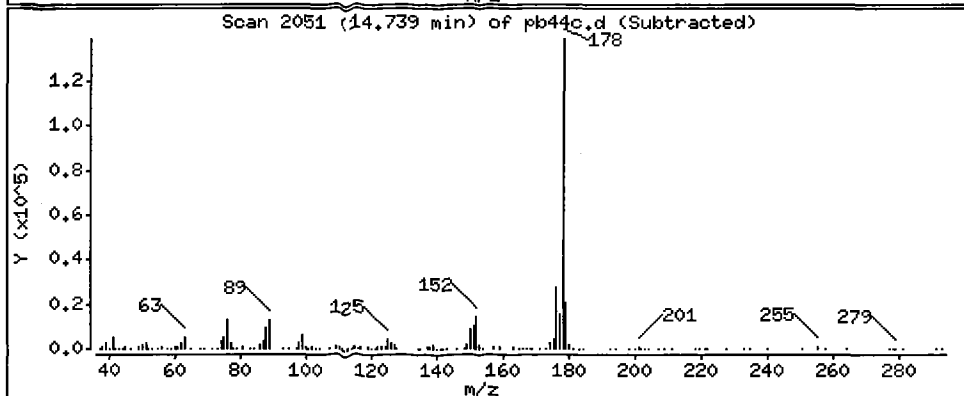
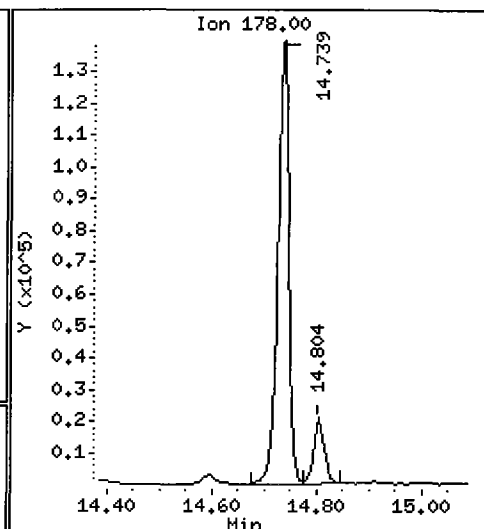
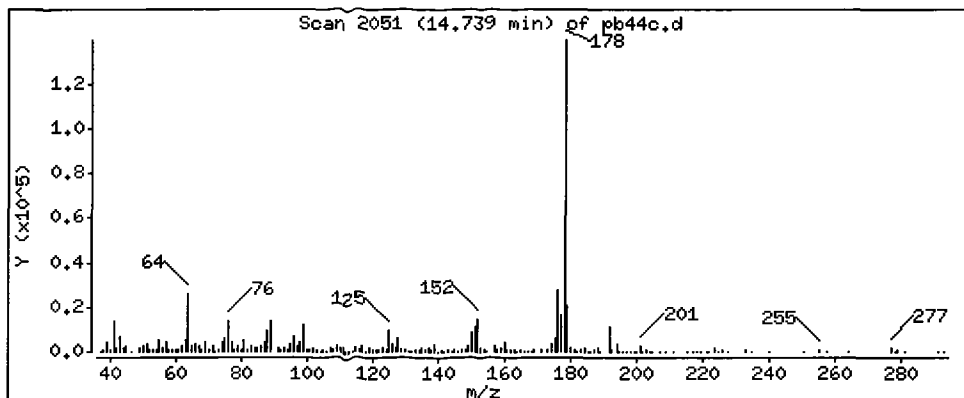
Operator: LJR/VTS

Column phase: ZB-5

Column diameter: 0.32

60 Phenanthrene

Concentration: 114.8 ug/kg



Date: 16-JUN-2009 15:57

Client ID: 3SED4-C

Instrument: nt4.i

Sample Info: PB44C

Volume Injected (uL): 1.0

Operator: LJR/VTS

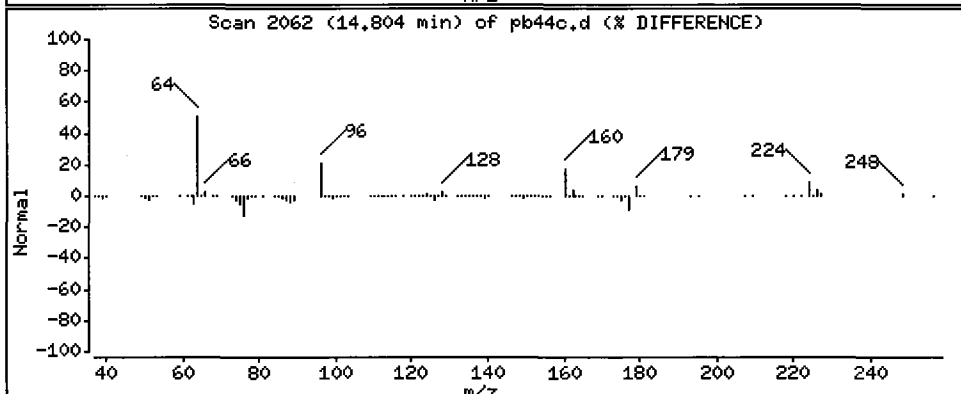
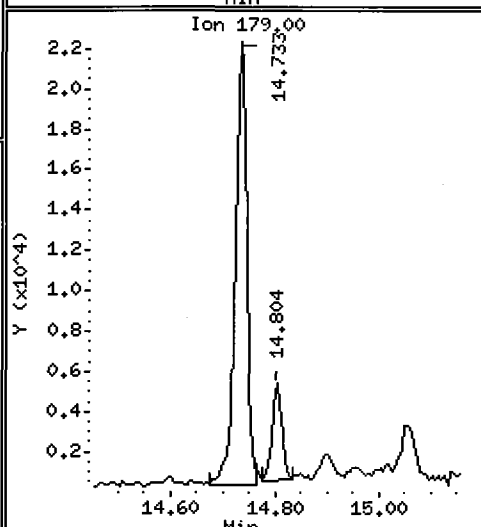
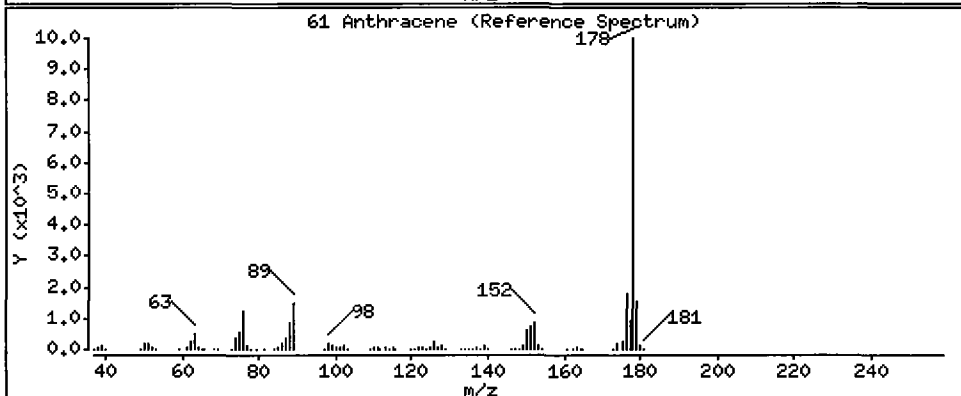
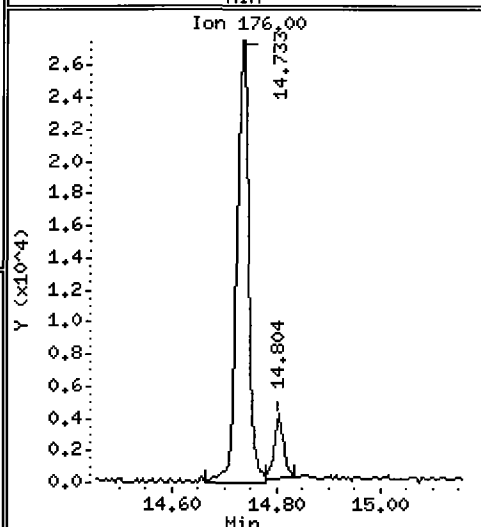
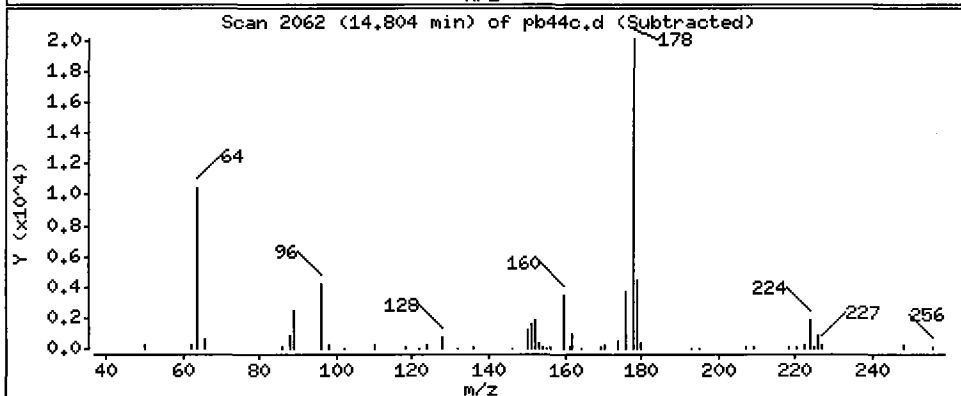
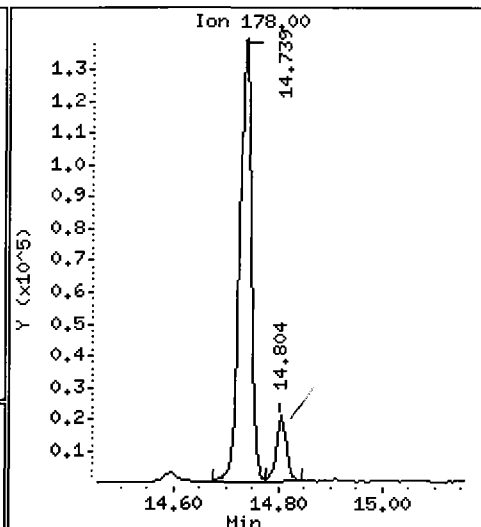
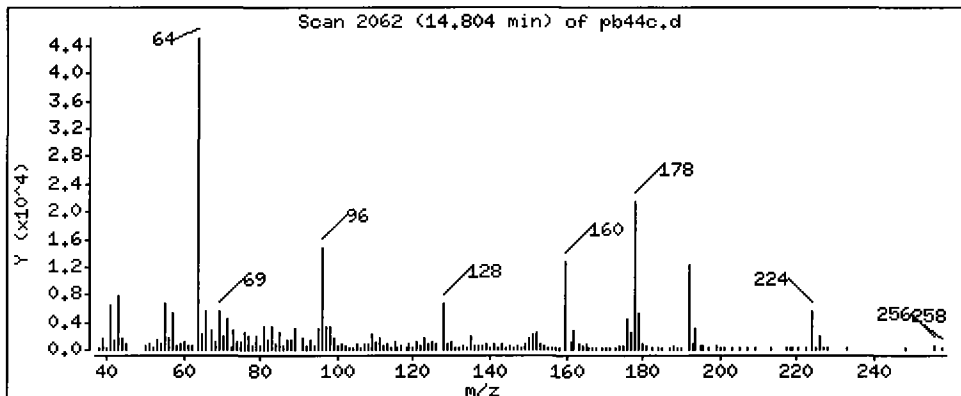
Column phase: ZB-5

Column diameter: 0.32

61 Anthracene

Concentration: 15.38 ug/kg

JLW



Date : 16-JUN-2009 15:57

Client ID: 3SED4-C

Instrument: nt4.i

Sample Info: PB44C

Volume Injected (uL): 1.0

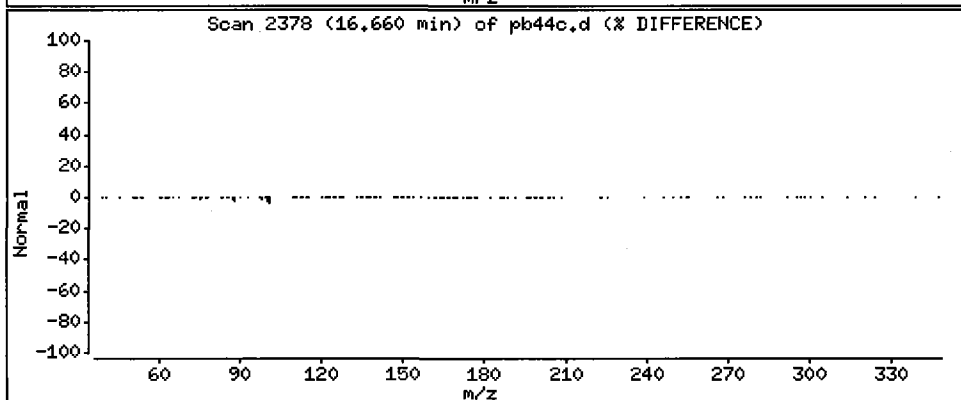
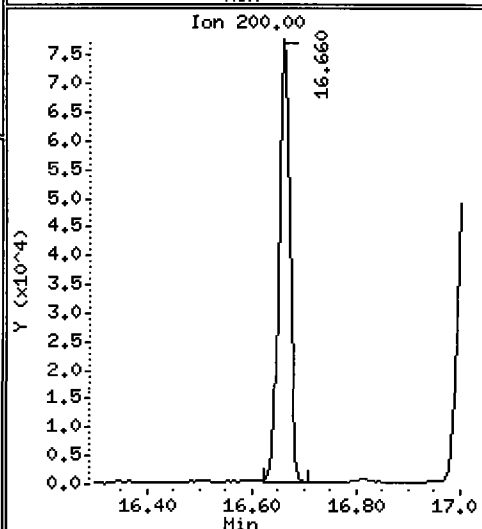
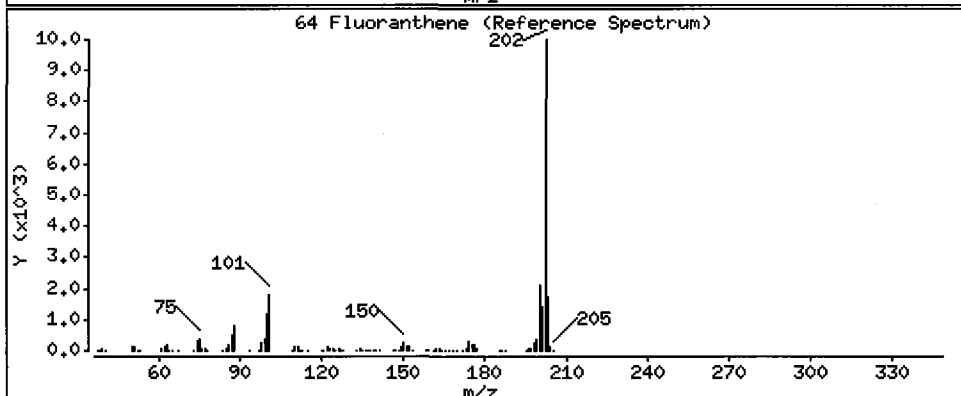
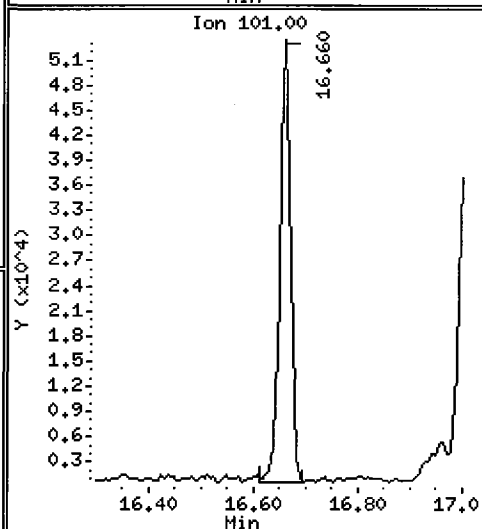
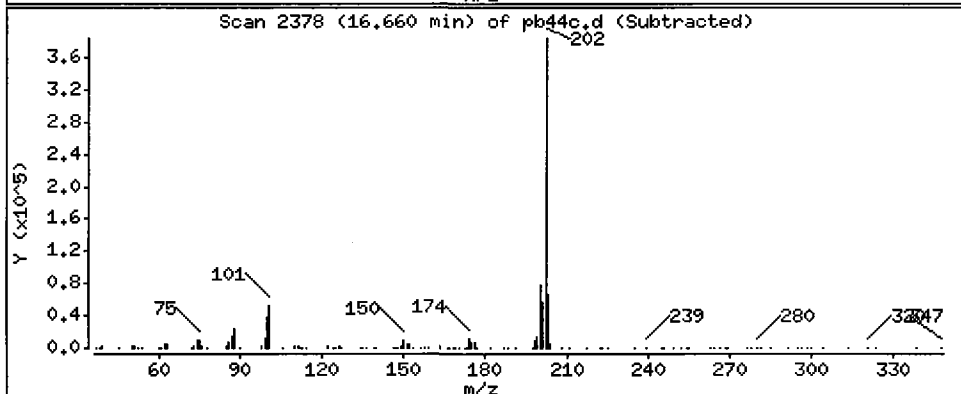
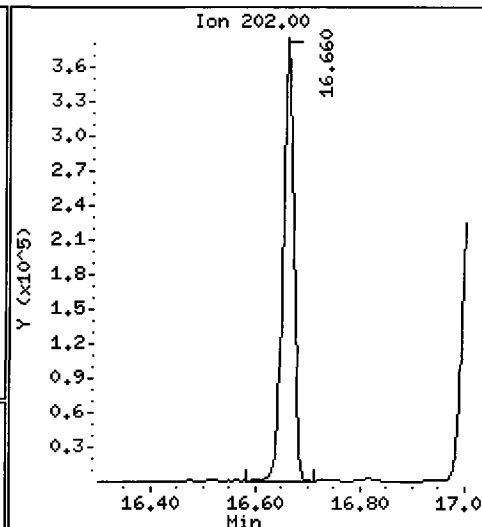
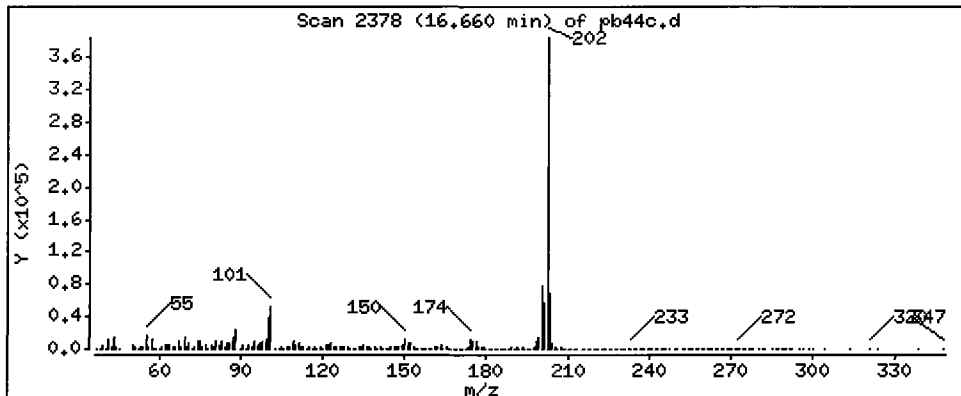
Operator: LJR/VTS

Column phase: ZB-5

Column diameter: 0.32

64 Fluoranthene

Concentration: 303.8 ug/kg



Date : 16-JUN-2009 15:57

Client ID: 3SED4-C

Instrument: nt4.i

Sample Info: PB44C

Volume Injected (uL): 1.0

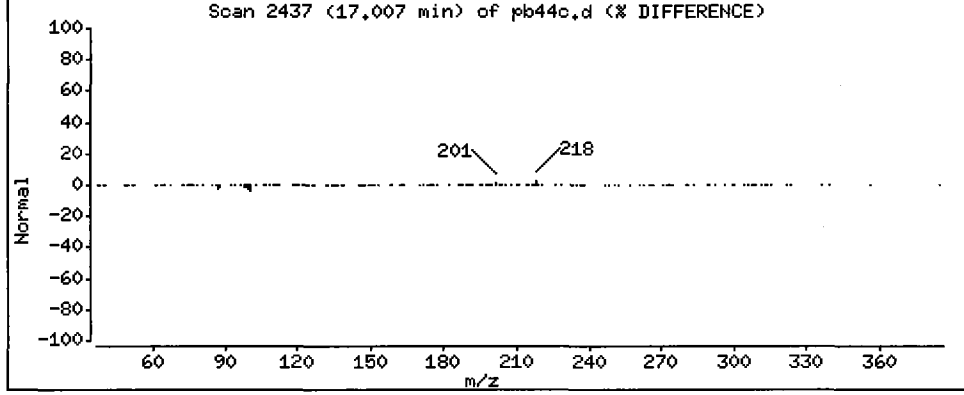
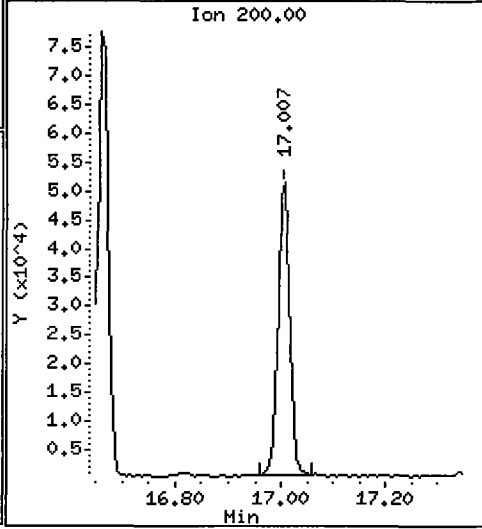
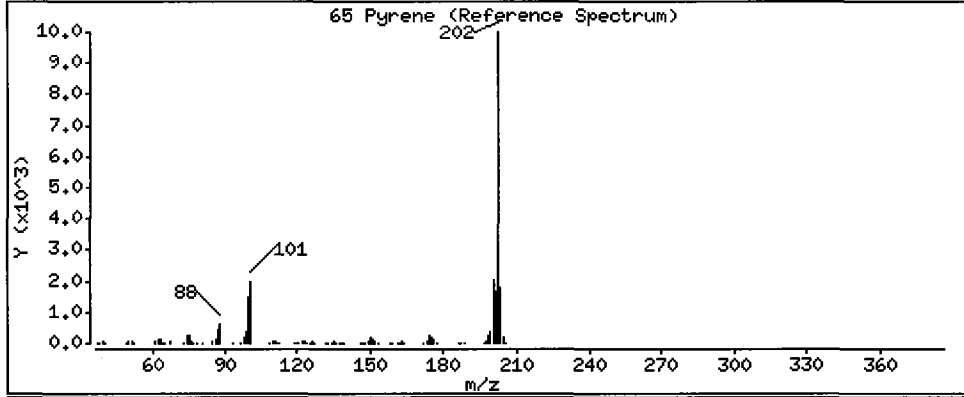
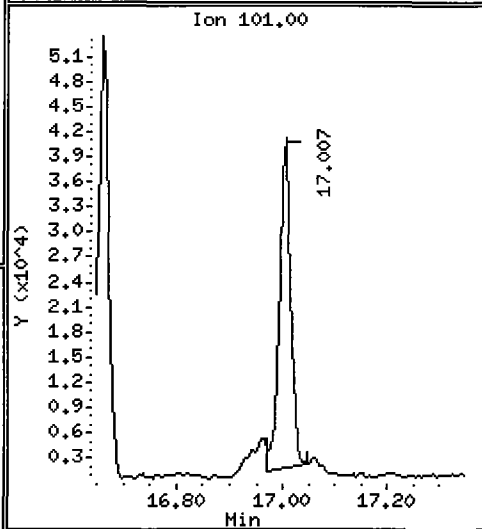
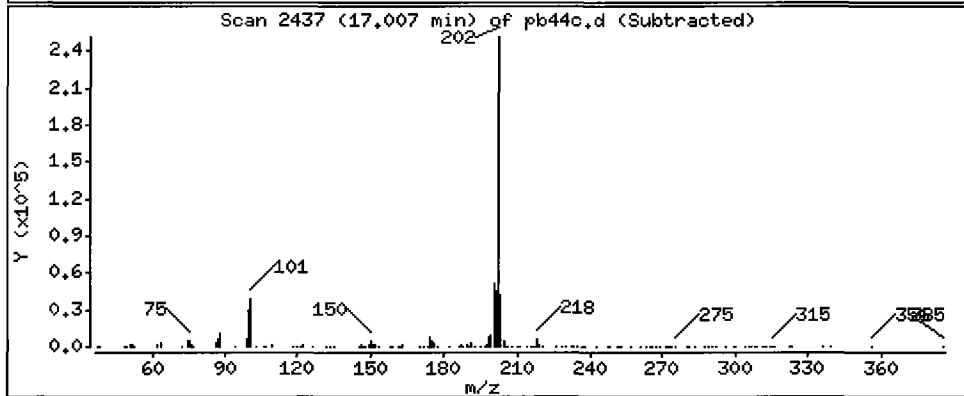
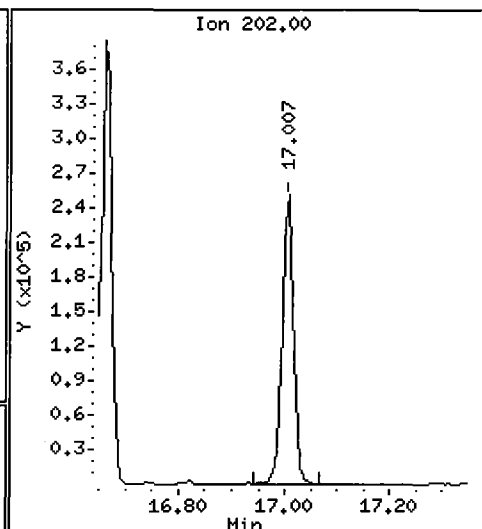
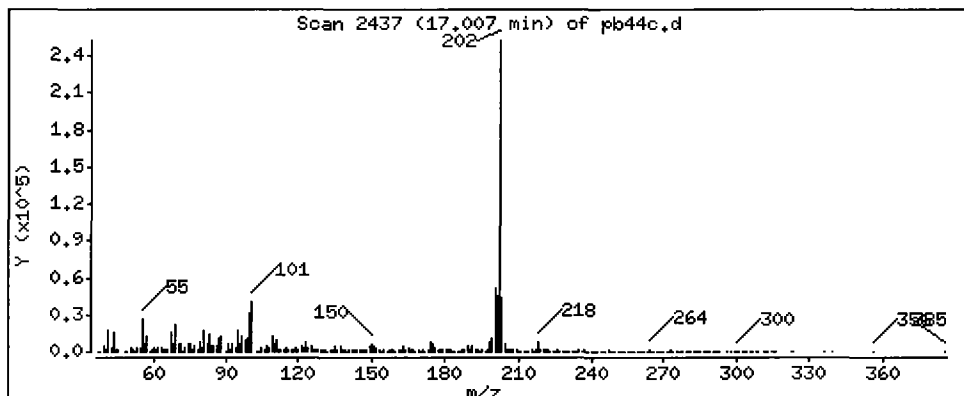
Operator: LJR/VTS

Column phase: ZB-5

Column diameter: 0.32

65 Pyrene

Concentration: 183.1 ug/kg



Date : 16-JUN-2009 15:57

Client ID: 3SED4-C

Instrument: nt4.i

Sample Info: PB44C

Volume Injected (uL): 1.0

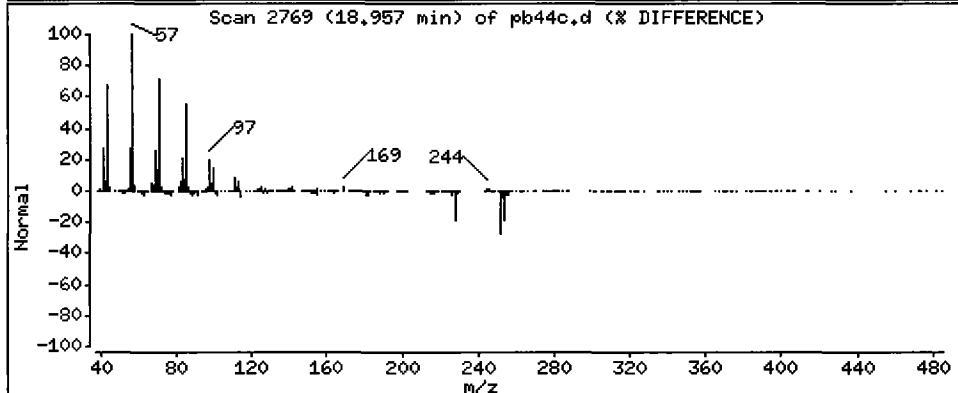
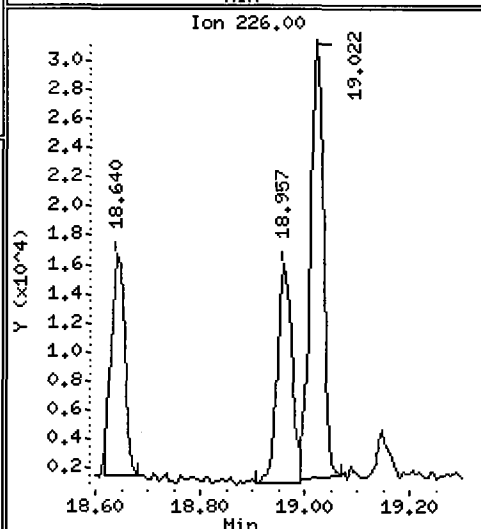
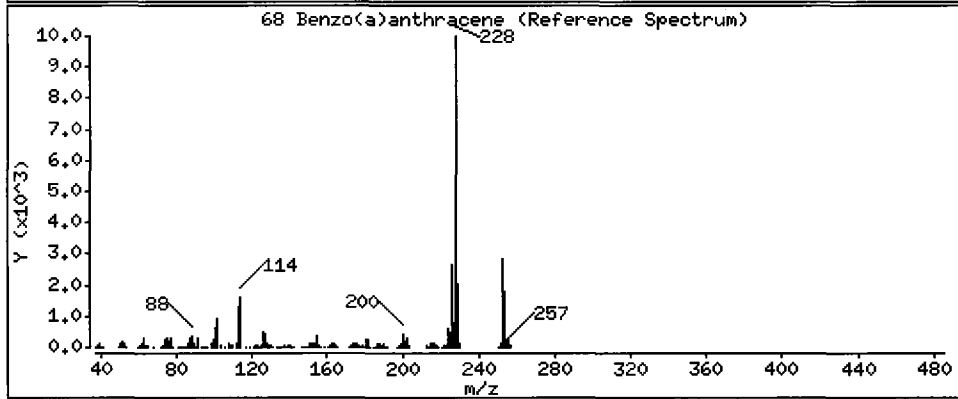
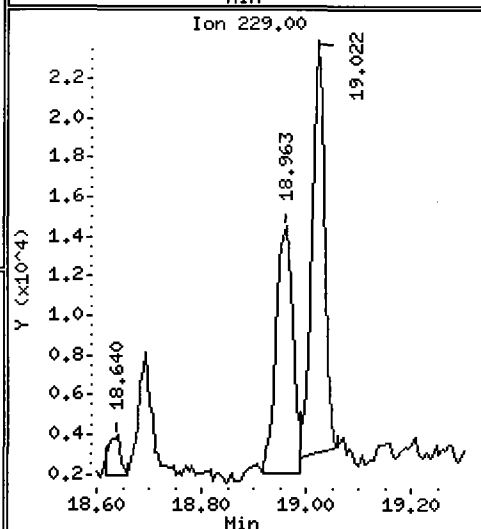
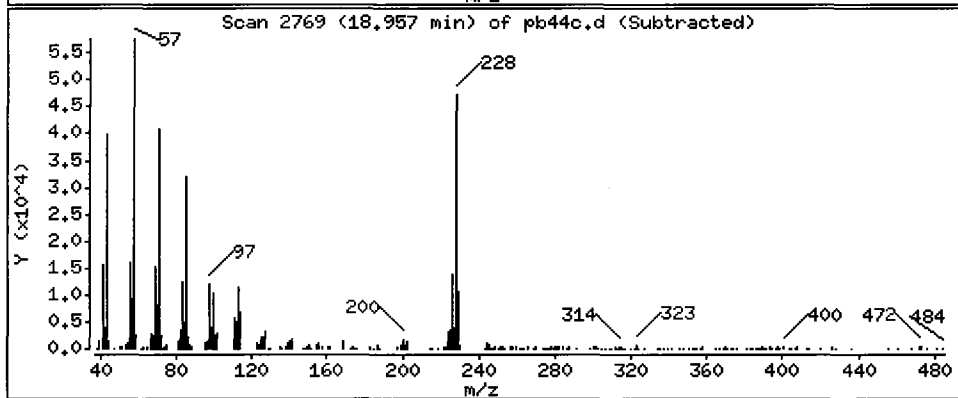
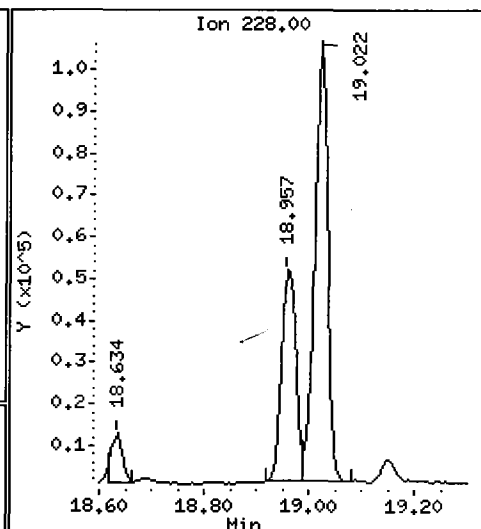
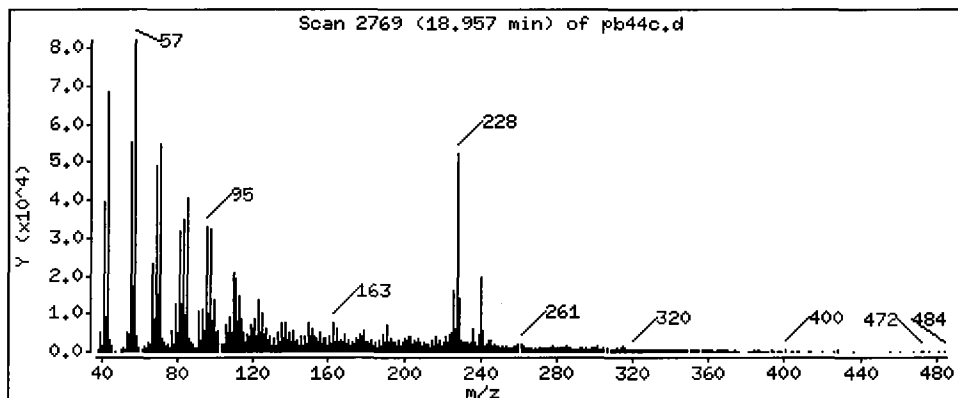
Operator: LJR/VTS

Column phase: ZB-5

Column diameter: 0.32

68 Benzo(a)anthracene

Concentration: 57.83 ug/kg



Date : 16-JUN-2009 15:57

Client ID: 3SED4-C

Instrument: nt4.i

Sample Info: PB44C

Volume Injected (uL): 1.0

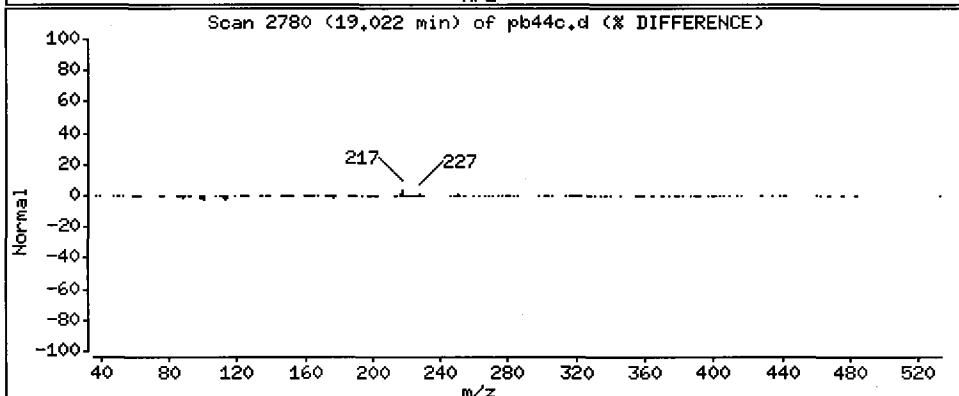
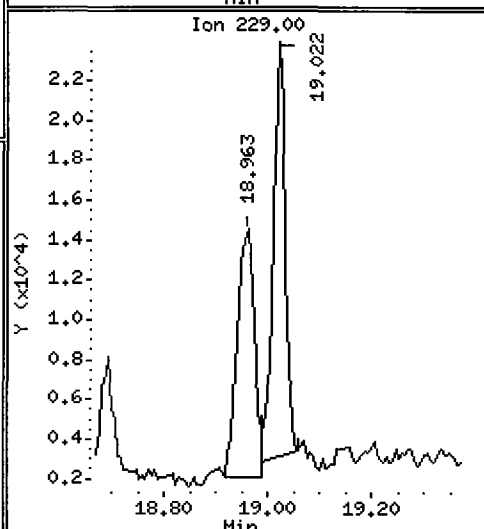
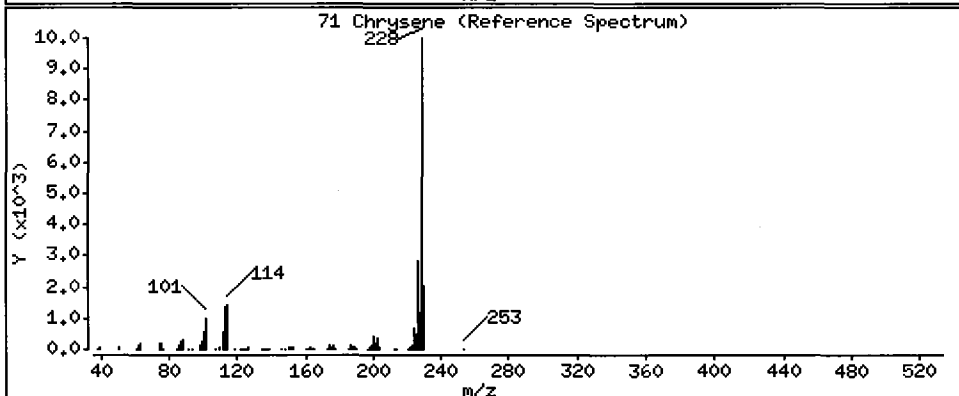
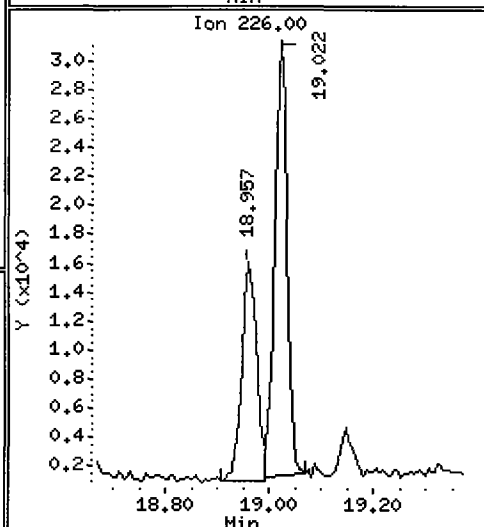
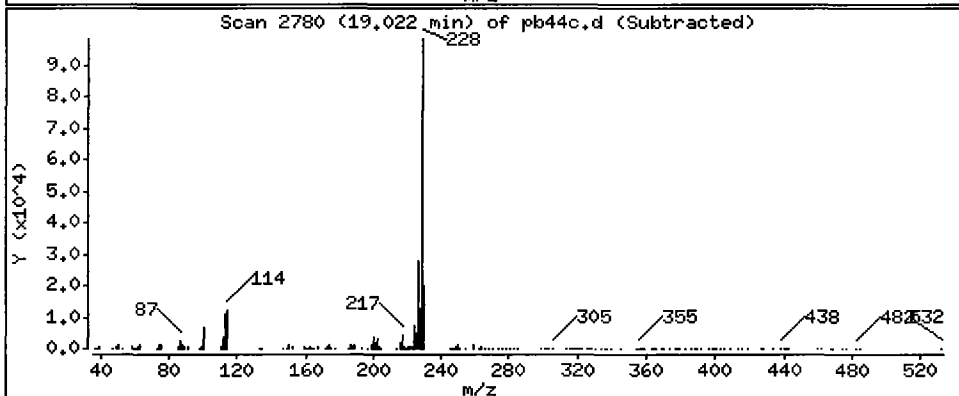
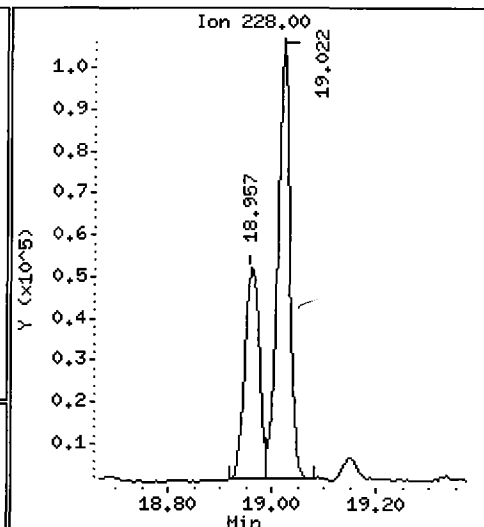
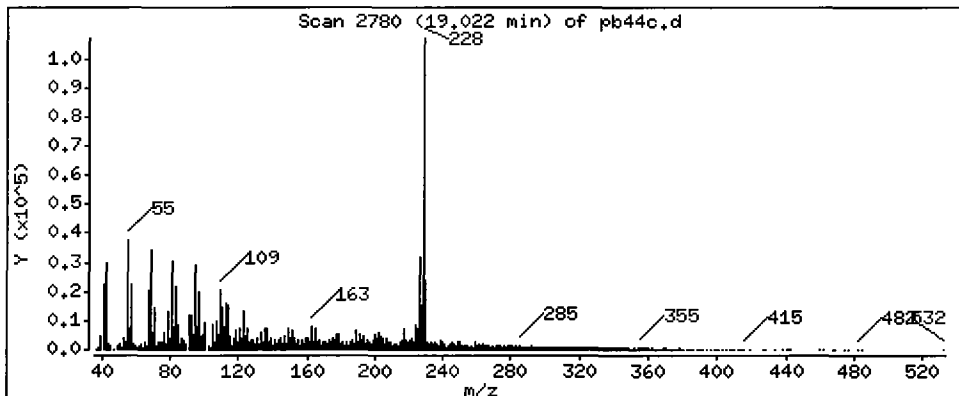
Operator: LJR/VTS

Column phase: ZB-5

Column diameter: 0.32

71 Chrysene

Concentration: 106.9 ug/kg



Date: 16-JUN-2009 15:57

Client ID: 3SED4-C

Instrument: nt4.i

Sample Info: PB44C

Volume Injected (uL): 1.0

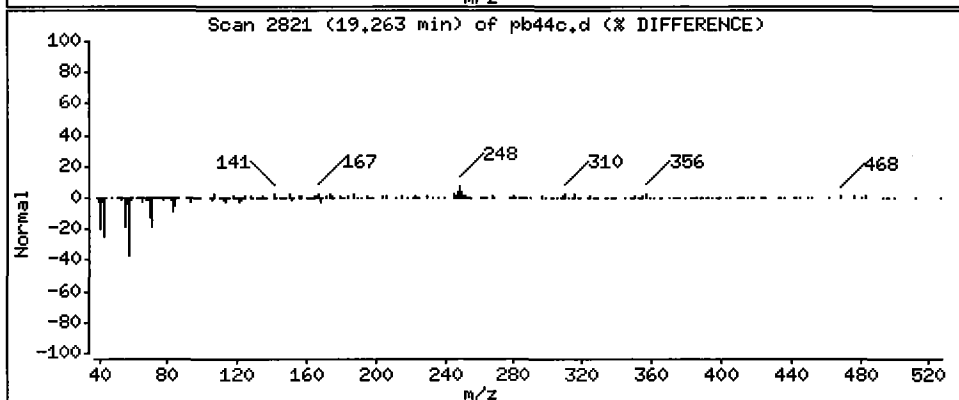
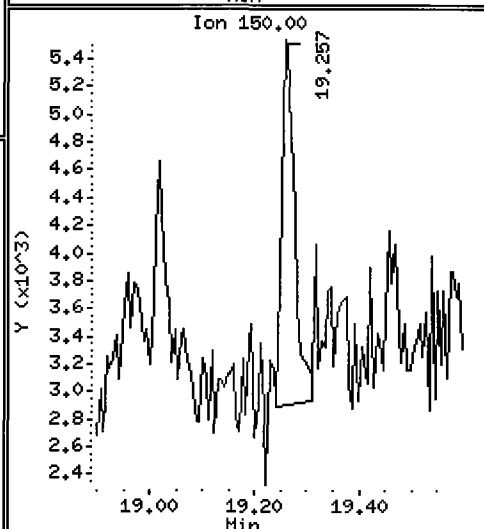
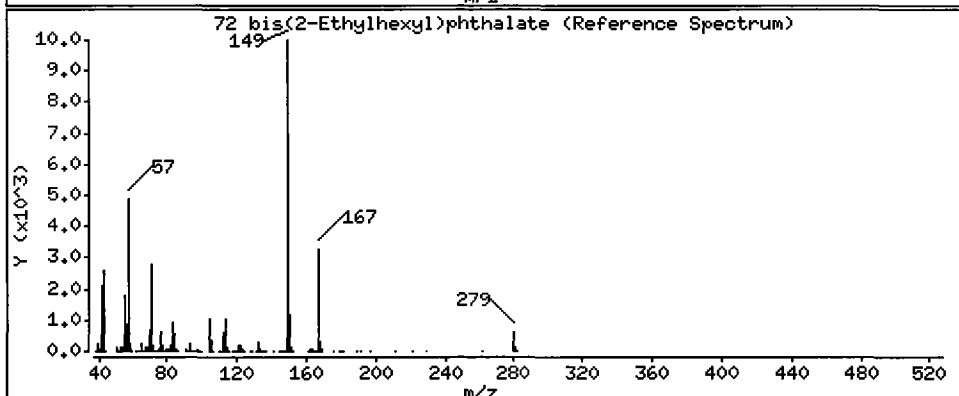
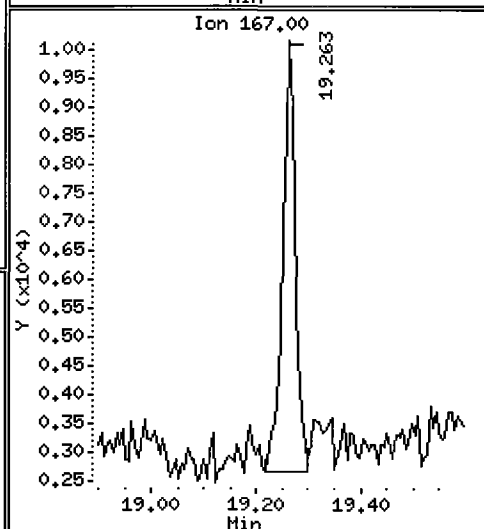
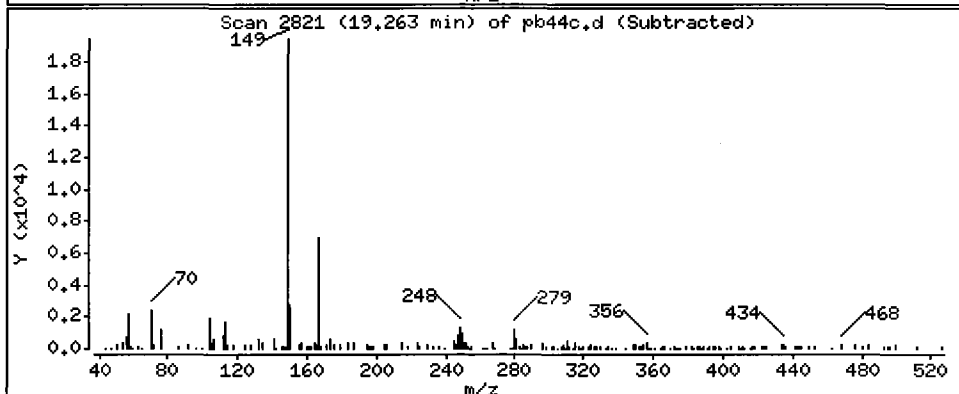
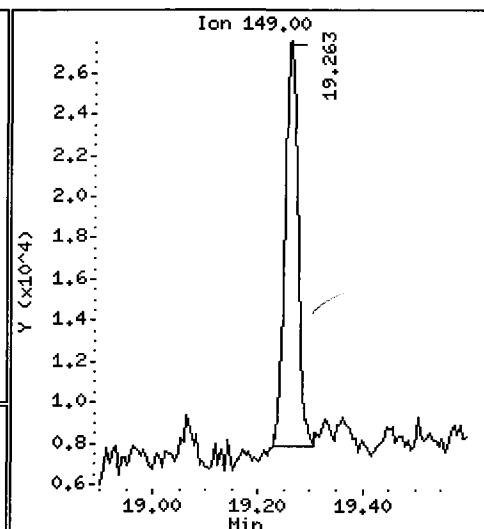
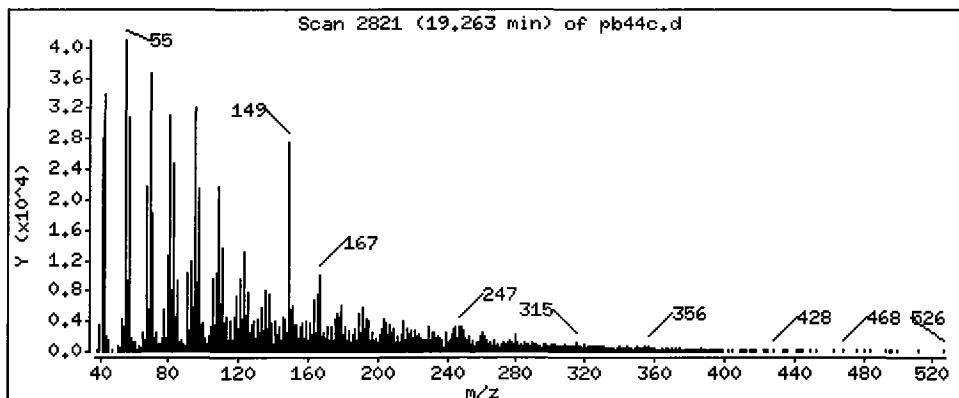
Operator: LJR/VTS

Column phase: ZB-5

Column diameter: 0.32

72 bis(2-Ethylhexyl)phthalate

Concentration: 25.37 ug/kg



Date : 16-JUN-2009 15:57

Client ID: 3SED4-C

Instrument: nt4.i

Sample Info: PB44C

Volume Injected (uL): 1.0

Operator: LJR/VTS

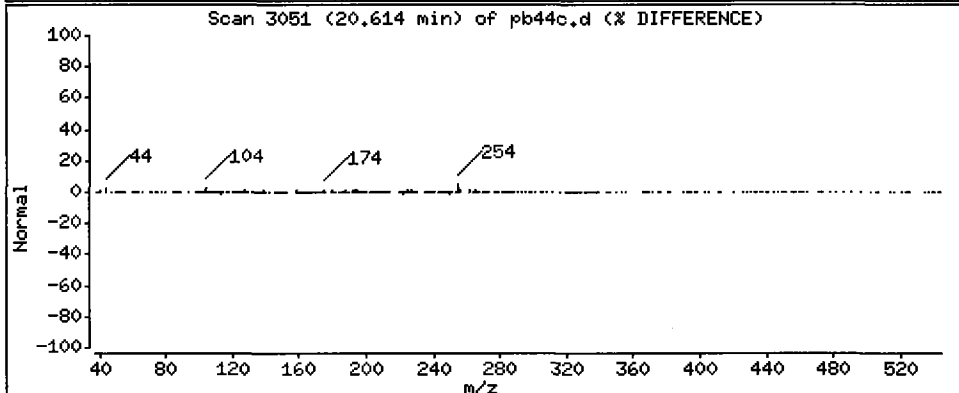
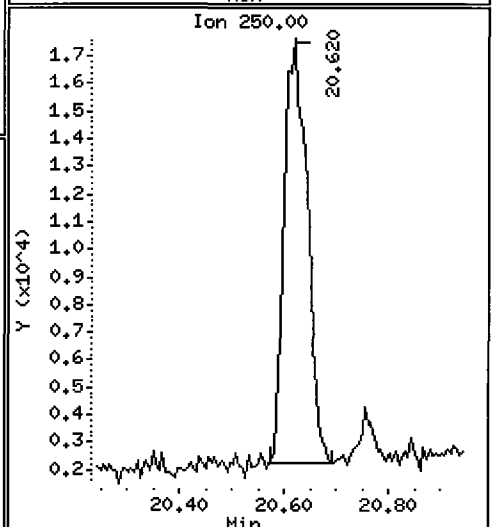
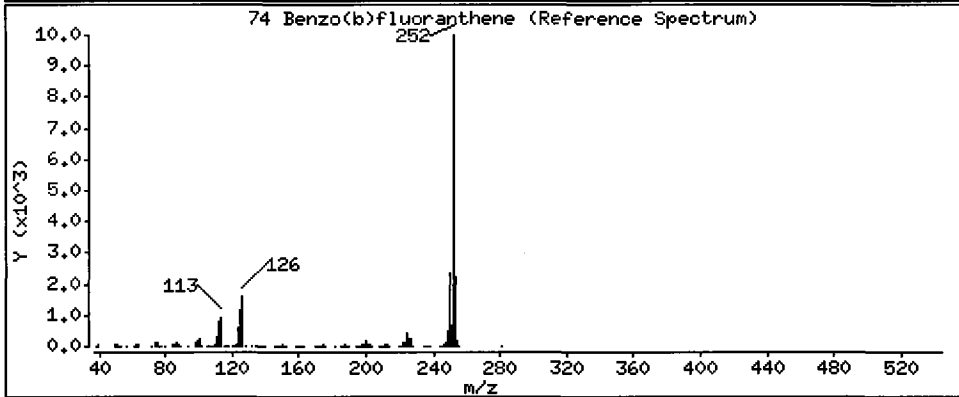
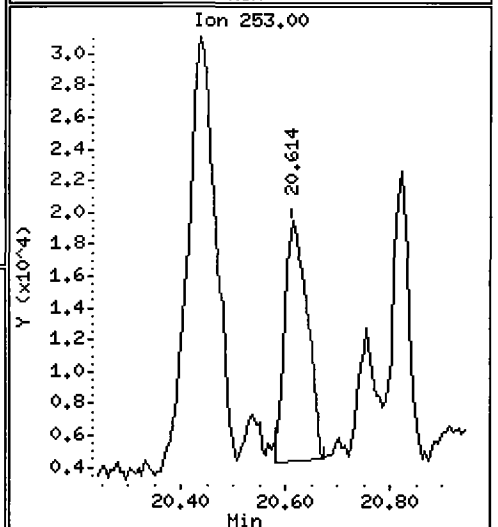
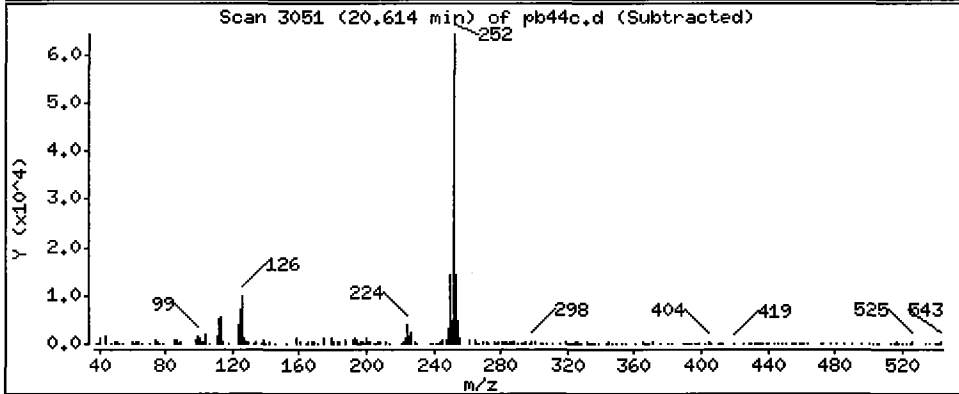
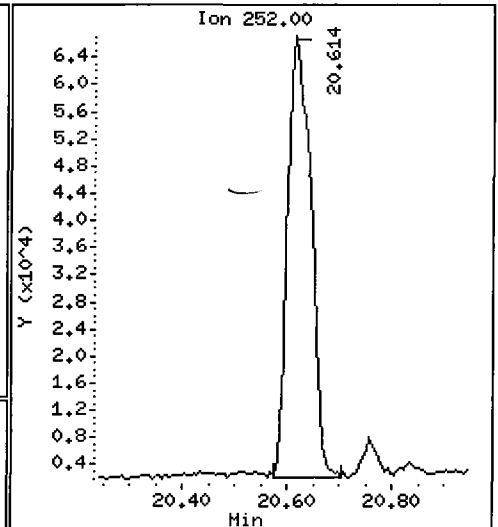
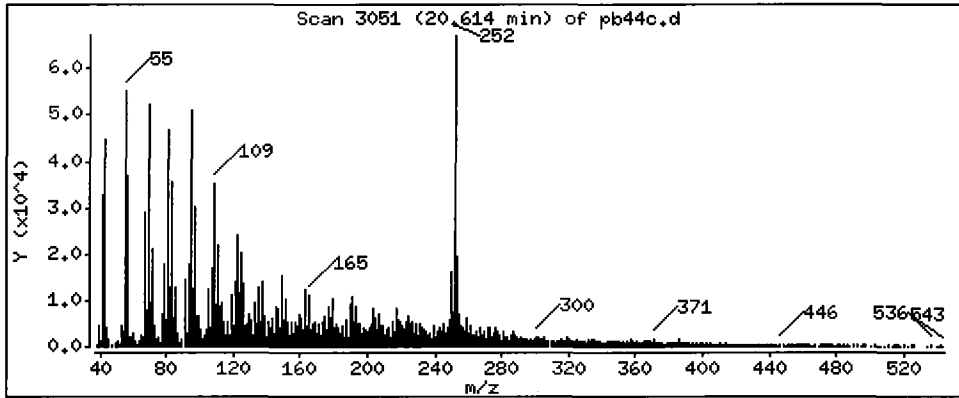
Column phase: ZB-5

Column diameter: 0.32

1/2

74 Benzo(b)fluoranthene

Concentration: 110.2 ug/kg



Date : 16-JUN-2009 15:57

Client ID: 3SED4-C

Instrument: nt4.i

Sample Info: PB44C

Volume Injected (uL): 1.0

Operator: LJR/VTS

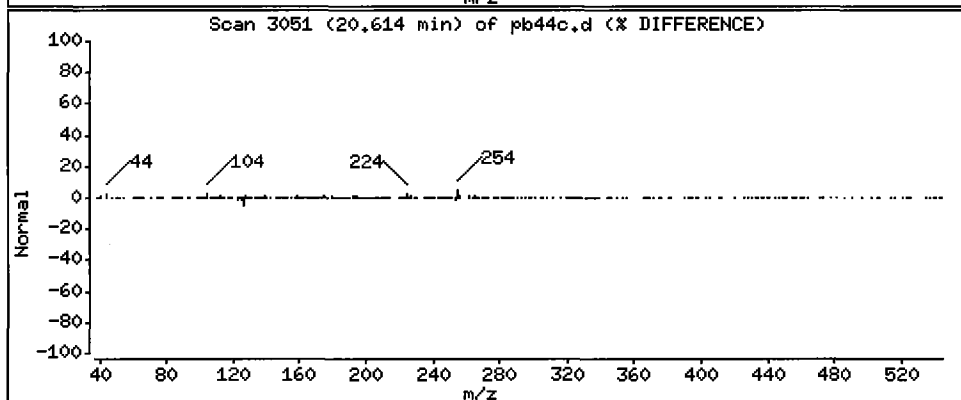
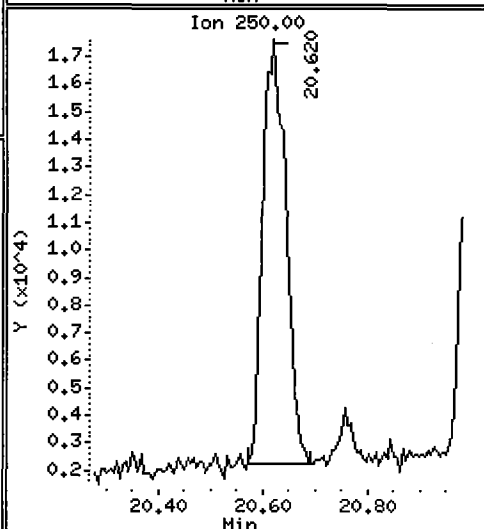
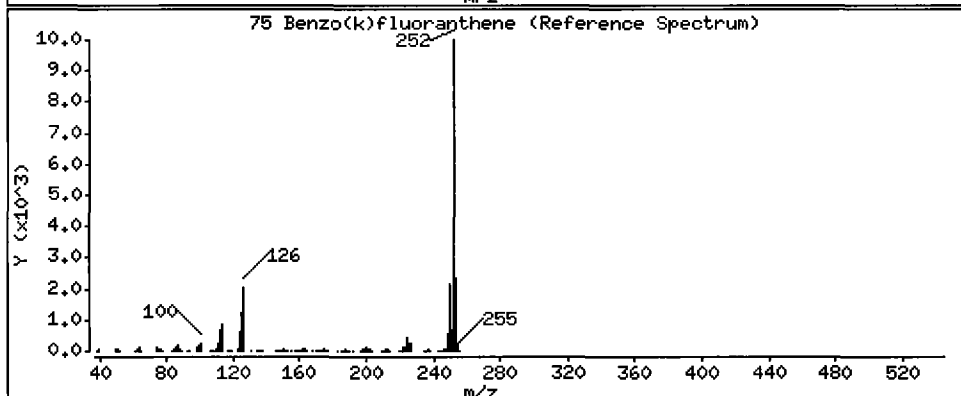
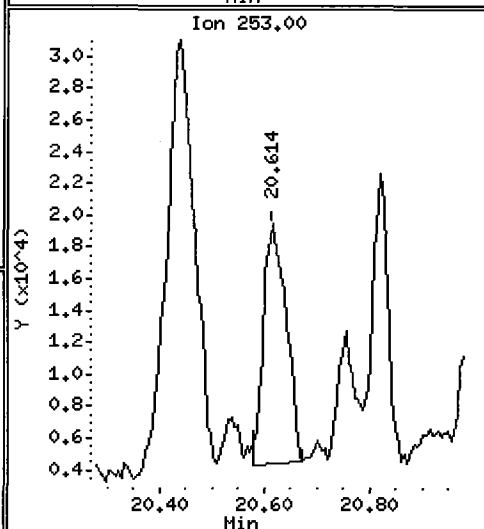
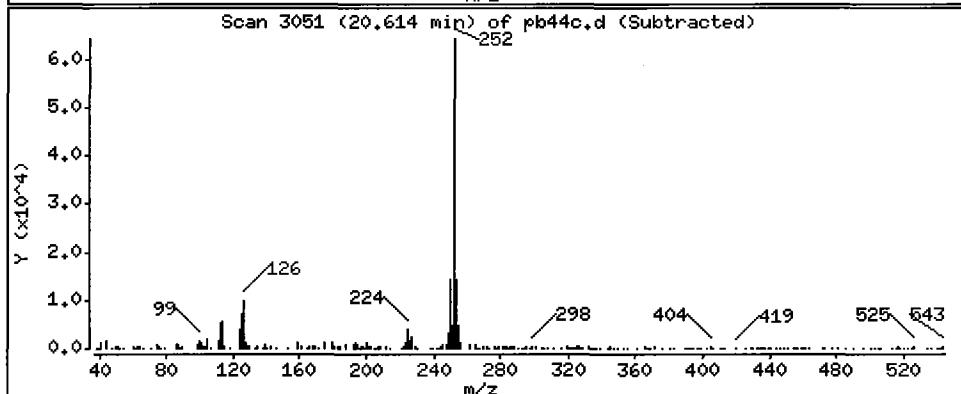
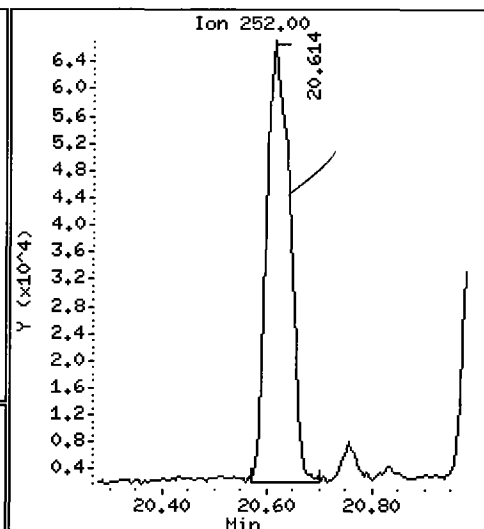
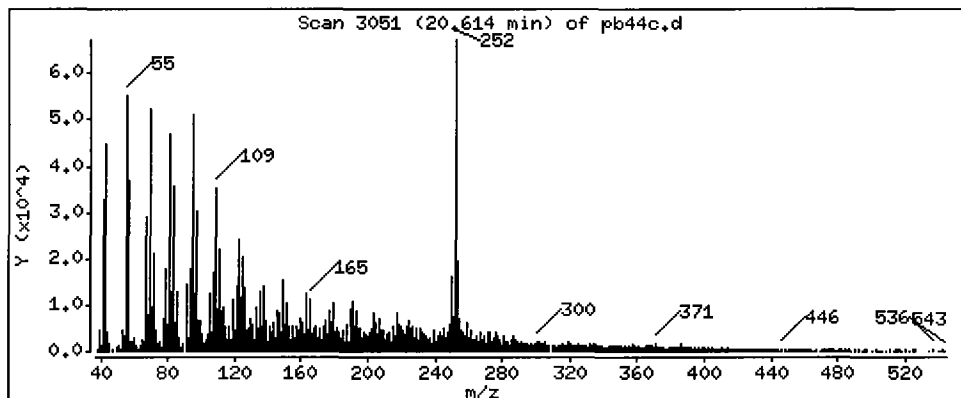
Column phase: ZB-5

Column diameter: 0.32

1/2

75 Benzo(k)fluoranthene

Concentration: 106.5 ug/kg



Date : 16-JUN-2009 15:57

Client ID: 3SED4-C

Instrument: nt4.i

Sample Info: PB44C

Volume Injected (uL): 1.0

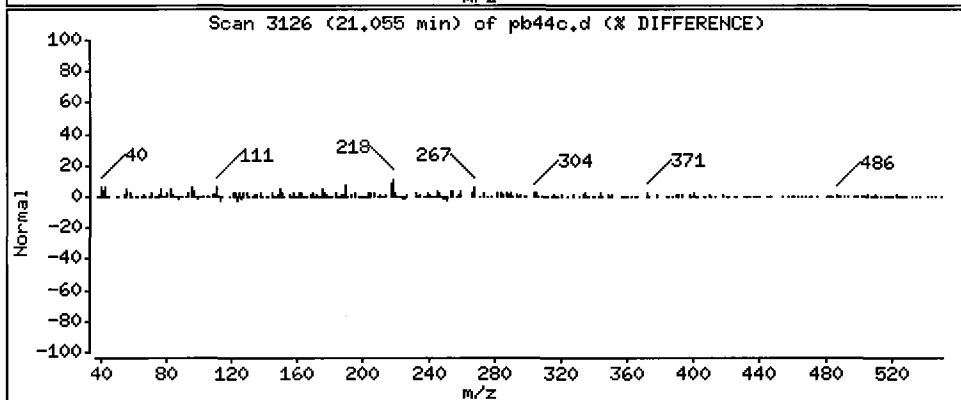
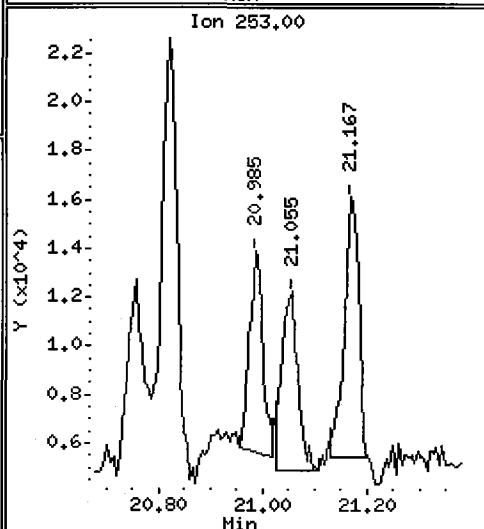
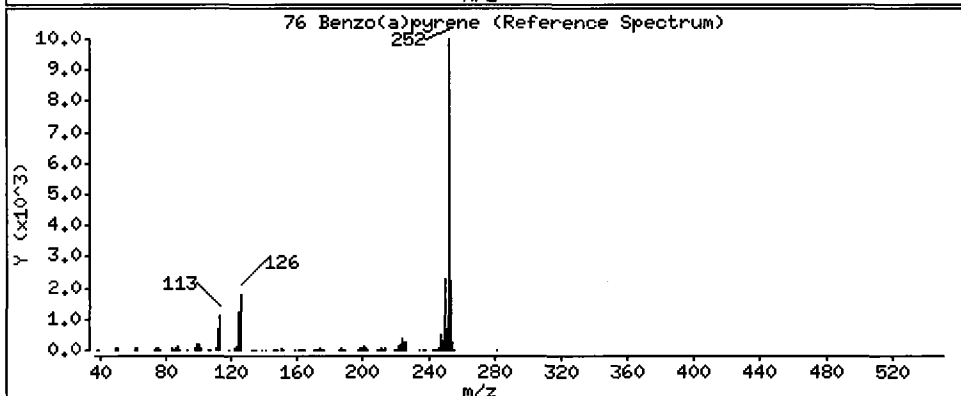
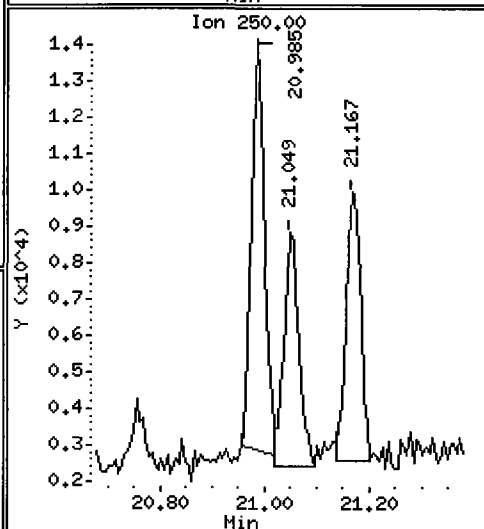
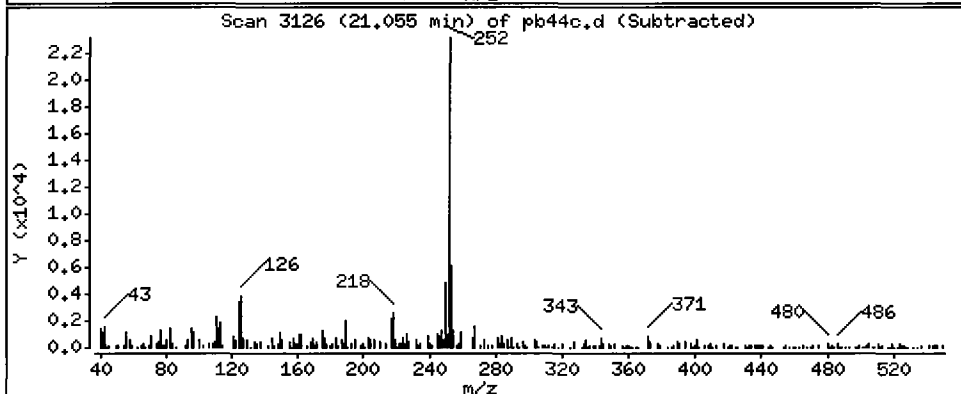
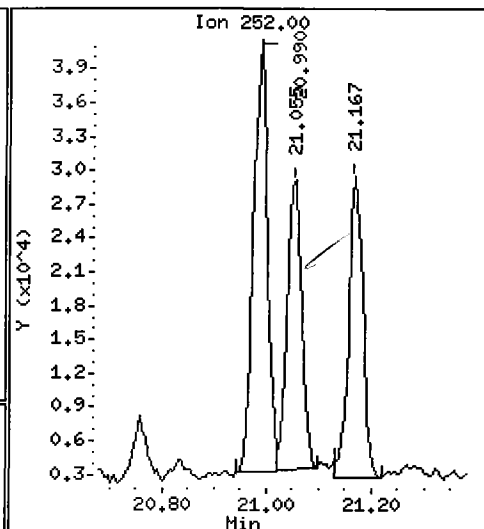
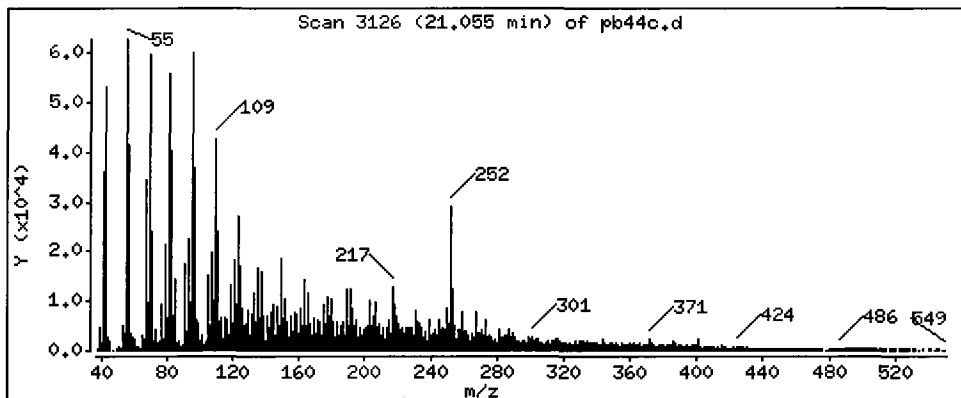
Operator: LJR/VTS

Column phase: ZB-5

Column diameter: 0.32

76 Benzo(a)pyrene

Concentration: 30.44 ug/kg



Date : 16-JUN-2009 15:57

Client ID: 3SED4-C

Instrument: nt4.i

Sample Info: PB44C

Volume Injected (uL): 1.0

Operator: LJR/VTS

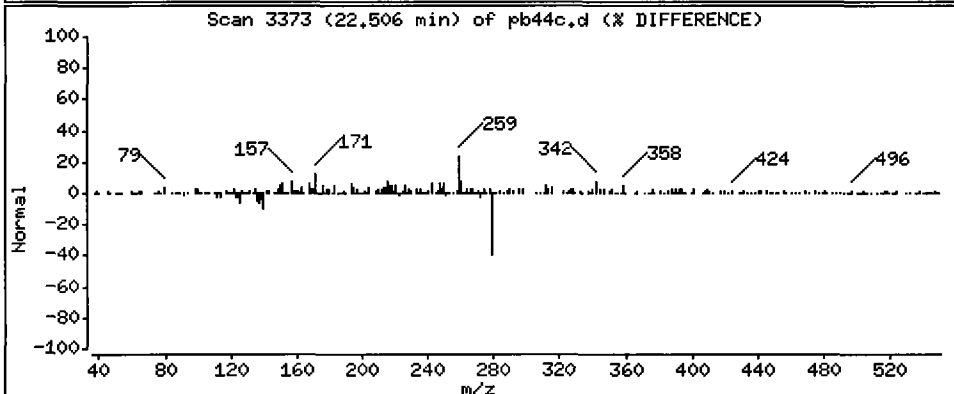
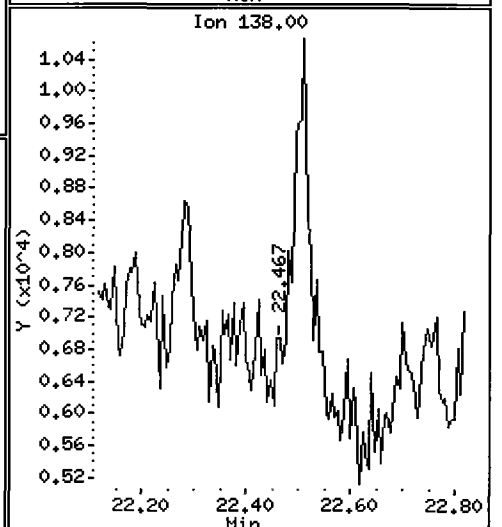
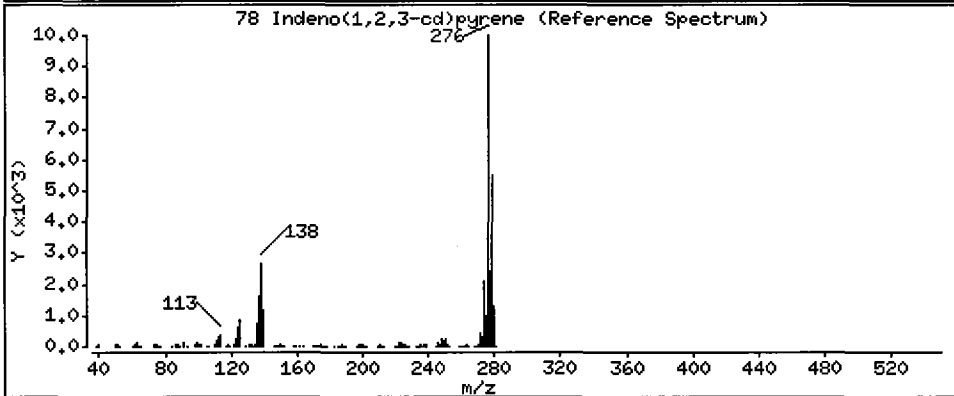
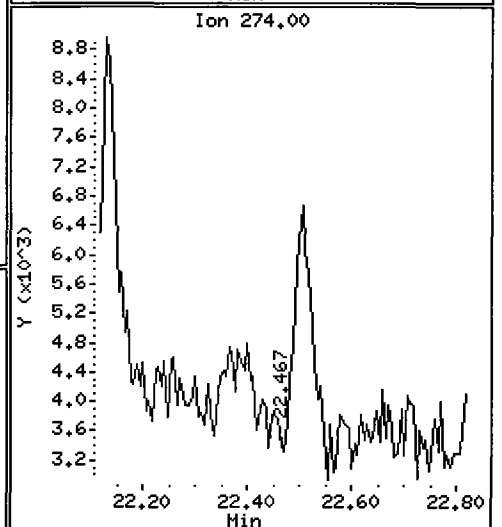
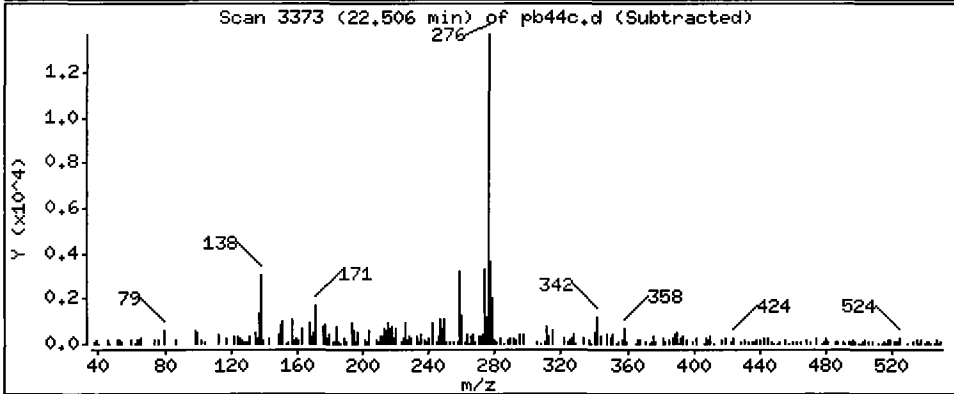
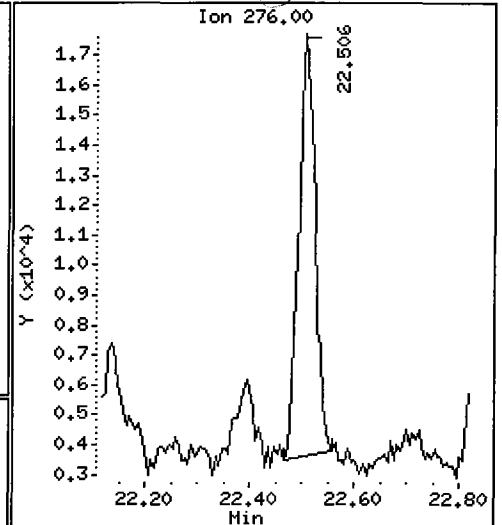
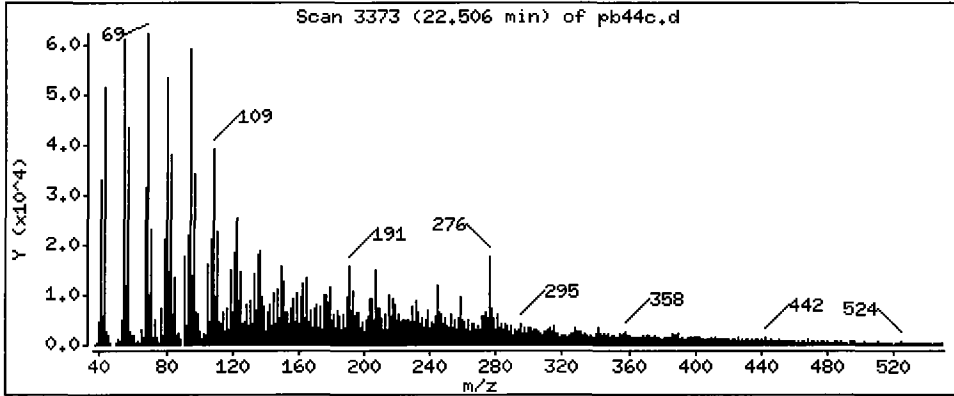
Column phase: ZB-5

Column diameter: 0.32

GC

78 Indeno(1,2,3-cd)pyrene

Concentration: 14.85 ug/kg



Date : 16-JUN-2009 15:57

Client ID: 3SED4-C

Instrument: nt4.i

Sample Info: PB44C

Volume Injected (uL): 1.0

Operator: LJR/VTS

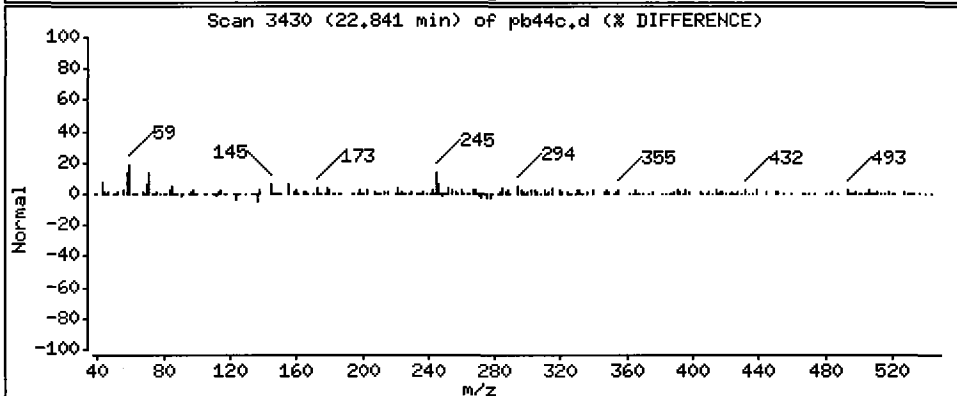
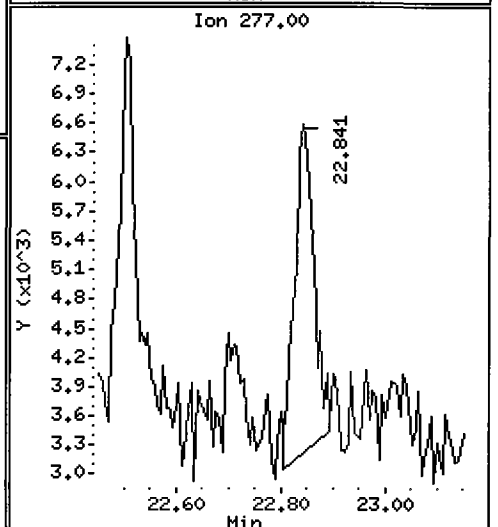
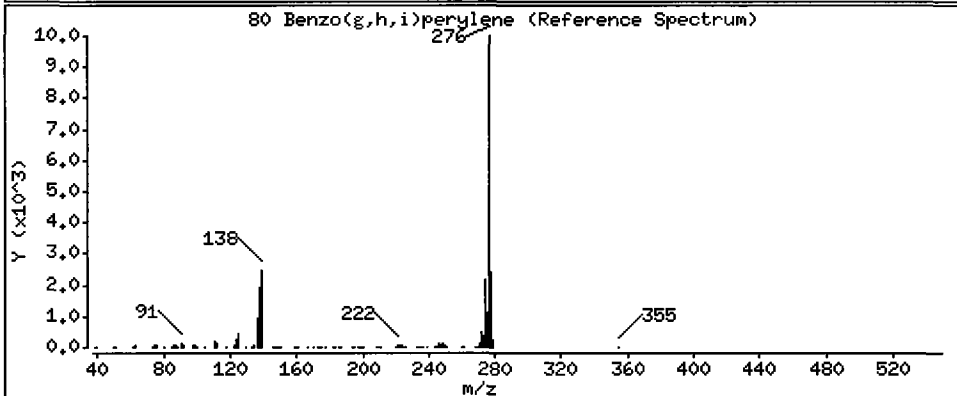
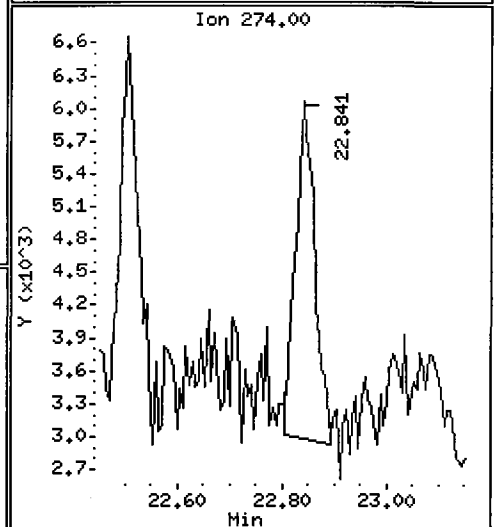
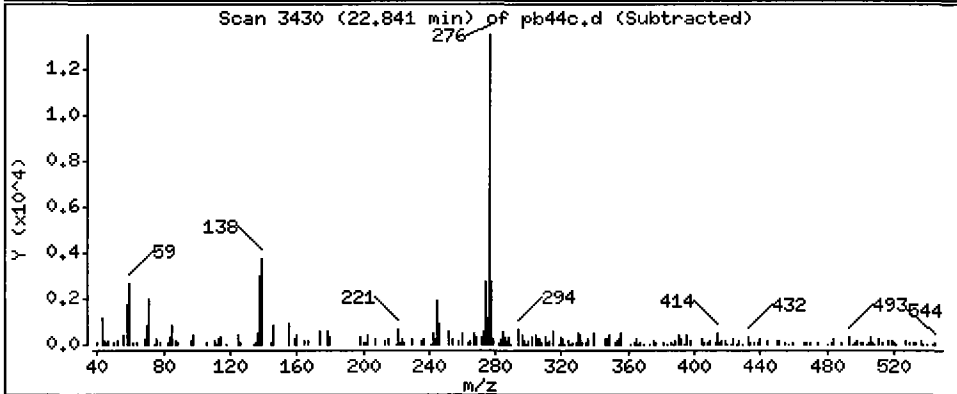
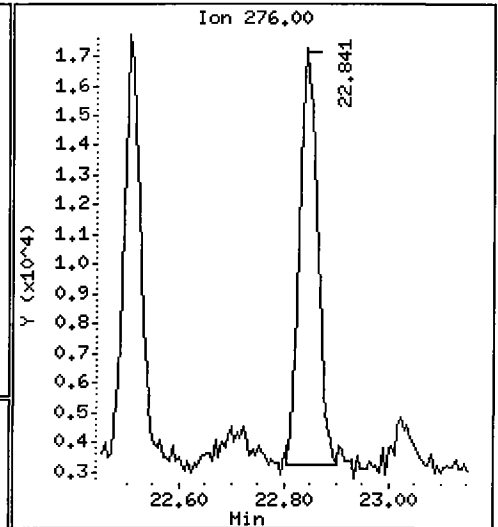
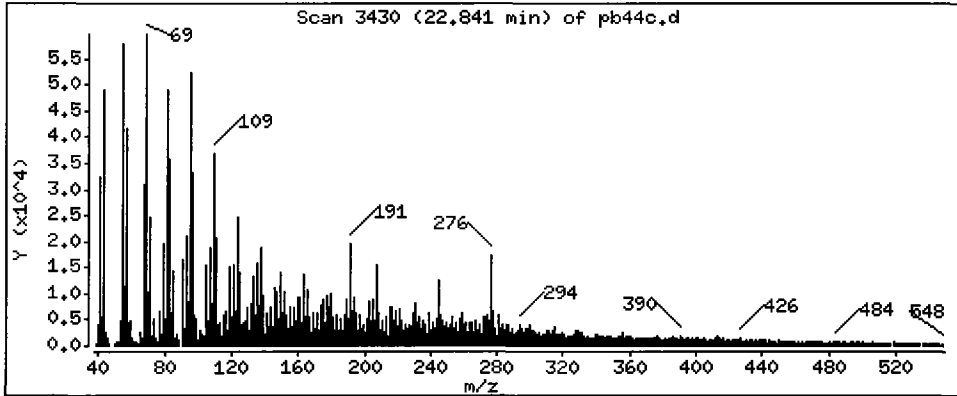
Column phase: ZB-5

Column diameter: 0.32

DLH

80 Benzo(g,h,i)perylene

Concentration: 18.15 ug/kg



ORGANICS ANALYSIS DATA SHEET
PSDDA Semivolatiles by SW8270D GC/MS
 Page 1 of 1

Sample ID: 3SED3-A
SAMPLE

Lab Sample ID: PB44D
 LIMS ID: 09-12790
 Matrix: Sediment
 Data Release Authorized: *AB*
 Reported: 06/17/09

QC Report No: PB44-ENVIRONMENTAL SCIENCE CORP.
 Project: JELD-WEN NORD DOOR
 NA
 Date Sampled: 06/04/09
 Date Received: 06/04/09

Date Extracted: 06/10/09
 Date Analyzed: 06/16/09 16:32
 Instrument/Analyst: NT4/LJR
 GPC Cleanup: Yes

Sample Amount: 21.5 g-dry-wt
 Final Extract Volume: 0.5 mL
 Dilution Factor: 3.00
 Percent Moisture: 16.3%

CAS Number	Analyte	RL	Result
108-95-2	Phenol	70	< 70 U
541-73-1	1,3-Dichlorobenzene	70	< 70 U
106-46-7	1,4-Dichlorobenzene	70	< 70 U
100-51-6	Benzyl Alcohol	70	< 70 U
95-50-1	1,2-Dichlorobenzene	70	< 70 U
95-48-7	2-Methylphenol	70	< 70 U
106-44-5	4-Methylphenol	70	< 70 U
67-72-1	Hexachloroethane	70	< 70 U
105-67-9	2,4-Dimethylphenol	70	< 70 U
65-85-0	Benzoic Acid	700	< 700 U
120-82-1	1,2,4-Trichlorobenzene	70	< 70 U
91-20-3	Naphthalene	70	< 70 U
87-68-3	Hexachlorobutadiene	70	< 70 U
91-57-6	2-Methylnaphthalene	70	< 70 U
131-11-3	Dimethylphthalate	70	< 70 U
208-96-8	Acenaphthylene	70	< 70 U
83-32-9	Acenaphthene	70	< 70 U
132-64-9	Dibenzofuran	70	< 70 U
84-66-2	Diethylphthalate	70	< 70 U
86-73-7	Fluorene	70	< 70 U
86-30-6	N-Nitrosodiphenylamine	70	< 70 U
118-74-1	Hexachlorobenzene	70	< 70 U
87-86-5	Pentachlorophenol	350	< 350 U
85-01-8	Phenanthrene	70	< 70 U
120-12-7	Anthracene	70	< 70 U
84-74-2	Di-n-Butylphthalate	70	< 70 U
206-44-0	Fluoranthene	70	< 70 U
129-00-0	Pyrene	70	< 70 U
85-68-7	Butylbenzylphthalate	70	< 70 U
56-55-3	Benzo(a)anthracene	70	< 70 U
117-81-7	bis(2-Ethylhexyl)phthalate	70	50 J
218-01-9	Chrysene	70	< 70 U
117-84-0	Di-n-Octyl phthalate	70	< 70 U
205-99-2	Benzo(b)fluoranthene	70	< 70 U
207-08-9	Benzo(k)fluoranthene	70	< 70 U
50-32-8	Benzo(a)pyrene	70	< 70 U
193-39-5	Indeno(1,2,3-cd)pyrene	70	< 70 U
53-70-3	Dibenz(a,h)anthracene	70	< 70 U
191-24-2	Benzo(g,h,i)perylene	70	66 J
90-12-0	1-Methylnaphthalene	70	< 70 U

Reported in µg/kg (ppb)

Semivolatile Surrogate Recovery

d5-Nitrobenzene	59.2%	2-Fluorobiphenyl	66.5%
d14-p-Terphenyl	65.4%	d4-1,2-Dichlorobenzene	52.9%
d5-Phenol	62.0%	2-Fluorophenol	54.1%
2,4,6-Tribromophenol	77.3%	d4-2-Chlorophenol	61.6%

Analytical Resources, Inc.

Semivolatle Report SW846 Method 8270D

Data file : /chem3/nt4.i/20090616.b/pb44d.d
 Lab Smp Id: PB44D Client Smp ID: 3SED3-A
 Inj Date : 16-JUN-2009 16:32
 Operator : LJR/VTS Inst ID: nt4.i
 Smp Info : PB44D,3
 Misc Info : 09-12790
 Comment : 1ul Injection
 Method : /chem3/nt4.i/20090616.b/SW846.m
 Meth Date : 17-Jun-2009 10:11 jeff Quant Type: ISTD
 Cal Date : 08-MAY-2009 15:22 Cal File: c800508.d
 Als bottle: 7
 Dil Factor: 3.00000
 Integrator: HP RTE Compound Sublist: PSSDA.sub
 Target Version: 3.50

LJR
6/17/09

Concentration Formula: Amt * DF * Vt / (Ws * (100 - M) / 100) * CpndVariable

Name	Value	Description
DF	3.00000	Dilution Factor
Vt	500.00000	Volume of final extract (uL)
Ws	25.60000	Weight of sample extracted (g)
M	16.30000	% Moisture

Cpnd Variable

Local Compound Variable

Compounds	QUANT SIG	RT	EXP RT	REL RT	RESPONSE	CONCENTRATIONS	
						ON-COLUMN (ug/mL)	FINAL (ug/kg)
\$ 1 2-Fluorophenol	112	5.509	5.475	(0.737)	101421	6.75681	473.0
\$ 2 Phenol-d5	99	7.148	7.091	(0.957)	158340	7.74675	542.3
3 Phenol	94	Compound Not Detected.					
\$ 5 2-Chlorophenol-d4	132	7.183	7.167	(0.961)	97149	7.69587	538.7
4 Bis(2-Chloroethyl)ether	93	Compound Not Detected.					
6 2-Chlorophenol	128	Compound Not Detected.					
7 1,3-Dichlorobenzene	146	Compound Not Detected.					
* 8 1,4-Dichlorobenzene-d4	152	7.471	7.461	(1.000)	195907	20.0000	
9 1,4-Dichlorobenzene	146	Compound Not Detected.					
\$ 10 1,2-Dichlorobenzene-d4	152	7.765	7.761	(1.039)	40621	4.40255	308.5
12 1,2-Dichlorobenzene	146	Compound Not Detected.					
11 Benzyl alcohol	108	Compound Not Detected.					
14 2,2'-oxybis(1-Chloropropane)	45	Compound Not Detected.					
13 2-Methylphenol	108	Compound Not Detected.					
17 Hexachloroethane	117	Compound Not Detected.					

Compounds	QUANT SIG MASS	RT	EXP RT	REL RT	RESPONSE	CONCENTRATIONS	
						ON-COLUMN (ug/mL)	FINAL (ug/kg)
16 N-Nitroso-di-n-propylamine	70				Compound Not Detected.		
15 4-Methylphenol	108				Compound Not Detected.		
\$ 18 Nitrobenzene-d5	82	8.405	8.401	(0.884)	99641	4.93255	345.3
19 Nitrobenzene	77				Compound Not Detected.		
20 Isophorone	82				Compound Not Detected.		
21 2-Nitrophenol	139				Compound Not Detected.		
22 2,4-Dimethylphenol	107				Compound Not Detected.		
23 Bis(2-Chloroethoxy)methane	93				Compound Not Detected.		
24 Benzoic acid	105				Compound Not Detected.		
25 2,4-Dichlorophenol	162				Compound Not Detected.		
26 1,2,4-Trichlorobenzene	180				Compound Not Detected.		
* 27 Naphthalene-d8	136	9.510	9.506	(1.000)	711877	20.0000	
28 Naphthalene	128				Compound Not Detected.		
29 4-Chloroaniline	127				Compound Not Detected.		
30 Hexachlorobutadiene	225				Compound Not Detected.		
31 4-Chloro-3-methylphenol	107				Compound Not Detected.		
32 2-Methylnaphthalene	141				Compound Not Detected.		
33 Hexachlorocyclopentadiene	237				Compound Not Detected.		
34 2,4,6-Trichlorophenol	196				Compound Not Detected.		
35 2,4,5-Trichlorophenol	196				Compound Not Detected.		
\$ 36 2-Fluorobiphenyl	172	11.308	11.309	(0.915)	170765	5.53508	387.5
37 2-Chloronaphthalene	162				Compound Not Detected.		
38 2-Nitroaniline	65				Compound Not Detected.		
39 Dimethylphthalate	163				Compound Not Detected.		
40 Acenaphthylene	152				Compound Not Detected.		
41 2,6-Dinitrotoluene	165				Compound Not Detected.		
* 42 Acenaphthene-d10	164	12.354	12.344	(1.000)	407015	20.0000	
43 3-Nitroaniline	138				Compound Not Detected.		
44 Acenaphthene	153				Compound Not Detected.		
45 2,4-Dinitrophenol	184				Compound Not Detected.		
46 Dibenzofuran	168				Compound Not Detected.		
47 4-Nitrophenol	109				Compound Not Detected.		
48 2,4-Dinitrotoluene	165				Compound Not Detected.		
50 Diethylphthalate	149				Compound Not Detected.		
49 Fluorene	166				Compound Not Detected.		
51 4-Chlorophenyl-phenylether	204				Compound Not Detected.		
52 4-Nitroaniline	138				Compound Not Detected.		
53 4,6-Dinitro-2-methylphenol	198				Compound Not Detected.		
54 N-Nitrosodiphenylamine	169				Compound Not Detected.		
\$ 55 2,4,6-Tribromophenol	330	13.640	13.636	(1.104)	36341	9.66478	676.6
56 4-Bromophenyl-phenylether	248				Compound Not Detected.		
57 Hexachlorobenzene	284				Compound Not Detected.		
58 Pentachlorophenol	266				Compound Not Detected.		
* 59 Phenanthrene-d10	188	14.704	14.694	(1.000)	638267	20.0000	
60 Phenanthrene	178				Compound Not Detected.		
61 Anthracene	178				Compound Not Detected.		
62 Carbazole	167				Compound Not Detected.		

Compounds	QUANT SIG MASS	RT	EXP RT	REL RT	RESPONSE	CONCENTRATIONS	
						ON-COLUMN (ug/mL)	FINAL (ug/kg)
63 Di-n-butylphthalate	149				Compound Not Detected.		
64 Fluoranthene	202				Compound Not Detected.		
65 Pyrene	202				Compound Not Detected.		
\$ 66 Terphenyl-d14	244	17.348	17.338	(0.913)	165671	5.45241	381.7
67 Butylbenzylphthalate	149				Compound Not Detected.		
68 Benzo(a)anthracene	228				Compound Not Detected.		
* 69 Chrysene-d12	240	18.993	18.977	(1.000)	591356	20.0000	
70 3,3'-Dichlorobenzidine	252				Compound Not Detected.		
71 Chrysene	228				Compound Not Detected.		
72 bis(2-Ethylhexyl)phthalate	149	19.275	19.247	(0.954)	22212	0.70955 LDL	49.67 (M)
* 134 Di-n-octylphthalate-d4	153	20.209	20.181	(1.000)	967918	20.0000	
73 Di-n-octylphthalate	149				Compound Not Detected.		
74 Benzo(b)fluoranthene	252	20.626	20.593	(0.975)	25743	0.58895 LDL	41.23 (M) 0.290
75 Benzo(k)fluoranthene	252	20.626	20.628	(0.975)	25743	0.56912	39.84 (M) 0.290
76 Benzo(a)pyrene	252				Compound Not Detected.		
* 77 Perylene-d12	264	21.161	21.110	(1.000)	625547	20.0000	
78 Indeno(1,2,3-cd)pyrene	276				Compound Not Detected.		
79 Dibenzo(a,h)anthracene	278				Compound Not Detected.		
80 Benzo(g,h,i)perylene	276	22.894	22.802	(1.082)	42000	0.94730 LDL	66.32 (M)
90 N-Nitrosodimethylamine	74				Compound Not Detected.		
91 Aniline	93				Compound Not Detected.		
93 Benzidine	184				Compound Not Detected.		
103 Pyridine	79				Compound Not Detected.		
105 1-methylnaphthalene	141				Compound Not Detected.		
111 Azobenzene (1,2-DP-Hydrazine)	77				Compound Not Detected.		

QC Flag Legend

M - Compound response manually integrated.

Analytical Resources, Inc.

INTERNAL STANDARD COMPOUNDS
 AREA AND RT SUMMARY

Instrument ID: nt4.i
 Lab File ID: pb44d.d
 Lab Smp Id: PB44D
 Analysis Type: SV
 Quant Type: ISTD
 Operator: LJR/VTS
 Method File: /chem3/nt4.i/20090616.b/SW846.m
 Misc Info: 09-12790

Calibration Date: 16-JUN-2009
 Calibration Time: 13:06
 Client Smp ID: 3SED3-A
 Level: LOW
 Sample Type: Sediment

Test Mode:
 Use Initial Calibration Level 4.

COMPOUND	STANDARD	AREA LIMIT		SAMPLE	%DIFF
		LOWER	UPPER		
8 1,4-Dichlorobenze	180629	90314	361258	195907	8.46
27 Naphthalene-d8	633172	316586	1266344	711877	12.43
42 Acenaphthene-d10	336916	168458	673832	407015	20.81
59 Phenanthrene-d10	514258	257129	1028516	638267	24.11
69 Chrysene-d12	376875	188438	753750	591356	56.91
134 Di-n-octylphthala	640574	320287	1281148	967918	51.10
77 Perylene-d12	383864	191932	767728	625547	62.96

COMPOUND	STANDARD	RT LIMIT		SAMPLE	%DIFF
		LOWER	UPPER		
8 1,4-Dichlorobenze	7.46	6.96	7.96	7.47	0.14
27 Naphthalene-d8	9.51	9.01	10.01	9.51	0.05
42 Acenaphthene-d10	12.34	11.84	12.84	12.35	0.08
59 Phenanthrene-d10	14.69	14.19	15.19	14.70	0.07
69 Chrysene-d12	18.98	18.48	19.48	18.99	0.08
134 Di-n-octylphthala	20.18	19.68	20.68	20.21	0.14
77 Perylene-d12	21.11	20.61	21.61	21.16	0.24

AREA UPPER LIMIT = +100% of internal standard area.
 AREA LOWER LIMIT = - 50% of internal standard area.
 RT UPPER LIMIT = + 0.50 minutes of internal standard RT.
 RT LOWER LIMIT = - 0.50 minutes of internal standard RT.

Analytical Resources, Inc.

RECOVERY REPORT

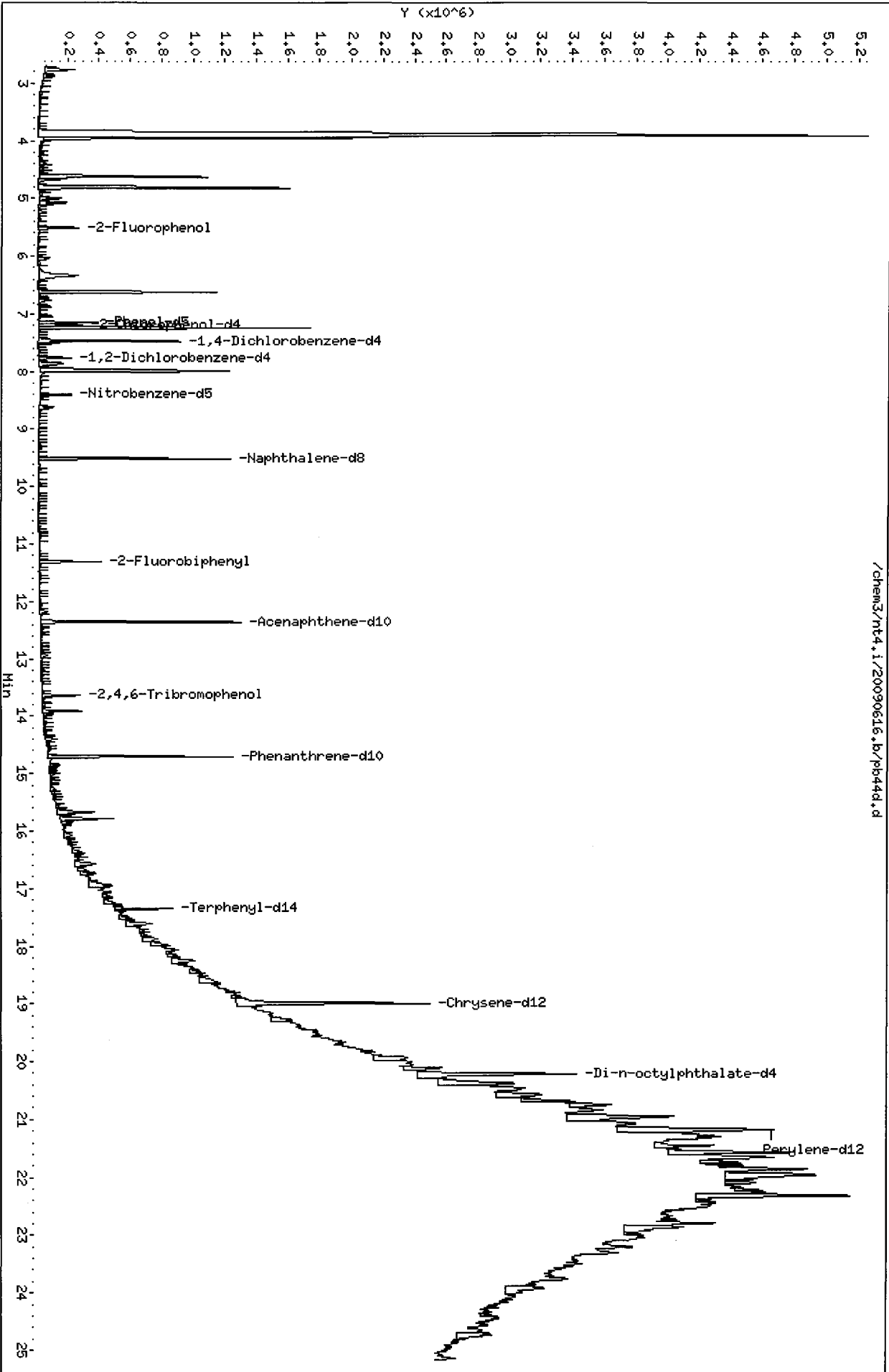
Client Name: ESC Client SDG: PB44
 Sample Matrix: SOLID Fraction: SV
 Lab Smp Id: PB44D Client Smp ID: 3SED3-A
 Level: LOW Operator: LJR/VTS
 Data Type: MS DATA SampleType: SAMPLE
 SpikeList File: PSDDALCS.spk Quant Type: ISTD
 Sublist File: PSDDA.sub
 Method File: /chem3/nt4.i/20090616.b/SW846.m
 Misc Info: 09-12790

SURROGATE COMPOUND	CONC ADDED ug/kg	CONC RECOVERED ug/kg	% RECOVERED	LIMITS
\$ 1 2-Fluorophenol	875.1	473.0	54.05	21-100
\$ 2 Phenol-d5	875.1	542.3	61.97	10-100
\$ 5 2-Chlorophenol-d4	875.1	538.7	61.57	30-100
\$ 10 1,2-Dichlorobenzen	583.4	308.5	52.89	24-100
\$ 18 Nitrobenzene-d5	583.4	345.3	59.19	26-100
\$ 36 2-Fluorobiphenyl	583.4	387.5	66.42	32-100
\$ 55 2,4,6-Tribromophen	875.1	676.6	77.32	33-118
\$ 66 Terphenyl-d14	583.4	381.7	65.43	21-97

Data File: /chem3/nt4.i/20090616.b/pb44d.d
Date: 16-JUN-2009 16:32
Client ID: 3SED3-4
Sample Info: PB44D,3
Volume Injected (uL): 1.0
Column phase: ZB-5

Instrument: nt4.i
Operator: LJR/VTS
Column diameter: 0.32

/chem3/nt4.i/20090616.b/pb44d.d



Date: 16-JUN-2009 16:32

Client ID: 3SED3-A

Instrument: nt4.i

Sample Info: PB44D,3

Volume Injected (uL): 1.0

Operator: LJR/VTS

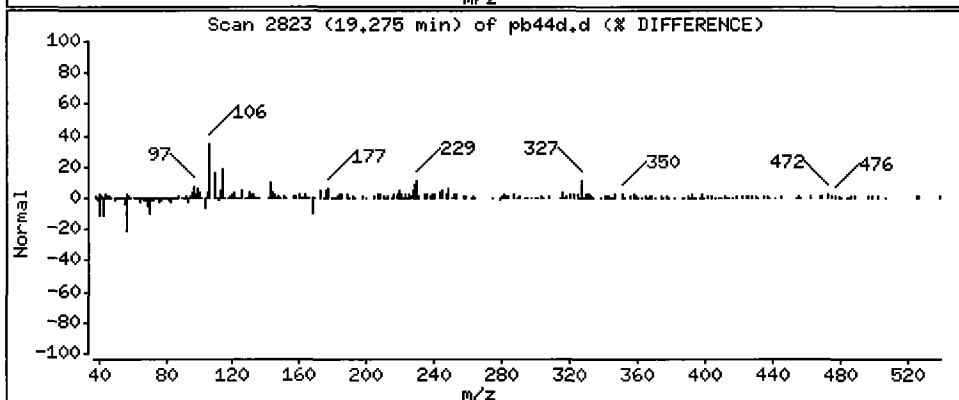
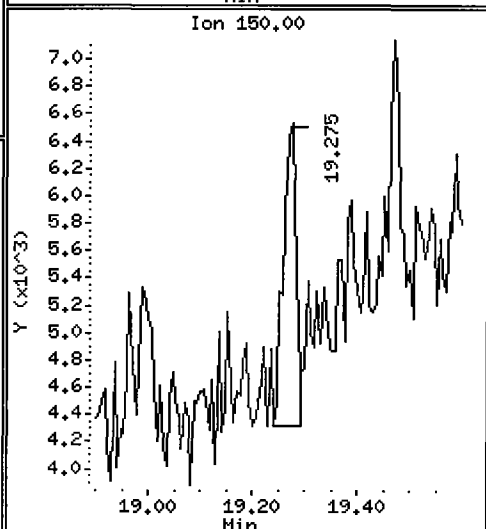
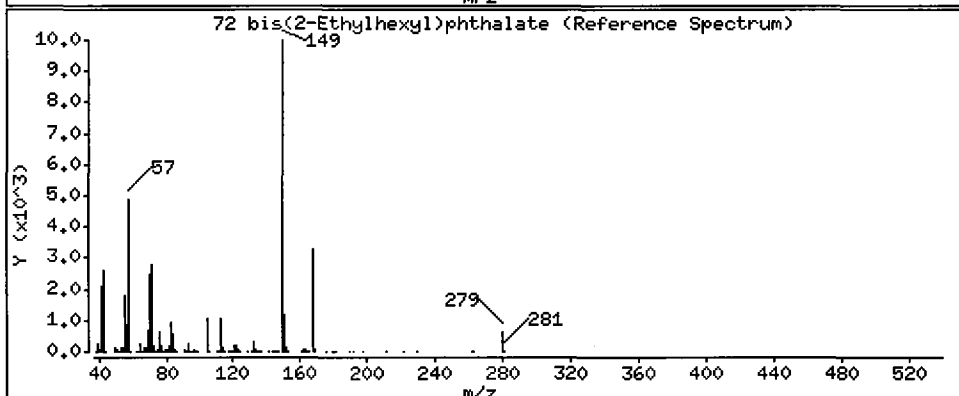
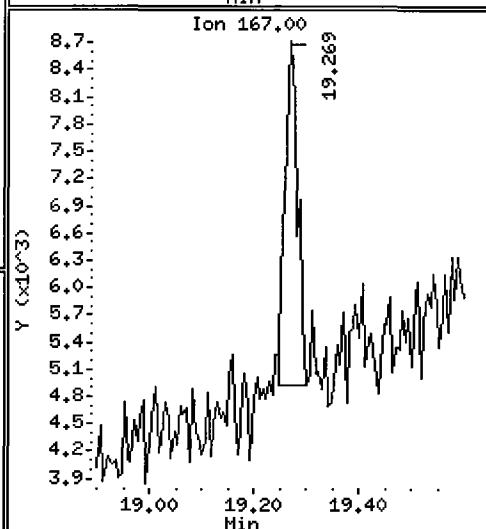
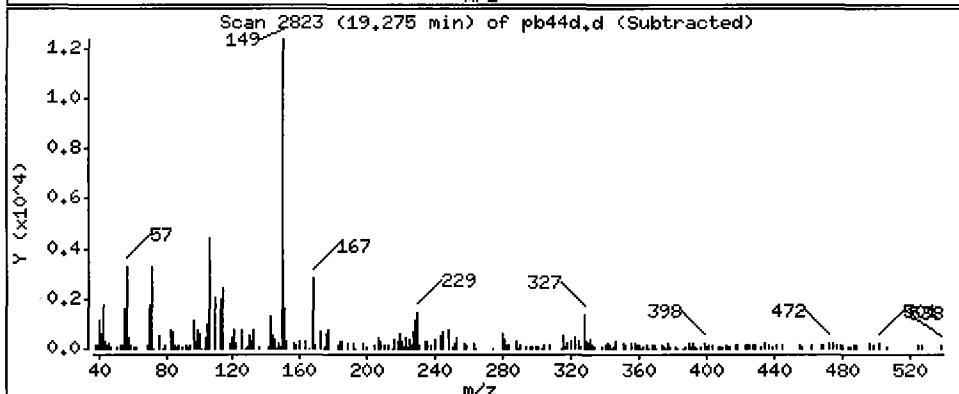
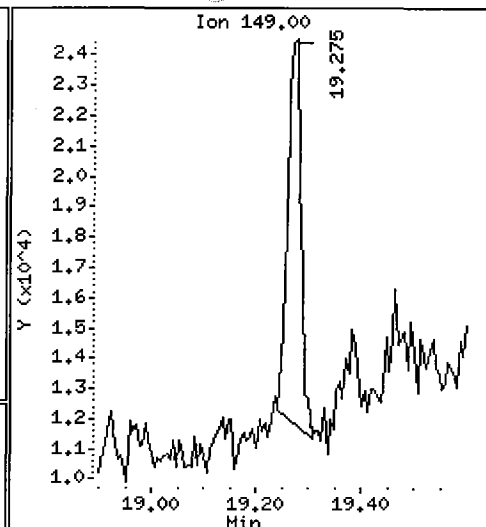
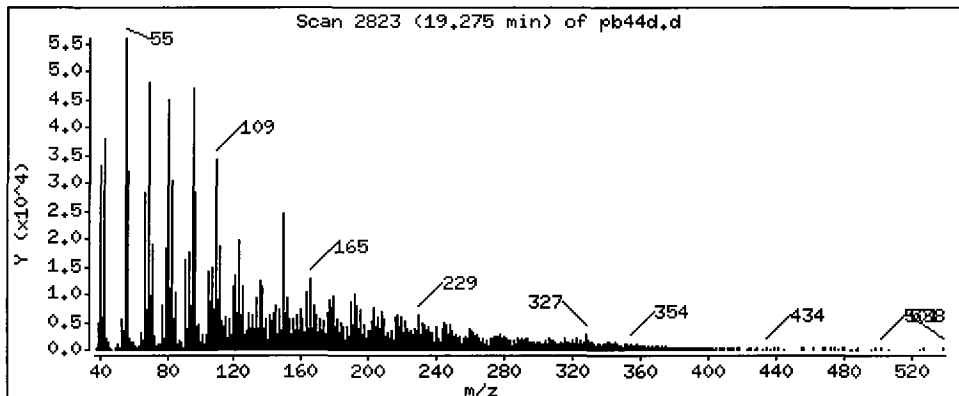
Column phase: ZB-5

Column diameter: 0.32

72 bis(2-Ethylhexyl)phthalate

Concentration: 49.67 ug/kg

OK



Date : 16-JUN-2009 16:32

Client ID: 3SED3-A

Instrument: nt4.i

Sample Info: PB44D,3

Volume Injected (uL): 1.0

Operator: LJR/VTS

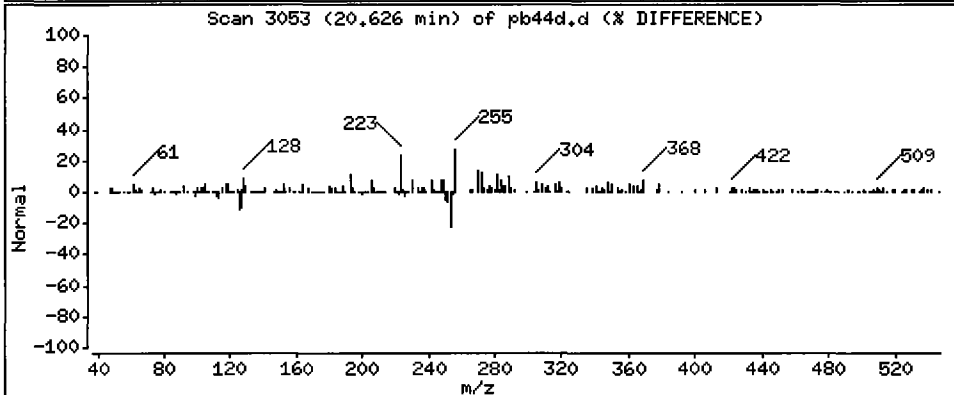
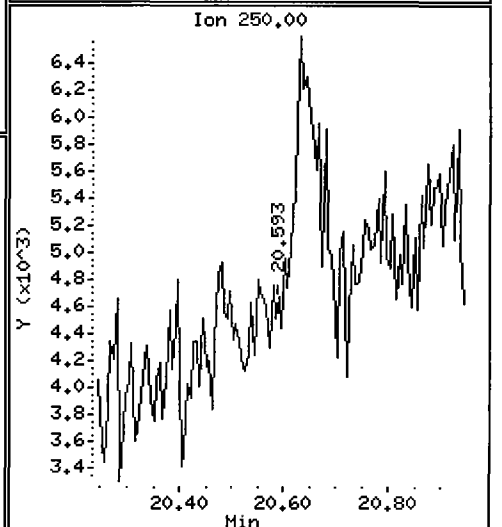
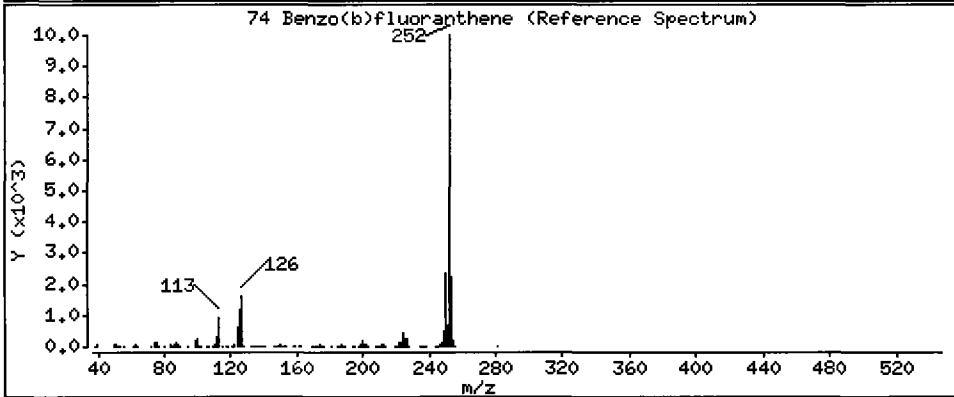
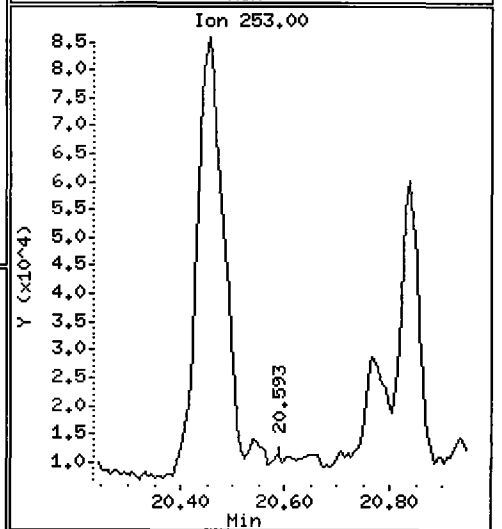
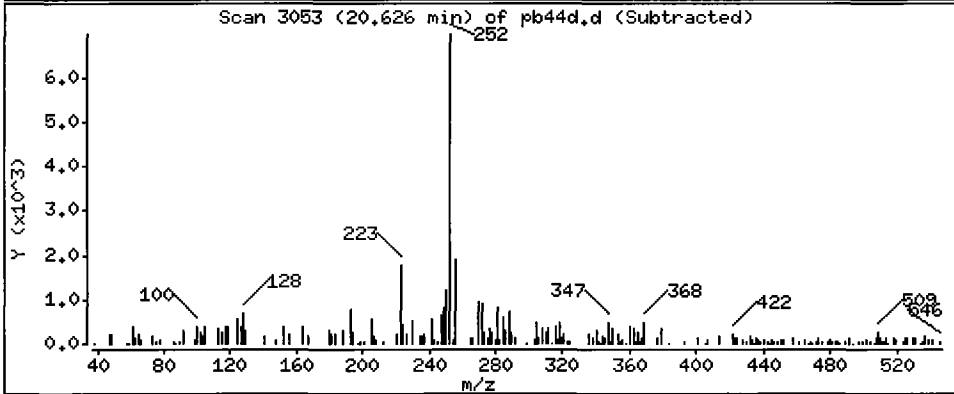
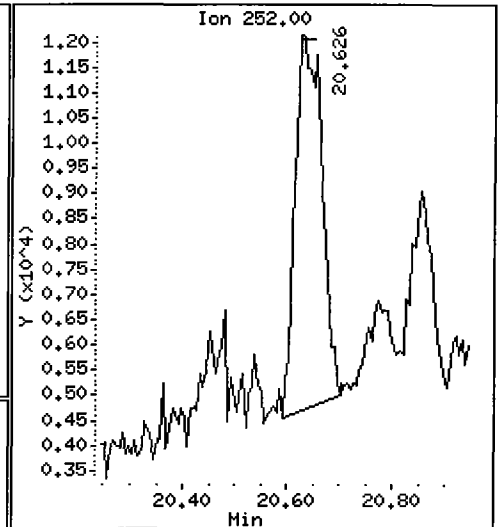
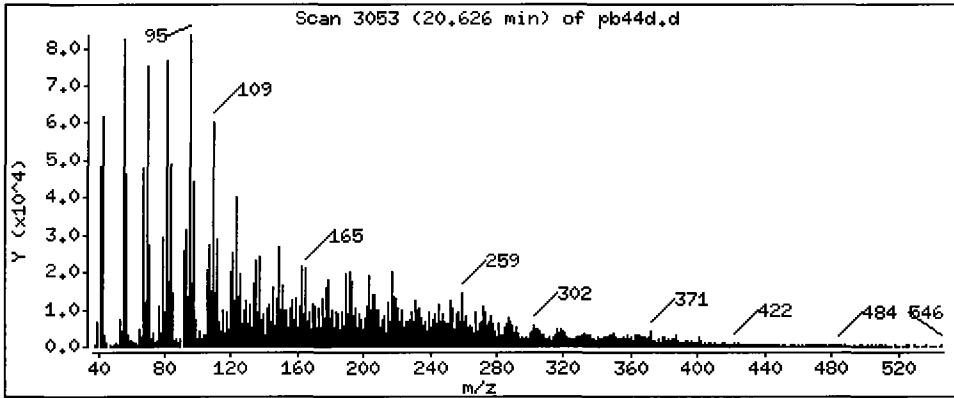
Column phase: ZB-5

Column diameter: 0.32

1/2 conc

74 Benzo(b)fluoranthene

Concentration: 41.23 ug/kg



Date : 16-JUN-2009 16:32

Client ID: 3SED3-A

Instrument: nt4.i

Sample Info: PB44D,3

Volume Injected (uL): 1.0

Operator: LJR/VTS

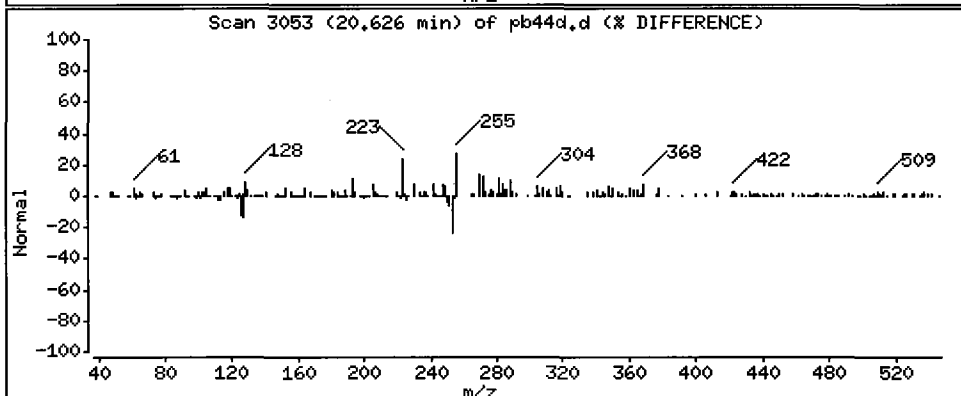
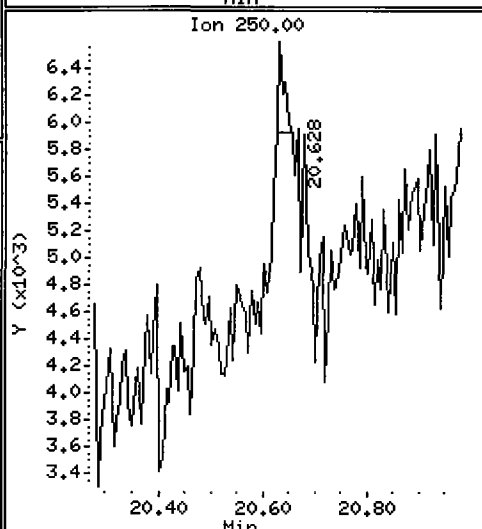
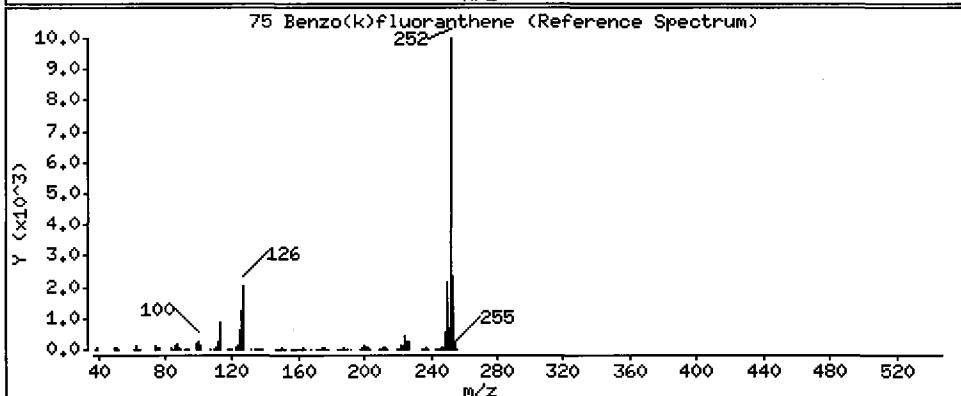
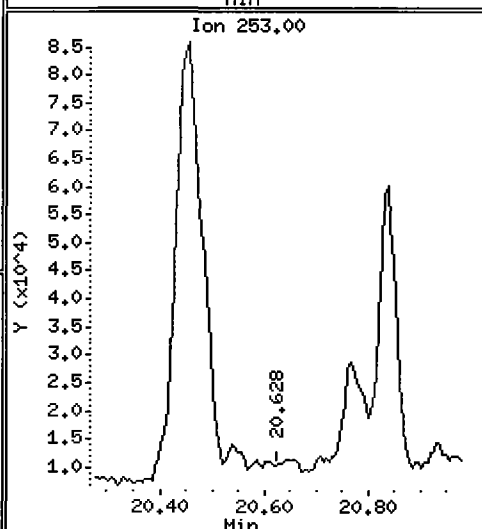
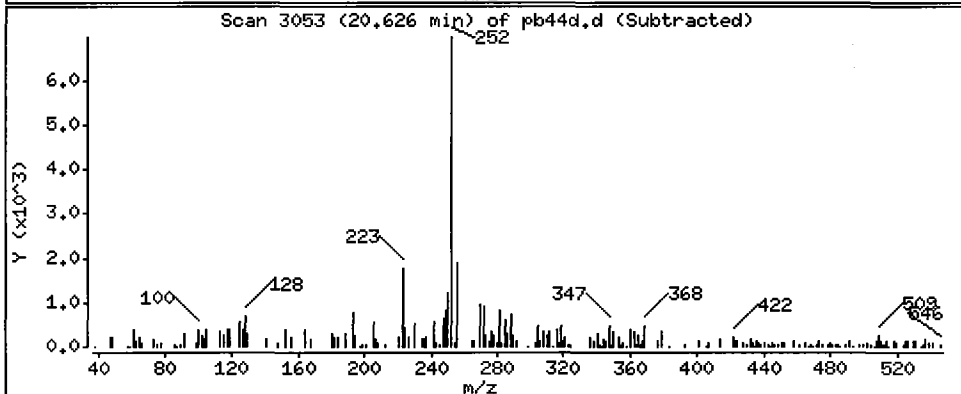
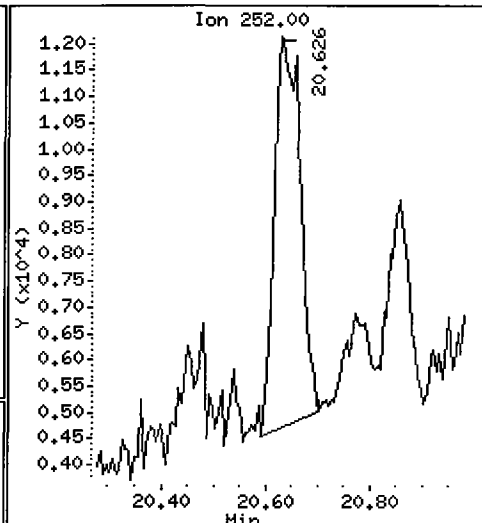
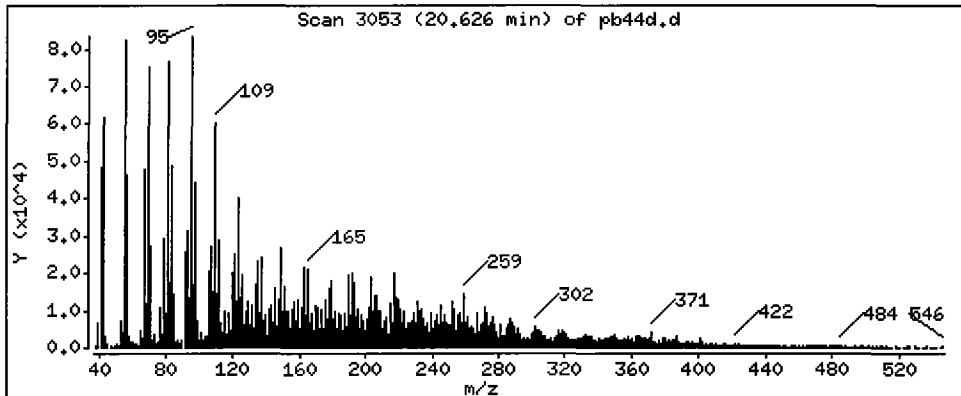
Column phase: ZB-5

Column diameter: 0.32

1/2 amp

75 Benzo(k)fluoranthene

Concentration: 39.84 ug/kg



Date : 16-JUN-2009 16:32

Client ID: 3SED3-A

Instrument: nt4.i

Sample Info: PB44D,3

Volume Injected (uL): 1.0

Operator: LJR/VTS

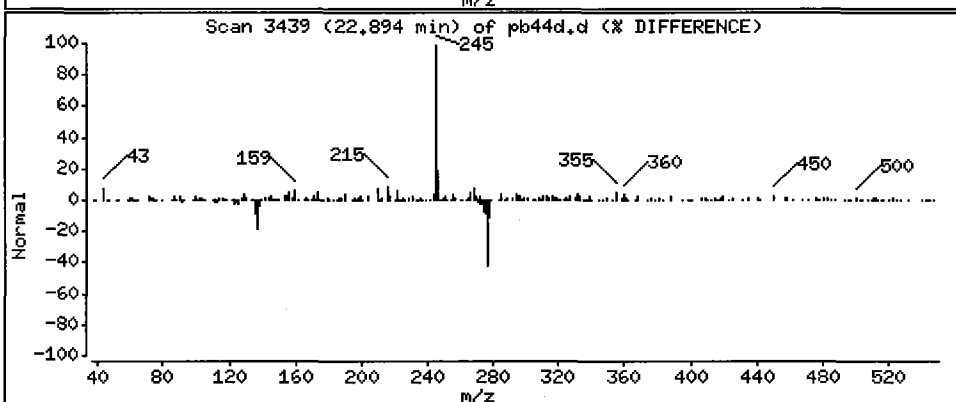
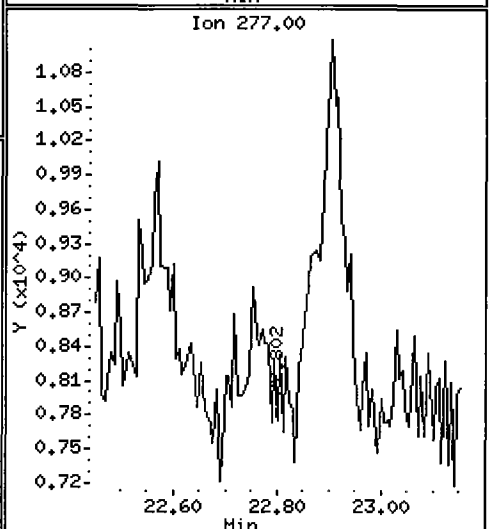
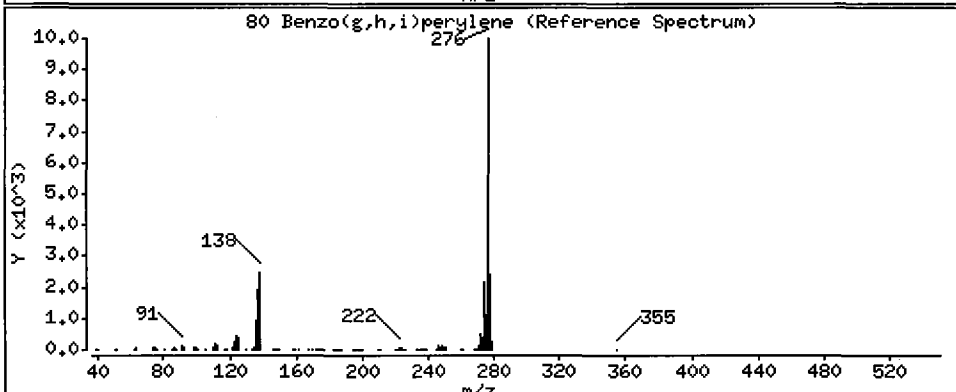
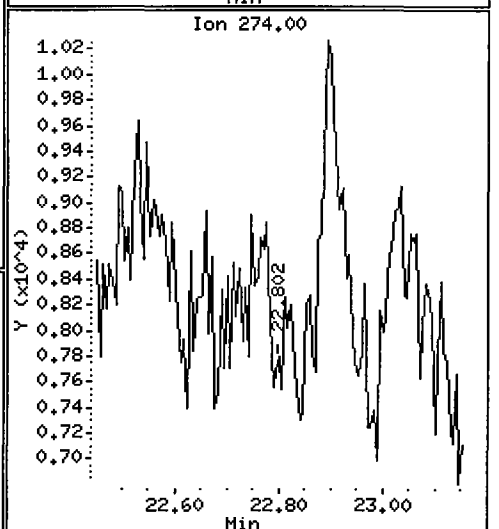
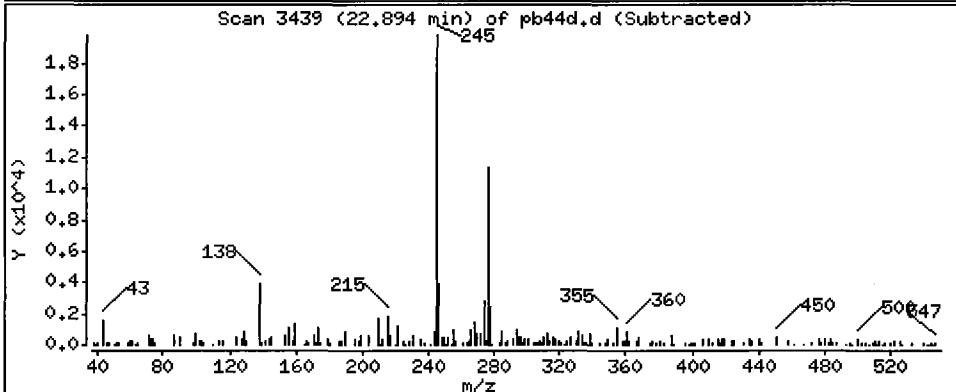
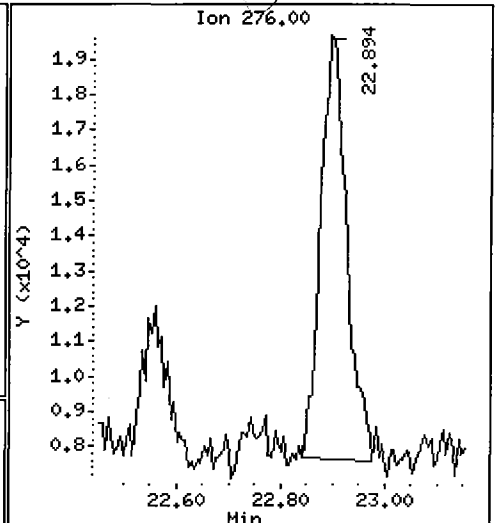
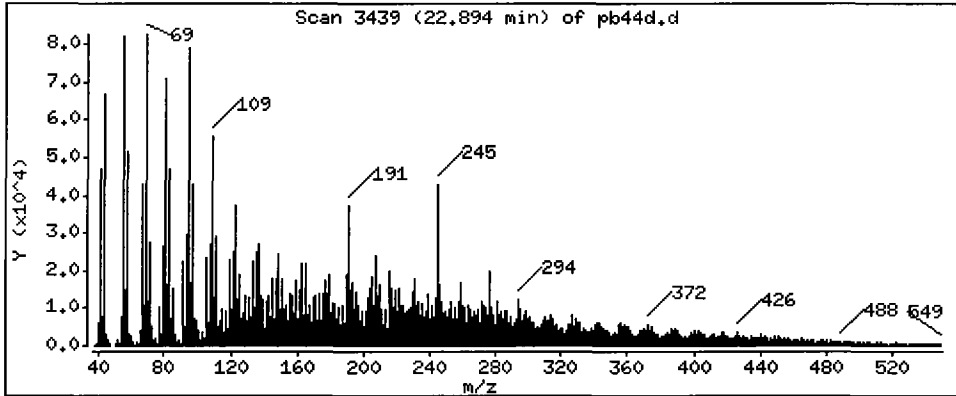
Column phase: ZB-5

Column diameter: 0.32

J. APC

80 Benzo(g,h,i)perylene

Concentration: 66.32 ug/kg



ORGANICS ANALYSIS DATA SHEET

PSDDA Semivolatiles by SW8270D GC/MS

Page 1 of 1

Sample ID: 3SED3-B

SAMPLE

Lab Sample ID: PB44E

LIMS ID: 09-12791

Matrix: Sediment

Data Release Authorized: *JS*

Reported: 06/17/09

QC Report No: PB44-ENVIROMENTAL SCIENCE CORP.

Project: JELD-WEN NORD DOOR

NA

Date Sampled: 06/04/09

Date Received: 06/04/09

Date Extracted: 06/10/09

Date Analyzed: 06/16/09 17:06

Instrument/Analyst: NT4/LJR

GPC Cleanup: Yes

Sample Amount: 19.0 g-dry-wt

Final Extract Volume: 0.5 mL

Dilution Factor: 3.00

Percent Moisture: 46.5%

CAS Number	Analyte	RL	Result
108-95-2	Phenol	79	< 79 U
541-73-1	1,3-Dichlorobenzene	79	< 79 U
106-46-7	1,4-Dichlorobenzene	79	< 79 U
100-51-6	Benzyl Alcohol	79	< 79 U
95-50-1	1,2-Dichlorobenzene	79	< 79 U
95-48-7	2-Methylphenol	79	< 79 U
106-44-5	4-Methylphenol	79	< 79 U
67-72-1	Hexachloroethane	79	< 79 U
105-67-9	2,4-Dimethylphenol	79	< 79 U
65-85-0	Benzoic Acid	790	< 790 U
120-82-1	1,2,4-Trichlorobenzene	79	< 79 U
91-20-3	Naphthalene	79	< 79 U
87-68-3	Hexachlorobutadiene	79	< 79 U
91-57-6	2-Methylnaphthalene	79	< 79 U
131-11-3	Dimethylphthalate	79	< 79 U
208-96-8	Acenaphthylene	79	< 79 U
83-32-9	Acenaphthene	79	< 79 U
132-64-9	Dibenzofuran	79	< 79 U
84-66-2	Diethylphthalate	79	< 79 U
86-73-7	Fluorene	79	< 79 U
86-30-6	N-Nitrosodiphenylamine	79	< 79 U
118-74-1	Hexachlorobenzene	79	< 79 U
87-86-5	Pentachlorophenol	400	< 400 U
85-01-8	Phenanthrene	79	< 79 U
120-12-7	Anthracene	79	< 79 U
84-74-2	Di-n-Butylphthalate	79	< 79 U
206-44-0	Fluoranthene	79	66 J
129-00-0	Pyrene	79	55 J
85-68-7	Butylbenzylphthalate	79	< 79 U
56-55-3	Benzo(a)anthracene	79	< 79 U
117-81-7	bis(2-Ethylhexyl)phthalate	79	76 J
218-01-9	Chrysene	79	58 J
117-84-0	Di-n-Octyl phthalate	79	< 79 U
205-99-2	Benzo(b)fluoranthene	79	< 79 U
207-08-9	Benzo(k)fluoranthene	79	< 79 U
50-32-8	Benzo(a)pyrene	79	< 79 U
193-39-5	Indeno(1,2,3-cd)pyrene	79	< 79 U
53-70-3	Dibenz(a,h)anthracene	79	< 79 U
191-24-2	Benzo(g,h,i)perylene	79	< 79 U
90-12-0	1-Methylnaphthalene	79	< 79 U

Reported in µg/kg (ppb)

Semivolatile Surrogate Recovery

d5-Nitrobenzene	55.6%	2-Fluorobiphenyl	62.5%
d14-p-Terphenyl	64.8%	d4-1,2-Dichlorobenzene	43.0%
d5-Phenol	59.5%	2-Fluorophenol	52.2%
2,4,6-Tribromophenol	79.0%	d4-2-Chlorophenol	60.0%

Analytical Resources, Inc.

Semivolatiles Report SW846 Method 8270D

Data file : /chem3/nt4.i/20090616.b/pb44e.d
 Lab Smp Id: PB44E Client Smp ID: 3SED3-B
 Inj Date : 16-JUN-2009 17:06
 Operator : LJR/VTS Inst ID: nt4.i
 Smp Info : PB44E,3
 Misc Info : 09-12791
 Comment : lul Injection
 Method : /chem3/nt4.i/20090616.b/SW846.m
 Meth Date : 17-Jun-2009 10:11 jeff Quant Type: ISTD
 Cal Date : 08-MAY-2009 15:22 Cal File: c800508.d
 Als bottle: 8
 Dil Factor: 3.00000
 Integrator: HP RTE Compound Sublist: PSDDA.sub
 Target Version: 3.50

LJR
6/17/09

Concentration Formula: Amt * DF * Vt / (Ws * (100 - M) / 100) * CpndVariable

Name	Value	Description
DF	3.00000	Dilution Factor
Vt	500.00000	Volume of final extract (uL)
Ws	35.50000	Weight of sample extracted (g)
M	46.50000	% Moisture

Cpnd Variable

Local Compound Variable

Compounds	QUANT SIG	RT	EXP RT	REL RT	RESPONSE	CONCENTRATIONS	
						ON-COLUMN (ug/mL)	FINAL (ug/kg)
\$ 1 2-Fluorophenol	112	5.526	5.475	(0.739)	100808	6.51968	514.9
\$ 2 Phenol-d5	99	7.177	7.091	(0.960)	156574	7.43669	587.3
3 Phenol	94	Compound Not Detected.					
\$ 5 2-Chlorophenol-d4	132	7.200	7.167	(0.963)	97486	7.49709	592.1
4 Bis(2-Chloroethyl)ether	93	Compound Not Detected.					
6 2-Chlorophenol	128	Compound Not Detected.					
7 1,3-Dichlorobenzene	146	Compound Not Detected.					
* 8 1,4-Dichlorobenzene-d4	152	7.476	7.461	(1.000)	201799	20.0000	
9 1,4-Dichlorobenzene	146	Compound Not Detected.					
\$ 10 1,2-Dichlorobenzene-d4	152	7.770	7.761	(1.039)	33966	3.57784	282.6
12 1,2-Dichlorobenzene	146	Compound Not Detected.					
11 Benzyl alcohol	108	Compound Not Detected.					
14 2,2'-oxybis(1-Chloropropane)	45	Compound Not Detected.					
13 2-Methylphenol	108	Compound Not Detected.					
17 Hexachloroethane	117	Compound Not Detected.					

Compounds	QUANT SIG MASS	RT	EXP RT	REL RT	RESPONSE	CONCENTRATIONS	
						ON-COLUMN (ug/mL)	FINAL (ug/kg)
16 N-Nitroso-di-n-propylamine	70						
15 4-Methylphenol	108						
\$ 18 Nitrobenzene-d5	82	8.411	8.401	(0.884)	94961	4.62588	365.3
19 Nitrobenzene	77						
20 Isophorone	82						
21 2-Nitrophenol	139						
22 2,4-Dimethylphenol	107						
23 Bis(2-Chloroethoxy)methane	93						
24 Benzoic acid	105						
25 2,4-Dichlorophenol	162						
26 1,2,4-Trichlorobenzene	180						
* 27 Naphthalene-d8	136	9.515	9.506	(1.000)	723417	20.0000	
28 Naphthalene	128						
29 4-Chloroaniline	127						
30 Hexachlorobutadiene	225						
31 4-Chloro-3-methylphenol	107						
32 2-Methylnaphthalene	141						
33 Hexachlorocyclopentadiene	237						
34 2,4,6-Trichlorophenol	196						
35 2,4,5-Trichlorophenol	196						
\$ 36 2-Fluorobiphenyl	172	11.319	11.309	(0.916)	168040	5.21377	411.8
37 2-Chloronaphthalene	162						
38 2-Nitroaniline	65						
39 Dimethylphthalate	163						
40 Acenaphthylene	152						
41 2,6-Dinitrotoluene	165						
* 42 Acenaphthene-d10	164	12.359	12.344	(1.000)	425203	20.0000	
43 3-Nitroaniline	138						
44 Acenaphthene	153						
45 2,4-Dinitrophenol	184						
46 Dibenzofuran	168						
47 4-Nitrophenol	109						
48 2,4-Dinitrotoluene	165						
50 Diethylphthalate	149						
49 Fluorene	166						
51 4-Chlorophenyl-phenylether	204						
52 4-Nitroaniline	138						
53 4,6-Dinitro-2-methylphenol	198						
54 N-Nitrosodiphenylamine	169						
\$ 55 2,4,6-Tribromophenol	330	13.652	13.636	(1.105)	38795	9.87608	780.0
56 4-Bromophenyl-phenylether	248						
57 Hexachlorobenzene	284						
58 Pentachlorophenol	266						
* 59 Phenanthrene-d10	188	14.715	14.694	(1.000)	647936	20.0000	
60 Phenanthrene	178						
61 Anthracene	178						
62 Carbazole	167						

Compounds	QUANT SIG MASS	RT	EXP RT	REL RT	RESPONSE	CONCENTRATIONS	
						ON-COLUMN (ug/mL)	FINAL (ug/kg)
63 Di-n-butylphthalate	149						
64 Fluoranthene	202	16.672	16.650	(1.133)	34077	0.83104 LOL	65.63
65 Pyrene	202	17.018	16.997	(0.896)	35902	0.69199 ↓	54.65
\$ 66 Terphenyl-d14	244	17.359	17.338	(0.913)	167089	5.39637	426.2
67 Butylbenzylphthalate	149						
68 Benzo(a)anthracene	228						
* 69 Chrysene-d12	240	19.004	18.977	(1.000)	602611	20.0000	
70 3,3'-Dichlorobenzidine	252						
71 Chrysene	228	19.033	19.018	(1.002)	30009	0.73772 LOL	58.26
72 bis(2-Ethylhexyl)phthalate	149	19.274	19.247	(0.954)	30705	0.96447 ↓	76.17
* 134 Di-n-octylphthalate-d4	153	20.209	20.181	(1.000)	984369	20.0000	
73 Di-n-octylphthalate	149						
74 Benzo(b)fluoranthene	252	20.632	20.593	(0.975)	39801	0.91956 ↓	22.63(M) 0.452
75 Benzo(k)fluoranthene	252	20.632	20.628	(0.975)	39800	0.88858	70.18(M) 0.452
76 Benzo(a)pyrene	252						
* 77 Perylene-d12	264	21.160	21.110	(1.000)	619429	20.0000	
78 Indeno(1,2,3-cd)pyrene	276						
79 Dibenzo(a,h)anthracene	278						
80 Benzo(g,h,i)perylene	276						
90 N-Nitrosodimethylamine	74						
91 Aniline	93						
93 Benzidine	184						
103 Pyridine	79						
105 1-methylnaphthalene	141						
111 Azobenzene (1,2-DP-Hydrazine)	77						

QC Flag Legend

M - Compound response manually integrated.

Analytical Resources, Inc.

INTERNAL STANDARD COMPOUNDS
 AREA AND RT SUMMARY

Instrument ID: nt4.i
 Lab File ID: pb44e.d
 Lab Smp Id: PB44E
 Analysis Type: SV
 Quant Type: ISTD
 Operator: LJR/VTS
 Method File: /chem3/nt4.i/20090616.b/SW846.m
 Misc Info: 09-12791

Calibration Date: 16-JUN-2009
 Calibration Time: 13:06
 Client Smp ID: 3SED3-B
 Level: LOW
 Sample Type: Sediment

Test Mode:
 Use Initial Calibration Level 4.

COMPOUND	STANDARD	AREA LIMIT		SAMPLE	%DIFF
		LOWER	UPPER		
8 1,4-Dichlorobenze	180629	90314	361258	201799	11.72
27 Naphthalene-d8	633172	316586	1266344	723417	14.25
42 Acenaphthene-d10	336916	168458	673832	425203	26.20
59 Phenanthrene-d10	514258	257129	1028516	647936	25.99
69 Chrysene-d12	376875	188438	753750	602611	59.90
134 Di-n-octylphthala	640574	320287	1281148	984369	53.67
77 Perylene-d12	383864	191932	767728	619429	61.37

COMPOUND	STANDARD	RT LIMIT		SAMPLE	%DIFF
		LOWER	UPPER		
8 1,4-Dichlorobenze	7.46	6.96	7.96	7.48	0.21
27 Naphthalene-d8	9.51	9.01	10.01	9.52	0.10
42 Acenaphthene-d10	12.34	11.84	12.84	12.36	0.12
59 Phenanthrene-d10	14.69	14.19	15.19	14.71	0.14
69 Chrysene-d12	18.98	18.48	19.48	19.00	0.14
134 Di-n-octylphthala	20.18	19.68	20.68	20.21	0.13
77 Perylene-d12	21.11	20.61	21.61	21.16	0.24

AREA UPPER LIMIT = +100% of internal standard area.
 AREA LOWER LIMIT = - 50% of internal standard area.
 RT UPPER LIMIT = + 0.50 minutes of internal standard RT.
 RT LOWER LIMIT = - 0.50 minutes of internal standard RT.

Analytical Resources, Inc.

RECOVERY REPORT

Client Name: ESC
 Sample Matrix: SOLID
 Lab Smp Id: PB44E
 Level: LOW
 Data Type: MS DATA
 SpikeList File: PSDDALCS.spk
 Sublist File: PSDDA.sub
 Method File: /chem3/nt4.i/20090616.b/SW846.m
 Misc Info: 09-12791

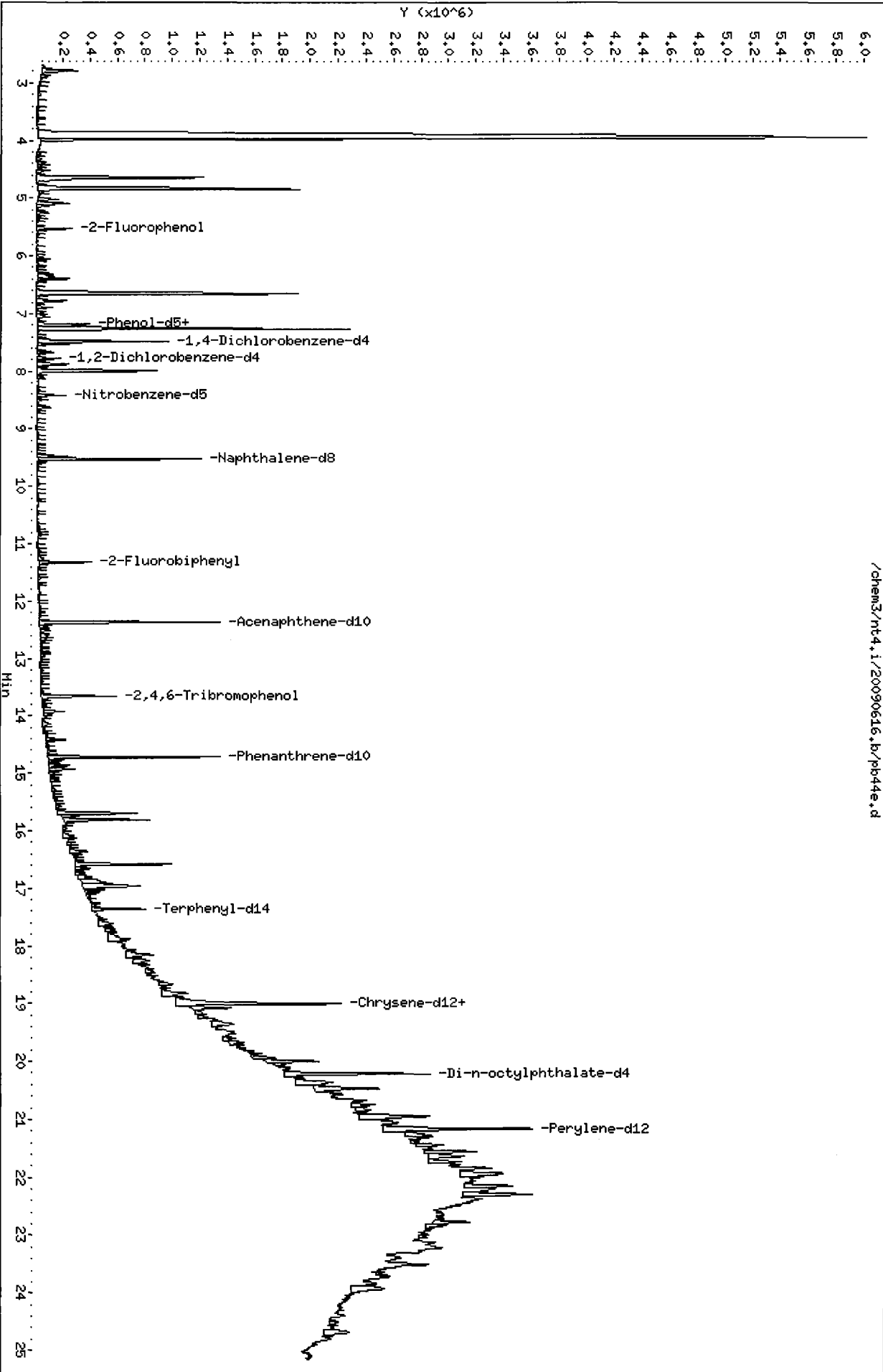
Client SDG: PB44
 Fraction: SV
 Client Smp ID: 3SED3-B
 Operator: LJR/VTS
 SampleType: SAMPLE
 Quant Type: ISTD

SURROGATE COMPOUND	CONC ADDED ug/kg	CONC RECOVERED ug/kg	% RECOVERED	LIMITS
\$ 1 2-Fluorophenol	987.2	514.9	52.16	21-100
\$ 2 Phenol-d5	987.2	587.3	59.49	10-100
\$ 5 2-Chlorophenol-d4	987.2	592.1	59.98	30-100
\$ 10 1,2-Dichlorobenzen	658.2	282.6	42.93	24-100
\$ 18 Nitrobenzene-d5	658.2	365.3	55.51	26-100
\$ 36 2-Fluorobiphenyl	658.2	411.8	62.57	32-100
\$ 55 2,4,6-Tribromophen	987.2	780.0	79.01	33-118
\$ 66 Terphenyl-d14	658.2	426.2	64.76	21-97

Data File: /chem3/nt4.1/20090616.b/pb44e.d
Date: 16-JUN-2009 17:06
Client ID: 3SED3-B
Sample Info: PB44E,3
Volume Injected (uL): 1.0
Column phase: ZB-5

Instrument: nt4.1
Operator: LJR/VTS
Column diameter: 0.32

/chem3/nt4.1/20090616.b/pb44e.d



Date : 16-JUN-2009 17:06

Client ID: 3SED3-B

Instrument: nt4.i

Sample Info: PB44E,3

Volume Injected (uL): 1.0

Operator: LJR/VTS

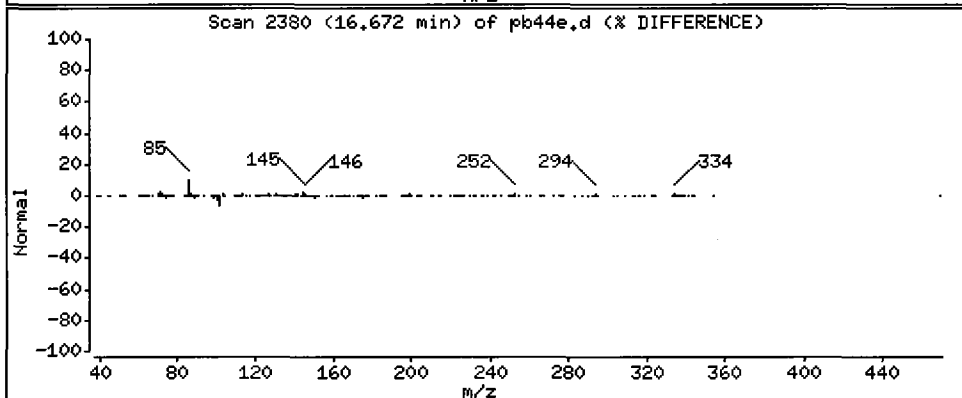
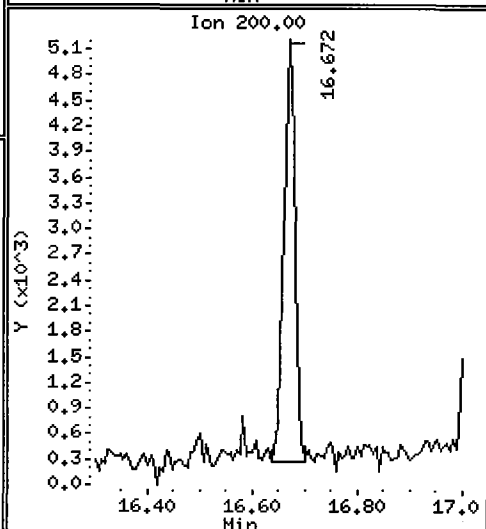
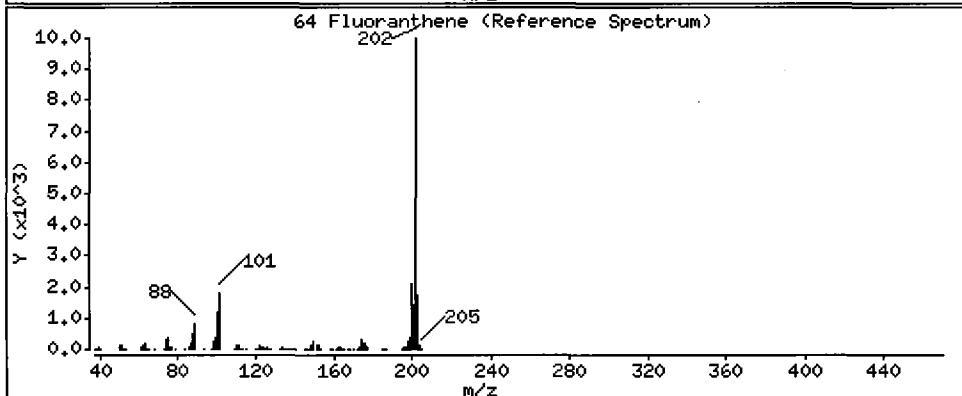
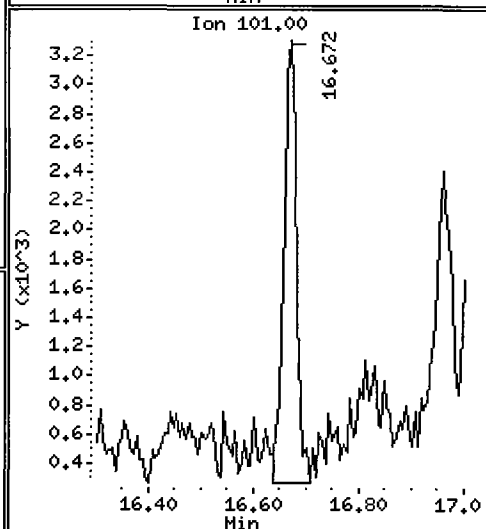
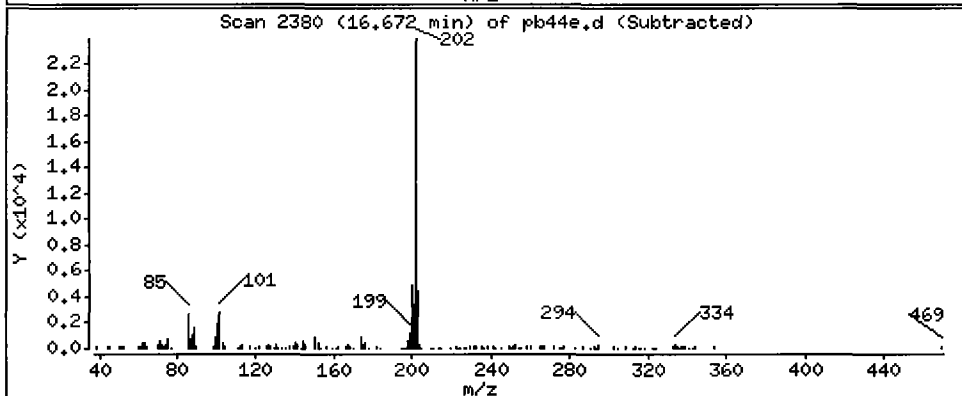
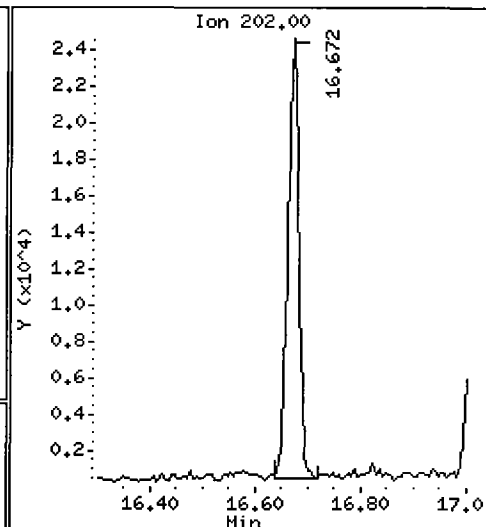
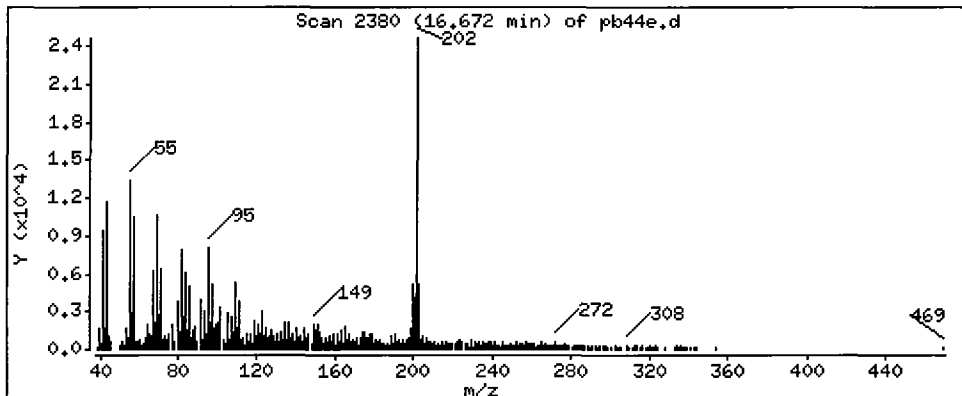
Column phase: ZB-5

Column diameter: 0,32

JUL

64 Fluoranthene

Concentration: 65,63 ug/kg



Date : 16-JUN-2009 17:06

Client ID: 3SED3-B

Instrument: nt4.i

Sample Info: PB44E,3

Volume Injected (uL): 1.0

Operator: LJR/VTS

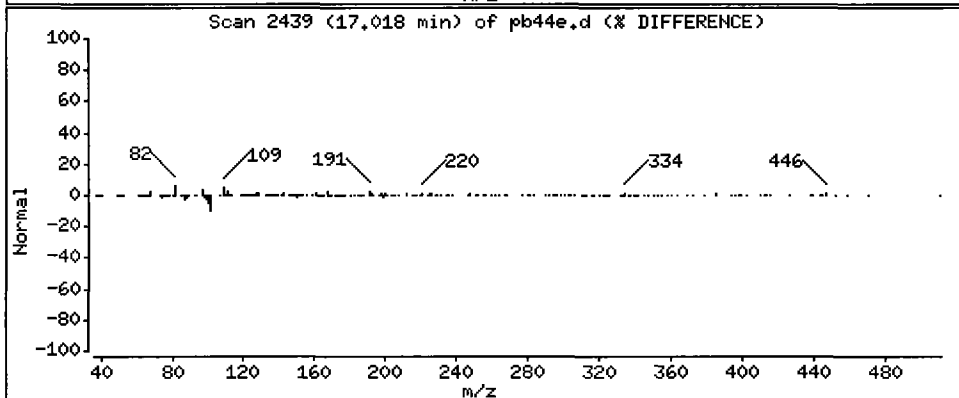
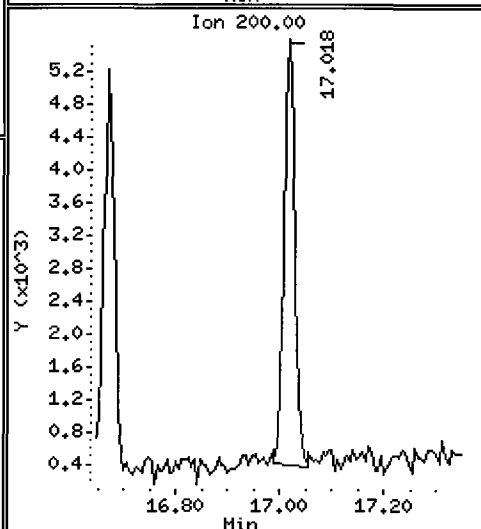
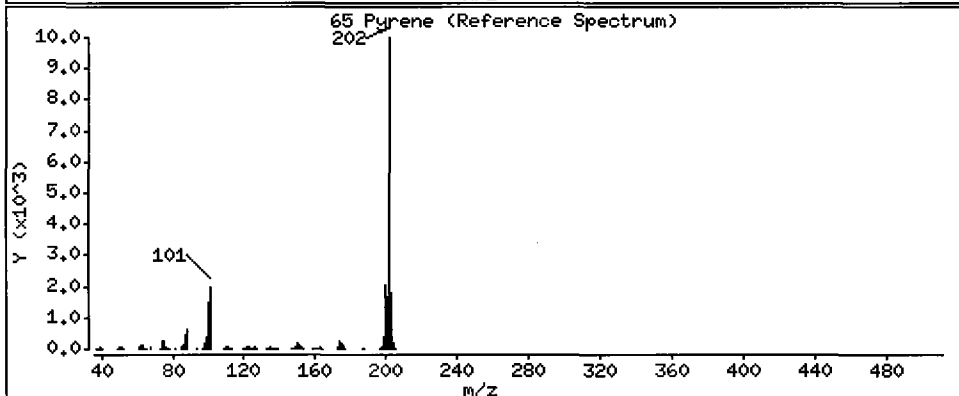
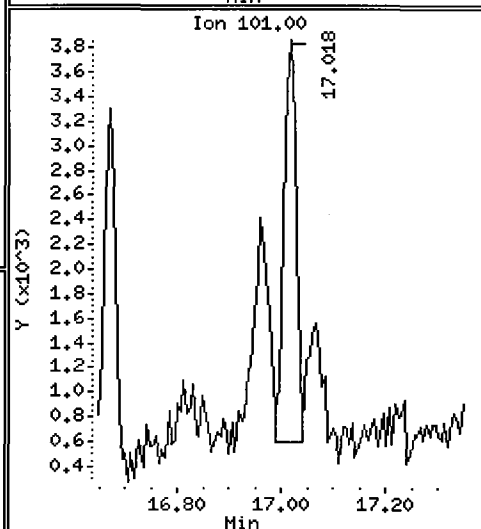
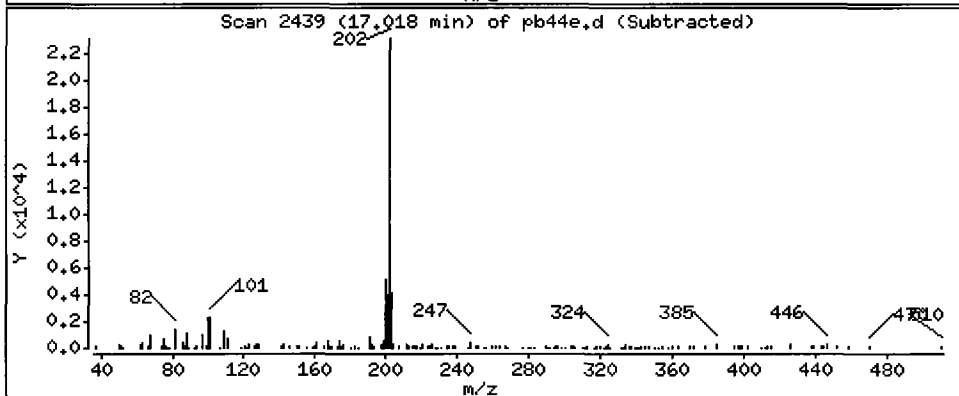
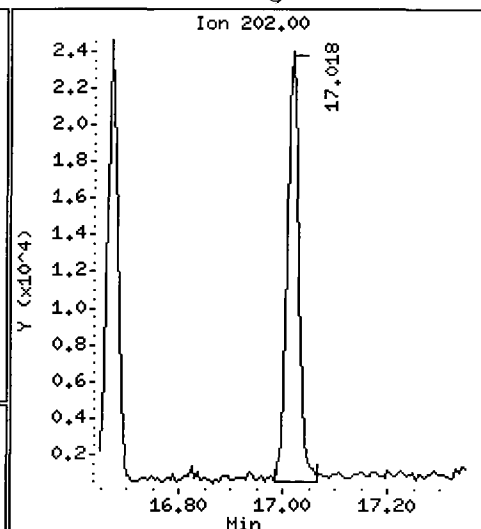
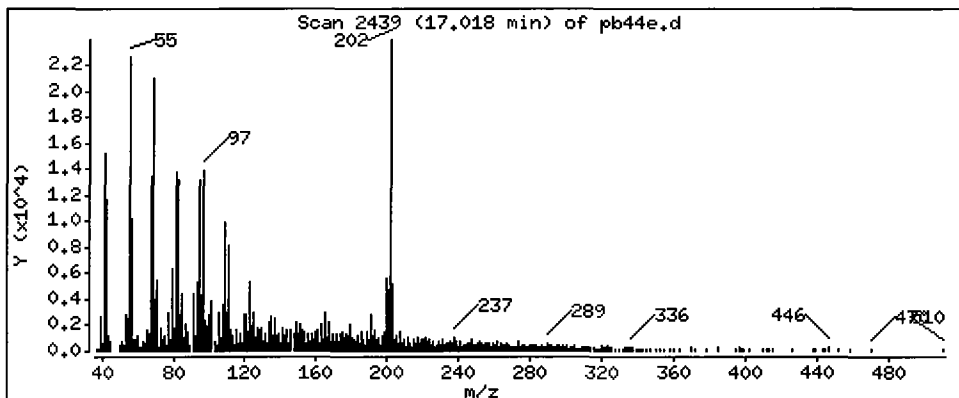
Column phase: ZB-5

Column diameter: 0.32

Handwritten signature

65 Pyrene

Concentration: 54.65 ug/kg



Date: 16-JUN-2009 17:06

Client ID: 3SED3-B

Instrument: nt4.i

Sample Info: PB44E,3

Volume Injected (uL): 1.0

Operator: LJR/VTS

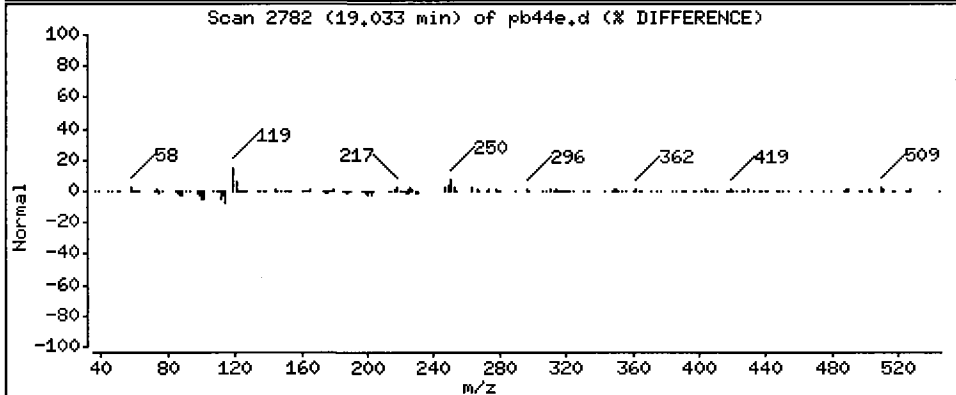
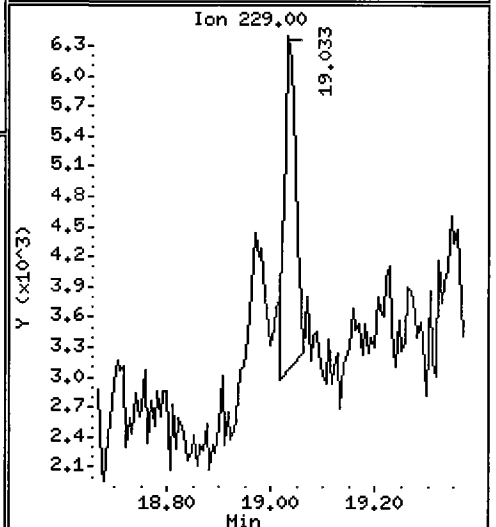
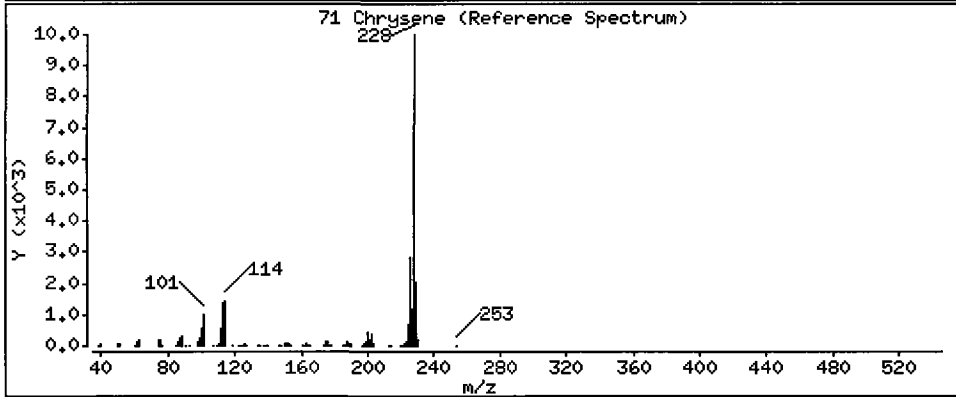
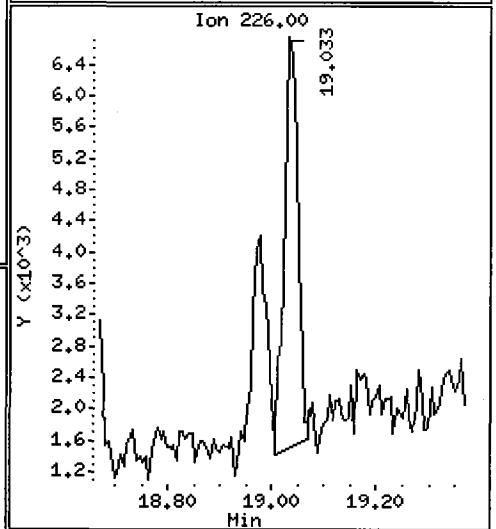
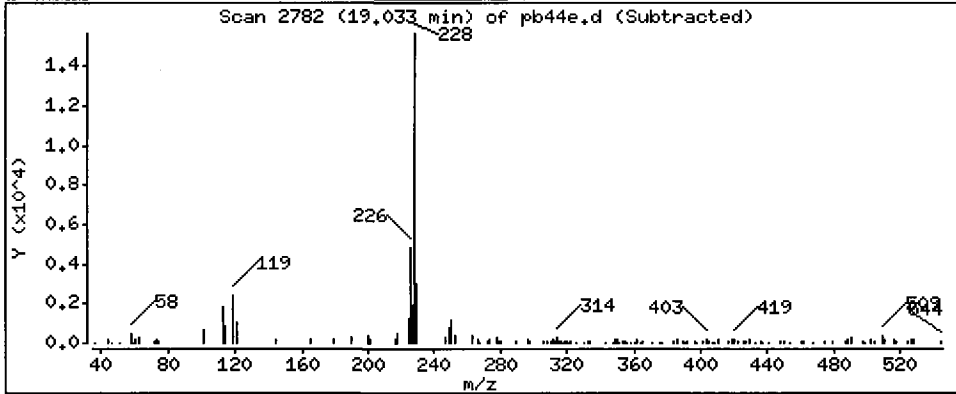
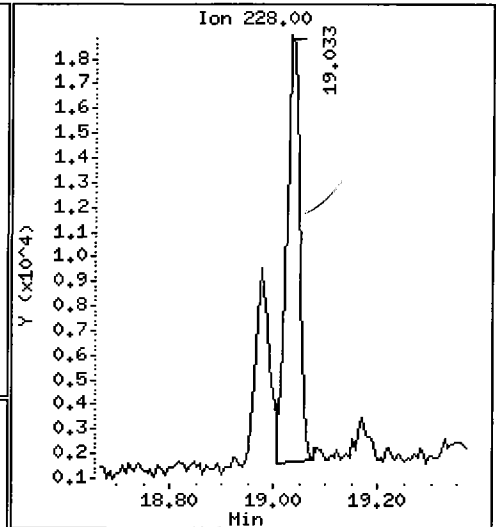
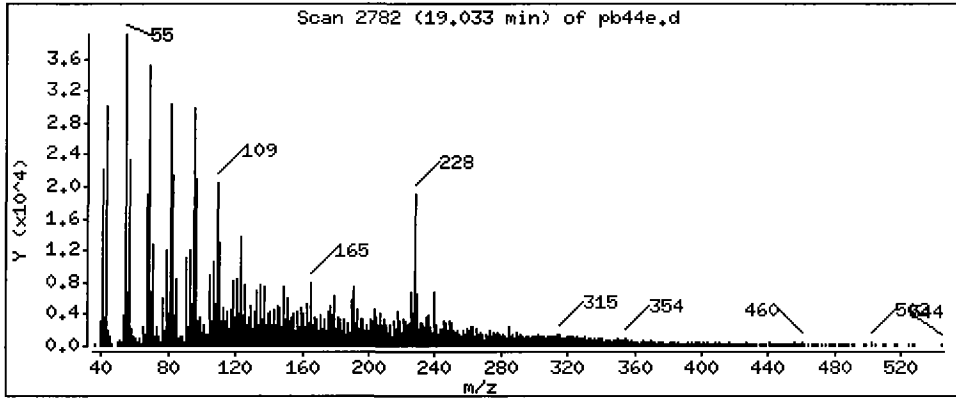
Column phase: ZB-5

Column diameter: 0.32

71 Chrysene

Concentration: 58.26 ug/kg

JLR



Date: 16-JUN-2009 17:06

Client ID: 3SED3-B

Instrument: nt4.i

Sample Info: PB44E,3

Volume Injected (uL): 1.0

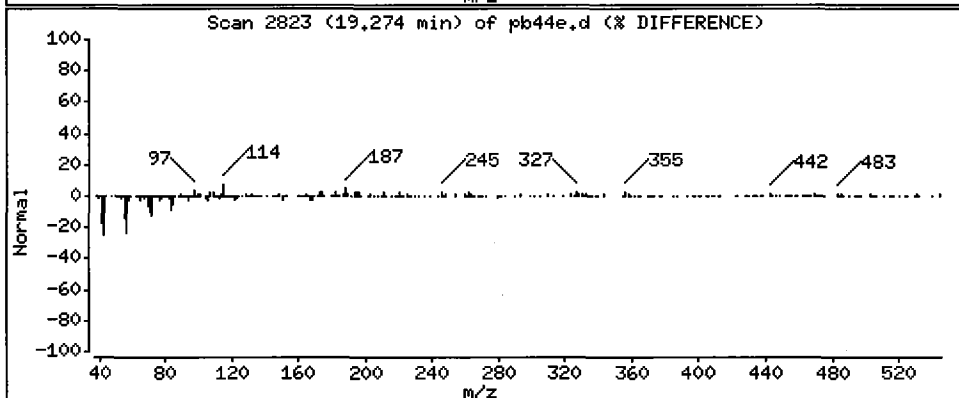
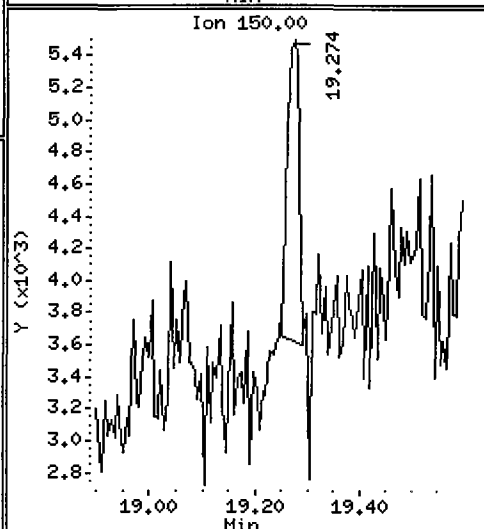
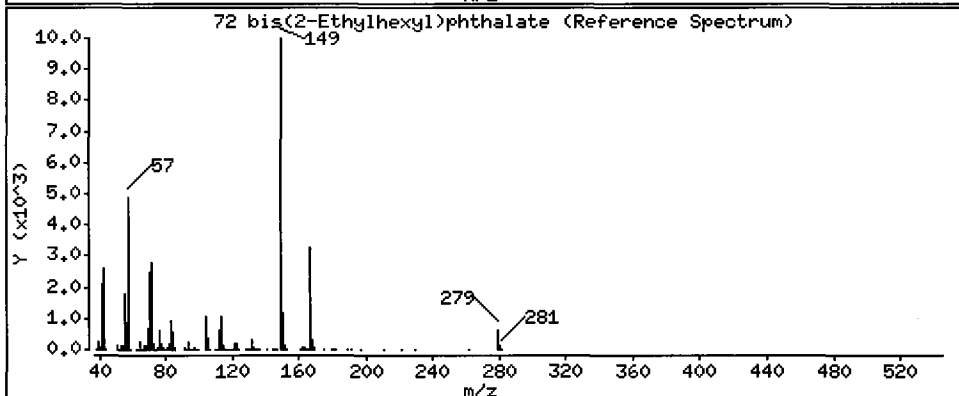
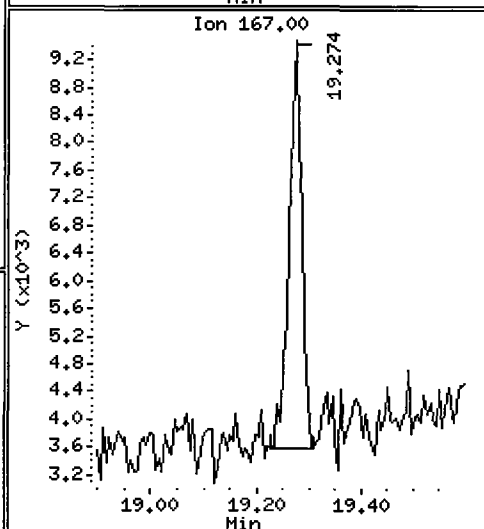
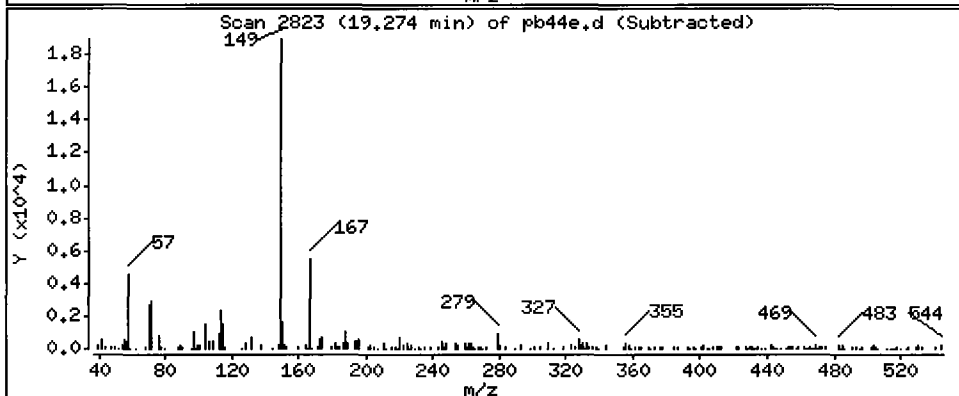
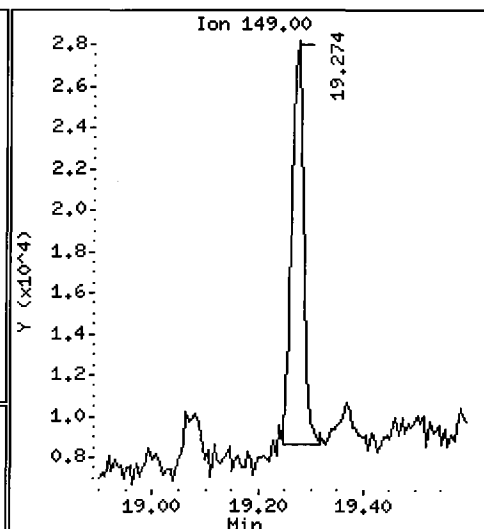
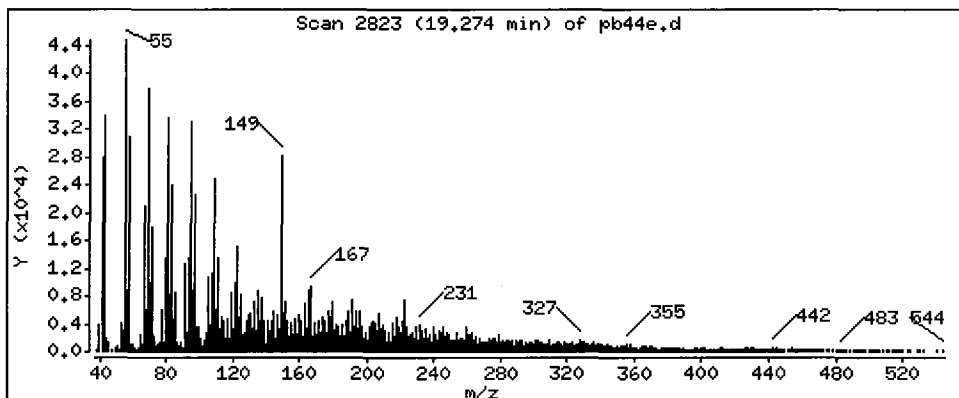
Operator: LJR/VTS

Column phase: ZB-5

Column diameter: 0.32

72 bis(2-Ethylhexyl)phthalate

Concentration: 76.17 ug/kg



Date : 16-JUN-2009 17:06

Client ID: 3SED3-B

Instrument: nt4.i

Sample Info: PB44E,3

Volume Injected (uL): 1.0

Operator: LJR/VTS

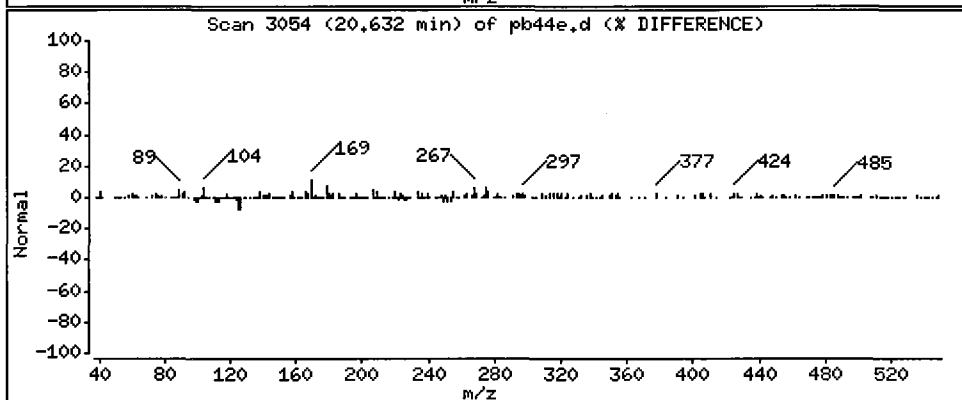
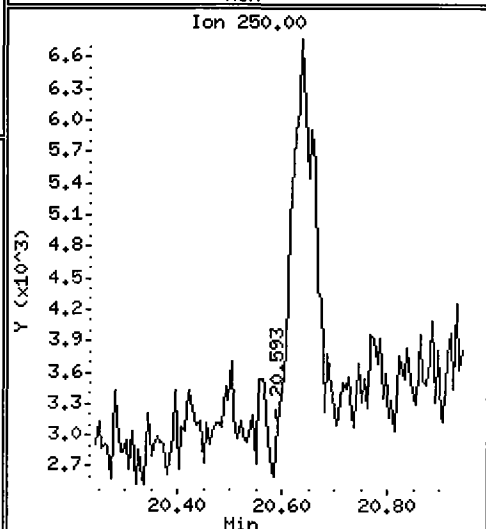
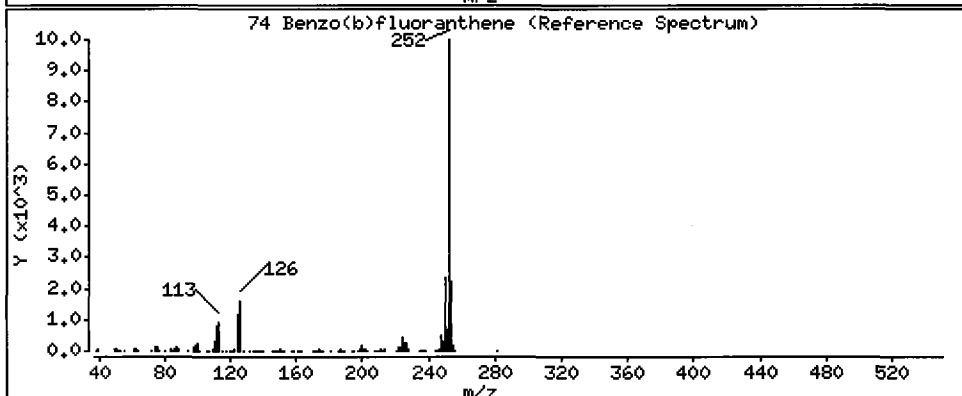
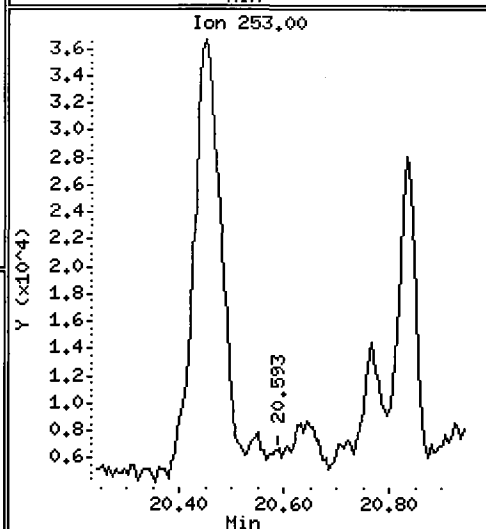
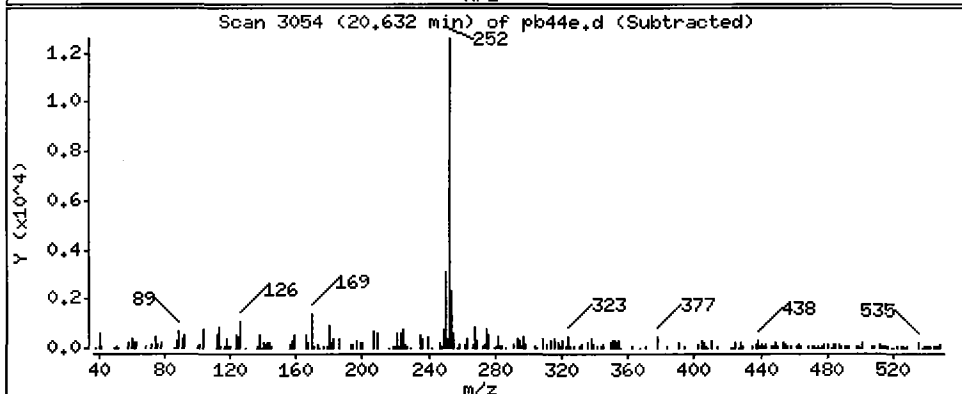
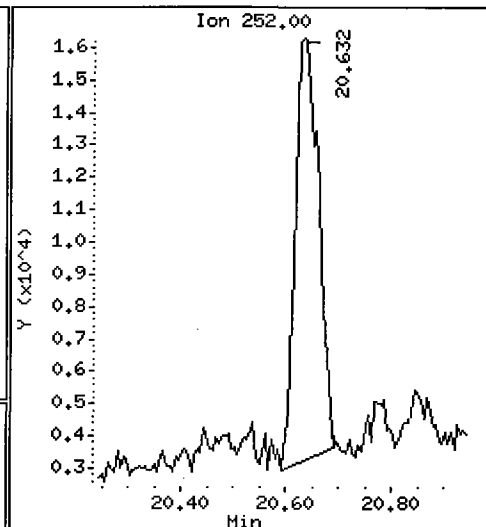
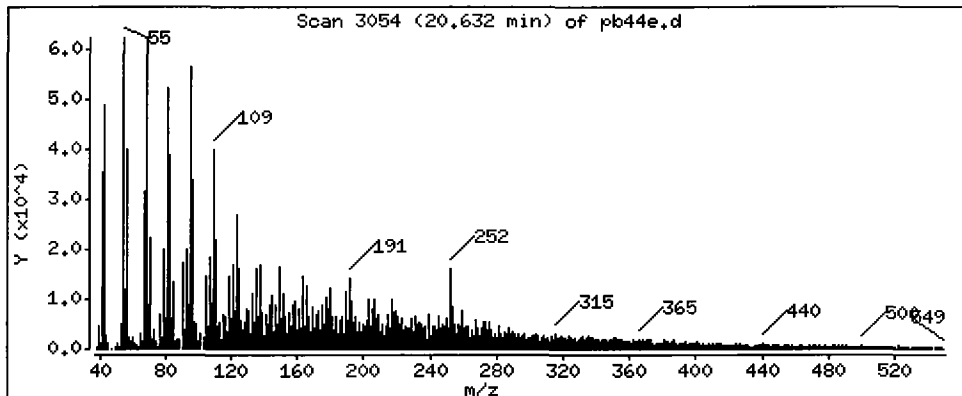
Column phase: ZB-5

Column diameter: 0.32

1/2 cmol

74 Benzo(b)fluoranthene

Concentration: 72.63 ug/kg



Date : 16-JUN-2009 17:06

Client ID: 3SED3-B

Instrument: nt4.i

Sample Info: PB44E,3

Volume Injected (uL): 1.0

Operator: LJR/VTS

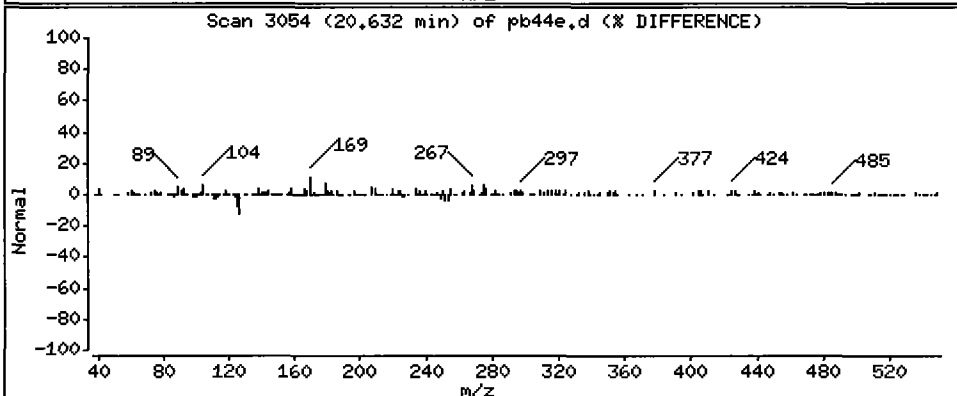
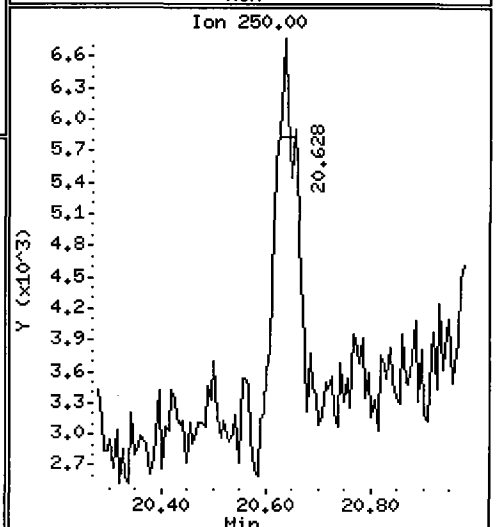
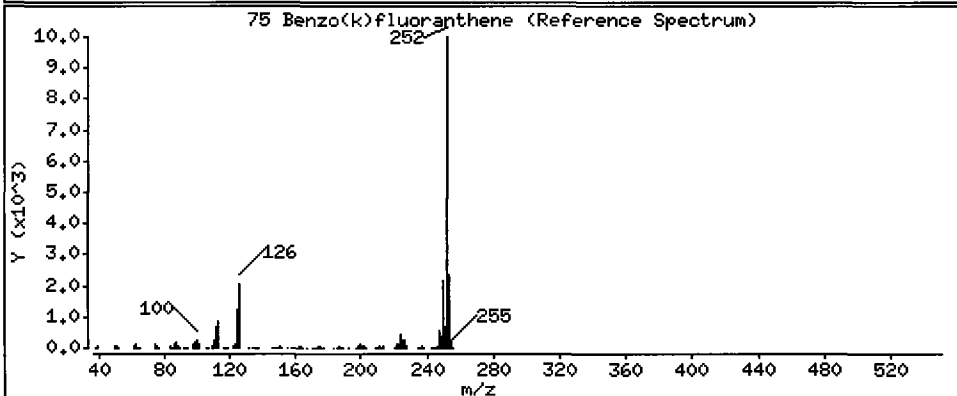
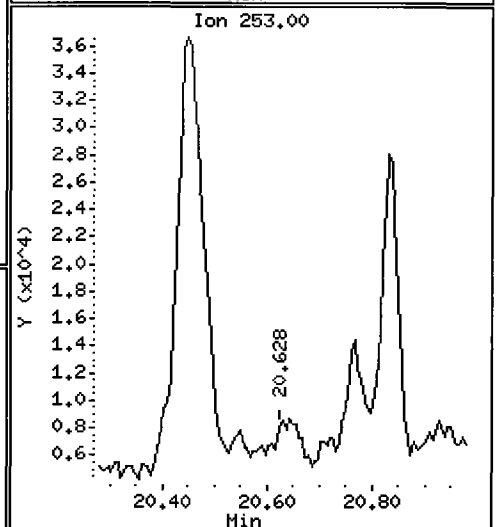
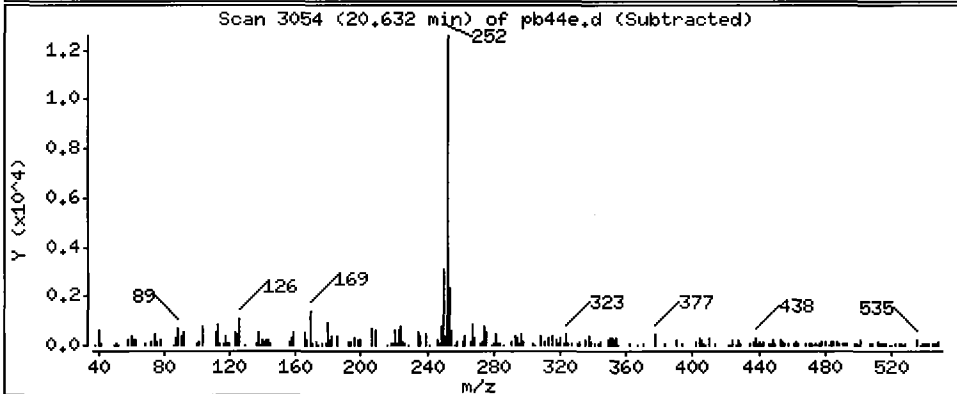
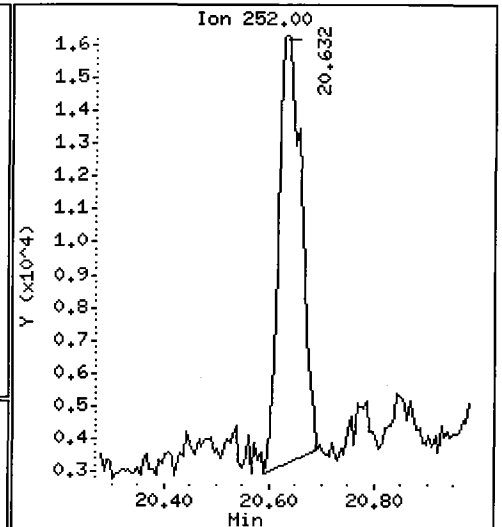
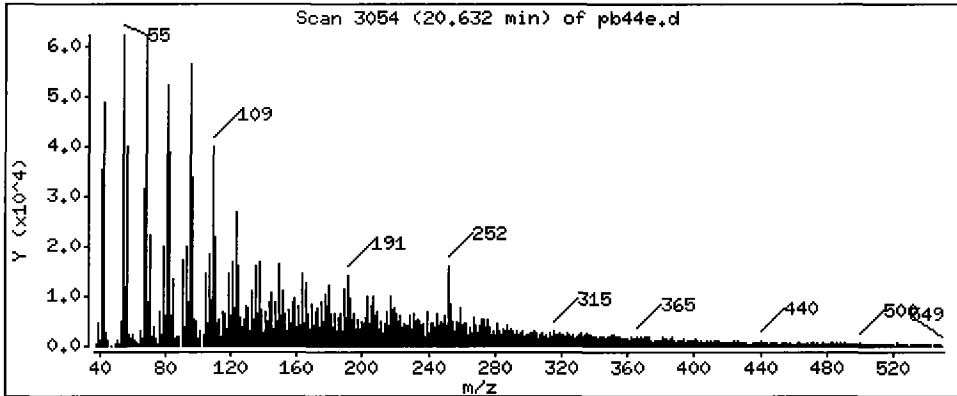
Column phase: ZB-5

Column diameter: 0.32

112 cmc

75 Benzo(k)fluoranthene

Concentration: 70.18 ug/kg



ORGANICS ANALYSIS DATA SHEET

PSDDA Semivolatiles by SW8270D GC/MS

Page 1 of 1

Sample ID: 3SED3-C

SAMPLE

Lab Sample ID: PB44F

LIMS ID: 09-12792

Matrix: Sediment

Data Release Authorized:

Reported: 06/17/09

QC Report No: PB44-ENVIRONMENTAL SCIENCE CORP.

Project: JELD-WEN NORD DOOR

NA

Date Sampled: 06/04/09

Date Received: 06/04/09

Date Extracted: 06/10/09

Date Analyzed: 06/16/09 17:41

Instrument/Analyst: NT4/LJR

GPC Cleanup: Yes

Sample Amount: 20.2 g-dry-wt

Final Extract Volume: 0.5 mL

Dilution Factor: 3.00

Percent Moisture: 36.6%

CAS Number	Analyte	RL	Result
108-95-2	Phenol	74	< 74 U
541-73-1	1,3-Dichlorobenzene	74	< 74 U
106-46-7	1,4-Dichlorobenzene	74	< 74 U
100-51-6	Benzyl Alcohol	74	< 74 U
95-50-1	1,2-Dichlorobenzene	74	< 74 U
95-48-7	2-Methylphenol	74	< 74 U
106-44-5	4-Methylphenol	74	< 74 U
67-72-1	Hexachloroethane	74	< 74 U
105-67-9	2,4-Dimethylphenol	74	< 74 U
65-85-0	Benzoic Acid	740	< 740 U
120-82-1	1,2,4-Trichlorobenzene	74	< 74 U
91-20-3	Naphthalene	74	< 74 U
87-68-3	Hexachlorobutadiene	74	< 74 U
91-57-6	2-Methylnaphthalene	74	< 74 U
131-11-3	Dimethylphthalate	74	< 74 U
208-96-8	Acenaphthylene	74	< 74 U
83-32-9	Acenaphthene	74	< 74 U
132-64-9	Dibenzofuran	74	< 74 U
84-66-2	Diethylphthalate	74	< 74 U
86-73-7	Fluorene	74	< 74 U
86-30-6	N-Nitrosodiphenylamine	74	< 74 U
118-74-1	Hexachlorobenzene	74	< 74 U
87-86-5	Pentachlorophenol	370	< 370 U
85-01-8	Phenanthrene	74	< 74 U
120-12-7	Anthracene	74	< 74 U
84-74-2	Di-n-Butylphthalate	74	< 74 U
206-44-0	Fluoranthene	74	48 J
129-00-0	Pyrene	74	41 J
85-68-7	Butylbenzylphthalate	74	< 74 U
56-55-3	Benzo(a)anthracene	74	< 74 U
117-81-7	bis(2-Ethylhexyl)phthalate	74	86
218-01-9	Chrysene	74	47 J
117-84-0	Di-n-Octyl phthalate	74	< 74 U
205-99-2	Benzo(b)fluoranthene	74	< 74 U
207-08-9	Benzo(k)fluoranthene	74	< 74 U
50-32-8	Benzo(a)pyrene	74	< 74 U
193-39-5	Indeno(1,2,3-cd)pyrene	74	< 74 U
53-70-3	Dibenz(a,h)anthracene	74	< 74 U
191-24-2	Benzo(g,h,i)perylene	74	< 74 U
90-12-0	1-Methylnaphthalene	74	< 74 U

Reported in µg/kg (ppb)

Semivolatile Surrogate Recovery

d5-Nitrobenzene	56.9%	2-Fluorobiphenyl	65.5%
d14-p-Terphenyl	64.6%	d4-1,2-Dichlorobenzene	48.0%
d5-Phenol	63.2%	2-Fluorophenol	55.4%
2,4,6-Tribromophenol	81.6%	d4-2-Chlorophenol	63.0%

Analytical Resources, Inc.

Semivolatiles Report SW846 Method 8270D

Data file : /chem3/nt4.i/20090616.b/pb44f.d
 Lab Smp Id: PB44F Client Smp ID: 3SED3-C
 Inj Date : 16-JUN-2009 17:41
 Operator : LJR/VTS Inst ID: nt4.i
 Smp Info : PB44F,3
 Misc Info : 09-12792
 Comment : 1ul Injection
 Method : /chem3/nt4.i/20090616.b/SW846.m
 Meth Date : 17-Jun-2009 10:11 jeff Quant Type: ISTD
 Cal Date : 08-MAY-2009 15:22 Cal File: c800508.d
 Als bottle: 9
 Dil Factor: 3.00000
 Integrator: HP RTE Compound Sublist: PSDDA.sub
 Target Version: 3.50

LJR
6/17/09

Concentration Formula: Amt * DF * Vt / (Ws * (100 - M) / 100) * CpndVariable

Name	Value	Description
DF	3.00000	Dilution Factor
Vt	500.00000	Volume of final extract (uL)
Ws	31.90000	Weight of sample extracted (g)
M	36.60000	% Moisture

Cpnd Variable

Local Compound Variable

Compounds	QUANT SIG	RT	EXP RT	REL RT	RESPONSE	CONCENTRATIONS	
						ON-COLUMN (ug/mL)	FINAL (ug/kg)
\$ 1 2-Fluorophenol	112	5.520	5.475	(0.738)	105725	6.92092	513.3
\$ 2 Phenol-d5	99	7.171	7.091	(0.959)	164288	7.89703	585.8
3 Phenol	94	Compound Not Detected.					
\$ 5 2-Chlorophenol-d4	132	7.200	7.167	(0.963)	101260	7.88189	584.6
4 Bis(2-Chloroethyl)ether	93	Compound Not Detected.					
6 2-Chlorophenol	128	Compound Not Detected.					
7 1,3-Dichlorobenzene	146	Compound Not Detected.					
* 8 1,4-Dichlorobenzene-d4	152	7.476	7.461	(1.000)	199378	20.0000	
9 1,4-Dichlorobenzene	146	Compound Not Detected.					
\$ 10 1,2-Dichlorobenzene-d4	152	7.770	7.761	(1.039)	37549	4.00329	296.9
12 1,2-Dichlorobenzene	146	Compound Not Detected.					
11 Benzyl alcohol	108	Compound Not Detected.					
14 2,2'-oxybis(1-Chloropropane)	45	Compound Not Detected.					
13 2-Methylphenol	108	Compound Not Detected.					
17 Hexachloroethane	117	Compound Not Detected.					

Compounds	QUANT SIG MASS	RT	EXP RT	REL RT	RESPONSE	CONCENTRATIONS	
						ON-COLUMN (ug/mL)	FINAL (ug/kg)
16 N-Nitroso-di-n-propylamine	70						
15 4-Methylphenol	108						
\$ 18 Nitrobenzene-d5	82	8.411	8.401	(0.884)	96092	4.74445	351.9
19 Nitrobenzene	77						
20 Isophorone	82						
21 2-Nitrophenol	139						
22 2,4-Dimethylphenol	107						
23 Bis(2-Chloroethoxy)methane	93						
24 Benzoic acid	105						
25 2,4-Dichlorophenol	162						
26 1,2,4-Trichlorobenzene	180						
* 27 Naphthalene-d8	136	9.515	9.506	(1.000)	713739	20.0000	
28 Naphthalene	128						
29 4-Chloroaniline	127						
30 Hexachlorobutadiene	225						
31 4-Chloro-3-methylphenol	107						
32 2-Methylnaphthalene	141						
33 Hexachlorocyclopentadiene	237						
34 2,4,6-Trichlorophenol	196						
35 2,4,5-Trichlorophenol	196						
\$ 36 2-Fluorobiphenyl	172	11.319	11.309	(0.916)	170806	5.46350	405.2
37 2-Chloronaphthalene	162						
38 2-Nitroaniline	65						
39 Dimethylphthalate	163						
40 Acenaphthylene	152						
41 2,6-Dinitrotoluene	165						
* 42 Acenaphthene-d10	164	12.359	12.344	(1.000)	412447	20.0000	
43 3-Nitroaniline	138						
44 Acenaphthene	153						
45 2,4-Dinitrophenol	184						
46 Dibenzofuran	168						
47 4-Nitrophenol	109						
48 2,4-Dinitrotoluene	165						
50 Diethylphthalate	149						
49 Fluorene	166						
51 4-Chlorophenyl-phenylether	204						
52 4-Nitroaniline	138						
53 4,6-Dinitro-2-methylphenol	198						
54 N-Nitrosodiphenylamine	169						
\$ 55 2,4,6-Tribromophenol	330	13.652	13.636	(1.105)	38844	10.1944	756.1
56 4-Bromophenyl-phenylether	248						
57 Hexachlorobenzene	284						
58 Pentachlorophenol	266						
* 59 Phenanthrene-d10	188	14.715	14.694	(1.000)	665211	20.0000	
60 Phenanthrene	178						
61 Anthracene	178						
62 Carbazole	167						

Compounds	QUANT SIG MASS	RT	EXP RT	REL RT	RESPONSE	CONCENTRATIONS	
						ON-COLUMN (ug/mL)	FINAL (ug/kg)
63 Di-n-butylphthalate	149						
64 Fluoranthene	202	16.672	16.650	(1.133)	27491	0.653018 LDL	48.43
65 Pyrene	202	17.018	16.997	(0.896)	27839	0.54831 ↓	40.67
\$ 66 Terphenyl-d14	244	17.359	17.338	(0.913)	163008	5.37964 ✓	399.0
67 Butylbenzylphthalate	149						
68 Benzo(a)anthracene	228						
* 69 Chrysene-d12	240	19.004	18.977	(1.000)	589721	20.0000 ✓	
70 3,3'-Dichlorobenzidine	252						
71 Chrysene	228	19.033	19.018	(1.002)	25166	0.63218 LDL	46.89
72 bis(2-Ethylhexyl)phthalate	149	19.274	19.247	(0.953)	36524	1.15897 ✓	85.96
* 134 Di-n-octylphthalate-d4	153	20.214	20.181	(1.000)	974410	20.0000 ✓	
73 Di-n-octylphthalate	149						
74 Benzo(b)fluoranthene	252	20.637	20.593	(0.975)	39363	0.90998	67.49 0.147
75 Benzo(k)fluoranthene	252	20.637	20.628	(0.975)	39363	0.87935	65.22 0.147
76 Benzo(a)pyrene	252						
* 77 Perylene-d12	264	21.166	21.110	(1.000)	619061	20.0000 ✓	
78 Indeno(1,2,3-cd)pyrene	276						
79 Dibenzo(a,h)anthracene	278						
80 Benzo(g,h,i)perylene	276						
90 N-Nitrosodimethylamine	74						
91 Aniline	93						
93 Benzidine	184						
103 Pyridine	79						
105 1-methylnaphthalene	141						
111 Azobenzene (1,2-DP-Hydrazine)	77						

Analytical Resources, Inc.

INTERNAL STANDARD COMPOUNDS
 AREA AND RT SUMMARY

Instrument ID: nt4.i
 Lab File ID: pb44f.d
 Lab Smp Id: PB44F
 Analysis Type: SV
 Quant Type: ISTD
 Operator: LJR/VTS
 Method File: /chem3/nt4.i/20090616.b/SW846.m
 Misc Info: 09-12792

Calibration Date: 16-JUN-2009
 Calibration Time: 13:06
 Client Smp ID: 3SED3-C
 Level: LOW
 Sample Type: Sediment

Test Mode:
 Use Initial Calibration Level 4.

COMPOUND	STANDARD	AREA LIMIT		SAMPLE	%DIFF
		LOWER	UPPER		
8 1,4-Dichlorobenze	180629	90314	361258	199378	10.38
27 Naphthalene-d8	633172	316586	1266344	713739	12.72
42 Acenaphthene-d10	336916	168458	673832	412447	22.42
59 Phenanthrene-d10	514258	257129	1028516	665211	29.35
69 Chrysene-d12	376875	188438	753750	589721	56.48
134 Di-n-octylphthala	640574	320287	1281148	974410	52.12
77 Perylene-d12	383864	191932	767728	619061	61.27

COMPOUND	STANDARD	RT LIMIT		SAMPLE	%DIFF
		LOWER	UPPER		
8 1,4-Dichlorobenze	7.46	6.96	7.96	7.48	0.21
27 Naphthalene-d8	9.51	9.01	10.01	9.52	0.10
42 Acenaphthene-d10	12.34	11.84	12.84	12.36	0.13
59 Phenanthrene-d10	14.69	14.19	15.19	14.72	0.15
69 Chrysene-d12	18.98	18.48	19.48	19.00	0.14
134 Di-n-octylphthala	20.18	19.68	20.68	20.21	0.16
77 Perylene-d12	21.11	20.61	21.61	21.17	0.27

AREA UPPER LIMIT = +100% of internal standard area.
 AREA LOWER LIMIT = - 50% of internal standard area.
 RT UPPER LIMIT = + 0.50 minutes of internal standard RT.
 RT LOWER LIMIT = - 0.50 minutes of internal standard RT.

Analytical Resources, Inc.

RECOVERY REPORT

Client Name: ESC
 Sample Matrix: SOLID
 Lab Smp Id: PB44F
 Level: LOW
 Data Type: MS DATA
 SpikeList File: PSDDALCS.spk
 Sublist File: PSDDA.sub
 Method File: /chem3/nt4.i/20090616.b/SW846.m
 Misc Info: 09-12792

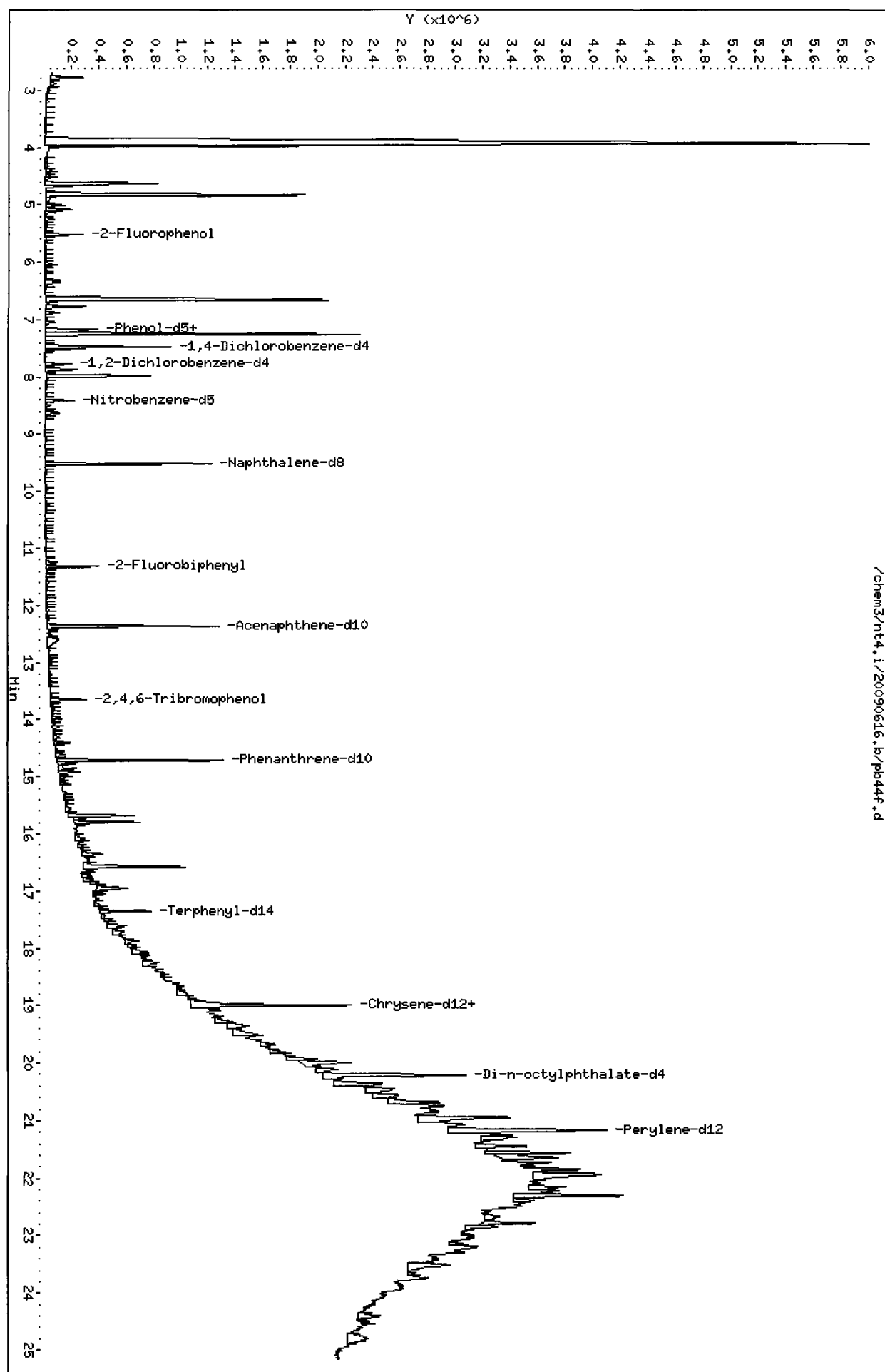
Client SDG: PB44
 Fraction: SV
 Client Smp ID: 3SED3-C
 Operator: LJR/VTS
 SampleType: SAMPLE
 Quant Type: ISTD

SURROGATE COMPOUND	CONC ADDED ug/kg	CONC RECOVERED ug/kg	% RECOVERED	LIMITS
\$ 1 2-Fluorophenol	927.1	513.3	55.37	21-100
\$ 2 Phenol-d5	927.1	585.8	63.18	10-100
\$ 5 2-Chlorophenol-d4	927.1	584.6	63.06	30-100
\$ 10 1,2-Dichlorobenzen	618.1	296.9	48.04	24-100
\$ 18 Nitrobenzene-d5	618.1	351.9	56.93	26-100
\$ 36 2-Fluorobiphenyl	618.1	405.2	65.56	32-100
\$ 55 2,4,6-Tribromophen	927.1	756.1	81.56	33-118
\$ 66 Terphenyl-d14	618.1	399.0	64.56	21-97

Data File: /chem3/nt4.1/20090616.b/pb44f.d
Date: 16-JUN-2009 17:41
Client ID: 3SED3-C
Sample Info: PB44F,3
Volume Injected (uL): 1.0
Column phase: ZB-5

Instrument: nt4.i
Operator: LJR/VTS
Column diameter: 0.32

/chem3/nt4.1/20090616.b/pb44f.d



Date : 16-JUN-2009 17:41

Client ID: 3SED3-C

Instrument: nt4.i

Sample Info: PB44F,3

Volume Injected (uL): 1.0

Operator: LJR/VTS

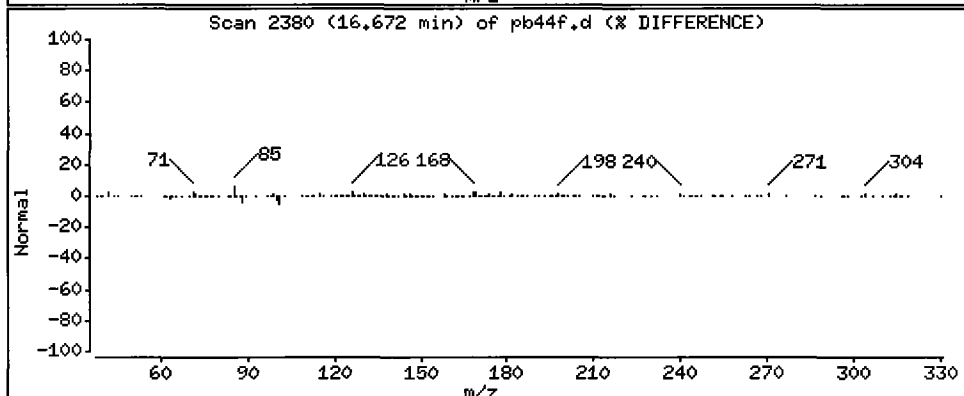
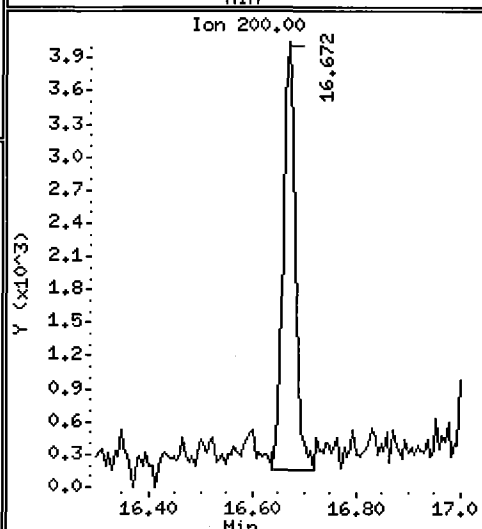
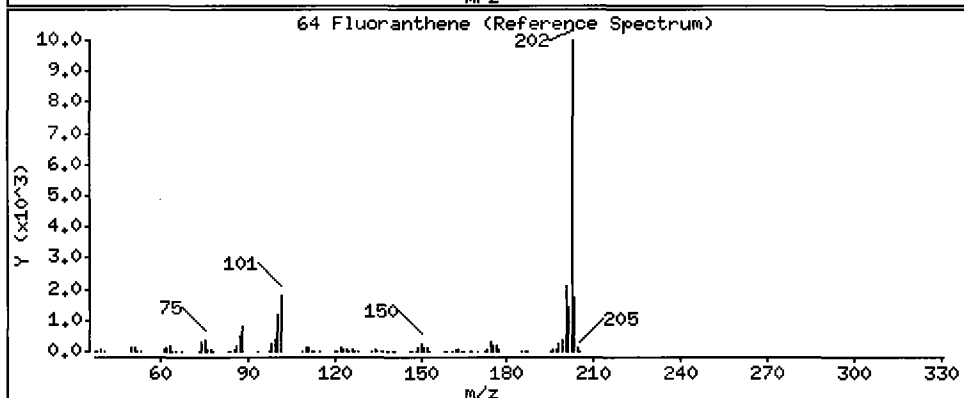
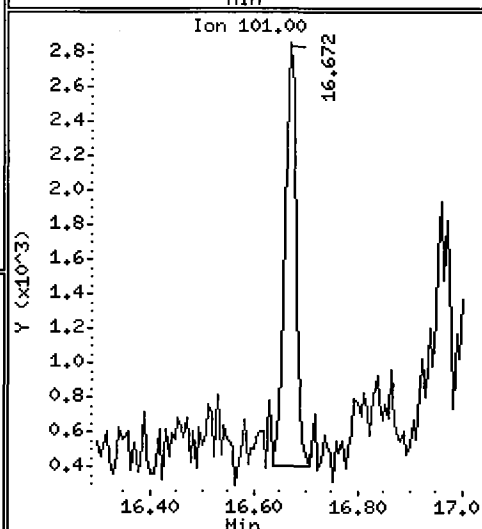
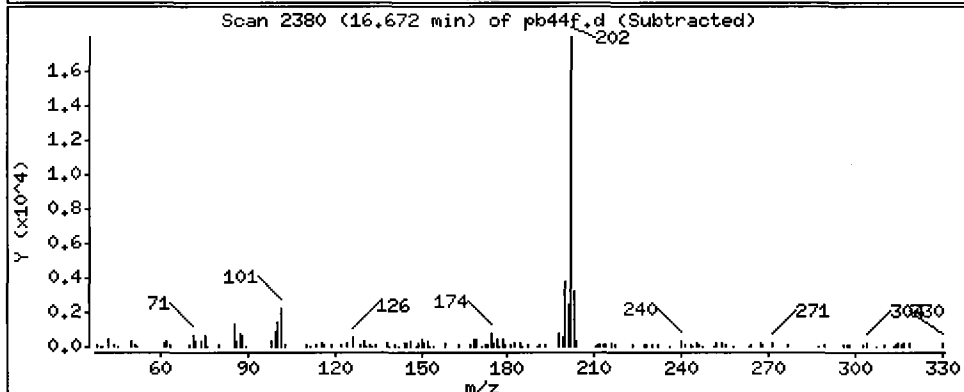
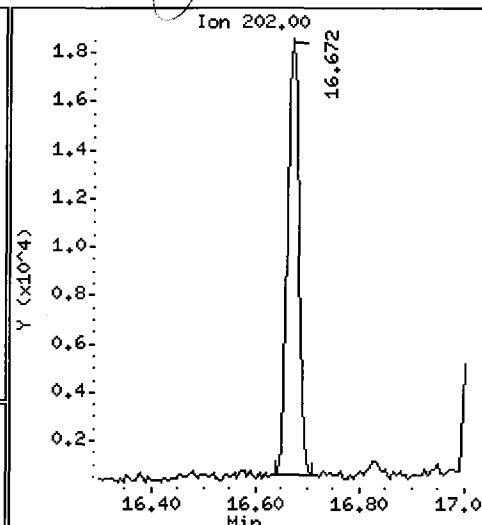
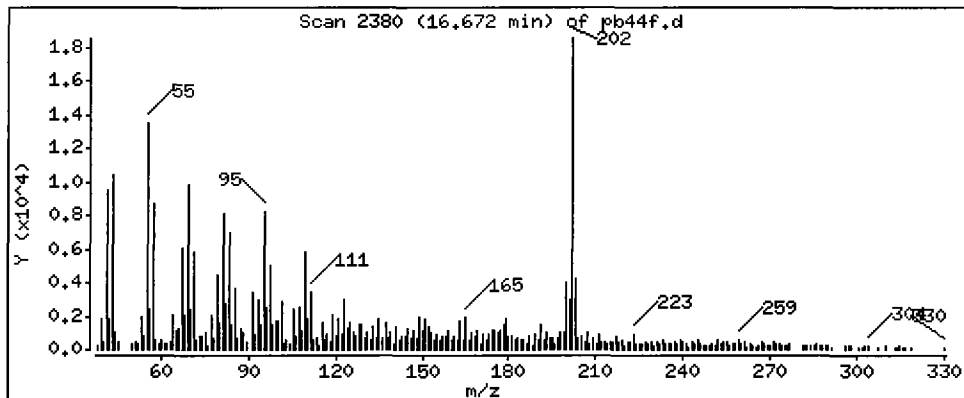
Column phase: ZB-5

Column diameter: 0.32

64 Fluoranthene

Concentration: 48.43 ug/kg

DLR



Date : 16-JUN-2009 17:41

Client ID: 3SED3-C

Instrument: nt4.i

Sample Info: PB44F,3

Volume Injected (uL): 1.0

Operator: LJR/VTS

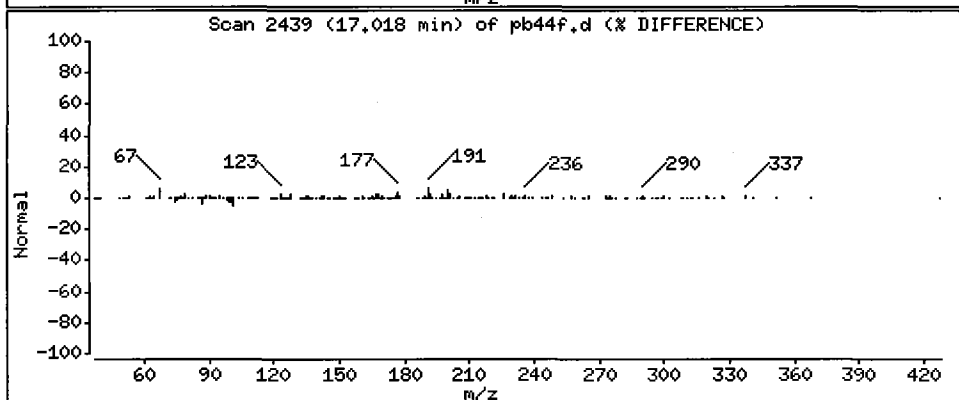
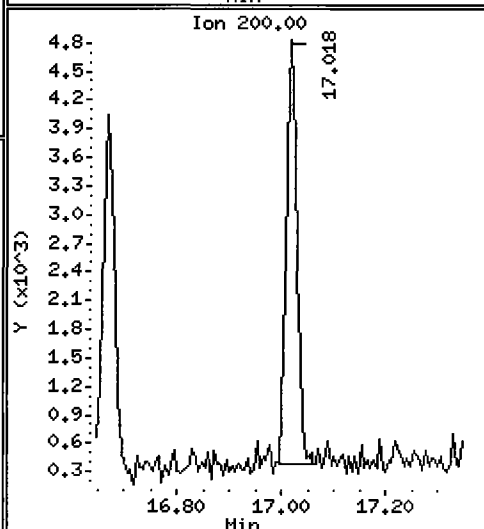
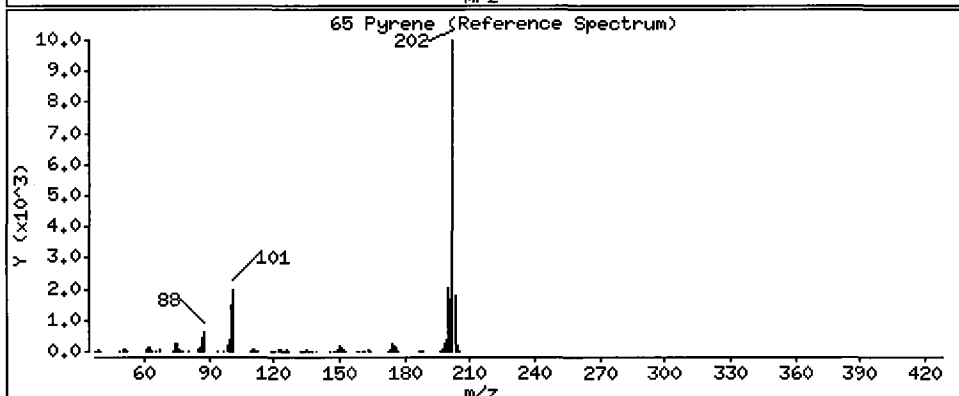
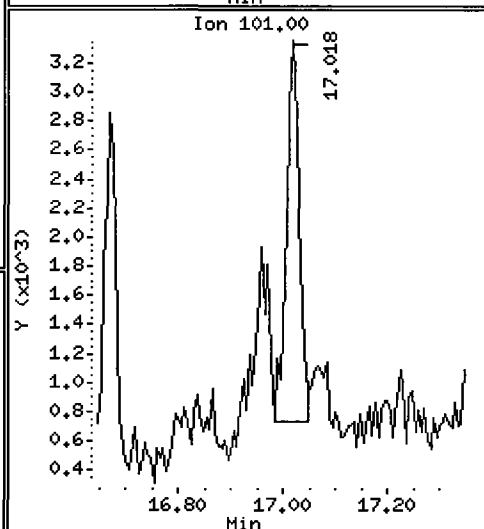
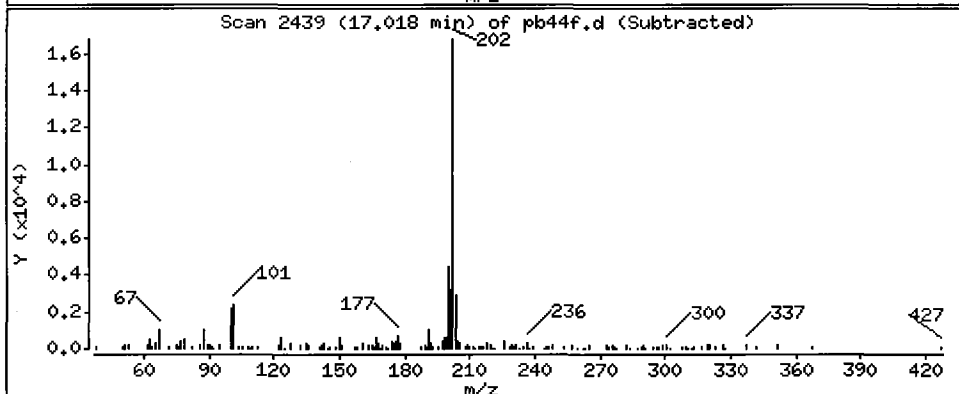
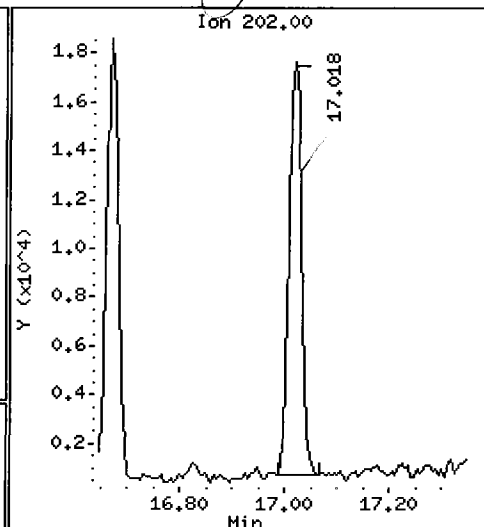
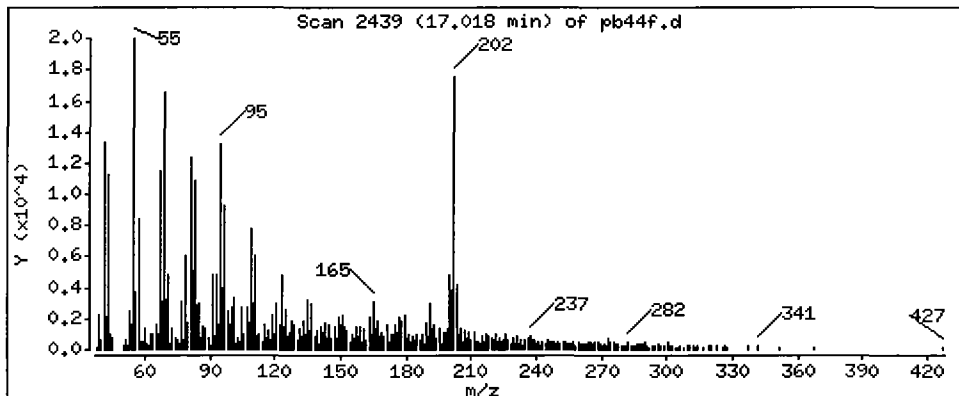
Column phase: ZB-5

Column diameter: 0.32

65 Pyrene

Concentration: 40.67 ug/kg

65



Date : 16-JUN-2009 17:41

Client ID: 3SED3-C

Instrument: nt4.i

Sample Info: PB44F,3

Volume Injected (uL): 1.0

Operator: LJR/VTS

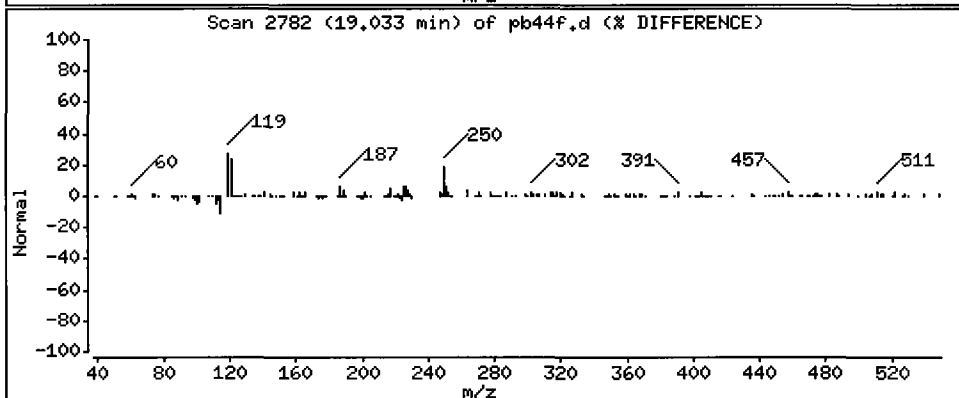
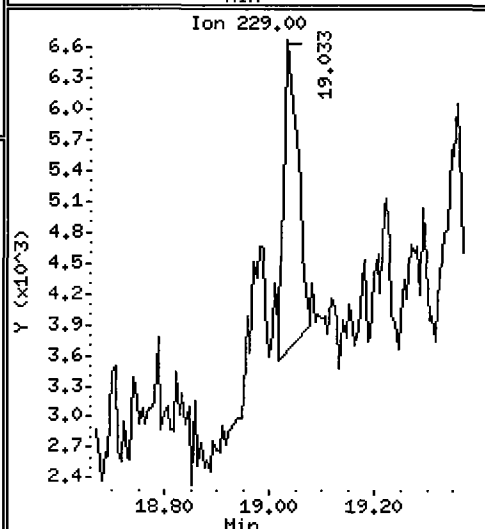
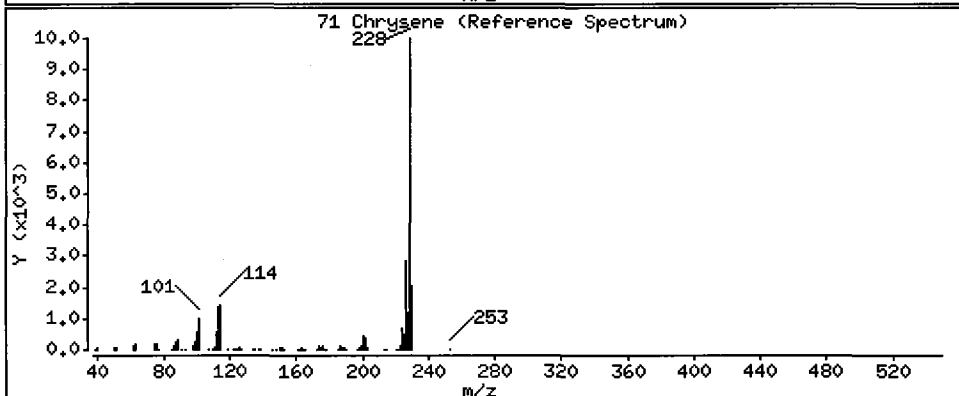
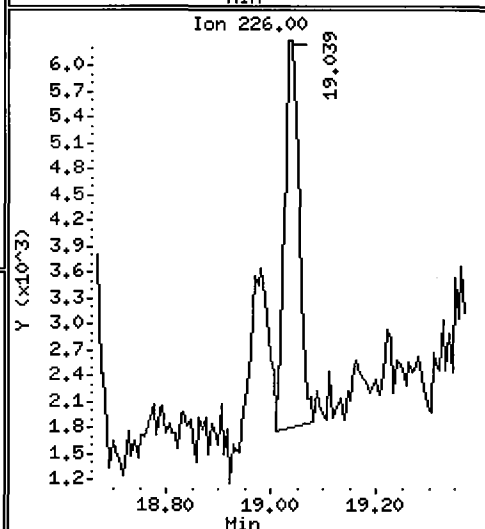
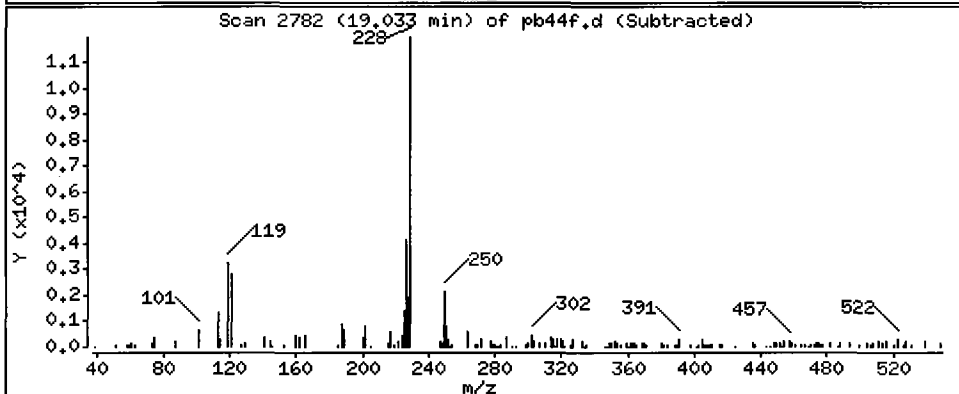
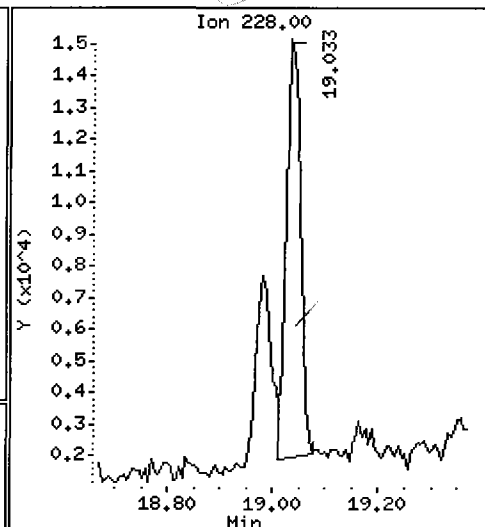
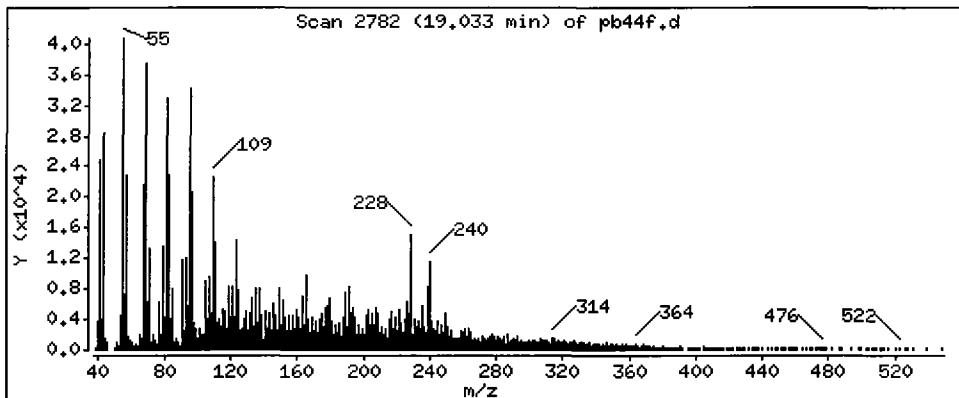
Column phase: ZB-5

Column diameter: 0.32

71 Chrysene

Concentration: 46.89 ug/kg

Handwritten initials/signature



Date: 16-JUN-2009 17:41

Client ID: 3SED3-C

Instrument: nt4.i

Sample Info: PB44F,3

Volume Injected (uL): 1.0

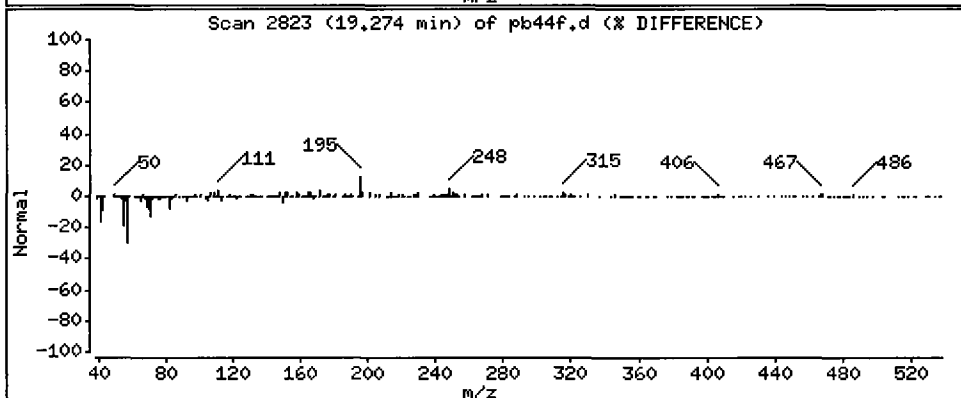
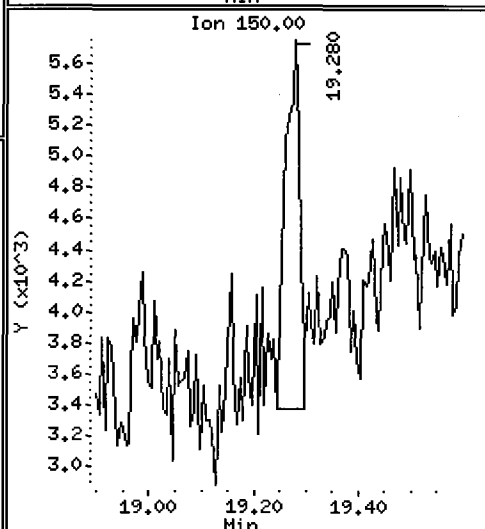
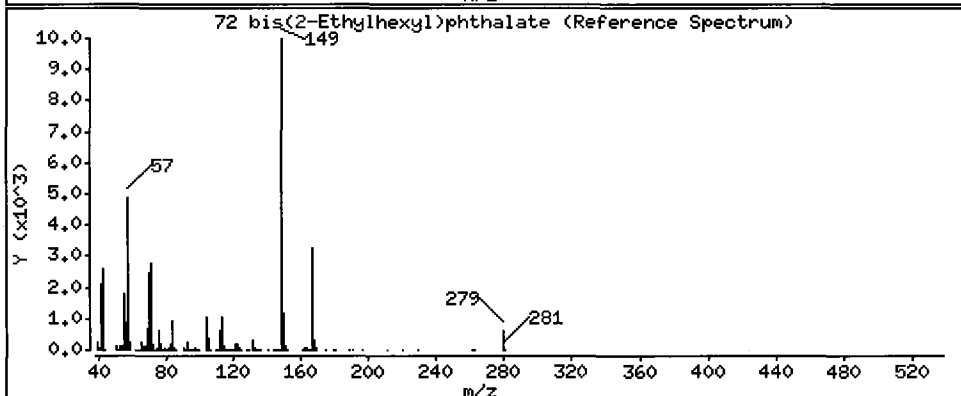
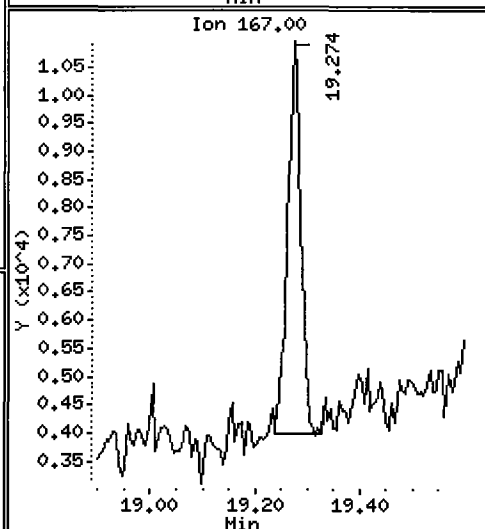
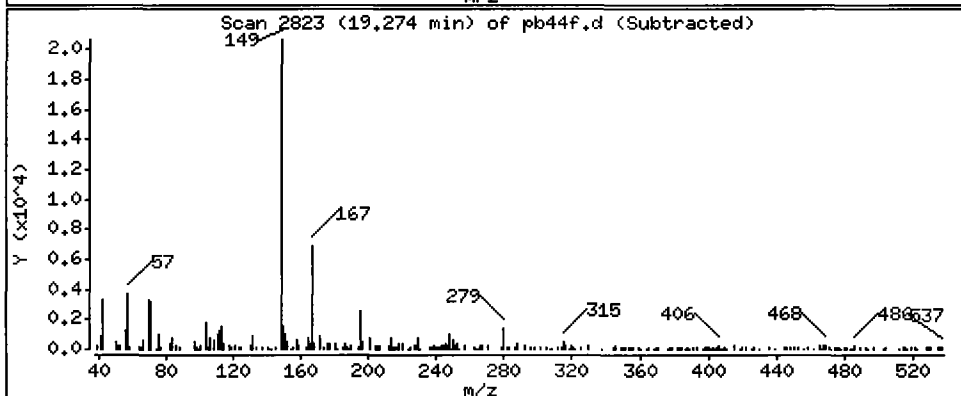
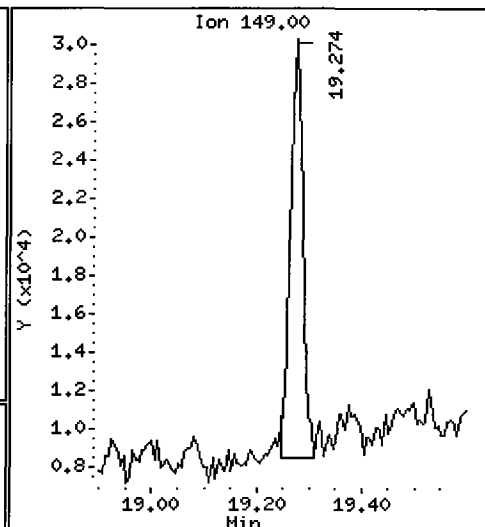
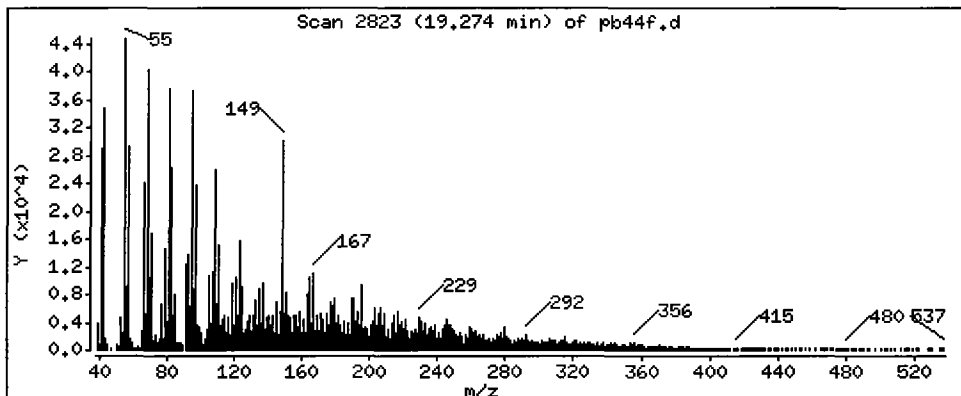
Operator: LJR/VTS

Column phase: ZB-5

Column diameter: 0.32

72 bis(2-Ethylhexyl)phthalate

Concentration: 85.96 ug/kg



Date : 16-JUN-2009 17:41

Client ID: 3SED3-C

Instrument: nt4.i

Sample Info: PB44F,3

Volume Injected (uL): 1.0

Operator: LJR/VTS

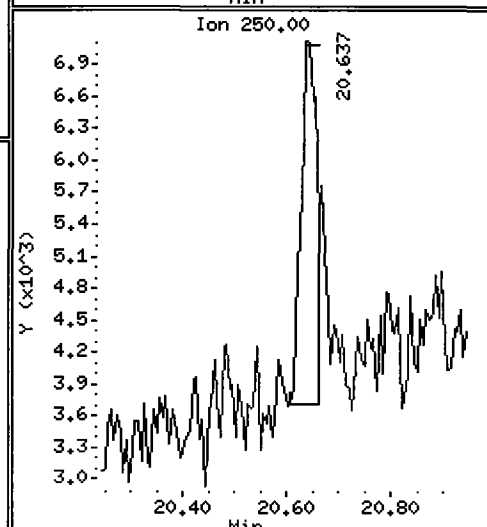
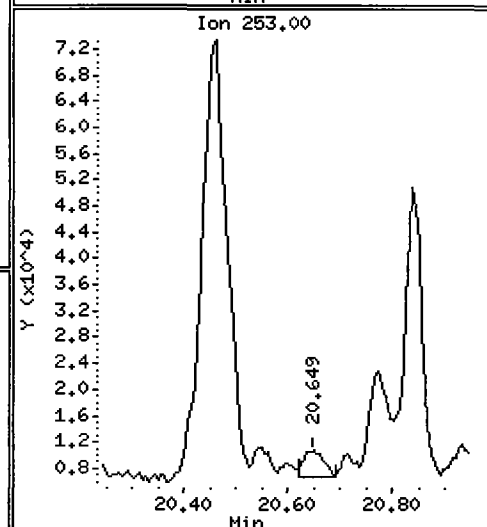
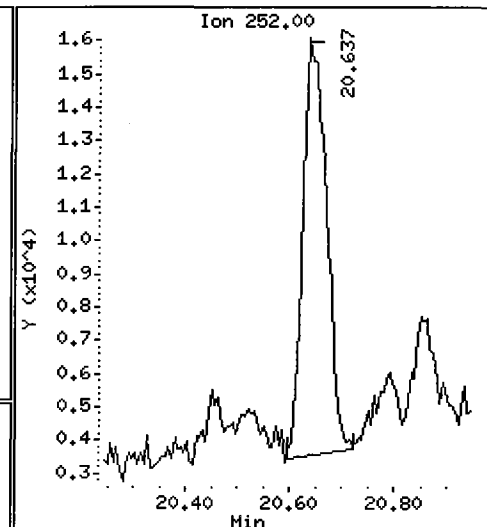
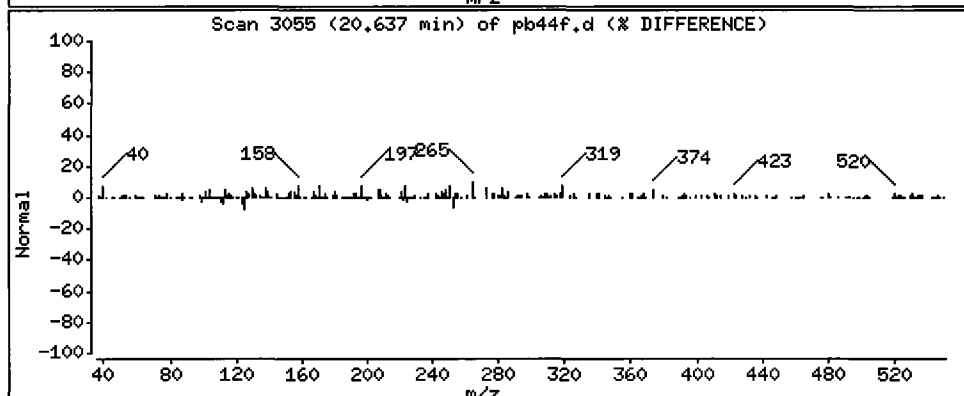
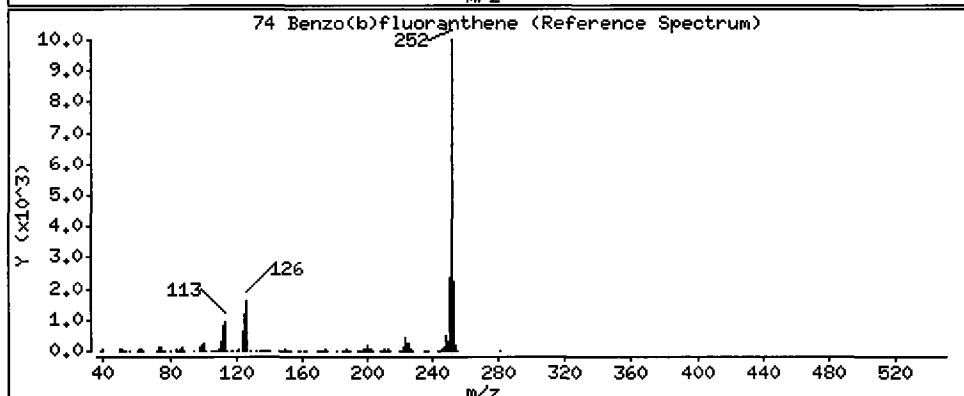
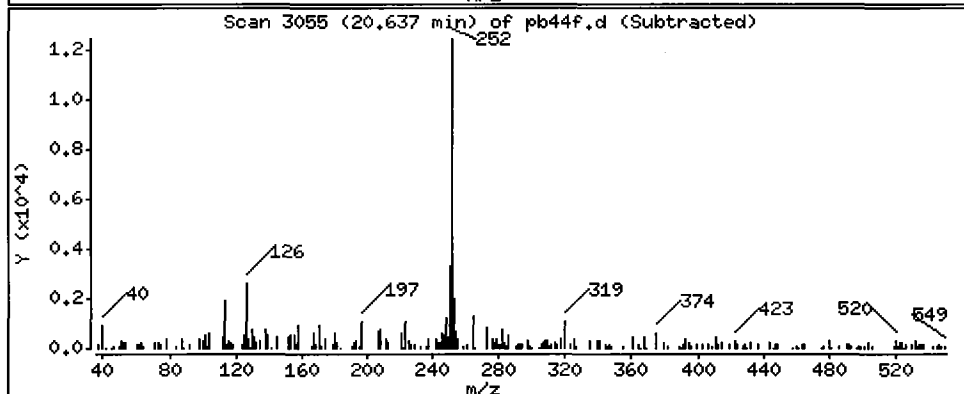
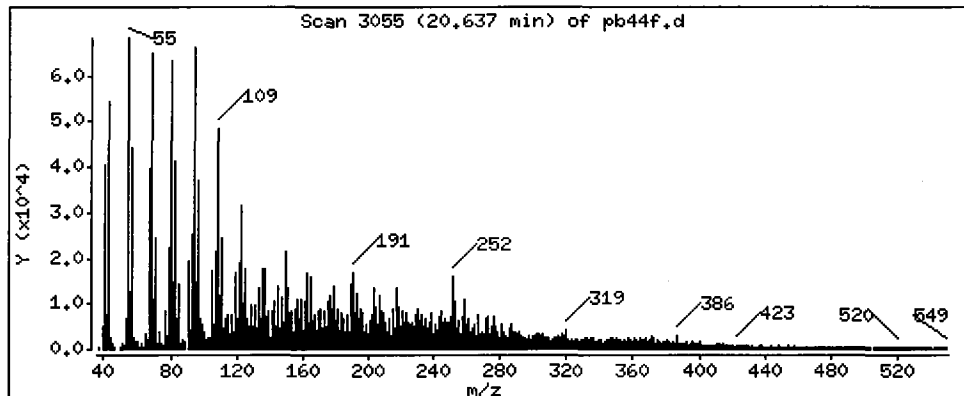
Column phase: ZB-5

Column diameter: 0.32

74 Benzo(b)fluoranthene

Concentration: 67.49 ug/kg

1/2 cmc



Date : 16-JUN-2009 17:41

Client ID: 3SED3-C

Instrument: nt4.i

Sample Info: PB44F,3

Volume Injected (uL): 1.0

Operator: LJR/VTS

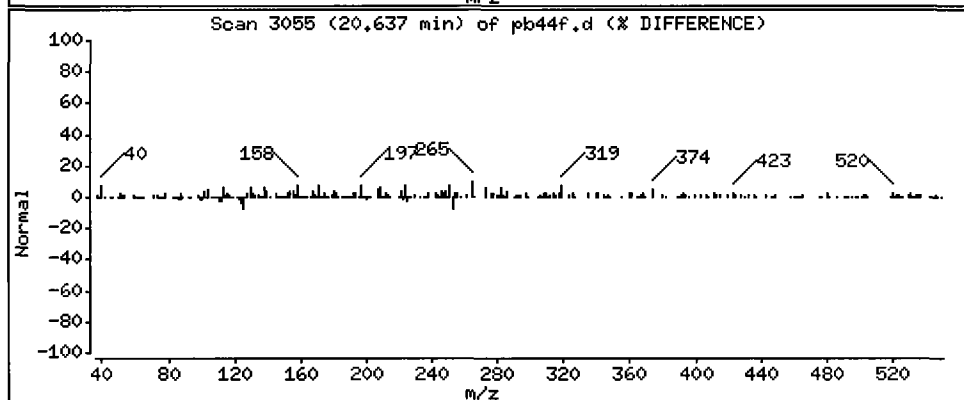
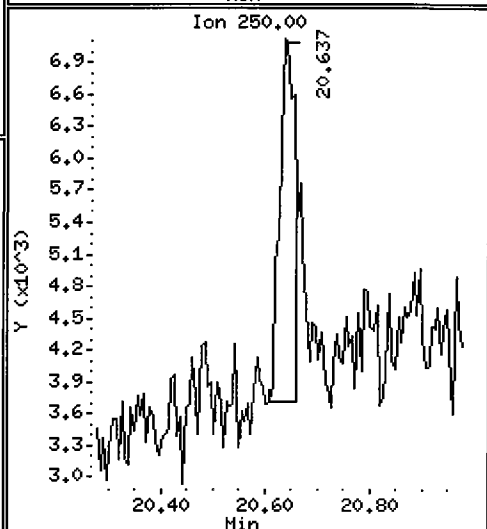
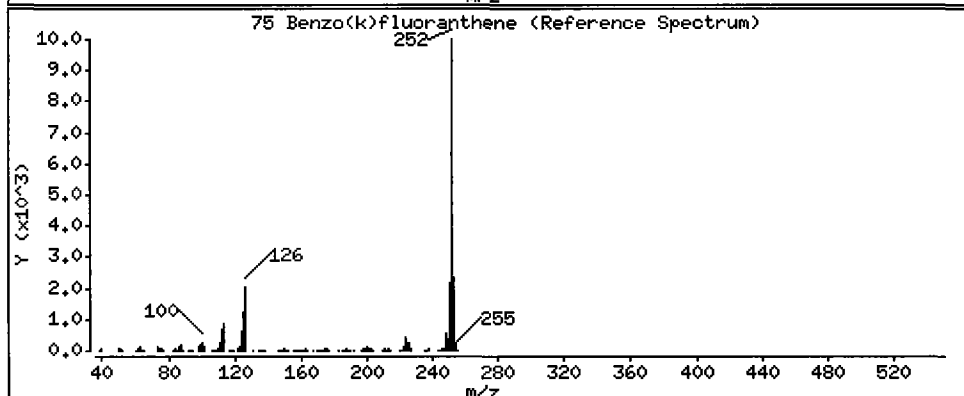
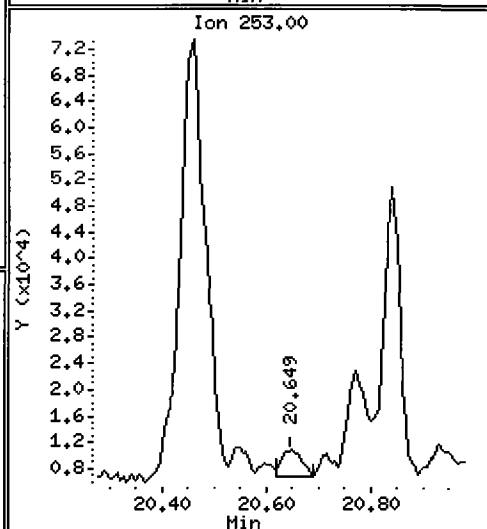
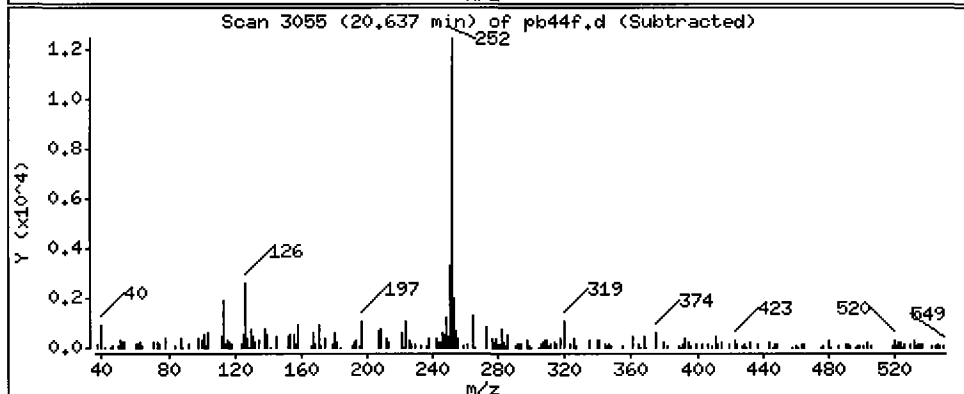
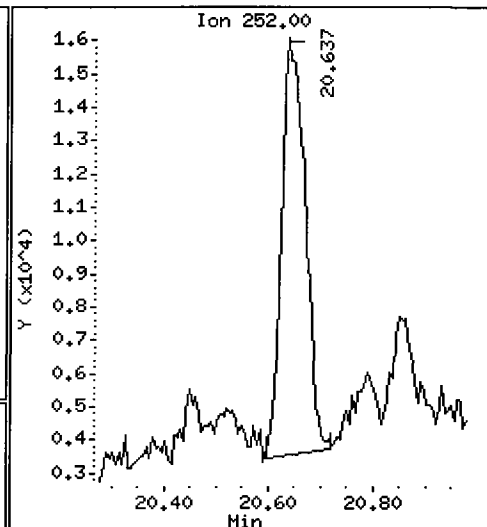
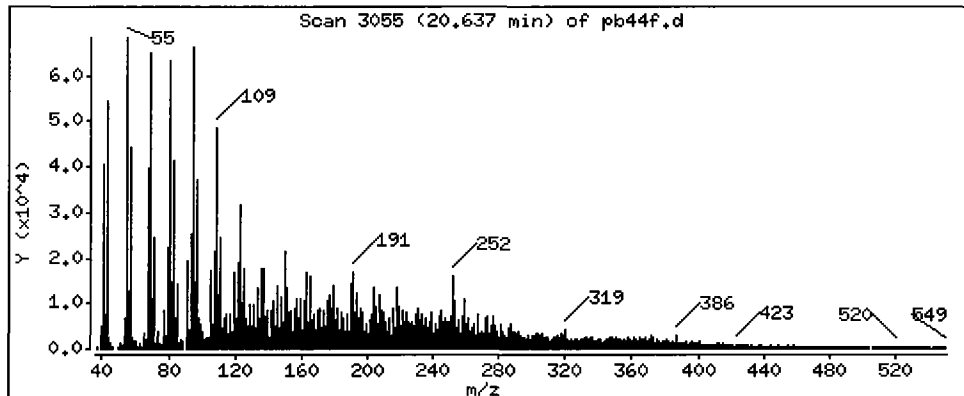
Column phase: ZB-5

Column diameter: 0.32

1/2 cm


75 Benzo(k)fluoranthene

Concentration: 65.22 ug/kg



ORGANICS ANALYSIS DATA SHEET
PSDDA Semivolatiles by SW8270D GC/MS
 Page 1 of 1

Sample ID: 3SED6-A
SAMPLE

Lab Sample ID: PB44G
 LIMS ID: 09-12793
 Matrix: Sediment
 Data Release Authorized: 
 Reported: 06/17/09

QC Report No: PB44-ENVIRONMENTAL SCIENCE CORP.
 Project: JELD-WEN NORD DOOR
 NA
 Date Sampled: 06/04/09
 Date Received: 06/04/09

Date Extracted: 06/10/09
 Date Analyzed: 06/16/09 18:15
 Instrument/Analyst: NT4/LJR
 GPC Cleanup: Yes

Sample Amount: 26.0 g-dry-wt
 Final Extract Volume: 0.5 mL
 Dilution Factor: 1.00
 Percent Moisture: 19.6%

CAS Number	Analyte	RL	Result
108-95-2	Phenol	19	< 19 U
541-73-1	1,3-Dichlorobenzene	19	< 19 U
106-46-7	1,4-Dichlorobenzene	19	< 19 U
100-51-6	Benzyl Alcohol	19	< 19 U
95-50-1	1,2-Dichlorobenzene	19	< 19 U
95-48-7	2-Methylphenol	19	< 19 U
106-44-5	4-Methylphenol	19	< 19 U
67-72-1	Hexachloroethane	19	< 19 U
105-67-9	2,4-Dimethylphenol	19	< 19 U
65-85-0	Benzoic Acid	190	< 190 U
120-82-1	1,2,4-Trichlorobenzene	19	< 19 U
91-20-3	Naphthalene	19	< 19 U
87-68-3	Hexachlorobutadiene	19	< 19 U
91-57-6	2-Methylnaphthalene	19	< 19 U
131-11-3	Dimethylphthalate	19	< 19 U
208-96-8	Acenaphthylene	19	< 19 U
83-32-9	Acenaphthene	19	< 19 U
132-64-9	Dibenzofuran	19	< 19 U
84-66-2	Diethylphthalate	19	< 19 U
86-73-7	Fluorene	19	< 19 U
86-30-6	N-Nitrosodiphenylamine	19	< 19 U
118-74-1	Hexachlorobenzene	19	< 19 U
87-86-5	Pentachlorophenol	96	< 96 U
85-01-8	Phenanthrene	19	< 19 U
120-12-7	Anthracene	19	< 19 U
84-74-2	Di-n-Butylphthalate	19	< 19 U
206-44-0	Fluoranthene	19	< 19 U
129-00-0	Pyrene	19	< 19 U
85-68-7	Butylbenzylphthalate	19	< 19 U
56-55-3	Benzo(a)anthracene	19	< 19 U
117-81-7	bis(2-Ethylhexyl)phthalate	19	< 19 U
218-01-9	Chrysene	19	< 19 U
117-84-0	Di-n-Octyl phthalate	19	< 19 U
205-99-2	Benzo(b)fluoranthene	19	< 19 U
207-08-9	Benzo(k)fluoranthene	19	< 19 U
50-32-8	Benzo(a)pyrene	19	< 19 U
193-39-5	Indeno(1,2,3-cd)pyrene	19	< 19 U
53-70-3	Dibenz(a,h)anthracene	19	< 19 U
191-24-2	Benzo(g,h,i)perylene	19	< 19 U
90-12-0	1-Methylnaphthalene	19	< 19 U

Reported in $\mu\text{g}/\text{kg}$ (ppb)

Semivolatile Surrogate Recovery

d5-Nitrobenzene	60.8%	2-Fluorobiphenyl	69.2%
d14-p-Terphenyl	78.4%	d4-1,2-Dichlorobenzene	59.6%
d5-Phenol	69.1%	2-Fluorophenol	59.7%
2,4,6-Tribromophenol	89.1%	d4-2-Chlorophenol	69.1%

Analytical Resources, Inc.

Semivolatiles Report SW846 Method 8270D

Data file : /chem3/nt4.i/20090616.b/pb44g.d
 Lab Smp Id: PB44G Client Smp ID: 3SED6-A
 Inj Date : 16-JUN-2009 18:15
 Operator : LJR/VTS Inst ID: nt4.i
 Smp Info : PB44G
 Misc Info : 09-12793
 Comment : 1ul Injection
 Method : /chem3/nt4.i/20090616.b/SW846.m
 Meth Date : 17-Jun-2009 10:11 jeff Quant Type: ISTD
 Cal Date : 08-MAY-2009 15:22 Cal File: c800508.d
 Als bottle: 10
 Dil Factor: 1.00000
 Integrator: HP RTE Compound Sublist: PSDDA.sub
 Target Version: 3.50

LJR
6/17/09

Concentration Formula: Amt * DF * Vt / (Ws * (100 - M) / 100) * CpndVariable

Name	Value	Description
DF	1.00000	Dilution Factor
Vt	500.00000	Volume of final extract (uL)
Ws	32.30000	Weight of sample extracted (g)
M	19.60000	% Moisture

Cpnd Variable

Local Compound Variable

Compounds	QUANT SIG	RT	EXP RT	REL RT	RESPONSE	CONCENTRATIONS	
						ON-COLUMN (ug/mL)	FINAL (ug/kg)
\$ 1 2-Fluorophenol	112	5.528	5.475	(0.739)	266112	22.3984	431.2
\$ 2 Phenol-d5	99	7.191	7.091	(0.962)	418693	25.8800	498.3
3 Phenol	94	Compound Not Detected.					
\$ 5 2-Chlorophenol-d4	132	7.197	7.167	(0.962)	258955	25.9169	499.0
4 Bis(2-Chloroethyl)ether	93	Compound Not Detected.					
6 2-Chlorophenol	128	Compound Not Detected.					
7 1,3-Dichlorobenzene	146	Compound Not Detected.					
* 8 1,4-Dichlorobenzene-d4	152	7.479	7.461	(1.000)	155064	20.0000	
9 1,4-Dichlorobenzene	146	Compound Not Detected.					
\$ 10 1,2-Dichlorobenzene-d4	152	7.773	7.761	(1.039)	108787	14.9129	287.1
12 1,2-Dichlorobenzene	146	Compound Not Detected.					
11 Benzyl alcohol	108	Compound Not Detected.					
14 2,2'-oxybis(1-Chloropropane)	45	Compound Not Detected.					
13 2-Methylphenol	108	Compound Not Detected.					
17 Hexachloroethane	117	Compound Not Detected.					

Compounds	QUANT SIG							CONCENTRATIONS	
	MASS		RT	EXP RT	REL RT	RESPONSE	ON-COLUMN (ug/mL)	FINAL (ug/kg)	
=====	=====	==	=====	=====	=====	=====	=====	=====	
16 N-Nitroso-di-n-propylamine	70								
15 4-Methylphenol	108								
\$ 18 Nitrobenzene-d5	82		8.419	8.401	(0.885)	246255	15.2269	293.2	
19 Nitrobenzene	77								
20 Isophorone	82								
21 2-Nitrophenol	139								
22 2,4-Dimethylphenol	107								
23 Bis(2-Chloroethoxy)methane	93								
24 Benzoic acid	105								
25 2,4-Dichlorophenol	162								
26 1,2,4-Trichlorobenzene	180								
* 27 Naphthalene-d8	136		9.518	9.506	(1.000)	569916	20.0000		
28 Naphthalene	128								
29 4-Chloroaniline	127								
30 Hexachlorobutadiene	225								
31 4-Chloro-3-methylphenol	107								
32 2-Methylnaphthalene	141								
33 Hexachlorocyclopentadiene	237								
34 2,4,6-Trichlorophenol	196								
35 2,4,5-Trichlorophenol	196								
\$ 36 2-Fluorobiphenyl	172		11.315	11.309	(0.915)	427735	17.3390	333.8	
37 2-Chloronaphthalene	162								
38 2-Nitroaniline	65								
39 Dimethylphthalate	163								
40 Acenaphthylene	152								
41 2,6-Dinitrotoluene	165								
* 42 Acenaphthene-d10	164		12.361	12.344	(1.000)	325451	20.0000		
43 3-Nitroaniline	138								
44 Acenaphthene	153								
45 2,4-Dinitrophenol	184								
46 Dibenzofuran	168								
47 4-Nitrophenol	109								
48 2,4-Dinitrotoluene	165								
50 Diethylphthalate	149								
49 Fluorene	166								
51 4-Chlorophenyl-phenylether	204								
52 4-Nitroaniline	138								
53 4,6-Dinitro-2-methylphenol	198								
54 N-Nitrosodiphenylamine	169								
\$ 55 2,4,6-Tribromophenol	330		13.654	13.636	(1.105)	100321	33.3666	642.4	
56 4-Bromophenyl-phenylether	248								
57 Hexachlorobenzene	284								
58 Pentachlorophenol	266								
* 59 Phenanthrene-d10	188		14.717	14.694	(1.000)	515204	20.0000		
60 Phenanthrene	178								
61 Anthracene	178								
62 Carbazole	167								

Compounds	QUANT SIG MASS	RT	EXP RT	REL RT	RESPONSE	CONCENTRATIONS	
						ON-COLUMN (ug/mL)	FINAL (ug/kg)
63 Di-n-butylphthalate	149				Compound Not Detected.		
64 Fluoranthene	202				Compound Not Detected.		
65 Pyrene	202				Compound Not Detected.		
\$ 66 Terphenyl-d14	244	17.361	17.338	(0.914)	443630	19.6267	377.9
67 Butylbenzylphthalate	149				Compound Not Detected.		
68 Benzo(a)anthracene	228				Compound Not Detected.		
* 69 Chrysene-d12	240	19.001	18.977	(1.000)	439910	20.0000	
70 3,3'-Dichlorobenzidine	252				Compound Not Detected.		
71 Chrysene	228				Compound Not Detected.		
72 bis(2-Ethylhexyl)phthalate	149				Compound Not Detected.		
* 134 Di-n-octylphthalate-d4	153	20.199	20.181	(1.000)	761968	20.0000	
73 Di-n-octylphthalate	149				Compound Not Detected.		
74 Benzo(b)fluoranthene	252				Compound Not Detected.		
75 Benzo(k)fluoranthene	252				Compound Not Detected.		
76 Benzo(a)pyrene	252				Compound Not Detected.		
* 77 Perylene-d12	264	21.145	21.110	(1.000)	458337	20.0000	
78 Indeno(1,2,3-cd)pyrene	276				Compound Not Detected.		
79 Dibenzo(a,h)anthracene	278				Compound Not Detected.		
80 Benzo(g,h,i)perylene	276				Compound Not Detected.		
90 N-Nitrosodimethylamine	74				Compound Not Detected.		
91 Aniline	93				Compound Not Detected.		
93 Benzidine	184				Compound Not Detected.		
103 Pyridine	79				Compound Not Detected.		
105 1-methylnaphthalene	141				Compound Not Detected.		
111 Azobenzene (1,2-DP-Hydrazine)	77				Compound Not Detected.		

Analytical Resources, Inc.

INTERNAL STANDARD COMPOUNDS
 AREA AND RT SUMMARY

Instrument ID: nt4.i
 Lab File ID: pb44g.d
 Lab Smp Id: PB44G
 Analysis Type: SV
 Quant Type: ISTD
 Operator: LJR/VTS
 Method File: /chem3/nt4.i/20090616.b/SW846.m
 Misc Info: 09-12793

Calibration Date: 16-JUN-2009
 Calibration Time: 13:06
 Client Smp ID: 3SED6-A
 Level: LOW
 Sample Type: Sediment

Test Mode:
 Use Initial Calibration Level 4.

COMPOUND	STANDARD	AREA LIMIT		SAMPLE	%DIFF
		LOWER	UPPER		
8 1,4-Dichlorobenze	180629	90314	361258	155064	-14.15
27 Naphthalene-d8	633172	316586	1266344	569916	-9.99
42 Acenaphthene-d10	336916	168458	673832	325451	-3.40
59 Phenanthrene-d10	514258	257129	1028516	515204	0.18
69 Chrysene-d12	376875	188438	753750	439910	16.73
134 Di-n-octylphthala	640574	320287	1281148	761968	18.95
77 Perylene-d12	383864	191932	767728	458337	19.40

COMPOUND	STANDARD	RT LIMIT		SAMPLE	%DIFF
		LOWER	UPPER		
8 1,4-Dichlorobenze	7.46	6.96	7.96	7.48	0.24
27 Naphthalene-d8	9.51	9.01	10.01	9.52	0.13
42 Acenaphthene-d10	12.34	11.84	12.84	12.36	0.14
59 Phenanthrene-d10	14.69	14.19	15.19	14.72	0.16
69 Chrysene-d12	18.98	18.48	19.48	19.00	0.12
134 Di-n-octylphthala	20.18	19.68	20.68	20.20	0.09
77 Perylene-d12	21.11	20.61	21.61	21.15	0.17

AREA UPPER LIMIT = +100% of internal standard area.
 AREA LOWER LIMIT = - 50% of internal standard area.
 RT UPPER LIMIT = + 0.50 minutes of internal standard RT.
 RT LOWER LIMIT = - 0.50 minutes of internal standard RT.

Analytical Resources, Inc.

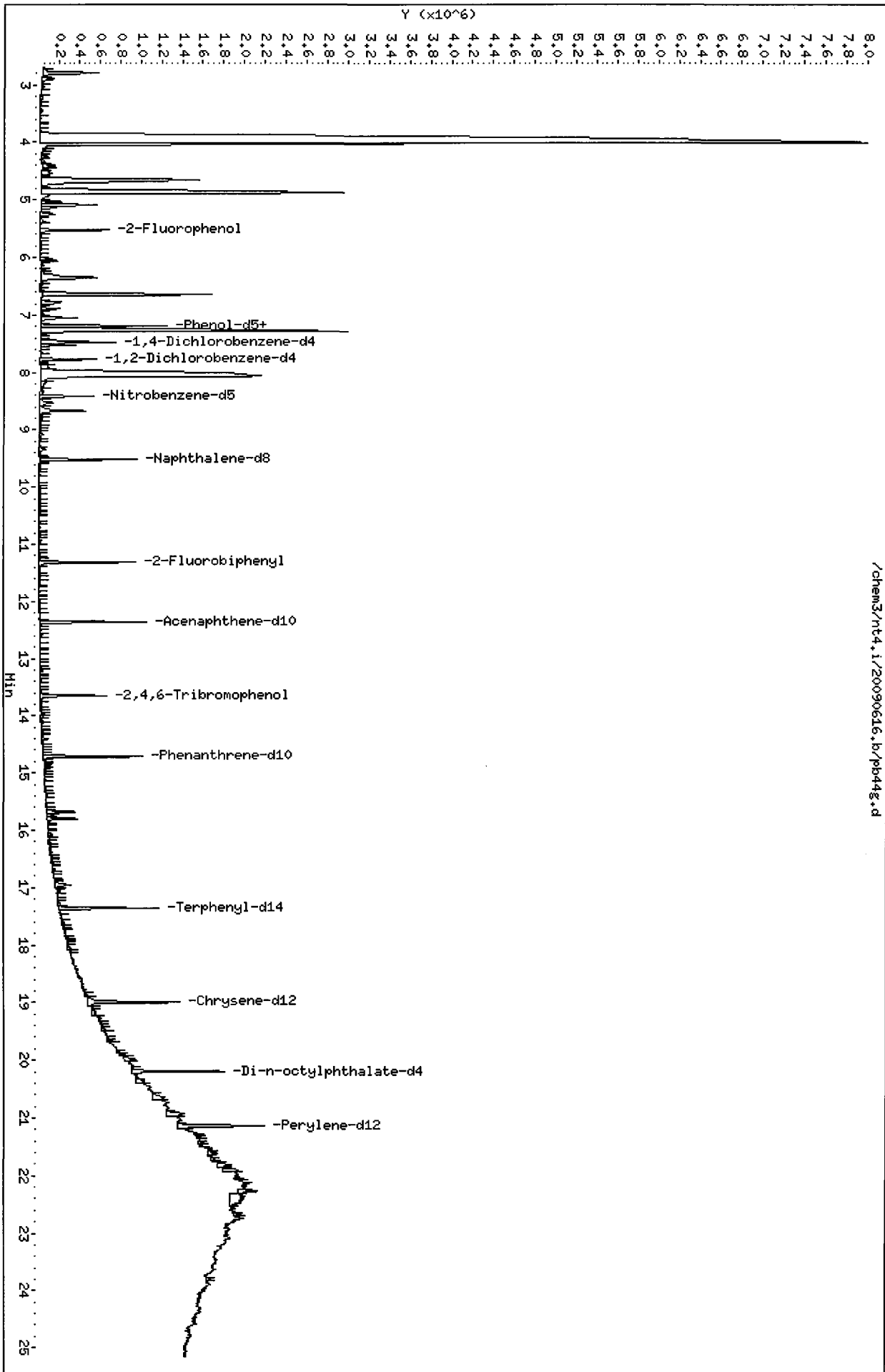
RECOVERY REPORT

Client Name: ESC
 Sample Matrix: SOLID
 Lab Smp Id: PB44G
 Level: LOW
 Data Type: MS DATA
 SpikeList File: PSDDALCS.spk
 Sublist File: PSDDA.sub
 Method File: /chem3/nt4.i/20090616.b/SW846.m
 Misc Info: 09-12793

Client SDG: PB44
 Fraction: SV
 Client Smp ID: 3SED6-A
 Operator: LJR/VTS
 SampleType: SAMPLE
 Quant Type: ISTD

SURROGATE COMPOUND	CONC ADDED ug/kg	CONC RECOVERED ug/kg	% RECOVERED	LIMITS
\$ 1 2-Fluorophenol	722.0	431.2	59.73	21-100
\$ 2 Phenol-d5	722.0	498.3	69.01	10-100
\$ 5 2-Chlorophenol-d4	722.0	499.0	69.11	30-100
\$ 10 1,2-Dichlorobenzen	481.3	287.1	59.65	24-100
\$ 18 Nitrobenzene-d5	481.3	293.2	60.91	26-100
\$ 36 2-Fluorobiphenyl	481.3	333.8	69.36	32-100
\$ 55 2,4,6-Tribromophen	722.0	642.4	88.98	33-118
\$ 66 Terphenyl-d14	481.3	377.9	78.51	21-97

/chem3/nt4.i/20090616.b/pb44g.d



ORGANICS ANALYSIS DATA SHEET

PSDDA Semivolatiles by SW8270D GC/MS

Page 1 of 1


Sample ID: 3SED6-B

SAMPLE

Lab Sample ID: PB44H

LIMS ID: 09-12794

Matrix: Sediment

Data Release Authorized: 

Reported: 06/17/09

QC Report No: PB44-ENVIRONMENTAL SCIENCE CORP.

Project: JELD-WEN NORD DOOR

NA

Date Sampled: 06/04/09

Date Received: 06/04/09

Date Extracted: 06/10/09

Date Analyzed: 06/16/09 18:49

Instrument/Analyst: NT4/LJR

GPC Cleanup: Yes

Sample Amount: 25.2 g-dry-wt

Final Extract Volume: 0.5 mL

Dilution Factor: 1.00

Percent Moisture: 13.3%

CAS Number	Analyte	RL	Result
108-95-2	Phenol	20	< 20 U
541-73-1	1,3-Dichlorobenzene	20	< 20 U
106-46-7	1,4-Dichlorobenzene	20	< 20 U
100-51-6	Benzyl Alcohol	20	< 20 U
95-50-1	1,2-Dichlorobenzene	20	< 20 U
95-48-7	2-Methylphenol	20	< 20 U
106-44-5	4-Methylphenol	20	< 20 U
67-72-1	Hexachloroethane	20	< 20 U
105-67-9	2,4-Dimethylphenol	20	< 20 U
65-85-0	Benzoic Acid	200	< 200 U
120-82-1	1,2,4-Trichlorobenzene	20	< 20 U
91-20-3	Naphthalene	20	< 20 U
87-68-3	Hexachlorobutadiene	20	< 20 U
91-57-6	2-Methylnaphthalene	20	< 20 U
131-11-3	Dimethylphthalate	20	< 20 U
208-96-8	Acenaphthylene	20	< 20 U
83-32-9	Acenaphthene	20	< 20 U
132-64-9	Dibenzofuran	20	< 20 U
84-66-2	Diethylphthalate	20	< 20 U
86-73-7	Fluorene	20	< 20 U
86-30-6	N-Nitrosodiphenylamine	20	< 20 U
118-74-1	Hexachlorobenzene	20	< 20 U
87-86-5	Pentachlorophenol	99	< 99 U
85-01-8	Phenanthrene	20	< 20 U
120-12-7	Anthracene	20	< 20 U
84-74-2	Di-n-Butylphthalate	20	< 20 U
206-44-0	Fluoranthene	20	< 20 U
129-00-0	Pyrene	20	< 20 U
85-68-7	Butylbenzylphthalate	20	< 20 U
56-55-3	Benzo(a)anthracene	20	< 20 U
117-81-7	bis(2-Ethylhexyl)phthalate	20	< 20 U
218-01-9	Chrysene	20	< 20 U
117-84-0	Di-n-Octyl phthalate	20	< 20 U
205-99-2	Benzo(b)fluoranthene	20	< 20 U
207-08-9	Benzo(k)fluoranthene	20	< 20 U
50-32-8	Benzo(a)pyrene	20	< 20 U
193-39-5	Indeno(1,2,3-cd)pyrene	20	< 20 U
53-70-3	Dibenz(a,h)anthracene	20	< 20 U
191-24-2	Benzo(g,h,i)perylene	20	< 20 U
90-12-0	1-Methylnaphthalene	20	< 20 U

Reported in µg/kg (ppb)

Semivolatile Surrogate Recovery

d5-Nitrobenzene	56.8%	2-Fluorobiphenyl	63.6%
d14-p-Terphenyl	73.2%	d4-1,2-Dichlorobenzene	55.6%
d5-Phenol	60.3%	2-Fluorophenol	56.5%
2,4,6-Tribromophenol	81.1%	d4-2-Chlorophenol	61.3%

Analytical Resources, Inc.

Semivolatle Report SW846 Method 8270D

Data file : /chem3/nt4.i/20090616.b/pb44h.d
 Lab Smp Id: PB44H Client Smp ID: 3SED6-B
 Inj Date : 16-JUN-2009 18:49
 Operator : LJR/VTS Inst ID: nt4.i
 Smp Info : PB44H
 Misc Info : 09-12794
 Comment : 1ul Injection
 Method : /chem3/nt4.i/20090616.b/SW846.m
 Meth Date : 17-Jun-2009 10:11 jeff Quant Type: ISTD
 Cal Date : 08-MAY-2009 15:22 Cal File: c800508.d
 Als bottle: 11
 Dil Factor: 1.00000
 Integrator: HP RTE Compound Sublist: PSSDA.sub
 Target Version: 3.50

LJR
6/17/09

Concentration Formula: Amt * DF * Vt / (Ws * (100 - M) / 100) * CpndVariable

Name	Value	Description
DF	1.00000	Dilution Factor
Vt	500.00000	Volume of final extract (uL)
Ws	29.10000	Weight of sample extracted (g)
M	13.30000	% Moisture

Cpnd Variable

Local Compound Variable

Compounds	QUANT SIG	RT	EXP RT	REL RT	RESPONSE	CONCENTRATIONS	
						ON-COLUMN (ug/mL)	FINAL (ug/kg)
\$ 1 2-Fluorophenol	112	5.526	5.475	(0.739)	270753	21.1776	419.7
\$ 2 Phenol-d5	99	7.177	7.091	(0.960)	393842	22.6225	448.3
3 Phenol	94	Compound Not Detected.					
\$ 5 2-Chlorophenol-d4	132	7.195	7.167	(0.962)	247173	22.9885	455.6
4 Bis(2-Chloroethyl) ether	93	Compound Not Detected.					
6 2-Chlorophenol	128	Compound Not Detected.					
7 1,3-Dichlorobenzene	146	Compound Not Detected.					
* 8 1,4-Dichlorobenzene-d4	152	7.477	7.461	(1.000)	166863	20.0000	
9 1,4-Dichlorobenzene	146	Compound Not Detected.					
\$ 10 1,2-Dichlorobenzene-d4	152	7.771	7.761	(1.039)	108776	13.8570	274.6
12 1,2-Dichlorobenzene	146	Compound Not Detected.					
11 Benzyl alcohol	108	Compound Not Detected.					
14 2,2'-oxybis(1-Chloropropane)	45	Compound Not Detected.					
13 2-Methylphenol	108	Compound Not Detected.					
17 Hexachloroethane	117	Compound Not Detected.					

Compounds	QUANT SIG MASS	RT	EXP RT	REL RT	RESPONSE	CONCENTRATIONS	
						ON-COLUMN (ug/mL)	FINAL (ug/kg)
16 N-Nitroso-di-n-propylamine	70						
15 4-Methylphenol	108						
\$ 18 Nitrobenzene-d5	82	8.417	8.401	(0.885)	242779	14.1563	280.5
19 Nitrobenzene	77						
20 Isophorone	82						
21 2-Nitrophenol	139						
22 2,4-Dimethylphenol	107						
23 Bis(2-Chloroethoxy)methane	93						
24 Benzoic acid	105						
25 2,4-Dichlorophenol	162						
26 1,2,4-Trichlorobenzene	180						
* 27 Naphthalene-d8	136	9.516	9.506	(1.000)	604367	20.0000	
28 Naphthalene	128						
29 4-Chloroaniline	127						
30 Hexachlorobutadiene	225						
31 4-Chloro-3-methylphenol	107						
32 2-Methylnaphthalene	141						
33 Hexachlorocyclopentadiene	237						
34 2,4,6-Trichlorophenol	196						
35 2,4,5-Trichlorophenol	196						
\$ 36 2-Fluorobiphenyl	172	11.319	11.309	(0.916)	429509	15.9459	316.0
37 2-Chloronaphthalene	162						
38 2-Nitroaniline	65						
39 Dimethylphthalate	163						
40 Acenaphthylene	152						
41 2,6-Dinitrotoluene	165						
* 42 Acenaphthene-d10	164	12.359	12.344	(1.000)	355353	20.0000	
43 3-Nitroaniline	138						
44 Acenaphthene	153						
45 2,4-Dinitrophenol	184						
46 Dibenzofuran	168						
47 4-Nitrophenol	109						
48 2,4-Dinitrotoluene	165						
50 Diethylphthalate	149	13.211	13.213	(1.069)	20482	0.77831 1.5L	15.42
49 Fluorene	166						
51 4-Chlorophenyl-phenylether	204						
52 4-Nitroaniline	138						
53 4,6-Dinitro-2-methylphenol	198						
54 N-Nitrosodiphenylamine	169						
\$ 55 2,4,6-Tribromophenol	330	13.652	13.636	(1.105)	99812	30.4038	602.5
56 4-Bromophenyl-phenylether	248						
57 Hexachlorobenzene	284						
58 Pentachlorophenol	266						
* 59 Phenanthrene-d10	188	14.716	14.694	(1.000)	584036	20.0000	
60 Phenanthrene	178						
61 Anthracene	178						
62 Carbazole	167						

Compounds	QUANT SIG MASS	RT	EXP RT	REL RT	RESPONSE	CONCENTRATIONS	
						ON-COLUMN (ug/mL)	FINAL (ug/kg)
63 Di-n-butylphthalate	149						
64 Fluoranthene	202						
65 Pyrene	202						
\$ 66 Terphenyl-d14	244	17.359	17.338	(0.914)	428547	18.3057	362.8
67 Butylbenzylphthalate	149						
68 Benzo(a)anthracene	228						
* 69 Chrysene-d12	240	18.993	18.977	(1.000)	455621	20.0000	
70 3,3'-Dichlorobenzidine	252						
71 Chrysene	228						
72 bis(2-Ethylhexyl)phthalate	149						
* 134 Di-n-octylphthalate-d4	153	20.197	20.181	(1.000)	786063	20.0000	
73 Di-n-octylphthalate	149						
74 Benzo(b)fluoranthene	252						
75 Benzo(k)fluoranthene	252						
76 Benzo(a)pyrene	252						
* 77 Perylene-d12	264	21.137	21.110	(1.000)	479923	20.0000	
78 Indeno(1,2,3-cd)pyrene	276						
79 Dibenzo(a,h)anthracene	278						
80 Benzo(g,h,i)perylene	276						
90 N-Nitrosodimethylamine	74						
91 Aniline	93						
93 Benzidine	184						
103 Pyridine	79						
105 1-methylnaphthalene	141						
111 Azobenzene (1,2-DP-Hydrazine)	77						

Analytical Resources, Inc.

INTERNAL STANDARD COMPOUNDS
 AREA AND RT SUMMARY

Instrument ID: nt4.i
 Lab File ID: pb44h.d
 Lab Smp Id: PB44H
 Analysis Type: SV
 Quant Type: ISTD
 Operator: LJR/VTS
 Method File: /chem3/nt4.i/20090616.b/SW846.m
 Misc Info: 09-12794

Calibration Date: 16-JUN-2009
 Calibration Time: 13:06
 Client Smp ID: 3SED6-B
 Level: LOW
 Sample Type: Sediment

Test Mode:
 Use Initial Calibration Level 4.

COMPOUND	STANDARD	AREA LIMIT		SAMPLE	%DIFF
		LOWER	UPPER		
8 1,4-Dichlorobenze	180629	90314	361258	166863	-7.62
27 Naphthalene-d8	633172	316586	1266344	604367	-4.55
42 Acenaphthene-d10	336916	168458	673832	355353	5.47
59 Phenanthrene-d10	514258	257129	1028516	584036	13.57
69 Chrysene-d12	376875	188438	753750	455621	20.89
134 Di-n-octylphthala	640574	320287	1281148	786063	22.71
77 Perylene-d12	383864	191932	767728	479923	25.02

COMPOUND	STANDARD	RT LIMIT		SAMPLE	%DIFF
		LOWER	UPPER		
8 1,4-Dichlorobenze	7.46	6.96	7.96	7.48	0.21
27 Naphthalene-d8	9.51	9.01	10.01	9.52	0.11
42 Acenaphthene-d10	12.34	11.84	12.84	12.36	0.13
59 Phenanthrene-d10	14.69	14.19	15.19	14.72	0.15
69 Chrysene-d12	18.98	18.48	19.48	18.99	0.08
134 Di-n-octylphthala	20.18	19.68	20.68	20.20	0.08
77 Perylene-d12	21.11	20.61	21.61	21.14	0.13

AREA UPPER LIMIT = +100% of internal standard area.
 AREA LOWER LIMIT = - 50% of internal standard area.
 RT UPPER LIMIT = + 0.50 minutes of internal standard RT.
 RT LOWER LIMIT = - 0.50 minutes of internal standard RT.

Analytical Resources, Inc.

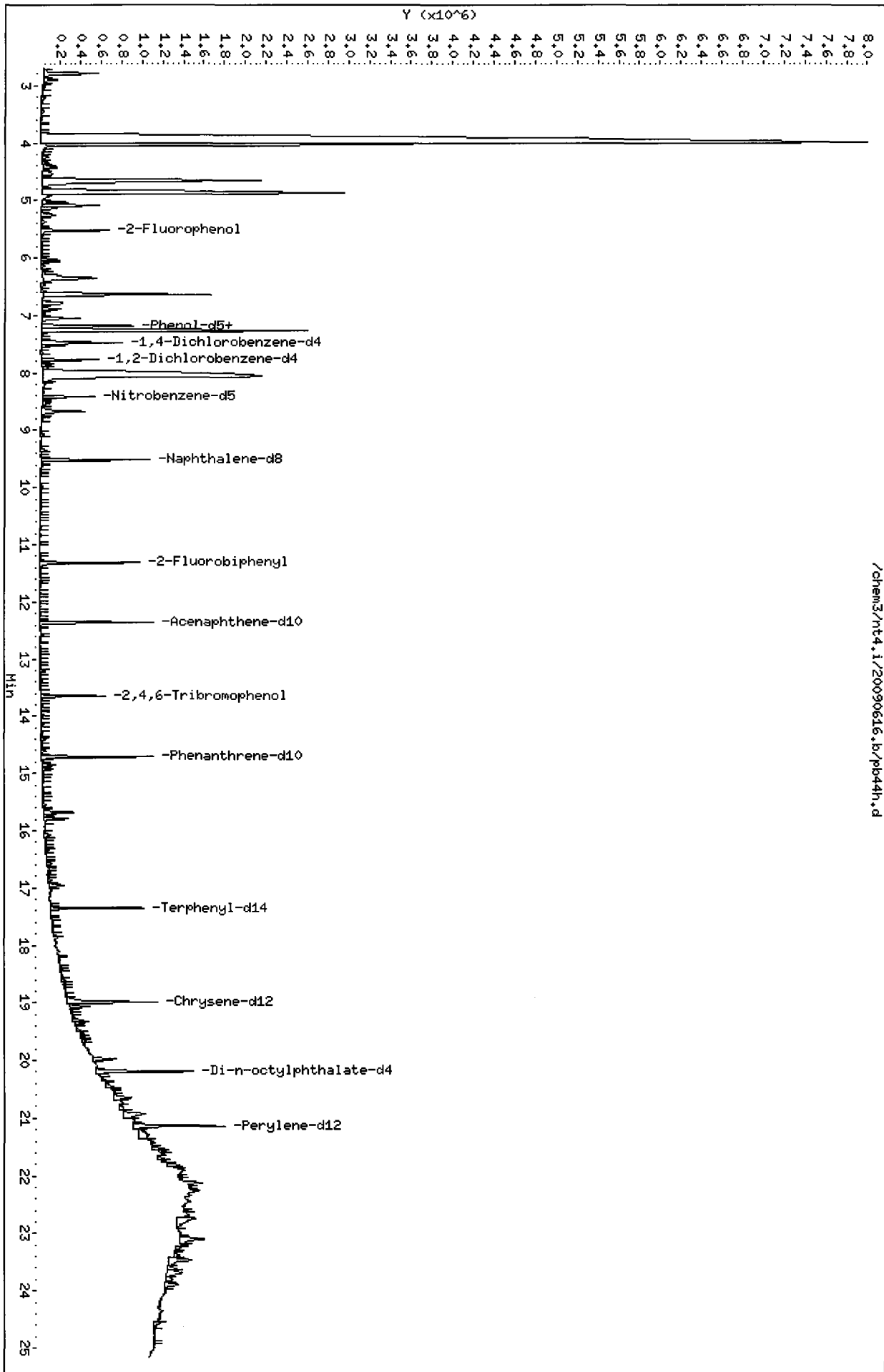
RECOVERY REPORT

Client Name: ESC
 Sample Matrix: SOLID
 Lab Smp Id: PB44H
 Level: LOW
 Data Type: MS DATA
 SpikeList File: PSDDALCS.spk
 Sublist File: PSDDA.sub
 Method File: /chem3/nt4.i/20090616.b/SW846.m
 Misc Info: 09-12794

Client SDG: PB44
 Fraction: SV
 Client Smp ID: 3SED6-B
 Operator: LJR/VTS
 SampleType: SAMPLE
 Quant Type: ISTD

SURROGATE COMPOUND	CONC ADDED ug/kg	CONC RECOVERED ug/kg	% RECOVERED	LIMITS
\$ 1 2-Fluorophenol	743.2	419.7	56.47	21-100
\$ 2 Phenol-d5	743.2	448.3	60.33	10-100
\$ 5 2-Chlorophenol-d4	743.2	455.6	61.30	30-100
\$ 10 1,2-Dichlorobenzen	495.4	274.6	55.43	24-100
\$ 18 Nitrobenzene-d5	495.4	280.5	56.63	26-100
\$ 36 2-Fluorobiphenyl	495.4	316.0	63.78	32-100
\$ 55 2,4,6-Tribromophen	743.2	602.5	81.08	33-118
\$ 66 Terphenyl-d14	495.4	362.8	73.22	21-97

/chem3/nt4.1/20090616.b/pb44h.d



Date: 16-JUN-2009 18:49

Client ID: 3SED6-B

Instrument: nt4.i

Sample Info: PB44H

Volume Injected (uL): 1.0

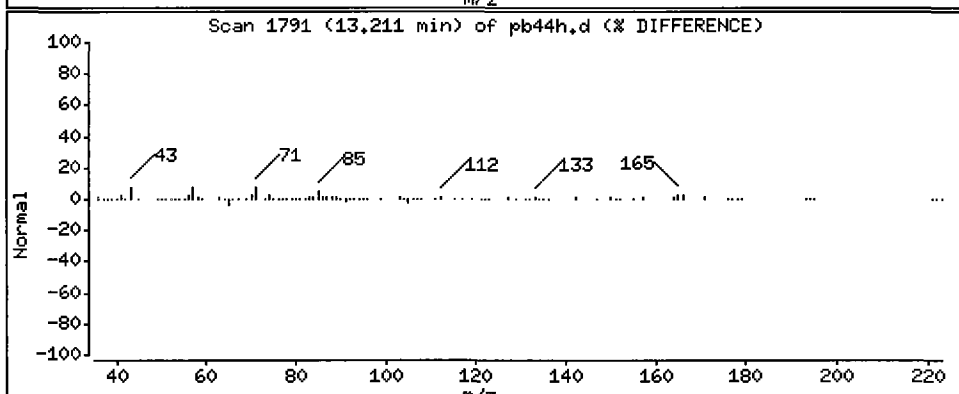
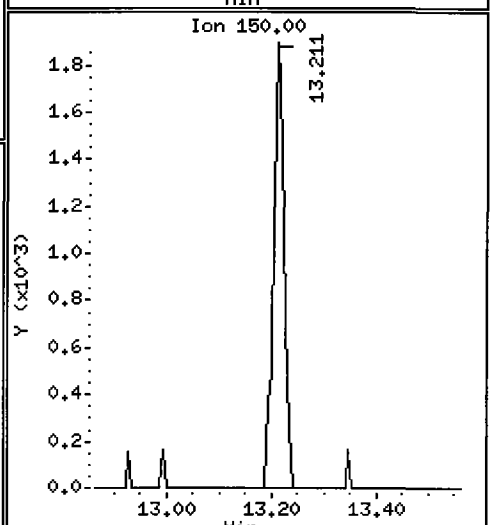
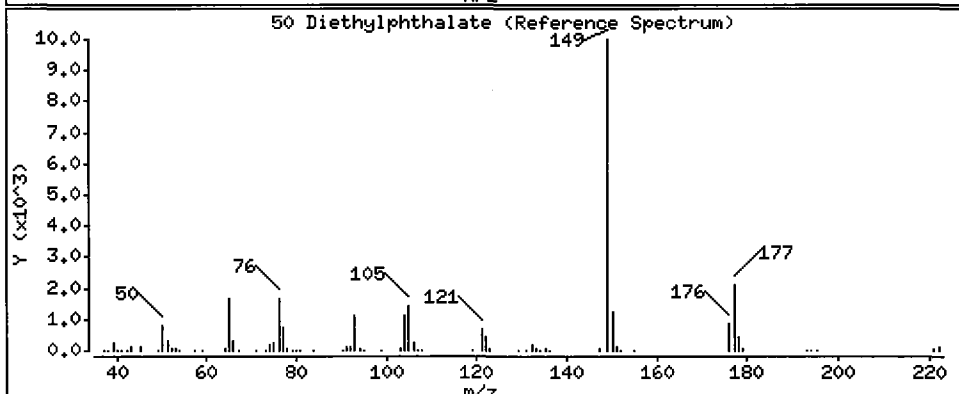
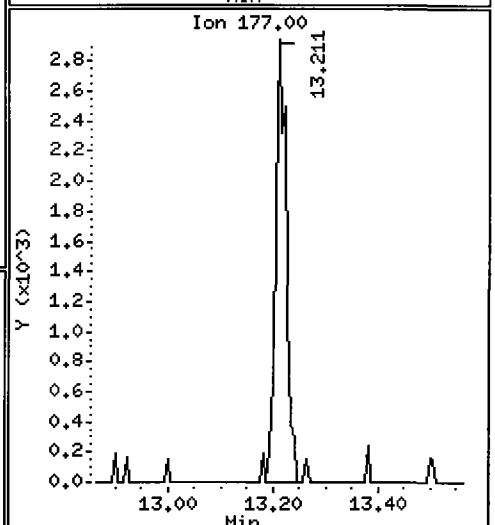
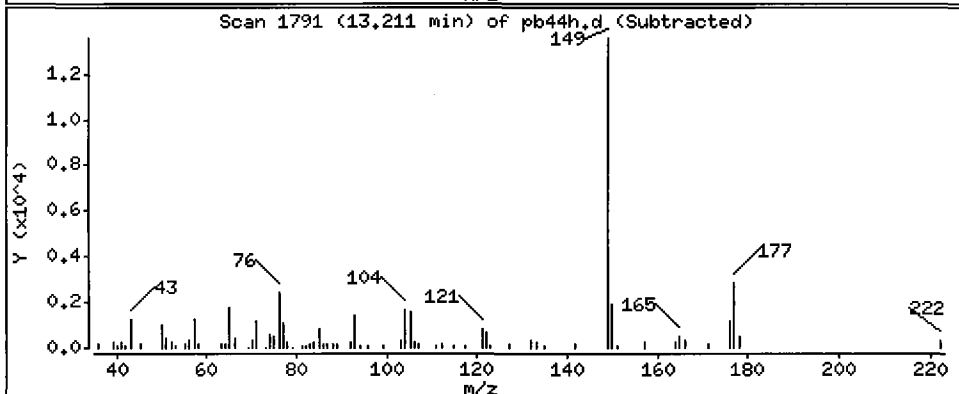
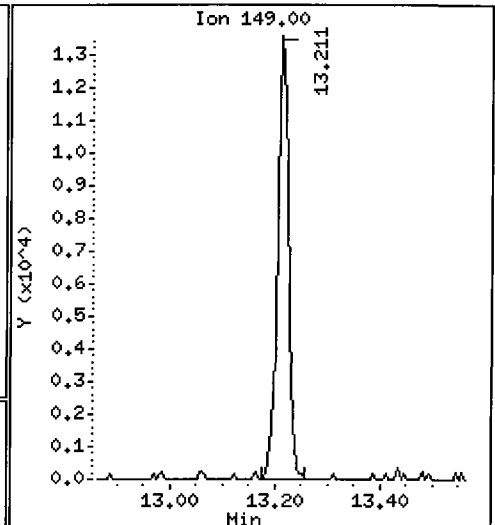
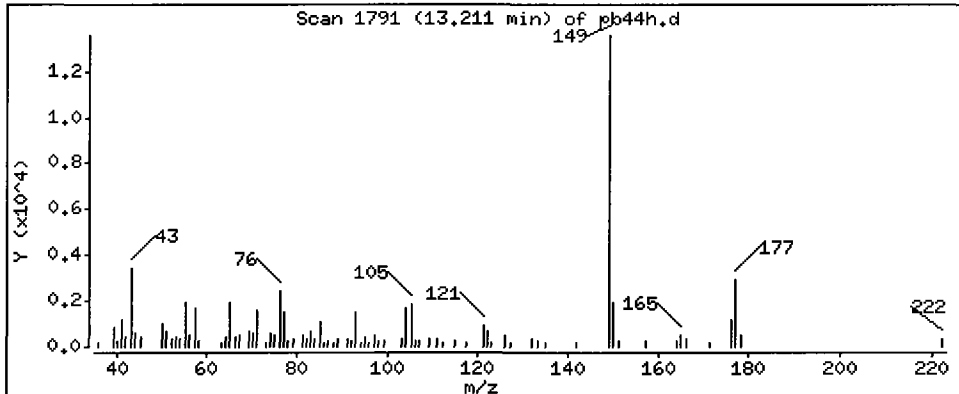
Operator: LJR/VTS

Column phase: ZB-5

Column diameter: 0.32

50 Diethylphthalate

Concentration: 15.42 ug/kg



ORGANICS ANALYSIS DATA SHEET
PSDDA Semivolatiles by SW8270D GC/MS
 Page 1 of 1

Sample ID: 3SED6-C
SAMPLE

Lab Sample ID: PB44I
 LIMS ID: 09-12795
 Matrix: Sediment
 Data Release Authorized: *AB*
 Reported: 06/17/09

QC Report No: PB44-ENVIRONMENTAL SCIENCE CORP.
 Project: JELD-WEN NORD DOOR
 NA
 Date Sampled: 06/04/09
 Date Received: 06/04/09

Date Extracted: 06/10/09
 Date Analyzed: 06/16/09 19:24
 Instrument/Analyst: NT4/LJR
 GPC Cleanup: Yes

Sample Amount: 25.9 g-dry-wt
 Final Extract Volume: 0.5 mL
 Dilution Factor: 1.00
 Percent Moisture: 14.5%

CAS Number	Analyte	RL	Result
108-95-2	Phenol	19	< 19 U
541-73-1	1,3-Dichlorobenzene	19	< 19 U
106-46-7	1,4-Dichlorobenzene	19	< 19 U
100-51-6	Benzyl Alcohol	19	< 19 U
95-50-1	1,2-Dichlorobenzene	19	< 19 U
95-48-7	2-Methylphenol	19	< 19 U
106-44-5	4-Methylphenol	19	< 19 U
67-72-1	Hexachloroethane	19	< 19 U
105-67-9	2,4-Dimethylphenol	19	< 19 U
65-85-0	Benzoic Acid	190	< 190 U
120-82-1	1,2,4-Trichlorobenzene	19	< 19 U
91-20-3	Naphthalene	19	< 19 U
87-68-3	Hexachlorobutadiene	19	< 19 U
91-57-6	2-Methylnaphthalene	19	< 19 U
131-11-3	Dimethylphthalate	19	< 19 U
208-96-8	Acenaphthylene	19	< 19 U
83-32-9	Acenaphthene	19	< 19 U
132-64-9	Dibenzofuran	19	< 19 U
84-66-2	Diethylphthalate	19	< 19 U
86-73-7	Fluorene	19	< 19 U
86-30-6	N-Nitrosodiphenylamine	19	< 19 U
118-74-1	Hexachlorobenzene	19	47
87-86-5	Pentachlorophenol	96	< 96 U
85-01-8	Phenanthrene	19	< 19 U
120-12-7	Anthracene	19	< 19 U
84-74-2	Di-n-Butylphthalate	19	< 19 U
206-44-0	Fluoranthene	19	10 J
129-00-0	Pyrene	19	< 19 U
85-68-7	Butylbenzylphthalate	19	< 19 U
56-55-3	Benzo(a)anthracene	19	< 19 U
117-81-7	bis(2-Ethylhexyl)phthalate	19	< 19 U
218-01-9	Chrysene	19	11 J
117-84-0	Di-n-Octyl phthalate	19	< 19 U
205-99-2	Benzo(b)fluoranthene	19	< 19 U
207-08-9	Benzo(k)fluoranthene	19	< 19 U
50-32-8	Benzo(a)pyrene	19	< 19 U
193-39-5	Indeno(1,2,3-cd)pyrene	19	< 19 U
53-70-3	Dibenz(a,h)anthracene	19	< 19 U
191-24-2	Benzo(g,h,i)perylene	19	< 19 U
90-12-0	1-Methylnaphthalene	19	< 19 U

Reported in µg/kg (ppb)

Semivolatile Surrogate Recovery

d5-Nitrobenzene	56.0%	2-Fluorobiphenyl	66.0%
d14-p-Terphenyl	74.4%	d4-1,2-Dichlorobenzene	54.4%
d5-Phenol	64.8%	2-Fluorophenol	58.1%
2,4,6-Tribromophenol	84.5%	d4-2-Chlorophenol	64.8%

Analytical Resources, Inc.

Semivolatiles Report SW846 Method 8270D

Data file : /chem3/nt4.i/20090616.b/pb44i.d
 Lab Smp Id: PB44I Client Smp ID: 3SED6-C
 Inj Date : 16-JUN-2009 19:24
 Operator : LJR/VTS Inst ID: nt4.i
 Smp Info : PB44I
 Misc Info : 09-12795
 Comment : 1ul Injection
 Method : /chem3/nt4.i/20090616.b/SW846.m
 Meth Date : 17-Jun-2009 10:11 jeff Quant Type: ISTD
 Cal Date : 08-MAY-2009 15:22 Cal File: c800508.d
 Als bottle: 12
 Dil Factor: 1.00000
 Integrator: HP RTE Compound Sublist: PSSDA.sub
 Target Version: 3.50

LJR
6/17/09

Concentration Formula: Amt * DF * Vt / (Ws * (100 - M) / 100) * CpndVariable

Name	Value	Description
DF	1.00000	Dilution Factor
Vt	500.00000	Volume of final extract (uL)
Ws	30.30000	Weight of sample extracted (g)
M	14.50000	% Moisture

Cpnd Variable

Local Compound Variable

Compounds	QUANT SIG	RT	EXP RT	REL RT	RESPONSE	CONCENTRATIONS	
						ON-COLUMN (ug/mL)	FINAL (ug/kg)
\$ 1 2-Fluorophenol	112	5.532	5.475	(0.740)	313196	21.7655	420.1
\$ 2 Phenol-d5	99	7.189	7.091	(0.961)	476001	24.2927	468.9
3 Phenol	94	Compound Not Detected.					
\$ 5 2-Chlorophenol-d4	132	7.201	7.167	(0.963)	293613	24.2624	468.3
4 Bis(2-Chloroethyl) ether	93	Compound Not Detected.					
6 2-Chlorophenol	128	Compound Not Detected.					
7 1,3-Dichlorobenzene	146	Compound Not Detected.					
* 8 1,4-Dichlorobenzene-d4	152	7.477	7.461	(1.000)	187807	20.0000	
9 1,4-Dichlorobenzene	146	Compound Not Detected.					
\$ 10 1,2-Dichlorobenzene-d4	152	7.776	7.761	(1.040)	119953	13.5767	262.0
12 1,2-Dichlorobenzene	146	Compound Not Detected.					
11 Benzyl alcohol	108	Compound Not Detected.					
14 2,2'-oxybis(1-Chloropropane)	45	Compound Not Detected.					
13 2-Methylphenol	108	Compound Not Detected.					
17 Hexachloroethane	117	Compound Not Detected.					

Compounds	QUANT SIG MASS	RT	EXP RT	REL RT	RESPONSE	CONCENTRATIONS	
						ON-COLUMN (ug/mL)	FINAL (ug/kg)
16 N-Nitroso-di-n-propylamine	70				Compound Not Detected.		
15 4-Methylphenol	108				Compound Not Detected.		
\$ 18 Nitrobenzene-d5	82	8.417	8.401	(0.885)	272680	13.9792	269.8
19 Nitrobenzene	77				Compound Not Detected.		
20 Isophorone	82				Compound Not Detected.		
21 2-Nitrophenol	139				Compound Not Detected.		
22 2,4-Dimethylphenol	107				Compound Not Detected.		
23 Bis(2-Chloroethoxy)methane	93				Compound Not Detected.		
24 Benzoic acid	105				Compound Not Detected.		
25 2,4-Dichlorophenol	162				Compound Not Detected.		
26 1,2,4-Trichlorobenzene	180				Compound Not Detected.		
* 27 Naphthalene-d8	136	9.515	9.506	(1.000)	687397	20.0000	
28 Naphthalene	128				Compound Not Detected.		
29 4-Chloroaniline	127				Compound Not Detected.		
30 Hexachlorobutadiene	225				Compound Not Detected.		
31 4-Chloro-3-methylphenol	107				Compound Not Detected.		
32 2-Methylnaphthalene	141				Compound Not Detected.		
33 Hexachlorocyclopentadiene	237				Compound Not Detected.		
34 2,4,6-Trichlorophenol	196				Compound Not Detected.		
35 2,4,5-Trichlorophenol	196				Compound Not Detected.		
\$ 36 2-Fluorobiphenyl	172	11.313	11.309	(0.915)	496200	16.4542	317.6
37 2-Chloronaphthalene	162				Compound Not Detected.		
38 2-Nitroaniline	65				Compound Not Detected.		
39 Dimethylphthalate	163				Compound Not Detected.		
40 Acenaphthylene	152				Compound Not Detected.		
41 2,6-Dinitrotoluene	165				Compound Not Detected.		
* 42 Acenaphthene-d10	164	12.359	12.344	(1.000)	397847	20.0000	
43 3-Nitroaniline	138				Compound Not Detected.		
44 Acenaphthene	153				Compound Not Detected.		
45 2,4-Dinitrophenol	184				Compound Not Detected.		
46 Dibenzofuran	168				Compound Not Detected.		
47 4-Nitrophenol	109				Compound Not Detected.		
48 2,4-Dinitrotoluene	165				Compound Not Detected.		
50 Diethylphthalate	149				Compound Not Detected.		
49 Fluorene	166				Compound Not Detected.		
51 4-Chlorophenyl-phenylether	204				Compound Not Detected.		
52 4-Nitroaniline	138				Compound Not Detected.		
53 4,6-Dinitro-2-methylphenol	198				Compound Not Detected.		
54 N-Nitrosodiphenylamine	169				Compound Not Detected.		
\$ 55 2,4,6-Tribromophenol	330	13.646	13.636	(1.104)	116467	31.6878	611.6
56 4-Bromophenyl-phenylether	248				Compound Not Detected.		
57 Hexachlorobenzene	284	14.245	14.230	(0.968)	19249	2.41590	46.63
58 Pentachlorophenol	266				Compound Not Detected.		
* 59 Phenanthrene-d10	188	14.709	14.694	(1.000)	664382	20.0000	
60 Phenanthrene	178				Compound Not Detected.		
61 Anthracene	178				Compound Not Detected.		
62 Carbazole	167				Compound Not Detected.		

Compounds	QUANT SIG MASS	RT	EXP RT	REL RT	RESPONSE	CONCENTRATIONS	
						ON-COLUMN (ug/mL)	FINAL (ug/kg)
63 Di-n-butylphthalate	149				Compound Not Detected.		
64 Fluoranthene	202	16.666	16.650	(1.133)	21674	0.51548	LDL 9.949
65 Pyrene	202				Compound Not Detected.		
\$ 66 Terphenyl-d14	244	17.359	17.338	(0.914)	502025	18.6290	359.5
67 Butylbenzylphthalate	149				Compound Not Detected.		
68 Benzo(a)anthracene	228				Compound Not Detected.		
* 69 Chrysene-d12	240	18.998	18.977	(1.000)	524476	20.0000	
70 3,3'-Dichlorobenzidine	252				Compound Not Detected.		
71 Chrysene	228	19.034	19.018	(1.002)	20182	0.57005	LDL 11.00
72 bis(2-Ethylhexyl)phthalate	149				Compound Not Detected.		
* 134 Di-n-octylphthalate-d4	153	20.197	20.181	(1.000)	896304	20.0000	
73 Di-n-octylphthalate	149				Compound Not Detected.		
74 Benzo(b)fluoranthene	252				Compound Not Detected.		
75 Benzo(k)fluoranthene	252				Compound Not Detected.		
76 Benzo(a)pyrene	252				Compound Not Detected.		
* 77 Perylene-d12	264	21.143	21.110	(1.000)	551035	20.0000	
78 Indeno(1,2,3-cd)pyrene	276				Compound Not Detected.		
79 Dibenzo(a,h)anthracene	278				Compound Not Detected.		
80 Benzo(g,h,i)perylene	276				Compound Not Detected.		
90 N-Nitrosodimethylamine	74				Compound Not Detected.		
91 Aniline	93				Compound Not Detected.		
93 Benzidine	184				Compound Not Detected.		
103 Pyridine	79				Compound Not Detected.		
105 1-methylnaphthalene	141				Compound Not Detected.		
111 Azobenzene (1,2-DP-Hydrazine)	77				Compound Not Detected.		

Analytical Resources, Inc.

INTERNAL STANDARD COMPOUNDS
 AREA AND RT SUMMARY

Instrument ID: nt4.i
 Lab File ID: pb44i.d
 Lab Smp Id: PB44I
 Analysis Type: SV
 Quant Type: ISTD
 Operator: LJR/VTS
 Method File: /chem3/nt4.i/20090616.b/SW846.m
 Misc Info: 09-12795

Calibration Date: 16-JUN-2009
 Calibration Time: 13:06
 Client Smp ID: 3SED6-C
 Level: LOW
 Sample Type: Sediment

Test Mode:
 Use Initial Calibration Level 4.

COMPOUND	STANDARD	AREA LIMIT		SAMPLE	%DIFF
		LOWER	UPPER		
8 1,4-Dichlorobenze	180629	90314	361258	187807	3.97
27 Naphthalene-d8	633172	316586	1266344	687397	8.56
42 Acenaphthene-d10	336916	168458	673832	397847	18.08
59 Phenanthrene-d10	514258	257129	1028516	664382	29.19
69 Chrysene-d12	376875	188438	753750	524476	39.16
134 Di-n-octylphthala	640574	320287	1281148	896304	39.92
77 Perylene-d12	383864	191932	767728	551035	43.55

COMPOUND	STANDARD	RT LIMIT		SAMPLE	%DIFF
		LOWER	UPPER		
8 1,4-Dichlorobenze	7.46	6.96	7.96	7.48	0.21
27 Naphthalene-d8	9.51	9.01	10.01	9.52	0.10
42 Acenaphthene-d10	12.34	11.84	12.84	12.36	0.13
59 Phenanthrene-d10	14.69	14.19	15.19	14.71	0.11
69 Chrysene-d12	18.98	18.48	19.48	19.00	0.11
134 Di-n-octylphthala	20.18	19.68	20.68	20.20	0.08
77 Perylene-d12	21.11	20.61	21.61	21.14	0.16

AREA UPPER LIMIT = +100% of internal standard area.
 AREA LOWER LIMIT = - 50% of internal standard area.
 RT UPPER LIMIT = + 0.50 minutes of internal standard RT.
 RT LOWER LIMIT = - 0.50 minutes of internal standard RT.

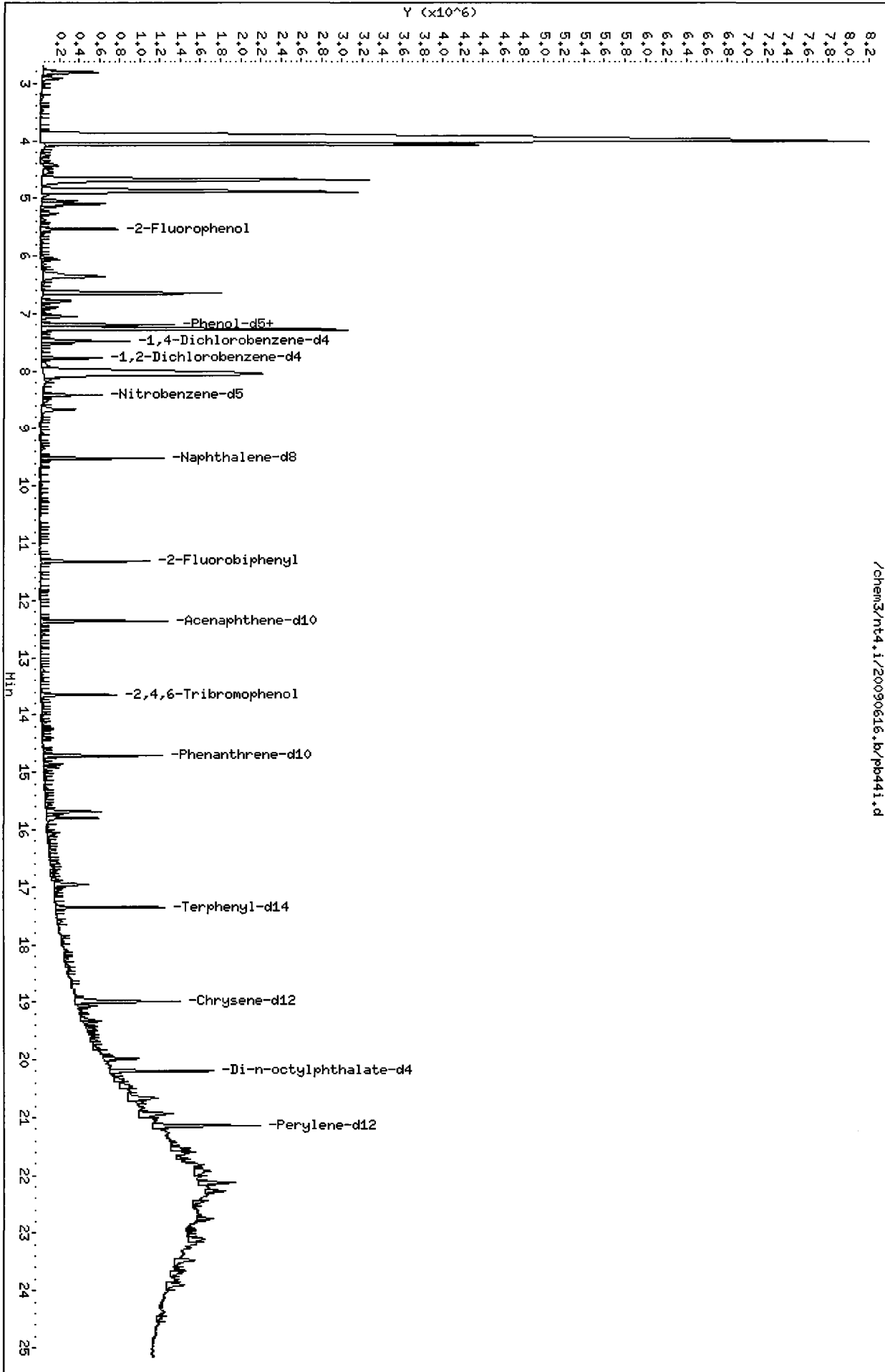
Analytical Resources, Inc.

RECOVERY REPORT

Client Name: ESC Client SDG: PB44
 Sample Matrix: SOLID Fraction: SV
 Lab Smp Id: PB44I Client Smp ID: 3SED6-C
 Level: LOW Operator: LJR/VTS
 Data Type: MS DATA SampleType: SAMPLE
 SpikeList File: PSDDALCS.spk Quant Type: ISTD
 Sublist File: PSDDA.sub
 Method File: /chem3/nt4.i/20090616.b/SW846.m
 Misc Info: 09-12795

SURROGATE COMPOUND	CONC ADDED ug/kg	CONC RECOVERED ug/kg	% RECOVERED	LIMITS
\$ 1 2-Fluorophenol	723.8	420.1	58.04	21-100
\$ 2 Phenol-d5	723.8	468.9	64.78	10-100
\$ 5 2-Chlorophenol-d4	723.8	468.3	64.70	30-100
\$ 10 1,2-Dichlorobenzen	482.5	262.0	54.31	24-100
\$ 18 Nitrobenzene-d5	482.5	269.8	55.92	26-100
\$ 36 2-Fluorobiphenyl	482.5	317.6	65.82	32-100
\$ 55 2,4,6-Tribromophen	723.8	611.6	84.50	33-118
\$ 66 Terphenyl-d14	482.5	359.5	74.52	21-97

/chem3/nt4.1/20090616.b/pb441.d



Date: 16-JUN-2009 19:24

Client ID: 3SED6-C

Instrument: nt4.i

Sample Info: PB441

Volume Injected (uL): 1.0

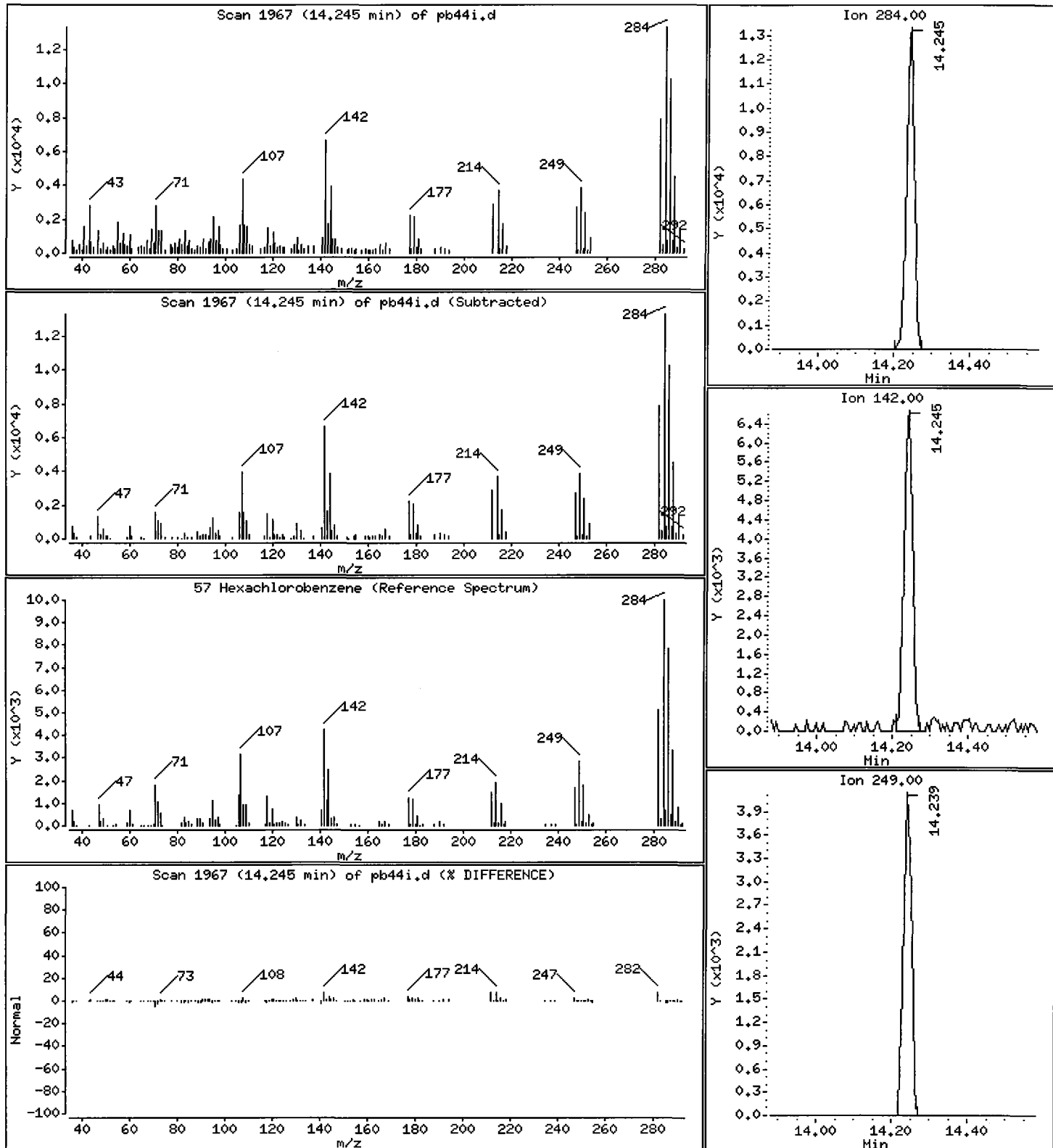
Operator: LJR/VTS

Column phase: ZB-5

Column diameter: 0.32

57 Hexachlorobenzene

Concentration: 46.63 ug/kg



Date : 16-JUN-2009 19:24

Client ID: 3SED6-C

Instrument: nt4.i

Sample Info: PB44I

Volume Injected (uL): 1.0

Operator: LJR/VTS

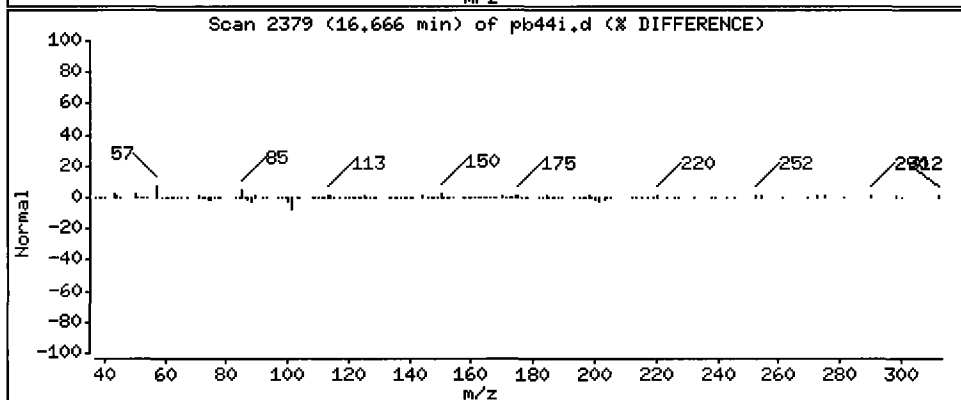
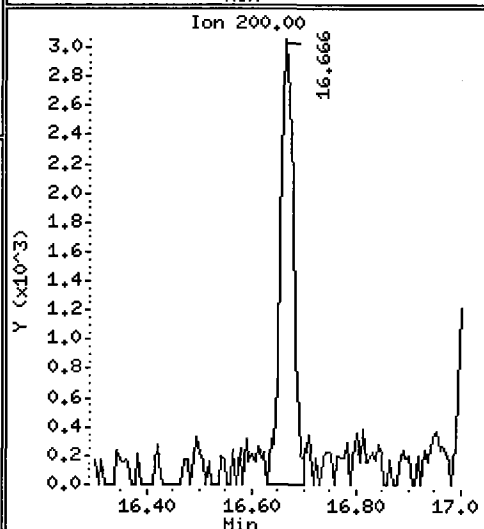
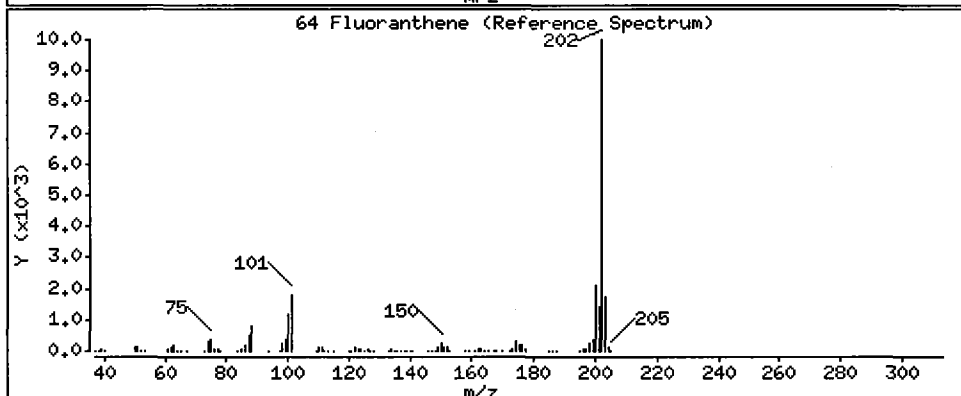
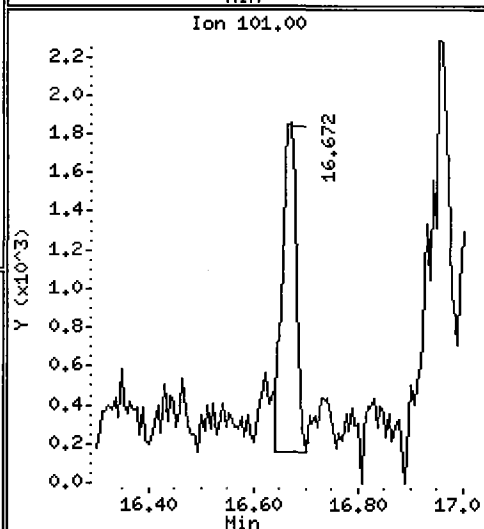
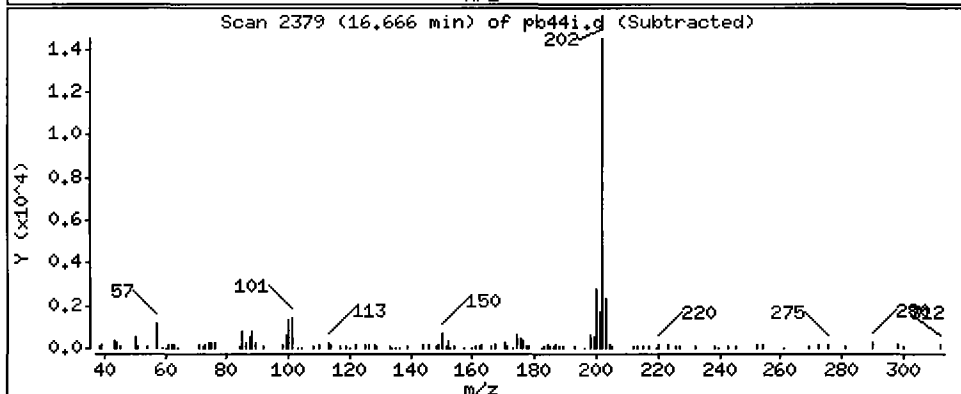
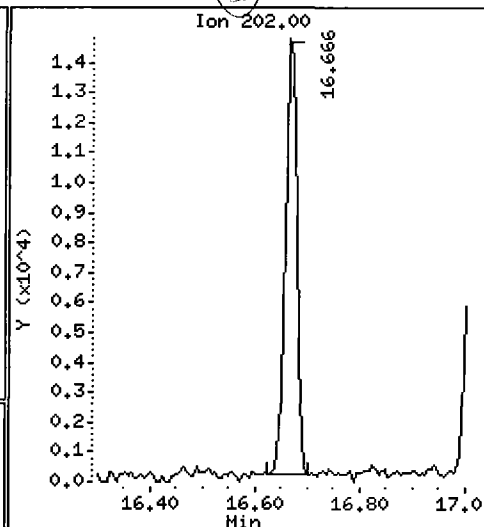
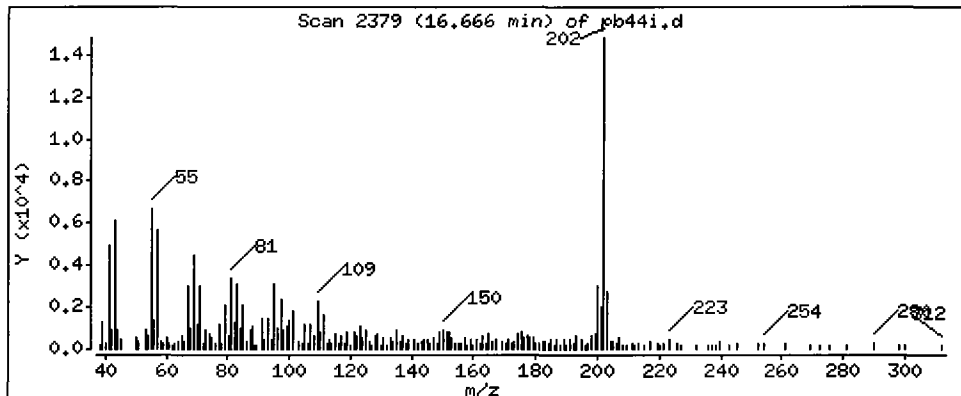
Column phase: ZB-5

Column diameter: 0.32

64 Fluoranthene

Concentration: 9.949 ug/kg

Handwritten signature



Date : 16-JUN-2009 19:24

Client ID: 3SED6-C

Instrument: nt4.i

Sample Info: PB44I

Volume Injected (uL): 1.0

Operator: LJR/VTS

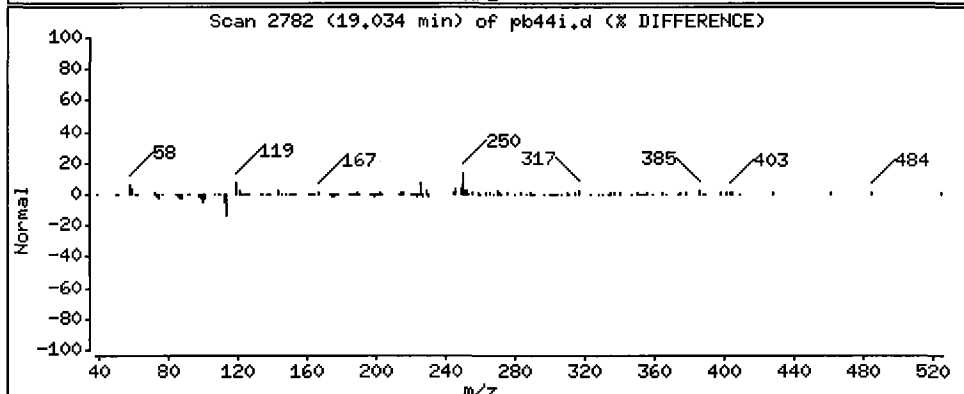
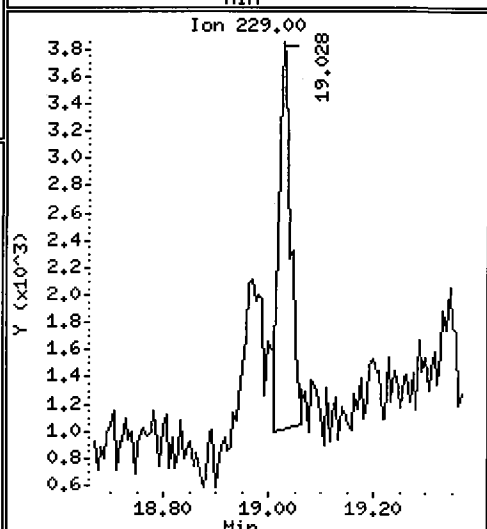
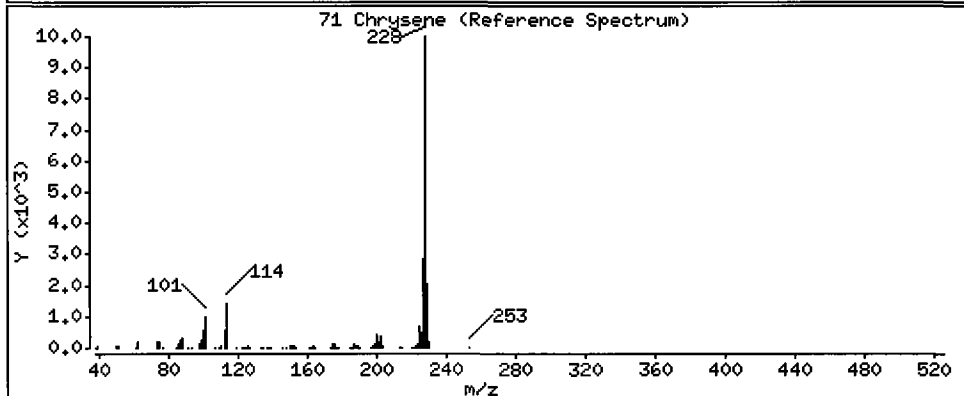
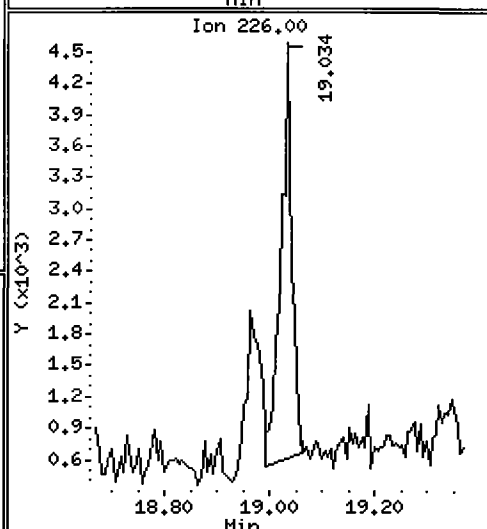
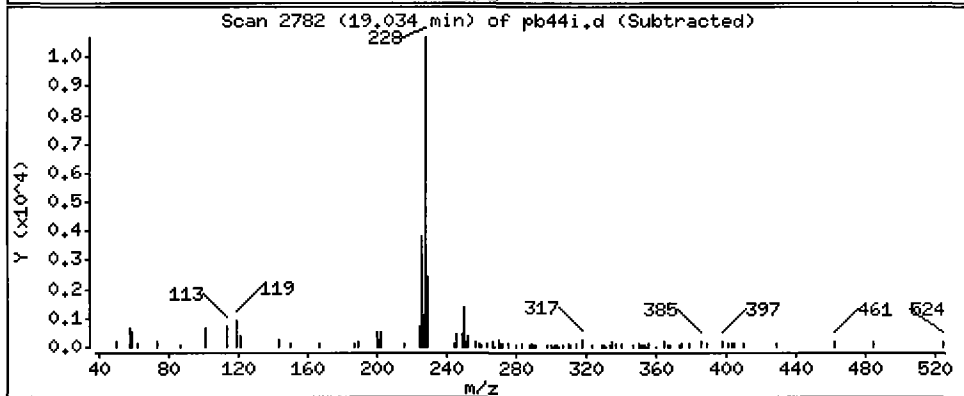
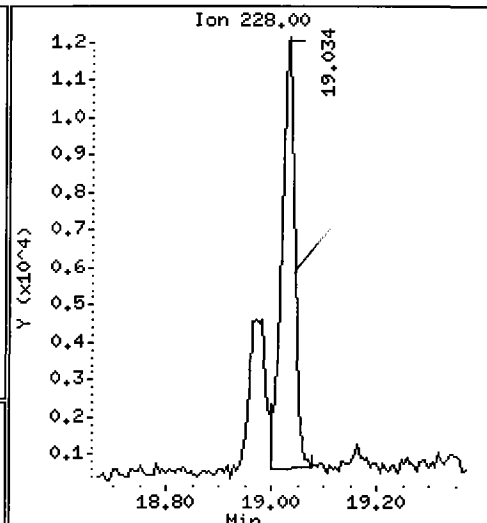
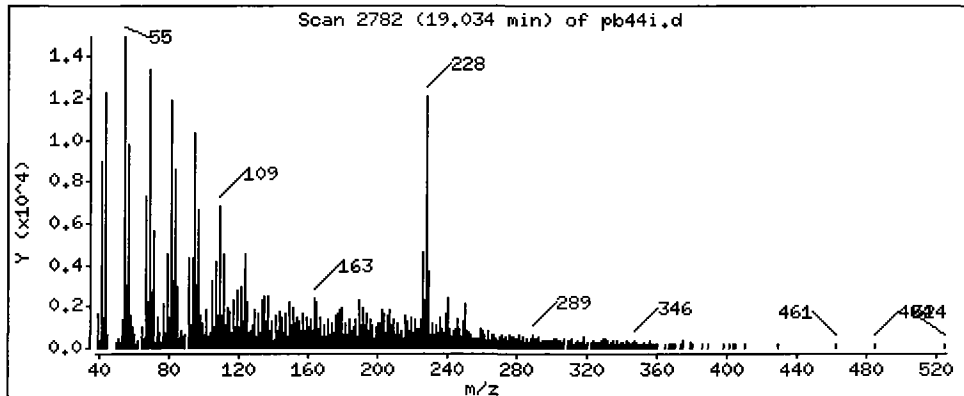
Column phase: ZB-5

Column diameter: 0.32

JUL

71 Chrysene

Concentration: 11.00 ug/kg



ORGANICS ANALYSIS DATA SHEET

PSDDA Semivolatiles by SW8270D GC/MS

Page 1 of 1

Sample ID: 3SED7-A

SAMPLE

Lab Sample ID: PB44J

LIMS ID: 09-12796

Matrix: Sediment

Data Release Authorized: *B*

Reported: 06/17/09

QC Report No: PB44-ENVIRONMENTAL SCIENCE CORP.

Project: JELD-WEN NORD DOOR

NA

Date Sampled: 06/04/09

Date Received: 06/04/09

Date Extracted: 06/10/09

Date Analyzed: 06/16/09 21:08

Instrument/Analyst: NT4/LJR

GPC Cleanup: Yes

Sample Amount: 24.2 g-dry-wt

Final Extract Volume: 0.5 mL

Dilution Factor: 3.00

Percent Moisture: 27.3%

CAS Number	Analyte	RL	Result
108-95-2	Phenol	62	< 62 U
541-73-1	1,3-Dichlorobenzene	62	< 62 U
106-46-7	1,4-Dichlorobenzene	62	< 62 U
100-51-6	Benzyl Alcohol	62	< 62 U
95-50-1	1,2-Dichlorobenzene	62	< 62 U
95-48-7	2-Methylphenol	62	< 62 U
106-44-5	4-Methylphenol	62	< 62 U
67-72-1	Hexachloroethane	62	< 62 U
105-67-9	2,4-Dimethylphenol	62	< 62 U
65-85-0	Benzoic Acid	620	< 620 U
120-82-1	1,2,4-Trichlorobenzene	62	< 62 U
91-20-3	Naphthalene	62	< 62 U
87-68-3	Hexachlorobutadiene	62	< 62 U
91-57-6	2-Methylnaphthalene	62	< 62 U
131-11-3	Dimethylphthalate	62	< 62 U
208-96-8	Acenaphthylene	62	< 62 U
83-32-9	Acenaphthene	62	< 62 U
132-64-9	Dibenzofuran	62	< 62 U
84-66-2	Diethylphthalate	62	< 62 U
86-73-7	Fluorene	62	< 62 U
86-30-6	N-Nitrosodiphenylamine	62	< 62 U
118-74-1	Hexachlorobenzene	62	< 62 U
87-86-5	Pentachlorophenol	310	< 310 U
85-01-8	Phenanthrene	62	100
120-12-7	Anthracene	62	< 62 U
84-74-2	Di-n-Butylphthalate	62	< 62 U
206-44-0	Fluoranthene	62	98
129-00-0	Pyrene	62	71
85-68-7	Butylbenzylphthalate	62	< 62 U
56-55-3	Benzo(a)anthracene	62	< 62 U
117-81-7	bis(2-Ethylhexyl)phthalate	62	98
218-01-9	Chrysene	62	70
117-84-0	Di-n-Octyl phthalate	62	< 62 U
205-99-2	Benzo(b)fluoranthene	62	36 J
207-08-9	Benzo(k)fluoranthene	62	36 J
50-32-8	Benzo(a)pyrene	62	< 62 U
193-39-5	Indeno(1,2,3-cd)pyrene	62	< 62 U
53-70-3	Dibenz(a,h)anthracene	62	< 62 U
191-24-2	Benzo(g,h,i)perylene	62	46 J
90-12-0	1-Methylnaphthalene	62	< 62 U

Reported in µg/kg (ppb)

Semivolatile Surrogate Recovery

d5-Nitrobenzene	64.8%	2-Fluorobiphenyl	71.0%
d14-p-Terphenyl	69.5%	d4-1,2-Dichlorobenzene	55.1%
d5-Phenol	60.3%	2-Fluorophenol	59.8%
2,4,6-Tribromophenol	86.4%	d4-2-Chlorophenol	62.6%

Analytical Resources, Inc.

Semivolatiles Report SW846 Method 8270D

Data file : /chem3/nt4.i/20090616.b/pb44j.d
 Lab Smp Id: PB44J Client Smp ID: 3SED7-A
 Inj Date : 16-JUN-2009 21:08
 Operator : LJR/VTS Inst ID: nt4.i
 Smp Info : PB44J,3
 Misc Info : 09-12796
 Comment : 1ul Injection
 Method : /chem3/nt4.i/20090616.b/SW846.m
 Meth Date : 17-Jun-2009 10:11 jeff Quant Type: ISTD
 Cal Date : 08-MAY-2009 15:22 Cal File: c800508.d
 Als bottle: 15
 Dil Factor: 3.00000
 Integrator: HP RTE Compound Sublist: PSDDA.sub
 Target Version: 3.50

LJR
6/17/09

Concentration Formula: Amt * DF * Vt / (Ws * (100 - M) / 100) * CpndVariable

Name	Value	Description
DF	3.00000	Dilution Factor
Vt	500.00000	Volume of final extract (uL)
Ws	33.30000	Weight of sample extracted (g)
M	27.30000	% Moisture

Cpnd Variable

Local Compound Variable

Compounds	QUANT SIG	RT	EXP RT	REL RT	RESPONSE	CONCENTRATIONS	
						ON-COLUMN (ug/mL)	FINAL (ug/kg)
\$ 1 2-Fluorophenol	112	5.519	5.475	(0.738)	105541	7.46718	462.7
\$ 2 Phenol-d5	99	7.147	7.091	(0.956)	145078	7.53794	467.1
3 Phenol	94	Compound Not Detected.					
\$ 5 2-Chlorophenol-d4	132	7.194	7.167	(0.962)	93057	7.82872	485.1
4 Bis(2-Chloroethyl) ether	93	Compound Not Detected.					
6 2-Chlorophenol	128	Compound Not Detected.					
7 1,3-Dichlorobenzene	146	Compound Not Detected.					
* 8 1,4-Dichlorobenzene-d4	152	7.476	7.461	(1.000)	184471	20.0000	
9 1,4-Dichlorobenzene	146	Compound Not Detected.					
\$ 10 1,2-Dichlorobenzene-d4	152	7.769	7.761	(1.039)	39830	4.58964	284.4
12 1,2-Dichlorobenzene	146	Compound Not Detected.					
11 Benzyl alcohol	108	Compound Not Detected.					
14 2,2'-oxybis(1-Chloropropane)	45	Compound Not Detected.					
13 2-Methylphenol	108	Compound Not Detected.					
17 Hexachloroethane	117	Compound Not Detected.					

Compounds	QUANT SIG MASS	RT	EXP RT	REL RT	RESPONSE	CONCENTRATIONS	
						ON-COLUMN (ug/mL)	FINAL (ug/kg)
16 N-Nitroso-di-n-propylamine	70						
15 4-Methylphenol	108						
\$ 18 Nitrobenzene-d5	82	8.410	8.401	(0.884)	97161	5.40336	334.8
19 Nitrobenzene	77						
20 Isophorone	82						
21 2-Nitrophenol	139						
22 2,4-Dimethylphenol	107						
23 Bis(2-Chloroethoxy)methane	93						
24 Benzoic acid	105						
25 2,4-Dichlorophenol	162						
26 1,2,4-Trichlorobenzene	180						
* 27 Naphthalene-d8	136	9.514	9.506	(1.000)	633674	20.0000	
28 Naphthalene	128						
29 4-Chloroaniline	127						
30 Hexachlorobutadiene	225						
31 4-Chloro-3-methylphenol	107						
32 2-Methylnaphthalene	141						
33 Hexachlorocyclopentadiene	237						
34 2,4,6-Trichlorophenol	196						
35 2,4,5-Trichlorophenol	196						
\$ 36 2-Fluorobiphenyl	172	11.312	11.309	(0.915)	168191	5.91866	366.7
37 2-Chloronaphthalene	162						
38 2-Nitroaniline	65						
39 Dimethylphthalate	163						
40 Acenaphthylene	152						
41 2,6-Dinitrotoluene	165						
* 42 Acenaphthene-d10	164	12.358	12.344	(1.000)	374900	20.0000	
43 3-Nitroaniline	138						
44 Acenaphthene	153						
45 2,4-Dinitrophenol	184						
46 Dibenzofuran	168						
47 4-Nitrophenol	109						
48 2,4-Dinitrotoluene	165						
50 Diethylphthalate	149						
49 Fluorene	166						
51 4-Chlorophenyl-phenylether	204						
52 4-Nitroaniline	138						
53 4,6-Dinitro-2-methylphenol	198						
54 N-Nitrosodiphenylamine	169						
\$ 55 2,4,6-Tribromophenol	330	13.645	13.636	(1.104)	37558	10.8441	671.9
56 4-Bromophenyl-phenylether	248						
57 Hexachlorobenzene	284						
58 Pentachlorophenol	266	14.556	14.535	(0.989)	4337	0.87368	54.13
* 59 Phenanthrene-d10	188	14.714	14.694	(1.000)	650803	20.0000	
60 Phenanthrene	178	14.744	14.735	(1.002)	70542	1.69838	105.2
61 Anthracene	178						
62 Carbazole	167						

Compounds	QUANT SIG MASS	RT	EXP RT	REL RT	RESPONSE	CONCENTRATIONS	
						ON-COLUMN (ug/mL)	FINAL (ug/kg)
63 Di-n-butylphthalate	149						
64 Fluoranthene	202	16.665	16.650	(1.133)	65273	1.58480	98.19
65 Pyrene	202	17.017	16.997	(0.895)	55572	1.14914	71.20
\$ 66 Terphenyl-d14	244	17.358	17.338	(0.913)	167151	5.79163	358.9
67 Butylbenzylphthalate	149						
68 Benzo(a)anthracene	228						
* 69 Chrysene-d12	240	19.003	18.977	(1.000)	561693	20.0000	
70 3,3'-Dichlorobenzidine	252						
71 Chrysene	228	19.033	19.018	(1.002)	42963	1.13311	70.21
72 bis(2-Ethylhexyl)phthalate	149	19.274	19.247	(0.954)	48864	1.58497	98.21
* 134 Di-n-octylphthalate-d4	153	20.208	20.181	(1.000)	953244	20.0000	
73 Di-n-octylphthalate	149						
74 Benzo(b)fluoranthene	252	20.631	20.593	(0.975)	50102	1.20069	74.39(M) 0.590
75 Benzo(k)fluoranthene	252	20.631	20.628	(0.975)	50102	1.16027	71.89(M) 0.590
76 Benzo(a)pyrene	252						
* 77 Perylene-d12	264	21.160	21.110	(1.000)	597177	20.0000	
78 Indeno(1,2,3-cd)pyrene	276						
79 Dibenzo(a,h)anthracene	278						
80 Benzo(g,h,i)perylene	276	22.881	22.802	(1.081)	31766	0.75051	46.50
90 N-Nitrosodimethylamine	74						
91 Aniline	93						
93 Benzidine	184						
103 Pyridine	79						
105 1-methylnaphthalene	141						
111 Azobenzene (1,2-DP-Hydrazine)	77						

QC Flag Legend

M - Compound response manually integrated.

Analytical Resources, Inc.

INTERNAL STANDARD COMPOUNDS
 AREA AND RT SUMMARY

Instrument ID: nt4.i
 Lab File ID: pb44j.d
 Lab Smp Id: PB44J
 Analysis Type: SV
 Quant Type: ISTD
 Operator: LJR/VTS
 Method File: /chem3/nt4.i/20090616.b/SW846.m
 Misc Info: 09-12796

Calibration Date: 16-JUN-2009
 Calibration Time: 13:06
 Client Smp ID: 3SED7-A
 Level: LOW
 Sample Type: Sediment

Test Mode:
 Use Initial Calibration Level 4.

COMPOUND	STANDARD	AREA LIMIT		SAMPLE	%DIFF
		LOWER	UPPER		
8 1,4-Dichlorobenze	180629	90314	361258	184471	2.13
27 Naphthalene-d8	633172	316586	1266344	633674	0.08
42 Acenaphthene-d10	336916	168458	673832	374900	11.27
59 Phenanthrene-d10	514258	257129	1028516	650803	26.55
69 Chrysene-d12	376875	188438	753750	561693	49.04
134 Di-n-octylphthala	640574	320287	1281148	953244	48.81
77 Perylene-d12	383864	191932	767728	597177	55.57

COMPOUND	STANDARD	RT LIMIT		SAMPLE	%DIFF
		LOWER	UPPER		
8 1,4-Dichlorobenze	7.46	6.96	7.96	7.48	0.20
27 Naphthalene-d8	9.51	9.01	10.01	9.51	0.09
42 Acenaphthene-d10	12.34	11.84	12.84	12.36	0.12
59 Phenanthrene-d10	14.69	14.19	15.19	14.71	0.14
69 Chrysene-d12	18.98	18.48	19.48	19.00	0.14
134 Di-n-octylphthala	20.18	19.68	20.68	20.21	0.13
77 Perylene-d12	21.11	20.61	21.61	21.16	0.24

AREA UPPER LIMIT = +100% of internal standard area.
 AREA LOWER LIMIT = - 50% of internal standard area.
 RT UPPER LIMIT = + 0.50 minutes of internal standard RT.
 RT LOWER LIMIT = - 0.50 minutes of internal standard RT.

Analytical Resources, Inc.

RECOVERY REPORT

Client Name: ESC
 Sample Matrix: SOLID
 Lab Smp Id: PB44J
 Level: LOW
 Data Type: MS DATA
 SpikeList File: PSDDALCS.spk
 Sublist File: PSDDA.sub
 Method File: /chem3/nt4.i/20090616.b/SW846.m
 Misc Info: 09-12796

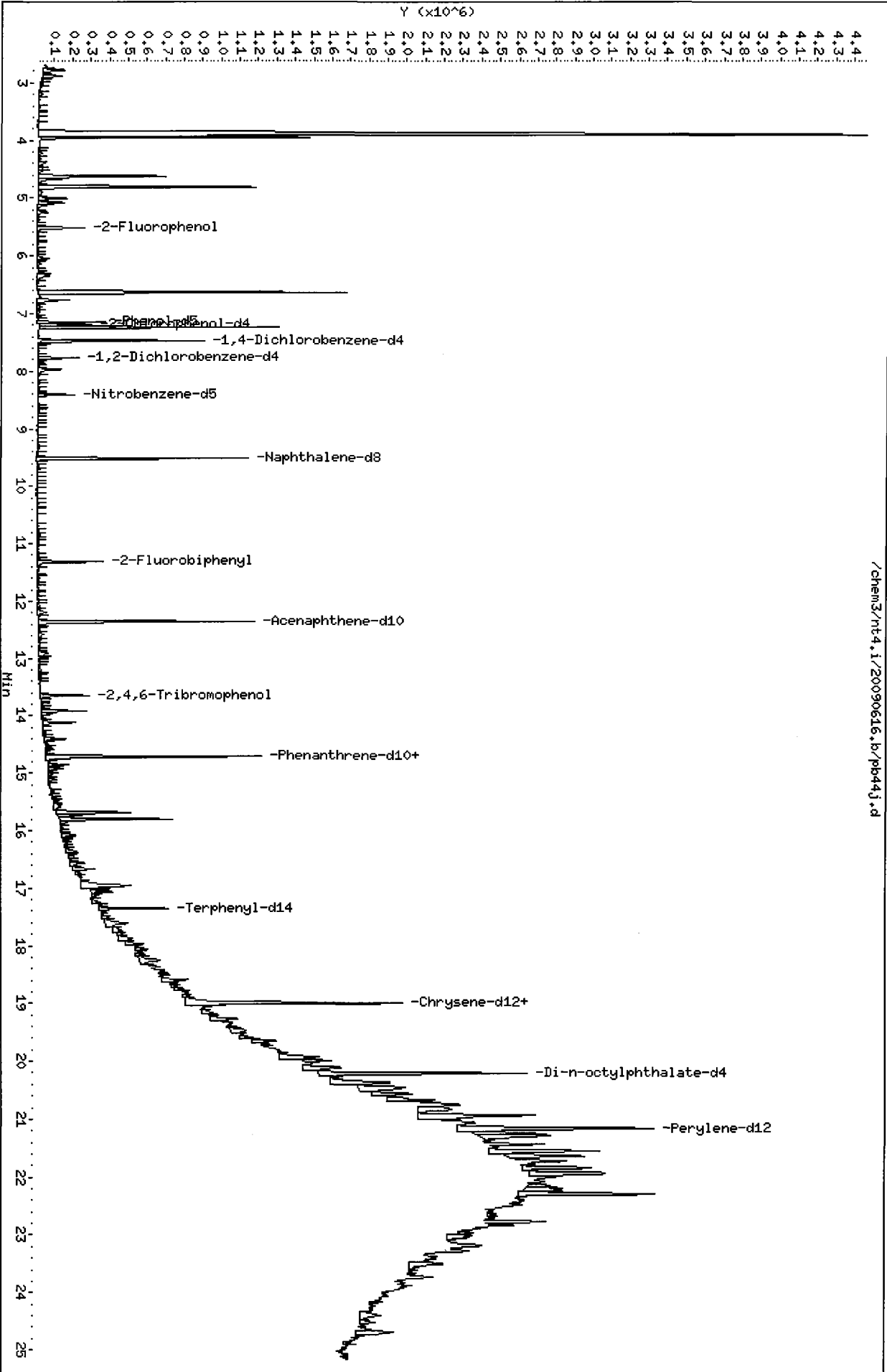
Client SDG: PB44
 Fraction: SV
 Client Smp ID: 3SED7-A
 Operator: LJR/VTS
 SampleType: SAMPLE
 Quant Type: ISTD

SURROGATE COMPOUND	CONC ADDED ug/kg	CONC RECOVERED ug/kg	% RECOVERED	LIMITS
\$ 1 2-Fluorophenol	774.5	462.7	59.74	21-100
\$ 2 Phenol-d5	774.5	467.1	60.30	10-100
\$ 5 2-Chlorophenol-d4	774.5	485.1	62.63	30-100
\$ 10 1,2-Dichlorobenzen	516.3	284.4	55.08	24-100
\$ 18 Nitrobenzene-d5	516.3	334.8	64.84	26-100
\$ 36 2-Fluorobiphenyl	516.3	366.7	71.02	32-100
\$ 55 2,4,6-Tribromophen	774.5	671.9	86.75	33-118
\$ 66 Terphenyl-d14	516.3	358.9	69.50	21-97

Data File: /chem3/nt4.i/20090616.b/pb44j.d
Date: 16-JUN-2009 21:08
Client ID: 3SED7-A
Sample Info: PB44J,3
Volume Injected (uL): 1.0
Column phase: ZB-5

Instrument: nt4.i
Operator: LJR/VTS
Column diameter: 0.32

/chem3/nt4.i/20090616.b/pb44j.d



Date: 16-JUN-2009 21:08

Client ID: 3SED7-A

Instrument: nt4.i

Sample Info: PB44J,3

Volume Injected (uL): 1.0

Operator: LJR/VTS

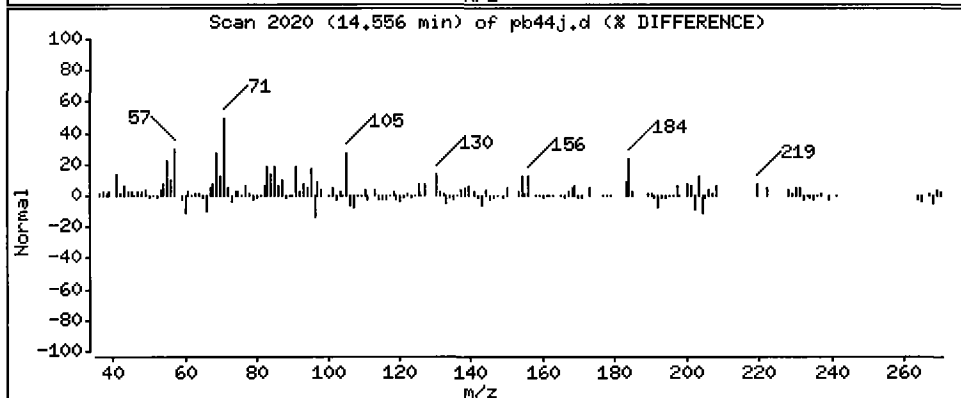
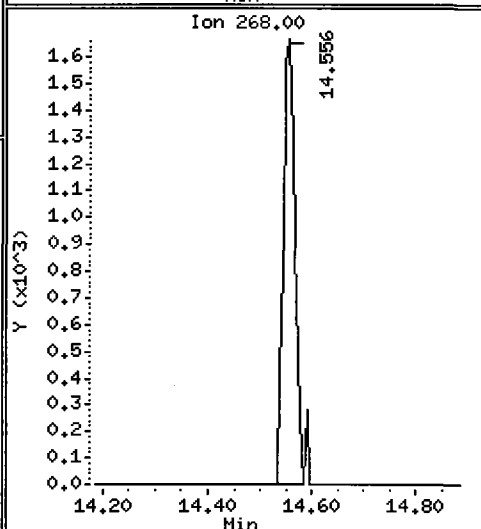
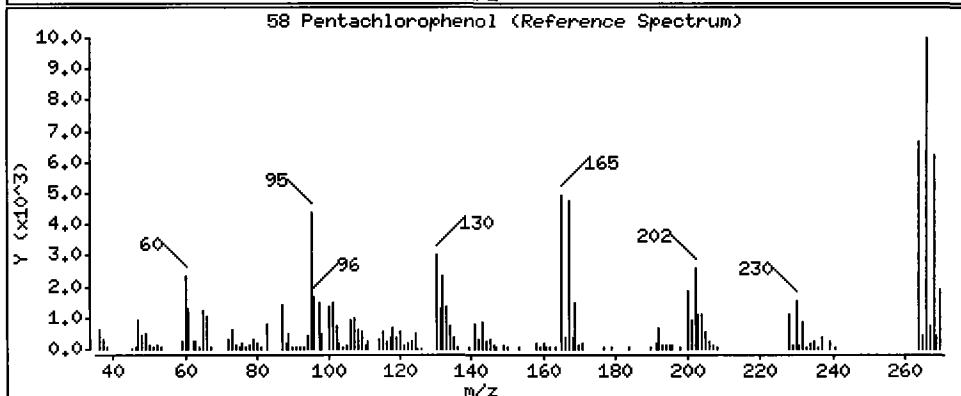
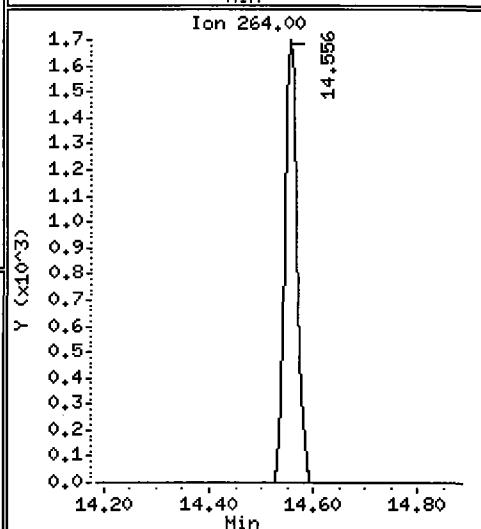
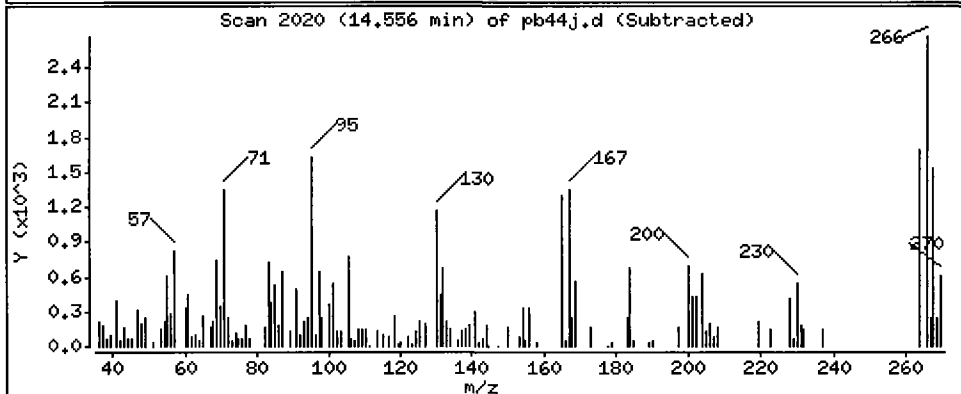
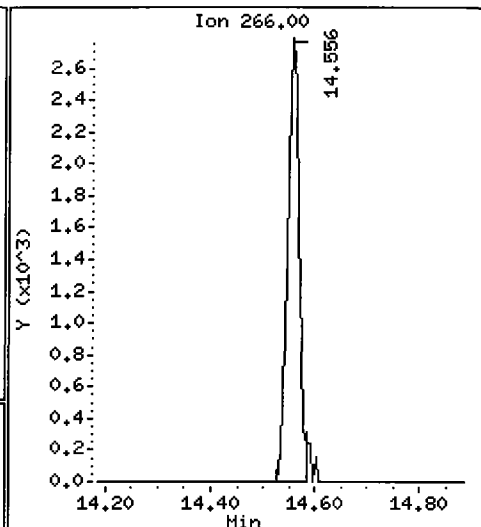
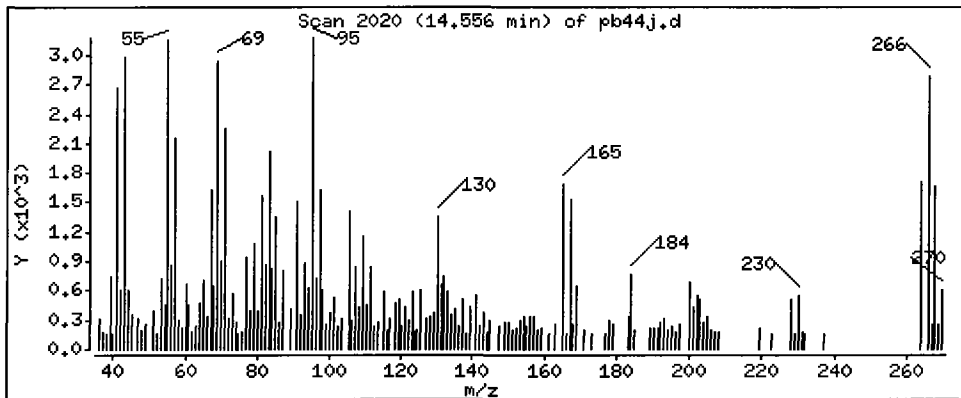
Column phase: ZB-5

Column diameter: 0.32

58 Pentachlorophenol

Concentration: 54.13 ug/kg

LMC



Date : 16-JUN-2009 21:08

Client ID: 3SED7-A

Instrument: nt4.i

Sample Info: PB44J,3

Volume Injected (uL): 1.0

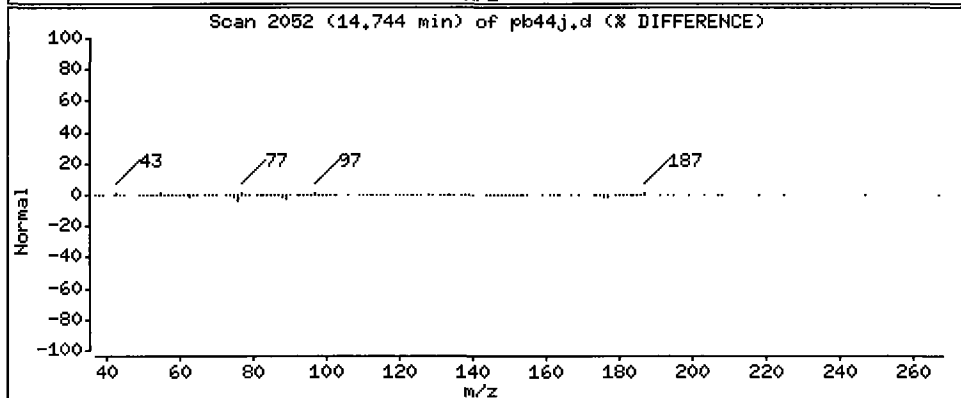
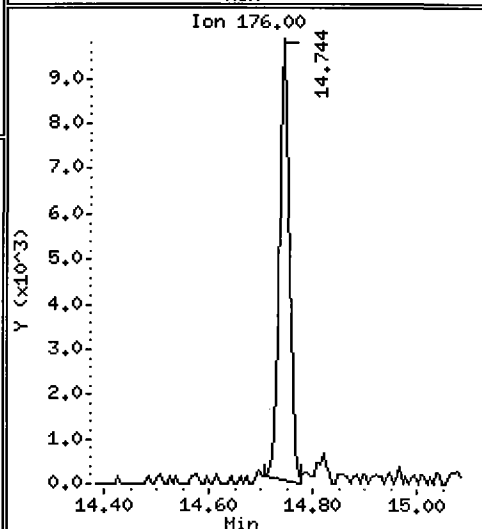
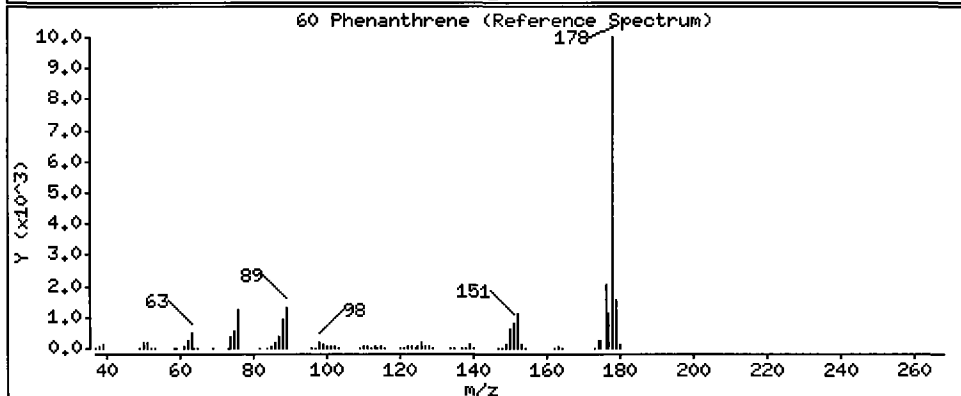
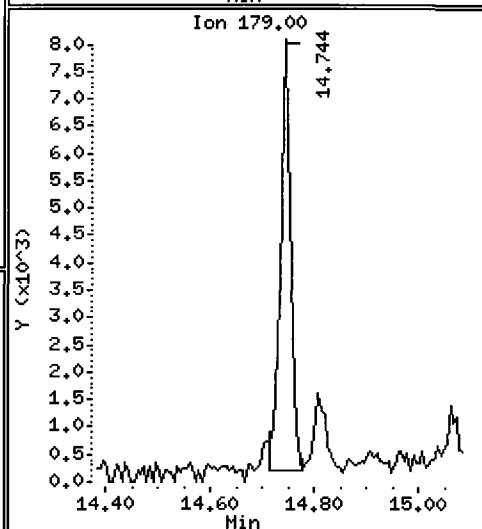
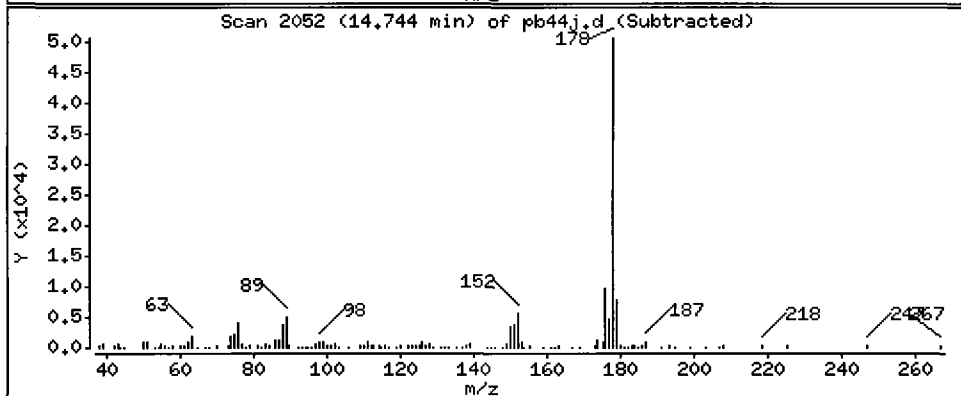
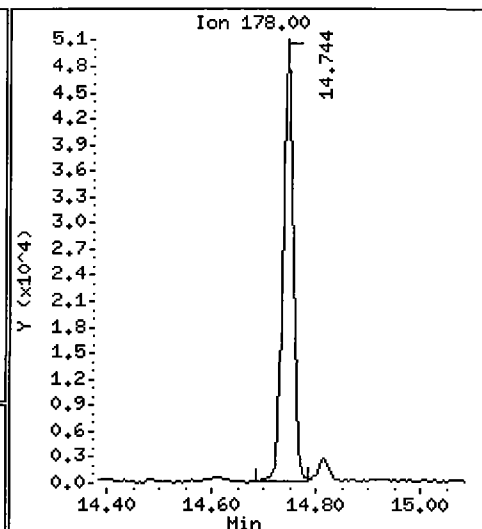
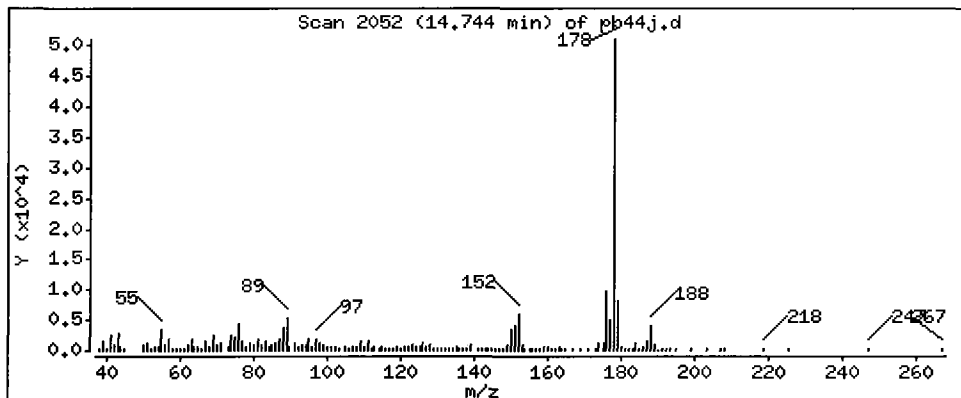
Operator: LJR/VTS

Column phase: ZB-5

Column diameter: 0.32

60 Phenanthrene

Concentration: 105.2 ug/kg



Date : 16-JUN-2009 21:08

Client ID: 3SED7-A

Instrument: nt4.i

Sample Info: PB44J,3

Volume Injected (uL): 1.0

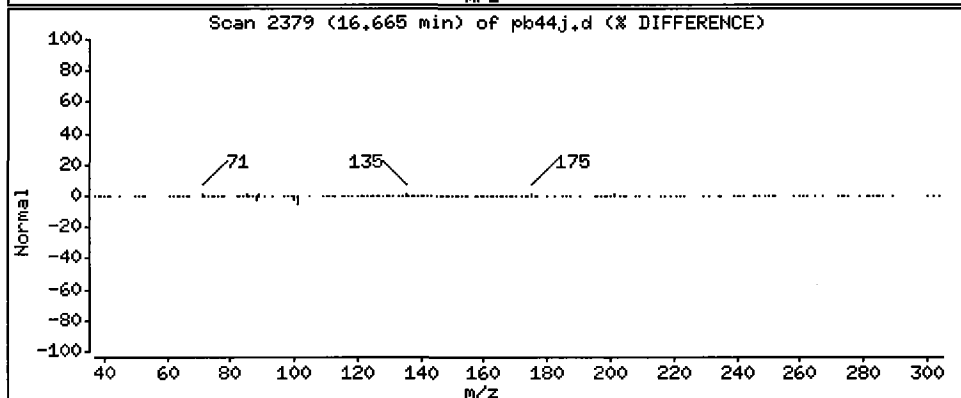
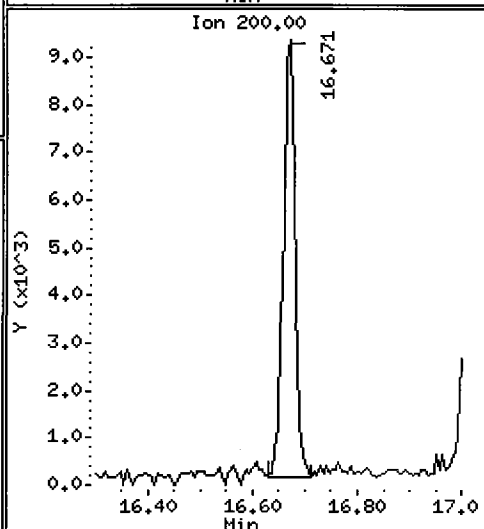
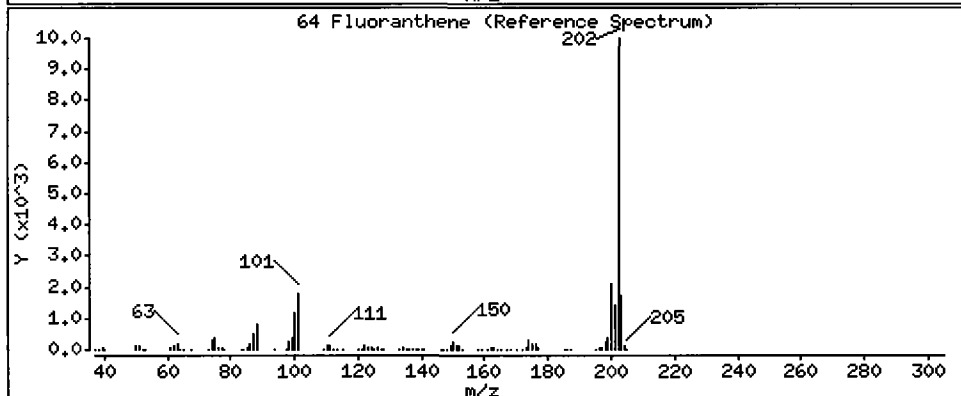
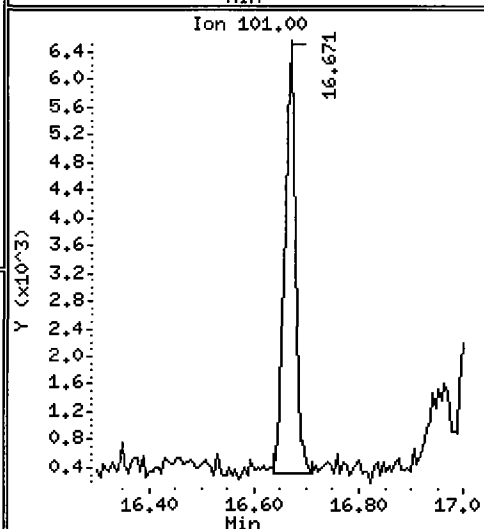
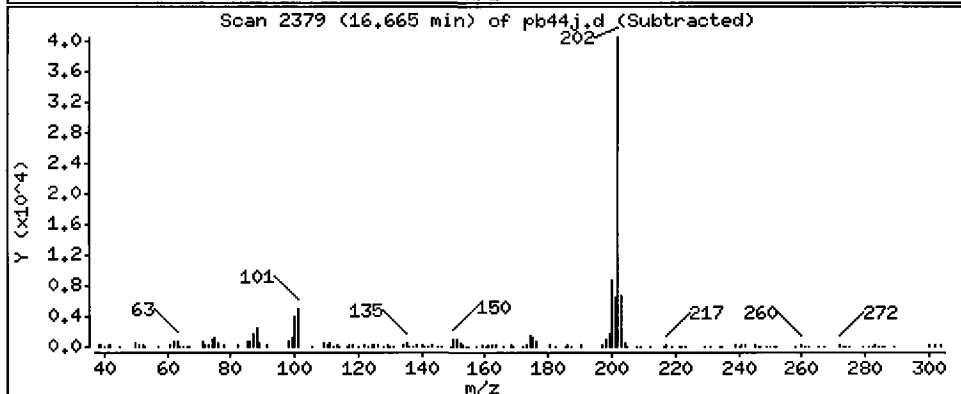
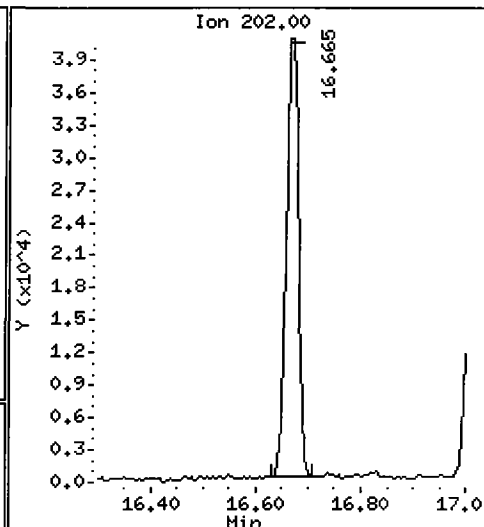
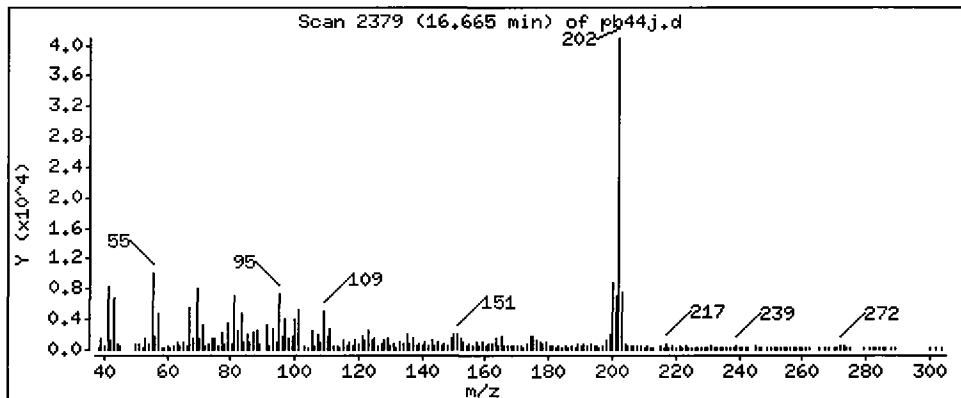
Operator: LJR/VTS

Column phase: ZB-5

Column diameter: 0,32

64 Fluoranthene

Concentration: 98,19 ug/kg



Date : 16-JUN-2009 21:08

Client ID: 3SED7-A

Instrument: nt4.i

Sample Info: PB44J,3

Volume Injected (uL): 1.0

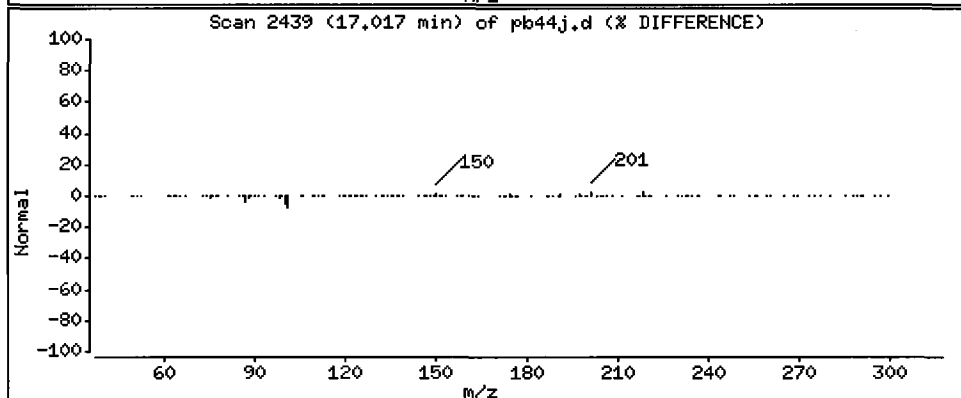
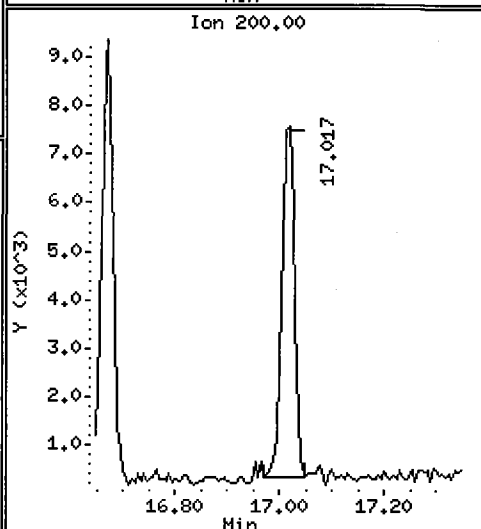
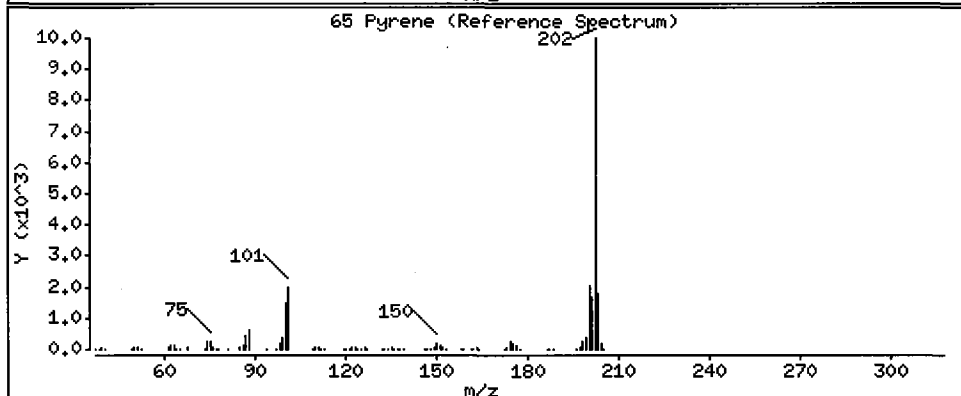
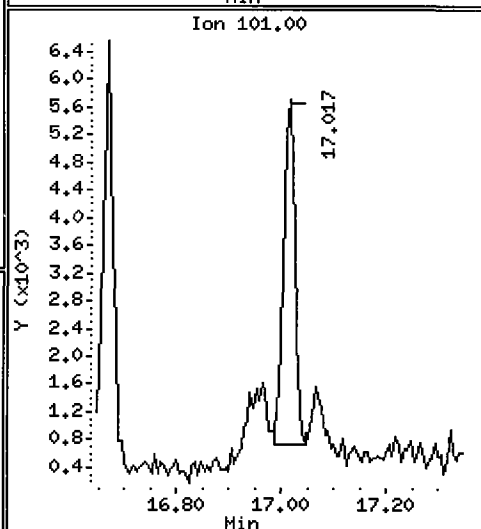
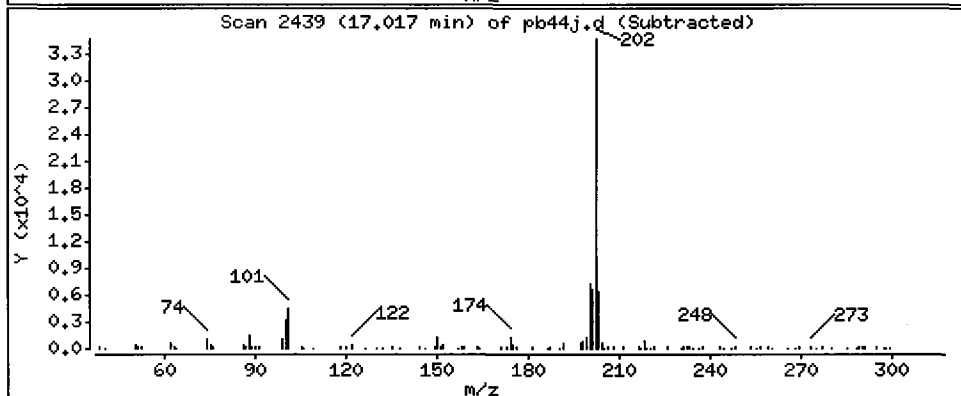
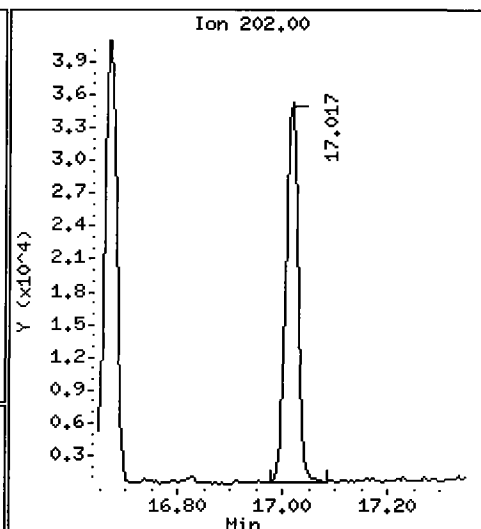
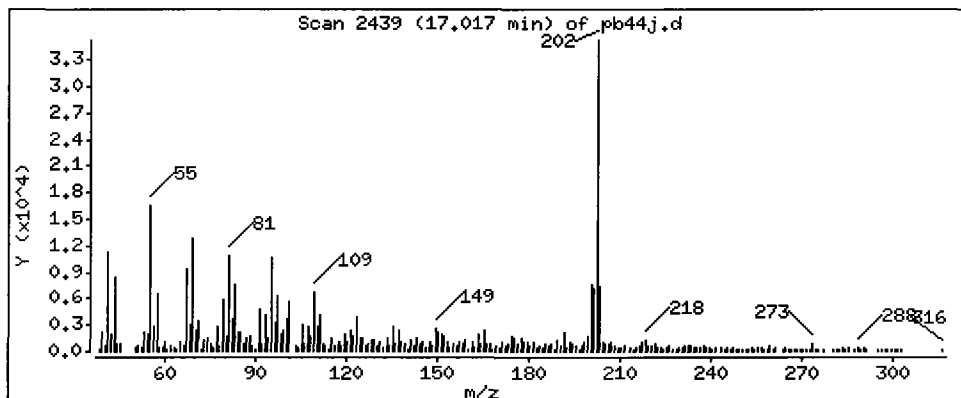
Operator: LJR/VTS

Column phase: ZB-5

Column diameter: 0.32

65 Pyrene

Concentration: 71.20 ug/kg



Date : 16-JUN-2009 21:08

Client ID: 3SED7-A

Instrument: nt4.i

Sample Info: PB44J,3

Volume Injected (uL): 1.0

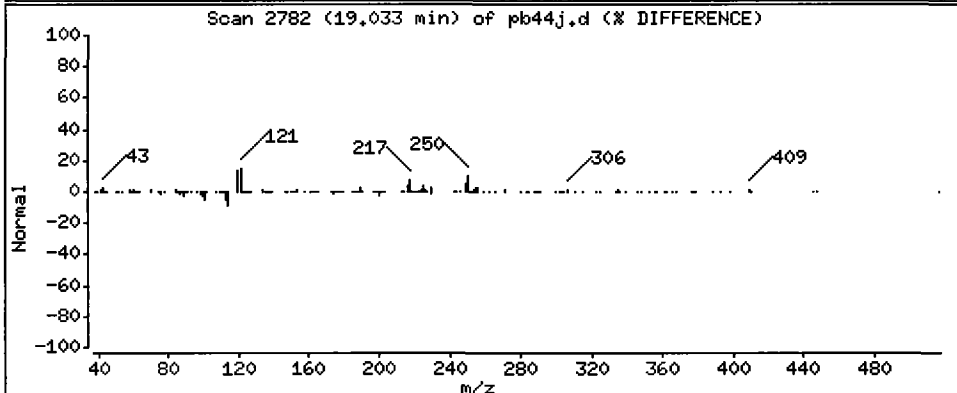
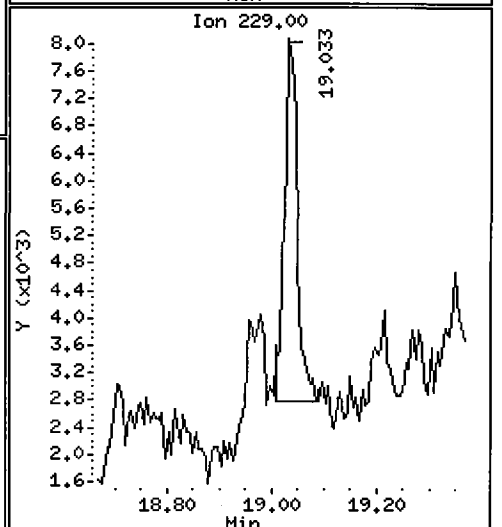
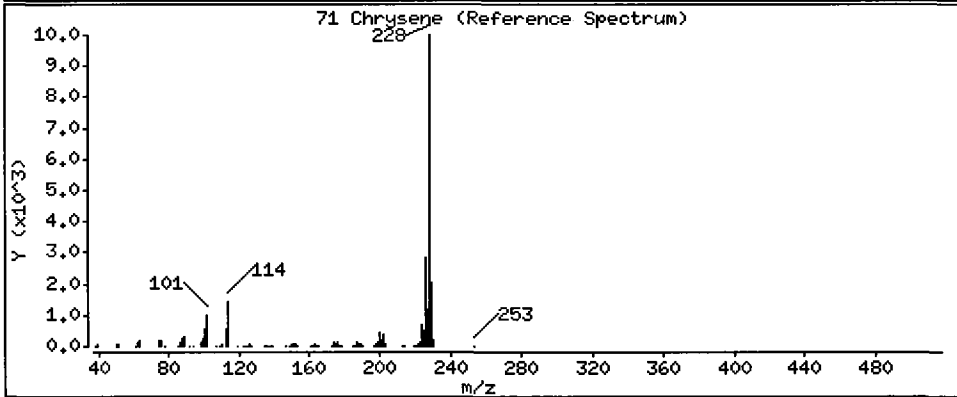
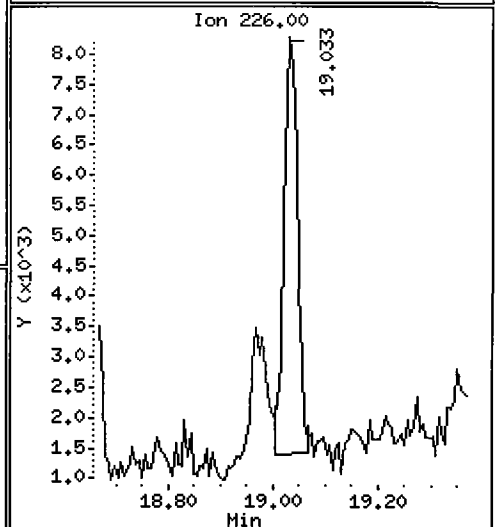
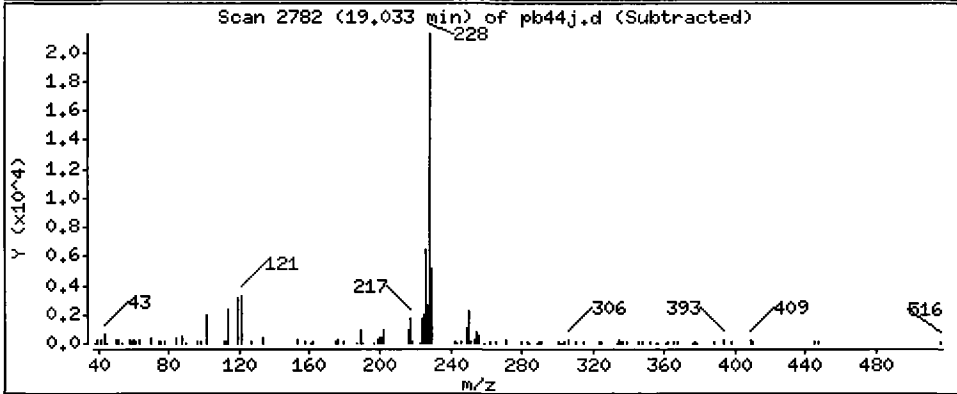
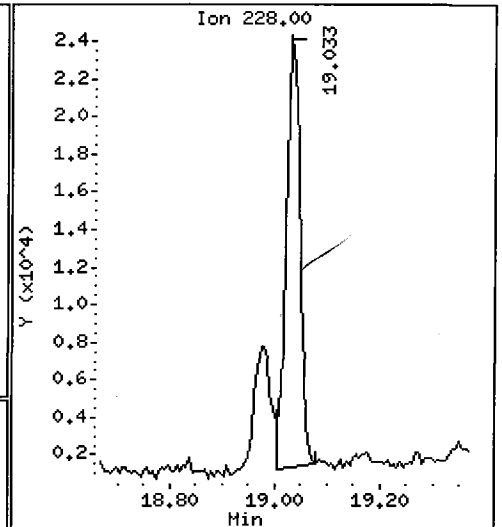
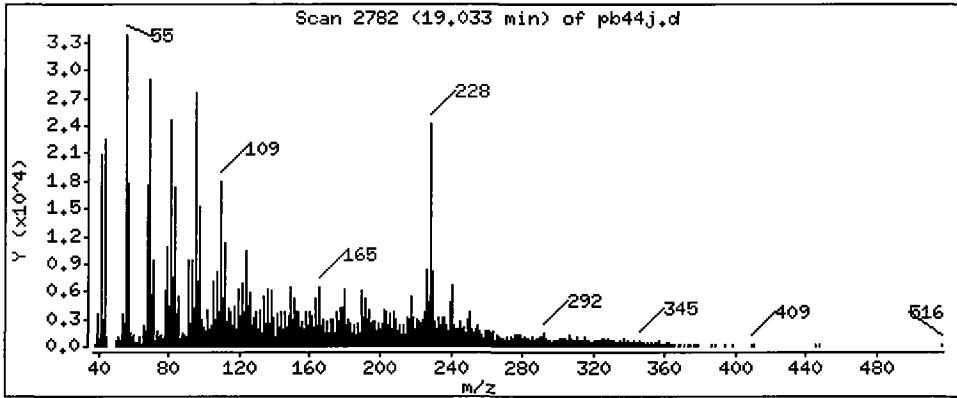
Operator: LJR/VTS

Column phase: ZB-5

Column diameter: 0,32

71 Chrysene

Concentration: 70,21 ug/kg



Date : 16-JUN-2009 21:08

Client ID: 3SED7-A

Instrument: nt4.i

Sample Info: PB44J,3

Volume Injected (uL): 1.0

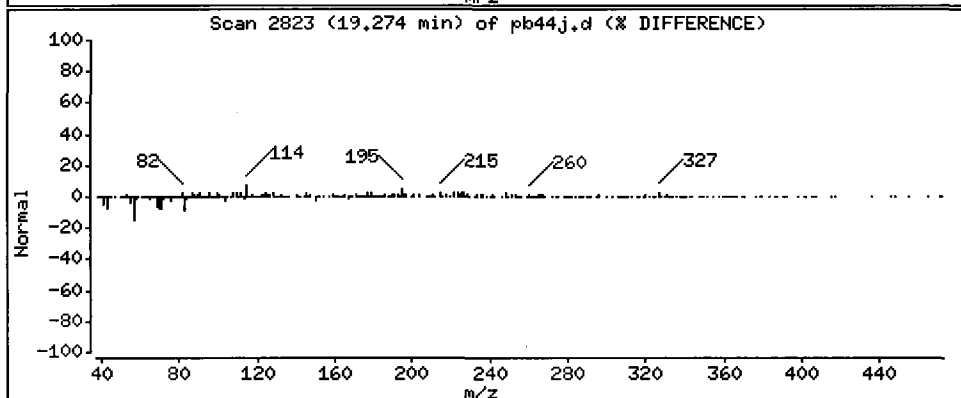
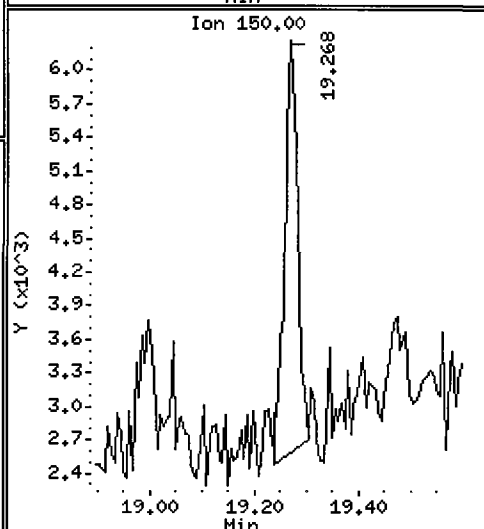
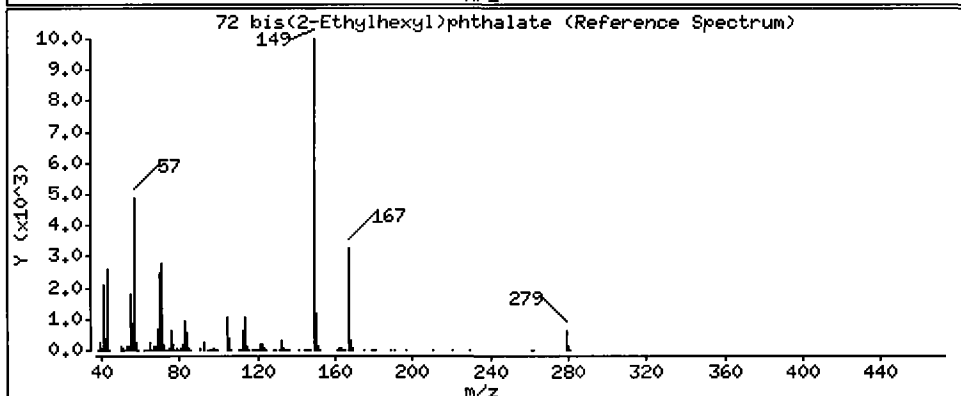
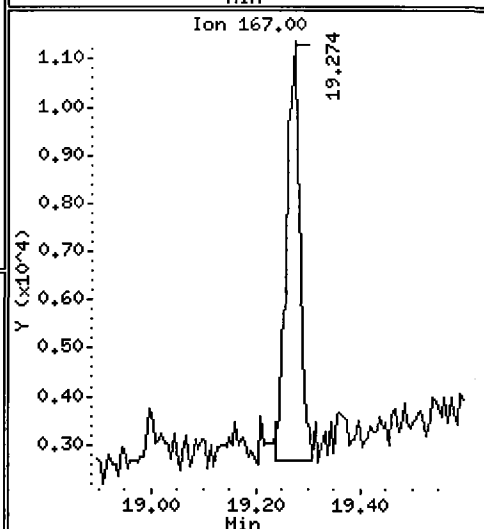
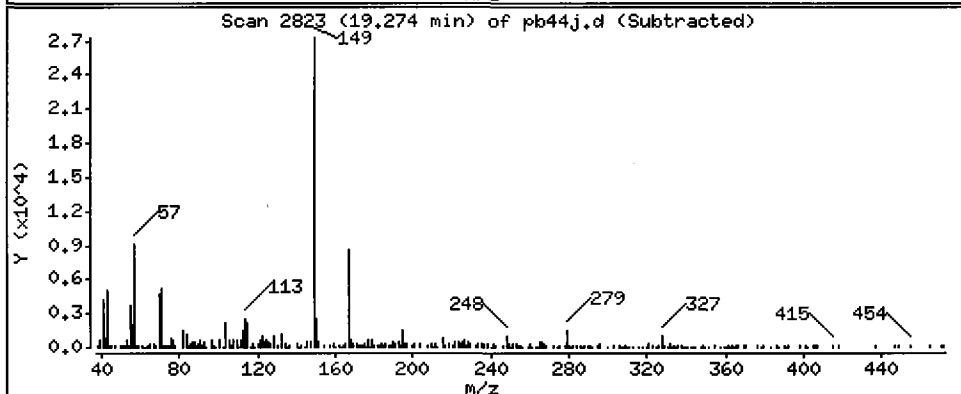
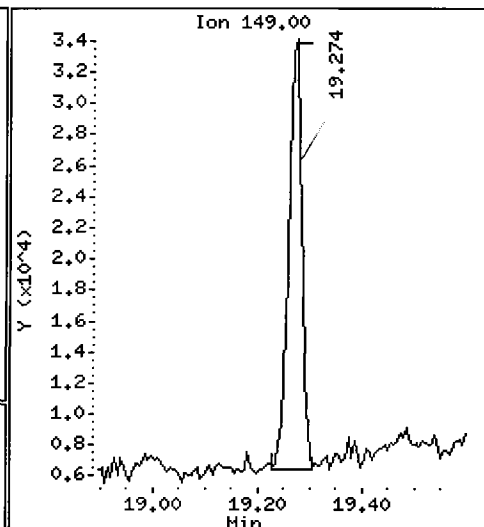
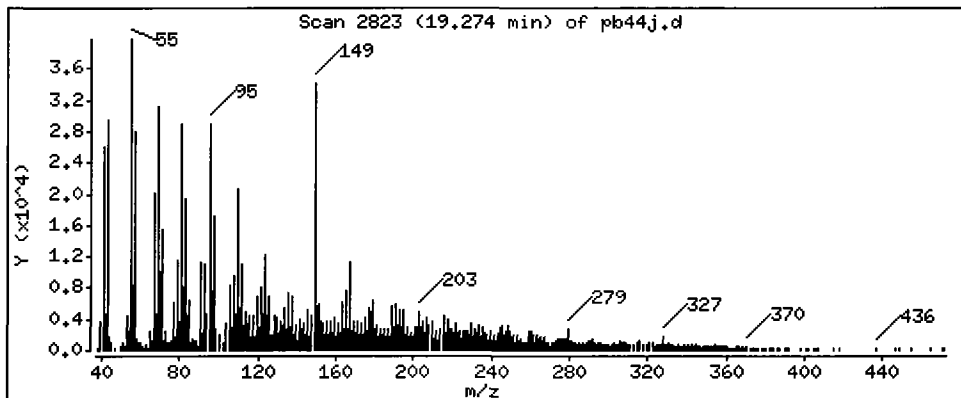
Operator: LJR/VTS

Column phase: ZB-5

Column diameter: 0.32

72 bis(2-Ethylhexyl)phthalate

Concentration: 98.21 ug/kg



Date : 16-JUN-2009 21:08

Client ID: 3SED7-A

Instrument: nt4.i

Sample Info: PB44J,3

Volume Injected (uL): 1.0

Operator: LJR/VTS

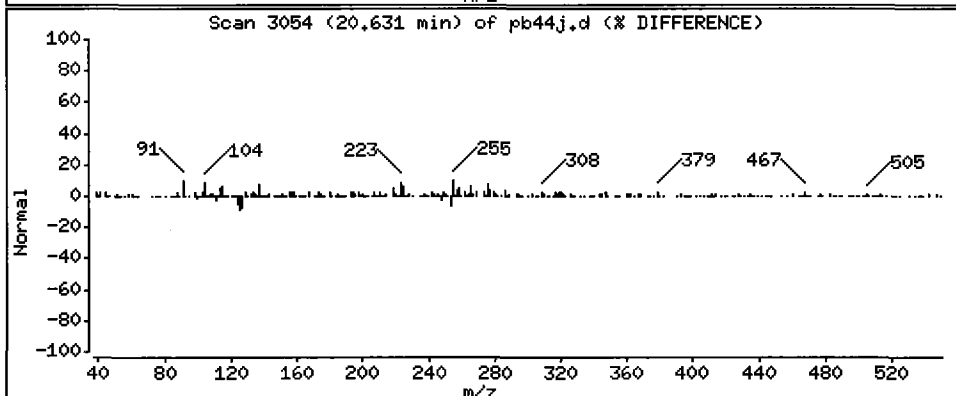
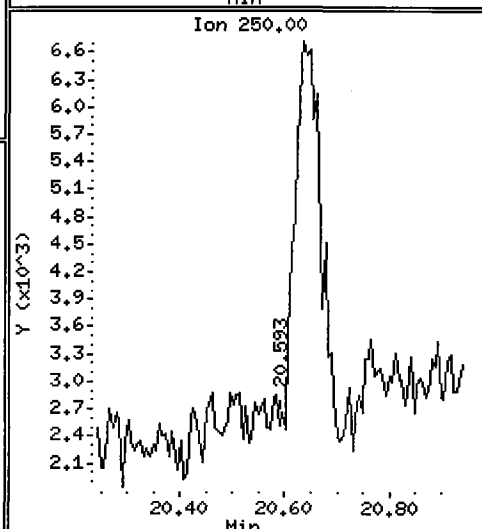
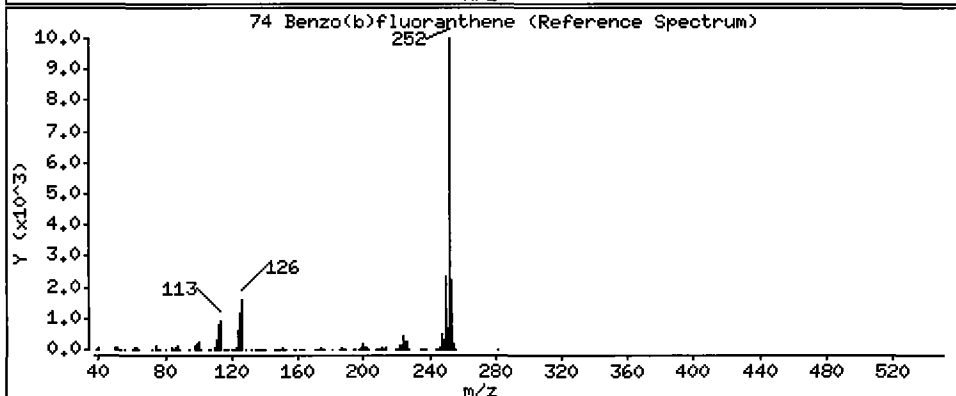
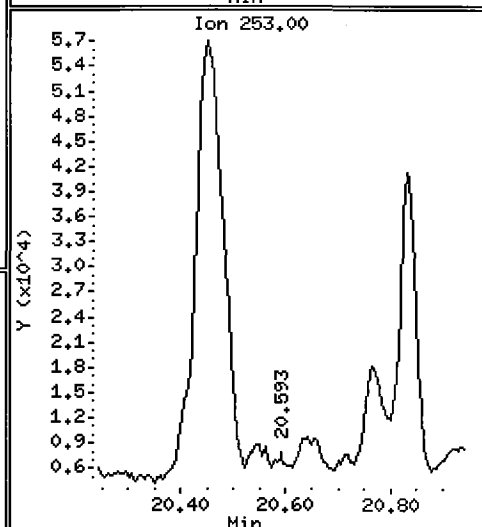
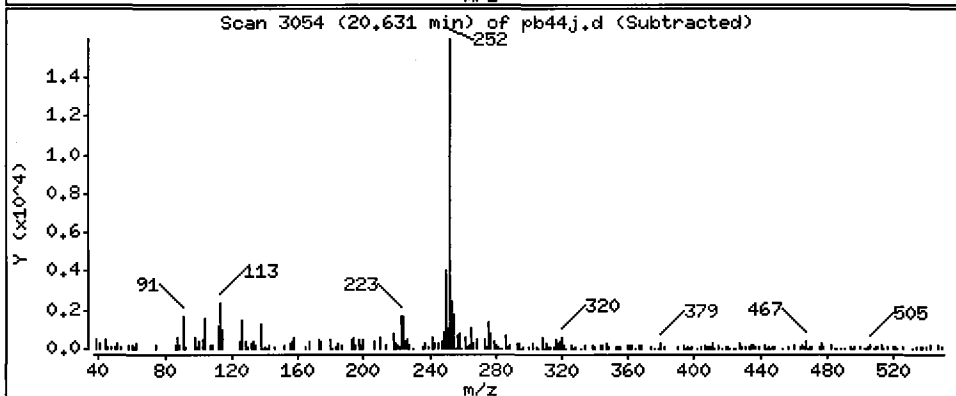
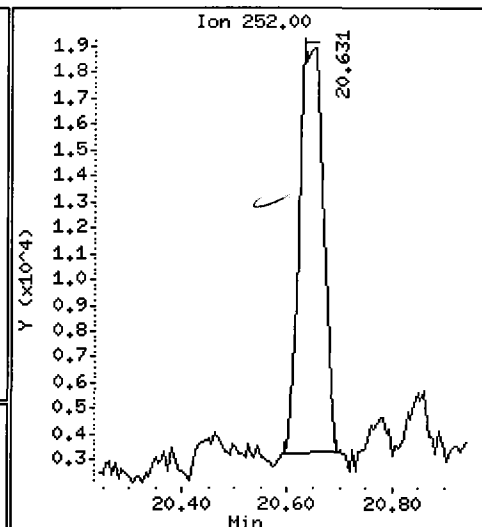
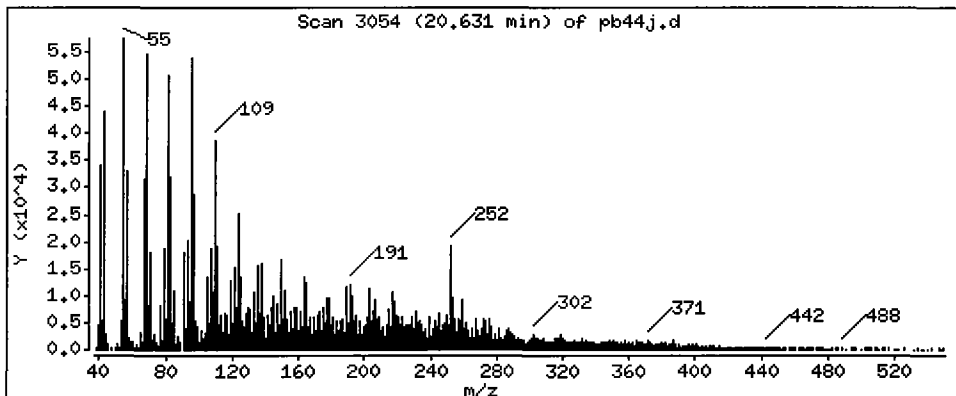
Column phase: ZB-5

Column diameter: 0.32

Handwritten signature

74 Benzo(b)fluoranthene

Concentration: 74.39 ug/kg



Date : 16-JUN-2009 21:08

Client ID: 3SED7-A

Instrument: nt4.i

Sample Info: PB44J,3

Volume Injected (uL): 1.0

Operator: LJR/VTS

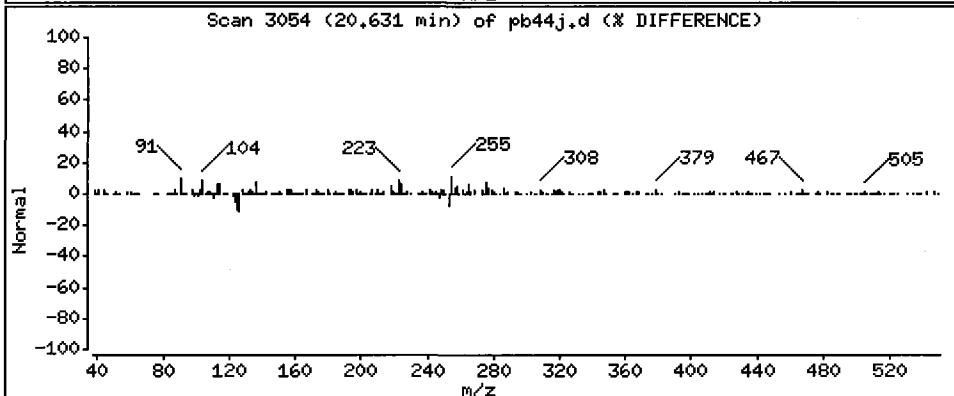
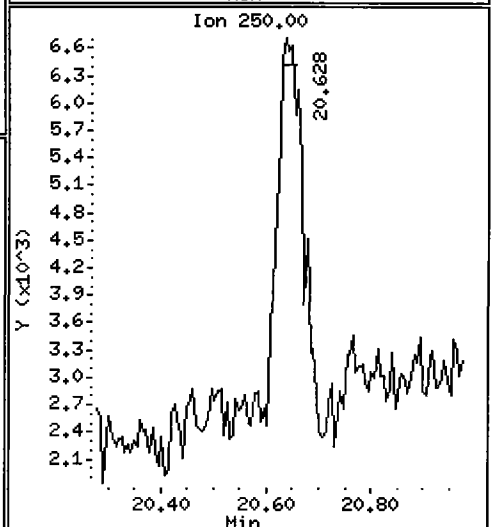
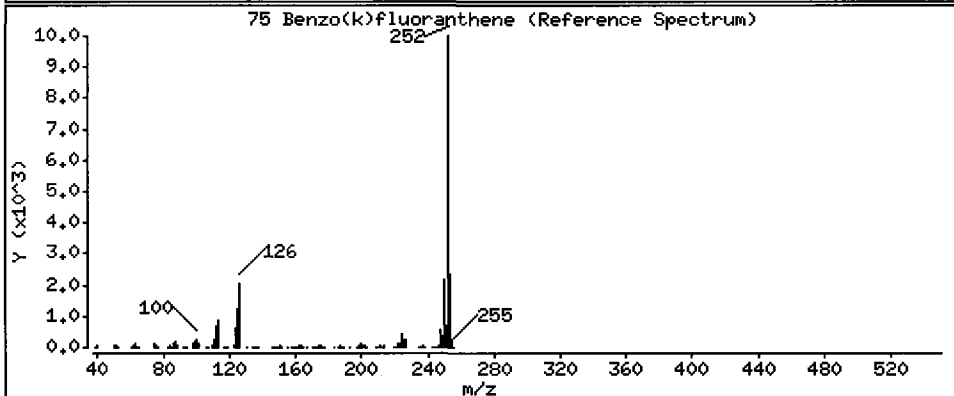
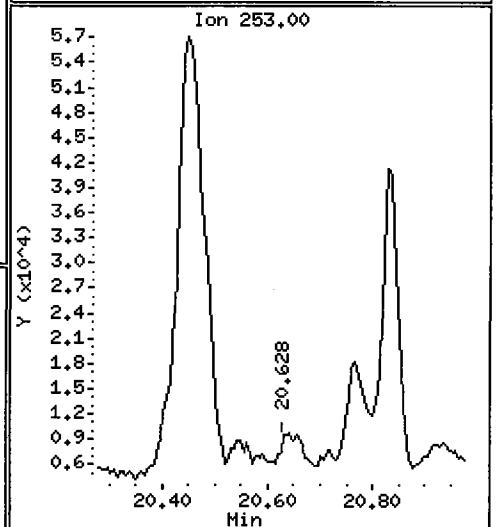
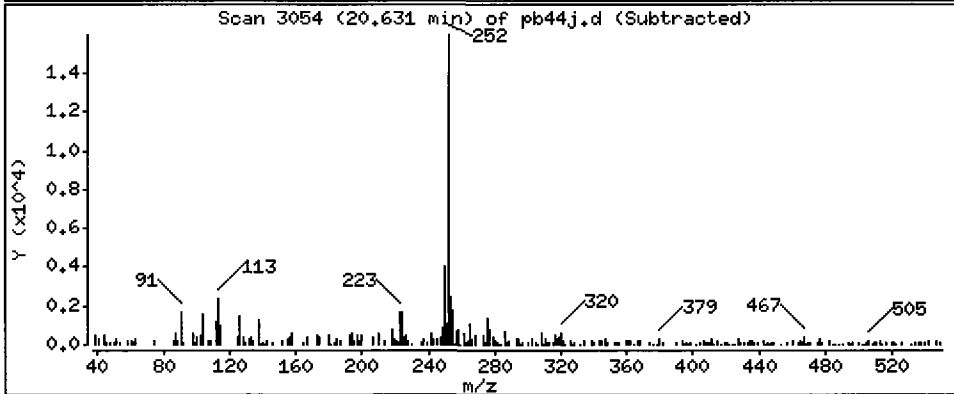
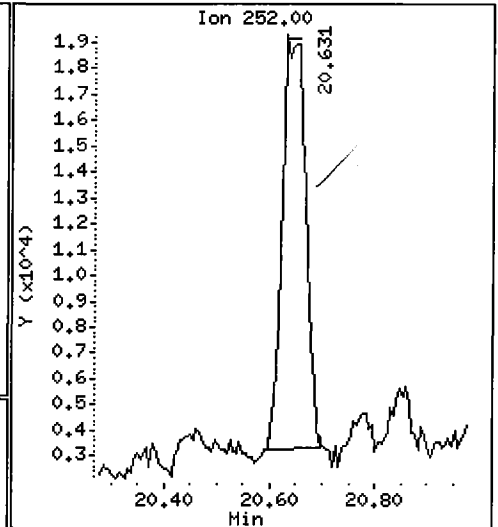
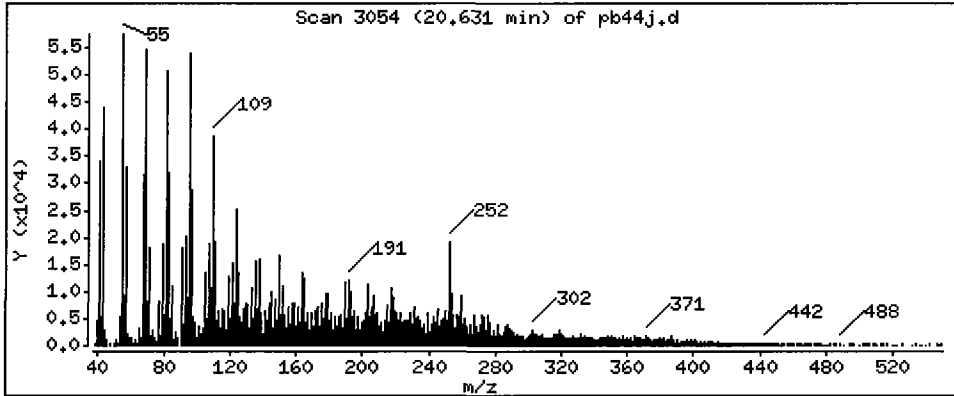
Column phase: ZB-5

Column diameter: 0.32

1/2 JLR

75 Benzo(k)fluoranthene

Concentration: 71.89 ug/kg



Date : 16-JUN-2009 21:08

Client ID: 3SED7-A

Instrument: nt4.i

Sample Info: PB44J,3

Volume Injected (uL): 1.0

Operator: LJR/VTS

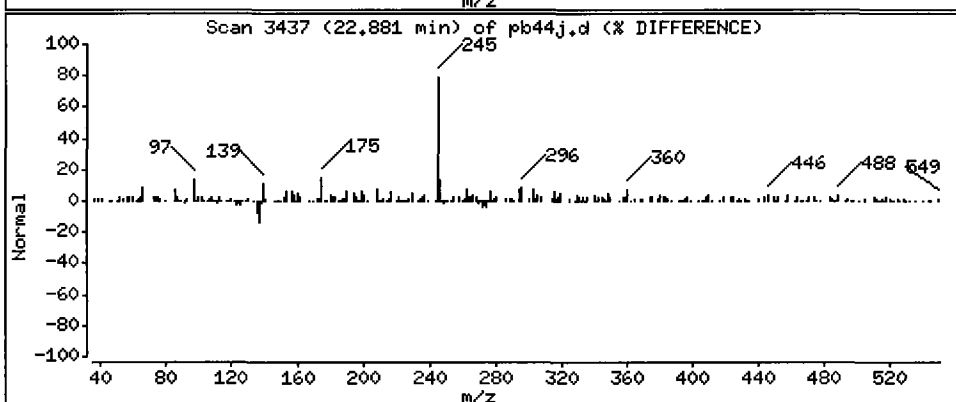
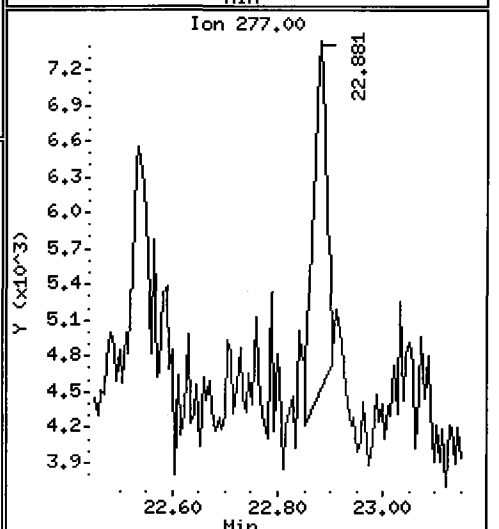
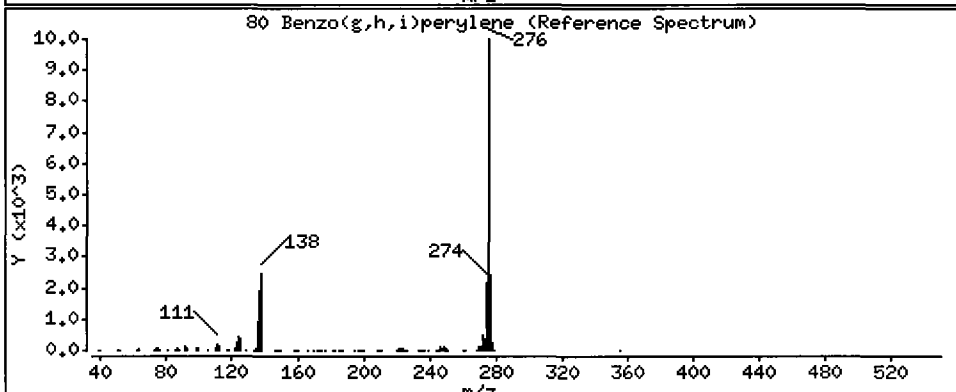
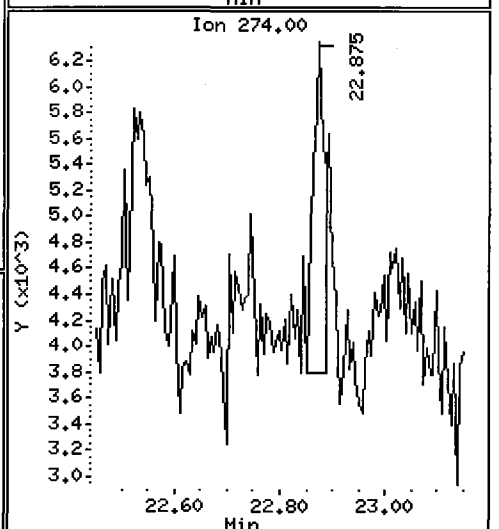
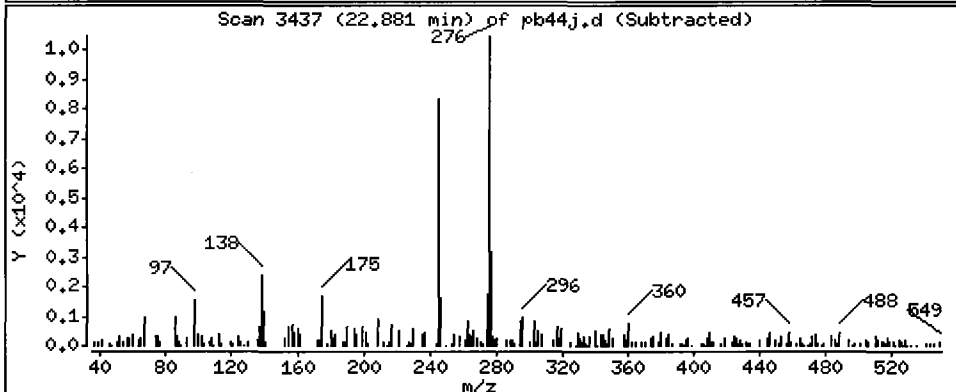
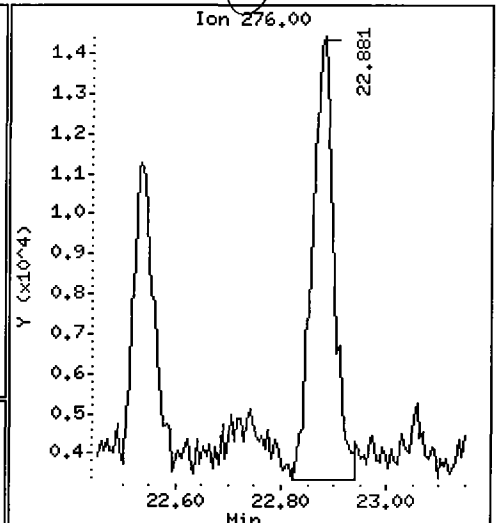
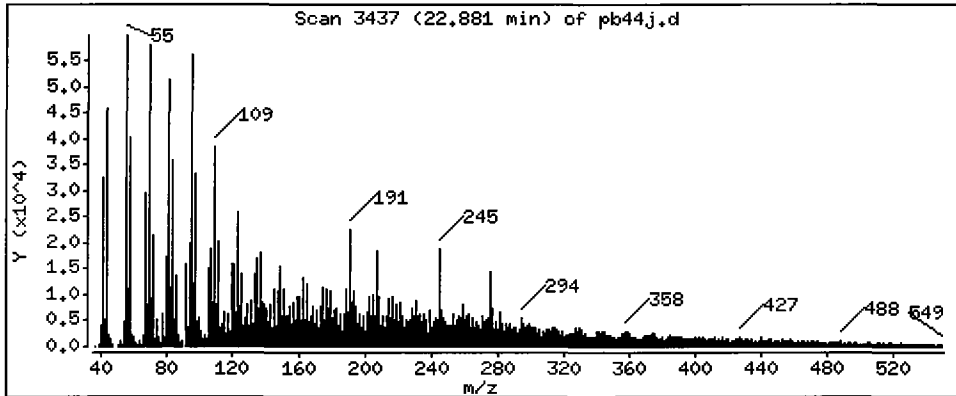
Column phase: ZB-5

Column diameter: 0,32

80 Benzo(g,h,i)perylene

Concentration: 46,50 ug/kg

GLR



ORGANICS ANALYSIS DATA SHEET

PSDDA Semivolatiles by SW8270D GC/MS

Page 1 of 1

Sample ID: 3SED7-B

SAMPLE

Lab Sample ID: PB44K

LIMS ID: 09-12797

Matrix: Sediment

Data Release Authorized: *[Signature]*

Reported: 06/17/09

QC Report No: PB44-ENVIRONMENTAL SCIENCE CORP.

Project: JELD-WEN NORD DOOR

NA

Date Sampled: 06/04/09

Date Received: 06/04/09

Date Extracted: 06/10/09

Date Analyzed: 06/16/09 21:43

Instrument/Analyst: NT4/LJR

GPC Cleanup: Yes

Sample Amount: 25.4 g-dry-wt

Final Extract Volume: 0.5 mL

Dilution Factor: 1.00

Percent Moisture: 49.6%

CAS Number	Analyte	RL	Result
108-95-2	Phenol	20	< 20 U
541-73-1	1,3-Dichlorobenzene	20	< 20 U
106-46-7	1,4-Dichlorobenzene	20	< 20 U
100-51-6	Benzyl Alcohol	20	< 20 U
95-50-1	1,2-Dichlorobenzene	20	< 20 U
95-48-7	2-Methylphenol	20	< 20 U
106-44-5	4-Methylphenol	20	< 20 U
67-72-1	Hexachloroethane	20	< 20 U
105-67-9	2,4-Dimethylphenol	20	< 20 U
65-85-0	Benzoic Acid	200	< 200 U
120-82-1	1,2,4-Trichlorobenzene	20	< 20 U
91-20-3	Naphthalene	20	< 20 U
87-68-3	Hexachlorobutadiene	20	< 20 U
91-57-6	2-Methylnaphthalene	20	< 20 U
131-11-3	Dimethylphthalate	20	< 20 U
208-96-8	Acenaphthylene	20	< 20 U
83-32-9	Acenaphthene	20	< 20 U
132-64-9	Dibenzofuran	20	< 20 U
84-66-2	Diethylphthalate	20	< 20 U
86-73-7	Fluorene	20	< 20 U
86-30-6	N-Nitrosodiphenylamine	20	< 20 U
118-74-1	Hexachlorobenzene	20	< 20 U
87-86-5	Pentachlorophenol	98	< 98 U
85-01-8	Phenanthrene	20	55
120-12-7	Anthracene	20	20
84-74-2	Di-n-Butylphthalate	20	< 20 U
206-44-0	Fluoranthene	20	160
129-00-0	Pyrene	20	110
85-68-7	Butylbenzylphthalate	20	< 20 U
56-55-3	Benzo (a) anthracene	20	61
117-81-7	bis (2-Ethylhexyl)phthalate	20	140
218-01-9	Chrysene	20	130
117-84-0	Di-n-Octyl phthalate	20	< 20 U
205-99-2	Benzo (b) fluoranthene	20	63
207-08-9	Benzo (k) fluoranthene	20	63
50-32-8	Benzo (a) pyrene	20	46
193-39-5	Indeno (1,2,3-cd)pyrene	20	26
53-70-3	Dibenz (a,h) anthracene	20	9.8 J
191-24-2	Benzo (g,h,i)perylene	20	33
90-12-0	1-Methylnaphthalene	20	< 20 U

Reported in µg/kg (ppb)

Semivolatile Surrogate Recovery

d5-Nitrobenzene	57.6%	2-Fluorobiphenyl	66.4%
d14-p-Terphenyl	67.2%	d4-1,2-Dichlorobenzene	48.4%
d5-Phenol	67.5%	2-Fluorophenol	57.9%
2,4,6-Tribromophenol	89.1%	d4-2-Chlorophenol	69.1%

Analytical Resources, Inc.

Semivolatiles Report SW846 Method 8270D

Data file : /chem3/nt4.i/20090616.b/pb44k.d
 Lab Smp Id: PB44K Client Smp ID: 3SED7-B
 Inj Date : 16-JUN-2009 21:43
 Operator : LJR/VTS Inst ID: nt4.i
 Smp Info : PB44K
 Misc Info : 09-12797
 Comment : 1ul Injection
 Method : /chem3/nt4.i/20090616.b/SW846.m
 Meth Date : 17-Jun-2009 10:11 jeff Quant Type: ISTD
 Cal Date : 08-MAY-2009 15:22 Cal File: c800508.d
 Als bottle: 16
 Dil Factor: 1.00000
 Integrator: HP RTE Compound Sublist: PSSDA.sub
 Target Version: 3.50

LJR
6/17/09

Concentration Formula: Amt * DF * Vt / (Ws * (100 - M) / 100) * CpndVariable

Name	Value	Description
DF	1.00000	Dilution Factor
Vt	500.00000	Volume of final extract (uL)
Ws	50.50000	Weight of sample extracted (g)
M	49.60000	% Moisture

Cpnd Variable

Local Compound Variable

Compounds	QUANT SIG	RT	EXP RT	REL RT	RESPONSE	CONCENTRATIONS	
						ON-COLUMN (ug/mL)	FINAL (ug/kg)
\$ 1 2-Fluorophenol	112	5.532	5.475	(0.739)	296302	21.7308	426.9
\$ 2 Phenol-d5	99	7.206	7.091	(0.963)	469162	25.2685	496.4
3 Phenol	94	7.230	7.114	(0.966)	11530	0.54359	10.68
\$ 5 2-Chlorophenol-d4	132	7.218	7.167	(0.965)	296709	25.8749	508.3
4 Bis(2-Chloroethyl) ether	93	Compound Not Detected.					
6 2-Chlorophenol	128	Compound Not Detected.					
7 1,3-Dichlorobenzene	146	Compound Not Detected.					
* 8 1,4-Dichlorobenzene-d4	152	7.482	7.461	(1.000)	177960	20.0000	
9 1,4-Dichlorobenzene	146	Compound Not Detected.					
\$ 10 1,2-Dichlorobenzene-d4	152	7.776	7.761	(1.039)	101041	12.0650	237.1
12 1,2-Dichlorobenzene	146	Compound Not Detected.					
11 Benzyl alcohol	108	Compound Not Detected.					
14 2,2'-oxybis(1-Chloropropane)	45	Compound Not Detected.					
13 2-Methylphenol	108	Compound Not Detected.					
17 Hexachloroethane	117	Compound Not Detected.					

Compounds	QUANT SIG MASS	RT	EXP RT	REL RT	RESPONSE	CONCENTRATIONS	
						ON-COLUMN (ug/mL)	FINAL (ug/kg)
16 N-Nitroso-di-n-propylamine	70						
15 4-Methylphenol	108						
\$ 18 Nitrobenzene-d5	82	8.417	8.401	(0.884)	266159	14.4224	283.3
19 Nitrobenzene	77						
20 Isophorone	82						
21 2-Nitrophenol	139						
22 2,4-Dimethylphenol	107						
23 Bis(2-Chloroethoxy)methane	93						
24 Benzoic acid	105						
25 2,4-Dichlorophenol	162						
26 1,2,4-Trichlorobenzene	180						
* 27 Naphthalene-d8	136	9.521	9.506	(1.000)	650344	20.0000	
28 Naphthalene	128						
29 4-Chloroaniline	127						
30 Hexachlorobutadiene	225						
31 4-Chloro-3-methylphenol	107						
32 2-Methylnaphthalene	141						
33 Hexachlorocyclopentadiene	237						
34 2,4,6-Trichlorophenol	196						
35 2,4,5-Trichlorophenol	196						
\$ 36 2-Fluorobiphenyl	172	11.319	11.309	(0.915)	476397	16.6267	326.6
37 2-Chloronaphthalene	162						
38 2-Nitroaniline	65						
39 Dimethylphthalate	163						
40 Acenaphthylene	152						
41 2,6-Dinitrotoluene	165						
* 42 Acenaphthene-d10	164	12.365	12.344	(1.000)	378005	20.0000	
43 3-Nitroaniline	138						
44 Acenaphthene	153						
45 2,4-Dinitrophenol	184						
46 Dibenzofuran	168						
47 4-Nitrophenol	109						
48 2,4-Dinitrotoluene	165						
50 Diethylphthalate	149						
49 Fluorene	166						
51 4-Chlorophenyl-phenylether	204						
52 4-Nitroaniline	138						
53 4,6-Dinitro-2-methylphenol	198						
54 N-Nitrosodiphenylamine	169						
\$ 55 2,4,6-Tribromophenol	330	13.657	13.636	(1.105)	116743	33.4202	656.7
56 4-Bromophenyl-phenylether	248						
57 Hexachlorobenzene	284						
58 Pentachlorophenol	266	14.562	14.535	(0.989)	2645	0.53282	10.47 <i>LDL</i>
* 59 Phenanthrene-d10	188	14.721	14.694	(1.000)	650814	20.0000	
60 Phenanthrene	178	14.750	14.735	(1.002)	115666	2.78475	54.71
61 Anthracene	178	14.821	14.805	(1.007)	42265	1.00244	19.69
62 Carbazole	167						

Compounds	QUANT SIG MASS	RT	EXP RT	REL RT	RESPONSE	CONCENTRATIONS		
						ON-COLUMN (ug/mL)	FINAL (ug/kg)	
63 Di-n-butylphthalate	149	15.872	15.845	(1.078)	28146	0.61088 LNL	12.00 <i>LNL</i>	
64 Fluoranthene	202	16.683	16.650	(1.133)	327843	7.95975	156.4	
65 Pyrene	202	17.030	16.997	(0.895)	300517	5.80642	114.1	
\$ 66 Terphenyl-d14	244	17.371	17.338	(0.913)	520227	16.8425	330.9	
67 Butylbenzylphthalate	149	Compound Not Detected.						
68 Benzo(a)anthracene	228	18.992	18.948	(0.998)	129342	3.11700	61.23	
* 69 Chrysene-d12	240	19.022	18.977	(1.000)	601142	20.0000		
70 3,3'-Dichlorobenzidine	252	Compound Not Detected.						
71 Chrysene	228	19.051	19.018	(1.002)	277077	6.82808	134.1	
72 bis(2-Ethylhexyl)phthalate	149	19.286	19.247	(0.954)	220394	7.28804	143.2	
* 134 Di-n-octylphthalate-d4	153	20.220	20.181	(1.000)	935029	20.0000		
73 Di-n-octylphthalate	149	Compound Not Detected.						
74 Benzo(b)fluoranthene	252	20.655	20.593	(0.975)	274571	6.50272	127.7 3.177	
75 Benzo(k)fluoranthene	252	20.655	20.628	(0.975)	274571	6.28382	123.4 3.197	
76 Benzo(a)pyrene	252	21.096	21.027	(0.996)	89249	2.36470	46.45 (H)	
* 77 Perylene-d12	264	21.178	21.110	(1.000)	604278	20.0000		
78 Indeno(1,2,3-cd)pyrene	276	22.559	22.467	(1.065)	63567	1.34122	26.35	
79 Dibenzo(a,h)anthracene	278	22.582	22.496	(1.066)	19334	0.50035 LNL	9.829 (MH)	
80 Benzo(g,h,i)perylene	276	22.911	22.802	(1.082)	71411	1.66725	32.75	
90 N-Nitrosodimethylamine	74	Compound Not Detected.						
91 Aniline	93	6.989	7.020	(0.934)	22862	0.94016 LNL	18.47 (M)	
93 Benzidine	184	Compound Not Detected.						
103 Pyridine	79	Compound Not Detected.						
105 1-methylnaphthalene	141	Compound Not Detected.						
111 Azobenzene (1,2-DP-Hydrazine)	77	Compound Not Detected.						

QC Flag Legend

M - Compound response manually integrated.
 H - Operator selected an alternate compound hit.

Analytical Resources, Inc.

INTERNAL STANDARD COMPOUNDS
 AREA AND RT SUMMARY

Instrument ID: nt4.i
 Lab File ID: pb44k.d
 Lab Smp Id: PB44K
 Analysis Type: SV
 Quant Type: ISTD
 Operator: LJR/VTS
 Method File: /chem3/nt4.i/20090616.b/SW846.m
 Misc Info: 09-12797

Calibration Date: 16-JUN-2009
 Calibration Time: 13:06
 Client Smp ID: 3SED7-B
 Level: LOW
 Sample Type: Sediment

Test Mode:
 Use Initial Calibration Level 4.

COMPOUND	STANDARD	AREA LIMIT		SAMPLE	%DIFF
		LOWER	UPPER		
8 1,4-Dichlorobenze	180629	90314	361258	177960	-1.48
27 Naphthalene-d8	633172	316586	1266344	650344	2.71
42 Acenaphthene-d10	336916	168458	673832	378005	12.20
59 Phenanthrene-d10	514258	257129	1028516	650814	26.55
69 Chrysene-d12	376875	188438	753750	601142	59.51
134 Di-n-octylphthala	640574	320287	1281148	935029	45.97
77 Perylene-d12	383864	191932	767728	604278	57.42

COMPOUND	STANDARD	RT LIMIT		SAMPLE	%DIFF
		LOWER	UPPER		
8 1,4-Dichlorobenze	7.46	6.96	7.96	7.48	0.29
27 Naphthalene-d8	9.51	9.01	10.01	9.52	0.16
42 Acenaphthene-d10	12.34	11.84	12.84	12.36	0.17
59 Phenanthrene-d10	14.69	14.19	15.19	14.72	0.18
69 Chrysene-d12	18.98	18.48	19.48	19.02	0.24
134 Di-n-octylphthala	20.18	19.68	20.68	20.22	0.19
77 Perylene-d12	21.11	20.61	21.61	21.18	0.32

AREA UPPER LIMIT = +100% of internal standard area.
 AREA LOWER LIMIT = - 50% of internal standard area.
 RT UPPER LIMIT = + 0.50 minutes of internal standard RT.
 RT LOWER LIMIT = - 0.50 minutes of internal standard RT.

Analytical Resources, Inc.

RECOVERY REPORT

Client Name: ESC
 Sample Matrix: SOLID
 Lab Smp Id: PB44K
 Level: LOW
 Data Type: MS DATA
 SpikeList File: PSDDALCS.spk
 Sublist File: PSDDA.sub
 Method File: /chem3/nt4.i/20090616.b/SW846.m
 Misc Info: 09-12797

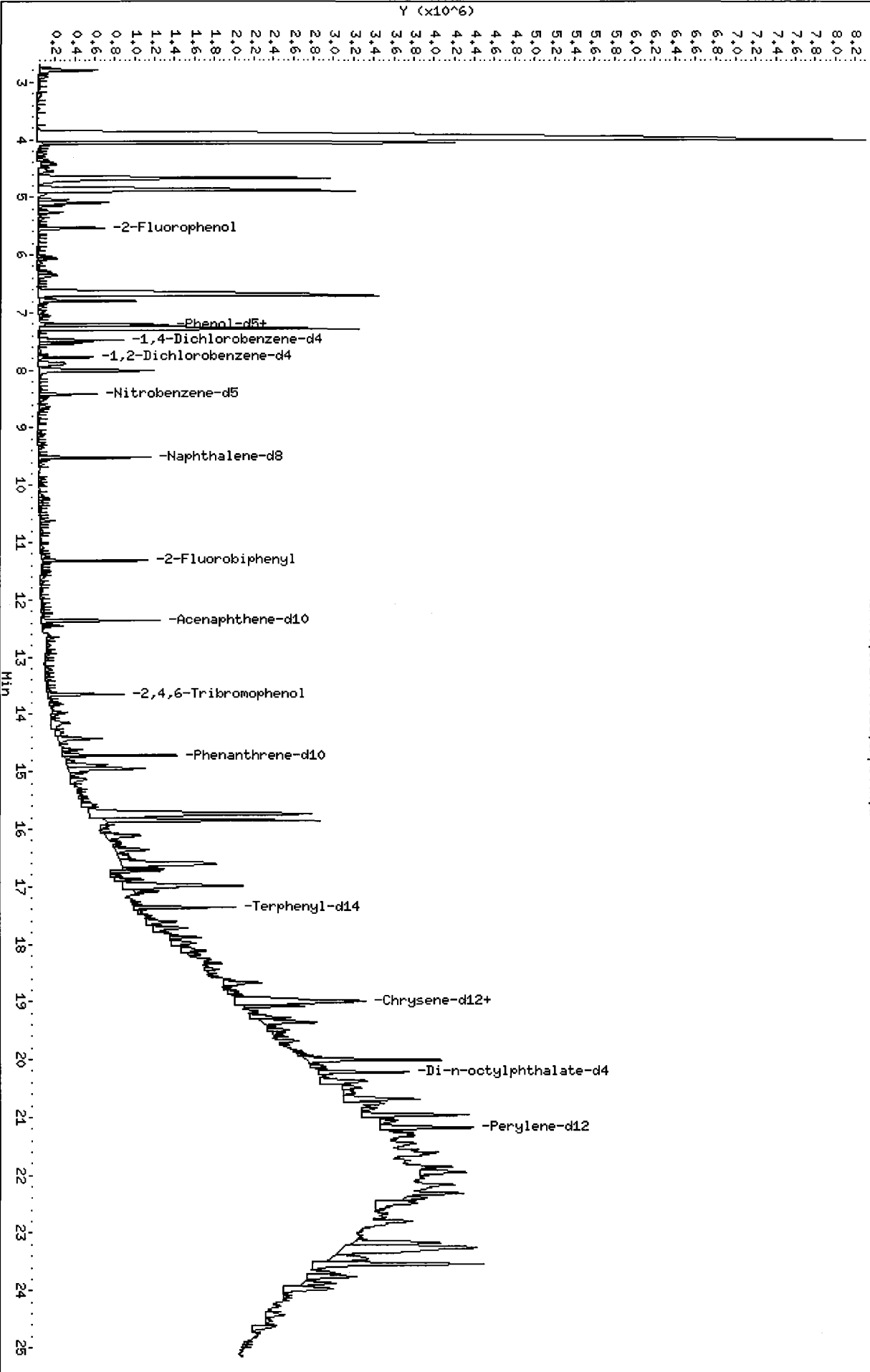
Client SDG: PB44
 Fraction: SV
 Client Smp ID: 3SED7-B
 Operator: LJR/VTS
 SampleType: SAMPLE
 Quant Type: ISTD

SURROGATE COMPOUND	CONC ADDED ug/kg	CONC RECOVERED ug/kg	% RECOVERED	LIMITS
\$ 1 2-Fluorophenol	736.7	426.9	57.95	21-100
\$ 2 Phenol-d5	736.7	496.4	67.38	10-100
\$ 5 2-Chlorophenol-d4	736.7	508.3	69.00	30-100
\$ 10 1,2-Dichlorobenzen	491.1	237.1	48.28	24-100
\$ 18 Nitrobenzene-d5	491.1	283.3	57.69	26-100
\$ 36 2-Fluorobiphenyl	491.1	326.6	66.51	32-100
\$ 55 2,4,6-Tribromophen	736.7	656.7	89.15	33-118
\$ 66 Terphenyl-d14	491.1	330.9	67.37	21-97

Data File: /chem3/nt4.1/20090616.b/pb44k.d
Date: 16-JUN-2009 21:43
Client ID: 3SED7-B
Sample Info: PB44k
Volume Injected (uL): 1.0
Column phase: ZB-5

Instrument: nt4.i
Operator: LJR/VTS
Column diameter: 0.32

/chem3/nt4.1/20090616.b/pb44k.d



Date : 16-JUN-2009 21:43

Client ID: 3SED7-B

Instrument: nt4.i

Sample Info: PB44K

Volume Injected (uL): 1.0

Operator: LJR/VTS

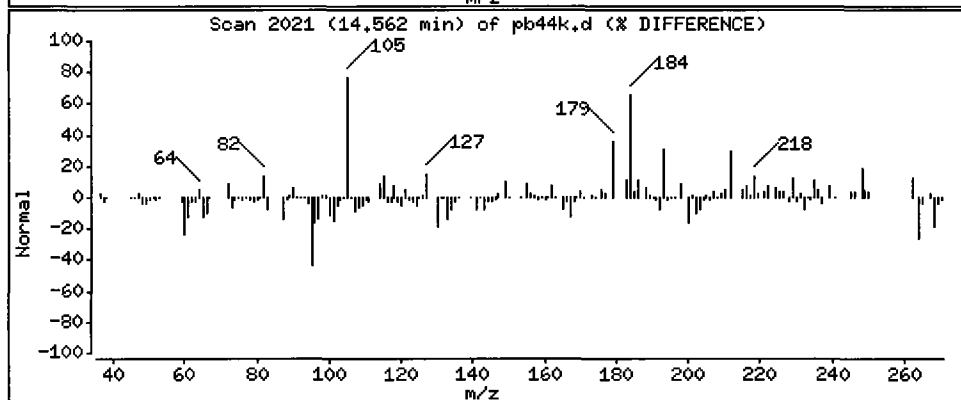
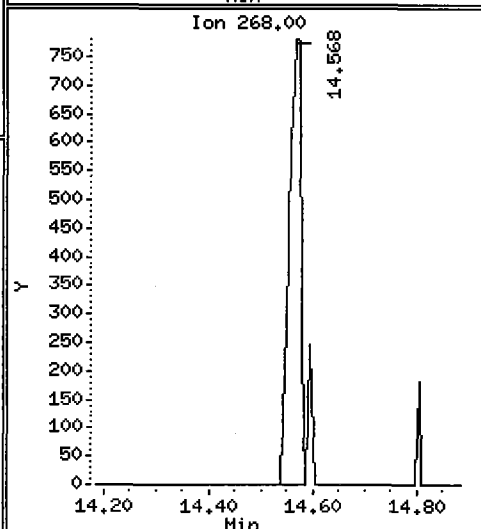
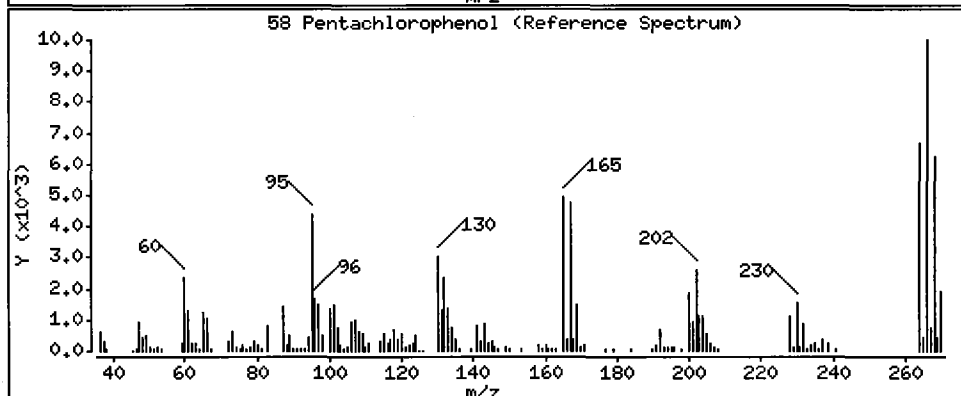
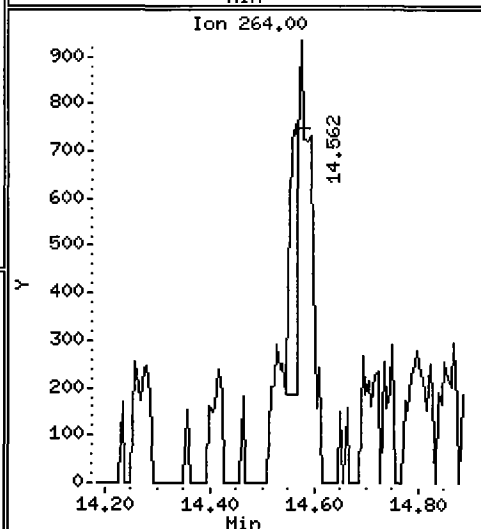
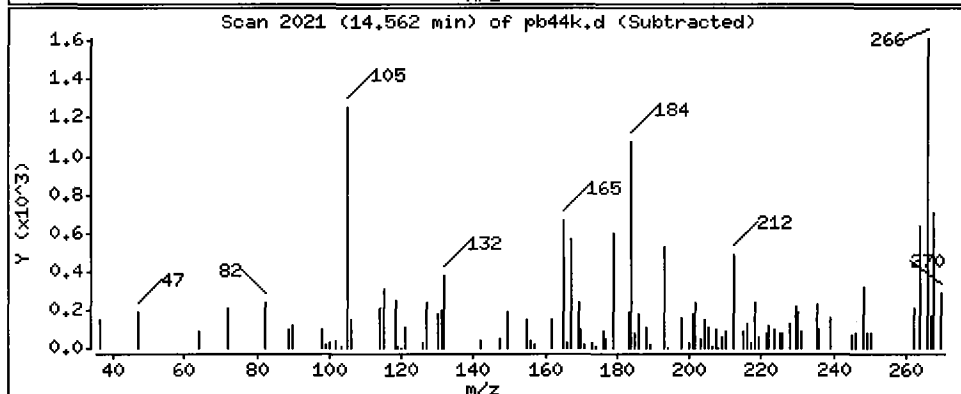
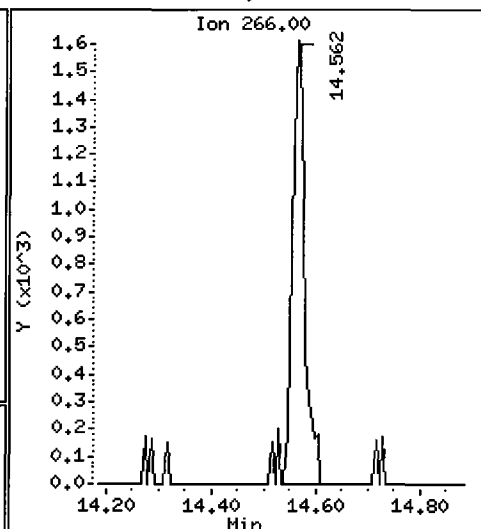
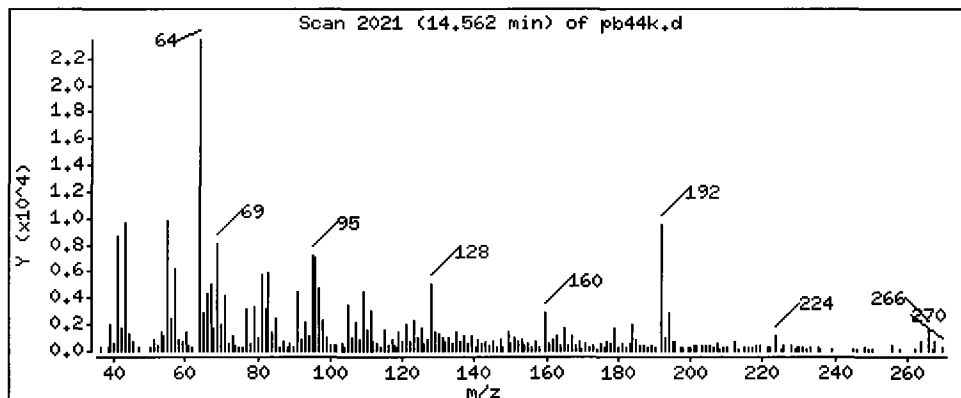
Column phase: ZB-5

Column diameter: 0.32

58 Pentachlorophenol

Concentration: 10.47 ug/kg

LJR



Date : 16-JUN-2009 21:43

Client ID: 3SED7-B

Instrument: nt4.i

Sample Info: PB44K

Volume Injected (uL): 1.0

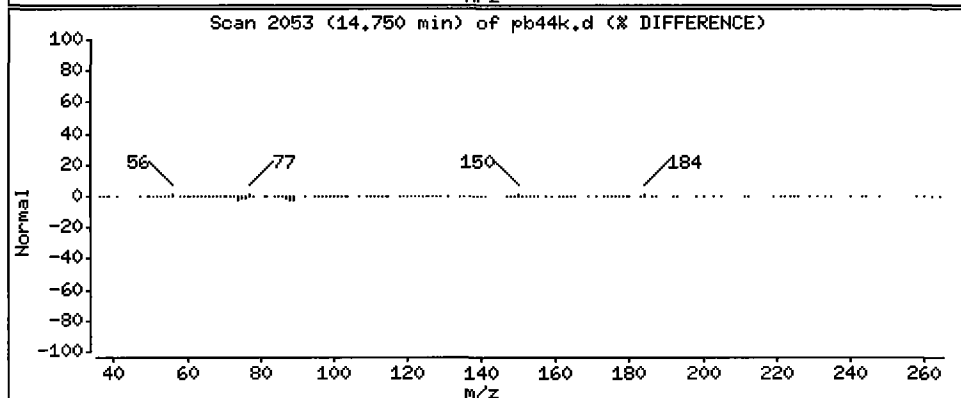
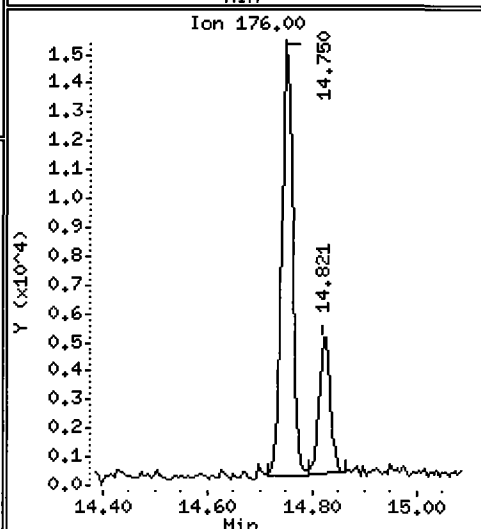
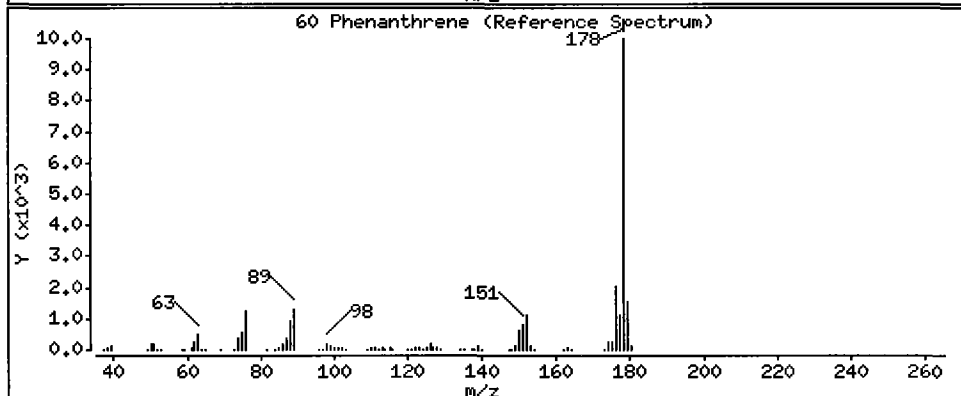
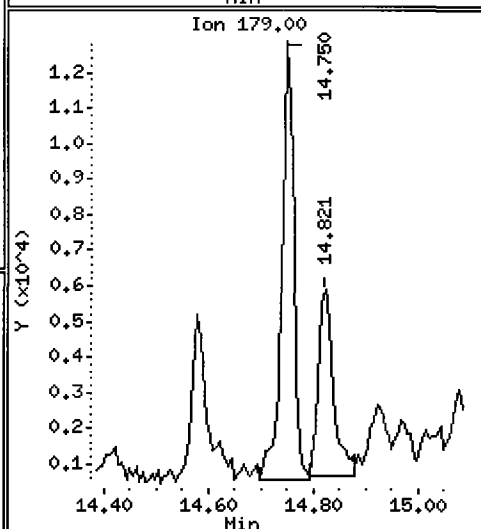
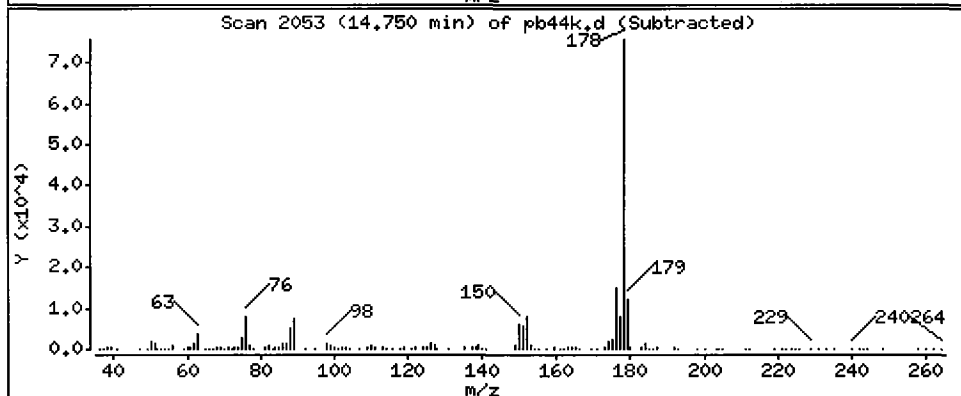
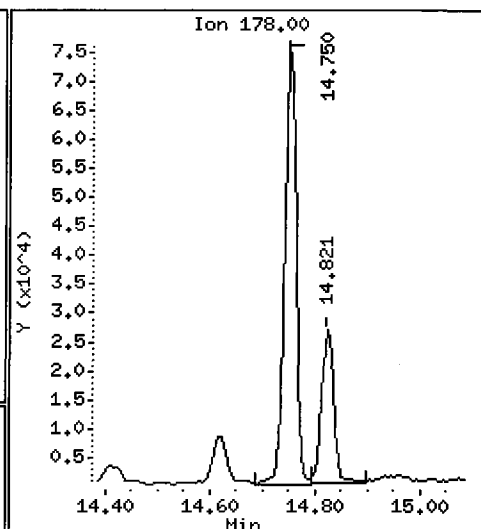
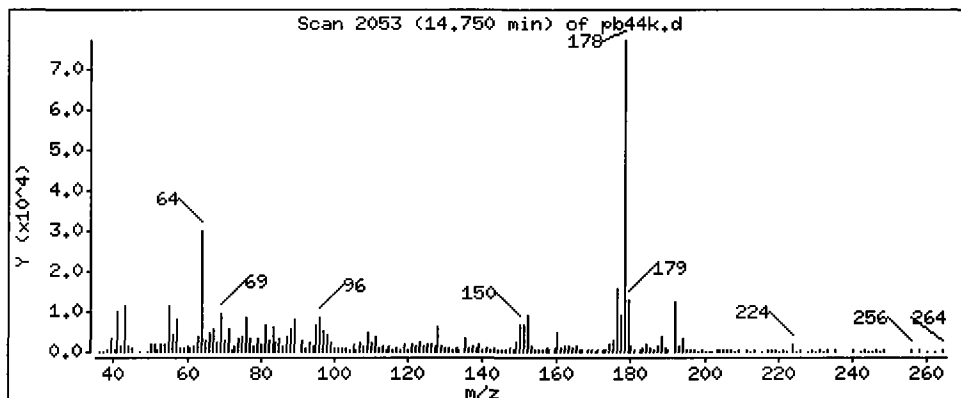
Operator: LJR/VTS

Column phase: ZB-5

Column diameter: 0.32

60 Phenanthrene

Concentration: 54.71 ug/kg



Date : 16-JUN-2009 21:43

Client ID: 3SED7-B

Instrument: nt4.i

Sample Info: PB44K

Volume Injected (uL): 1.0

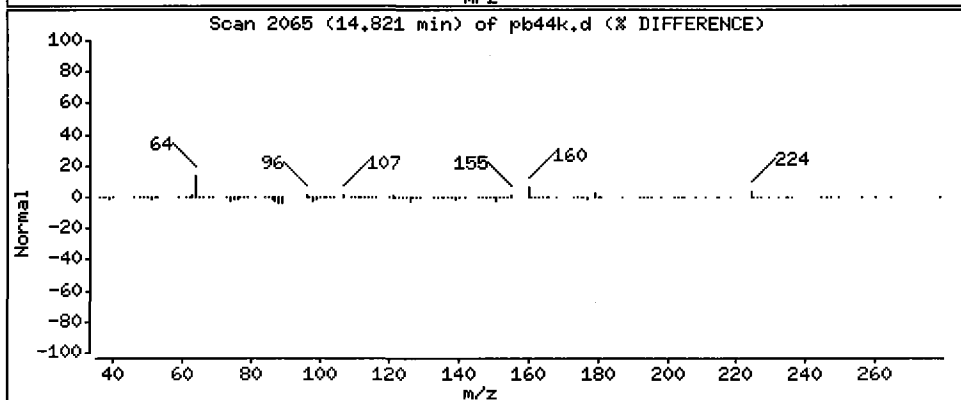
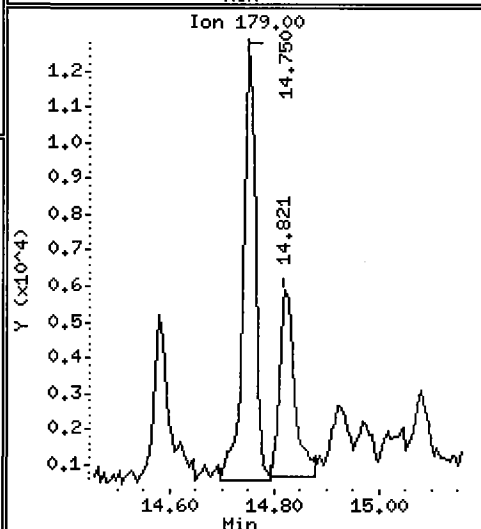
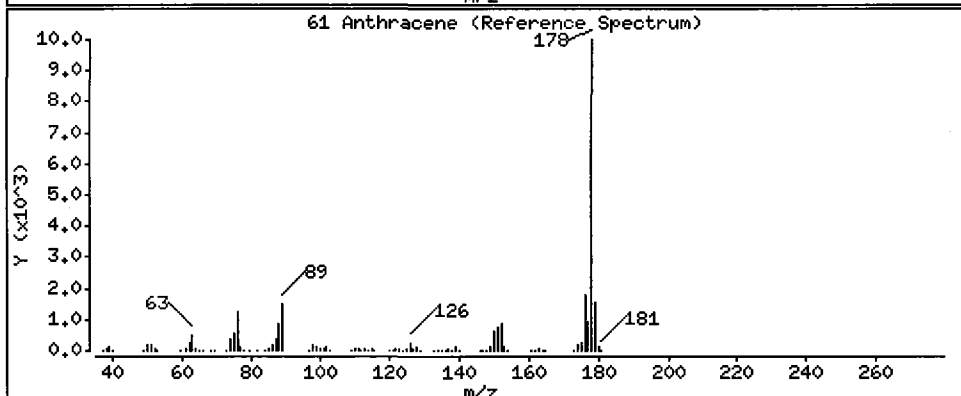
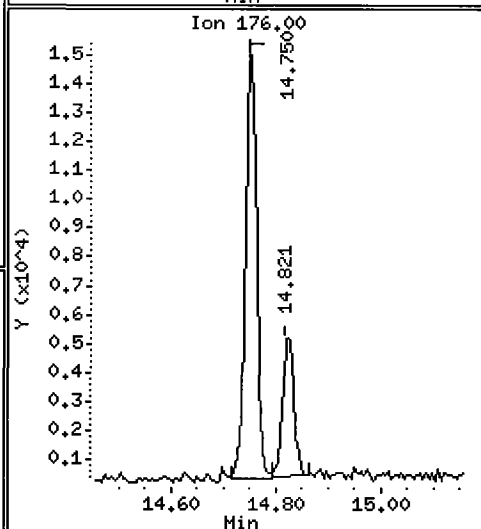
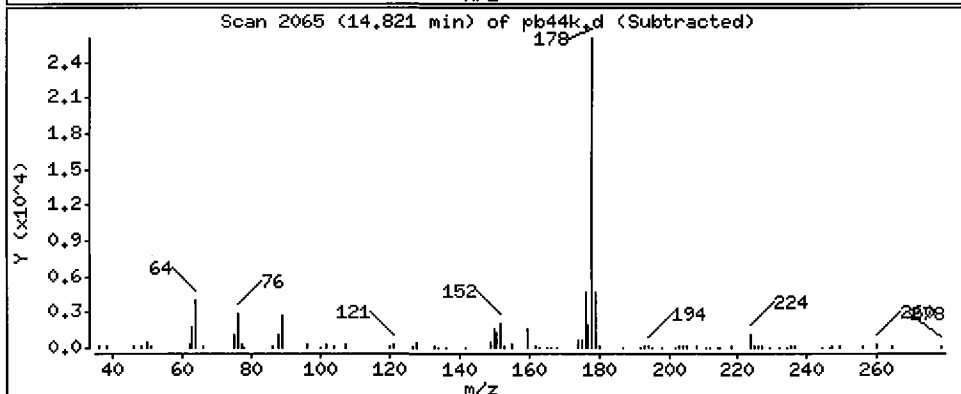
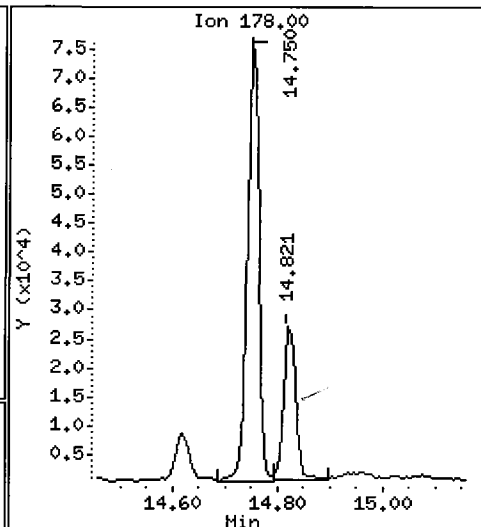
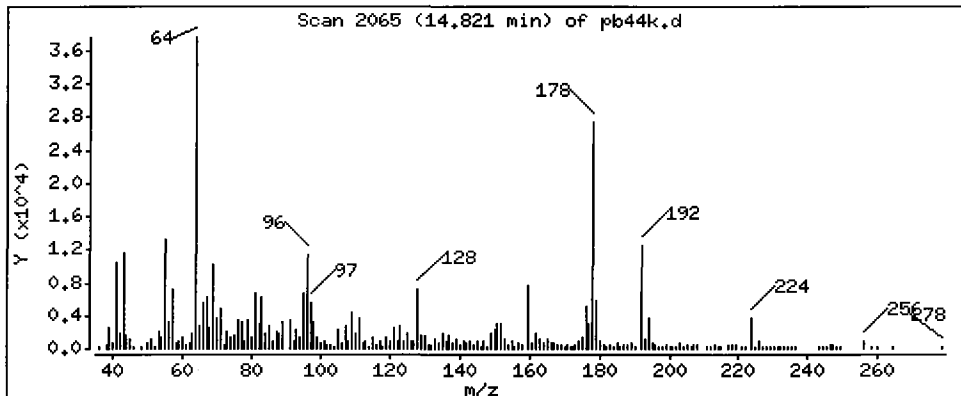
Operator: LJR/VTS

Column phase: ZB-5

Column diameter: 0.32

61 Anthracene

Concentration: 19.69 ug/kg



Date : 16-JUN-2009 21:43

Client ID: 3SED7-B

Instrument: nt4.i

Sample Info: PB44K

Volume Injected (uL): 1.0

Operator: LJR/VTS

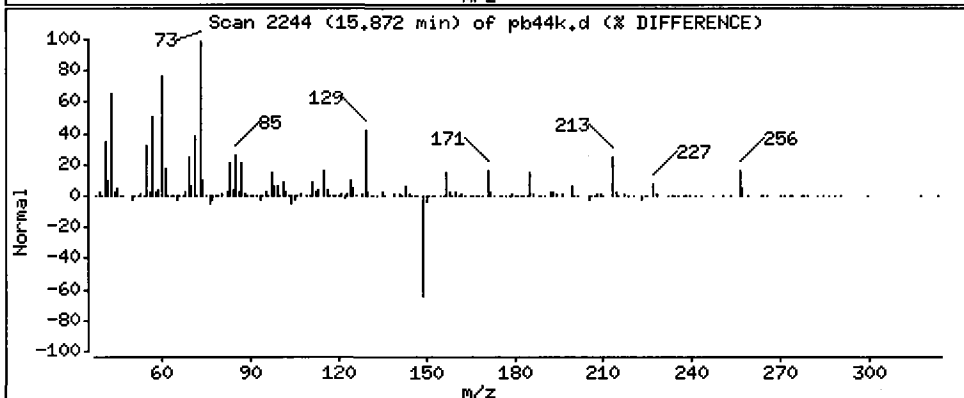
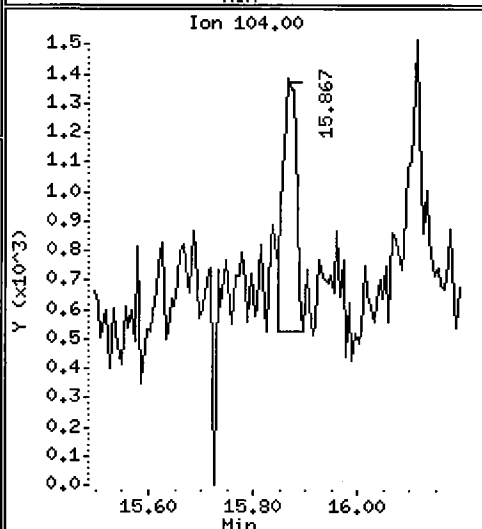
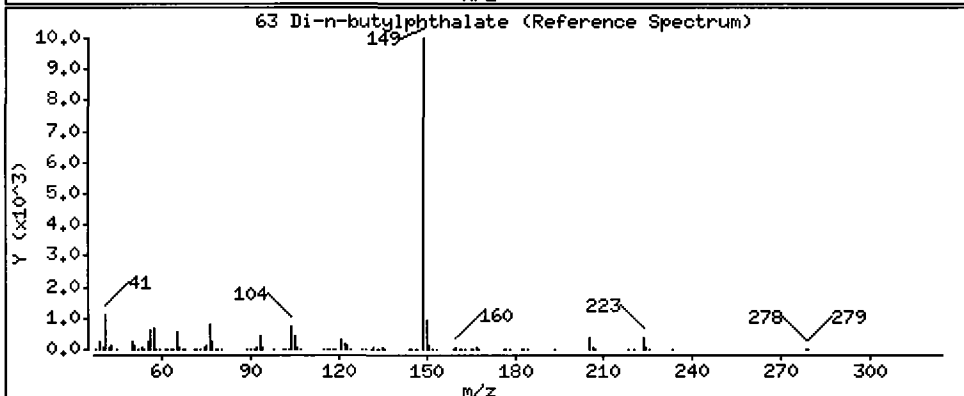
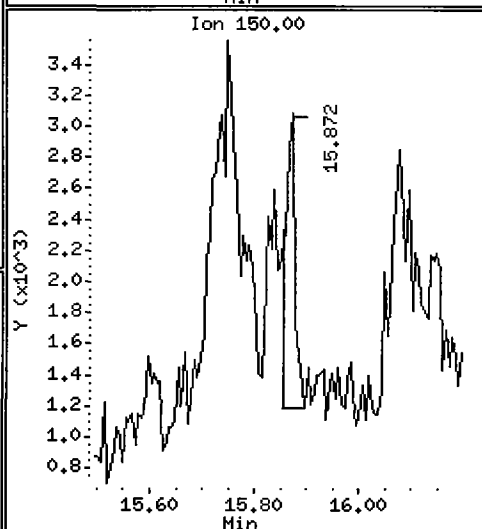
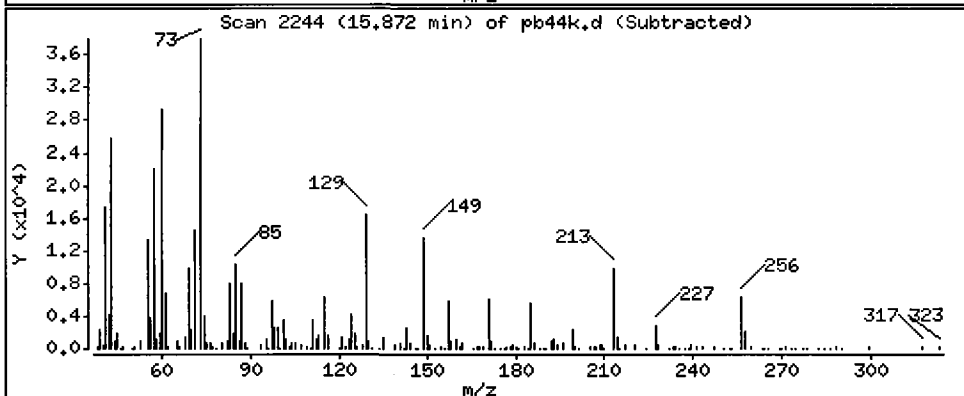
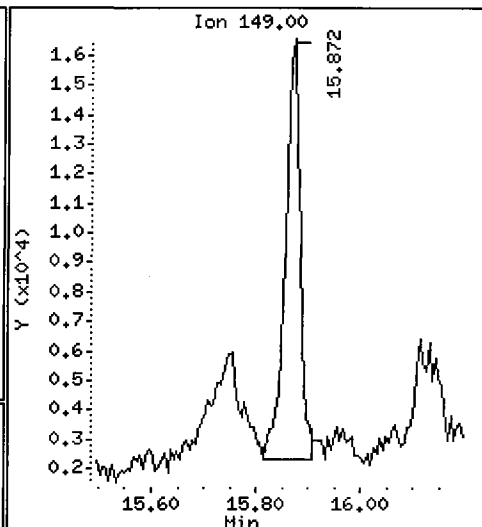
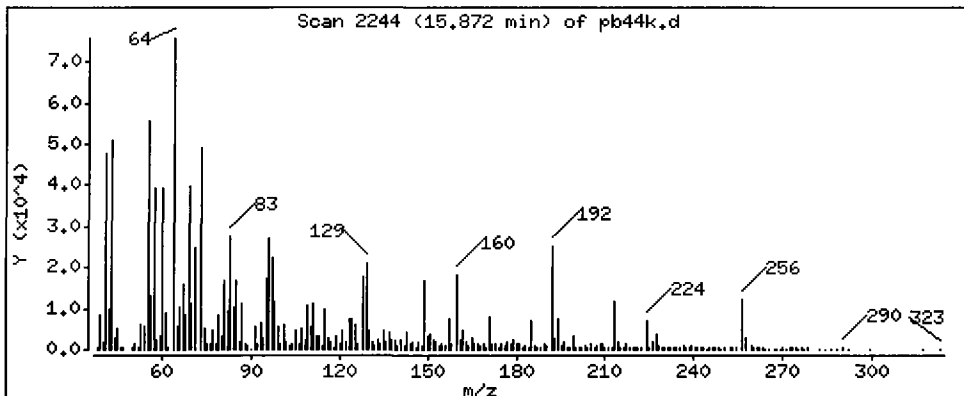
Column phase: ZB-5

Column diameter: 0.32

63 Di-n-butylphthalate

Concentration: 12.00 ug/kg

Handwritten signature



Date : 16-JUN-2009 21:43

Client ID: 3SED7-B

Instrument: nt4.i

Sample Info: PB44K

Volume Injected (uL): 1.0

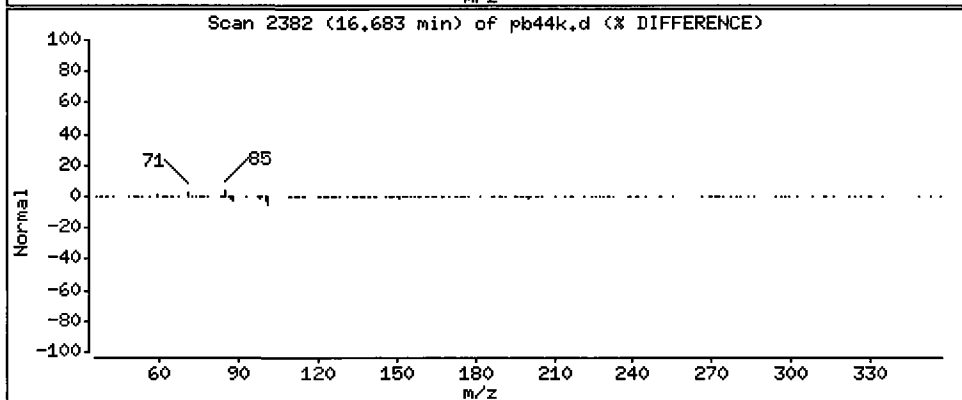
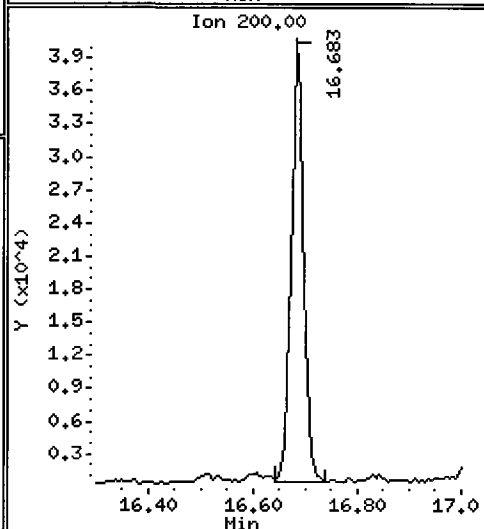
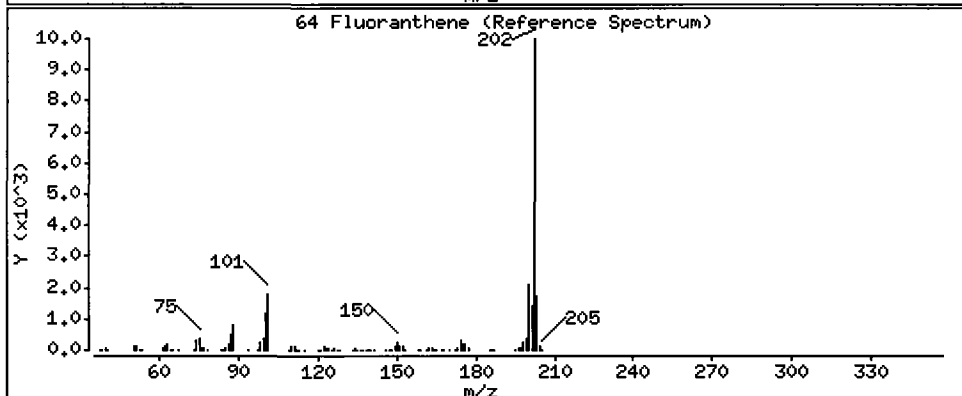
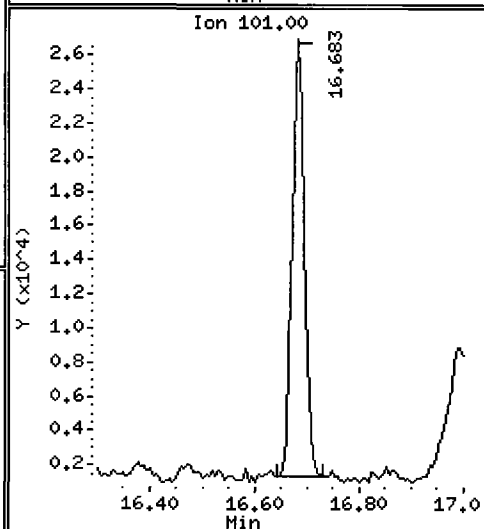
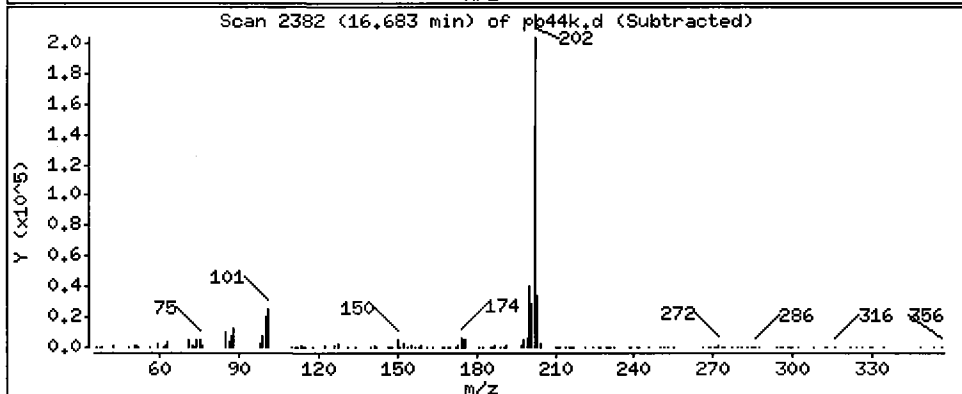
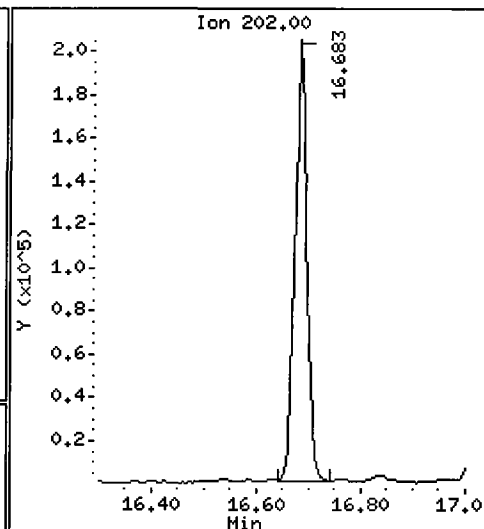
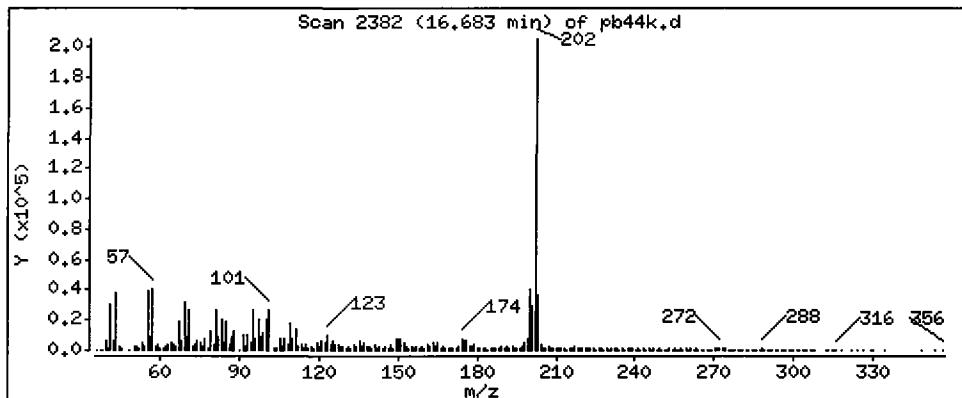
Operator: LJR/VTS

Column phase: ZB-5

Column diameter: 0.32

64 Fluoranthene

Concentration: 156.4 ug/kg



Date : 16-JUN-2009 21:43

Client ID: 3SED7-B

Instrument: nt4.i

Sample Info: PB44K

Volume Injected (uL): 1.0

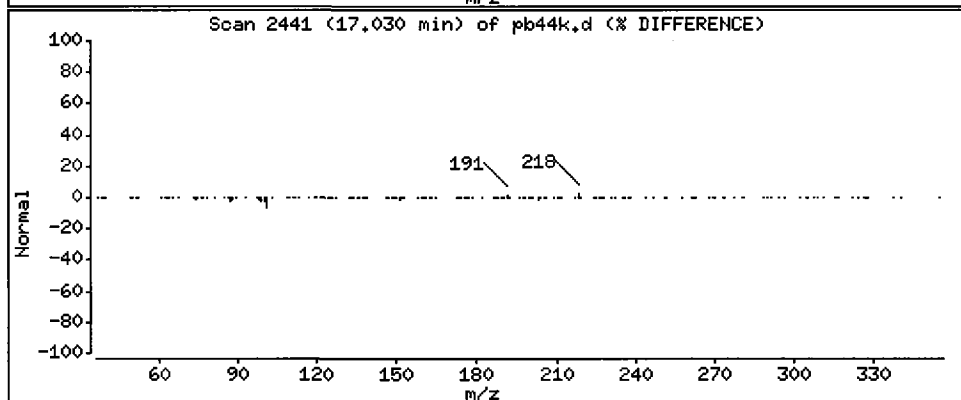
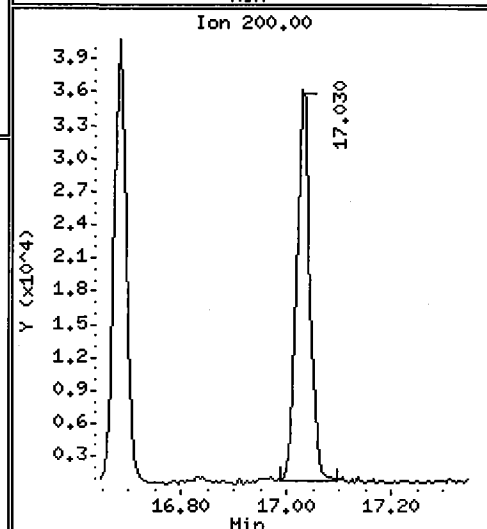
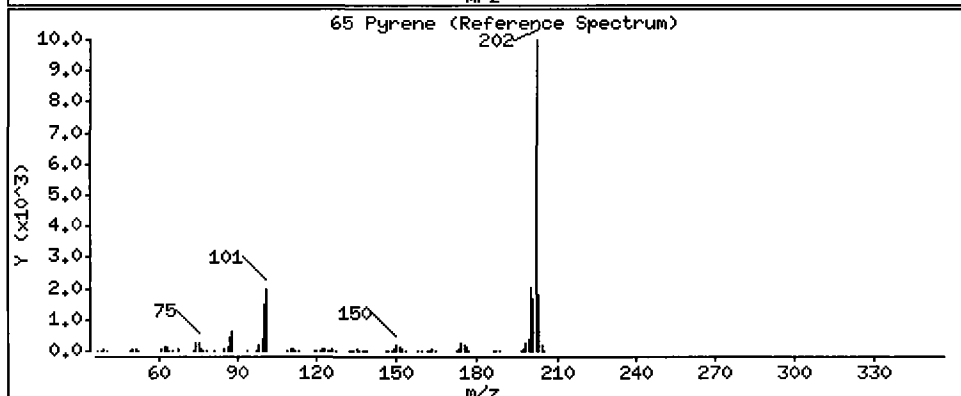
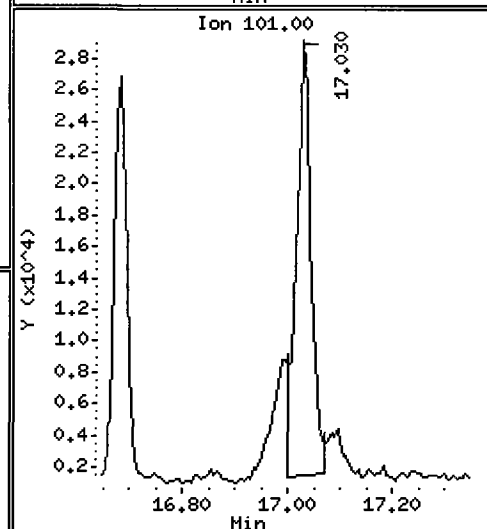
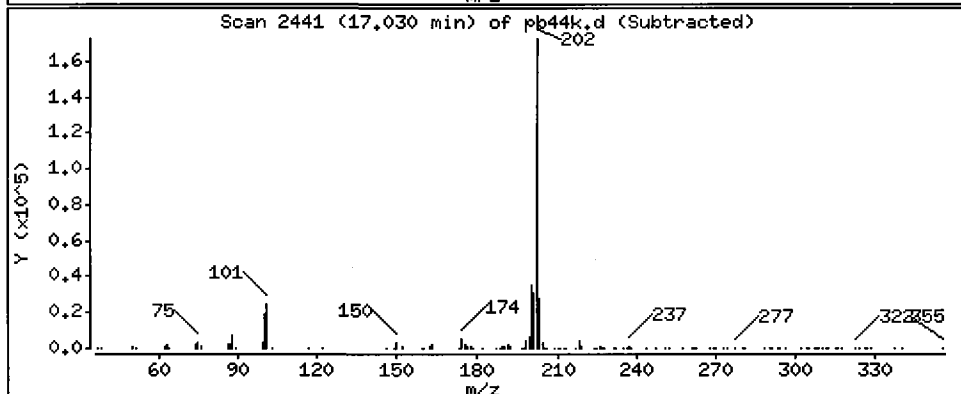
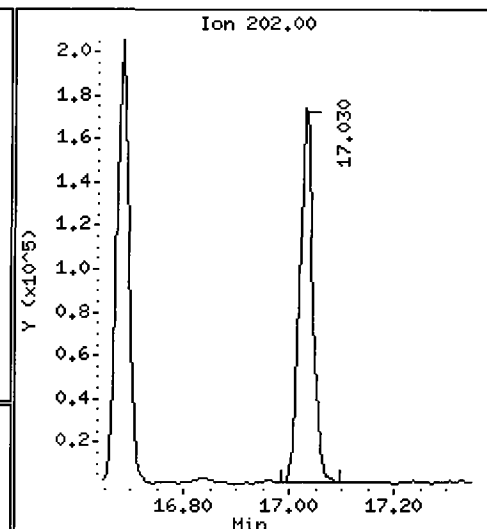
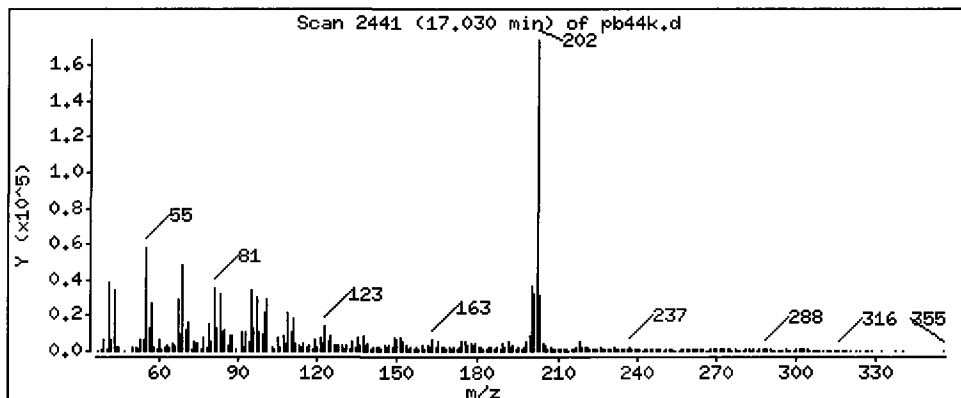
Operator: LJR/VTS

Column phase: ZB-5

Column diameter: 0.32

65 Pyrene

Concentration: 114.1 ug/kg



Date : 16-JUN-2009 21:43

Client ID: 3SED7-B

Instrument: nt4.i

Sample Info: PB44K

Volume Injected (uL): 1.0

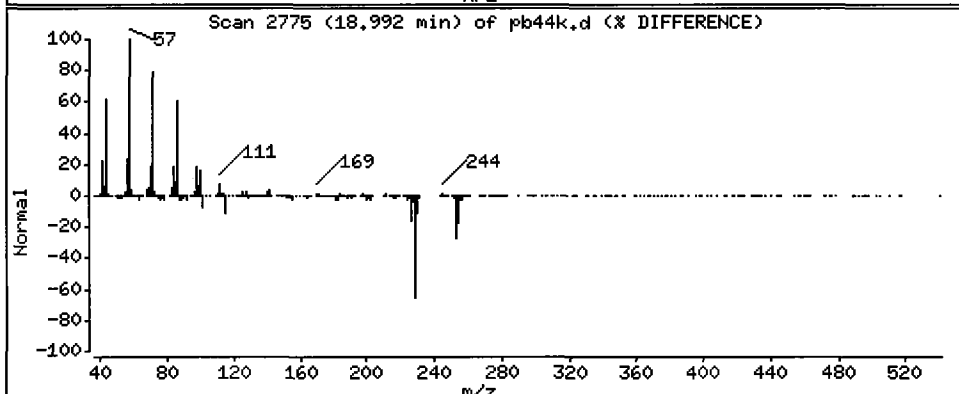
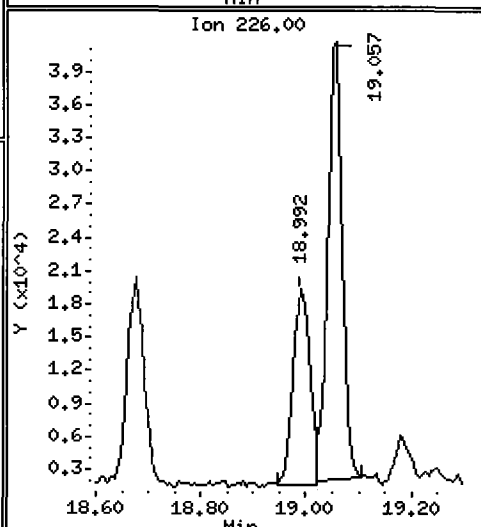
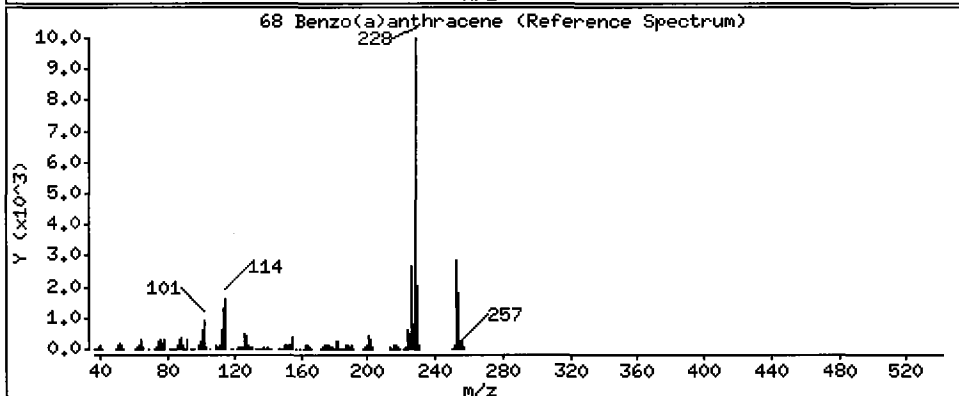
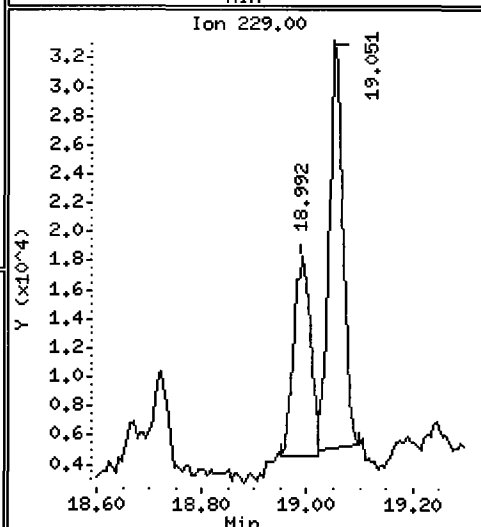
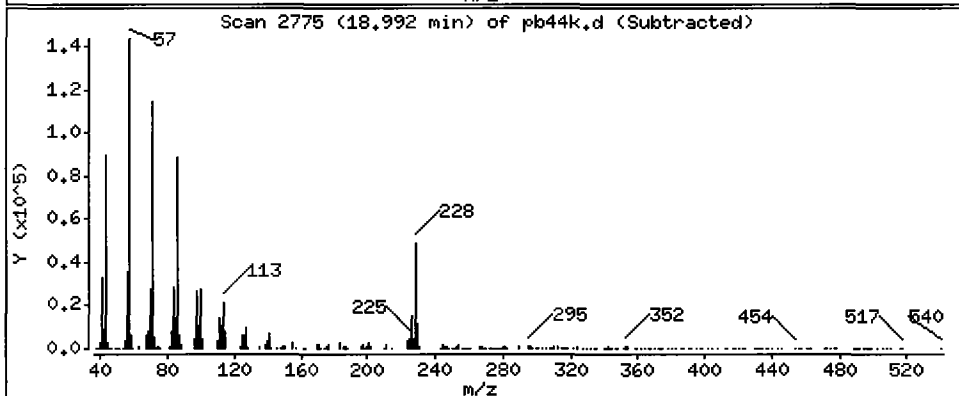
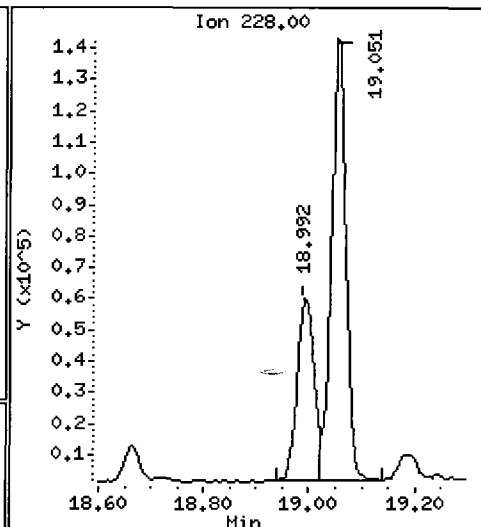
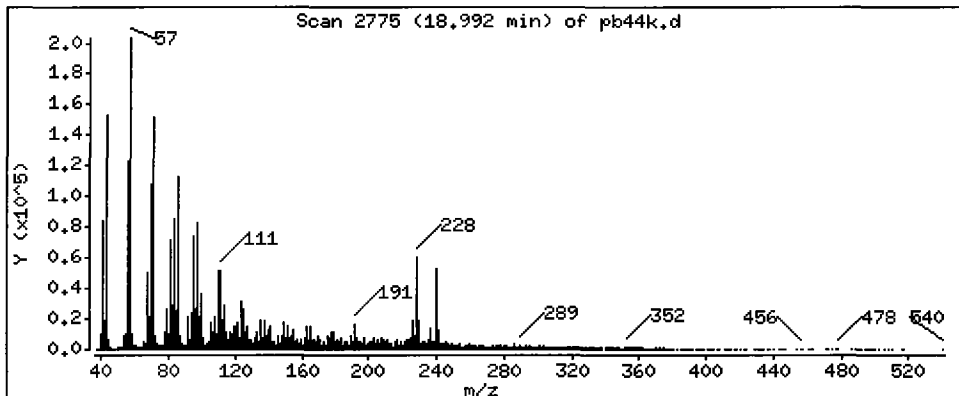
Operator: LJR/VTS

Column phase: ZB-5

Column diameter: 0,32

68 Benzo(a)anthracene

Concentration: 61,23 ug/kg



Date : 16-JUN-2009 21:43

Client ID: 3SED7-B

Instrument: nt4.i

Sample Info: PB44K

Volume Injected (uL): 1.0

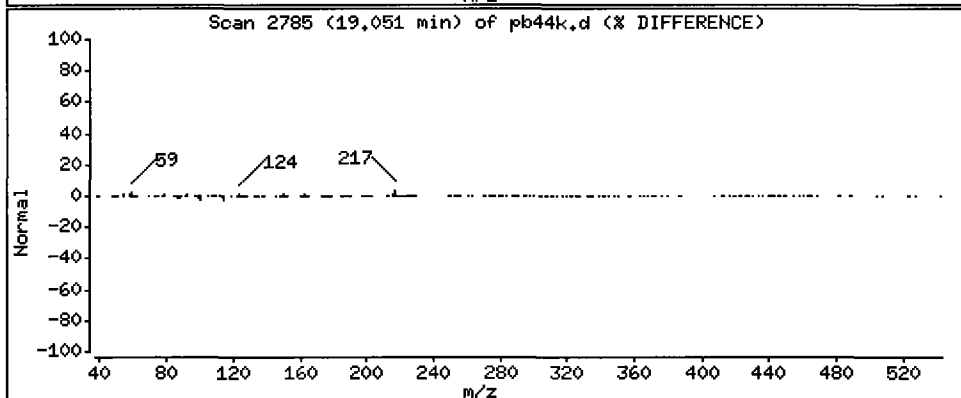
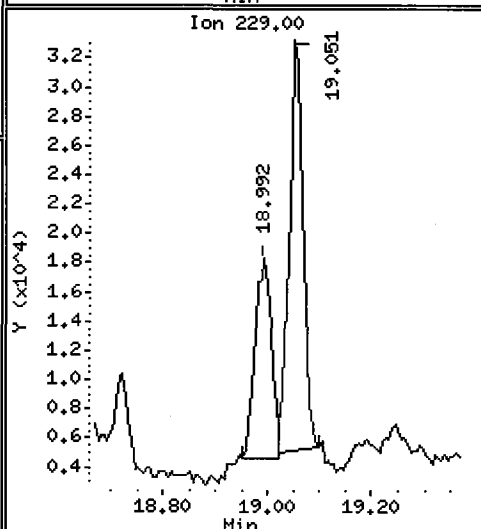
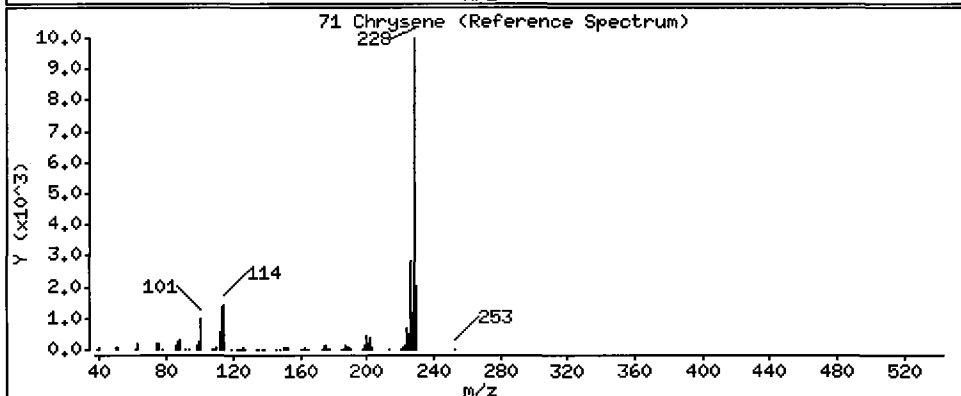
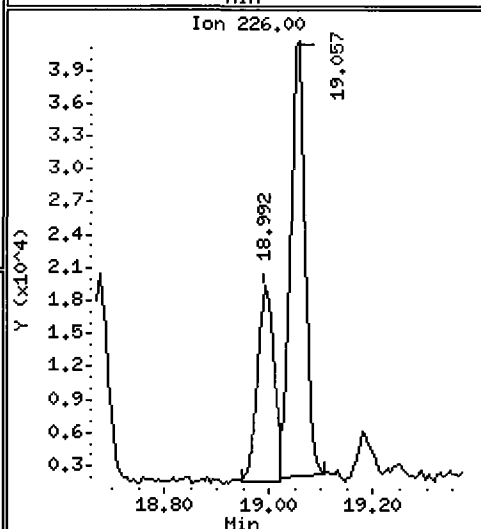
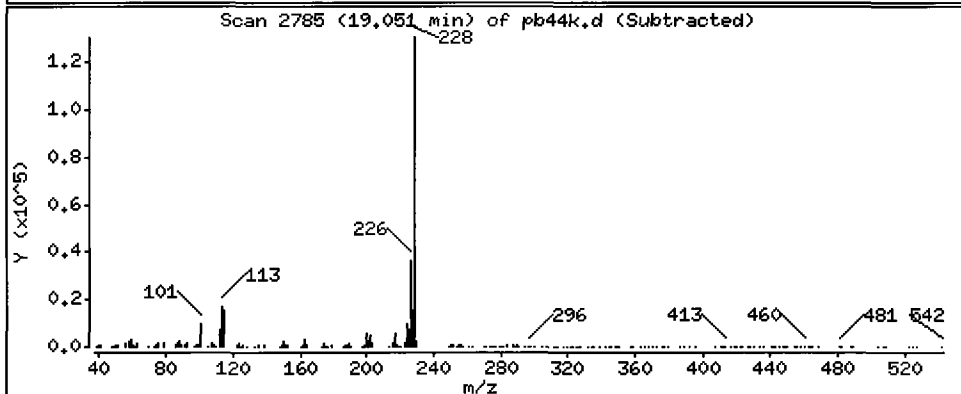
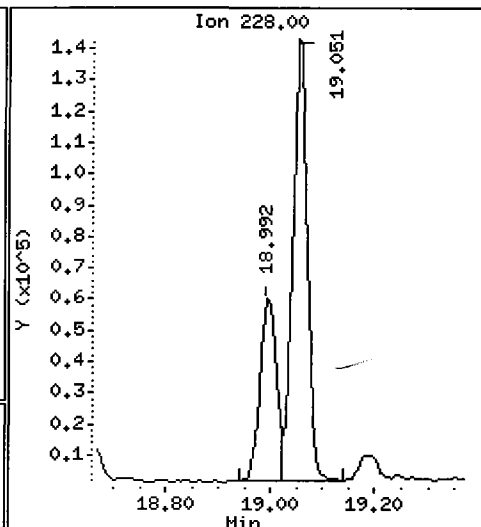
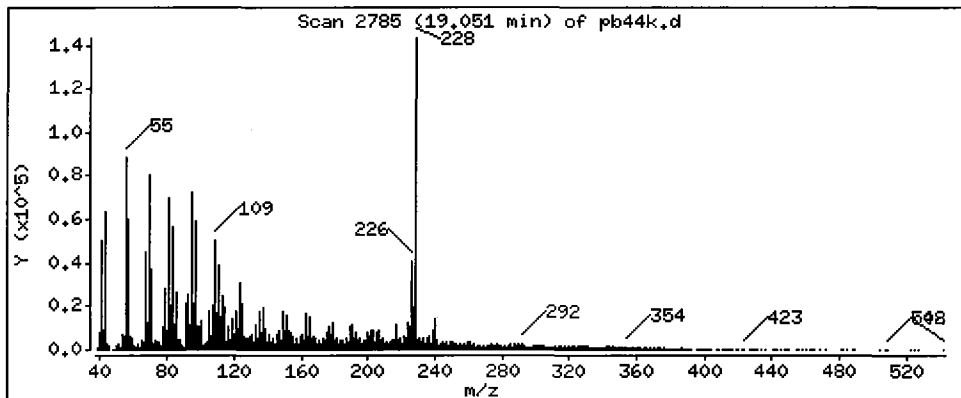
Operator: LJR/VTS

Column phase: ZB-5

Column diameter: 0,32

71 Chrysene

Concentration: 134.1 ug/kg



Date : 16-JUN-2009 21:43

Client ID: 3SED7-B

Instrument: nt4.i

Sample Info: PB44K

Volume Injected (uL): 1.0

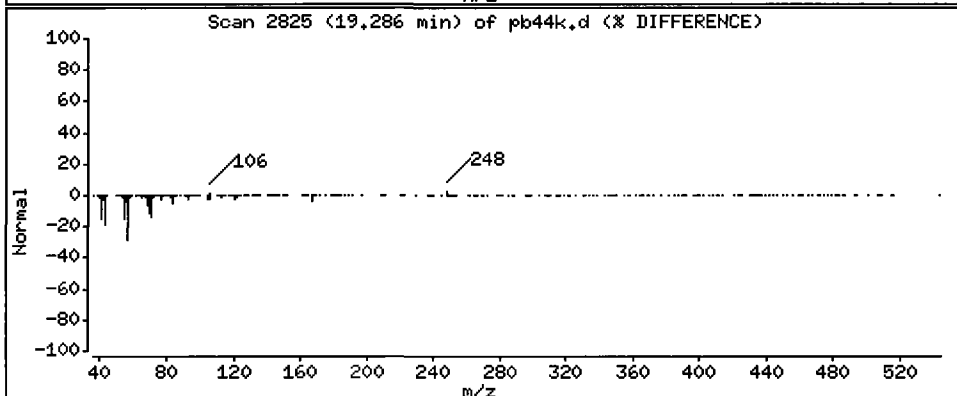
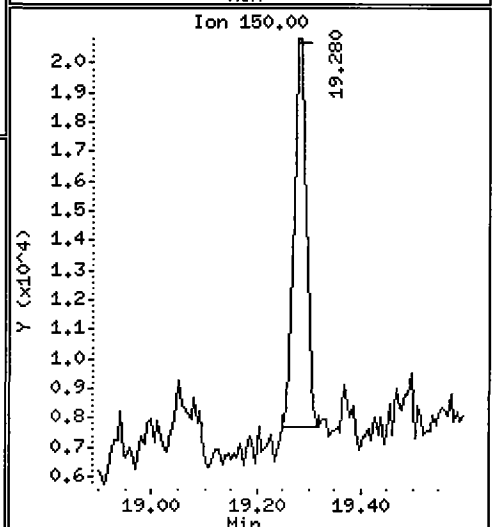
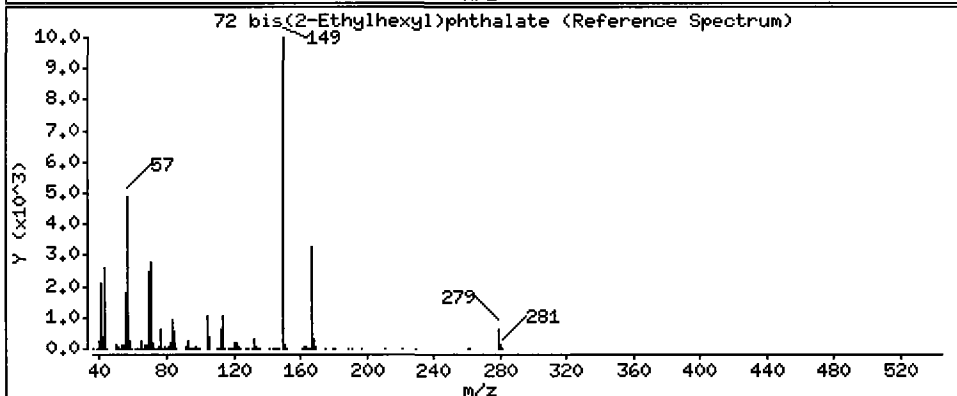
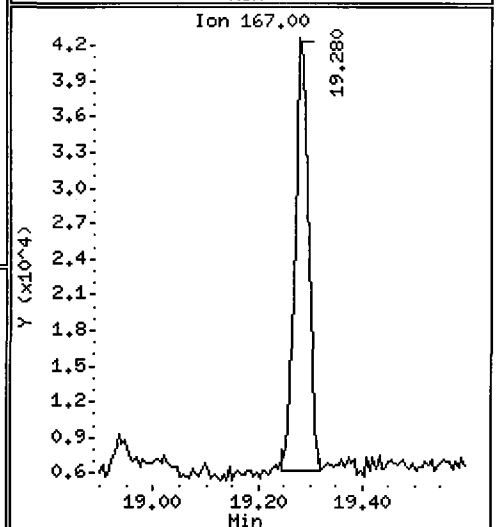
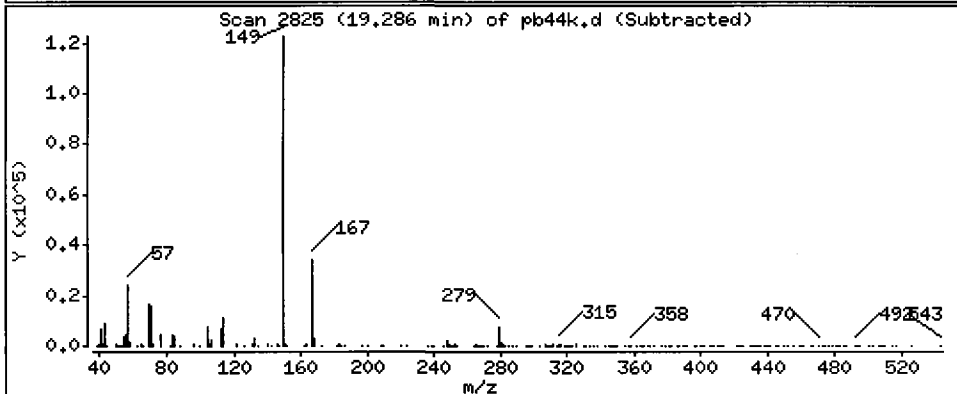
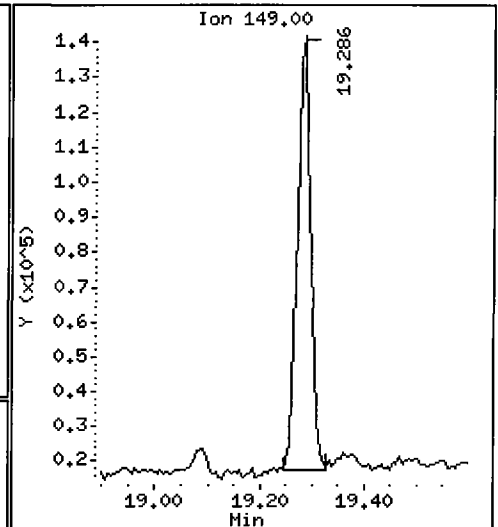
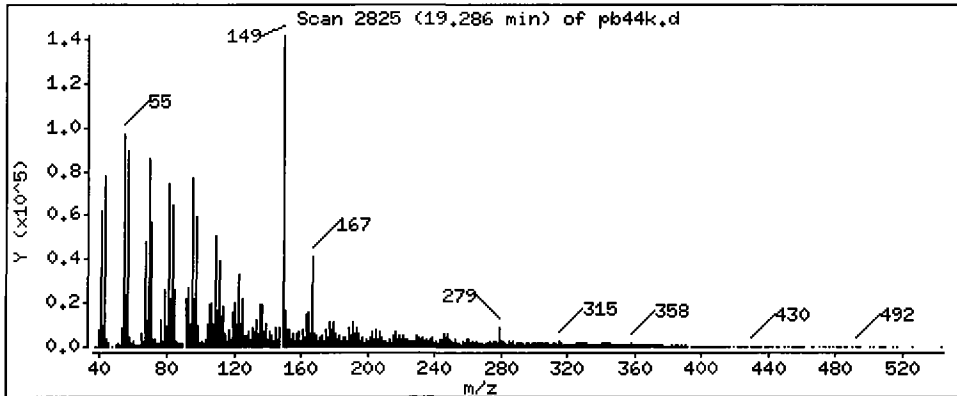
Operator: LJR/VTS

Column phase: ZB-5

Column diameter: 0.32

72 bis(2-Ethylhexyl)phthalate

Concentration: 143.2 ug/kg



Date : 16-JUN-2009 21:43

Client ID: 3SED7-B

Instrument: nt4.i

Sample Info: PB44K

Volume Injected (uL): 1.0

Operator: LJR/VTS

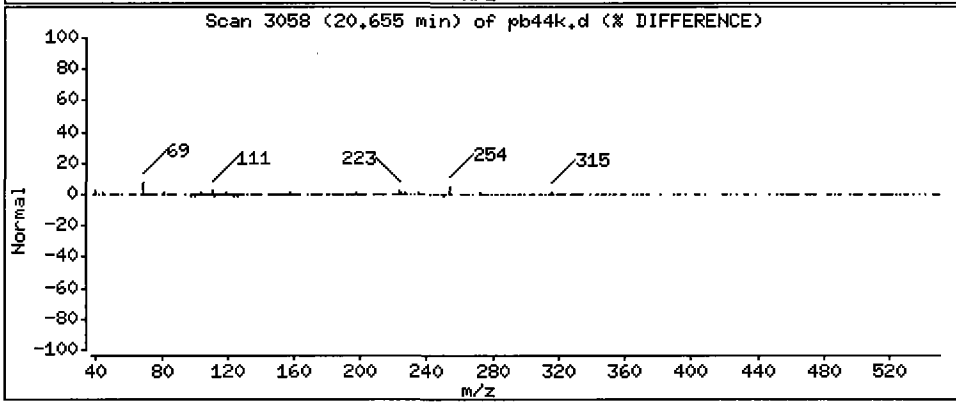
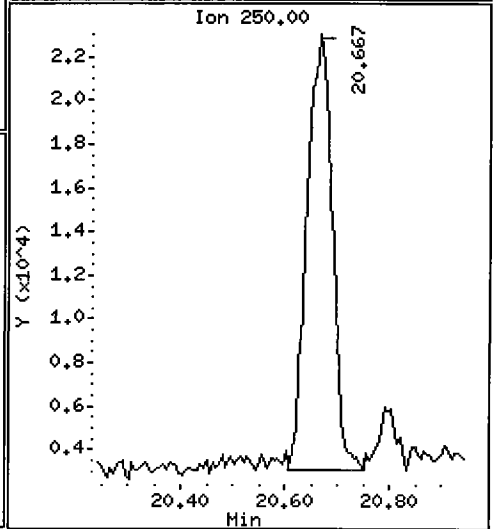
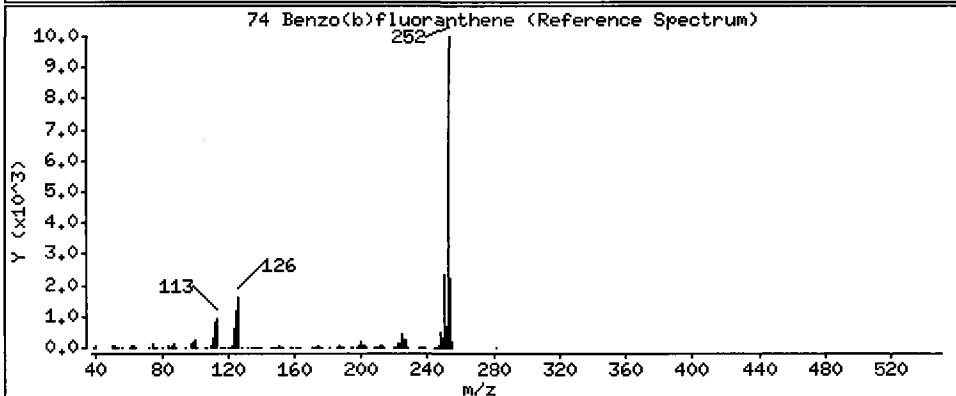
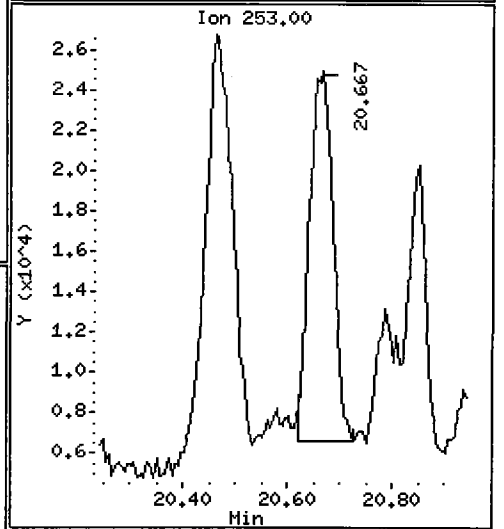
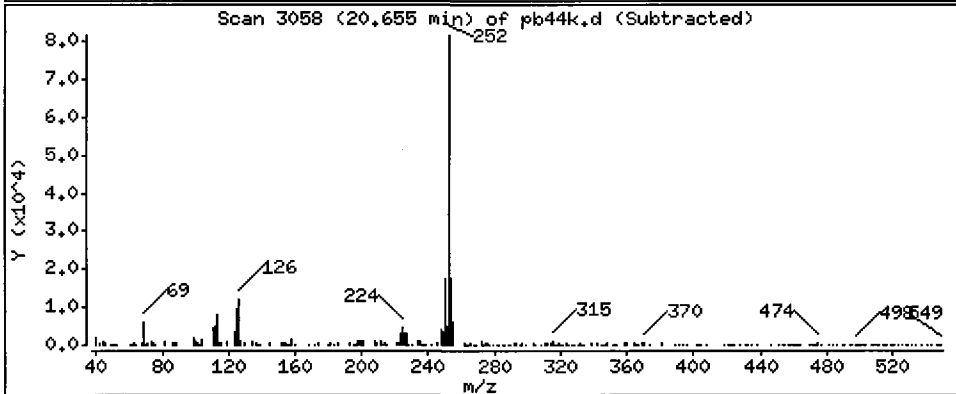
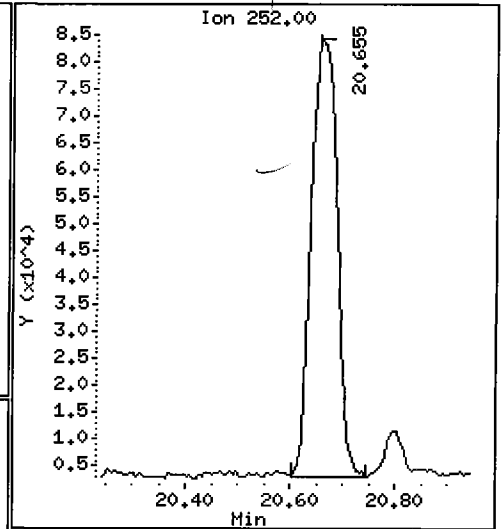
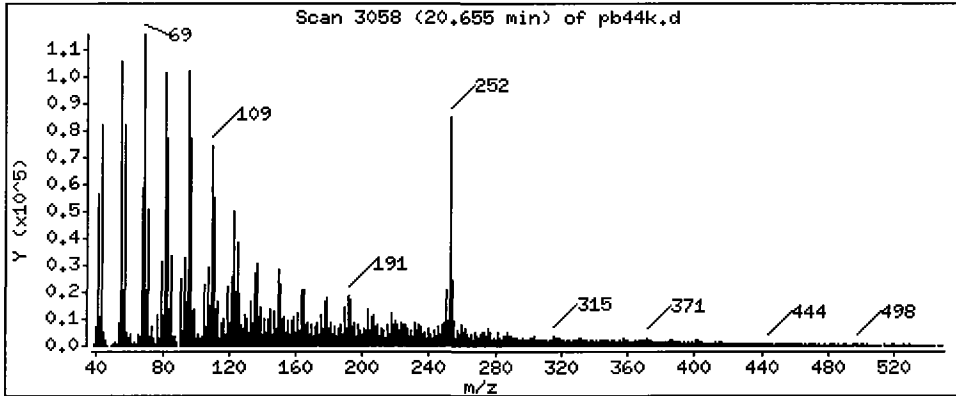
Column phase: ZB-5

Column diameter: 0.32

74 Benzo(b)fluoranthene

Concentration: 127.7 ug/kg

1/2



Date : 16-JUN-2009 21:43

Client ID: 3SED7-B

Instrument: nt4.i

Sample Info: PB44K

Volume Injected (uL): 1.0

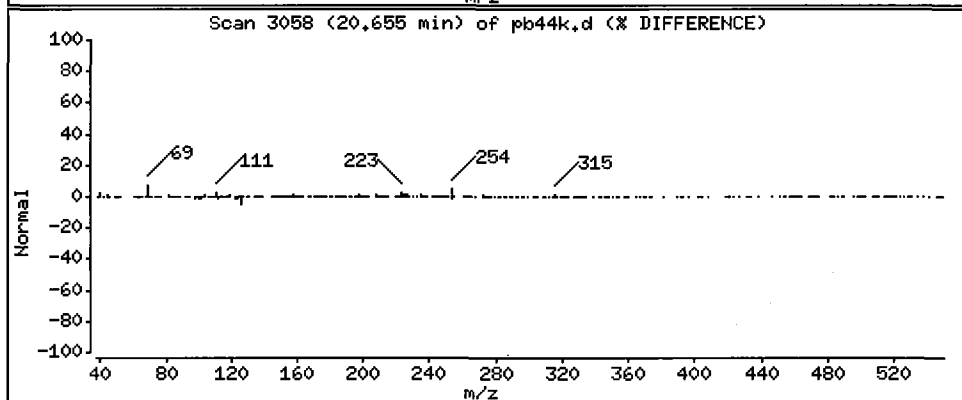
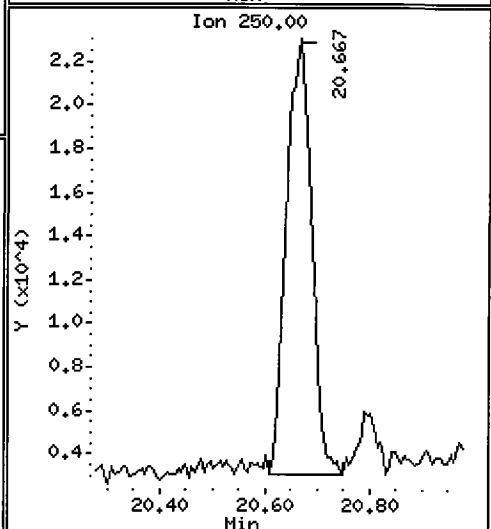
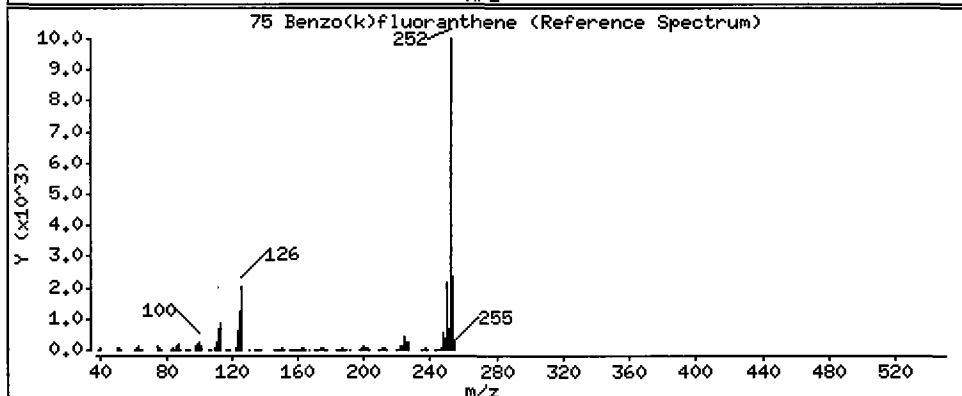
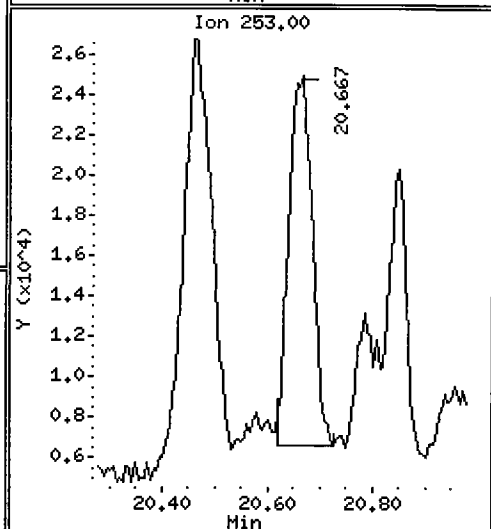
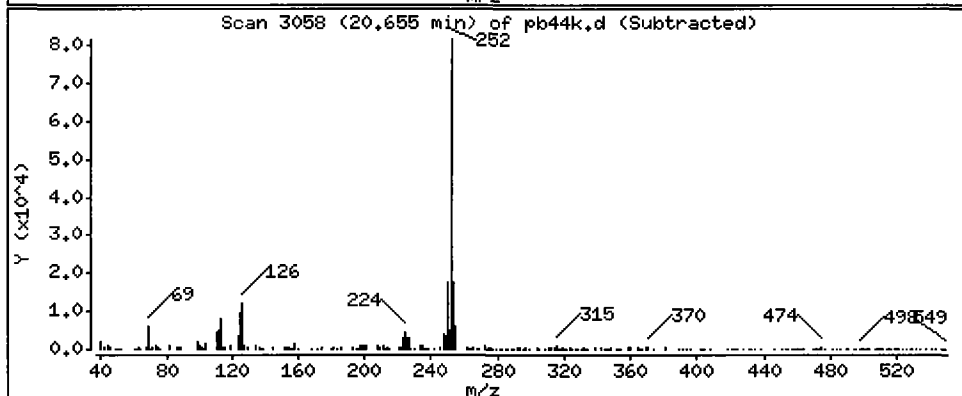
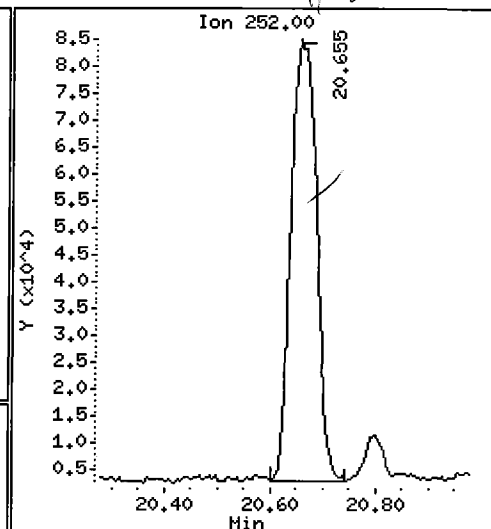
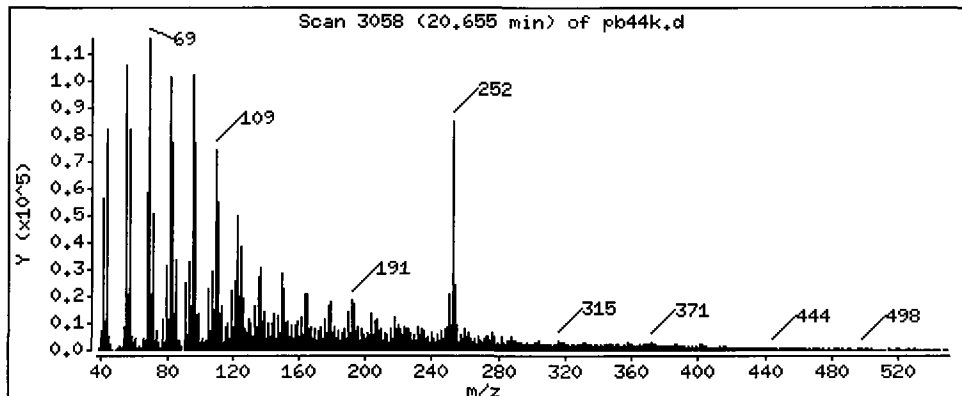
Operator: LJR/VTS

Column phase: ZB-5

Column diameter: 0.32

75 Benzo(k)fluoranthene

Concentration: 123.4 ug/kg



Date : 16-JUN-2009 21:43

Client ID: 3SED7-B

Instrument: nt4.i

Sample Info: PB44K

Volume Injected (uL): 1.0

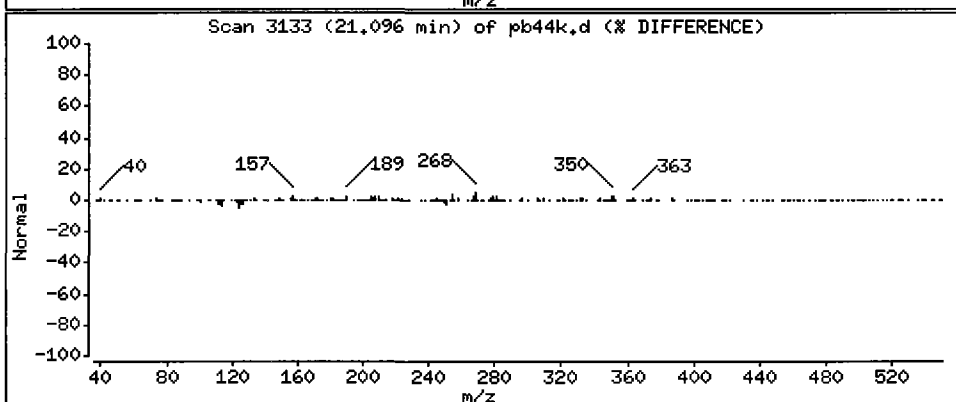
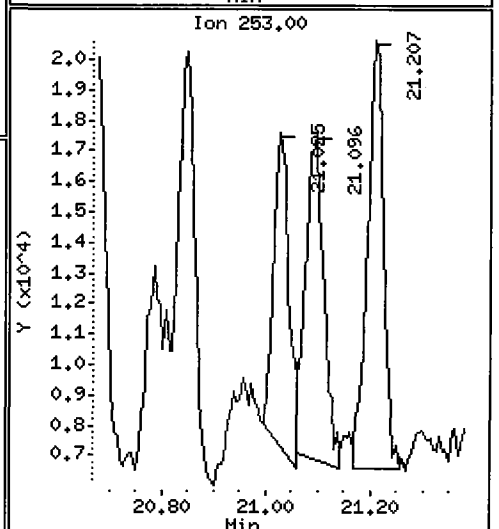
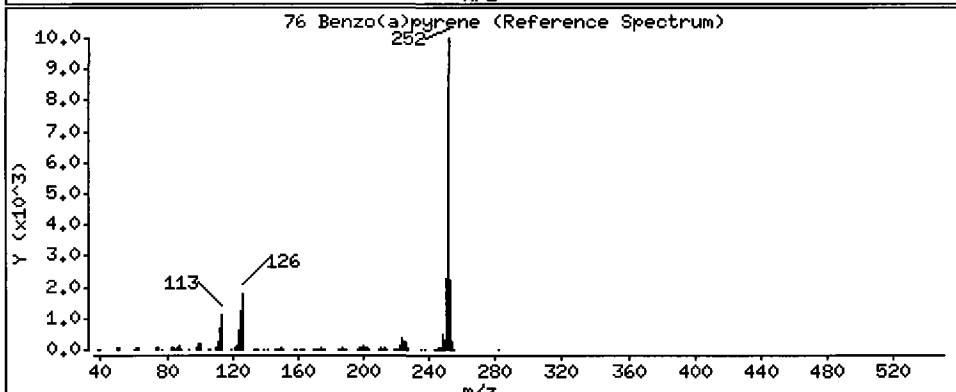
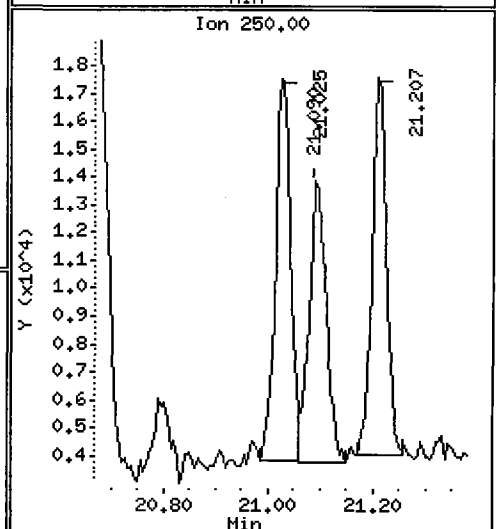
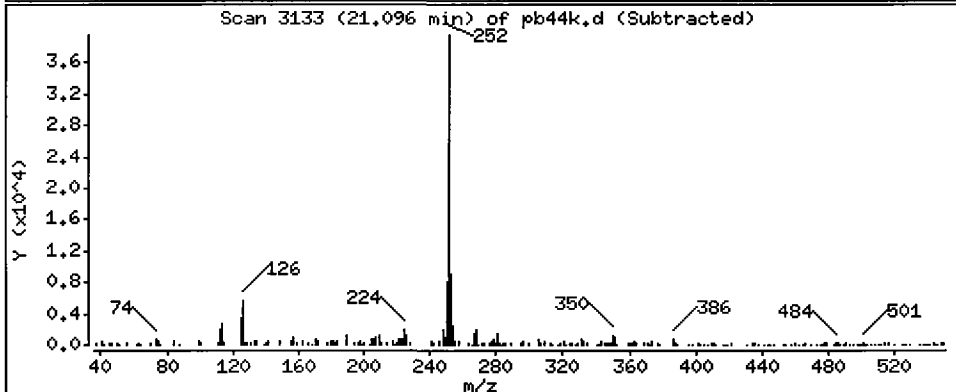
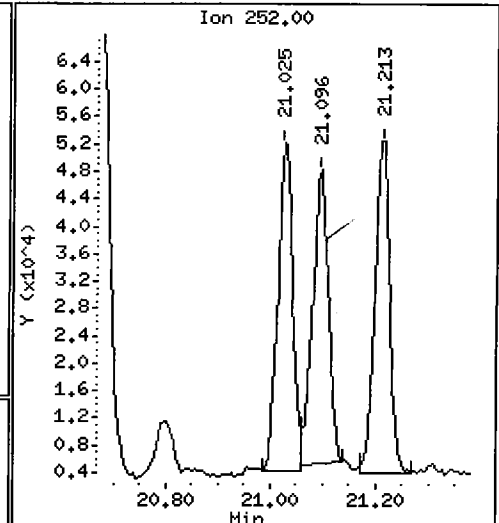
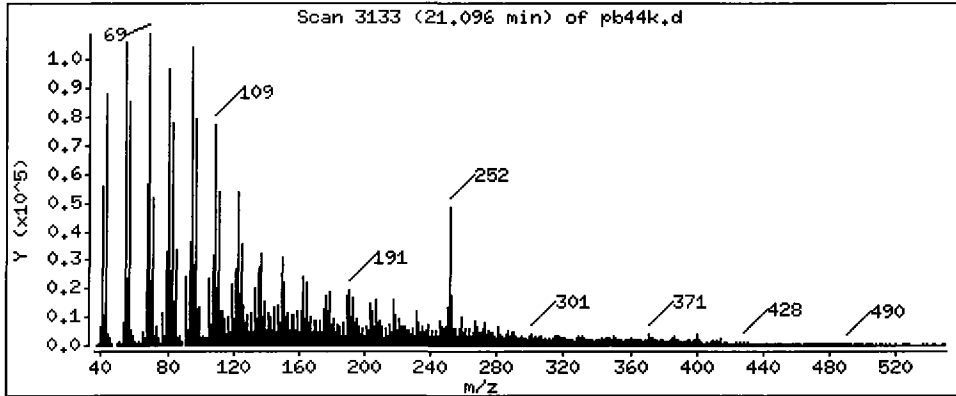
Operator: LJR/VTS

Column phase: ZB-5

Column diameter: 0.32

76 Benzo(a)pyrene

Concentration: 46.45 ug/kg



Date : 16-JUN-2009 21:43

Client ID: 3SED7-B

Instrument: nt4.i

Sample Info: PB44K

Volume Injected (uL): 1.0

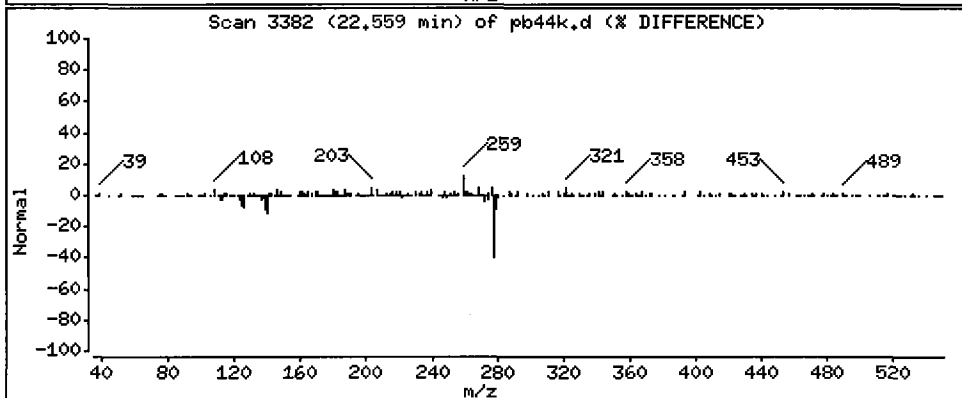
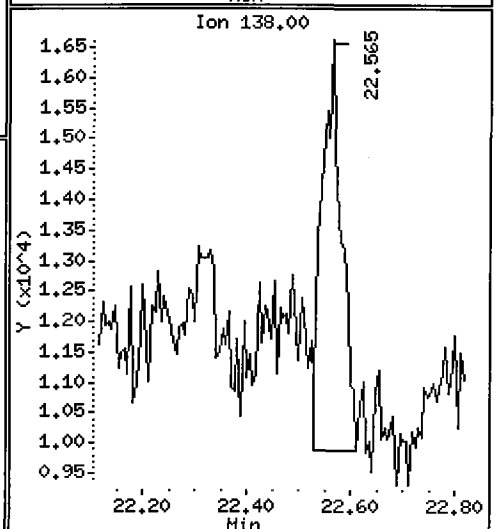
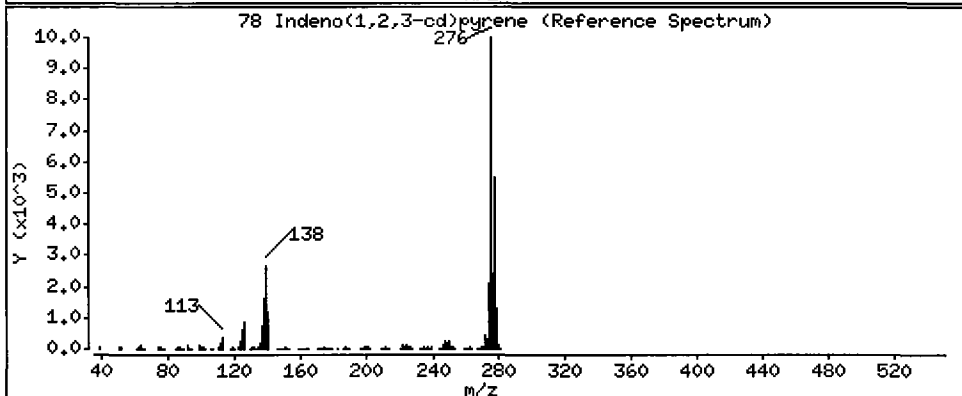
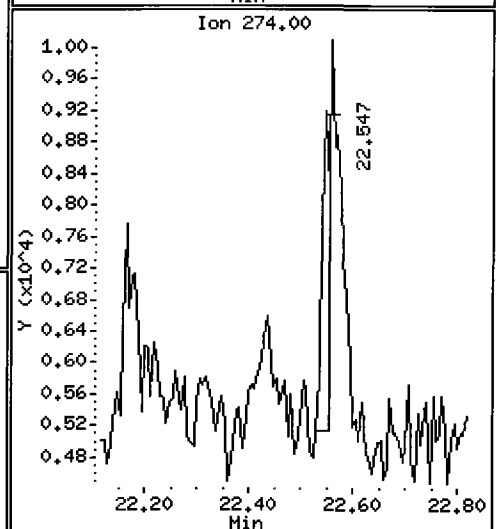
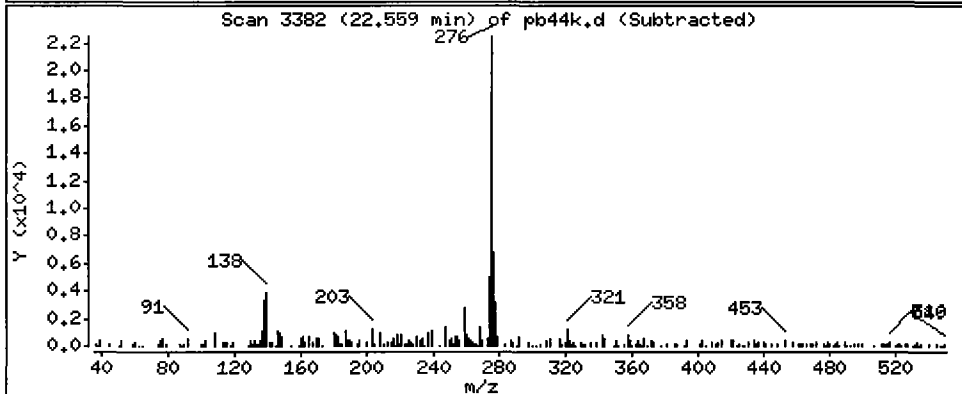
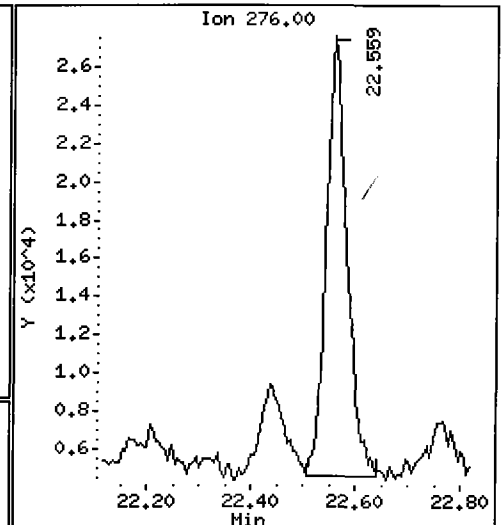
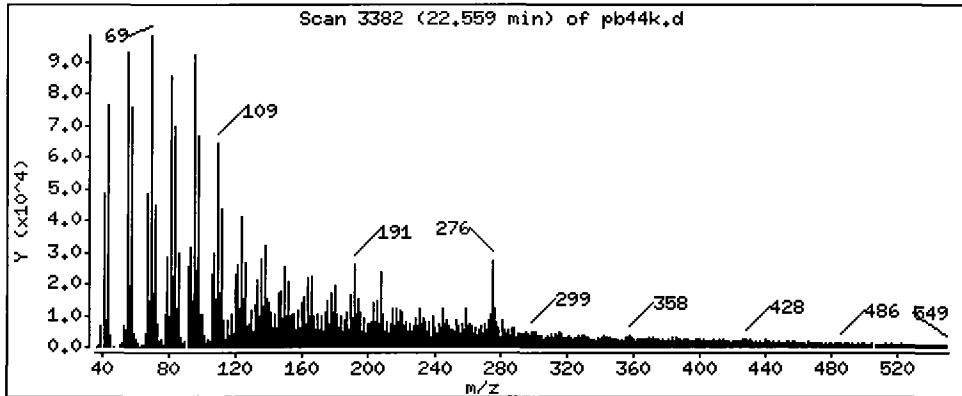
Operator: LJR/VTS

Column phase: ZB-5

Column diameter: 0.32

78 Indeno(1,2,3-cd)pyrene

Concentration: 26.35 ug/kg



Date: 16-JUN-2009 21:43

Client ID: 3SED7-B

Instrument: nt4.i

Sample Info: PB44K

Volume Injected (uL): 1.0

Operator: LJR/VTS

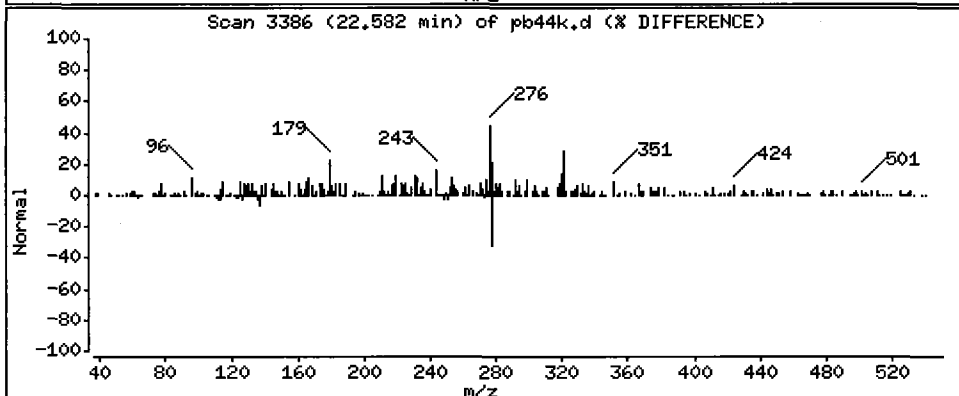
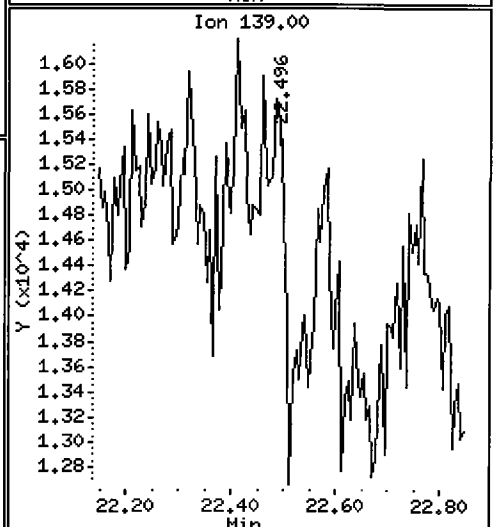
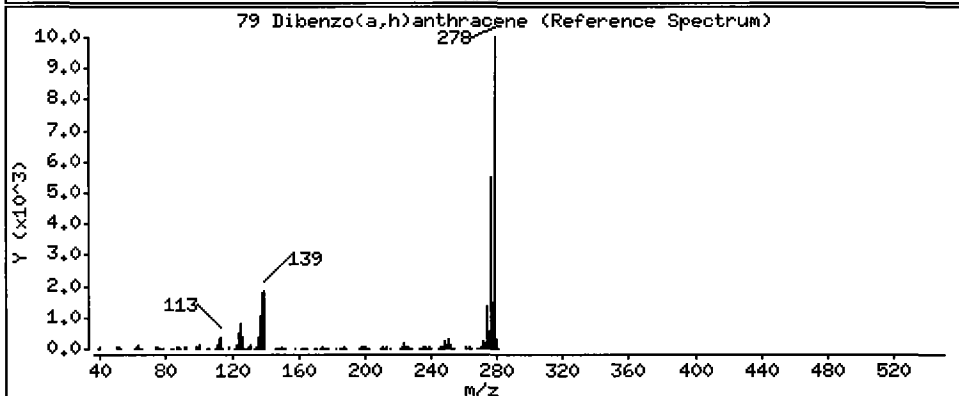
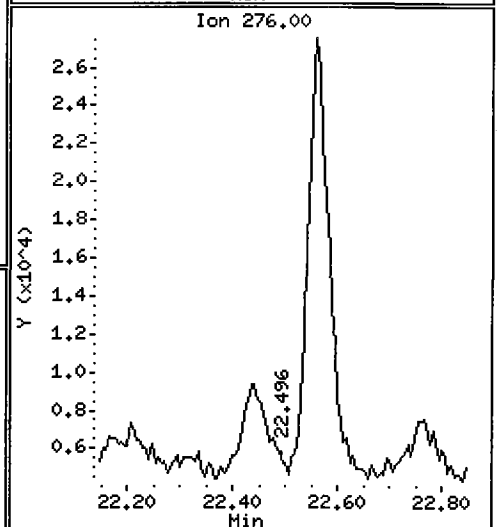
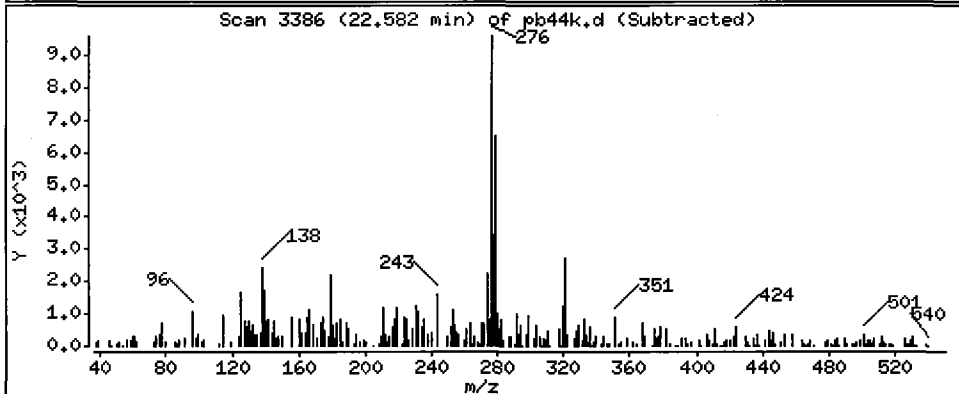
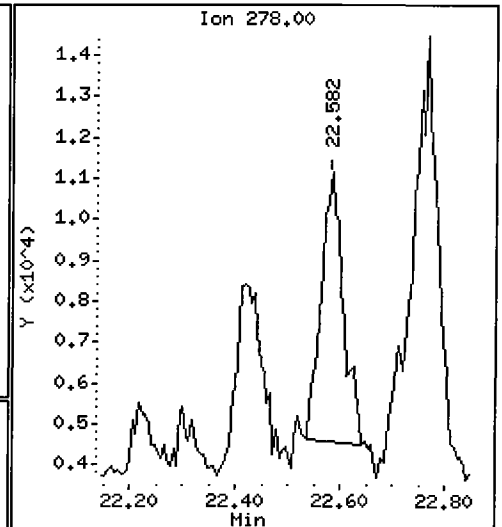
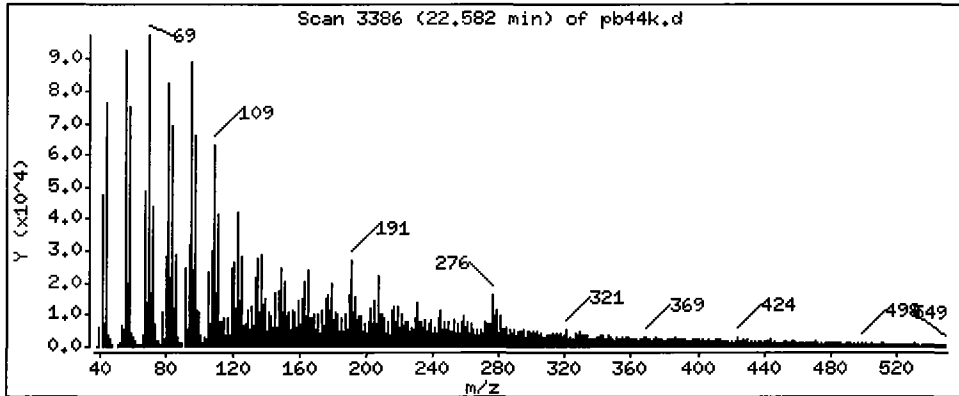
Column phase: ZB-5

Column diameter: 0.32

Handwritten signature

79 Dibenzo(a,h)anthracene

Concentration: 9.829 ug/kg



Date: 16-JUN-2009 21:43

Client ID: 3SED7-B

Instrument: nt4.i

Sample Info: PB44K

Volume Injected (uL): 1.0

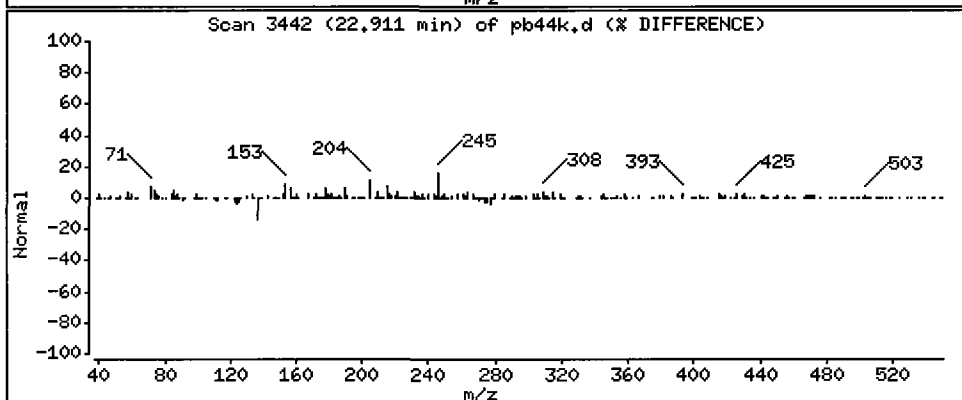
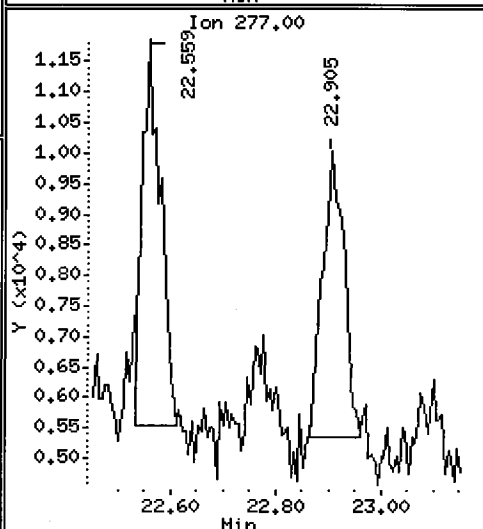
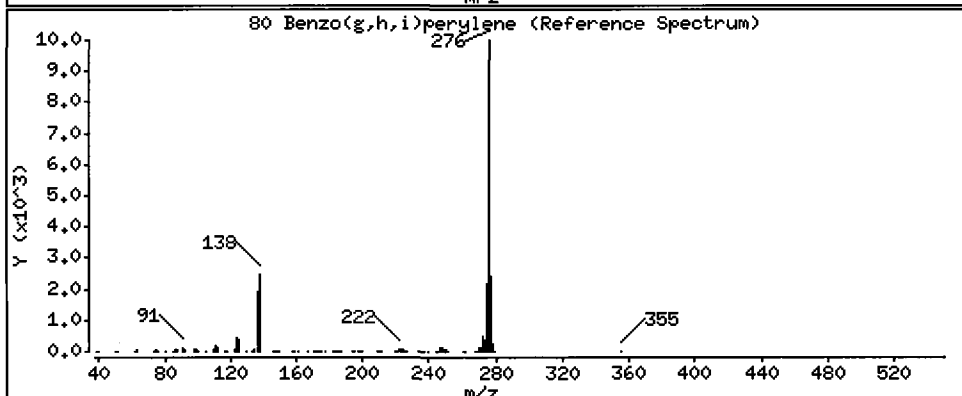
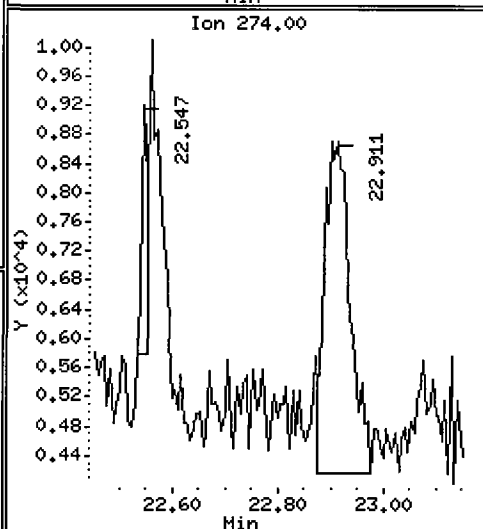
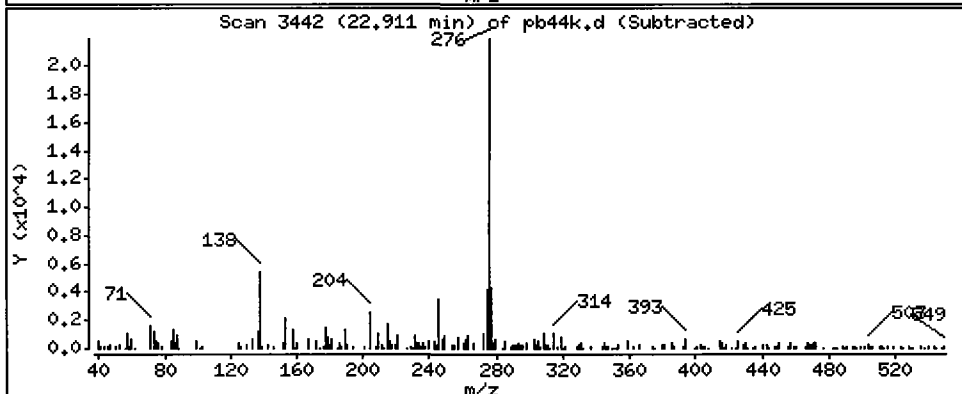
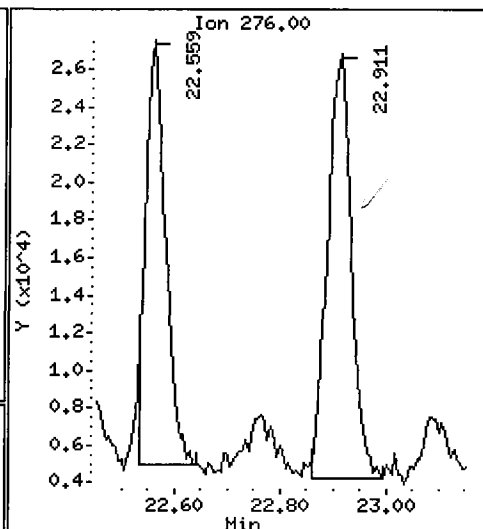
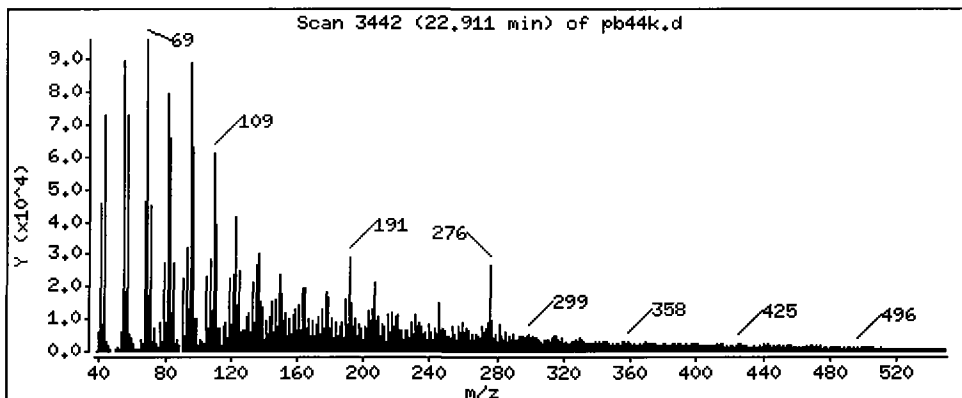
Operator: LJR/VTS

Column phase: ZB-5

Column diameter: 0.32


80 Benzo(g,h,i)perylene

Concentration: 32.75 ug/kg



ORGANICS ANALYSIS DATA SHEET
PSDDA Semivolatiles by SW8270D GC/MS
 Page 1 of 1

Sample ID: 3SED7-C
SAMPLE

Lab Sample ID: PB44L
 LIMS ID: 09-12798
 Matrix: Sediment
 Data Release Authorized: 
 Reported: 06/17/09

QC Report No: PB44-ENVIRONMENTAL SCIENCE CORP.
 Project: JELD-WEN NORD DOOR
 NA
 Date Sampled: 06/04/09
 Date Received: 06/04/09

Date Extracted: 06/10/09
 Date Analyzed: 06/16/09 22:18
 Instrument/Analyst: NT4/LJR
 GPC Cleanup: Yes

Sample Amount: 25.5 g-dry-wt
 Final Extract Volume: 0.5 mL
 Dilution Factor: 1.00
 Percent Moisture: 49.4%

CAS Number	Analyte	RL	Result
108-95-2	Phenol	20	< 20 U
541-73-1	1,3-Dichlorobenzene	20	< 20 U
106-46-7	1,4-Dichlorobenzene	20	< 20 U
100-51-6	Benzyl Alcohol	20	< 20 U
95-50-1	1,2-Dichlorobenzene	20	< 20 U
95-48-7	2-Methylphenol	20	< 20 U
106-44-5	4-Methylphenol	20	< 20 U
67-72-1	Hexachloroethane	20	< 20 U
105-67-9	2,4-Dimethylphenol	20	< 20 U
65-85-0	Benzoic Acid	200	< 200 U
120-82-1	1,2,4-Trichlorobenzene	20	< 20 U
91-20-3	Naphthalene	20	< 20 U
87-68-3	Hexachlorobutadiene	20	< 20 U
91-57-6	2-Methylnaphthalene	20	< 20 U
131-11-3	Dimethylphthalate	20	< 20 U
208-96-8	Acenaphthylene	20	< 20 U
83-32-9	Acenaphthene	20	< 20 U
132-64-9	Dibenzofuran	20	< 20 U
84-66-2	Diethylphthalate	20	< 20 U
86-73-7	Fluorene	20	< 20 U
86-30-6	N-Nitrosodiphenylamine	20	< 20 U
118-74-1	Hexachlorobenzene	20	< 20 U
87-86-5	Pentachlorophenol	98	< 98 U
85-01-8	Phenanthrene	20	73
120-12-7	Anthracene	20	28
84-74-2	Di-n-Butylphthalate	20	13 J
206-44-0	Fluoranthene	20	190
129-00-0	Pyrene	20	140
85-68-7	Butylbenzylphthalate	20	< 20 U
56-55-3	Benzo (a) anthracene	20	79
117-81-7	bis (2-Ethylhexyl)phthalate	20	100
218-01-9	Chrysene	20	190
117-84-0	Di-n-Octyl phthalate	20	< 20 U
205-99-2	Benzo (b) fluoranthene	20	76
207-08-9	Benzo (k) fluoranthene	20	76
50-32-8	Benzo (a) pyrene	20	63
193-39-5	Indeno (1,2,3-cd)pyrene	20	31
53-70-3	Dibenz (a,h) anthracene	20	11 J
191-24-2	Benzo (g,h,i) perylene	20	36
90-12-0	1-Methylnaphthalene	20	< 20 U

Reported in µg/kg (ppb)

Semivolatile Surrogate Recovery

d5-Nitrobenzene	59.2%	2-Fluorobiphenyl	67.2%
d14-p-Terphenyl	66.4%	d4-1,2-Dichlorobenzene	48.4%
d5-Phenol	66.7%	2-Fluorophenol	56.8%
2,4,6-Tribromophenol	89.3%	d4-2-Chlorophenol	68.0%

Analytical Resources, Inc.

Semivolatile Report SW846 Method 8270D

Data file : /chem3/nt4.i/20090616.b/pb441.d
 Lab Smp Id: PB44L Client Smp ID: 3SED7-C
 Inj Date : 16-JUN-2009 22:18
 Operator : LJR/VTS Inst ID: nt4.i
 Smp Info : PB44L
 Misc Info : 09-12798
 Comment : 1ul Injection
 Method : /chem3/nt4.i/20090616.b/SW846.m
 Meth Date : 17-Jun-2009 10:11 jeff Quant Type: ISTD
 Cal Date : 08-MAY-2009 15:22 Cal File: c800508.d
 Als bottle: 17
 Dil Factor: 1.00000
 Integrator: HP RTE Compound Sublist: PSDDA.sub
 Target Version: 3.50

*LJR
6/17/09*

Concentration Formula: Amt * DF * Vt / (Ws * (100 - M) / 100) * CpndVariable

Name	Value	Description
DF	1.00000	Dilution Factor
Vt	500.00000	Volume of final extract (uL)
Ws	50.30000	Weight of sample extracted (g)
M	49.40000	% Moisture

Cpnd Variable

Local Compound Variable

Compounds	QUANT SIG	RT	EXP RT	REL RT	RESPONSE	CONCENTRATIONS	
						ON-COLUMN (ug/mL)	FINAL (ug/kg)
\$ 1 2-Fluorophenol	112	5.538	5.475	(0.740)	286509	21.2843	418.1
\$ 2 Phenol-d5	99	7.213	7.091	(0.964)	458505	25.0139	491.4
3 Phenol	94	7.236	7.114	(0.967)	13192	0.62998	12.38
\$ 5 2-Chlorophenol-d4	132	7.218	7.167	(0.965)	288478	25.4824	500.6
4 Bis(2-Chloroethyl) ether	93	Compound Not Detected.					
6 2-Chlorophenol	128	Compound Not Detected.					
7 1,3-Dichlorobenzene	146	Compound Not Detected.					
* 8 1,4-Dichlorobenzene-d4	152	7.483	7.461	(1.000)	175688	20.0000	
9 1,4-Dichlorobenzene	146	Compound Not Detected.					
\$ 10 1,2-Dichlorobenzene-d4	152	7.777	7.761	(1.039)	99888	12.0856	237.4
12 1,2-Dichlorobenzene	146	Compound Not Detected.					
11 Benzyl alcohol	108	Compound Not Detected.					
14 2,2'-oxybis(1-Chloropropane)	45	Compound Not Detected.					
13 2-Methylphenol	108	Compound Not Detected.					
17 Hexachloroethane	117	Compound Not Detected.					

LML

Compounds	QUANT SIG MASS	RT	EXP RT	REL RT	RESPONSE	CONCENTRATIONS	
						ON-COLUMN (ug/mL)	FINAL (ug/kg)
16 N-Nitroso-di-n-propylamine	70						
15 4-Methylphenol	108						
\$ 18 Nitrobenzene-d5	82	8.417	8.401	(0.884)	262620	14.7840	290.4
19 Nitrobenzene	77						
20 Isophorone	82						
21 2-Nitrophenol	139						
22 2,4-Dimethylphenol	107						
23 Bis(2-Chloroethoxy)methane	93						
24 Benzoic acid	105						
25 2,4-Dichlorophenol	162						
26 1,2,4-Trichlorobenzene	180						
* 27 Naphthalene-d8	136	9.522	9.506	(1.000)	626001	20.0000	
28 Naphthalene	128						
29 4-Chloroaniline	127						
30 Hexachlorobutadiene	225						
31 4-Chloro-3-methylphenol	107						
32 2-Methylnaphthalene	141						
33 Hexachlorocyclopentadiene	237						
34 2,4,6-Trichlorophenol	196						
35 2,4,5-Trichlorophenol	196						
\$ 36 2-Fluorobiphenyl	172	11.320	11.309	(0.915)	463712	16.7600	329.3
37 2-Chloronaphthalene	162						
38 2-Nitroaniline	65						
39 Dimethylphthalate	163						
40 Acenaphthylene	152						
41 2,6-Dinitrotoluene	165						
* 42 Acenaphthene-d10	164	12.365	12.344	(1.000)	365014	20.0000	
43 3-Nitroaniline	138						
44 Acenaphthene	153						
45 2,4-Dinitrophenol	184						
46 Dibenzofuran	168						
47 4-Nitrophenol	109						
48 2,4-Dinitrotoluene	165						
50 Diethylphthalate	149						
49 Fluorene	166						
51 4-Chlorophenyl-phenylether	204						
52 4-Nitroaniline	138						
53 4,6-Dinitro-2-methylphenol	198						
54 N-Nitrosodiphenylamine	169						
\$ 55 2,4,6-Tribromophenol	330	13.658	13.636	(1.105)	112836	33.4614	657.3
56 4-Bromophenyl-phenylether	248						
57 Hexachlorobenzene	284						
58 Pentachlorophenol	266						
* 59 Phenanthrene-d10	188	14.721	14.694	(1.000)	626641	20.0000	
60 Phenanthrene	178	14.757	14.735	(1.002)	148795	3.72055	73.09
61 Anthracene	178	14.827	14.805	(1.007)	58570	1.44274	28.34
62 Carbazole	167						

Compounds	QUANT SIG				CONCENTRATIONS			
	MASS	RT	EXP RT	REL RT	RESPONSE	ON-COLUMN (ug/mL)	FINAL (ug/kg)	
63 Di-n-butylphthalate	149	15.873	15.845	(1.078)	29127	0.65659 DL	12.90	
64 Fluoranthene	202	16.690	16.650	(1.134)	382873	9.65442	189.7	
65 Pyrene	202	17.036	16.997	(0.896)	356795	7.01667	137.8	
\$ 66 Terphenyl-d14	244	17.377	17.338	(0.914)	502632	16.5629	325.4	
67 Butylbenzylphthalate	149	Compound Not Detected.						
68 Benzo(a)anthracene	228	19.005	18.948	(0.999)	164496	4.03483	79.26	
* 69 Chrysene-d12	240	19.022	18.977	(1.000)	590615	20.0000		
70 3,3'-Dichlorobenzidine	252	Compound Not Detected.						
71 Chrysene	228	19.063	19.018	(1.002)	378322	9.48927	186.4	
72 bis(2-Ethylhexyl)phthalate	149	19.293	19.247	(0.954)	153283	5.14211	101.0	
* 134 Di-n-octylphthalate-d4	153	20.227	20.181	(1.000)	921699	20.0000		
73 Di-n-octylphthalate	149	Compound Not Detected.						
74 Benzo(b)fluoranthene	252	20.667	20.593	(0.976)	331988	7.91999	155.63 ⁸⁹³	
75 Benzo(k)fluoranthene	252	20.667	20.628	(0.976)	331988	7.65337	150.4 ⁸⁹³	
76 Benzo(a)pyrene	252	21.102	21.027	(0.996)	120213	3.20839	63.03	
* 77 Perylene-d12	264	21.184	21.110	(1.000)	599895	20.0000		
78 Indeno(1,2,3-cd)pyrene	276	22.577	22.467	(1.066)	75518	1.60502	31.53	
79 Dibenzo(a,h)anthracene	278	22.595	22.496	(1.067)	21470	0.55969 LNL	11.00 (MH)	
80 Benzo(g,h,i)perylene	276	22.918	22.802	(1.082)	77098	1.81329	35.62	
90 N-Nitrosodimethylamine	74	Compound Not Detected.						
91 Aniline	93	Compound Not Detected.						
93 Benzidine	184	Compound Not Detected.						
103 Pyridine	79	Compound Not Detected.						
105 1-methylnaphthalene	141	Compound Not Detected.						
111 Azobenzene (1,2-DP-Hydrazine)	77	Compound Not Detected.						

QC Flag Legend

M - Compound response manually integrated.
 H - Operator selected an alternate compound hit.

Analytical Resources, Inc.

INTERNAL STANDARD COMPOUNDS
 AREA AND RT SUMMARY

Instrument ID: nt4.i
 Lab File ID: pb441.d
 Lab Smp Id: PB44L
 Analysis Type: SV
 Quant Type: ISTD
 Operator: LJR/VTS
 Method File: /chem3/nt4.i/20090616.b/SW846.m
 Misc Info: 09-12798

Calibration Date: 16-JUN-2009
 Calibration Time: 13:06
 Client Smp ID: 3SED7-C
 Level: LOW
 Sample Type: Sediment

Test Mode:
 Use Initial Calibration Level 4.

COMPOUND	STANDARD	AREA LIMIT		SAMPLE	%DIFF
		LOWER	UPPER		
8 1,4-Dichlorobenze	180629	90314	361258	175688	-2.74
27 Naphthalene-d8	633172	316586	1266344	626001	-1.13
42 Acenaphthene-d10	336916	168458	673832	365014	8.34
59 Phenanthrene-d10	514258	257129	1028516	626641	21.85
69 Chrysene-d12	376875	188438	753750	590615	56.71
134 Di-n-octylphthala	640574	320287	1281148	921699	43.89
77 Perylene-d12	383864	191932	767728	599895	56.28

COMPOUND	STANDARD	RT LIMIT		SAMPLE	%DIFF
		LOWER	UPPER		
8 1,4-Dichlorobenze	7.46	6.96	7.96	7.48	0.29
27 Naphthalene-d8	9.51	9.01	10.01	9.52	0.17
42 Acenaphthene-d10	12.34	11.84	12.84	12.37	0.18
59 Phenanthrene-d10	14.69	14.19	15.19	14.72	0.19
69 Chrysene-d12	18.98	18.48	19.48	19.02	0.24
134 Di-n-octylphthala	20.18	19.68	20.68	20.23	0.22
77 Perylene-d12	21.11	20.61	21.61	21.18	0.35

AREA UPPER LIMIT = +100% of internal standard area.
 AREA LOWER LIMIT = - 50% of internal standard area.
 RT UPPER LIMIT = + 0.50 minutes of internal standard RT.
 RT LOWER LIMIT = - 0.50 minutes of internal standard RT.

Analytical Resources, Inc.

RECOVERY REPORT

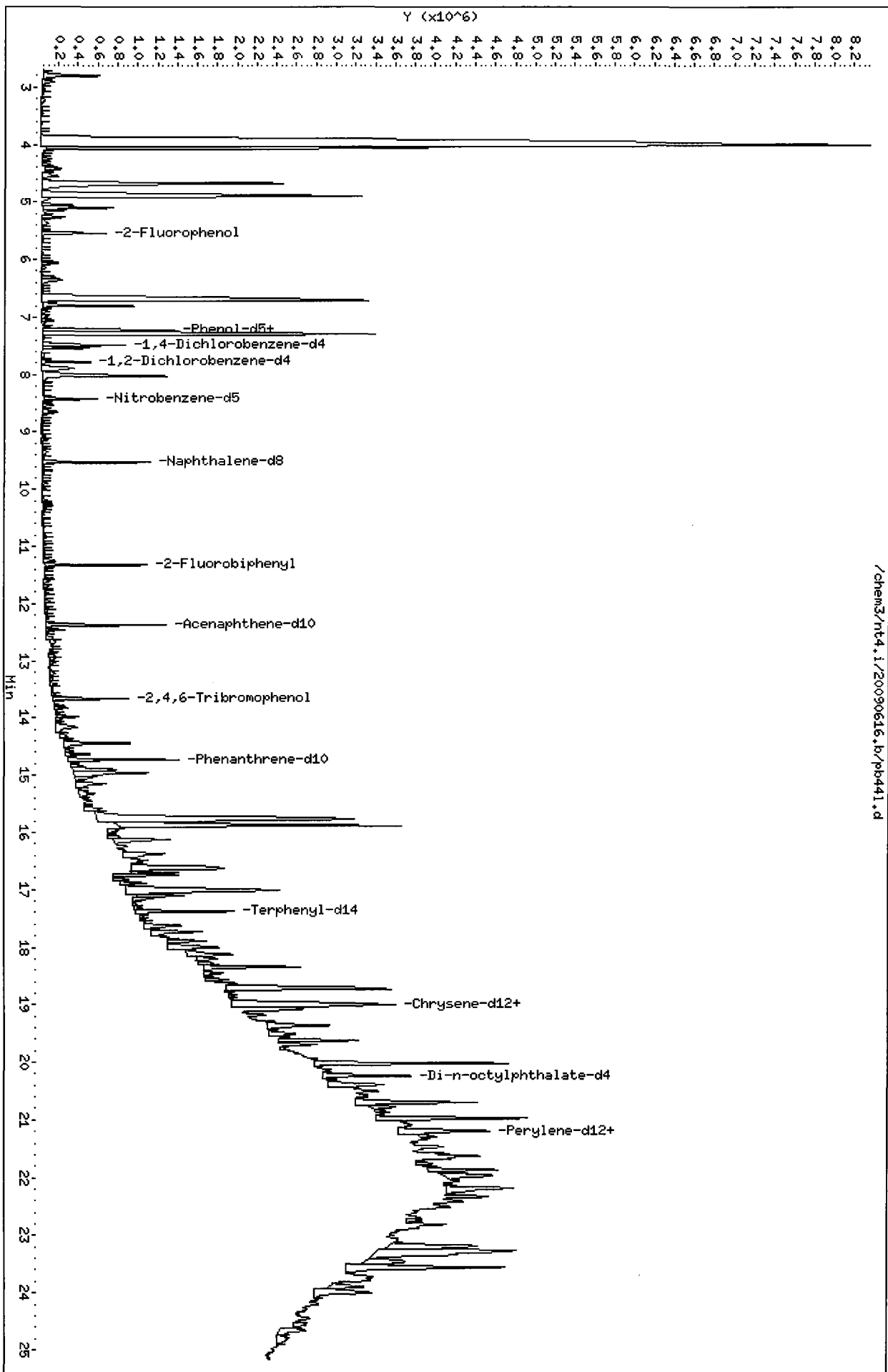
Client Name: ESC Client SDG: PB44
 Sample Matrix: SOLID Fraction: SV
 Lab Smp Id: PB44L Client Smp ID: 3SED7-C
 Level: LOW Operator: LJR/VTS
 Data Type: MS DATA SampleType: SAMPLE
 SpikeList File: PSDDALCS.spk Quant Type: ISTD
 Sublist File: PSDDA.sub
 Method File: /chem3/nt4.i/20090616.b/SW846.m
 Misc Info: 09-12798

SURROGATE COMPOUND	CONC ADDED ug/kg	CONC RECOVERED ug/kg	% RECOVERED	LIMITS
\$ 1 2-Fluorophenol	736.7	418.1	56.76	21-100
\$ 2 Phenol-d5	736.7	491.4	66.70	10-100
\$ 5 2-Chlorophenol-d4	736.7	500.6	67.95	30-100
\$ 10 1,2-Dichlorobenzen	491.1	237.4	48.34	24-100
\$ 18 Nitrobenzene-d5	491.1	290.4	59.14	26-100
\$ 36 2-Fluorobiphenyl	491.1	329.3	67.04	32-100
\$ 55 2,4,6-Tribromophen	736.7	657.3	89.23	33-118
\$ 66 Terphenyl-d14	491.1	325.4	66.25	21-97

Data File: /chem3/nt4.i/20090616.b/pb441.d
Date: 16-JUN-2009 22:18
Client ID: 3SED7-C
Sample Info: PB44L
Volume Injected (uL): 1.0
Column phase: ZB-5

Instrument: nt4.i
Operator: LJR/VTS
Column diameter: 0.32

/chem3/nt4.i/20090616.b/pb441.d



Date : 16-JUN-2009 22:18

Client ID: 3SED7-C

Instrument: nt4.i

Sample Info: PB44L

Volume Injected (uL): 1.0

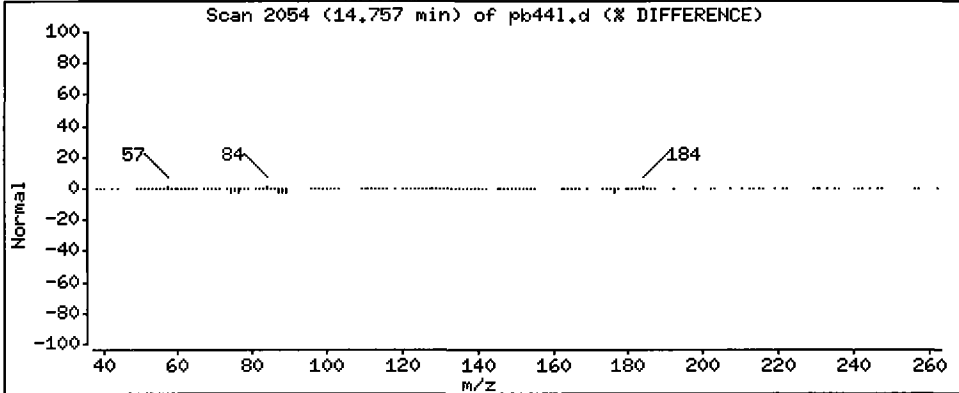
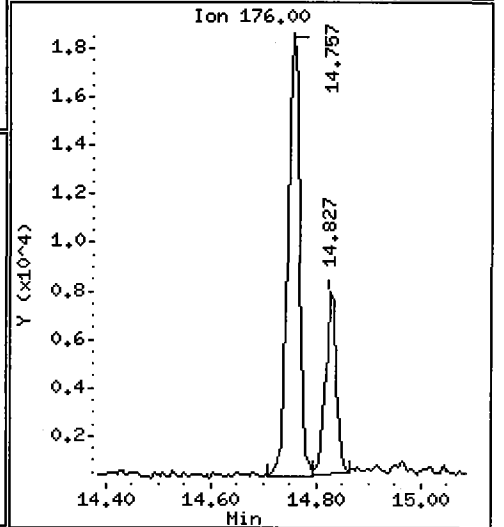
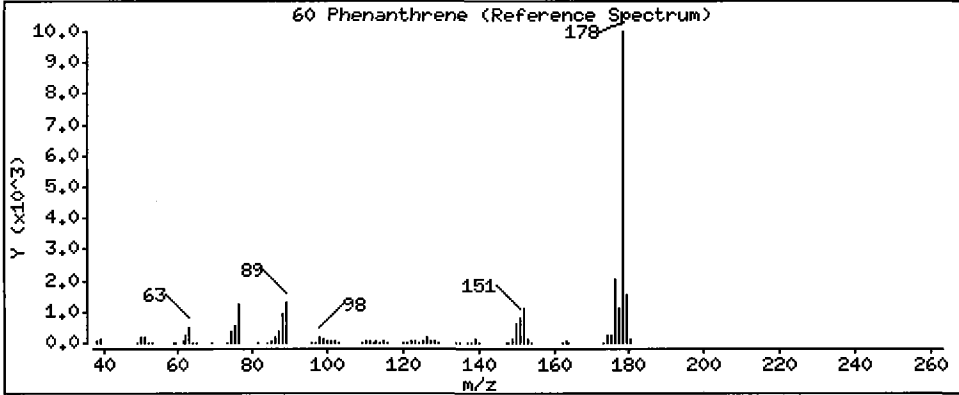
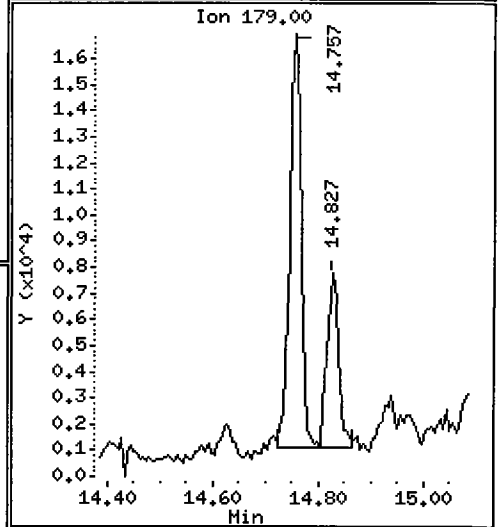
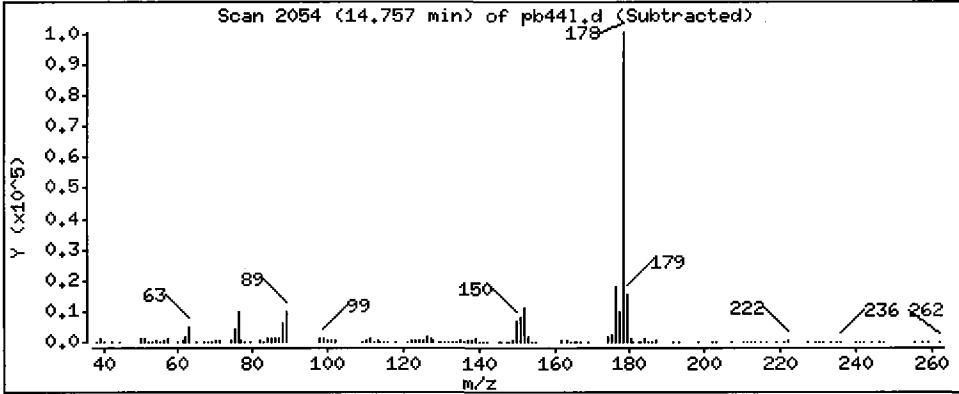
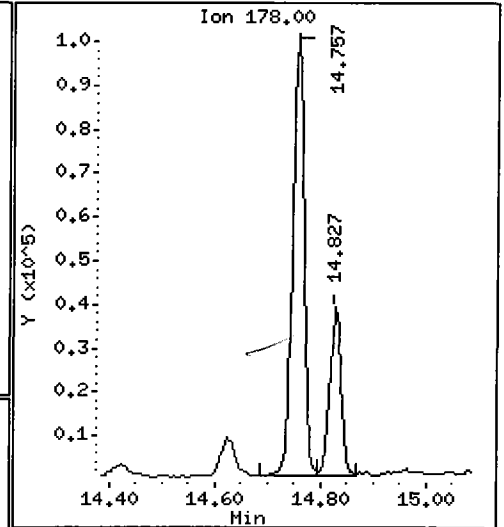
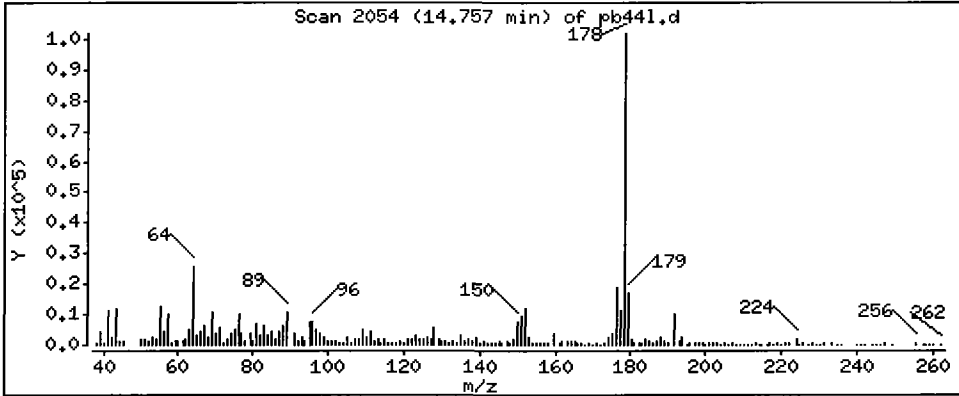
Operator: LJR/VTS

Column phase: ZB-5

Column diameter: 0.32

60 Phenanthrene

Concentration: 73.09 ug/kg



Date : 16-JUN-2009 22:18

Client ID: 3SED7-C

Instrument: nt4.i

Sample Info: PB44L

Volume Injected (uL): 1.0

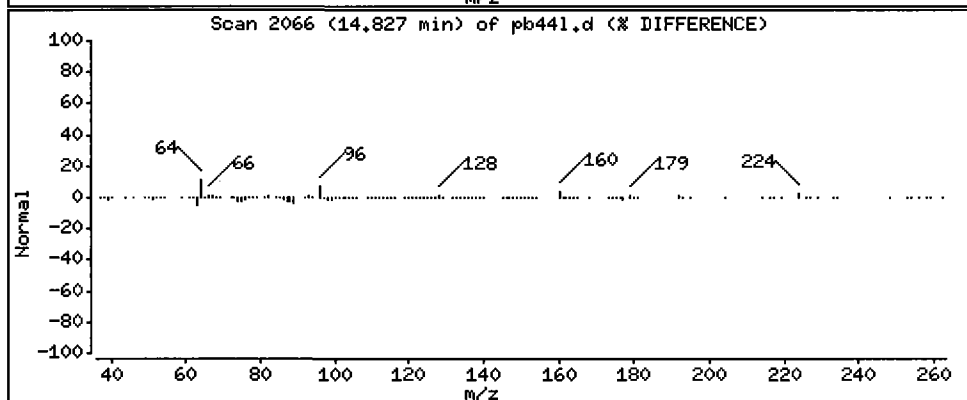
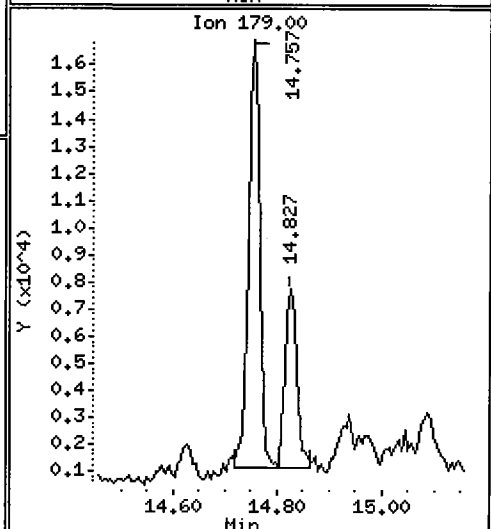
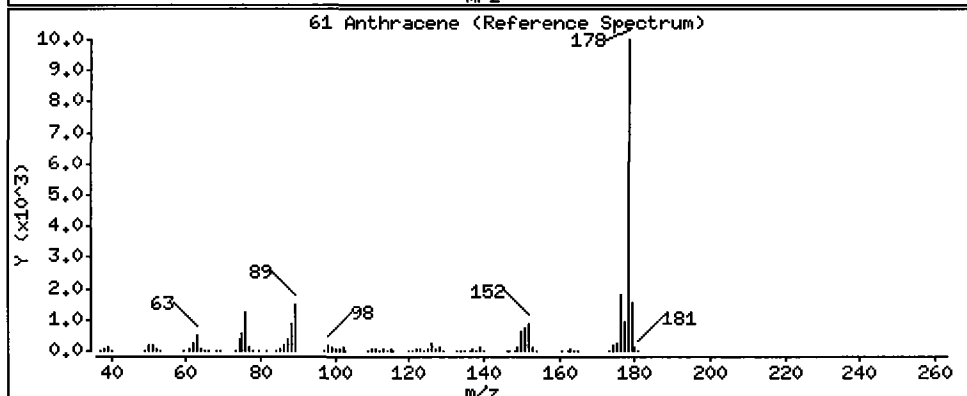
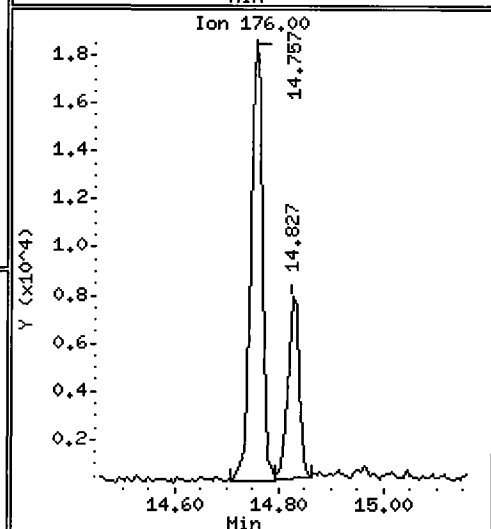
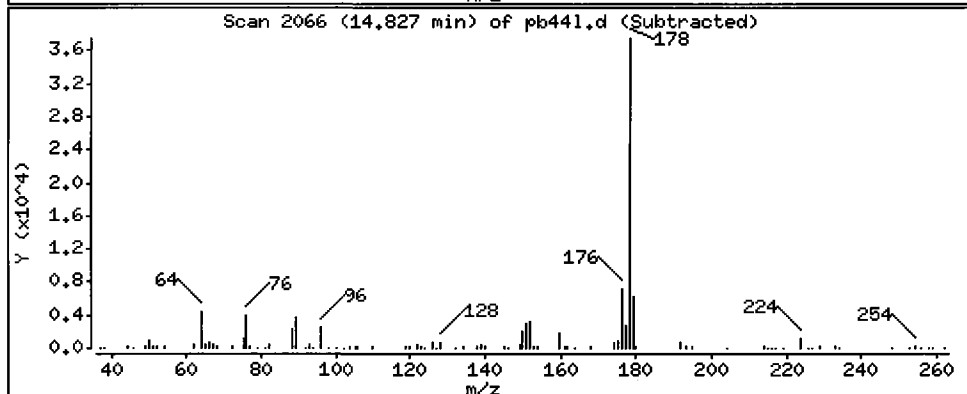
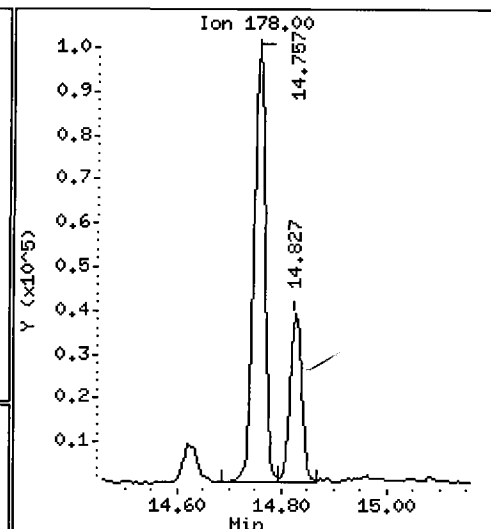
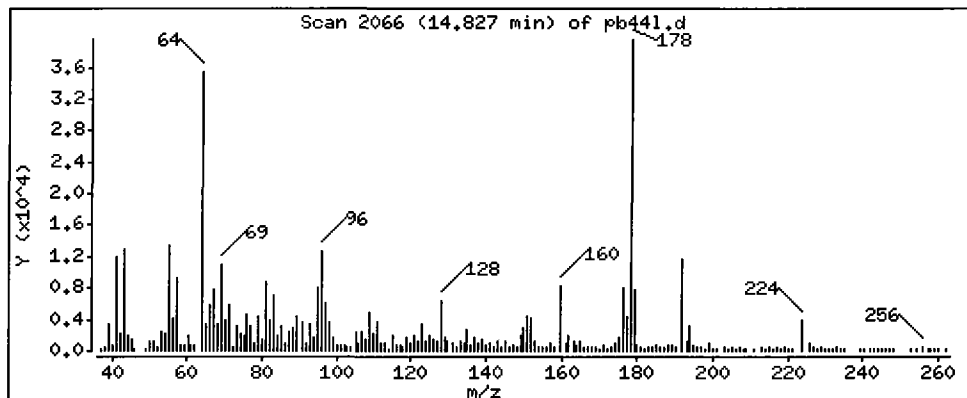
Operator: LJR/VTS

Column phase: ZB-5

Column diameter: 0.32

61 Anthracene

Concentration: 28.34 ug/kg



Date : 16-JUN-2009 22:18

Client ID: 3SED7-C

Instrument: nt4.i

Sample Info: PB44L

Volume Injected (uL): 1.0

Operator: LJR/VTS

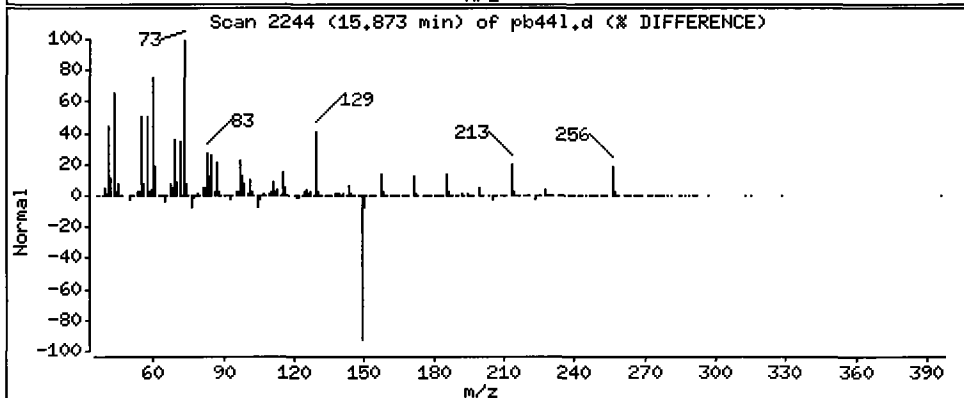
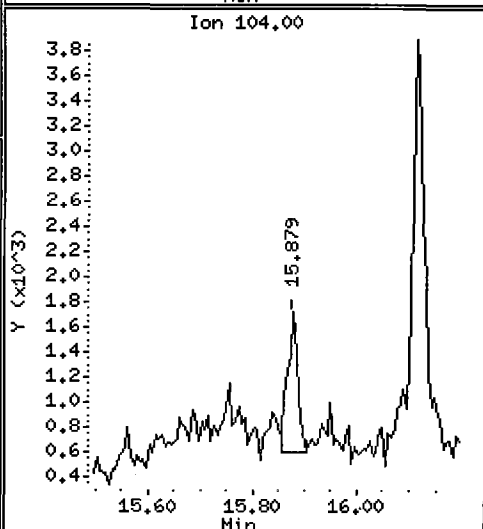
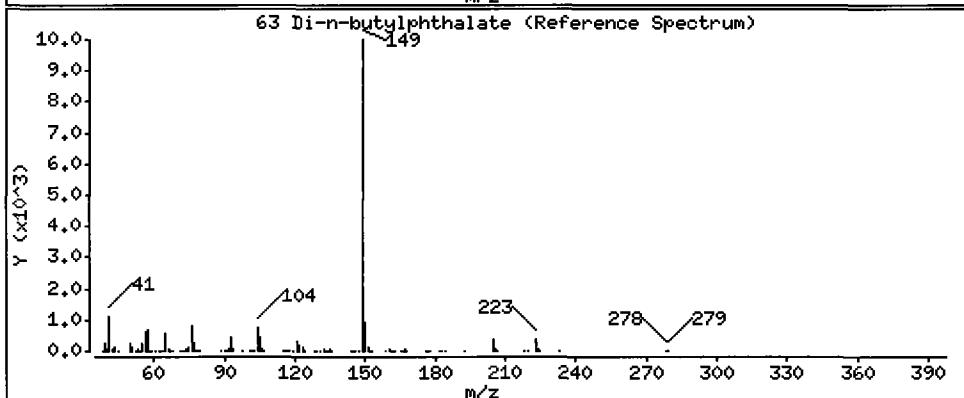
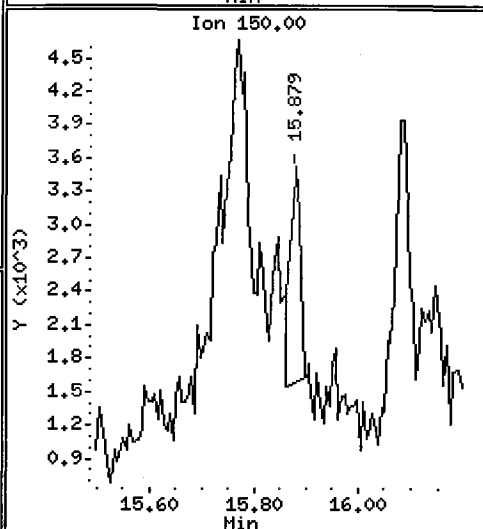
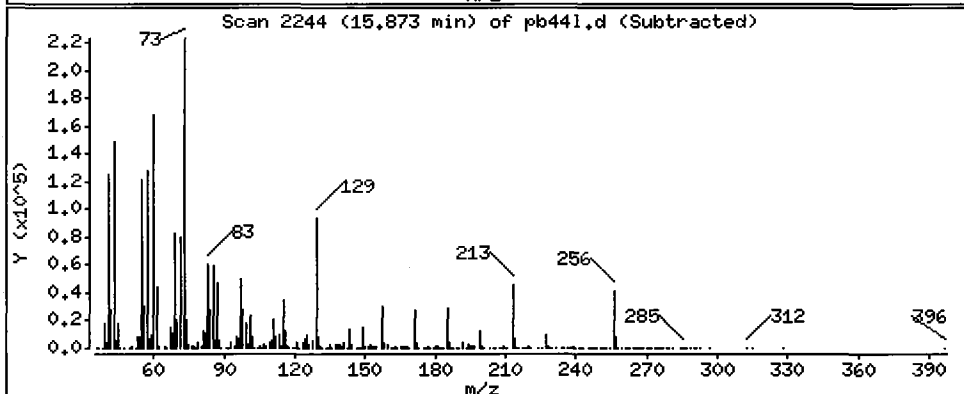
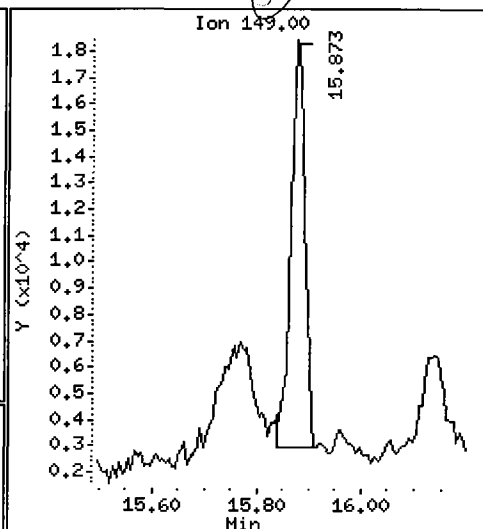
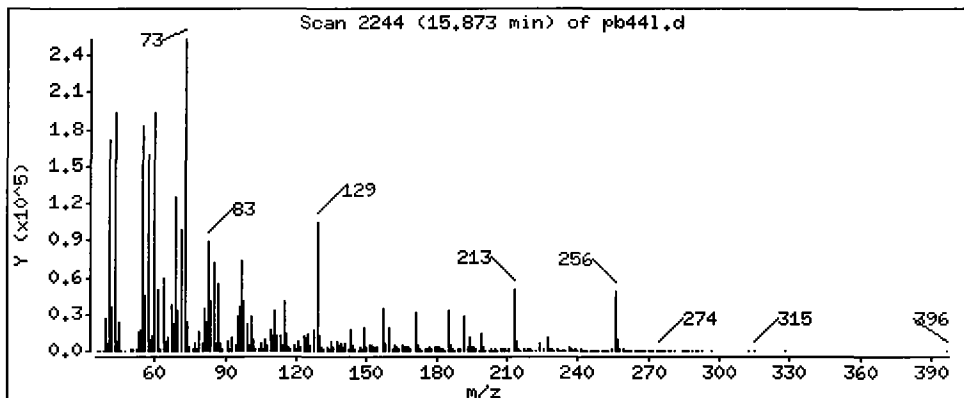
Column phase: ZB-5

Column diameter: 0.32

63 Di-n-butylphthalate

Concentration: 12.90 ug/kg

EW



Date : 16-JUN-2009 22:18

Client ID: 3SED7-C

Instrument: nt4.i

Sample Info: PB44L

Volume Injected (uL): 1.0

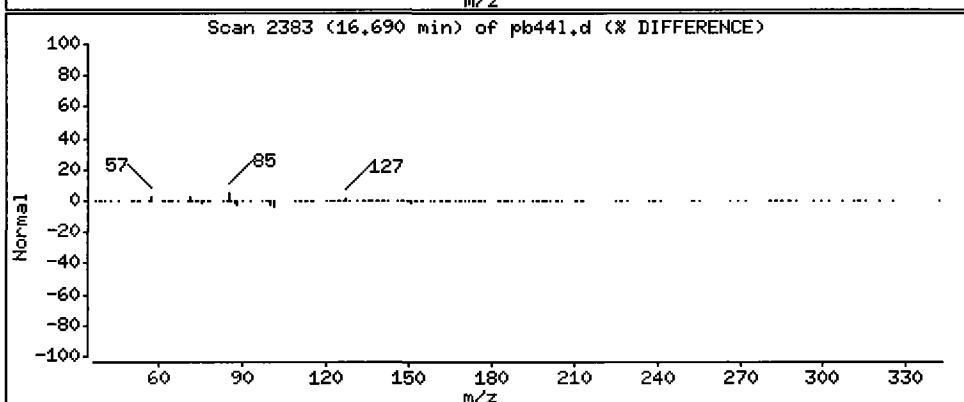
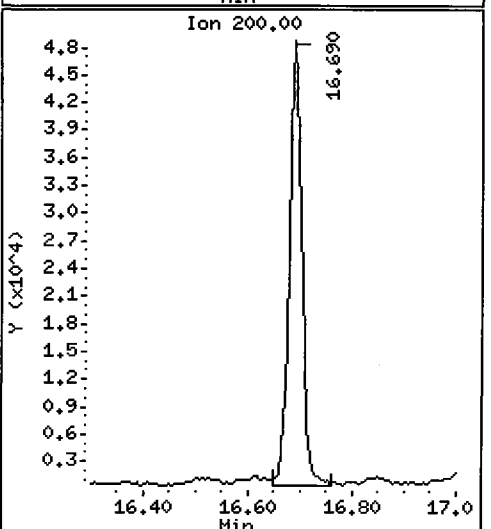
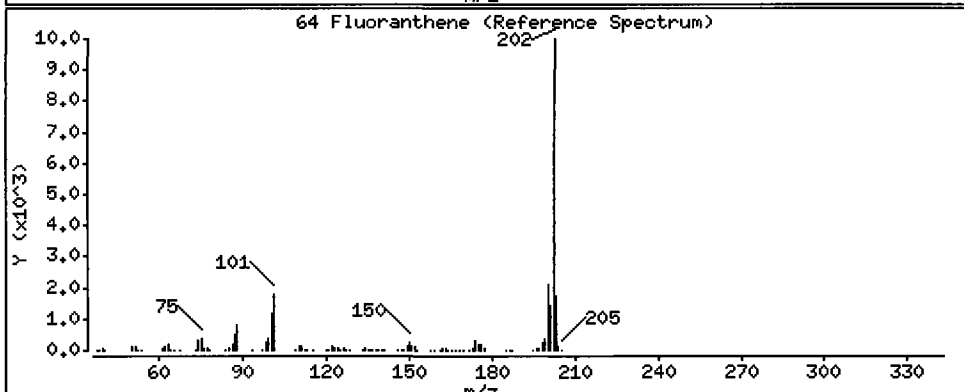
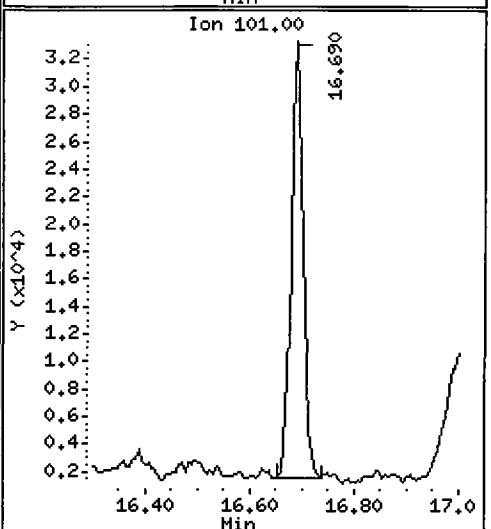
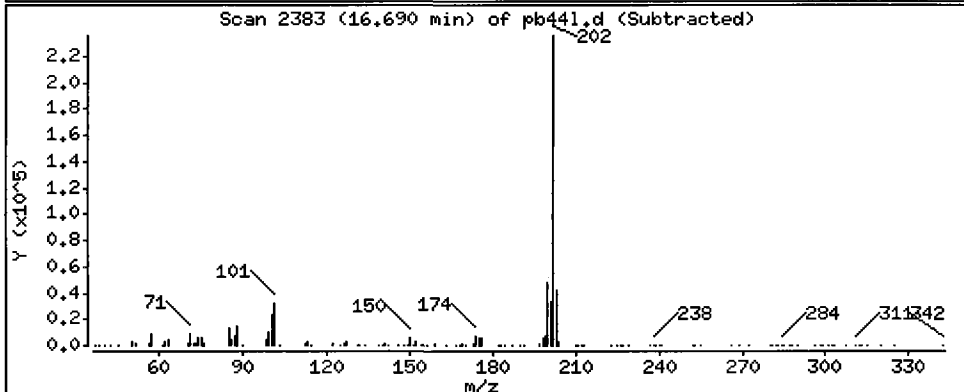
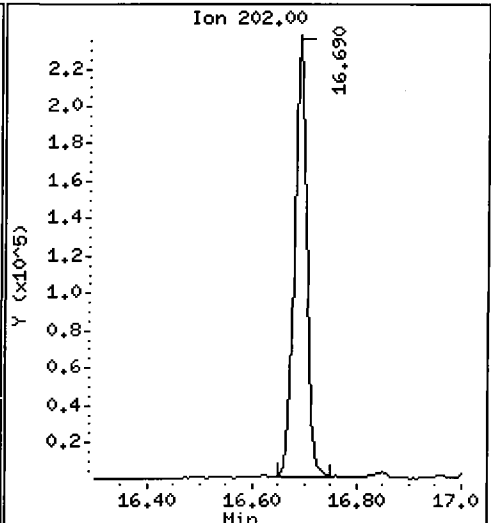
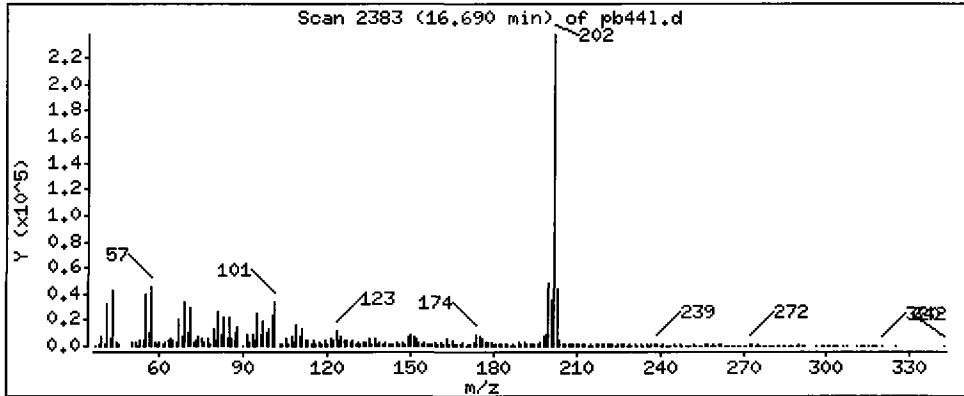
Operator: LJR/VTS

Column phase: ZB-5

Column diameter: 0.32

64 Fluoranthene

Concentration: 189.7 ug/kg



Date : 16-JUN-2009 22:18

Client ID: 3SED7-C

Instrument: nt4.i

Sample Info: PB44L

Volume Injected (uL): 1.0

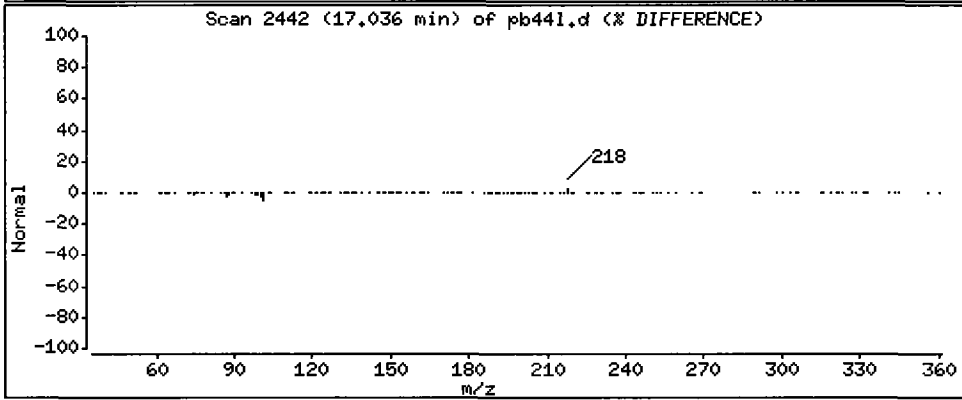
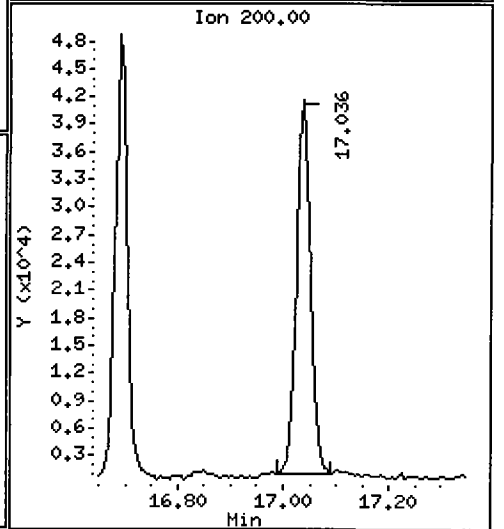
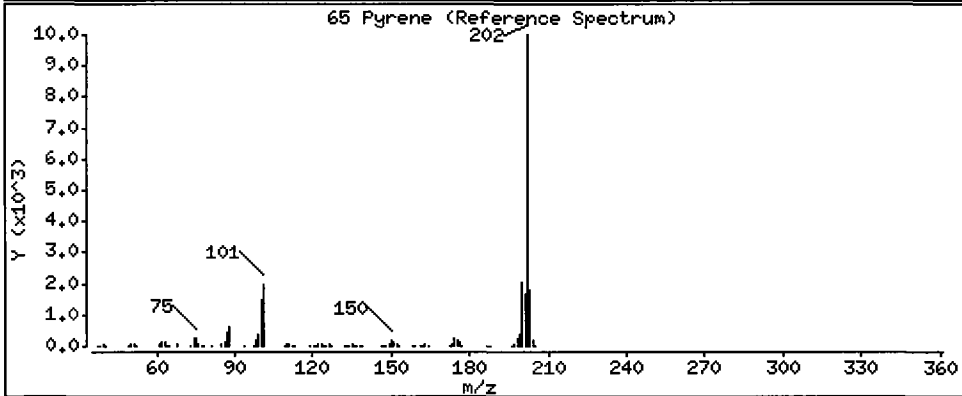
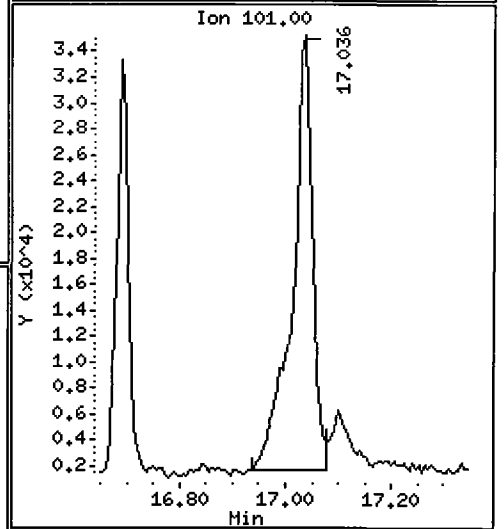
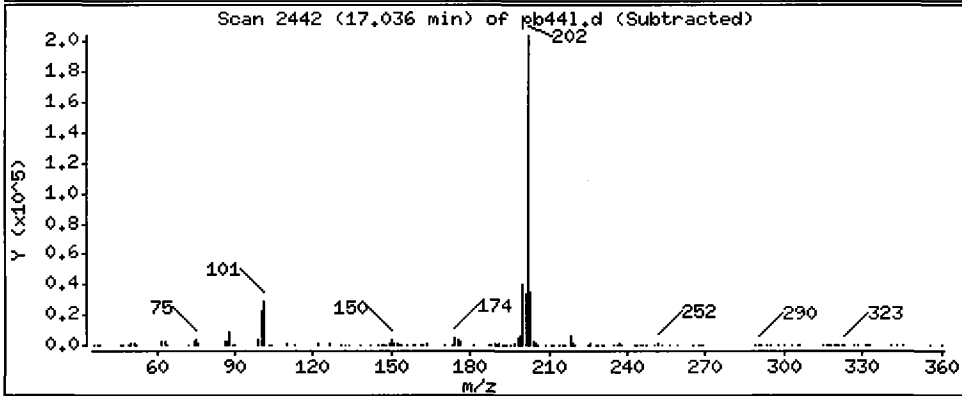
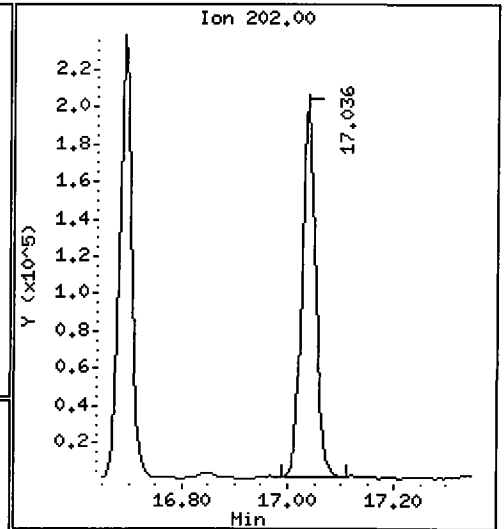
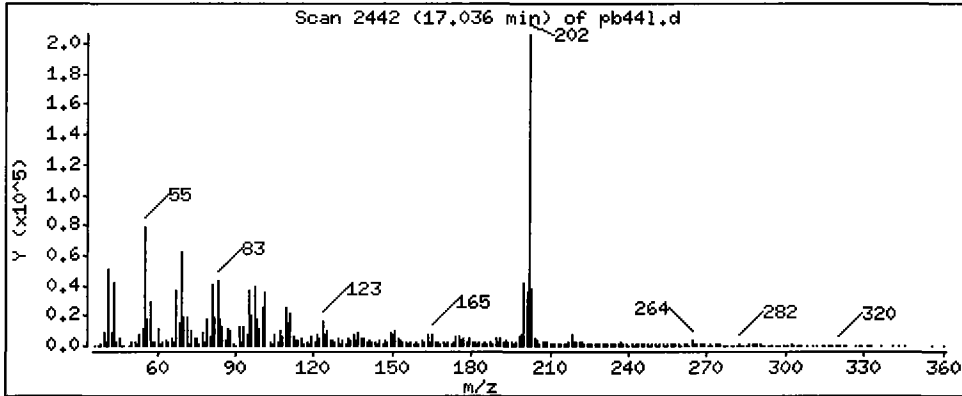
Operator: LJR/VTS

Column phase: ZB-5

Column diameter: 0.32

65 Pyrene

Concentration: 137.8 ug/kg



Date : 16-JUN-2009 22:18

Client ID: 3SED7-C

Instrument: nt4.i

Sample Info: PB44L

Volume Injected (uL): 1.0

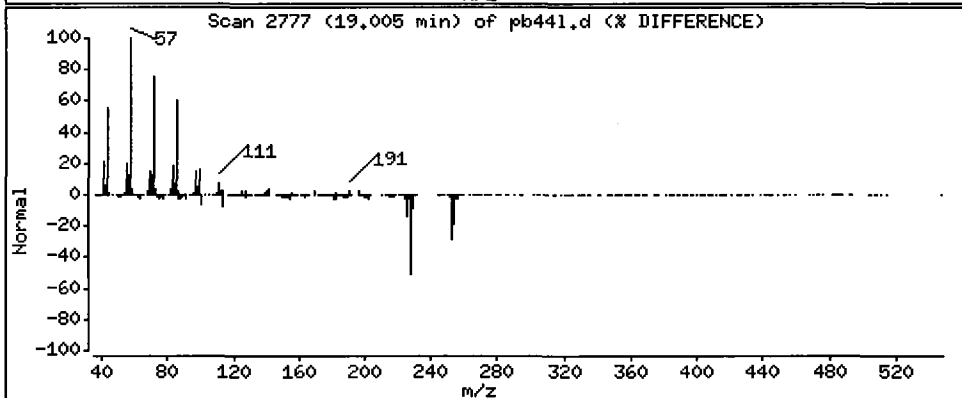
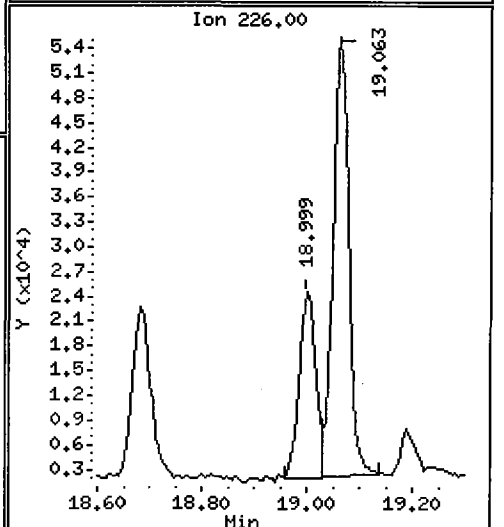
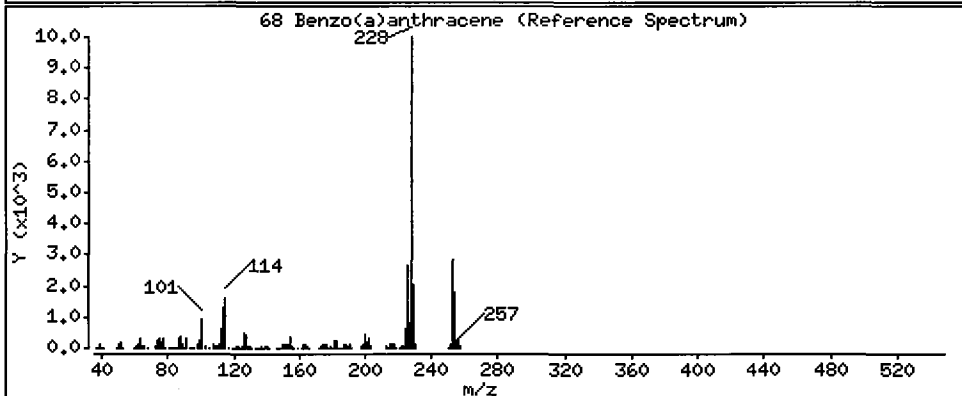
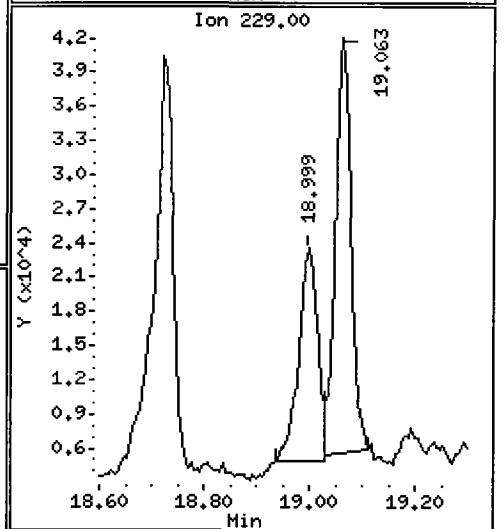
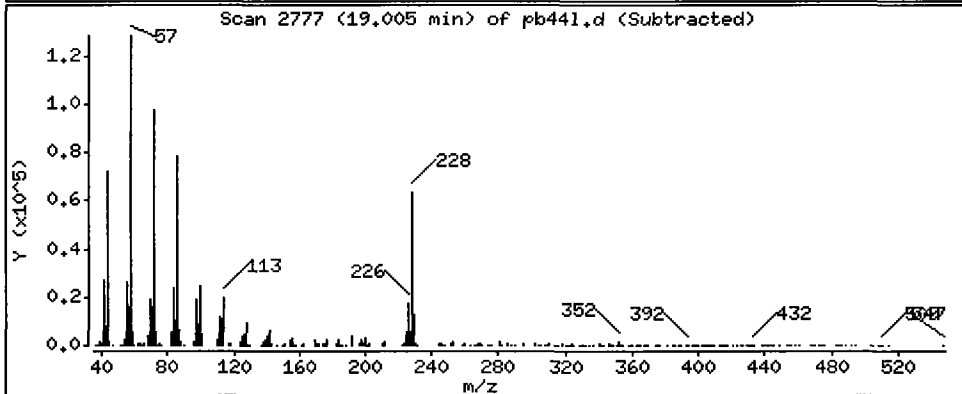
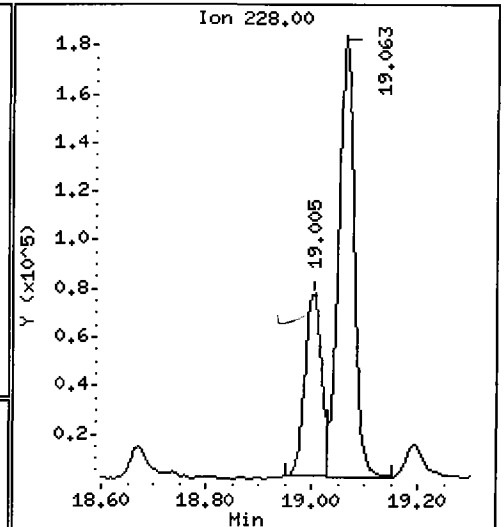
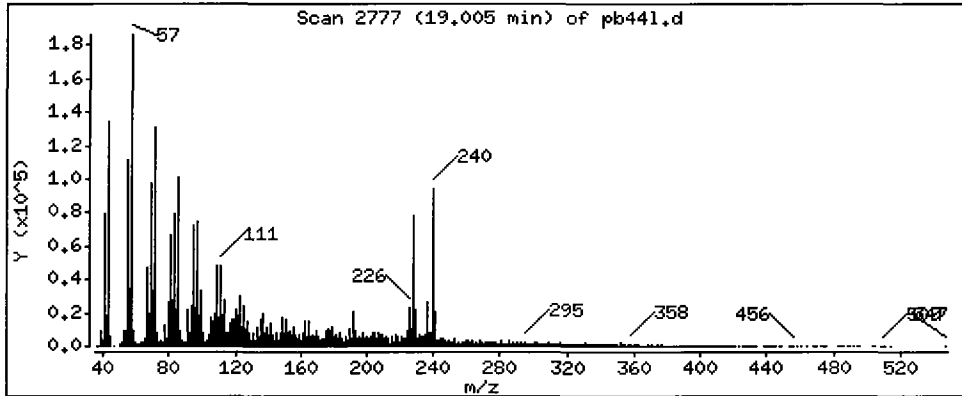
Operator: LJR/VTS

Column phase: ZB-5

Column diameter: 0.32

68 Benzo(a)anthracene

Concentration: 79.26 ug/kg



Date: 16-JUN-2009 22:18

Client ID: 3SED7-C

Instrument: nt4.i

Sample Info: PB44L

Volume Injected (uL): 1.0

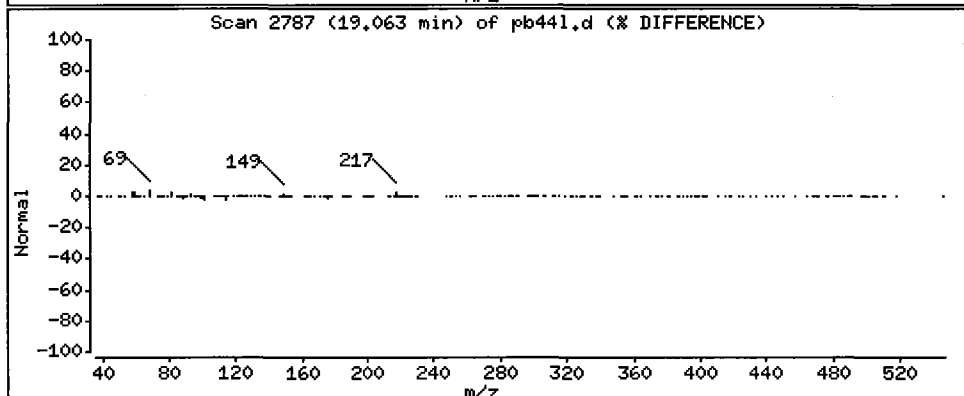
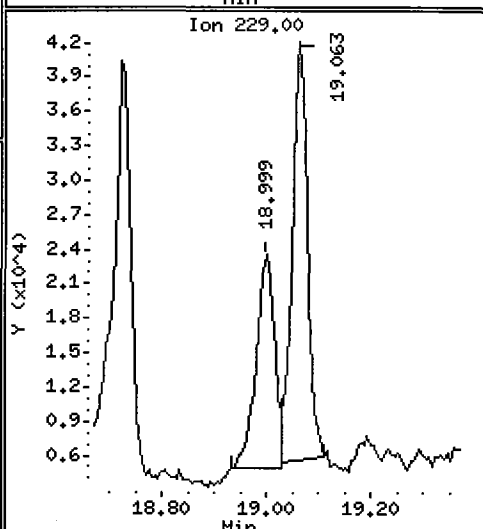
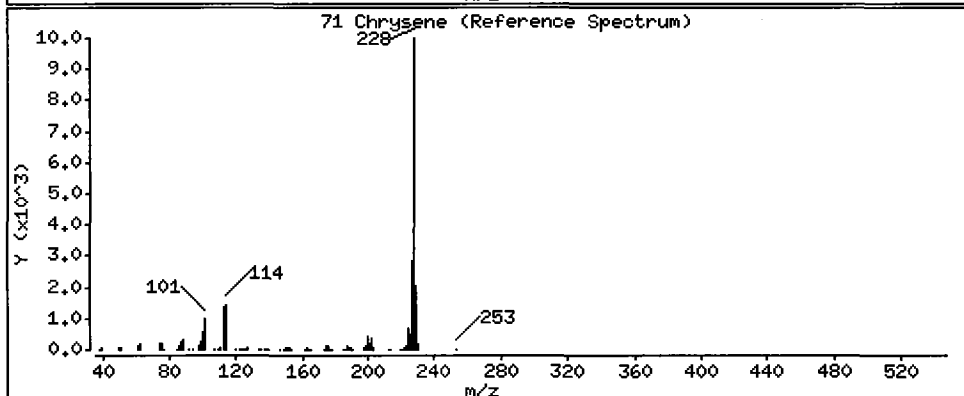
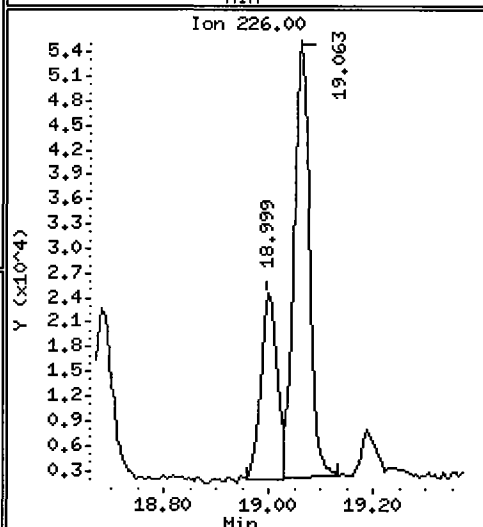
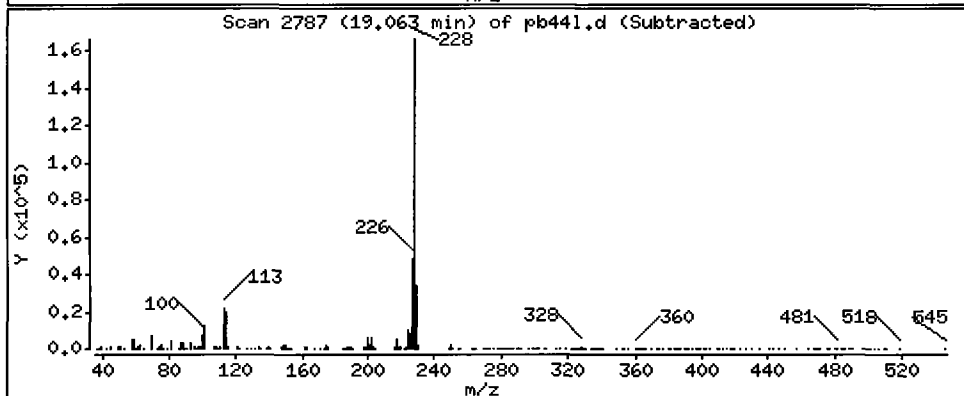
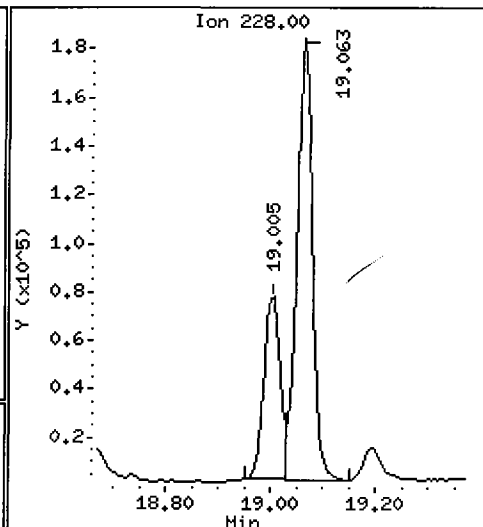
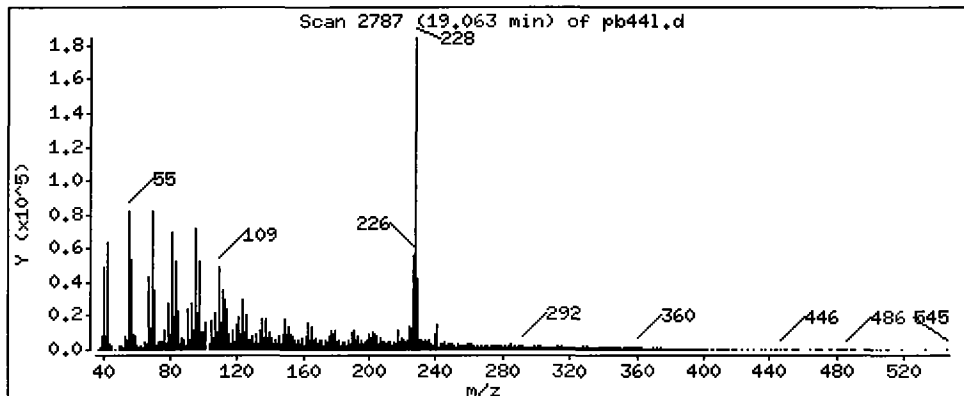
Operator: LJR/VTS

Column phase: ZB-5

Column diameter: 0.32

71 Chrysene

Concentration: 186.4 ug/kg



Date: 16-JUN-2009 22:18

Client ID: 3SED7-C

Instrument: nt4.i

Sample Info: PB44L

Volume Injected (uL): 1.0

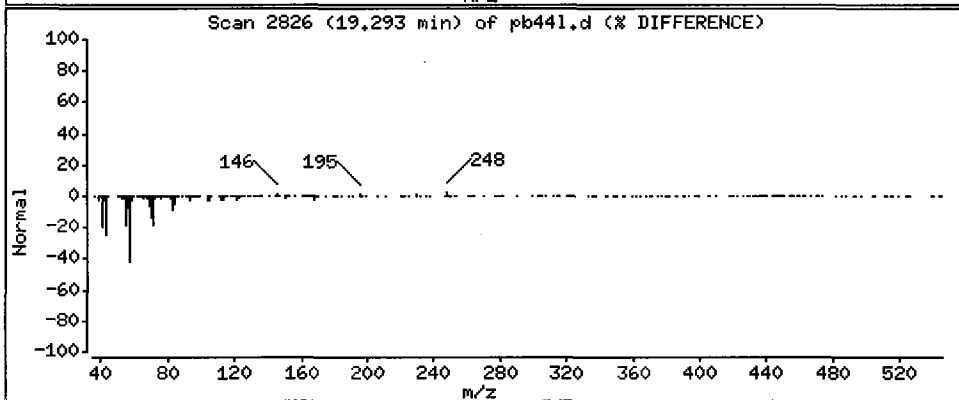
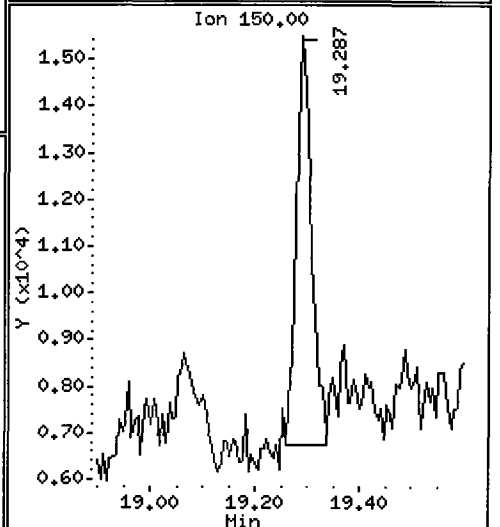
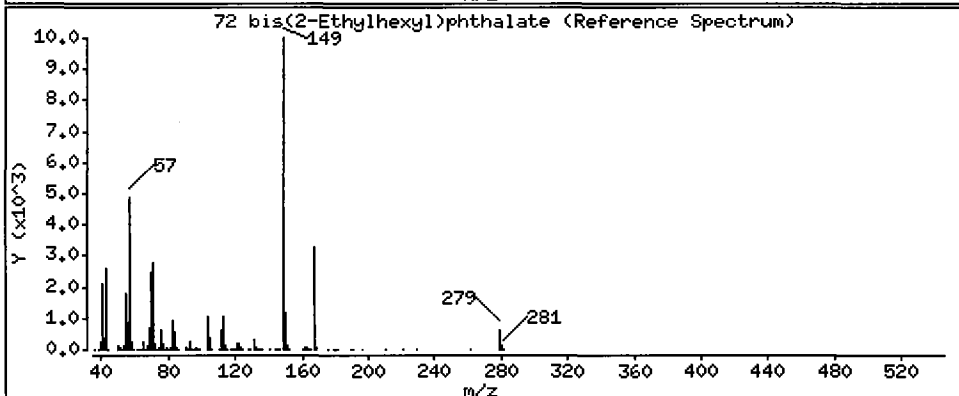
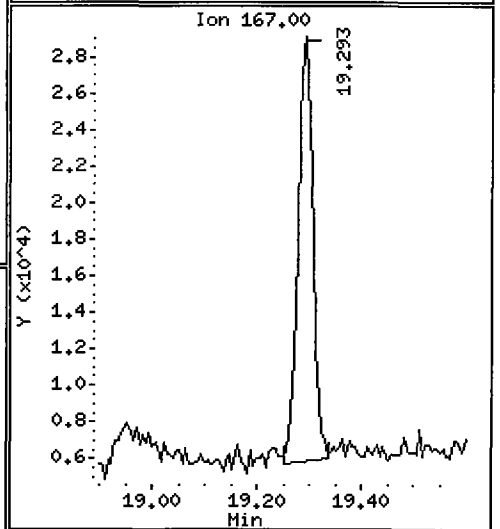
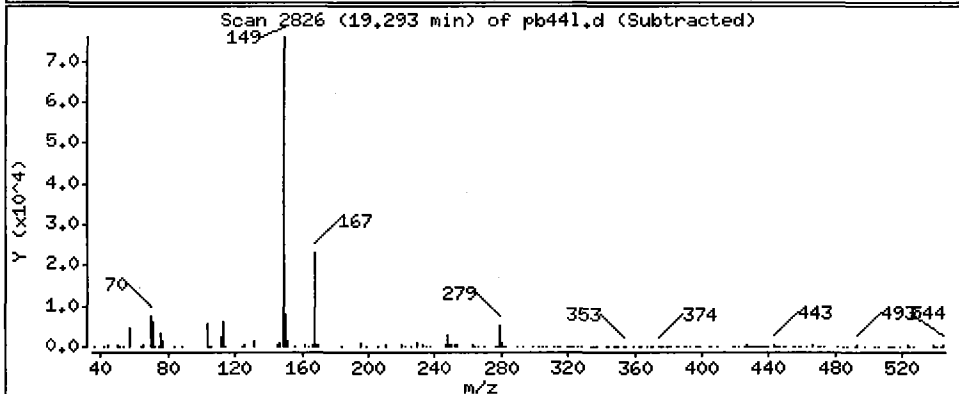
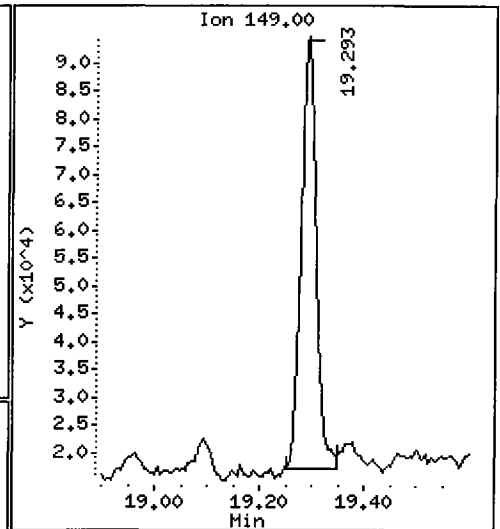
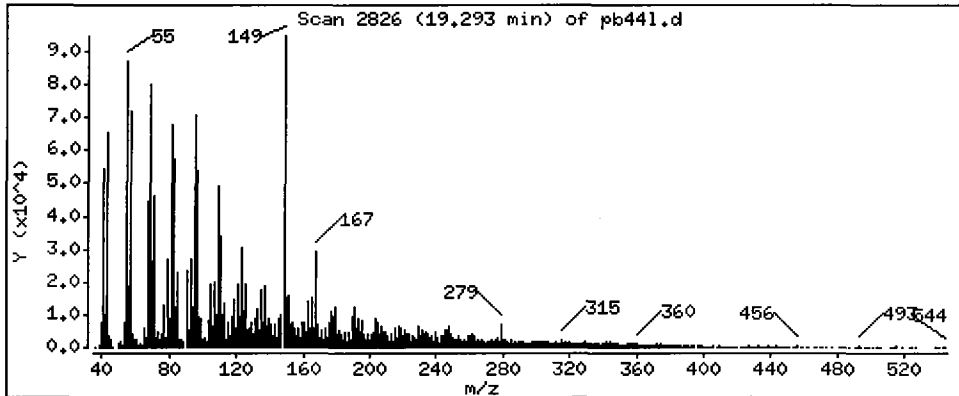
Operator: LJR/VTS

Column phase: ZB-5

Column diameter: 0.32

72 bis(2-Ethylhexyl)phthalate

Concentration: 101.0 ug/kg



Date: 16-JUN-2009 22:18

Client ID: 3SED7-C

Instrument: nt4.i

Sample Info: PB44L

Volume Injected (uL): 1.0

Operator: LJR/VTS

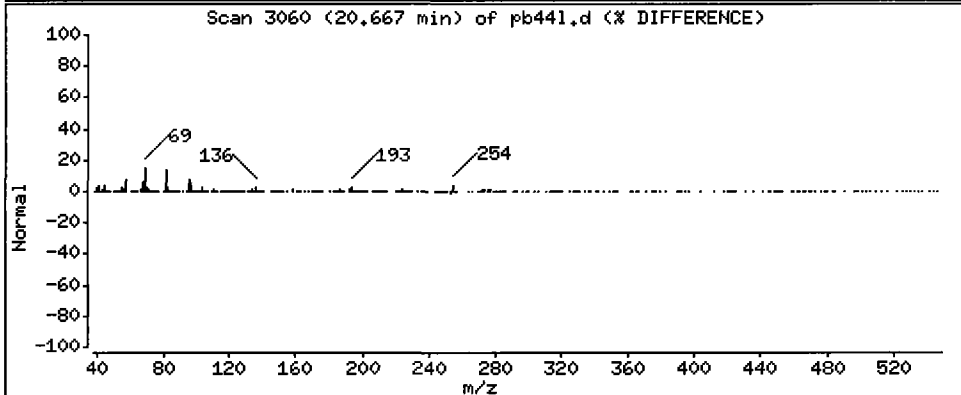
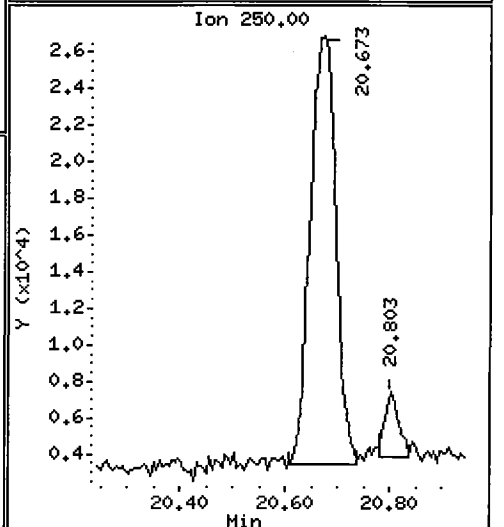
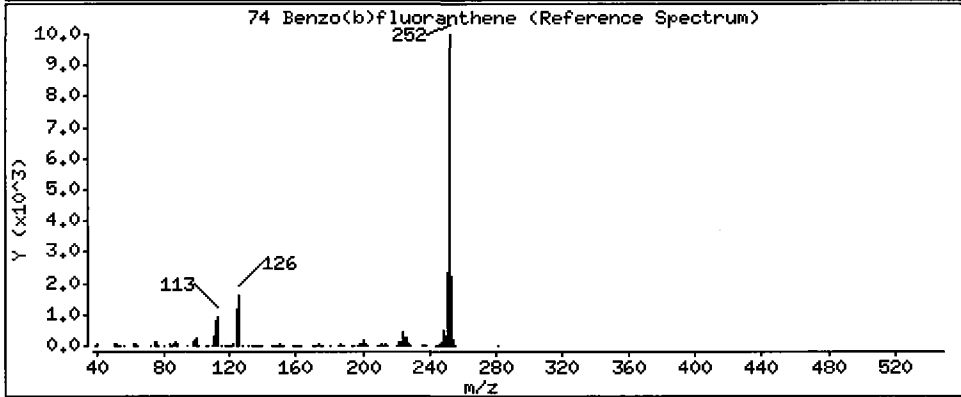
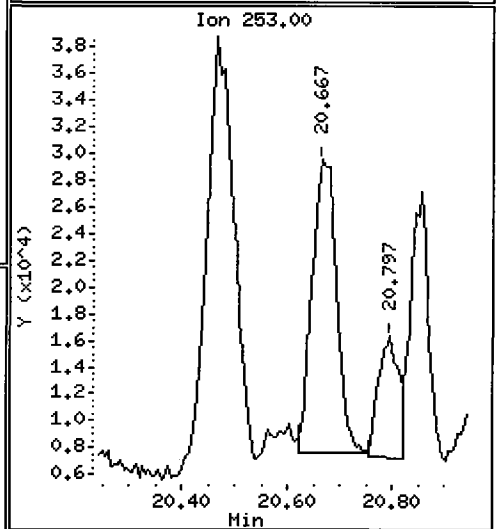
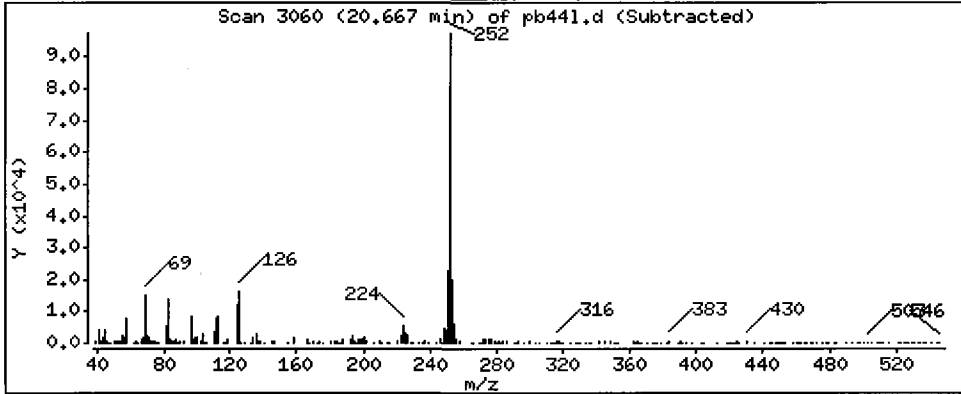
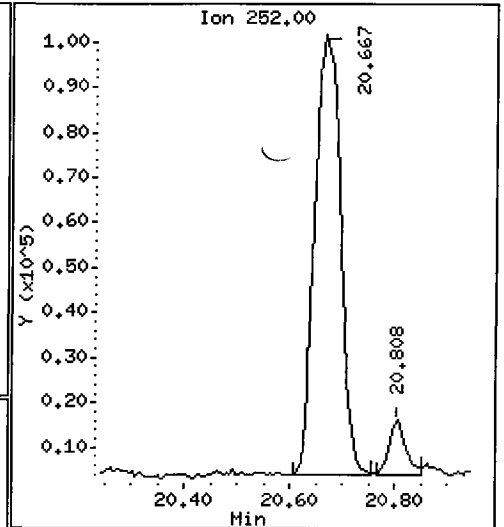
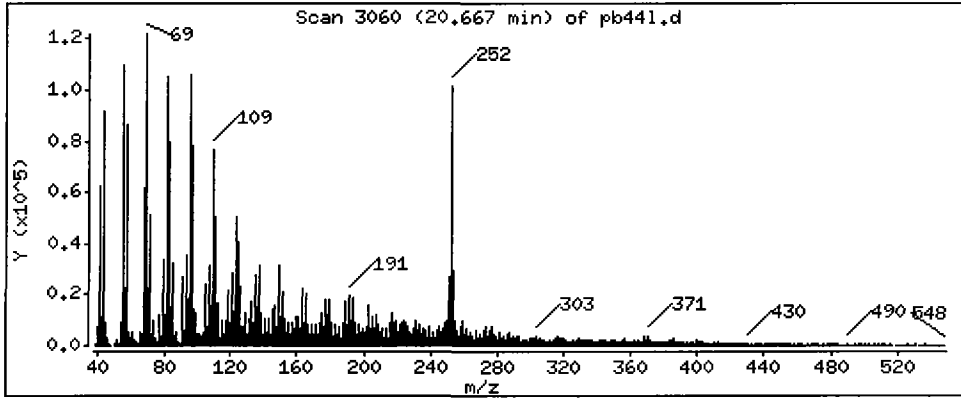
Column phase: ZB-5

Column diameter: 0.32

74 Benzo(b)fluoranthene

Concentration: 155.6 ug/kg

112



Date : 16-JUN-2009 22:18

Client ID: 3SED7-C

Instrument: nt4.i

Sample Info: PB44L

Volume Injected (uL): 1.0

Operator: LJR/VTS

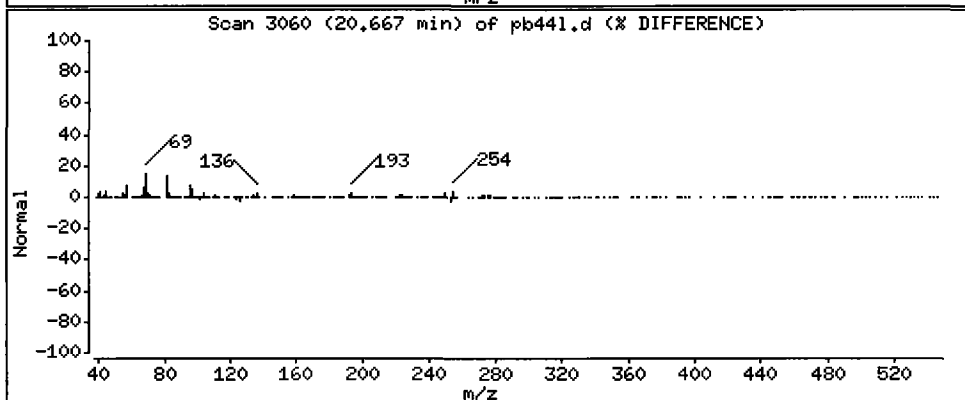
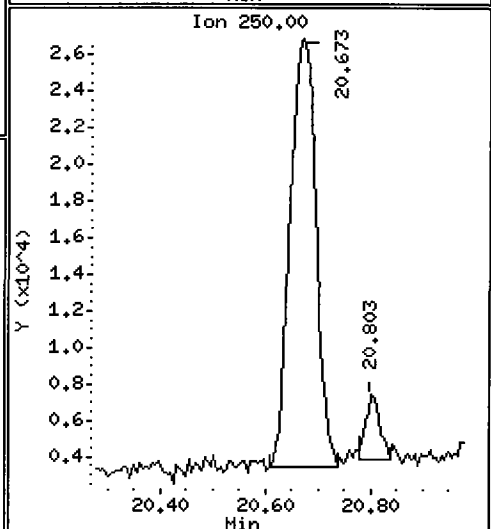
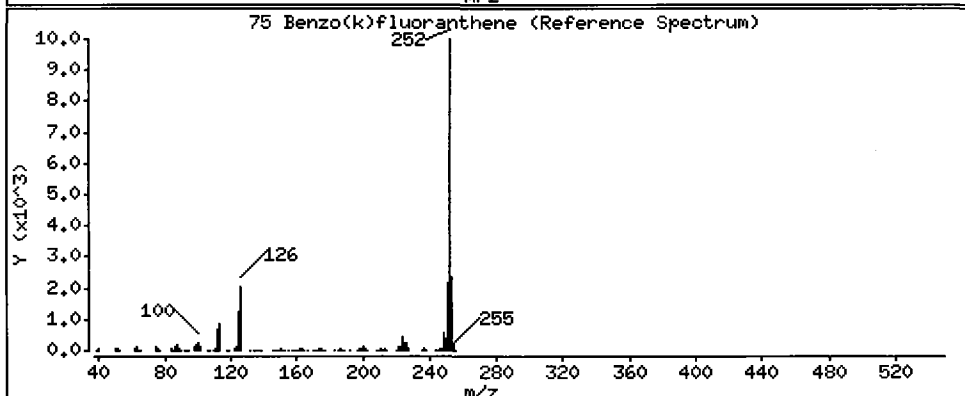
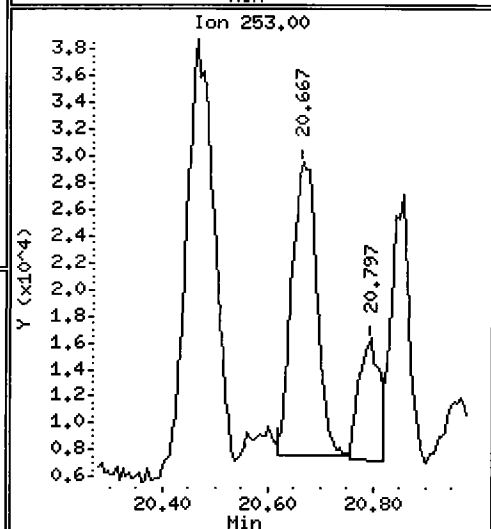
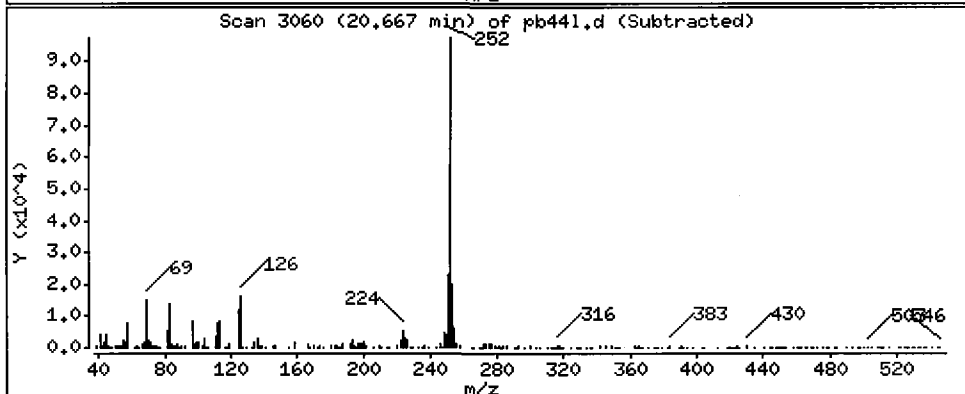
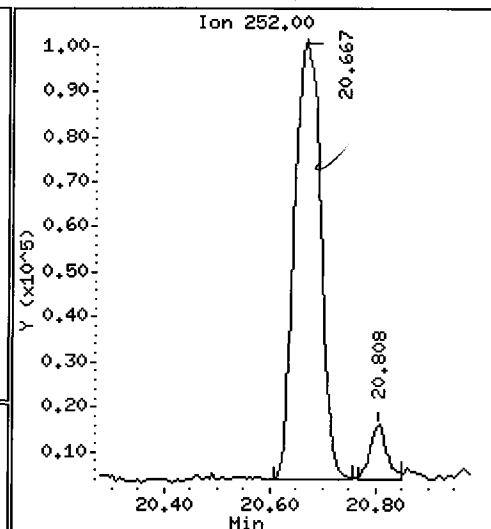
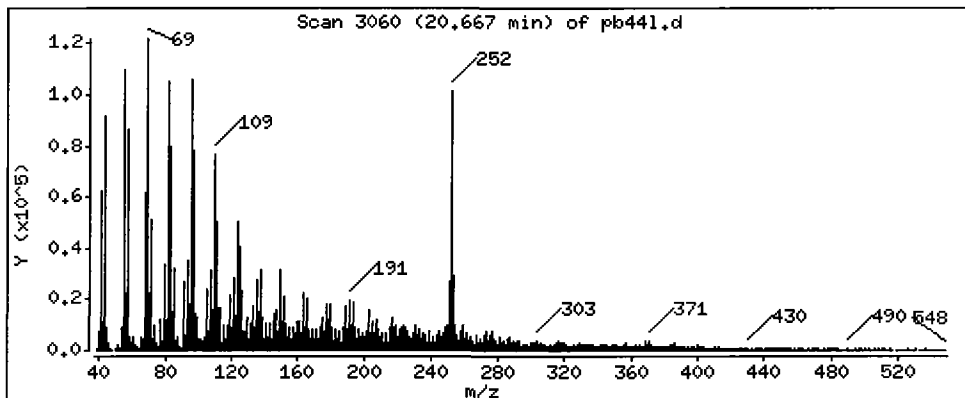
Column phase: ZB-5

Column diameter: 0.32

1/2

75 Benzo(k)fluoranthene

Concentration: 150.4 ug/kg



Date : 16-JUN-2009 22:18

Client ID: 3SED7-C

Instrument: nt4.i

Sample Info: PB44L

Volume Injected (uL): 1.0

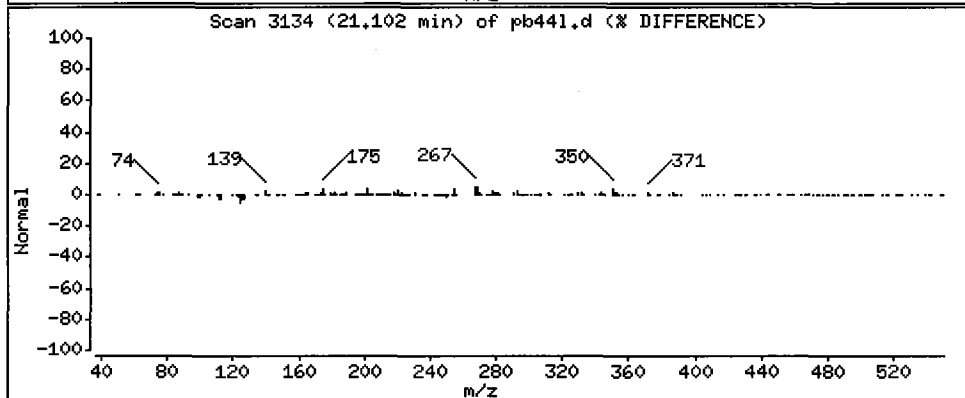
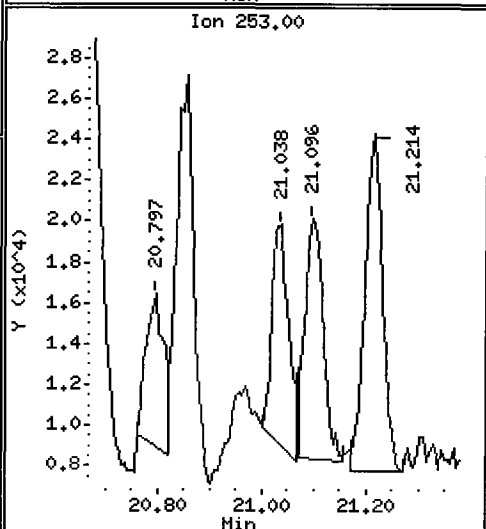
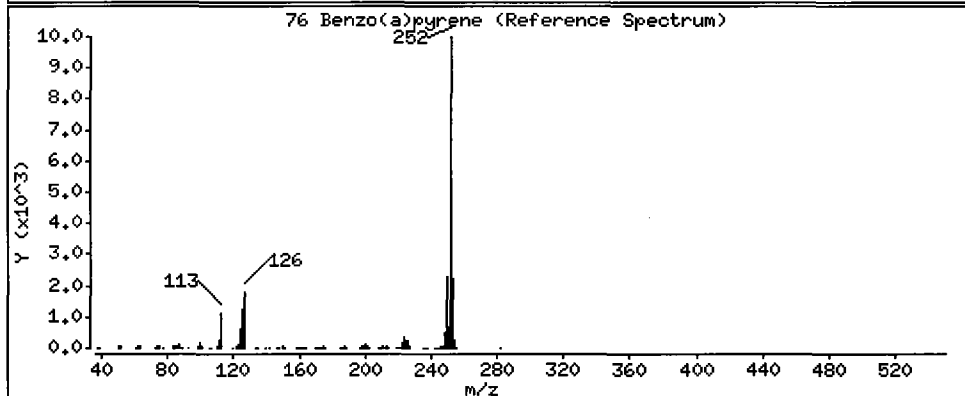
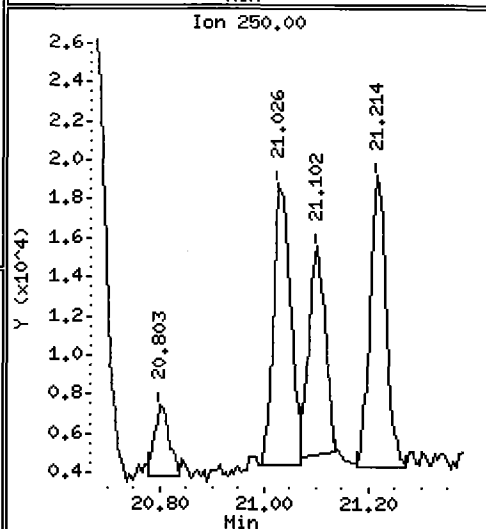
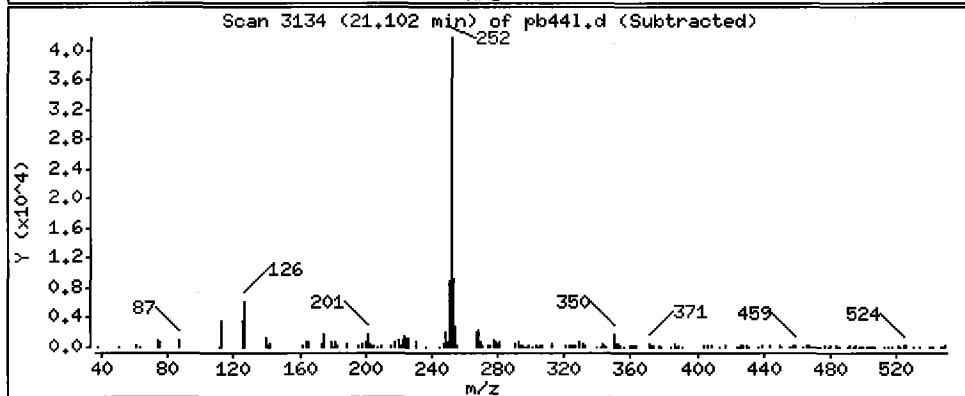
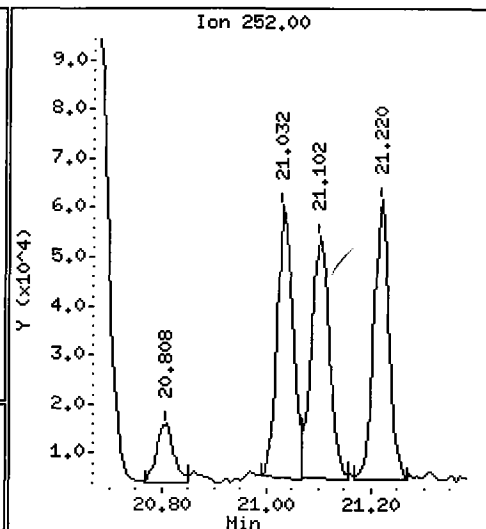
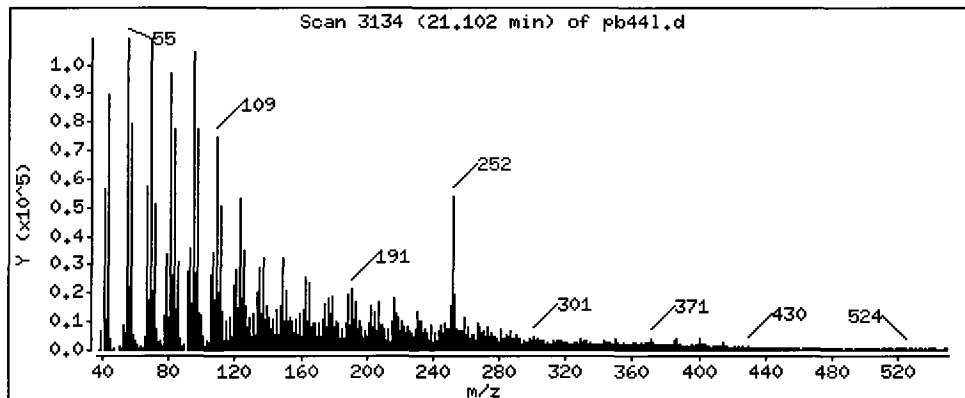
Operator: LJR/VTS

Column phase: ZB-5

Column diameter: 0.32

76 Benzo(a)pyrene

Concentration: 63.03 ug/kg



Date: 16-JUN-2009 22:18

Client ID: 3SED7-C

Instrument: nt4.i

Sample Info: PB44L

Volume Injected (uL): 1.0

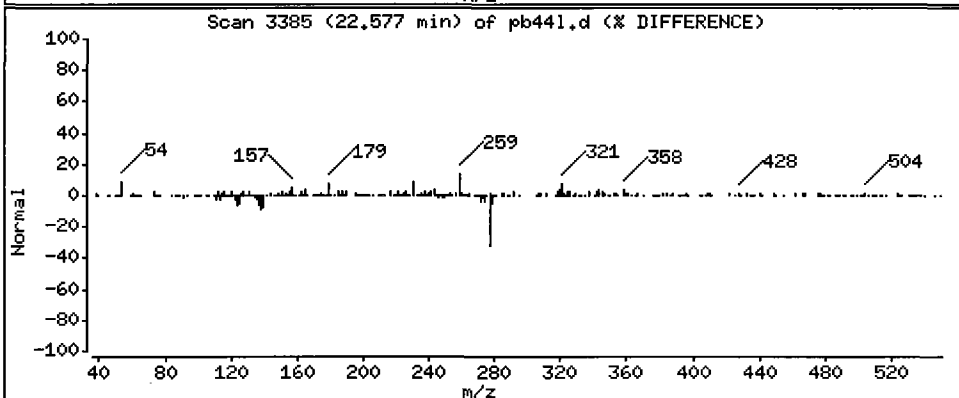
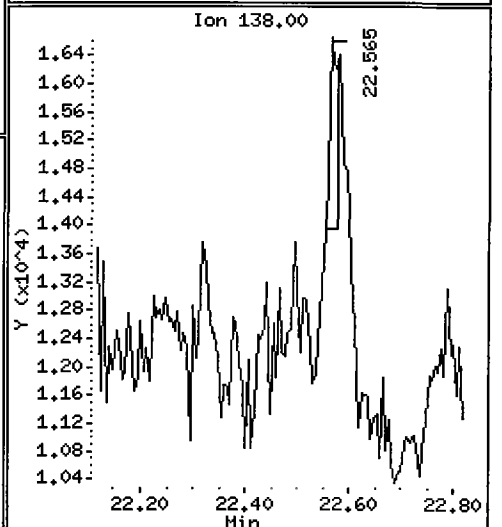
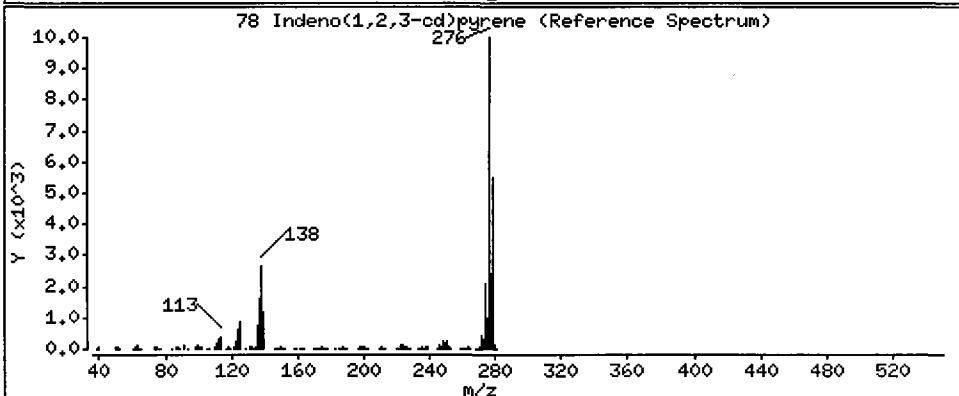
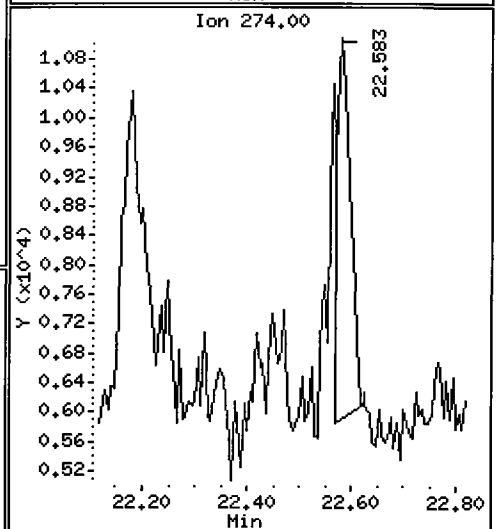
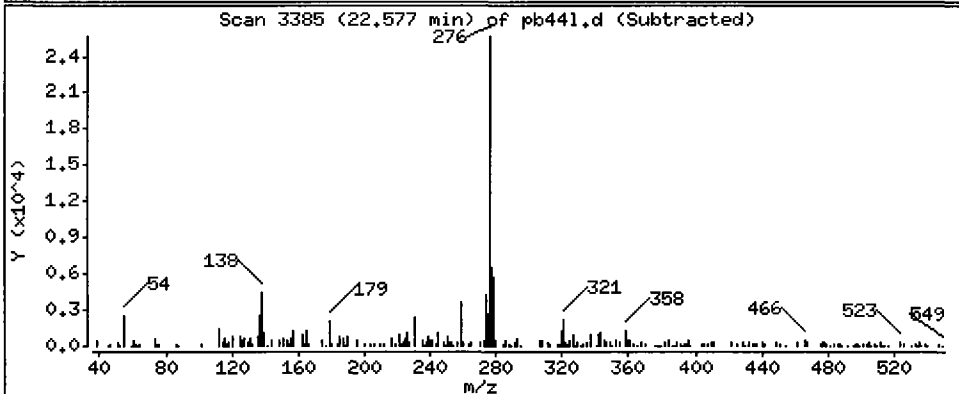
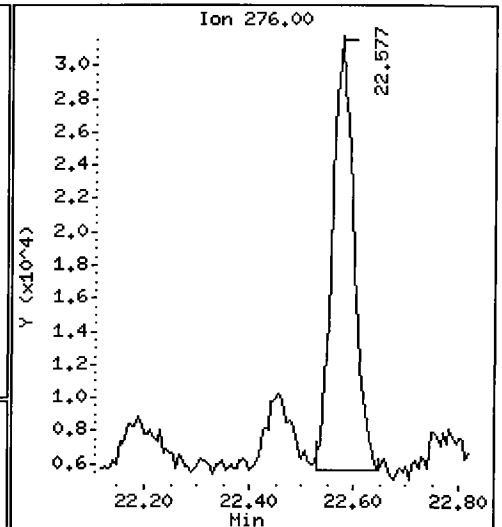
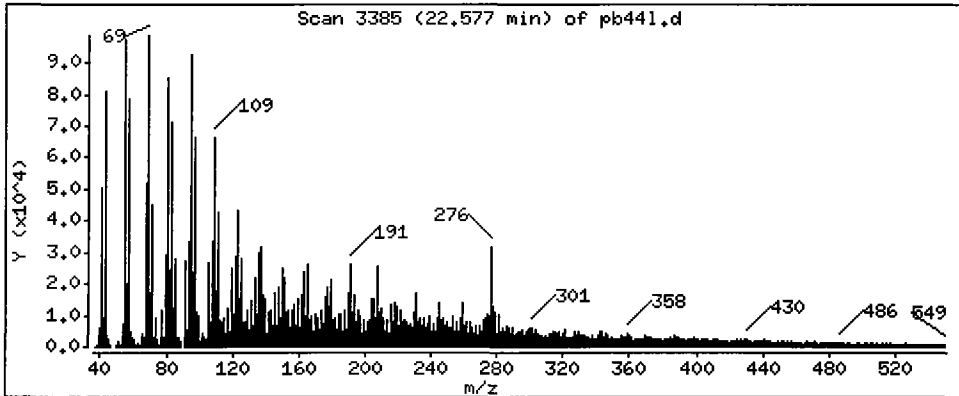
Operator: LJR/VTS

Column phase: ZB-5

Column diameter: 0.32

78 Indeno(1,2,3-cd)pyrene

Concentration: 31.53 ug/kg



Date: 16-JUN-2009 22:18

Client ID: 3SED7-C

Instrument: nt4.i

Sample Info: PB44L

Volume Injected (uL): 1.0

Operator: LJR/VTS

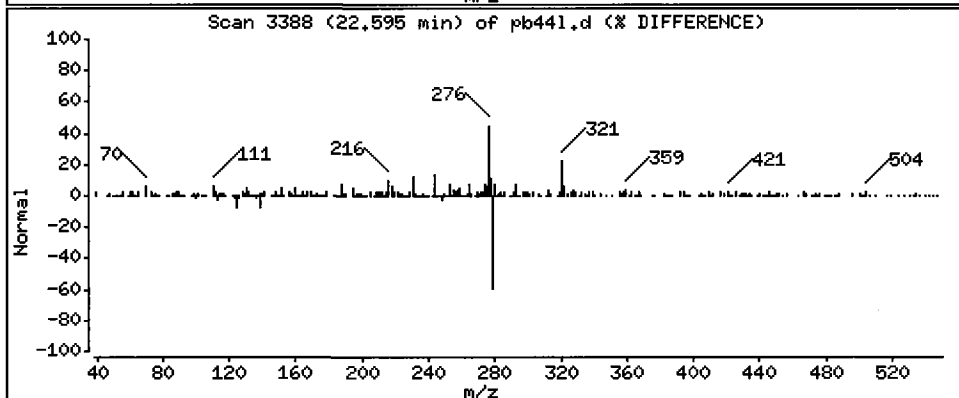
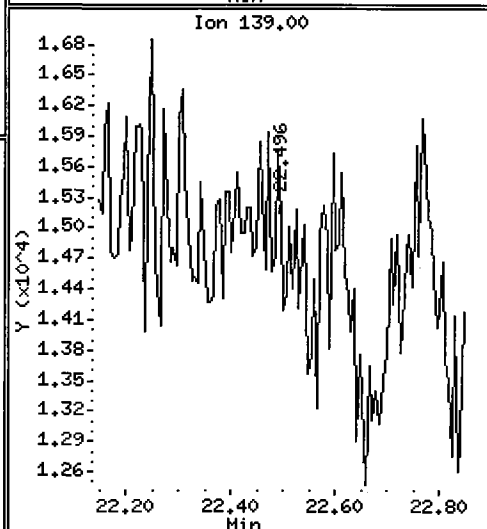
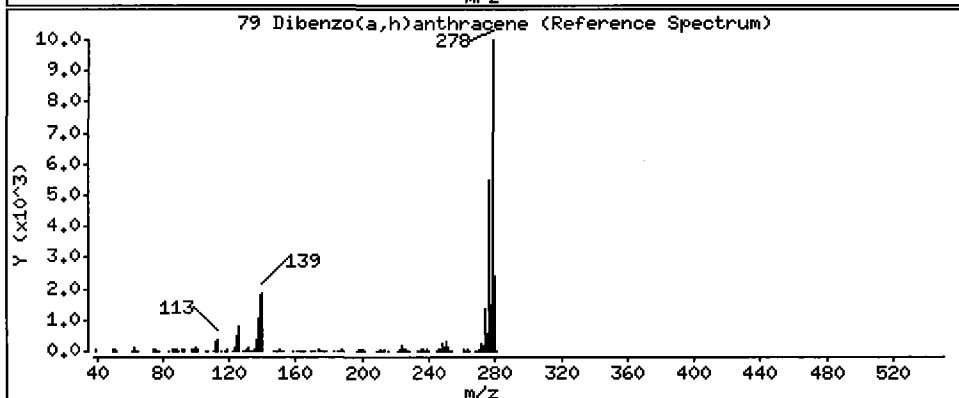
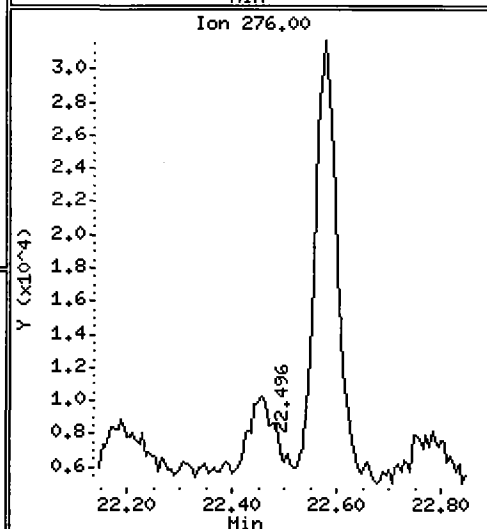
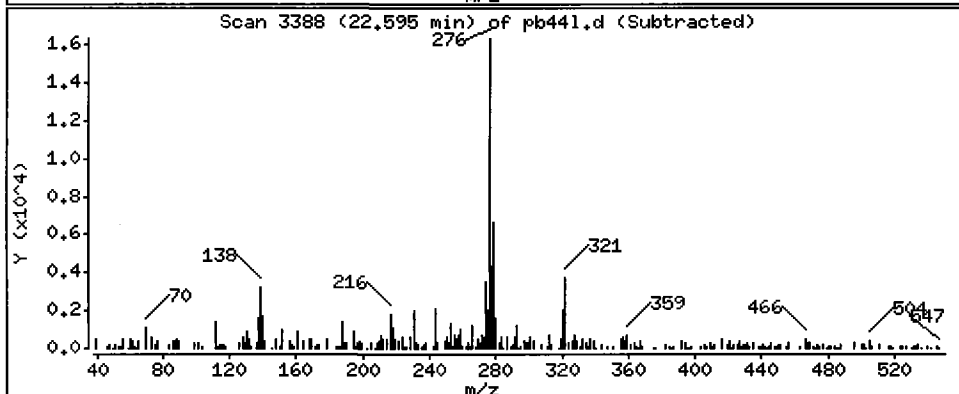
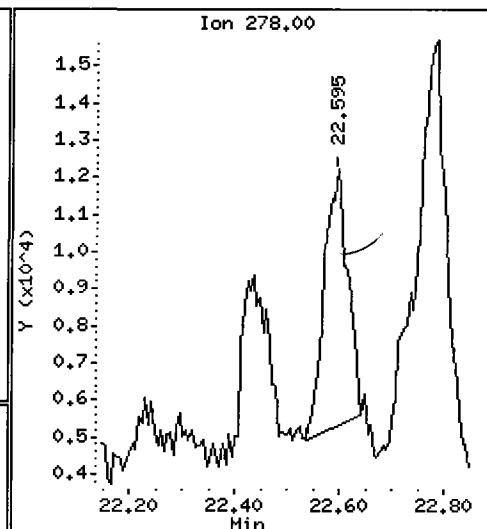
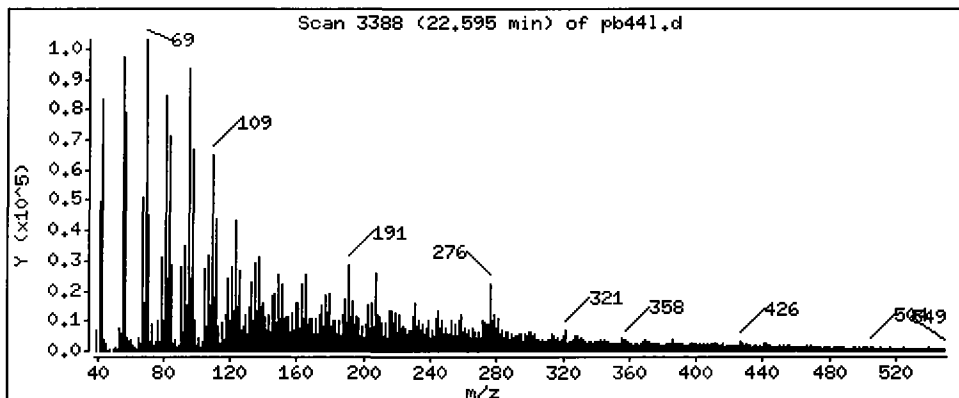
Column phase: ZB-5

Column diameter: 0.32

500

79 Dibenzo(a,h)anthracene

Concentration: 11.00 ug/kg



Date : 16-JUN-2009 22:18

Client ID: 3SED7-C

Instrument: nt4.i

Sample Info: PB44L

Volume Injected (uL): 1.0

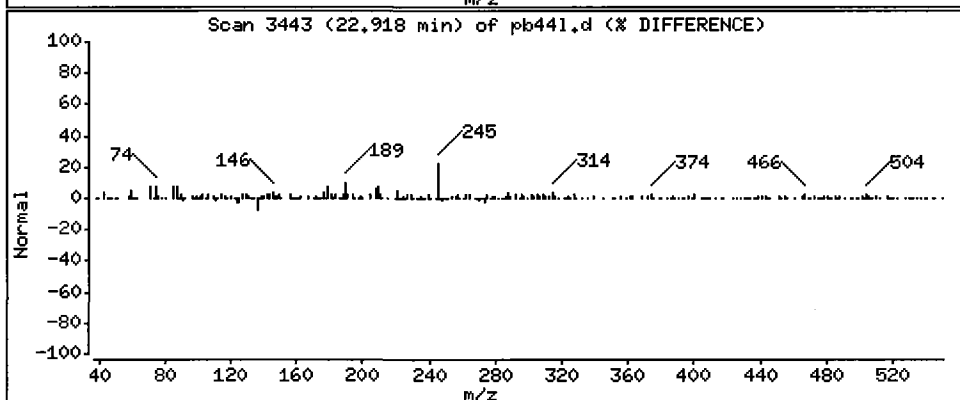
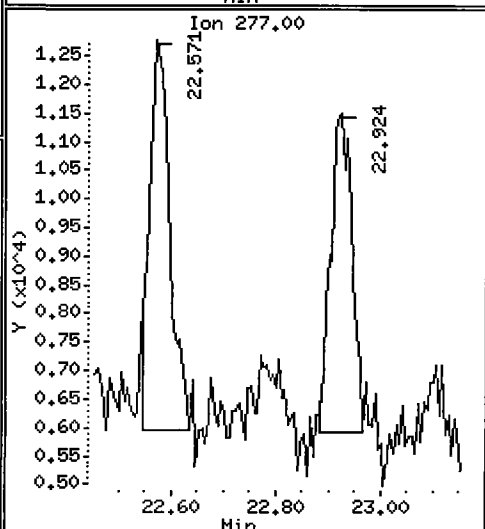
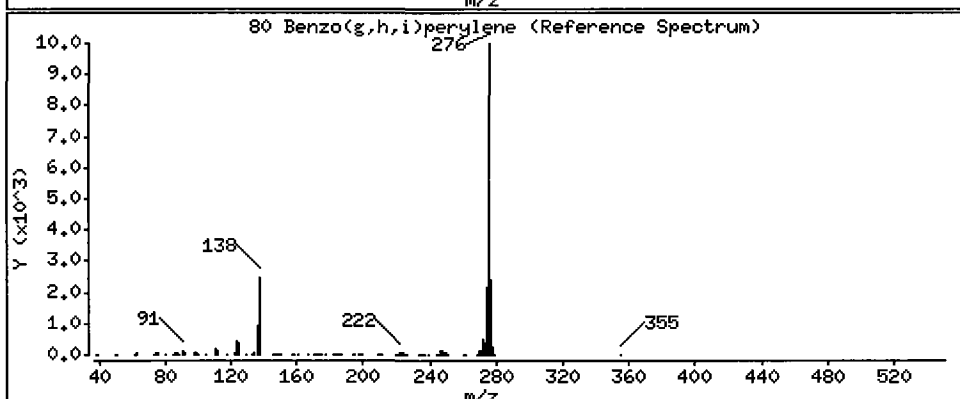
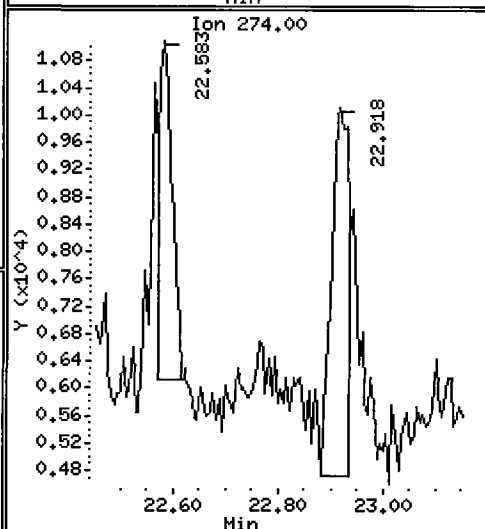
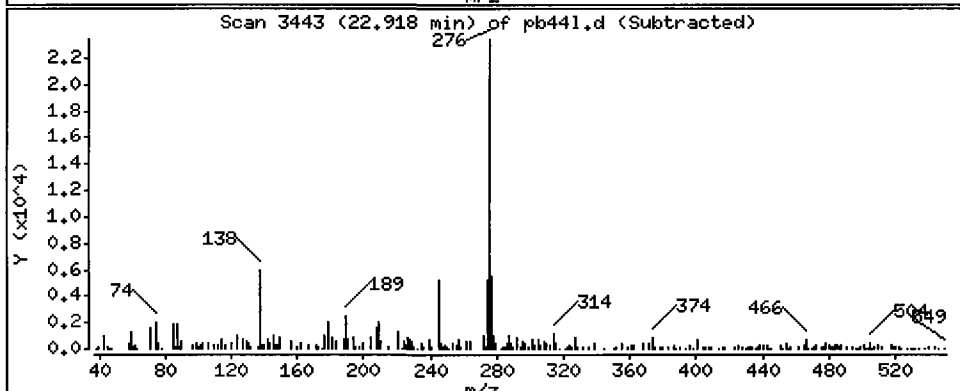
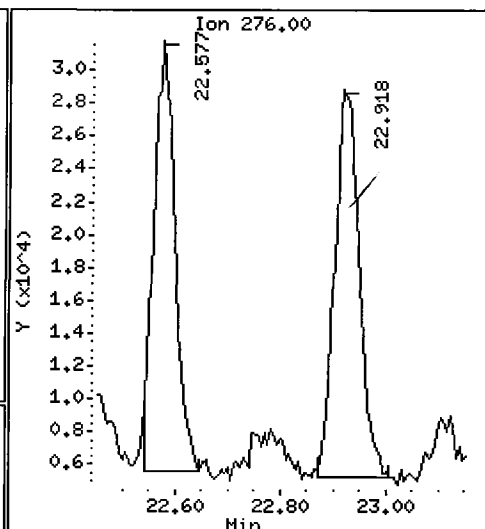
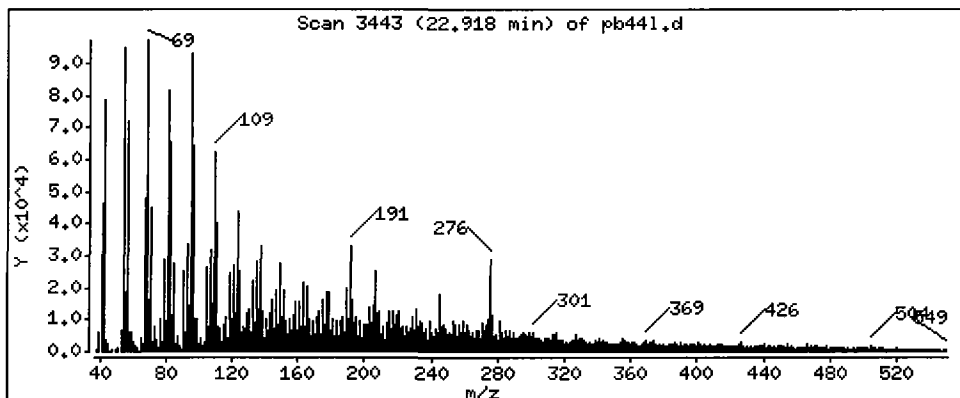
Operator: LJR/VTS

Column phase: ZB-5

Column diameter: 0.32

80 Benzo(g,h,i)perylene

Concentration: 35.62 ug/kg



ORGANICS ANALYSIS DATA SHEET
PSDDA Semivolatiles by SW8270D GC/MS
 Page 1 of 1

Sample ID: 3SED9-A
SAMPLE

Lab Sample ID: PB44M
 LIMS ID: 09-12799
 Matrix: Sediment
 Data Release Authorized: *[Signature]*
 Reported: 06/17/09

QC Report No: PB44-ENVIRONMENTAL SCIENCE CORP.
 Project: JELD-WEN NORD DOOR
 NA
 Date Sampled: 06/04/09
 Date Received: 06/04/09

Date Extracted: 06/10/09
 Date Analyzed: 06/16/09 22:53
 Instrument/Analyst: NT4/LJR
 GPC Cleanup: Yes

Sample Amount: 25.5 g-dry-wt
 Final Extract Volume: 0.5 mL
 Dilution Factor: 1.00
 Percent Moisture: 54.0%

CAS Number	Analyte	RL	Result
108-95-2	Phenol	20	< 20 U
541-73-1	1,3-Dichlorobenzene	20	< 20 U
106-46-7	1,4-Dichlorobenzene	20	< 20 U
100-51-6	Benzyl Alcohol	20	46
95-50-1	1,2-Dichlorobenzene	20	< 20 U
95-48-7	2-Methylphenol	20	< 20 U
106-44-5	4-Methylphenol	20	< 20 U
67-72-1	Hexachloroethane	20	< 20 U
105-67-9	2,4-Dimethylphenol	20	< 20 U
65-85-0	Benzoic Acid	200	820
120-82-1	1,2,4-Trichlorobenzene	20	< 20 U
91-20-3	Naphthalene	20	< 20 U
87-68-3	Hexachlorobutadiene	20	< 20 U
91-57-6	2-Methylnaphthalene	20	< 20 U
131-11-3	Dimethylphthalate	20	< 20 U
208-96-8	Acenaphthylene	20	19 J
83-32-9	Acenaphthene	20	18 J
132-64-9	Dibenzofuran	20	16 J
84-66-2	Diethylphthalate	20	< 20 U
86-73-7	Fluorene	20	25
86-30-6	N-Nitrosodiphenylamine	20	< 20 U
118-74-1	Hexachlorobenzene	20	19 J
87-86-5	Pentachlorophenol	98	< 98 U
85-01-8	Phenanthrene	20	180
120-12-7	Anthracene	20	61
84-74-2	Di-n-Butylphthalate	20	< 20 U
206-44-0	Fluoranthene	20	530
129-00-0	Pyrene	20	320
85-68-7	Butylbenzylphthalate	20	< 20 U
56-55-3	Benzo (a) anthracene	20	160
117-81-7	bis (2-Ethylhexyl) phthalate	20	160
218-01-9	Chrysene	20	270
117-84-0	Di-n-Octyl phthalate	20	< 20 U
205-99-2	Benzo (b) fluoranthene	20	130
207-08-9	Benzo (k) fluoranthene	20	130
50-32-8	Benzo (a) pyrene	20	94
193-39-5	Indeno (1,2,3-cd) pyrene	20	46
53-70-3	Dibenz (a, h) anthracene	20	18 J
191-24-2	Benzo (g, h, i) perylene	20	53
90-12-0	1-Methylnaphthalene	20	< 20 U

Reported in µg/kg (ppb)

Semivolatile Surrogate Recovery

d5-Nitrobenzene	59.2%	2-Fluorobiphenyl	66.0%
d14-p-Terphenyl	67.2%	d4-1,2-Dichlorobenzene	44.4%
d5-Phenol	66.4%	2-Fluorophenol	56.3%
2,4,6-Tribromophenol	87.7%	d4-2-Chlorophenol	65.6%

Analytical Resources, Inc.

Semivolatiles Report SW846 Method 8270D

Data file : /chem3/nt4.i/20090616.b/pb44m.d
 Lab Smp Id: PB44M Client Smp ID: 3SED9-A
 Inj Date : 16-JUN-2009 22:53
 Operator : LJR/VTS Inst ID: nt4.i
 Smp Info : PB44M
 Misc Info : 09-12799
 Comment : 1ul Injection LJR
6/17/09
 Method : /chem3/nt4.i/20090616.b/SW846.m
 Meth Date : 17-Jun-2009 10:11 jeff Quant Type: ISTD
 Cal Date : 08-MAY-2009 15:22 Cal File: c800508.d
 Als bottle: 18
 Dil Factor: 1.00000
 Integrator: HP RTE Compound Sublist: PSDDA.sub
 Target Version: 3.50

Concentration Formula: Amt * DF * Vt / (Ws * (100 - M) / 100) * CpndVariable

Name	Value	Description
DF	1.00000	Dilution Factor
Vt	500.00000	Volume of final extract (uL)
Ws	55.30000	Weight of sample extracted (g)
M	54.00000	% Moisture

Cpnd Variable

Local Compound Variable

Compounds	QUANT SIG	RT	EXP RT	REL RT	RESPONSE	CONCENTRATIONS	
						ON-COLUMN (ug/mL)	FINAL (ug/kg)
\$ 1 2-Fluorophenol	112	5.544	5.475	(0.740)	280225	21.1265	415.3
\$ 2 Phenol-d5	99	7.213	7.091	(0.963)	449135	24.8664	488.8
3 Phenol	94	7.230	7.114	(0.965)	14119	0.68426	13.45 <i>moi</i>
\$ 5 2-Chlorophenol-d4	132	7.224	7.167	(0.965)	274506	24.6082	483.7
4 Bis(2-Chloroethyl) ether	93	Compound Not Detected.					
6 2-Chlorophenol	128	Compound Not Detected.					
7 1,3-Dichlorobenzene	146	Compound Not Detected.					
* 8 1,4-Dichlorobenzene-d4	152	7.489	7.461	(1.000)	173118	20.0000	
9 1,4-Dichlorobenzene	146	Compound Not Detected.					
\$ 10 1,2-Dichlorobenzene-d4	152	7.783	7.761	(1.039)	90021	11.0534	217.3
12 1,2-Dichlorobenzene	146	Compound Not Detected.					
11 Benzyl alcohol	108	7.812	7.778	(1.043)	22994	2.34307	46.05 (M)
14 2,2'-oxybis(1-Chloropropane)	45	Compound Not Detected.					
13 2-Methylphenol	108	Compound Not Detected.					
17 Hexachloroethane	117	Compound Not Detected.					

Compounds	QUANT SIG MASS =====	RT	EXP RT	REL RT	RESPONSE	CONCENTRATIONS	
						ON-COLUMN (ug/mL)	FINAL (ug/kg)
16 N-Nitroso-di-n-propylamine	70				Compound Not Detected.		
15 4-Methylphenol	108	8.317	8.272	(1.111)	8569	0.61627 LOL	12.11 <i>CMK</i>
\$ 18 Nitrobenzene-d5	82	8.423	8.401	(0.884)	257011	14.7538	290.0
19 Nitrobenzene	77				Compound Not Detected.		
20 Isophorone	82				Compound Not Detected.		
21 2-Nitrophenol	139				Compound Not Detected.		
22 2,4-Dimethylphenol	107				Compound Not Detected.		
23 Bis(2-Chloroethoxy)methane	93				Compound Not Detected.		
24 Benzoic acid	105	9.498	9.435	(0.997)	467071	41.8407	822.4
25 2,4-Dichlorophenol	162				Compound Not Detected.		
26 1,2,4-Trichlorobenzene	180				Compound Not Detected.		
* 27 Naphthalene-d8	136	9.528	9.506	(1.000)	613883	20.0000	
28 Naphthalene	128				Compound Not Detected.		
29 4-Chloroaniline	127				Compound Not Detected.		
30 Hexachlorobutadiene	225				Compound Not Detected.		
31 4-Chloro-3-methylphenol	107				Compound Not Detected.		
32 2-Methylnaphthalene	141				Compound Not Detected.		
33 Hexachlorocyclopentadiene	237				Compound Not Detected.		
34 2,4,6-Trichlorophenol	196				Compound Not Detected.		
35 2,4,5-Trichlorophenol	196				Compound Not Detected.		
\$ 36 2-Fluorobiphenyl	172	11.326	11.309	(0.915)	458063	16.4739	323.8
37 2-Chloronaphthalene	162				Compound Not Detected.		
38 2-Nitroaniline	65				Compound Not Detected.		
39 Dimethylphthalate	163				Compound Not Detected.		
40 Acenaphthylene	152	12.125	12.097	(0.980)	37895	0.98744 LOL	19.41
41 2,6-Dinitrotoluene	165				Compound Not Detected.		
* 42 Acenaphthene-d10	164	12.377	12.344	(1.000)	366830	20.0000	
43 3-Nitroaniline	138				Compound Not Detected.		
44 Acenaphthene	153	12.424	12.396	(1.004)	21380	0.91633 LOL	18.01
45 2,4-Dinitrophenol	184				Compound Not Detected.		
46 Dibenzofuran	168	12.689	12.661	(1.025)	27506	0.84166 ↓	16.54
47 4-Nitrophenol	109				Compound Not Detected.		
48 2,4-Dinitrotoluene	165				Compound Not Detected.		
50 Diethylphthalate	149				Compound Not Detected.		
49 Fluorene	166	13.241	13.207	(1.070)	33233	1.29071	25.37
51 4-Chlorophenyl-phenylether	204				Compound Not Detected.		
52 4-Nitroaniline	138				Compound Not Detected.		
53 4,6-Dinitro-2-methylphenol	198				Compound Not Detected.		
54 N-Nitrosodiphenylamine	169				Compound Not Detected.		
\$ 55 2,4,6-Tribromophenol	330	13.676	13.636	(1.105)	111341	32.8546	645.8
56 4-Bromophenyl-phenylether	248				Compound Not Detected.		
57 Hexachlorobenzene	284	14.263	14.230	(0.967)	7590	0.95594 LOL	18.79
58 Pentachlorophenol	266				Compound Not Detected.		
* 59 Phenanthrene-d10	188	14.745	14.694	(1.000)	662060	20.0000	
60 Phenanthrene	178	14.780	14.735	(1.002)	387296	9.16607	180.2
61 Anthracene	178	14.857	14.805	(1.008)	132977	3.10036	60.94
62 Carbazole	167	15.162	15.105	(1.028)	24942	0.68721 LOL	13.51
63 Di-n-butylphthalate	149				Compound Not Detected.		

Compounds	QUANT SIG				CONCENTRATIONS			
	MASS	RT	EXP RT	REL RT	RESPONSE	ON-COLUMN (ug/mL)	FINAL (ug/kg)	
64 Fluoranthene	202	16.754	16.650	(1.136)	1122775	26.7970	526.7	
65 Pyrene	202	17.072	16.997	(0.896)	857851	16.4163	322.7	
\$ 66 Terphenyl-d14	244	17.401	17.338	(0.913)	525036	16.8355	330.9	
67 Butylbenzylphthalate	149	Compound Not Detected.						
68 Benzo(a)anthracene	228	19.028	18.948	(0.999)	341898	8.16052	160.4	
* 69 Chrysene-d12	240	19.052	18.977	(1.000)	606950	20.0000		
70 3,3'-Dichlorobenzidine	252	Compound Not Detected.						
71 Chrysene	228	19.087	19.018	(1.002)	566393	13.8242	271.7	
72 bis(2-Ethylhexyl)phthalate	149	19.304	19.247	(0.953)	215990	8.12214	159.6	
* 134 Di-n-octylphthalate-d4	153	20.256	20.181	(1.000)	822221	20.0000		
73 Di-n-octylphthalate	149	Compound Not Detected.						
74 Benzo(b)fluoranthene	252	20.703	20.593	(0.976)	539293	13.0278	256.1 L 404	
75 Benzo(k)fluoranthene	252	20.703	20.628	(0.976)	539293	12.5892	247.4 L 404	
76 Benzo(a)pyrene	252	21.132	21.027	(0.996)	175973	4.75502	93.48	
* 77 Perylene-d12	264	21.220	21.110	(1.000)	592422	20.0000		
78 Indeno(1,2,3-cd)pyrene	276	22.612	22.467	(1.066)	107756	2.31908	45.58 (M)	
79 Dibenzo(a,h)anthracene	278	22.630	22.496	(1.066)	34680	0.91546	17.99 (M)	
80 Benzo(g,h,i)perylene	276	22.977	22.802	(1.083)	112712	2.68435	52.76	
90 N-Nitrosodimethylamine	74	Compound Not Detected.						
91 Aniline	93	Compound Not Detected.						
93 Benzidine	184	Compound Not Detected.						
103 Pyridine	79	Compound Not Detected.						
105 1-methylnaphthalene	141	Compound Not Detected.						
111 Azobenzene (1,2-DP-Hydrazine)	77	Compound Not Detected.						

QC Flag Legend

M - Compound response manually integrated.

Analytical Resources, Inc.

INTERNAL STANDARD COMPOUNDS
 AREA AND RT SUMMARY

Instrument ID: nt4.i
 Lab File ID: pb44m.d
 Lab Smp Id: PB44M
 Analysis Type: SV
 Quant Type: ISTD
 Operator: LJR/VTS
 Method File: /chem3/nt4.i/20090616.b/SW846.m
 Misc Info: 09-12799

Calibration Date: 16-JUN-2009
 Calibration Time: 13:06
 Client Smp ID: 3SED9-A
 Level: LOW
 Sample Type: Sediment

Test Mode:
 Use Initial Calibration Level 4.

COMPOUND	STANDARD	AREA LIMIT		SAMPLE	%DIFF
		LOWER	UPPER		
8 1,4-Dichlorobenze	180629	90314	361258	173118	-4.16
27 Naphthalene-d8	633172	316586	1266344	613883	-3.05
42 Acenaphthene-d10	336916	168458	673832	366830	8.88
59 Phenanthrene-d10	514258	257129	1028516	662060	28.74
69 Chrysene-d12	376875	188438	753750	606950	61.05
134 Di-n-octylphthala	640574	320287	1281148	822221	28.36
77 Perylene-d12	383864	191932	767728	592422	54.33

COMPOUND	STANDARD	RT LIMIT		SAMPLE	%DIFF
		LOWER	UPPER		
8 1,4-Dichlorobenze	7.46	6.96	7.96	7.49	0.37
27 Naphthalene-d8	9.51	9.01	10.01	9.53	0.23
42 Acenaphthene-d10	12.34	11.84	12.84	12.38	0.27
59 Phenanthrene-d10	14.69	14.19	15.19	14.75	0.35
69 Chrysene-d12	18.98	18.48	19.48	19.05	0.39
134 Di-n-octylphthala	20.18	19.68	20.68	20.26	0.37
77 Perylene-d12	21.11	20.61	21.61	21.22	0.52

AREA UPPER LIMIT = +100% of internal standard area.
 AREA LOWER LIMIT = - 50% of internal standard area.
 RT UPPER LIMIT = + 0.50 minutes of internal standard RT.
 RT LOWER LIMIT = - 0.50 minutes of internal standard RT.

Analytical Resources, Inc.

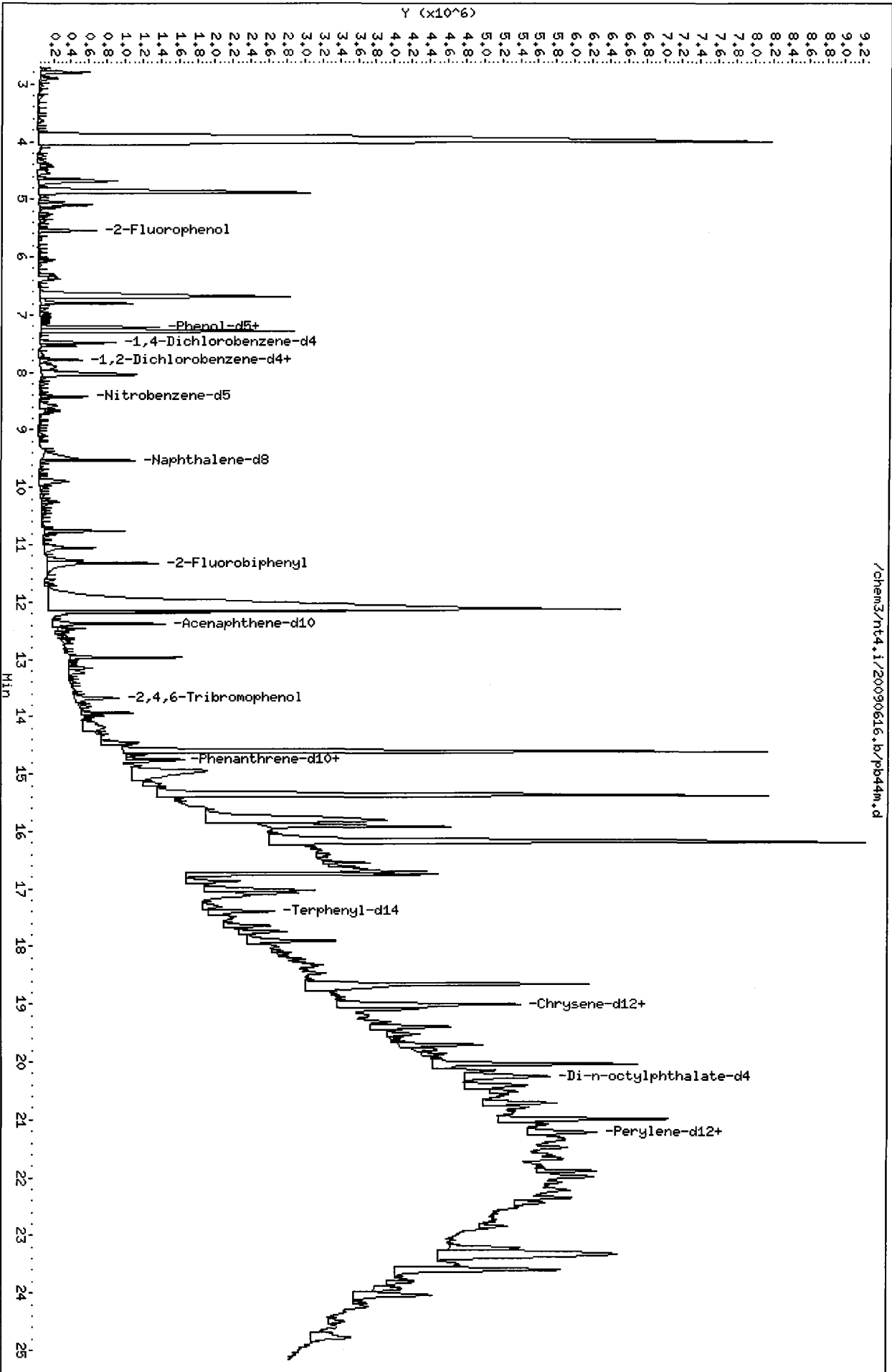
RECOVERY REPORT

Client Name: ESC Client SDG: PB44
 Sample Matrix: SOLID Fraction: SV
 Lab Smp Id: PB44M Client Smp ID: 3SED9-A
 Level: LOW Operator: LJR/VTS
 Data Type: MS DATA SampleType: SAMPLE
 SpikeList File: PSDDALCS.spk Quant Type: ISTD
 Sublist File: PSDDA.sub
 Method File: /chem3/nt4.i/20090616.b/SW846.m
 Misc Info: 09-12799

SURROGATE COMPOUND	CONC ADDED ug/kg	CONC RECOVERED ug/kg	% RECOVERED	LIMITS
\$ 1 2-Fluorophenol	737.1	415.3	56.34	21-100
\$ 2 Phenol-d5	737.1	488.8	66.31	10-100
\$ 5 2-Chlorophenol-d4	737.1	483.7	65.62	30-100
\$ 10 1,2-Dichlorobenzen	491.4	217.3	44.21	24-100
\$ 18 Nitrobenzene-d5	491.4	290.0	59.02	26-100
\$ 36 2-Fluorobiphenyl	491.4	323.8	65.90	32-100
\$ 55 2,4,6-Tribromophen	737.1	645.8	87.61	33-118
\$ 66 Terphenyl-d14	491.4	330.9	67.34	21-97

Data File: /chem3/nt4.i/20090616.b/pb44m.d
Date: 16-JUN-2009 22:53
Client ID: 3SED9-A
Sample Info: PB44H
Volume Injected (uL): 1.0
Column phase: ZB-5

Instrument: nt4.i
Operator: LJR/VTS
Column diameter: 0.32



Date : 16-JUN-2009 22:53

Client ID: 3SED9-A

Instrument: nt4.i

Sample Info: PB44M

Volume Injected (uL): 1.0

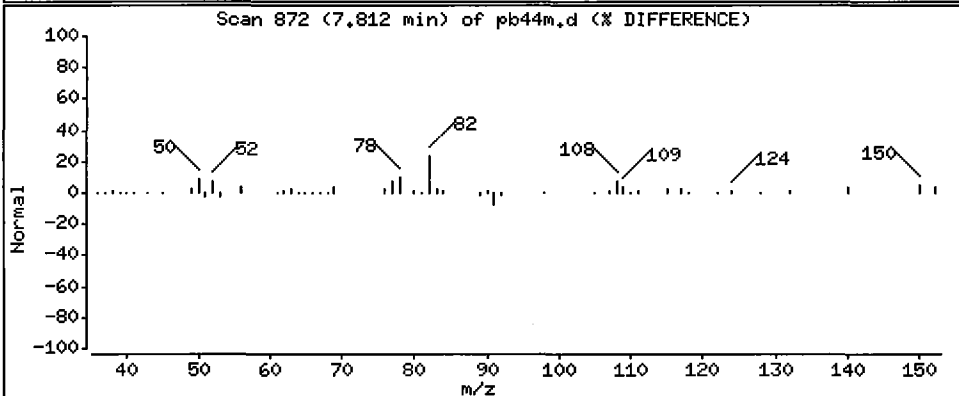
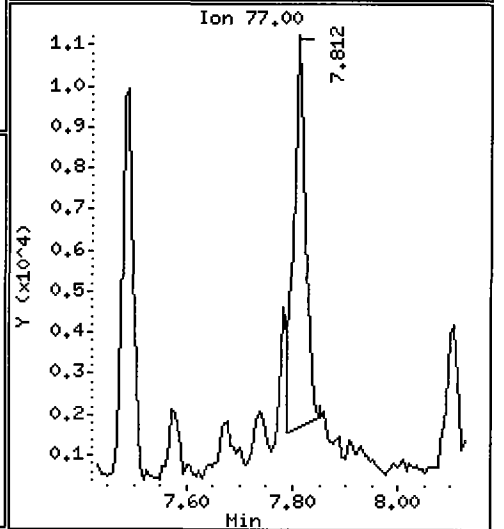
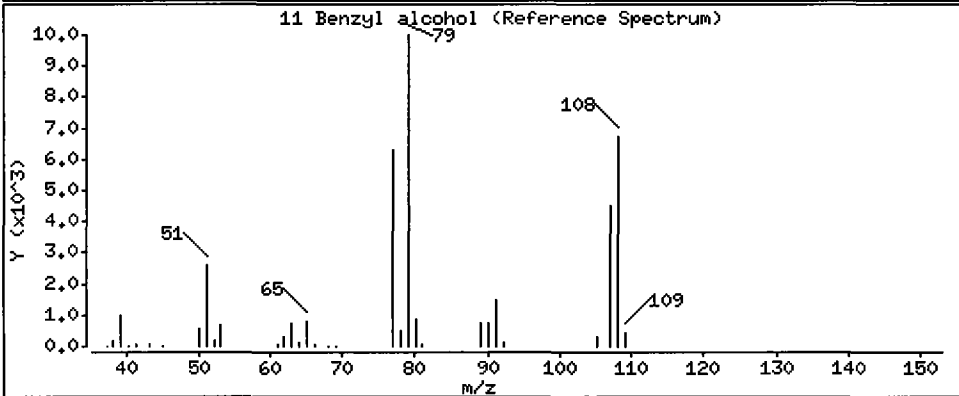
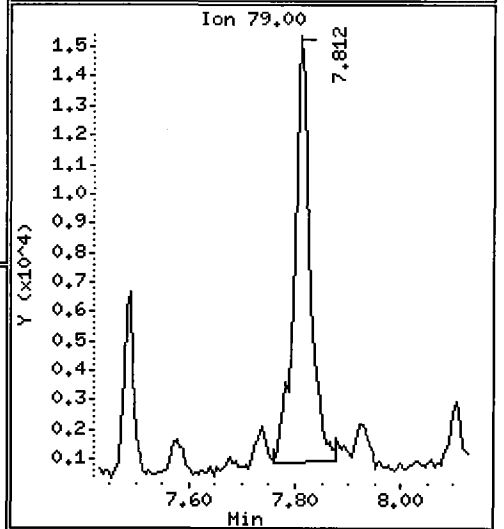
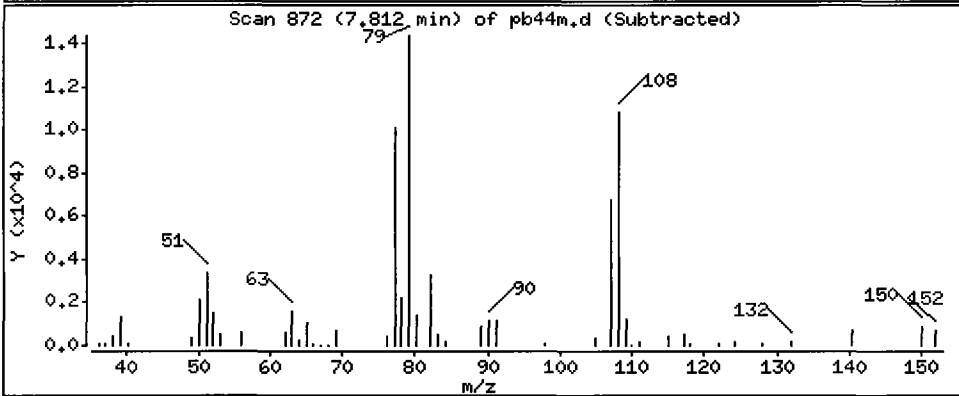
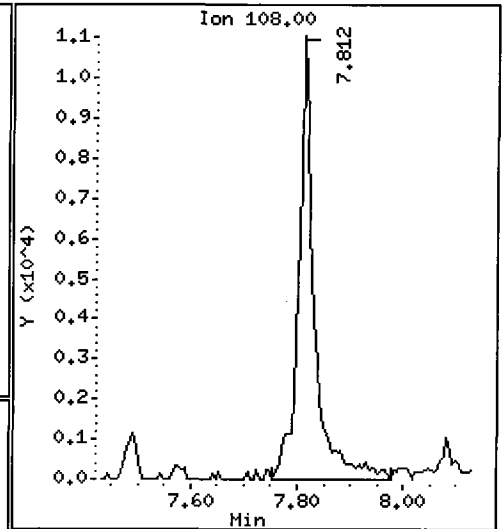
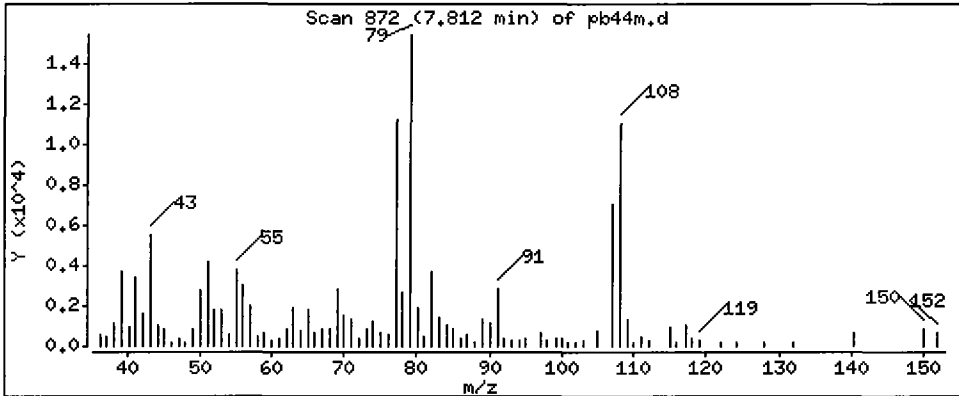
Operator: LJR/VTS

Column phase: ZB-5

Column diameter: 0.32

11 Benzyl alcohol

Concentration: 46.05 ug/kg



Date : 16-JUN-2009 22:53

Client ID: 3SED9-A

Instrument: nt4.i

Sample Info: PB44M

Volume Injected (uL): 1.0

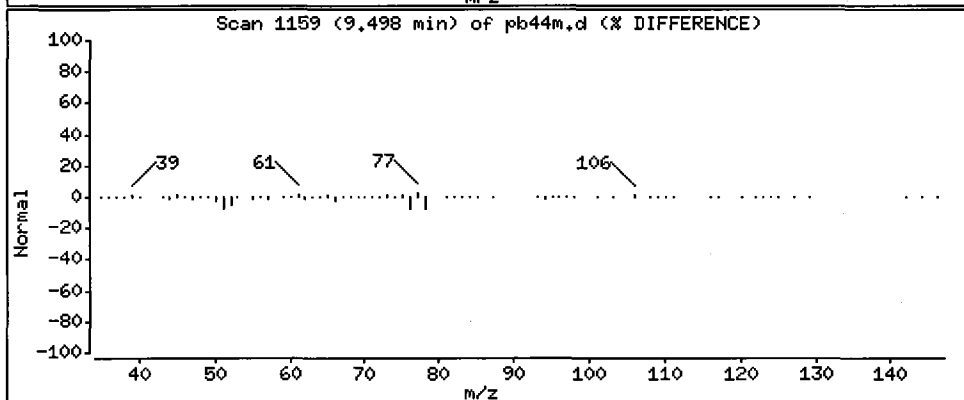
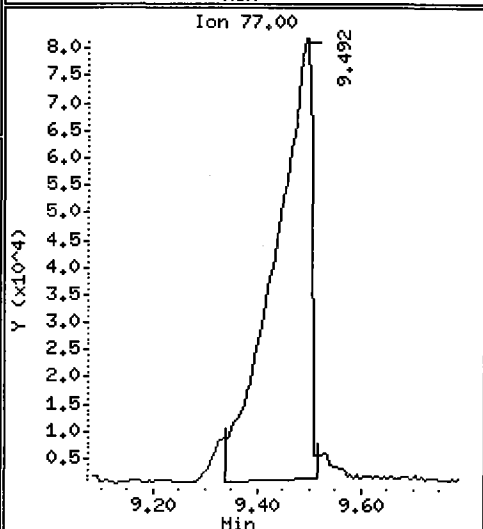
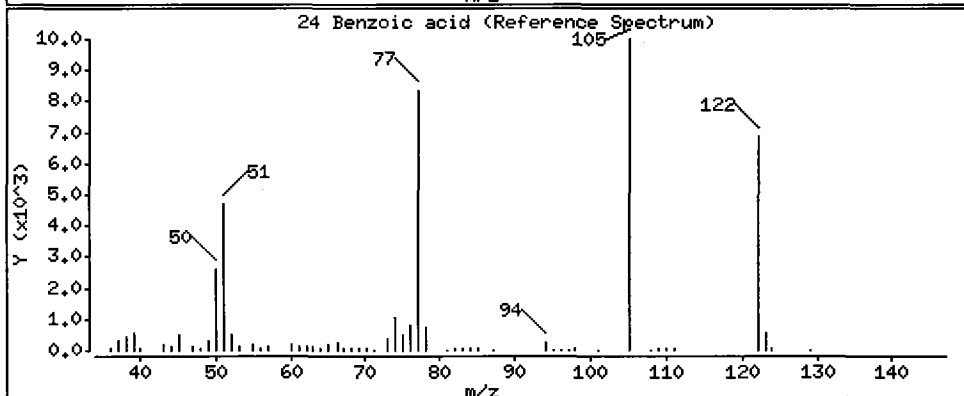
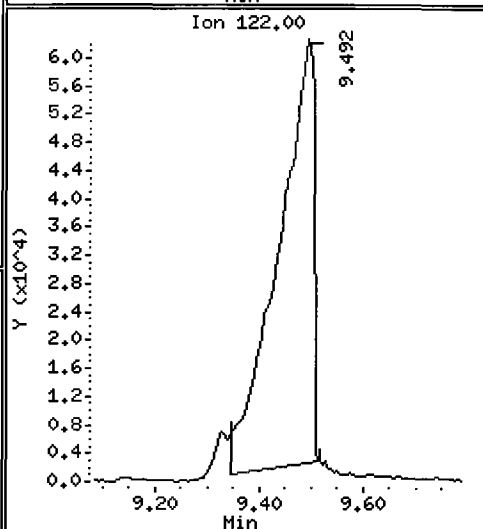
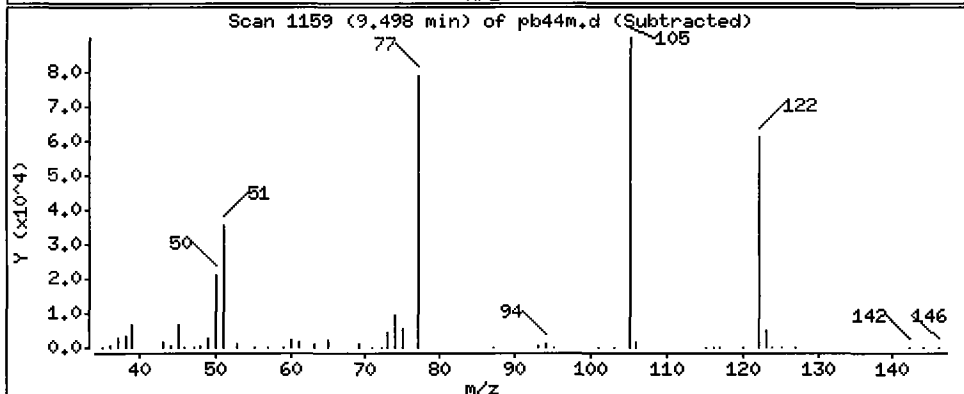
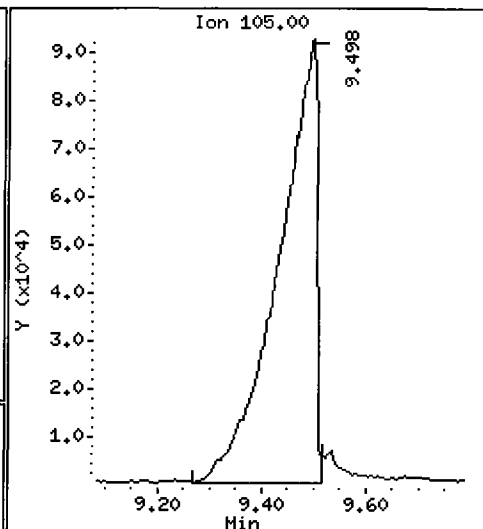
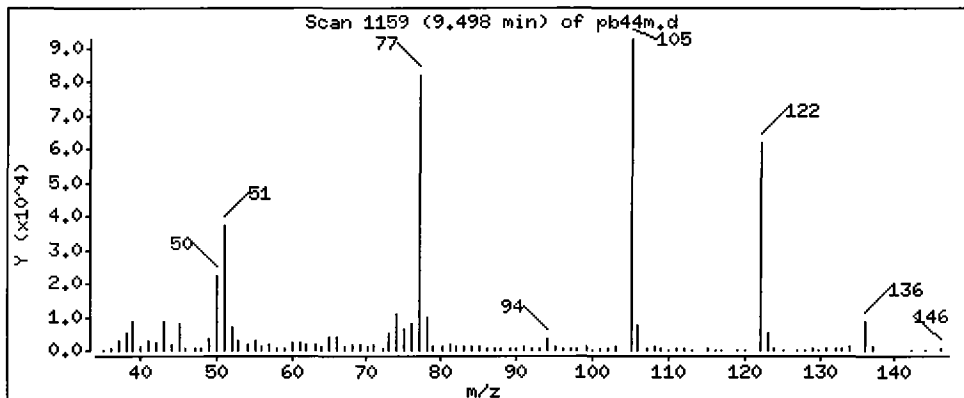
Operator: LJR/VTS

Column phase: ZB-5

Column diameter: 0.32

24 Benzoic acid

Concentration: 822.4 ug/kg



Date: 16-JUN-2009 22:53

Client ID: 3SED9-A

Instrument: nt4.i

Sample Info: PB44M

Volume Injected (uL): 1.0

Operator: LJR/VTS

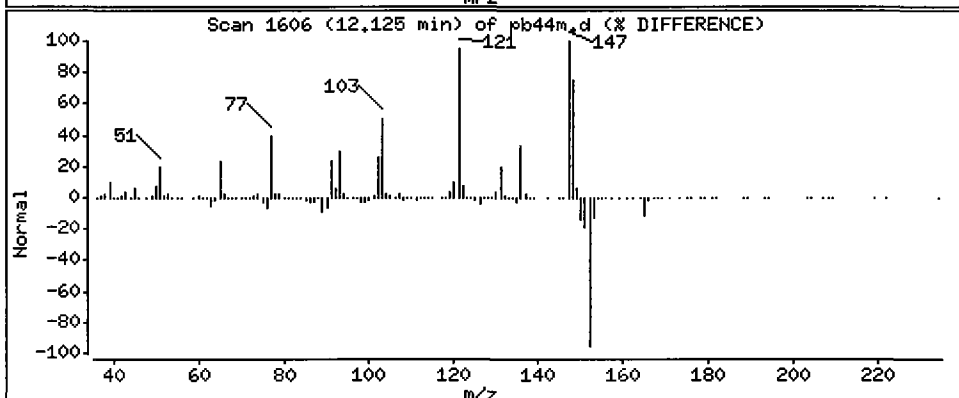
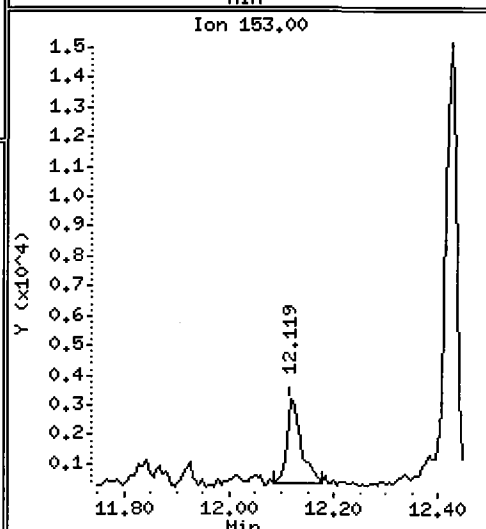
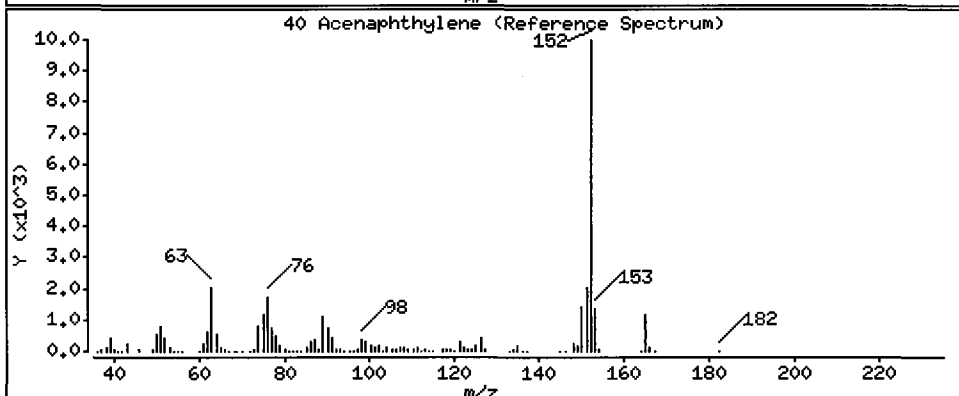
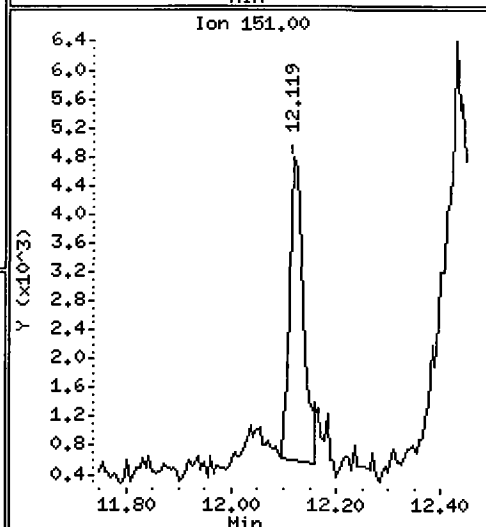
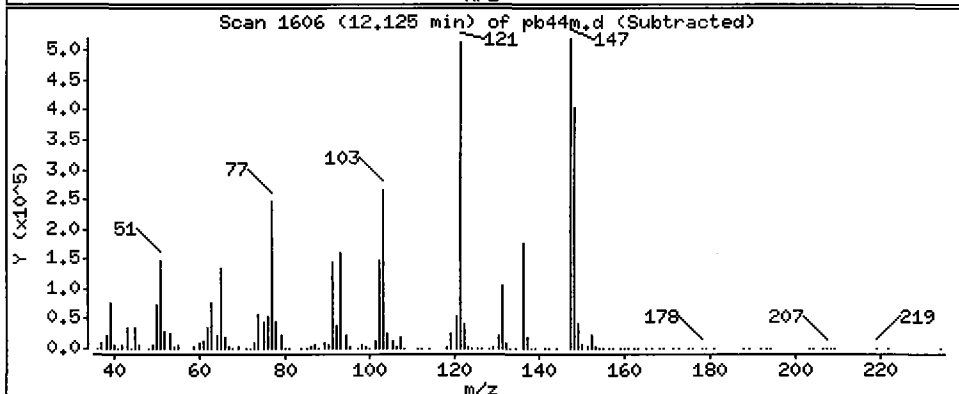
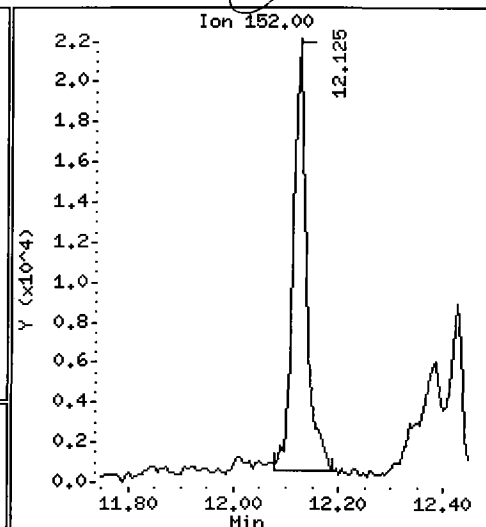
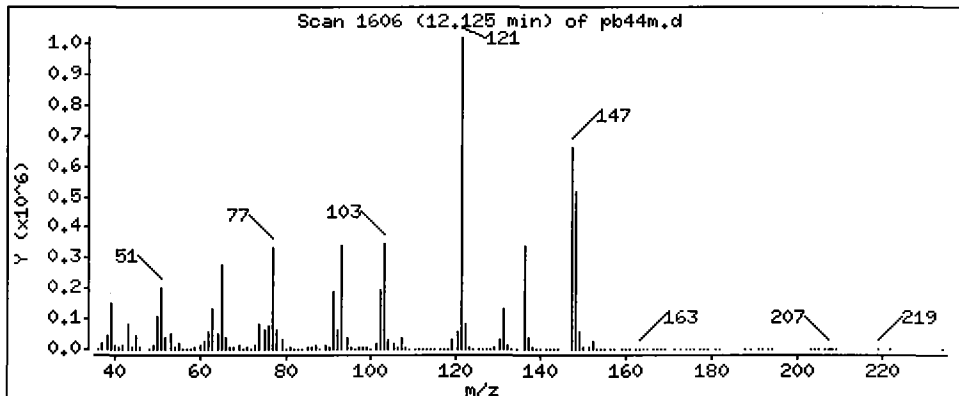
Column phase: ZB-5

Column diameter: 0.32

40 Acenaphthylene

Concentration: 19.41 ug/kg

OK



Date : 16-JUN-2009 22:53

Client ID: 3SED9-A

Instrument: nt4.i

Sample Info: PB44M

Volume Injected (uL): 1.0

Operator: LJR/VTS

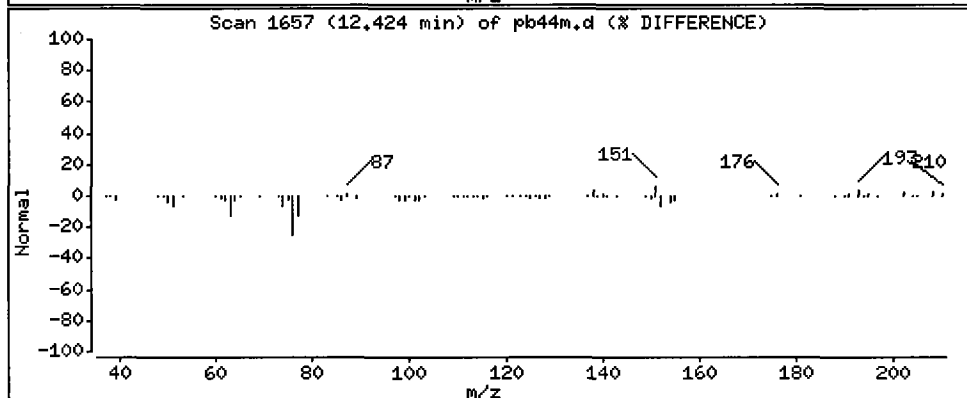
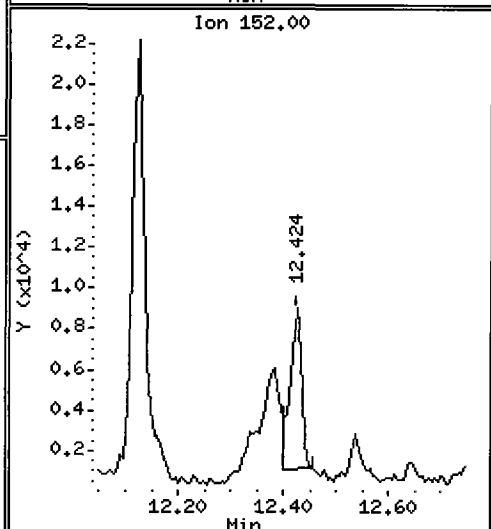
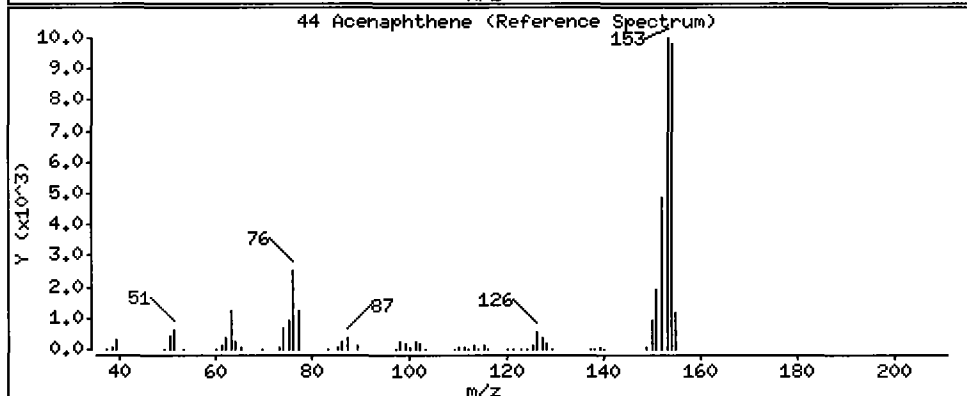
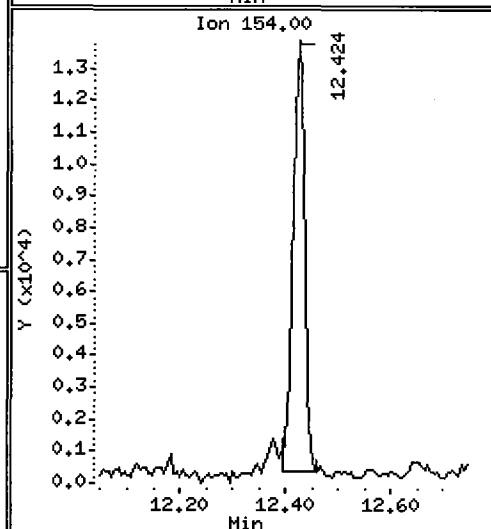
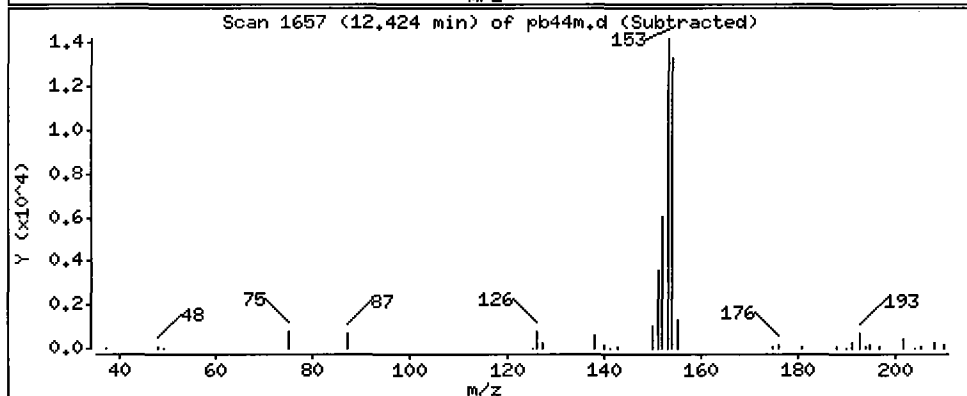
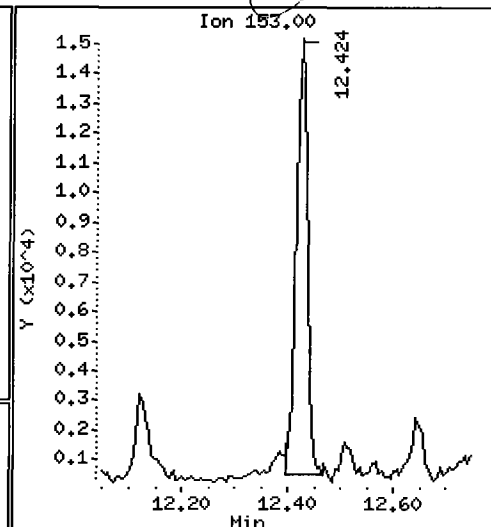
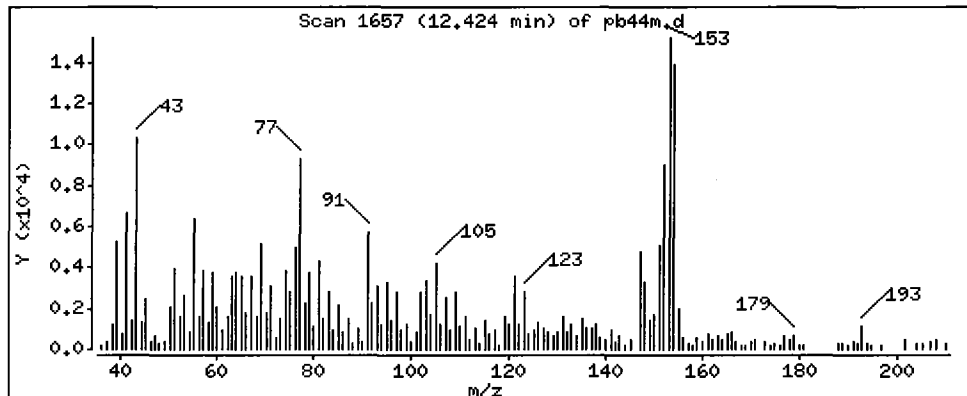
Column phase: ZB-5

Column diameter: 0.32

44 Acenaphthene

Concentration: 18.01 ug/kg

DLR



Date : 16-JUN-2009 22:53

Client ID: 3SED9-A

Instrument: nt4.i

Sample Info: PB44M

Volume Injected (uL): 1.0

Operator: LJR/VTS

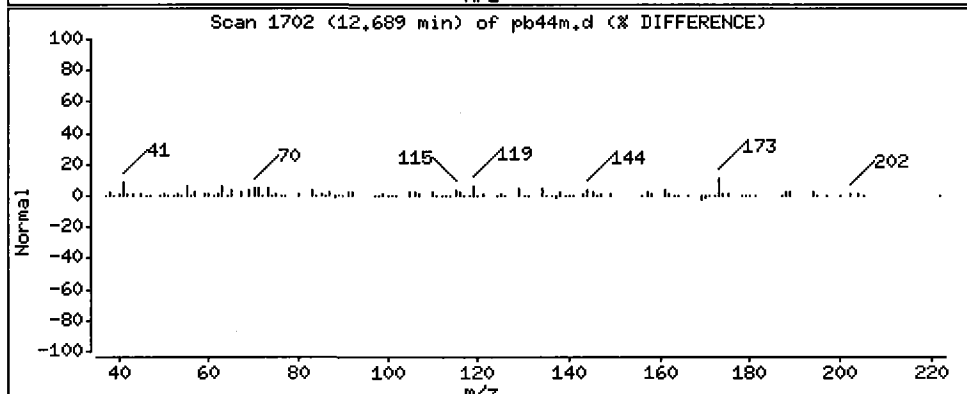
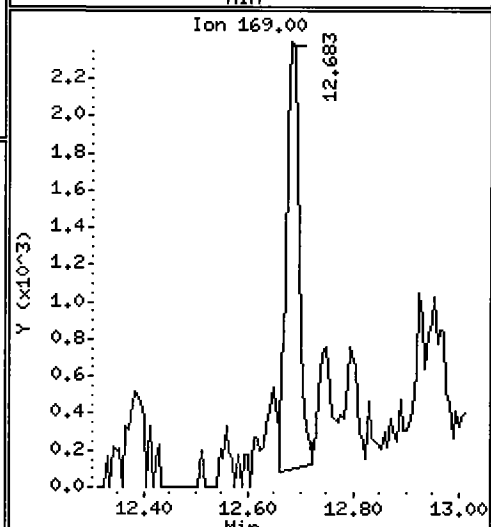
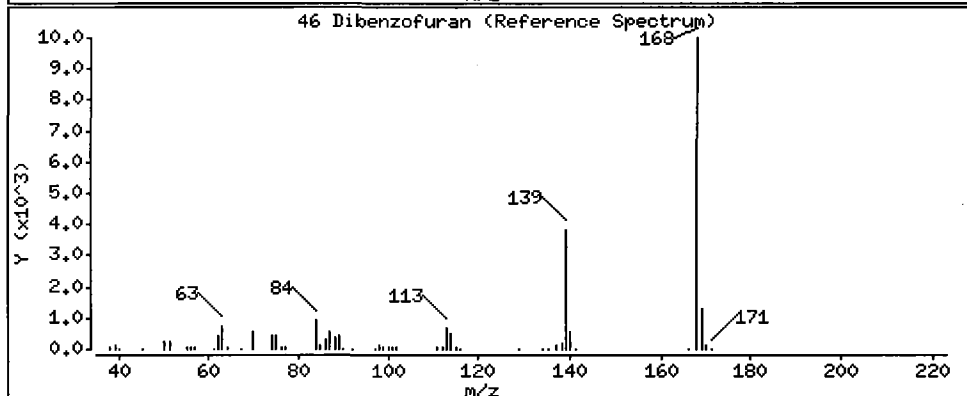
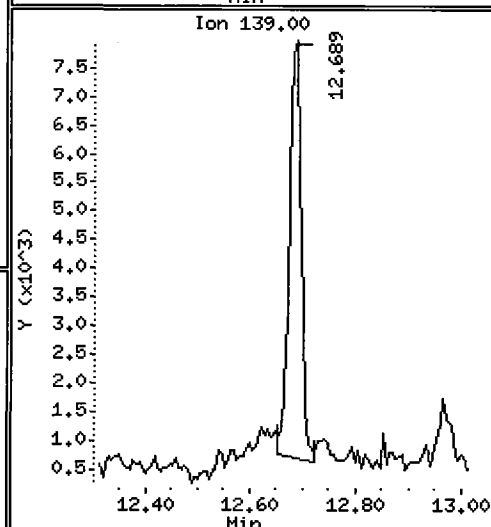
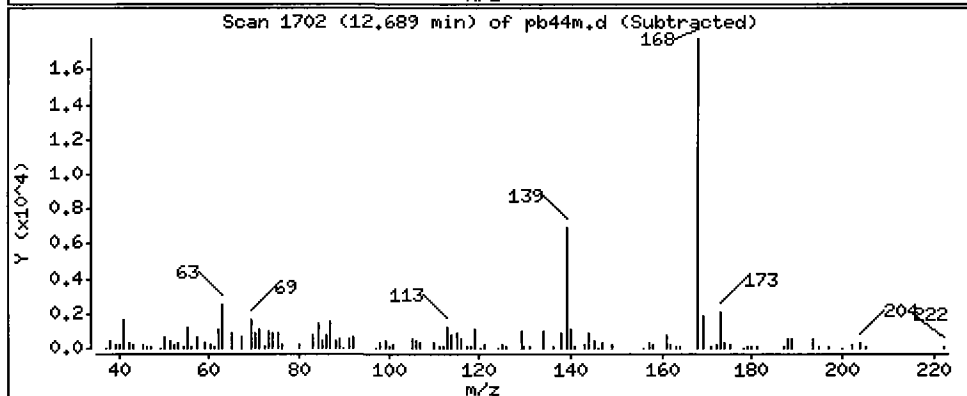
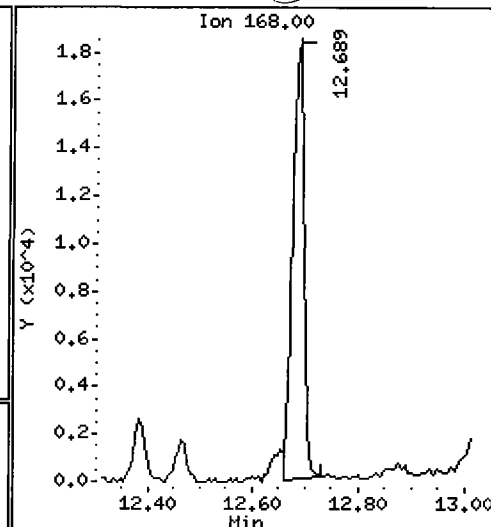
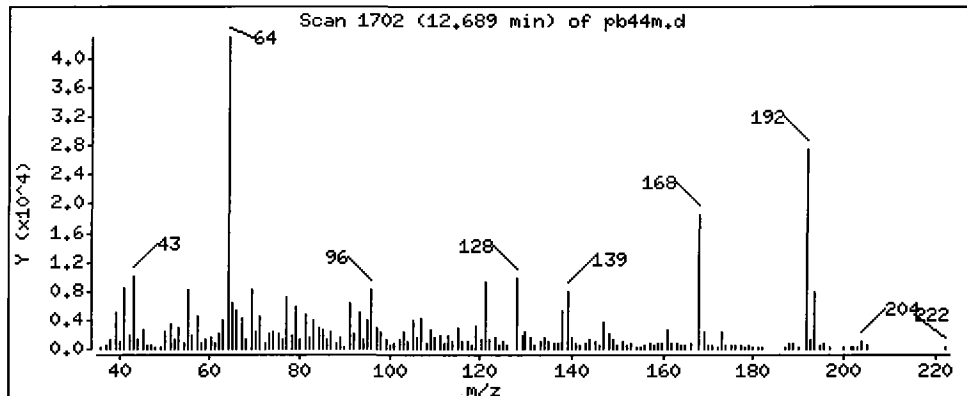
Column phase: ZB-5

Column diameter: 0.32

Handwritten signature

46 Dibenzofuran

Concentration: 16.54 ug/kg



Date : 16-JUN-2009 22:53

Client ID: 3SED9-A

Instrument: nt4.i

Sample Info: PB44M

Volume Injected (uL): 1.0

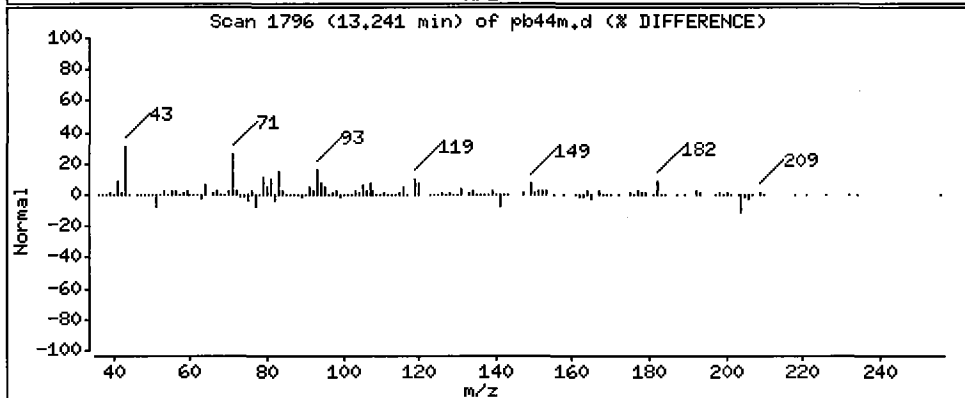
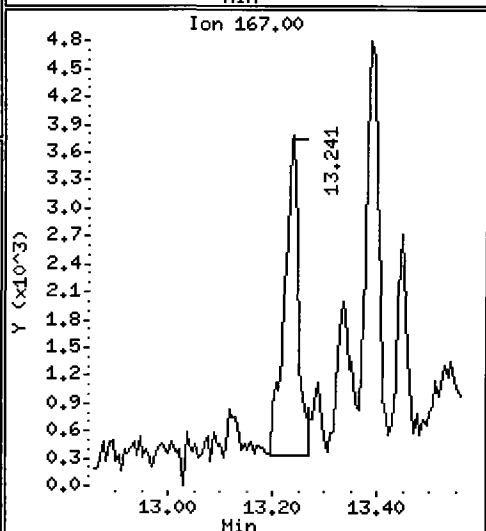
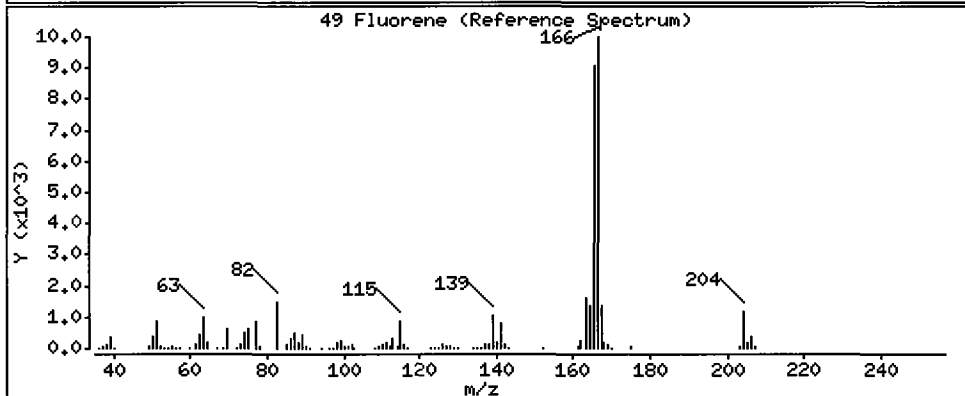
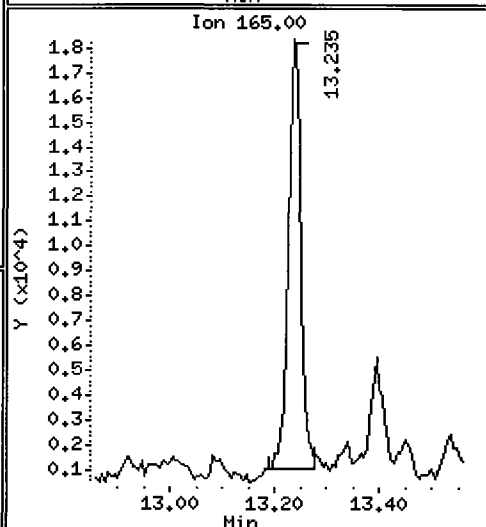
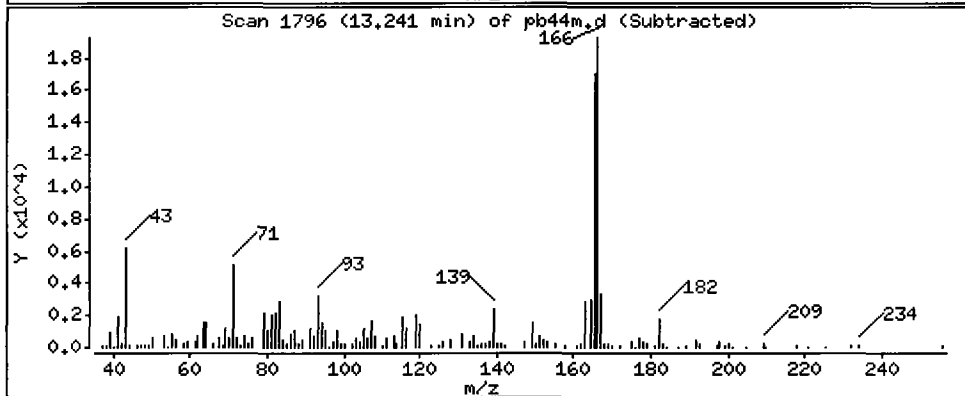
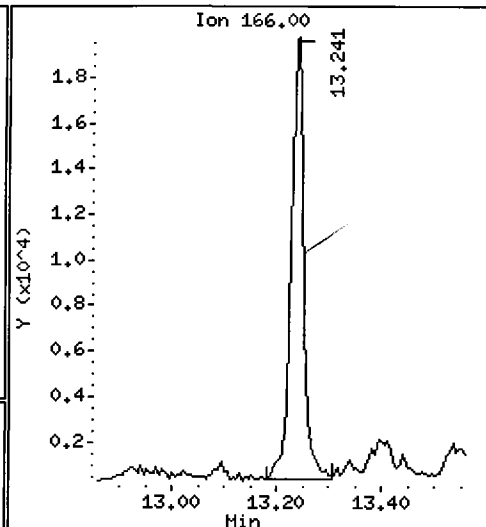
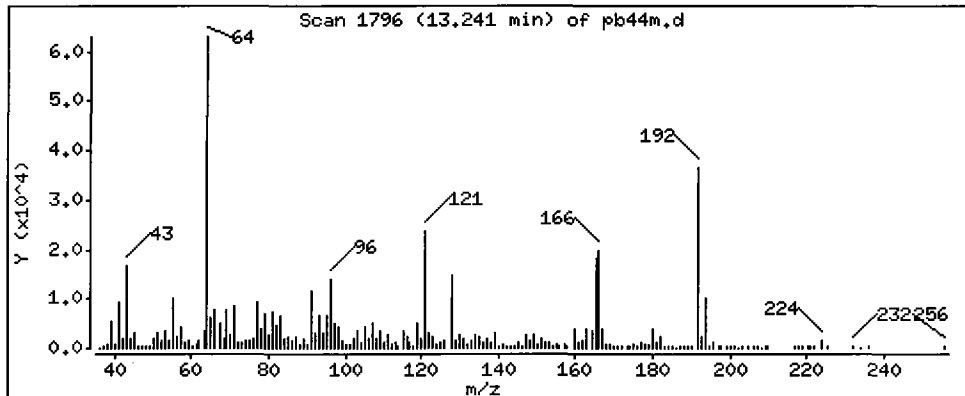
Operator: LJR/VTS

Column phase: ZB-5

Column diameter: 0.32

49 Fluorene

Concentration: 25.37 ug/kg



Date : 16-JUN-2009 22:53

Client ID: 3SED9-A

Instrument: nt4.i

Sample Info: PB44M

Volume Injected (uL): 1.0

Operator: LJR/VTS

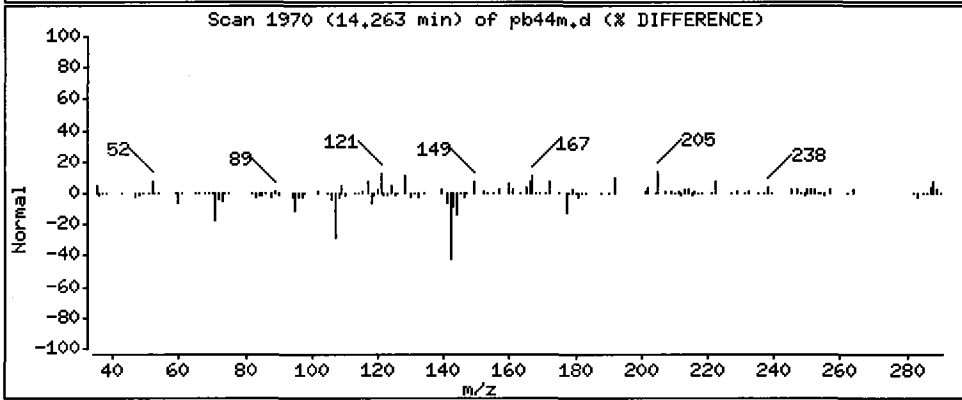
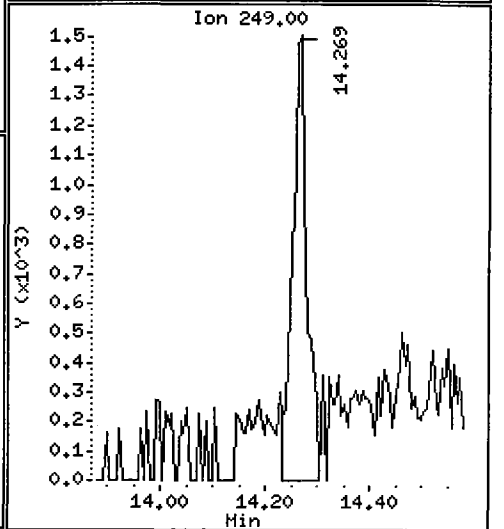
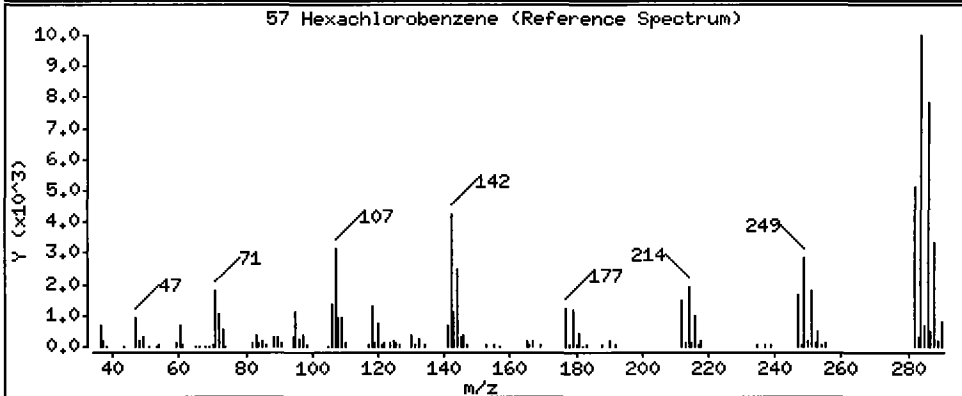
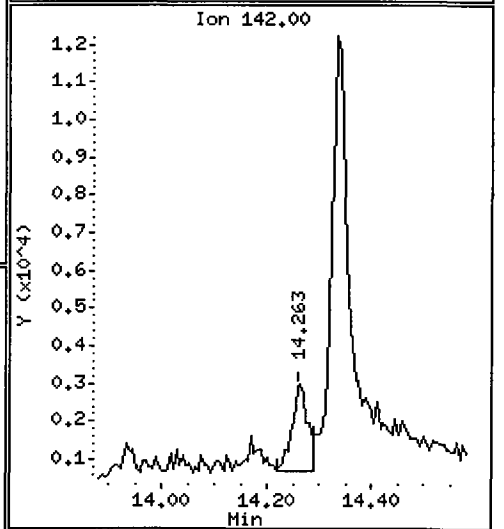
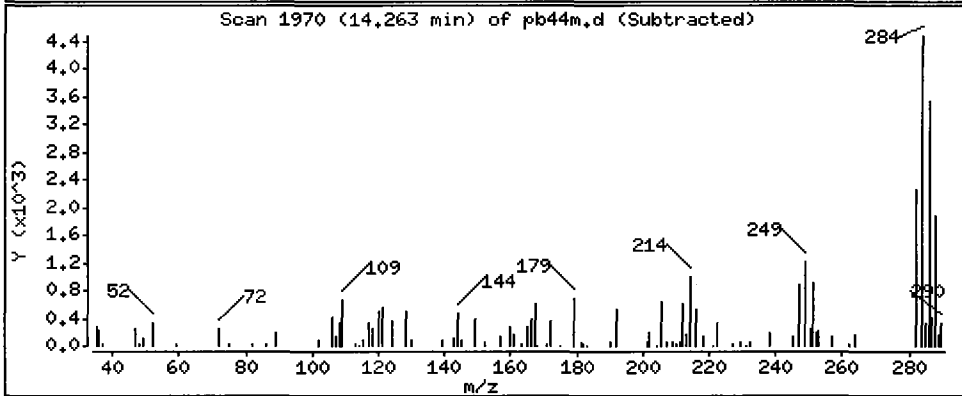
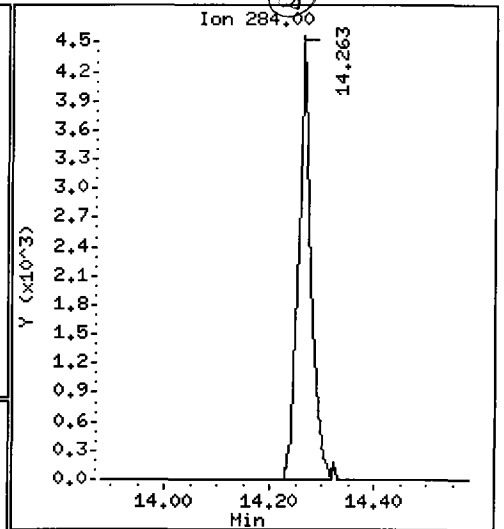
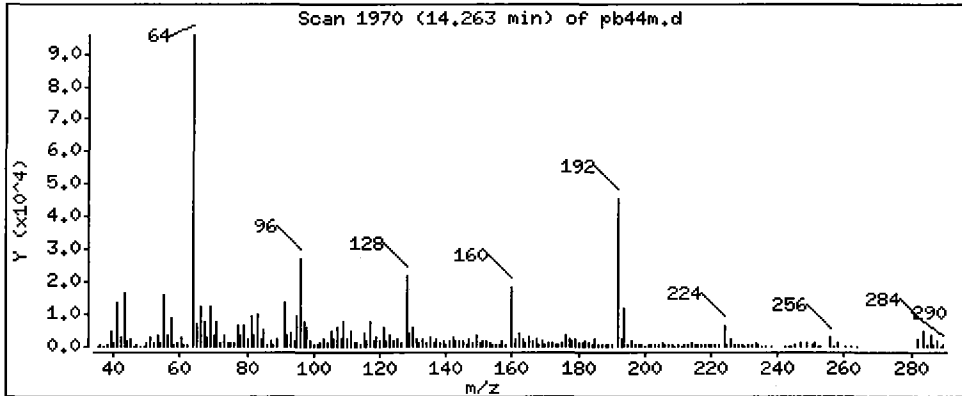
Column phase: ZB-5

Column diameter: 0.32

57 Hexachlorobenzene

Concentration: 18.79 ug/kg

Handwritten: (1) CAC



Date : 16-JUN-2009 22:53

Client ID: 3SED9-A

Instrument: nt4.i

Sample Info: PB44M

Volume Injected (uL): 1.0

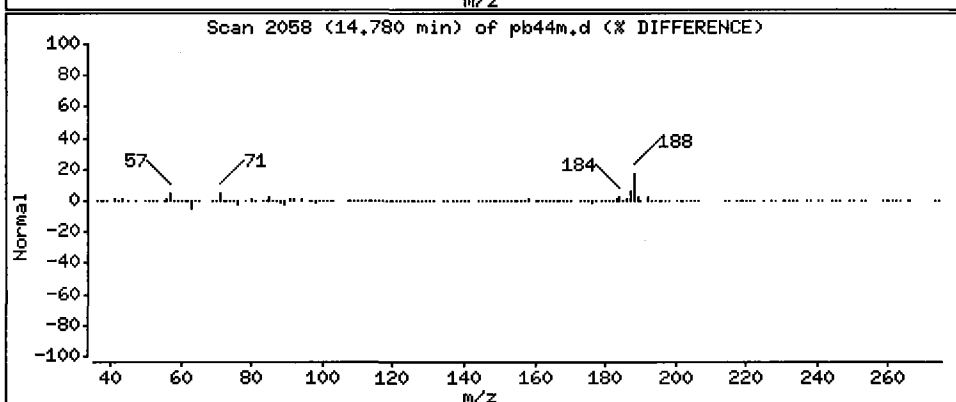
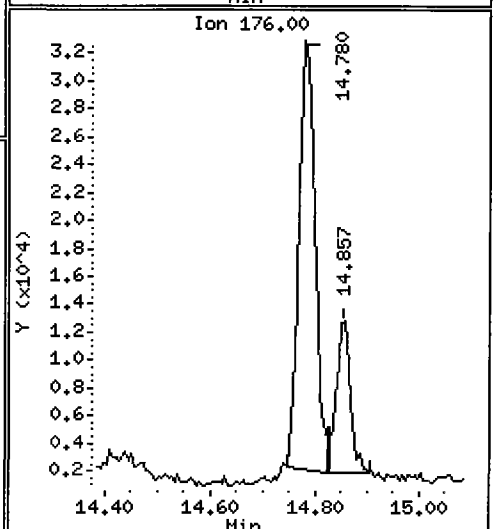
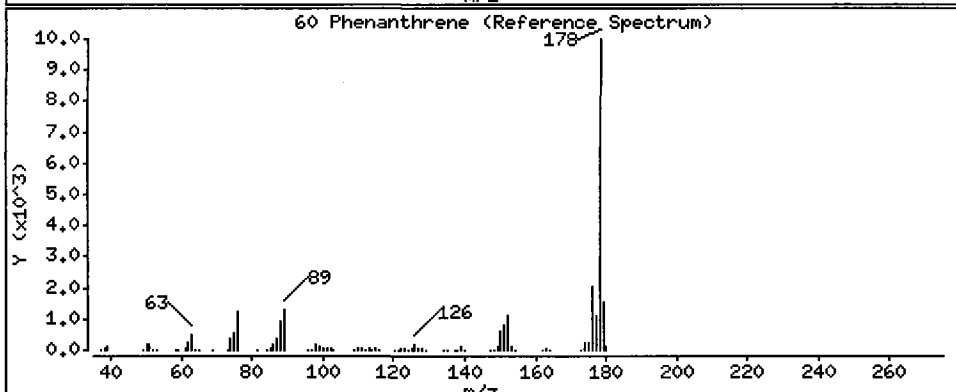
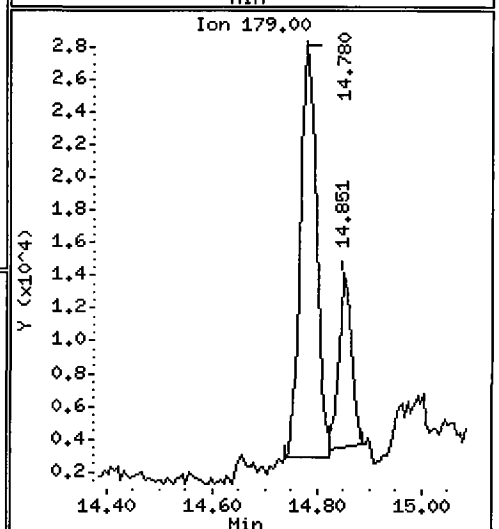
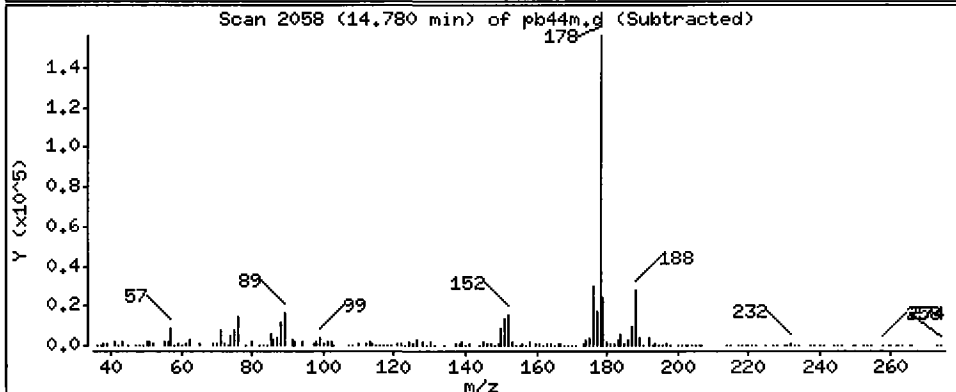
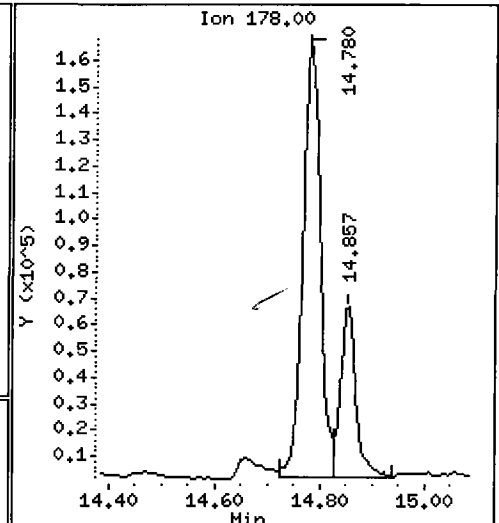
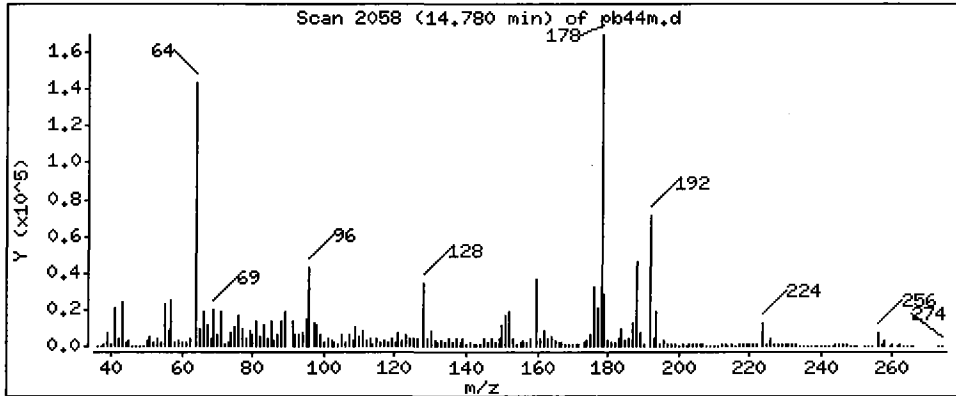
Operator: LJR/VTS

Column phase: ZB-5

Column diameter: 0.32

60 Phenanthrene

Concentration: 180.2 ug/kg



Date : 16-JUN-2009 22:53

Client ID: 3SED9-A

Instrument: nt4.i

Sample Info: PB44M

Volume Injected (uL): 1.0

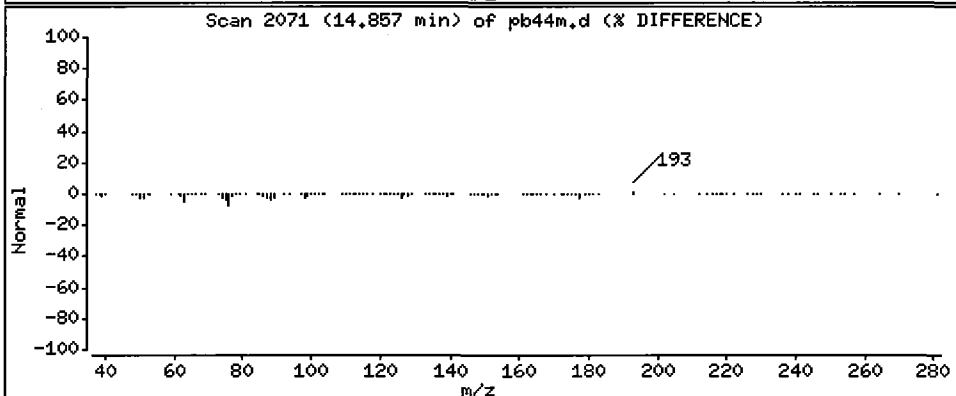
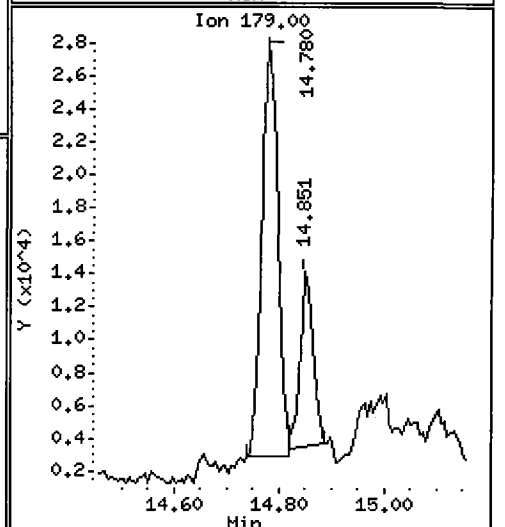
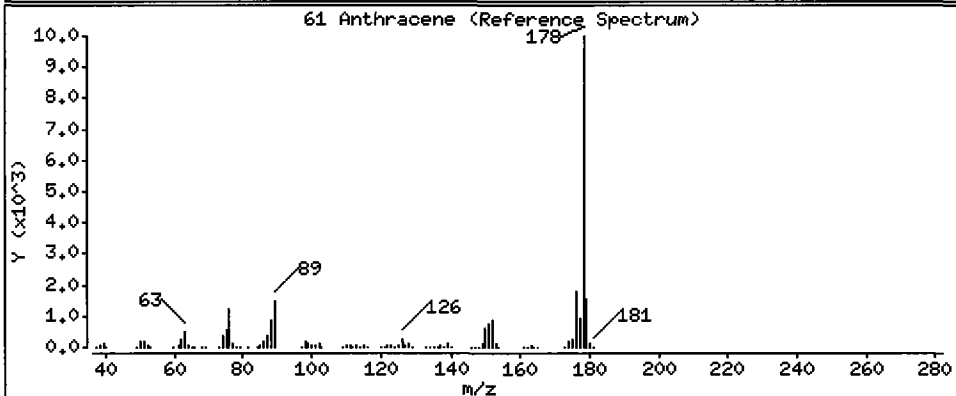
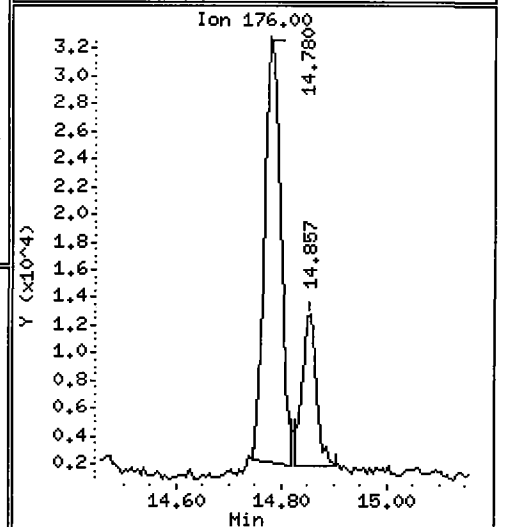
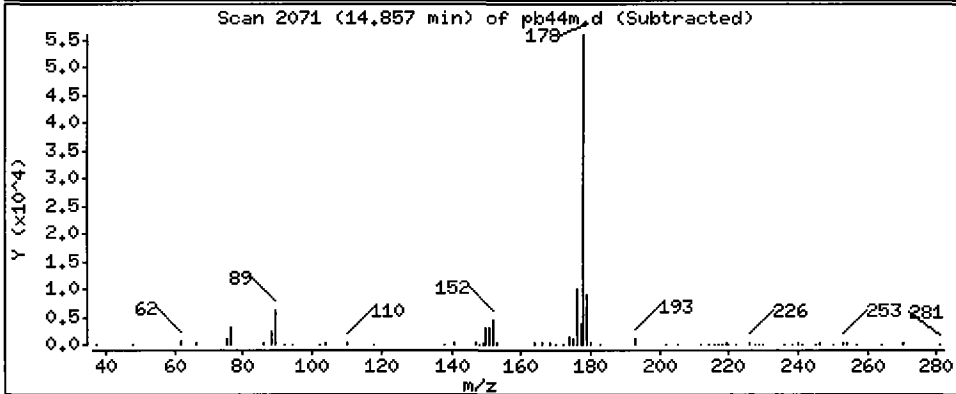
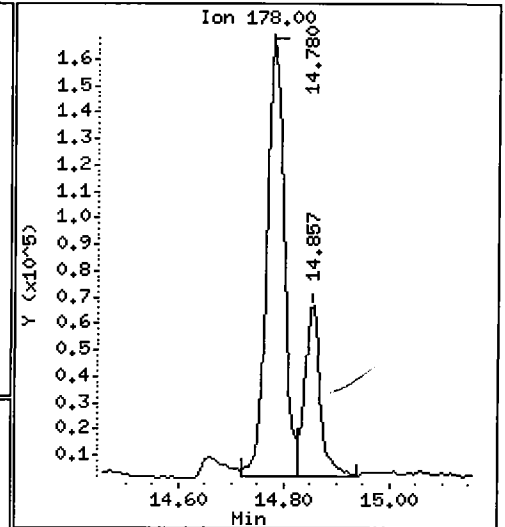
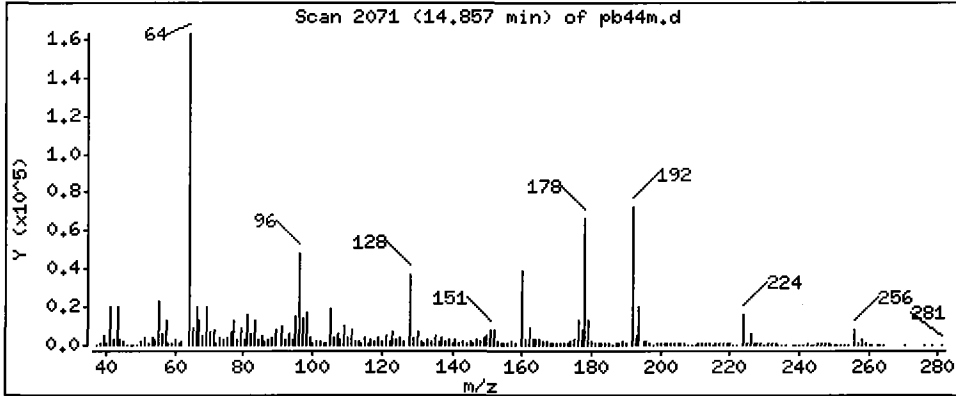
Operator: LJR/VTS

Column phase: ZB-5

Column diameter: 0.32

61 Anthracene

Concentration: 60.94 ug/kg



Date : 16-JUN-2009 22:53

Client ID: 3SED9-A

Instrument: nt4.i

Sample Info: PB44M

Volume Injected (uL): 1.0

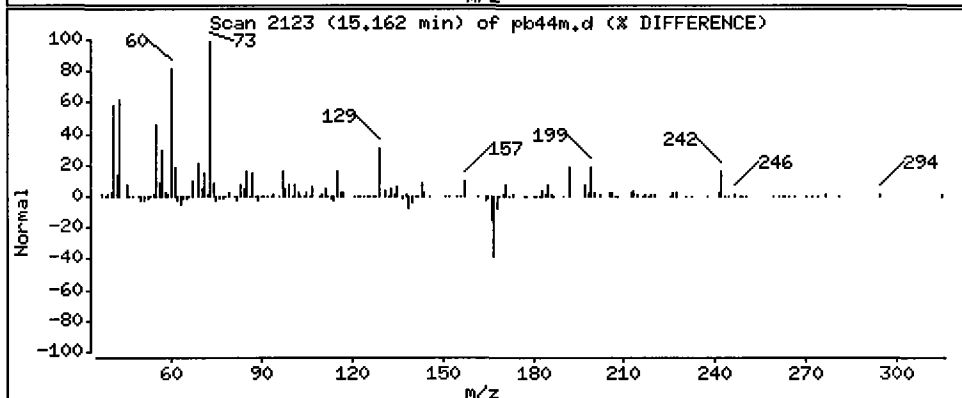
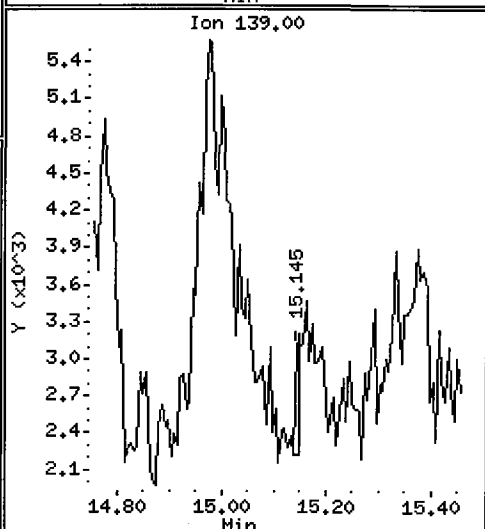
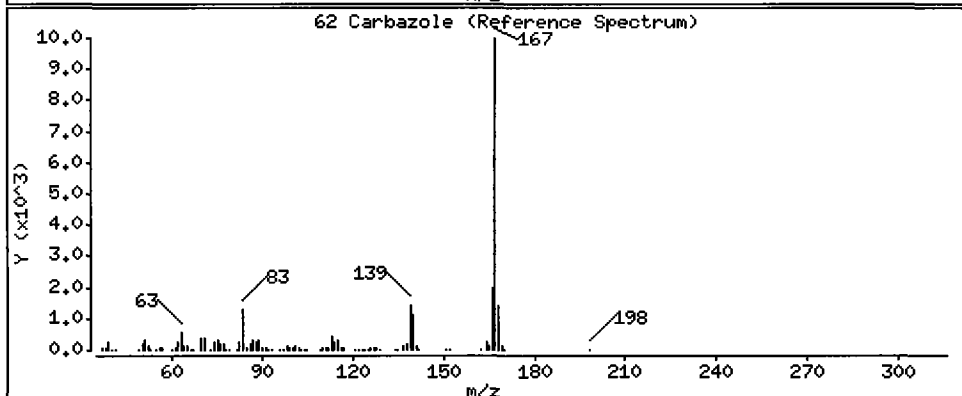
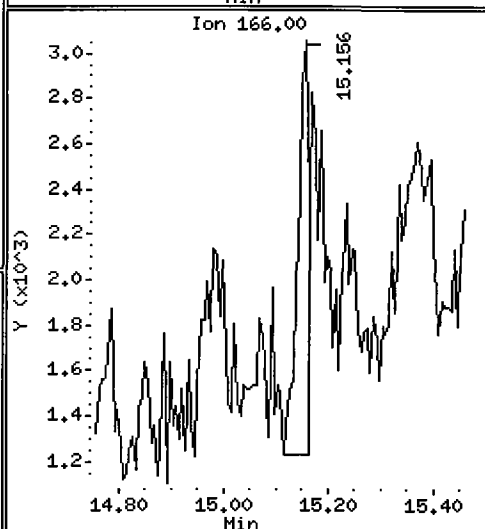
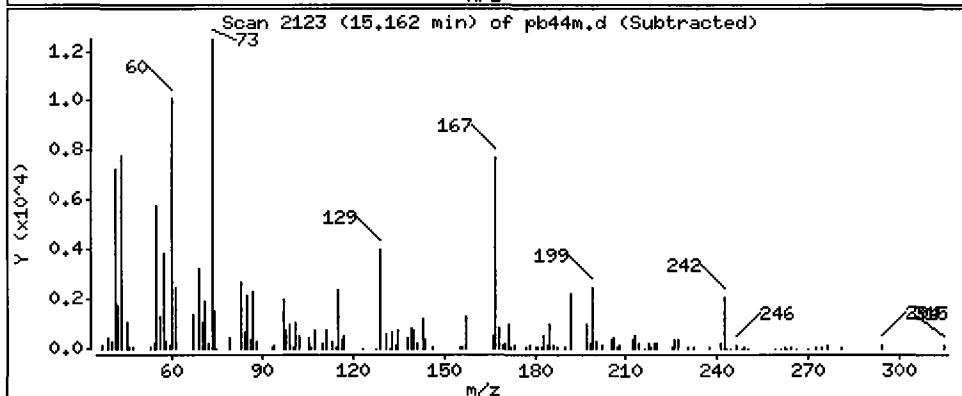
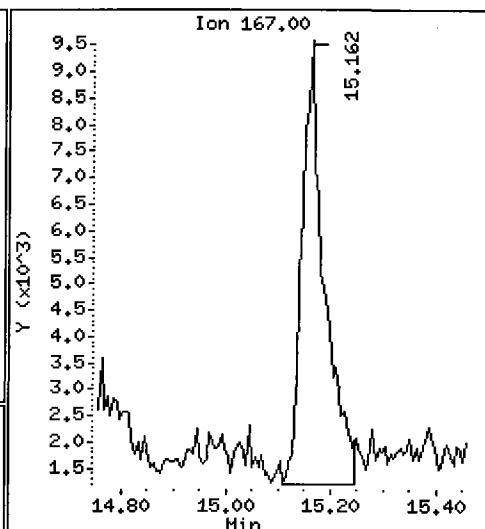
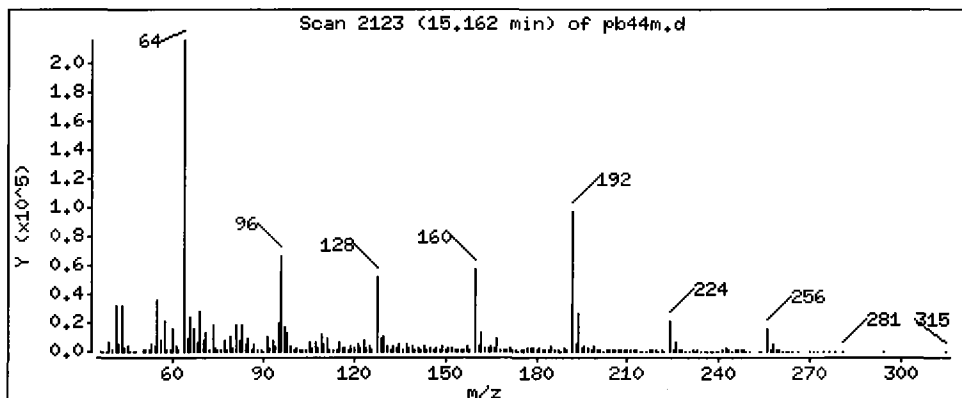
Operator: LJR/VTS

Column phase: ZB-5

Column diameter: 0.32

62 Carbazole

Concentration: 13.51 ug/kg



Date : 16-JUN-2009 22:53

Client ID: 3SED9-A

Instrument: nt4.i

Sample Info: PB44M

Volume Injected (uL): 1.0

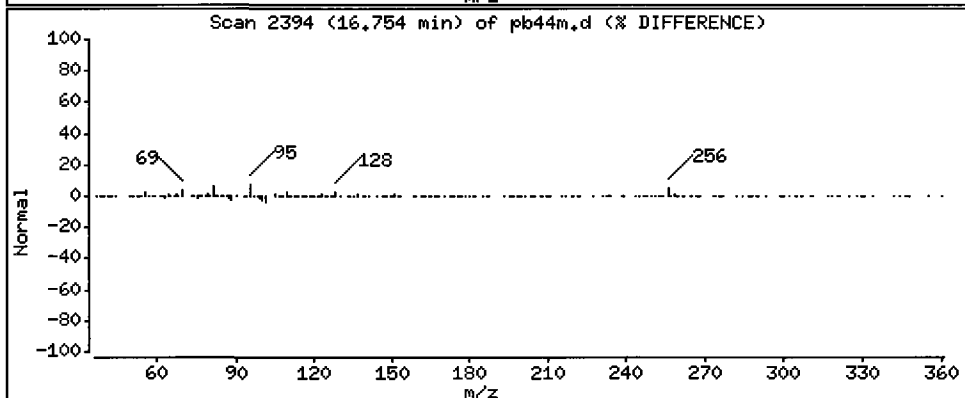
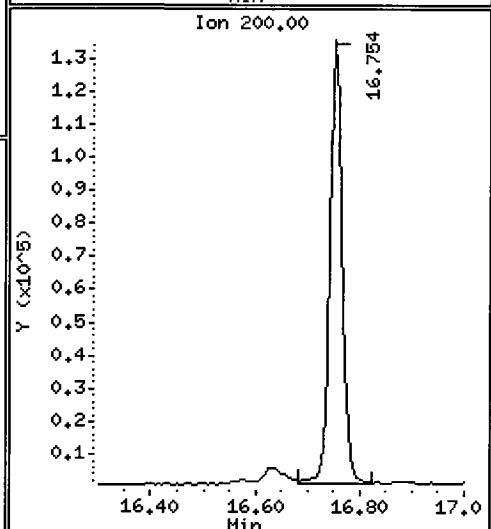
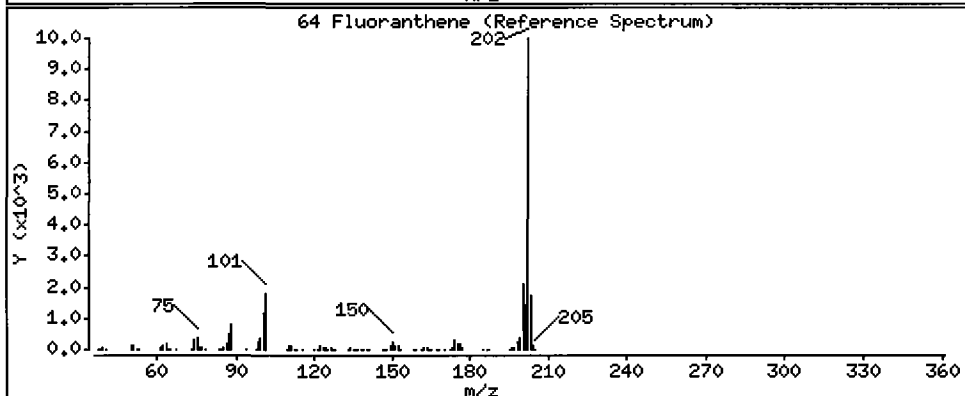
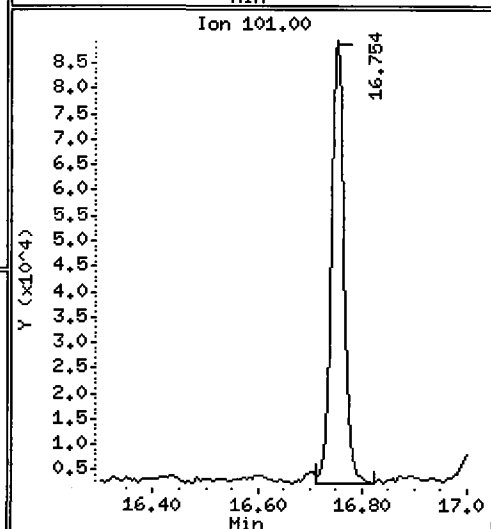
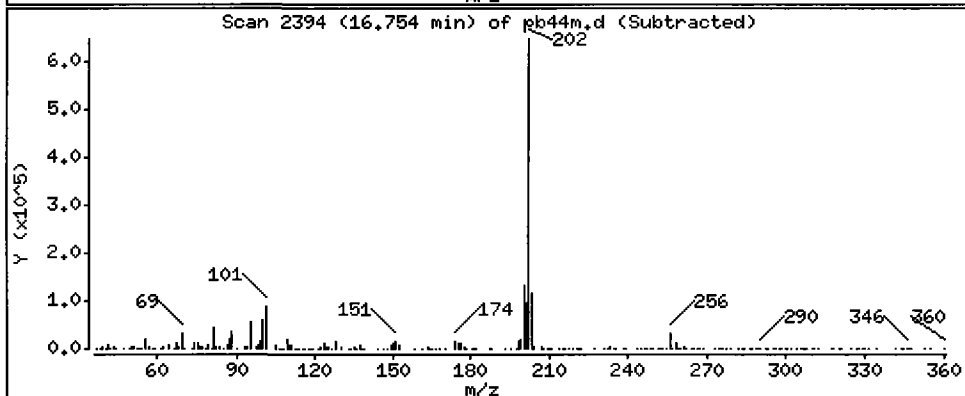
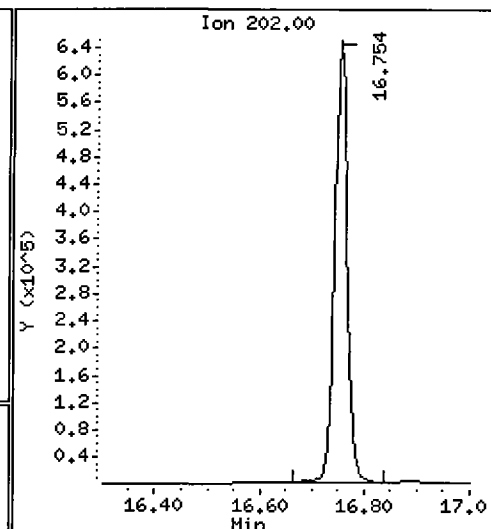
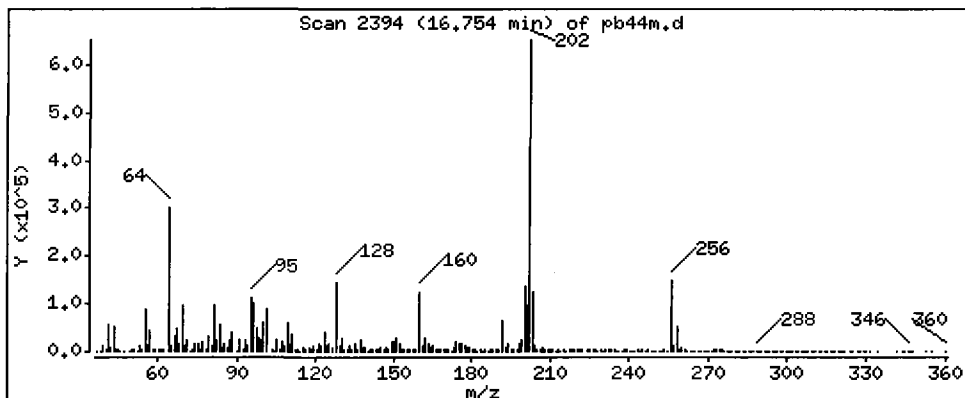
Operator: LJR/VTS

Column phase: ZB-5

Column diameter: 0.32

64 Fluoranthene

Concentration: 526.7 ug/kg



Date : 16-JUN-2009 22:53

Client ID: 3SED9-A

Instrument: nt4.i

Sample Info: PB44M

Volume Injected (uL): 1.0

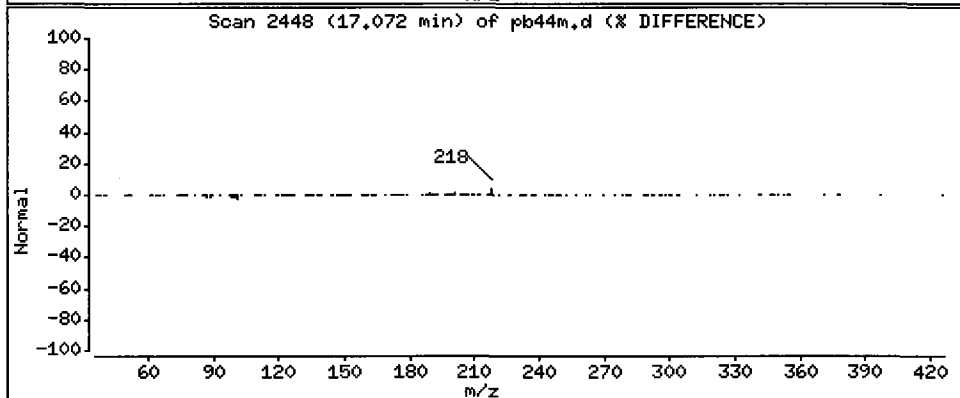
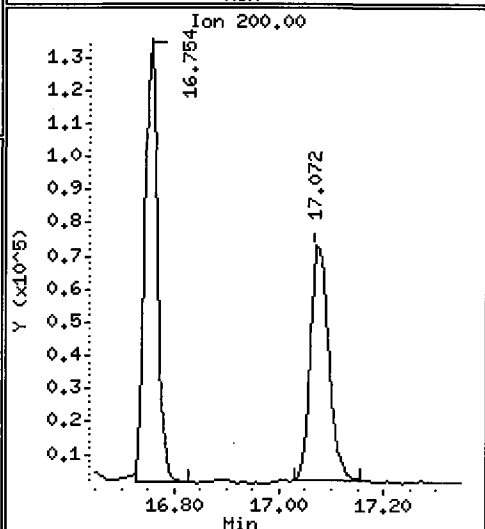
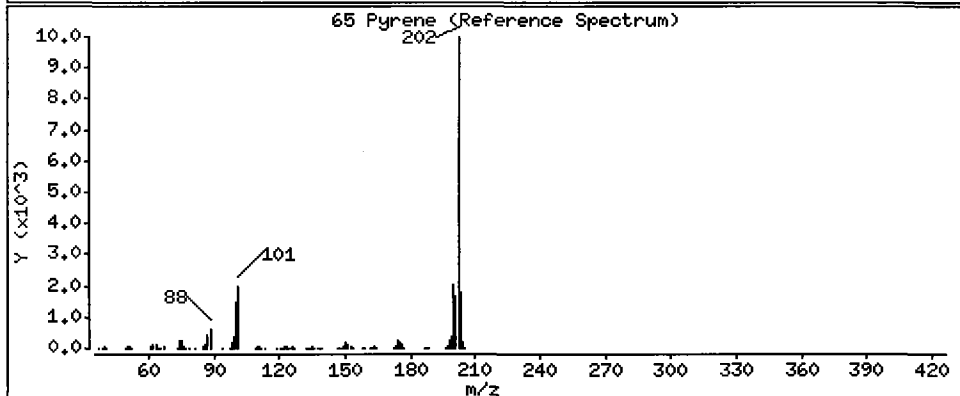
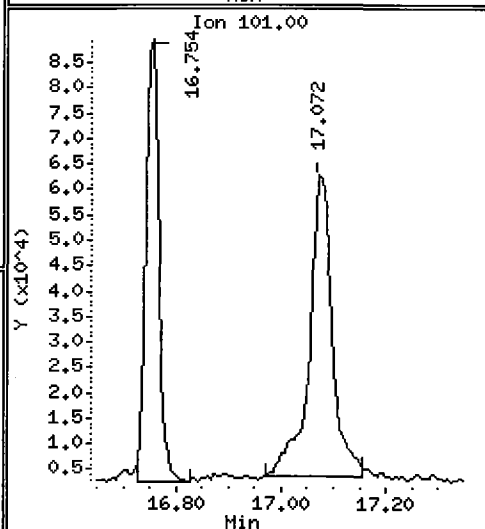
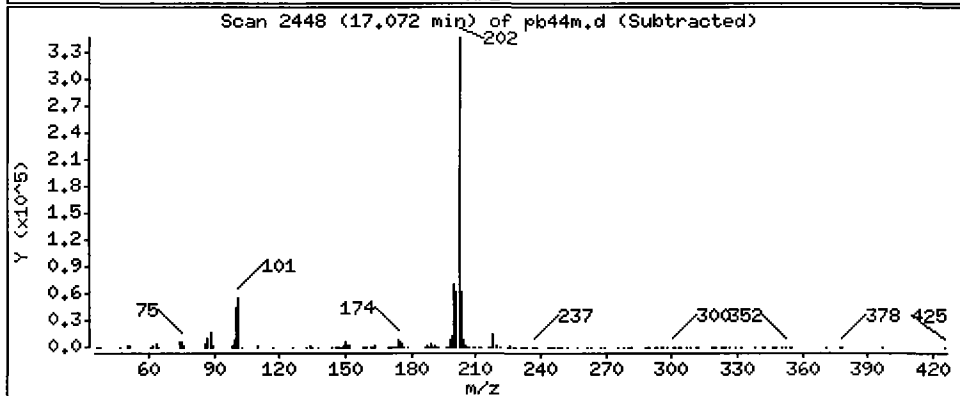
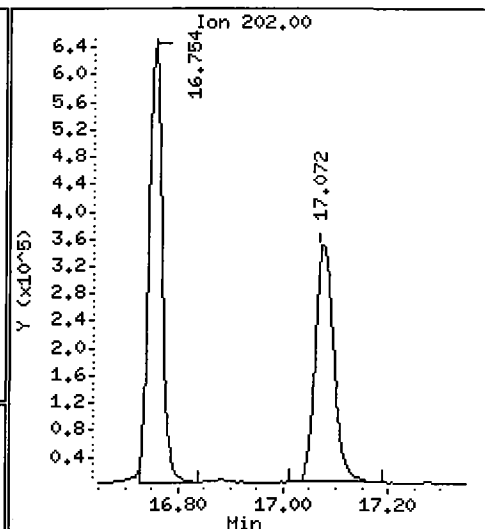
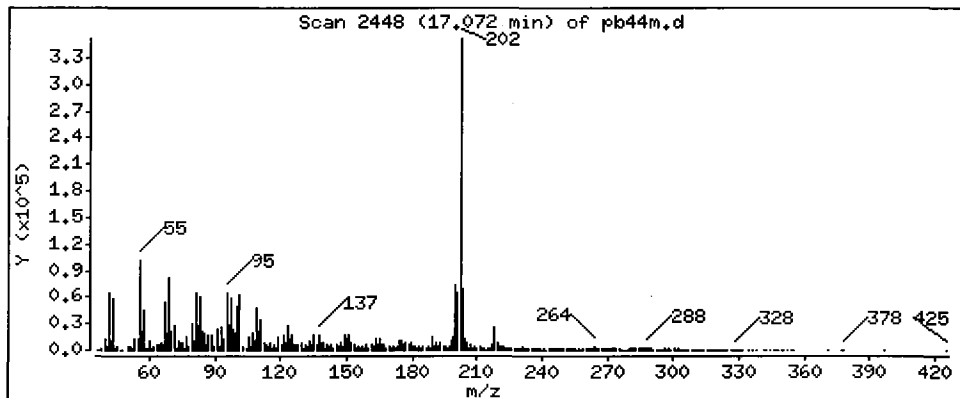
Operator: LJR/VTS

Column phase: ZB-5

Column diameter: 0.32

65 Pyrene

Concentration: 322.7 ug/kg



Date : 16-JUN-2009 22:53

Client ID: 3SED9-A

Instrument: nt4.i

Sample Info: PB44M

Volume Injected (uL): 1.0

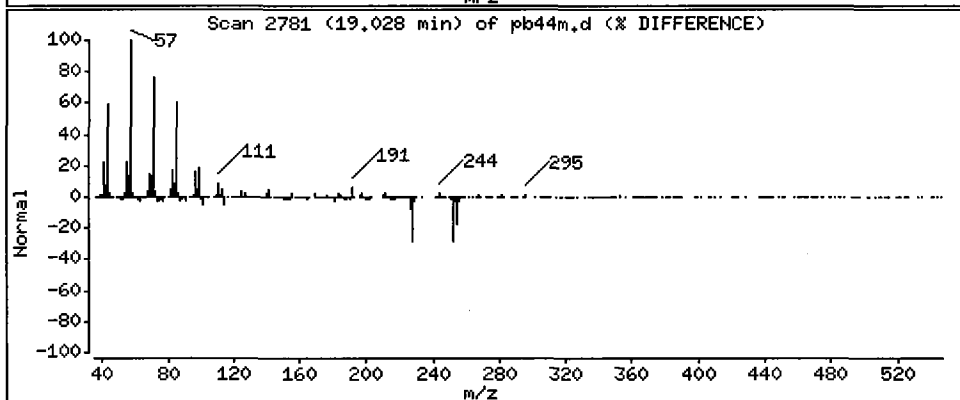
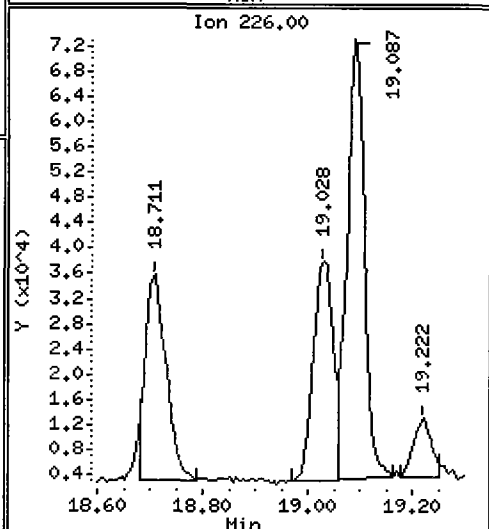
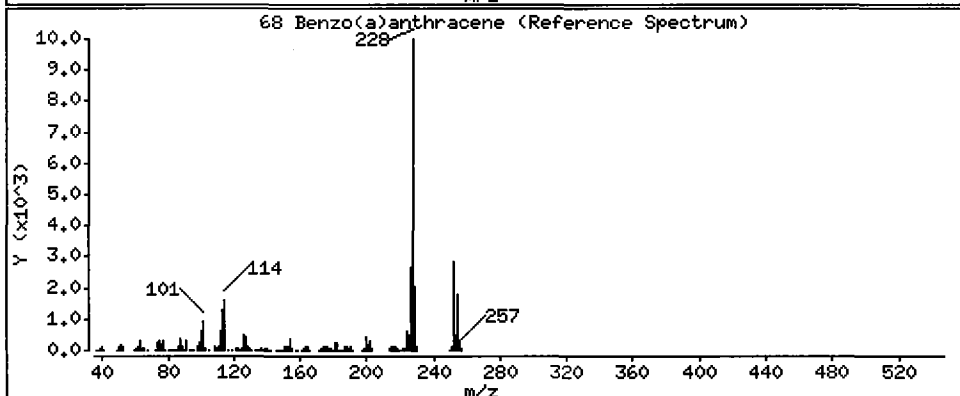
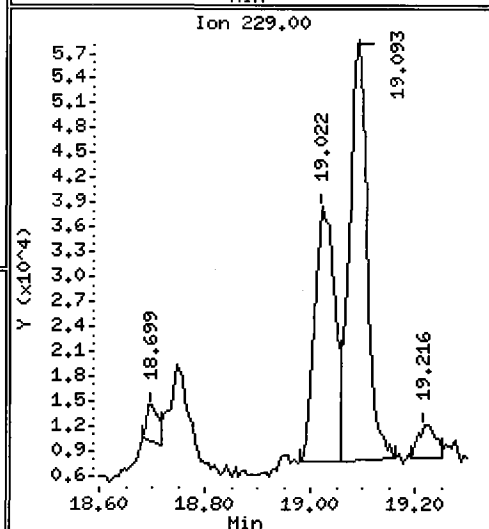
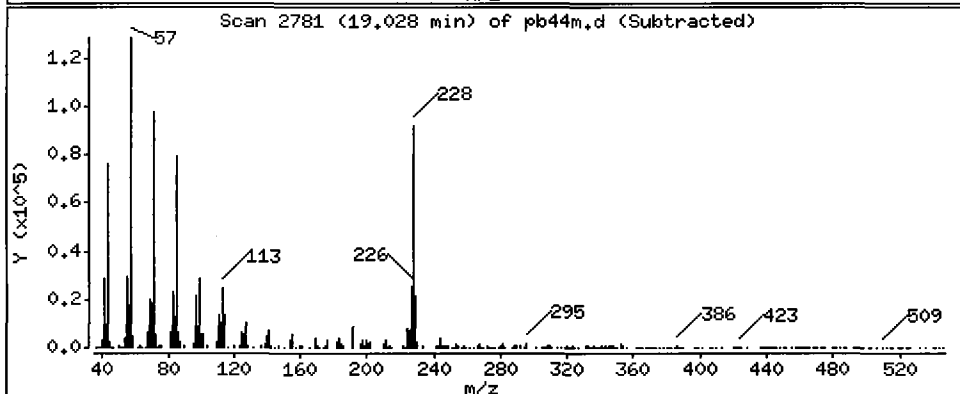
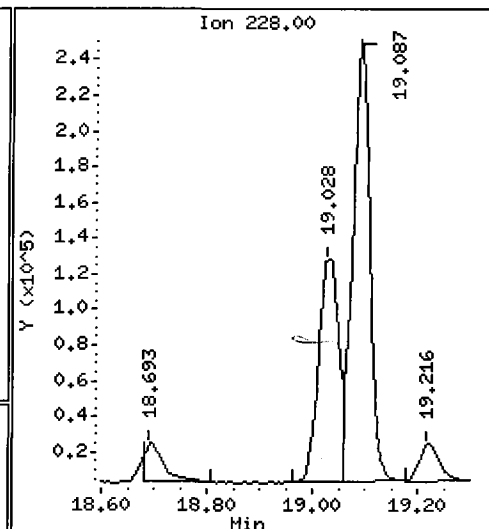
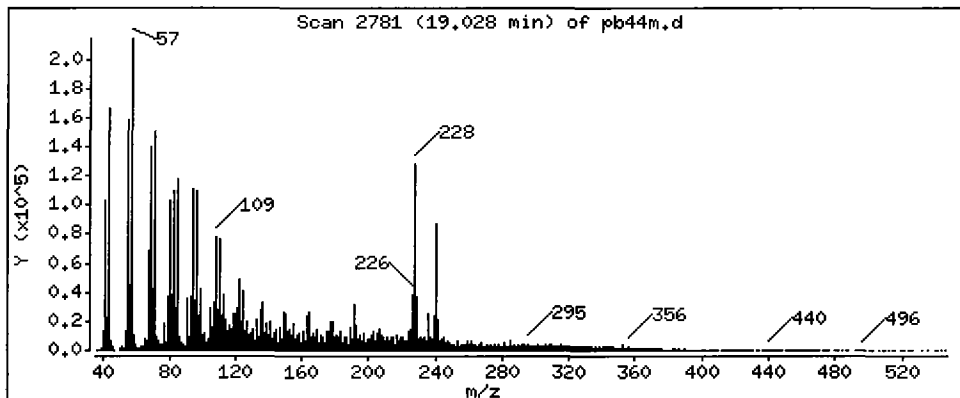
Operator: LJR/VTS

Column phase: ZB-5

Column diameter: 0.32

68 Benzo(a)anthracene

Concentration: 160.4 ug/kg



Date : 16-JUN-2009 22:53

Client ID: 3SED9-A

Instrument: nt4.i

Sample Info: PB44M

Volume Injected (uL): 1.0

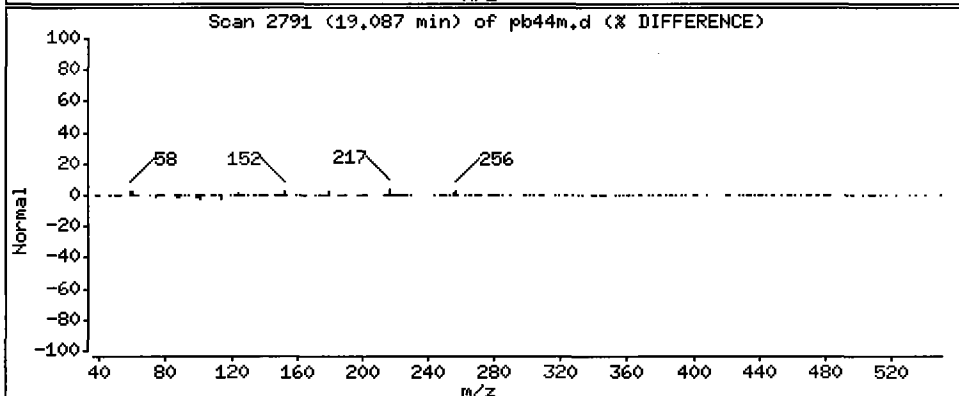
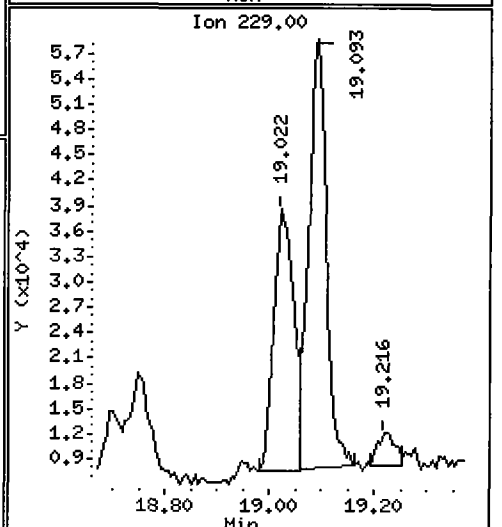
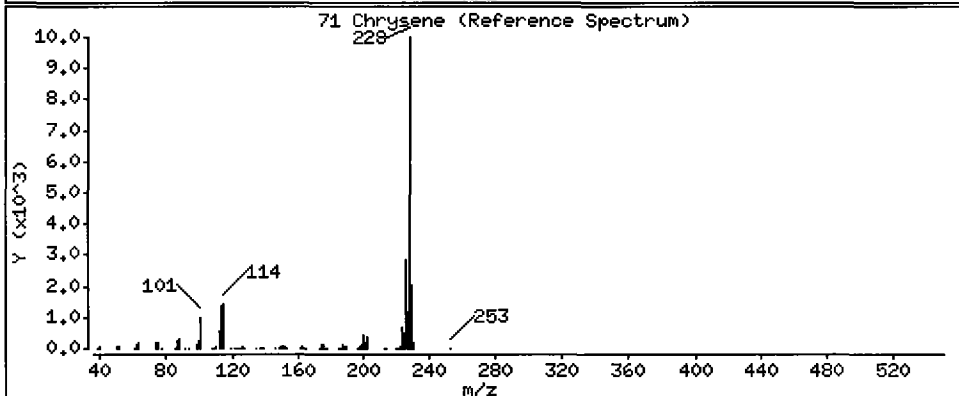
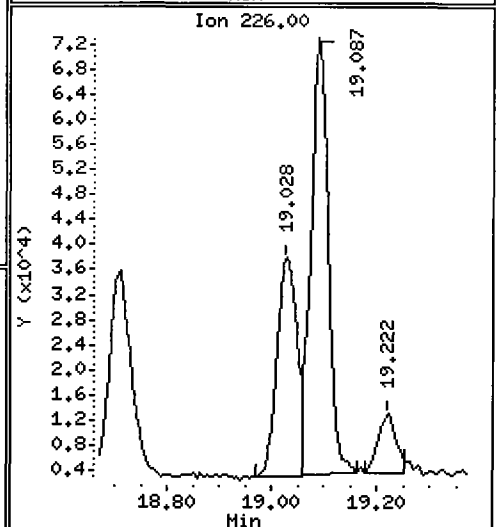
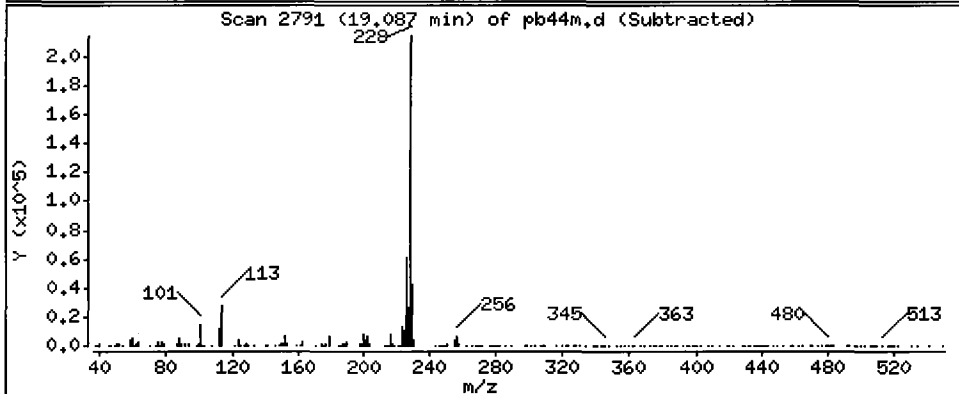
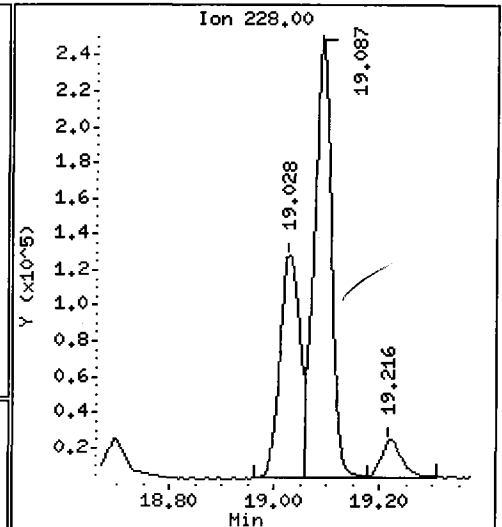
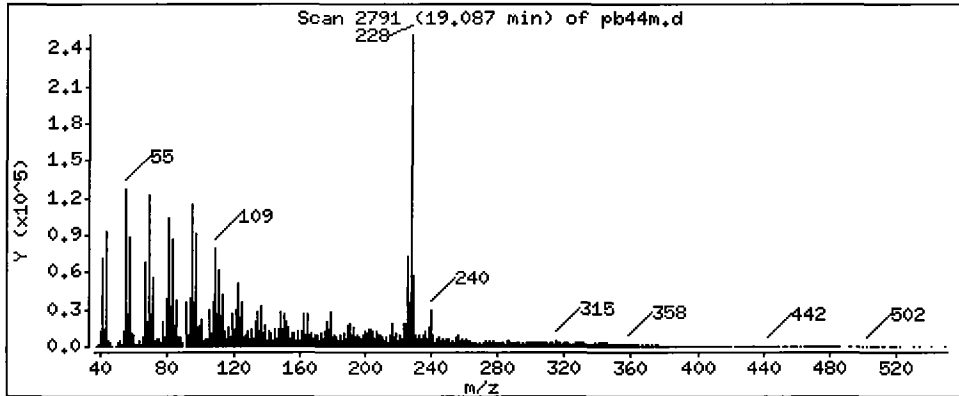
Operator: LJR/VTS

Column phase: ZB-5

Column diameter: 0.32

71 Chrysene

Concentration: 271.7 ug/kg



Date : 16-JUN-2009 22:53

Client ID: 3SED9-A

Instrument: nt4.i

Sample Info: PB44M

Volume Injected (uL): 1.0

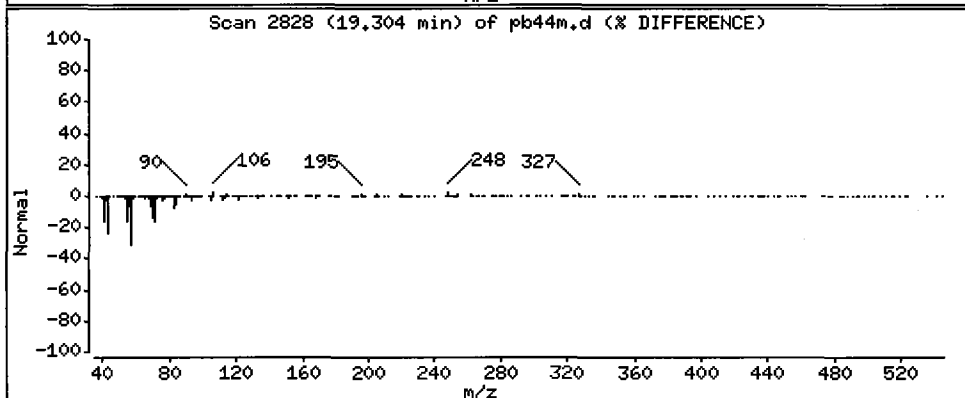
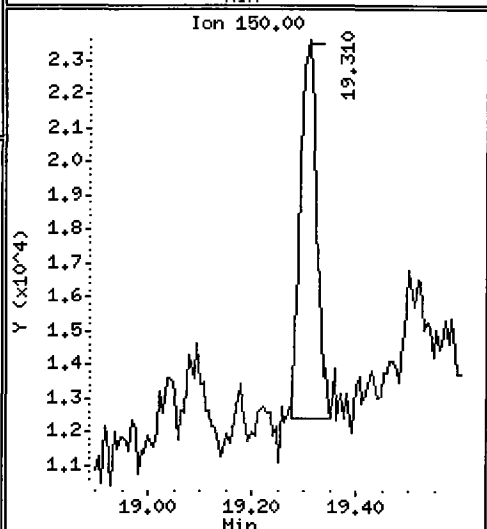
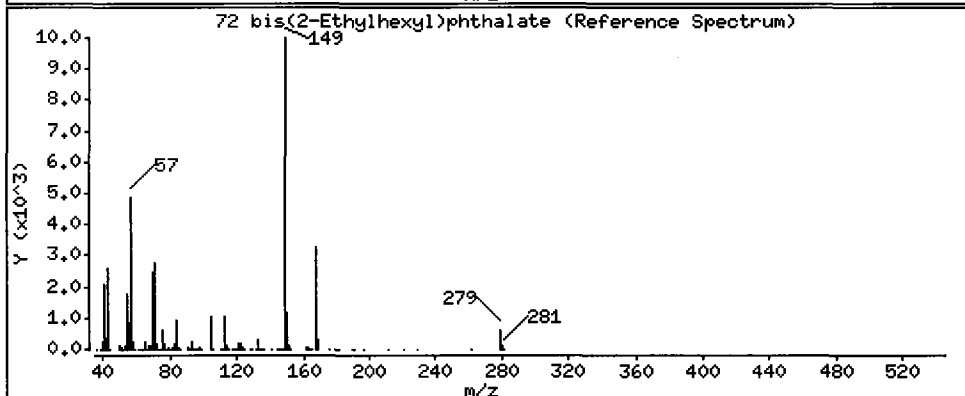
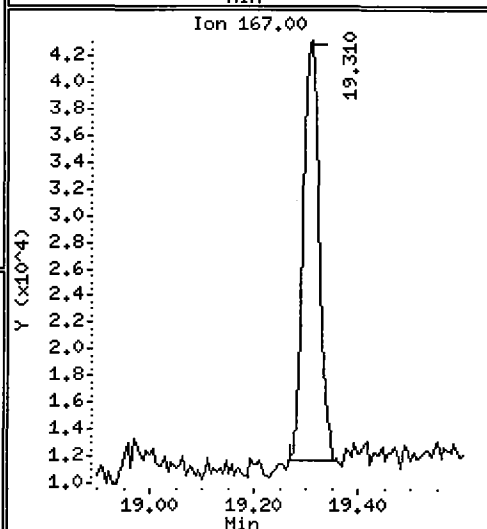
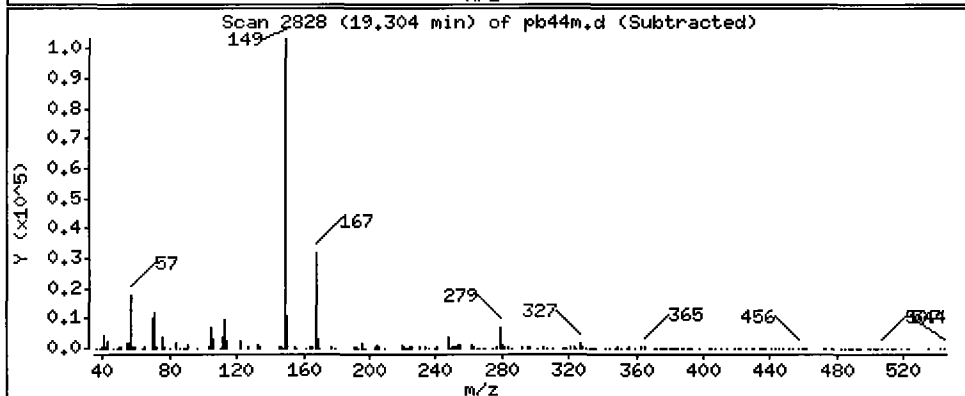
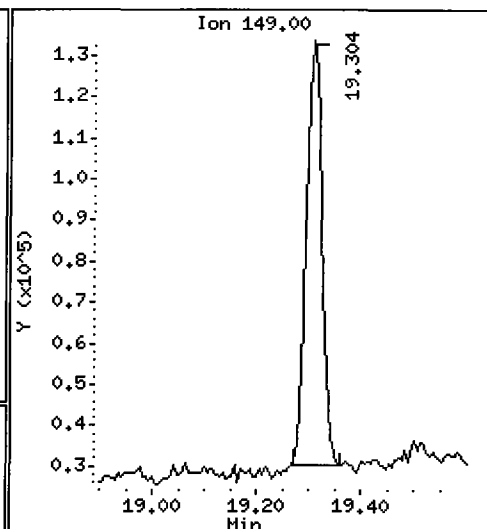
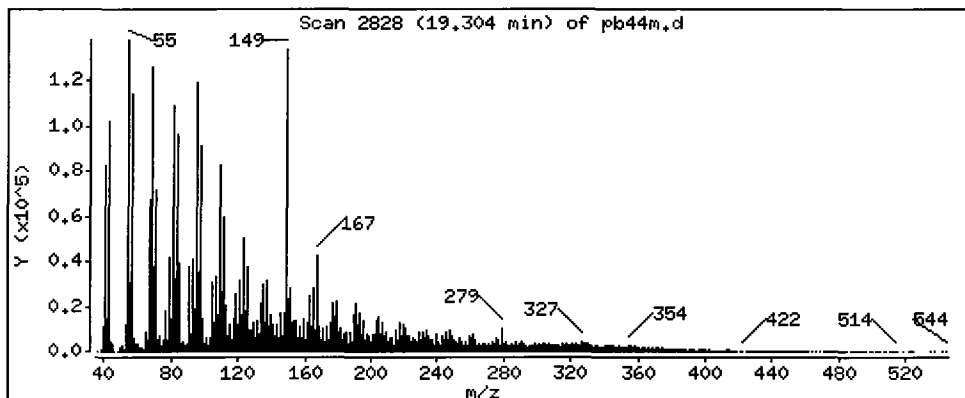
Operator: LJR/VTS

Column phase: ZB-5

Column diameter: 0.32

72 bis(2-Ethylhexyl)phthalate

Concentration: 159.6 ug/kg



Date : 16-JUN-2009 22:53

Client ID: 3SED9-A

Instrument: nt4.i

Sample Info: PB44M

Volume Injected (uL): 1.0

Operator: LJR/VTS

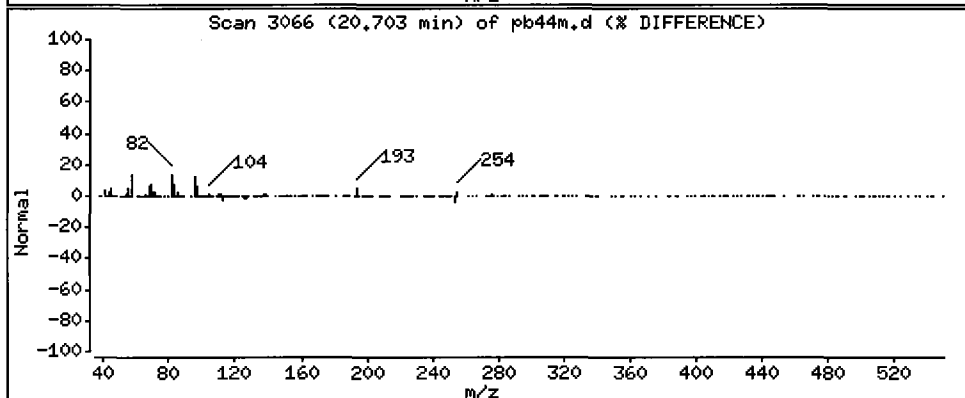
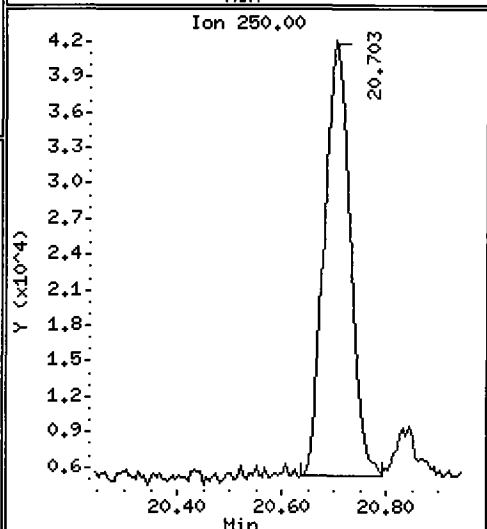
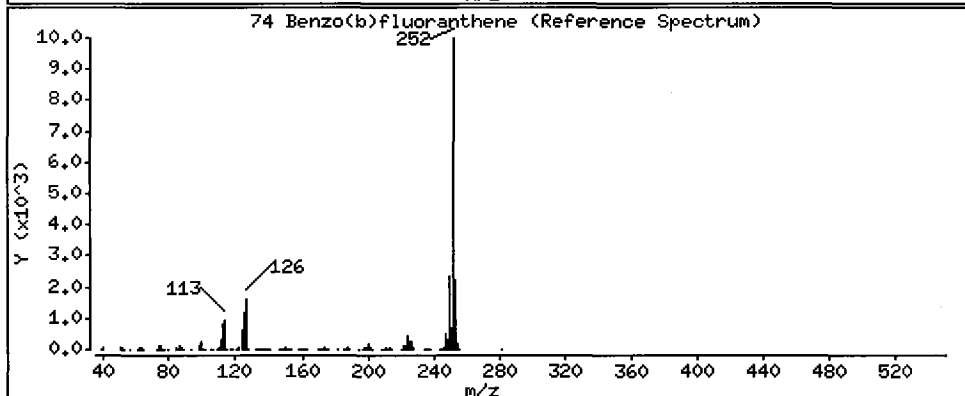
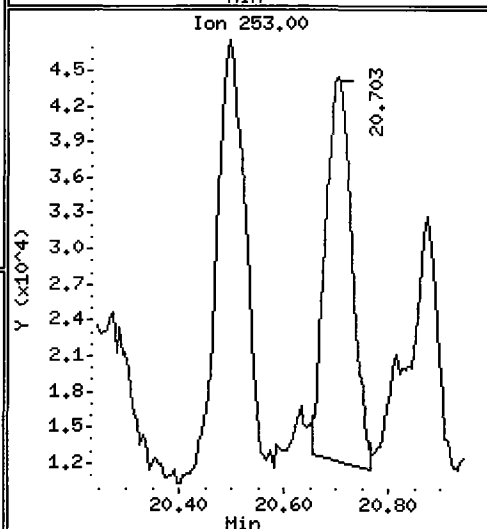
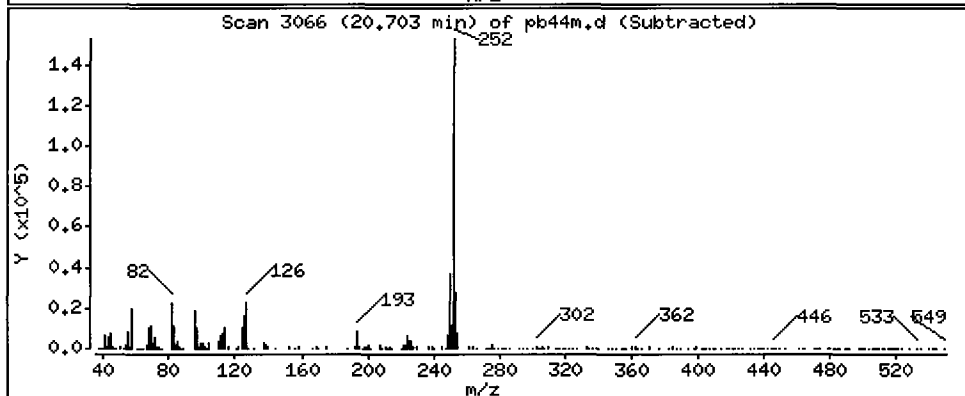
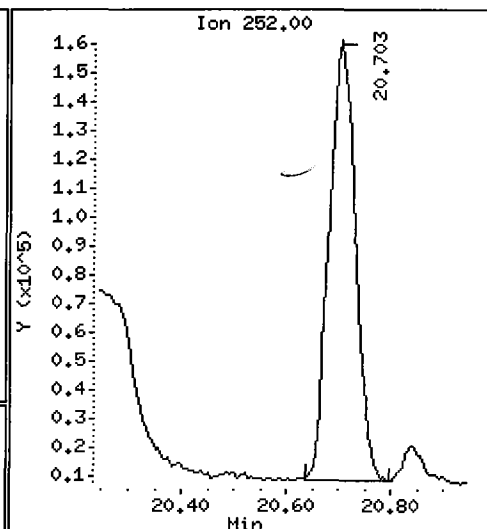
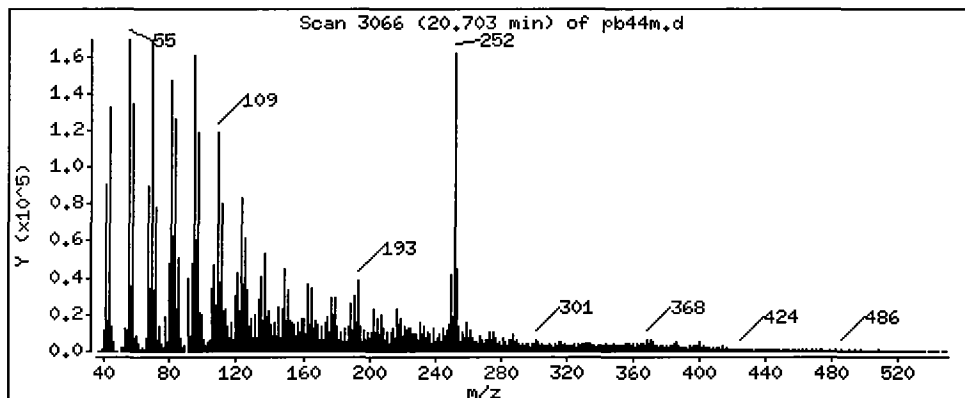
Column phase: ZB-5

Column diameter: 0.32

74 Benzo(b)fluoranthene

Concentration: 256.1 ug/kg

1/2



Date : 16-JUN-2009 22:53

Client ID: 3SED9-A

Instrument: nt4.i

Sample Info: PB44M

Volume Injected (uL): 1.0

Operator: LJR/VTS

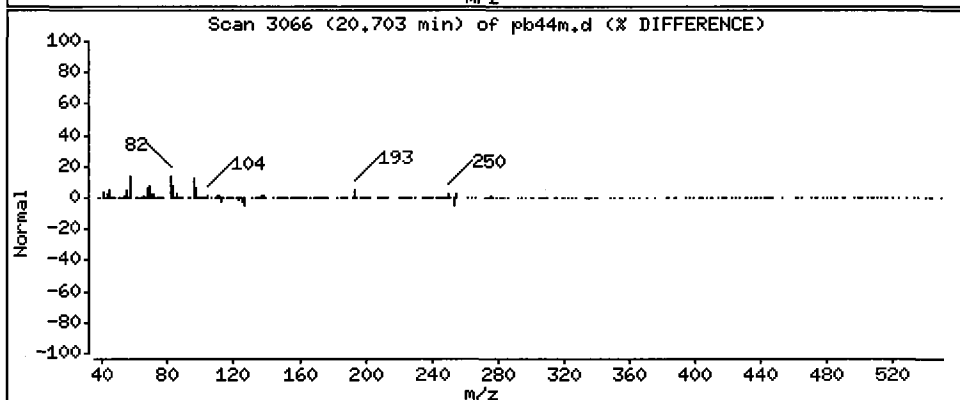
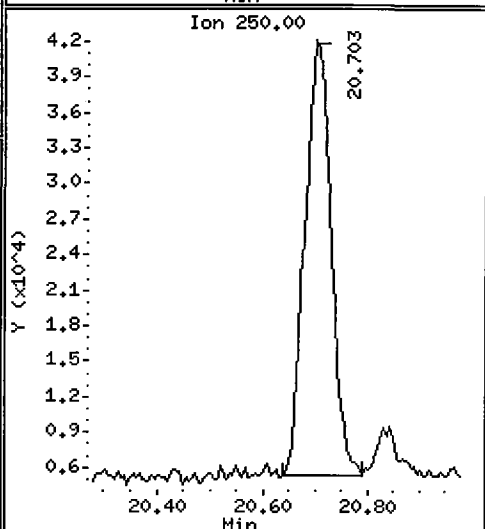
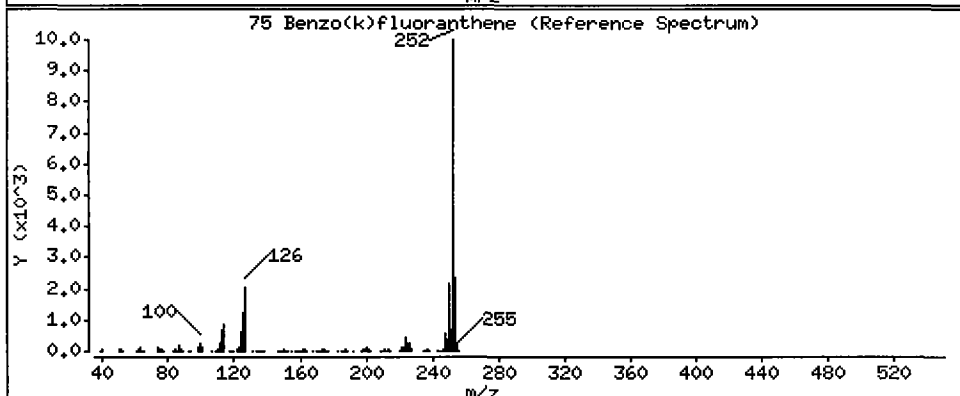
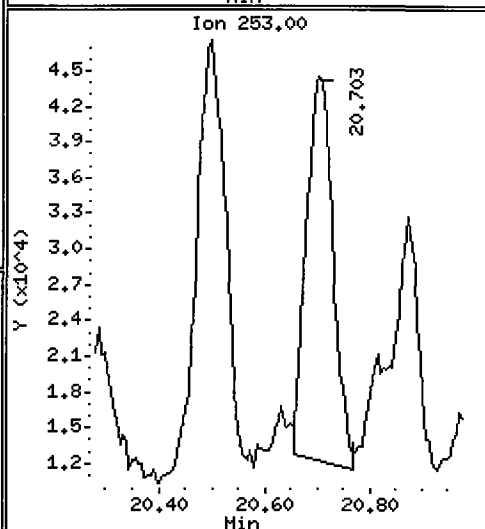
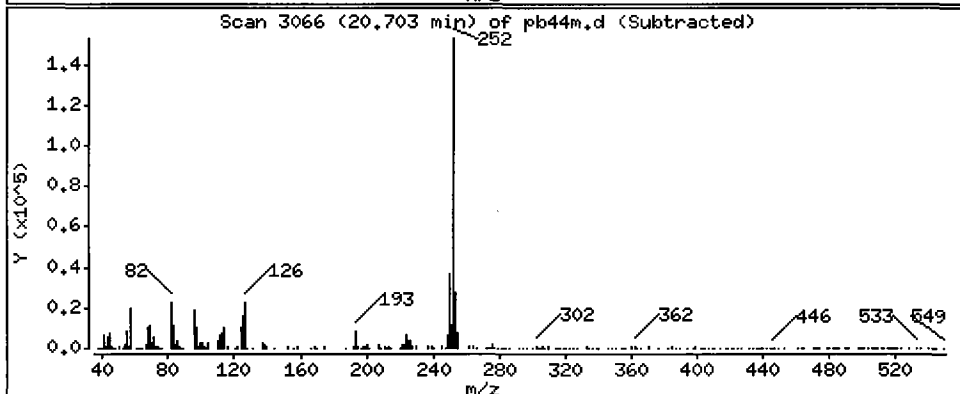
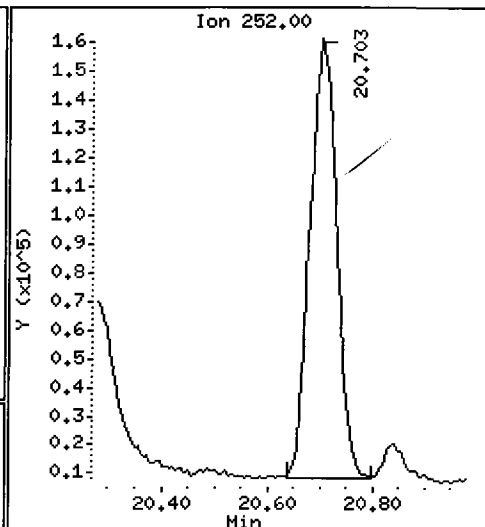
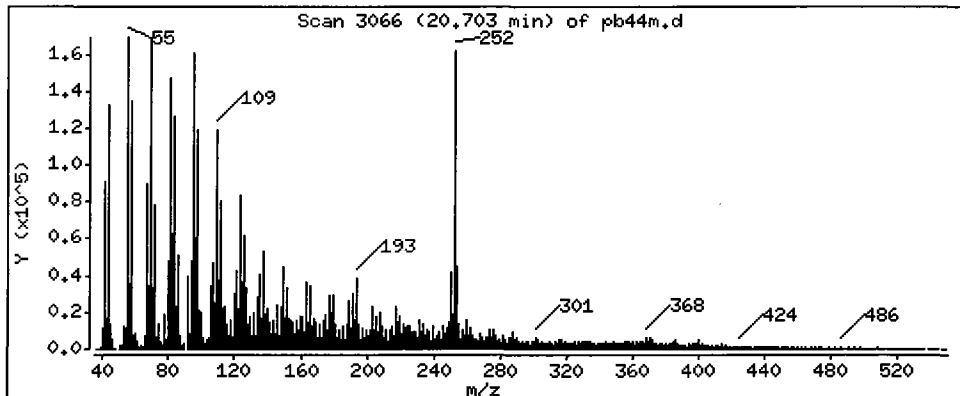
Column phase: ZB-5

Column diameter: 0.32

112

75 Benzo(k)fluoranthene

Concentration: 247.4 ug/kg



Date : 16-JUN-2009 22:53

Client ID: 3SED9-A

Instrument: nt4.i

Sample Info: PB44M

Volume Injected (uL): 1.0

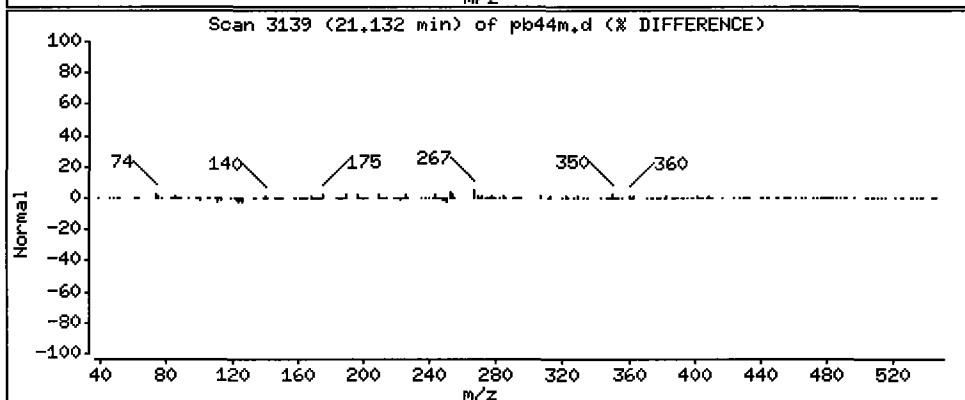
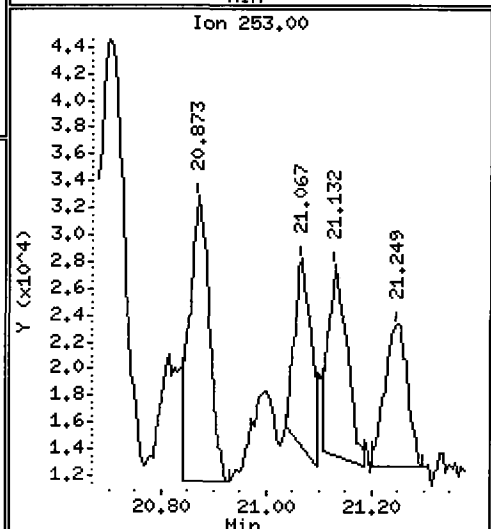
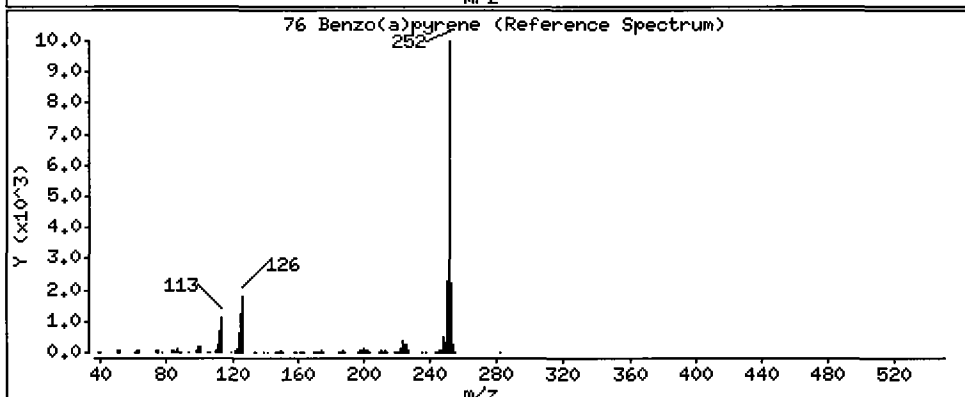
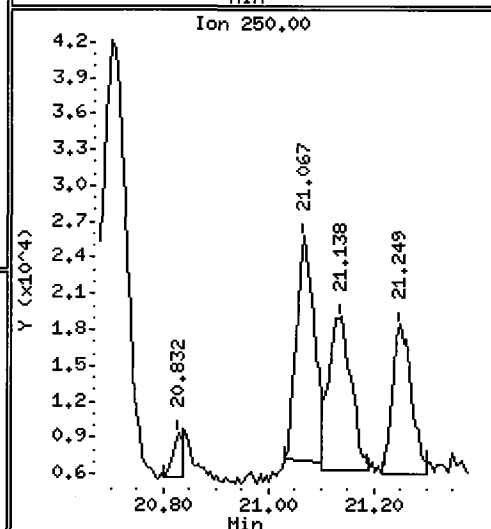
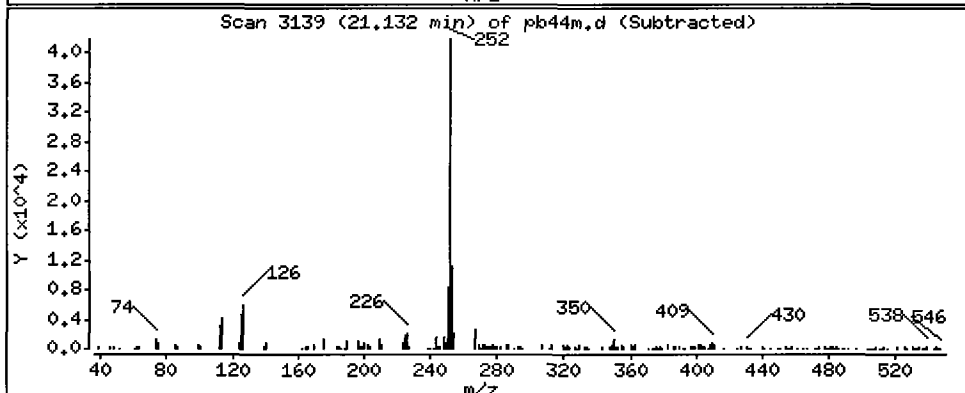
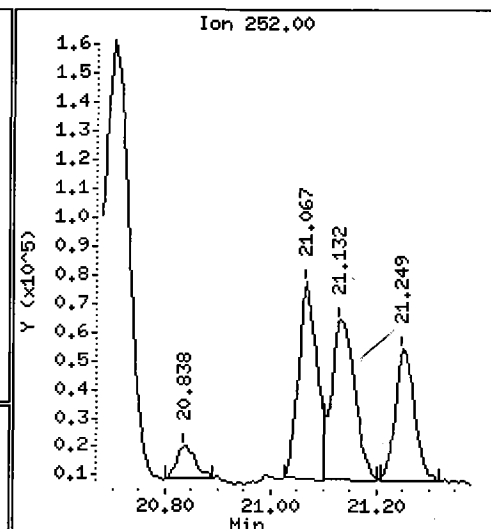
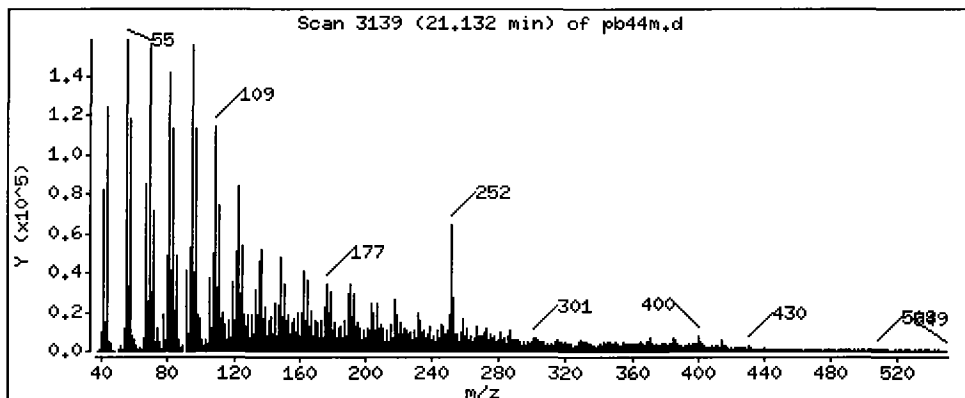
Operator: LJR/VTS

Column phase: ZB-5

Column diameter: 0.32

76 Benzo(a)pyrene

Concentration: 93.48 ug/kg



Date : 16-JUN-2009 22:53

Client ID: 3SED9-A

Instrument: nt4.i

Sample Info: PB44M

Volume Injected (uL): 1.0

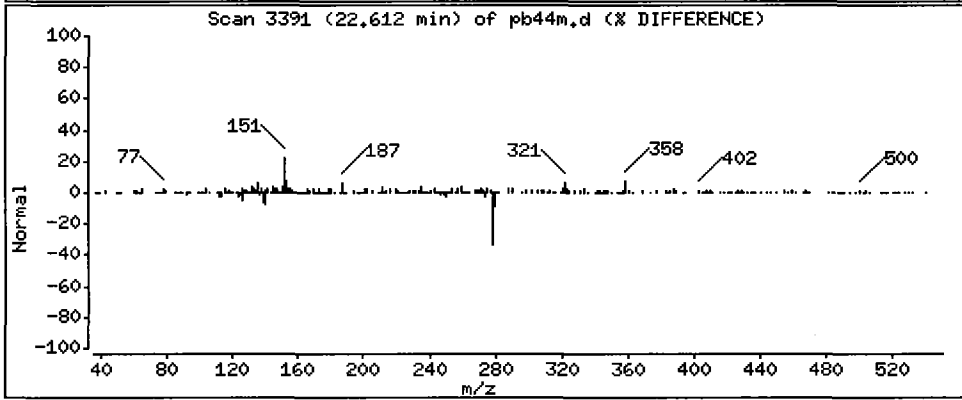
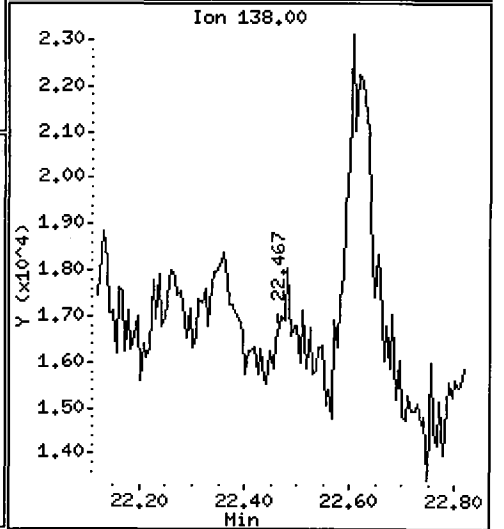
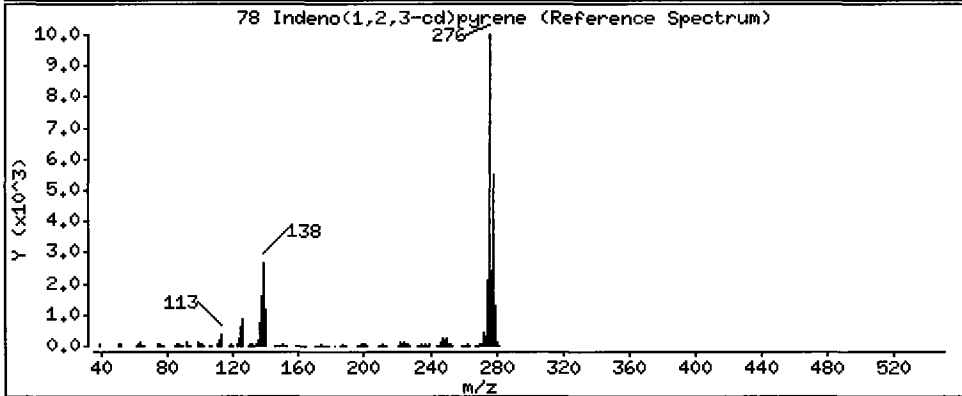
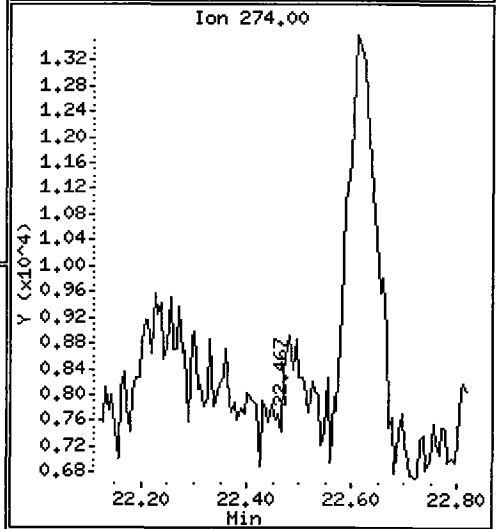
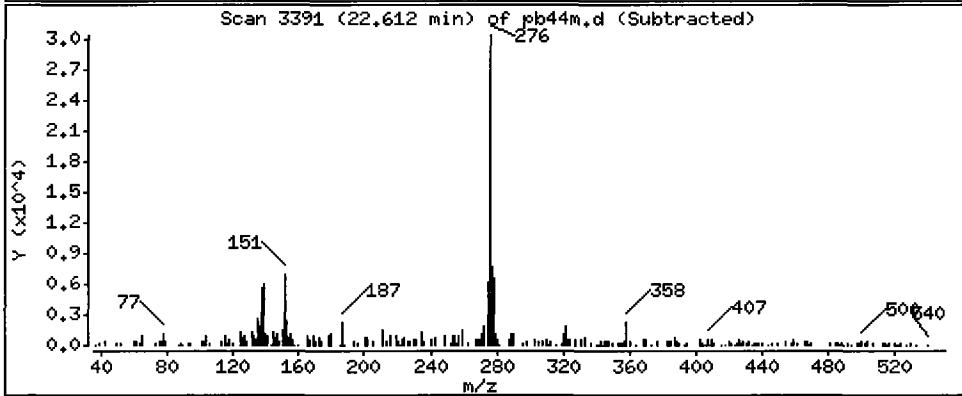
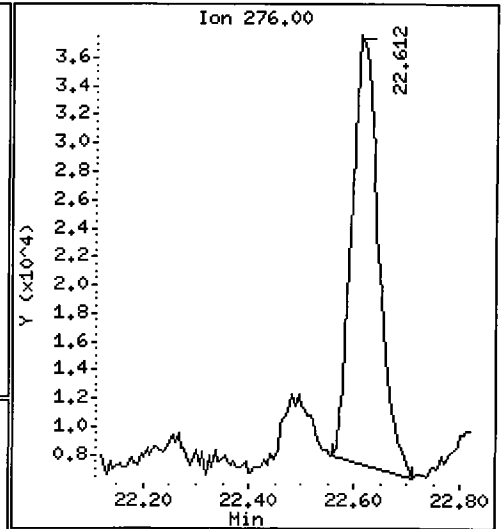
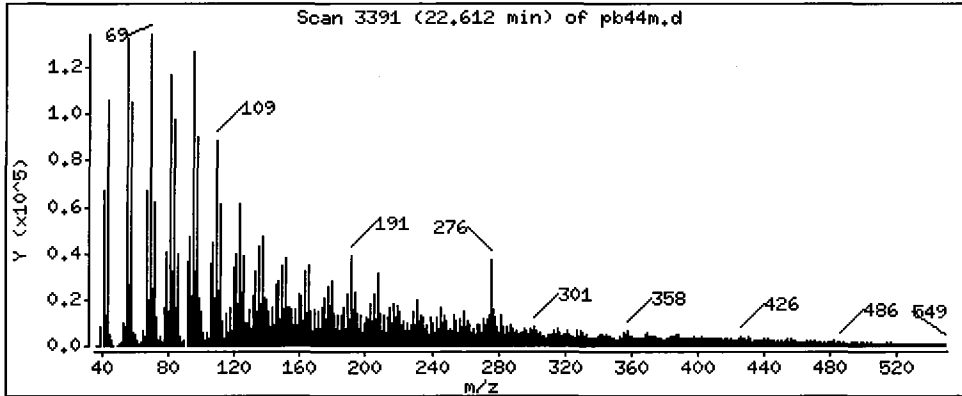
Operator: LJR/VTS

Column phase: ZB-5

Column diameter: 0.32

78 Indeno(1,2,3-cd)pyrene

Concentration: 45.58 ug/kg



Date : 16-JUN-2009 22:53

Client ID: 3SED9-A

Instrument: nt4.i

Sample Info: PB44M

Volume Injected (uL): 1.0

Operator: LJR/VTS

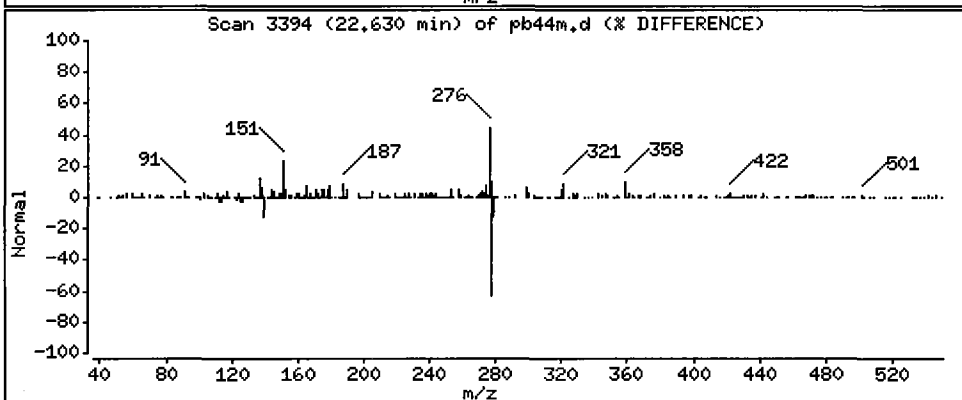
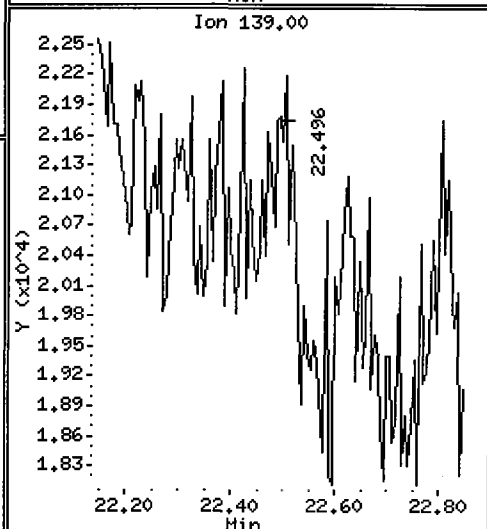
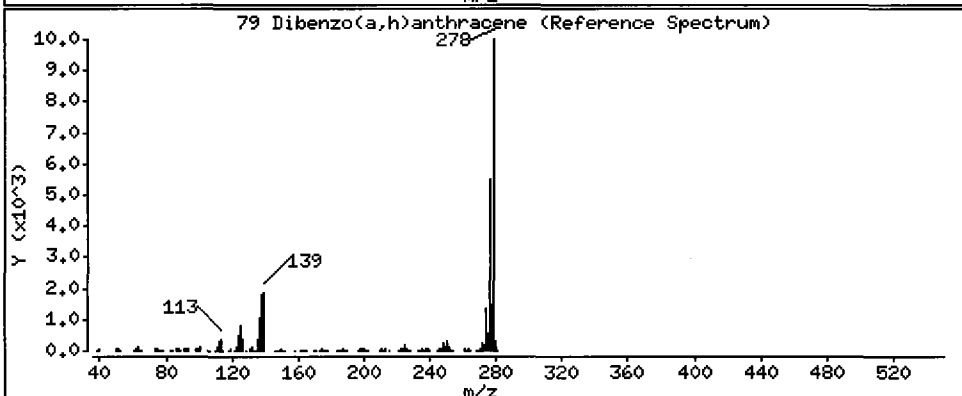
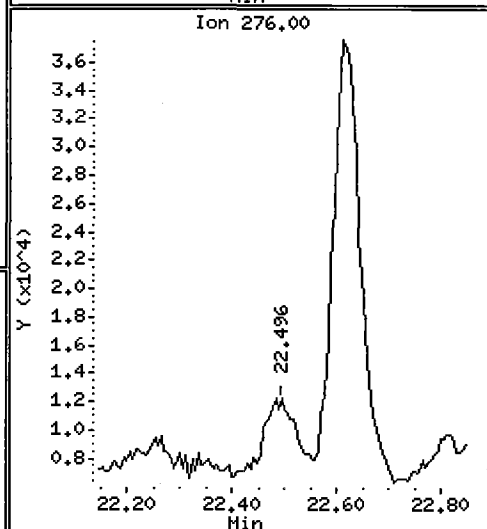
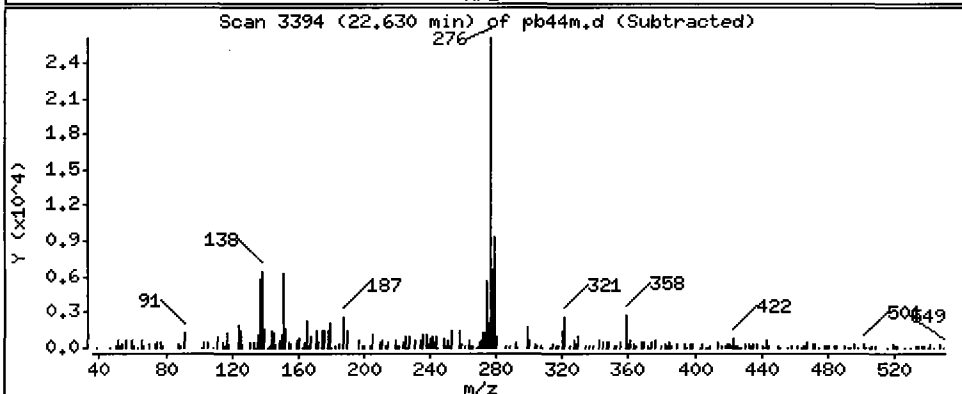
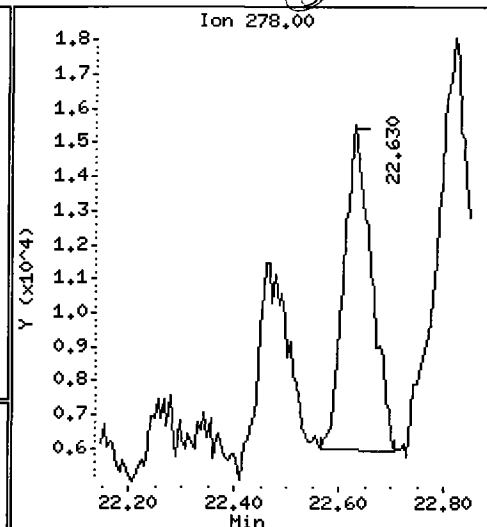
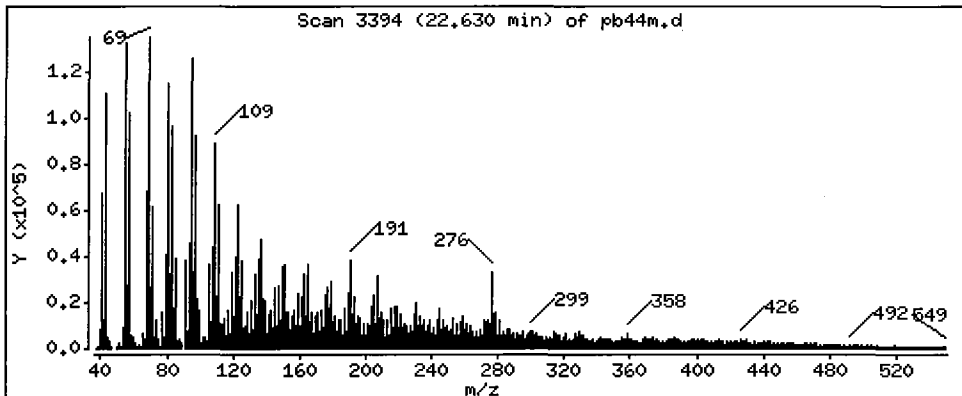
Column phase: ZB-5

Column diameter: 0,32

79 Dibenzo(a,h)anthracene

Concentration: 17,99 ug/kg

JCP



Date : 16-JUN-2009 22:53

Client ID: 3SED9-A

Instrument: nt4.i

Sample Info: PB44M

Volume Injected (uL): 1.0

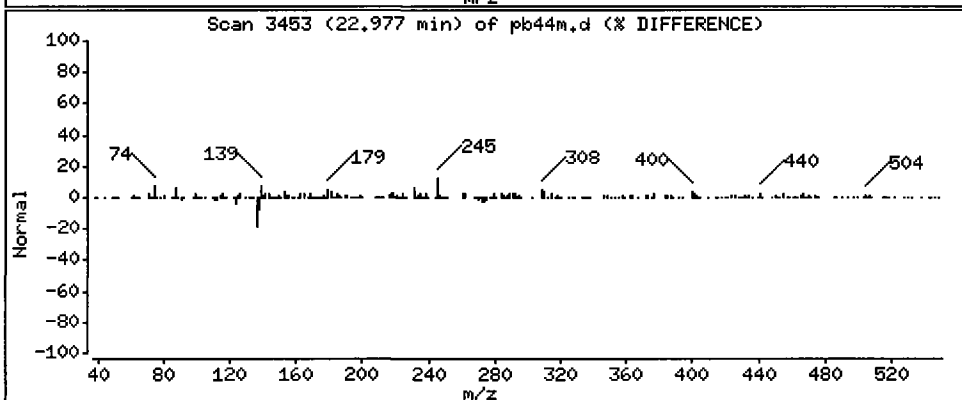
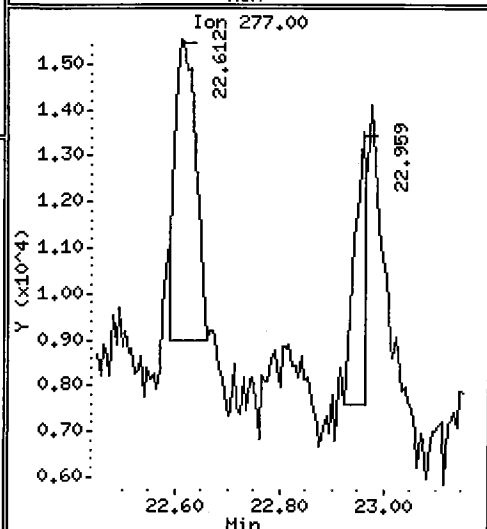
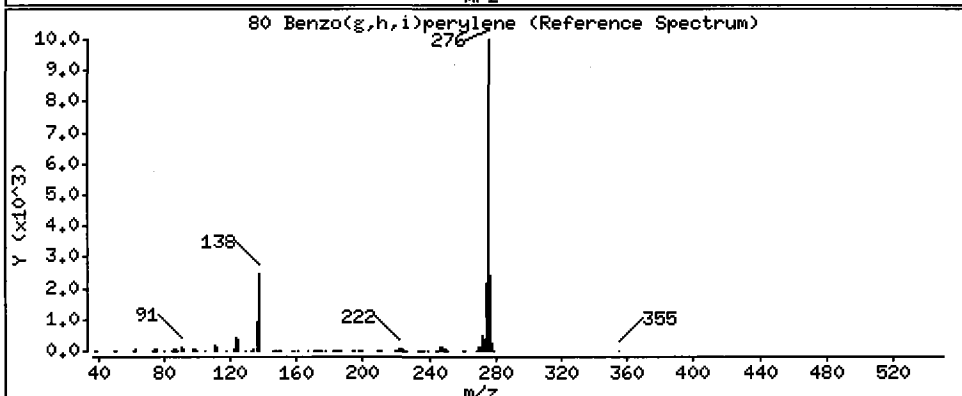
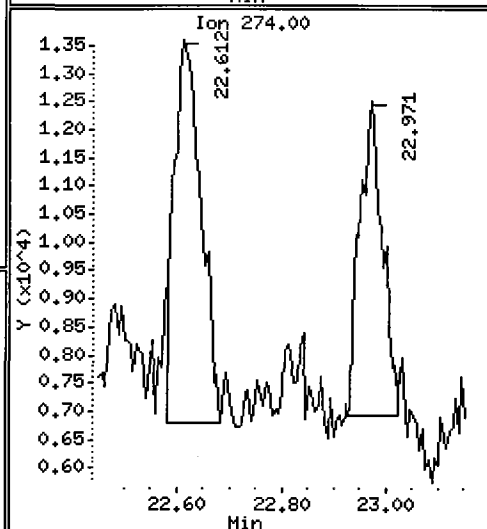
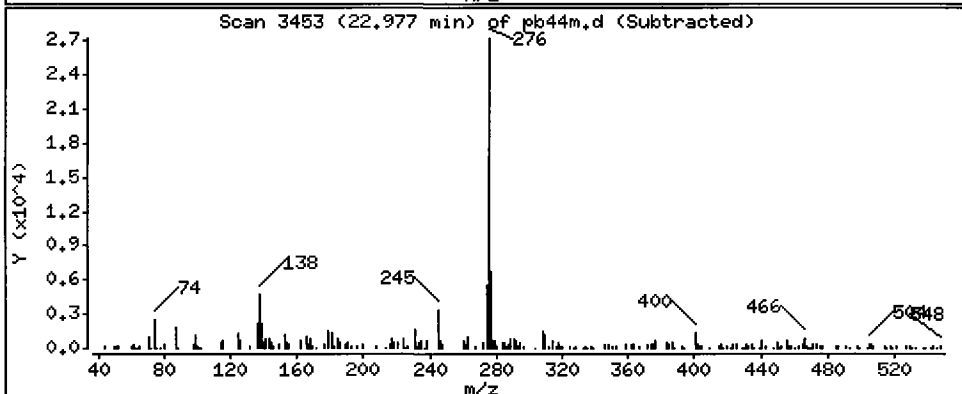
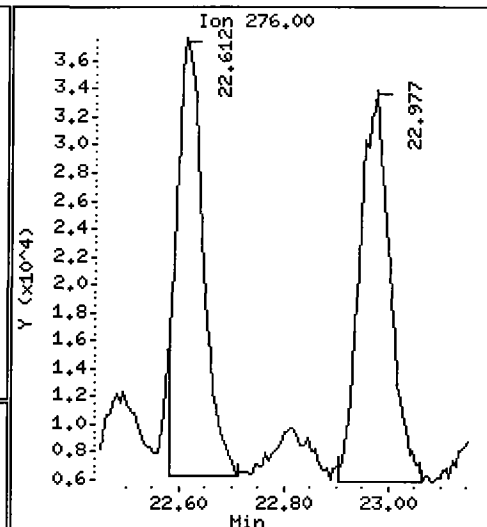
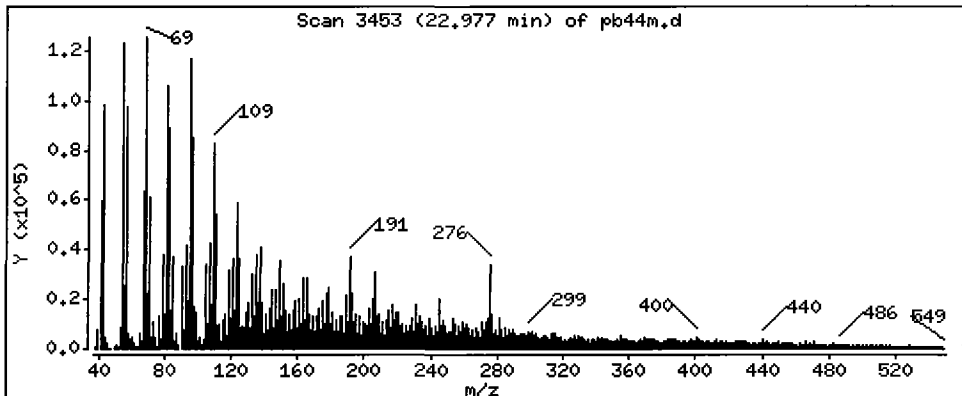
Operator: LJR/VTS

Column phase: ZB-5

Column diameter: 0.32

80 Benzo(g,h,i)perylene

Concentration: 52.76 ug/kg



ORGANICS ANALYSIS DATA SHEET
PSDDA Semivolatiles by SW8270D GC/MS
 Page 1 of 1

Sample ID: 3SED9-B
SAMPLE

Lab Sample ID: PB44N
 LIMS ID: 09-12800
 Matrix: Sediment
 Data Release Authorized: *AK*
 Reported: 06/17/09

QC Report No: PB44-ENVIROMENTAL SCIENCE CORP.
 Project: JELD-WEN NORD DOOR
 NA
 Date Sampled: 06/04/09
 Date Received: 06/04/09

Date Extracted: 06/10/09
 Date Analyzed: 06/16/09 23:28
 Instrument/Analyst: NT4/LJR
 GPC Cleanup: Yes

Sample Amount: 25.4 g-dry-wt
 Final Extract Volume: 0.5 mL
 Dilution Factor: 3.00
 Percent Moisture: 48.2%

CAS Number	Analyte	RL	Result
108-95-2	Phenol	59	< 59 U
541-73-1	1,3-Dichlorobenzene	59	< 59 U
106-46-7	1,4-Dichlorobenzene	59	< 59 U
100-51-6	Benzyl Alcohol	59	< 59 U
95-50-1	1,2-Dichlorobenzene	59	< 59 U
95-48-7	2-Methylphenol	59	< 59 U
106-44-5	4-Methylphenol	59	< 59 U
67-72-1	Hexachloroethane	59	< 59 U
105-67-9	2,4-Dimethylphenol	59	< 59 U
65-85-0	Benzoic Acid	590	< 590 U
120-82-1	1,2,4-Trichlorobenzene	59	< 59 U
91-20-3	Naphthalene	59	< 59 U
87-68-3	Hexachlorobutadiene	59	< 59 U
91-57-6	2-Methylnaphthalene	59	< 59 U
131-11-3	Dimethylphthalate	59	< 59 U
208-96-8	Acenaphthylene	59	< 59 U
83-32-9	Acenaphthene	59	< 59 U
132-64-9	Dibenzofuran	59	< 59 U
84-66-2	Diethylphthalate	59	< 59 U
86-73-7	Fluorene	59	< 59 U
86-30-6	N-Nitrosodiphenylamine	59	< 59 U
118-74-1	Hexachlorobenzene	59	< 59 U
87-86-5	Pentachlorophenol	300	< 300 U
85-01-8	Phenanthrene	59	140
120-12-7	Anthracene	59	61
84-74-2	Di-n-Butylphthalate	59	< 59 U
206-44-0	Fluoranthene	59	700
129-00-0	Pyrene	59	470
85-68-7	Butylbenzylphthalate	59	51 J
56-55-3	Benzo (a) anthracene	59	260
117-81-7	bis (2-Ethylhexyl) phthalate	59	120
218-01-9	Chrysene	59	390
117-84-0	Di-n-Octyl phthalate	59	< 59 U
205-99-2	Benzo (b) fluoranthene	59	190
207-08-9	Benzo (k) fluoranthene	59	190
50-32-8	Benzo (a) pyrene	59	130
193-39-5	Indeno (1,2,3-cd) pyrene	59	58 J
53-70-3	Dibenz (a,h) anthracene	59	< 59 U
191-24-2	Benzo (g,h,i) perylene	59	67
90-12-0	1-Methylnaphthalene	59	< 59 U

Reported in µg/kg (ppb)

Semivolatile Surrogate Recovery

d5-Nitrobenzene	61.2%	2-Fluorobiphenyl	64.9%
d14-p-Terphenyl	66.1%	d4-1,2-Dichlorobenzene	47.8%
d5-Phenol	61.0%	2-Fluorophenol	57.1%
2,4,6-Tribromophenol	90.4%	d4-2-Chlorophenol	59.7%

Analytical Resources, Inc.

Semivolatiles Report SW846 Method 8270D

Data file : /chem3/nt4.i/20090616.b/pb44n.d
 Lab Smp Id: PB44N Client Smp ID: 3SED9-B
 Inj Date : 16-JUN-2009 23:28
 Operator : LJR/VTS Inst ID: nt4.i
 Smp Info : PB44N,3
 Misc Info : 09-12800
 Comment : 1ul Injection
 Method : /chem3/nt4.i/20090616.b/SW846.m
 Meth Date : 17-Jun-2009 10:11 jeff Quant Type: ISTD
 Cal Date : 08-MAY-2009 15:22 Cal File: c800508.d
 Als bottle: 19
 Dil Factor: 3.00000
 Integrator: HP RTE Compound Sublist: PSDDA.sub
 Target Version: 3.50

LJR
6/17/09

Concentration Formula: Amt * DF * Vt / (Ws * (100 - M) / 100) * CpndVariable

Name	Value	Description
DF	3.00000	Dilution Factor
Vt	500.00000	Volume of final extract (uL)
Ws	49.10000	Weight of sample extracted (g)
M	48.20000	% Moisture

Cpnd Variable

Local Compound Variable

Compounds	QUANT SIG	RT	EXP RT	REL RT	RESPONSE	CONCENTRATIONS	
						ON-COLUMN (ug/mL)	FINAL (ug/kg)
\$ 1 2-Fluorophenol	112	5.540	5.475	(0.740)	96043	7.14257	421.2
\$ 2 Phenol-d5	99	7.173	7.091	(0.958)	139766	7.63319	450.2
3 Phenol	94	Compound Not Detected.					
\$ 5 2-Chlorophenol-d4	132	7.214	7.167	(0.963)	84321	7.45642	439.8
4 Bis(2-Chloroethyl) ether	93	Compound Not Detected.					
6 2-Chlorophenol	128	Compound Not Detected.					
7 1,3-Dichlorobenzene	146	Compound Not Detected.					
* 8 1,4-Dichlorobenzene-d4	152	7.491	7.461	(1.000)	175499	20.0000	
9 1,4-Dichlorobenzene	146	Compound Not Detected.					
\$ 10 1,2-Dichlorobenzene-d4	152	7.778	7.761	(1.038)	32840	3.97763	234.6
12 1,2-Dichlorobenzene	146	Compound Not Detected.					
11 Benzyl alcohol	108	Compound Not Detected.					
14 2,2'-oxybis(1-Chloropropane)	45	Compound Not Detected.					
13 2-Methylphenol	108	Compound Not Detected.					
17 Hexachloroethane	117	Compound Not Detected.					

Compounds	QUANT SIG MASS	RT	EXP RT	REL RT	RESPONSE	CONCENTRATIONS	
						ON-COLUMN (ug/mL)	FINAL (ug/kg)
16 N-Nitroso-di-n-propylamine	70						
15 4-Methylphenol	108						
\$ 18 Nitrobenzene-d5	82	8.419	8.401	(0.883)	87813	5.09603	300.5
19 Nitrobenzene	77						
20 Isophorone	82						
21 2-Nitrophenol	139						
22 2,4-Dimethylphenol	107						
23 Bis(2-Chloroethoxy)methane	93						
24 Benzoic acid	105						
25 2,4-Dichlorophenol	162						
26 1,2,4-Trichlorobenzene	180						
* 27 Naphthalene-d8	136	9.529	9.506	(1.000)	607246	20.0000	
28 Naphthalene	128						
29 4-Chloroaniline	127						
30 Hexachlorobutadiene	225						
31 4-Chloro-3-methylphenol	107						
32 2-Methylnaphthalene	141						
33 Hexachlorocyclopentadiene	237						
34 2,4,6-Trichlorophenol	196						
35 2,4,5-Trichlorophenol	196						
\$ 36 2-Fluorobiphenyl	172	11.327	11.309	(0.915)	152668	5.40970	319.0
37 2-Chloronaphthalene	162						
38 2-Nitroaniline	65						
39 Dimethylphthalate	163						
40 Acenaphthylene	152						
41 2,6-Dinitrotoluene	165						
* 42 Acenaphthene-d10	164	12.373	12.344	(1.000)	372315	20.0000	
43 3-Nitroaniline	138						
44 Acenaphthene	153						
45 2,4-Dinitrophenol	184						
46 Dibenzofuran	168						
47 4-Nitrophenol	109						
48 2,4-Dinitrotoluene	165						
50 Diethylphthalate	149						
49 Fluorene	166						
51 4-Chlorophenyl-phenylether	204						
52 4-Nitroaniline	138						
53 4,6-Dinitro-2-methylphenol	198						
54 N-Nitrosodiphenylamine	169						
\$ 55 2,4,6-Tribromophenol	330	13.666	13.636	(1.104)	38705	11.2528	663.7
56 4-Bromophenyl-phenylether	248						
57 Hexachlorobenzene	284						
58 Pentachlorophenol	266						
* 59 Phenanthrene-d10	188	14.729	14.694	(1.000)	617810	20.0000	
60 Phenanthrene	178	14.764	14.735	(1.002)	93188	2.36343	139.4
61 Anthracene	178	14.835	14.805	(1.007)	41096	1.02678	60.56
62 Carbazole	167						

Compounds	QUANT SIG			RESPONSE	CONCENTRATIONS	
	MASS	RT	EXP RT REL RT		ON-COLUMN (ug/mL)	FINAL (ug/kg)
63 Di-n-butylphthalate	149					
64 Fluoranthene	202	16.697	16.650 (1.134)	463412	11.8523	699.0
65 Pyrene	202	17.044	16.997 (0.896)	398844	8.03416	473.8
\$ 66 Terphenyl-d14	244	17.379	17.338 (0.913)	163265	5.51068	325.0
67 Butylbenzylphthalate	149	18.254	18.242 (0.959)	19869	0.86042	50.74
68 Benzo(a)anthracene	228	19.001	18.948 (0.998)	175191	4.40156	259.6
* 69 Chrysene-d12	240	19.030	18.977 (1.000)	576606	20.0000	
70 3,3'-Dichlorobenzidine	252					
71 Chrysene	228	19.065	19.018 (1.002)	259057	6.65567	392.5
72 bis(2-Ethylhexyl)phthalate	149	19.288	19.247 (0.954)	62558	2.04923	120.9
* 134 Di-n-octylphthalate-d4	153	20.223	20.181 (1.000)	943907	20.0000	
73 Di-n-octylphthalate	149					
74 Benzo(b)fluoranthene	252	20.669	20.593 (0.976)	275862	6.46460	381.3.178
75 Benzo(k)fluoranthene	252	20.669	20.628 (0.976)	275862	6.24697	368.4.3.178
76 Benzo(a)pyrene	252	21.098	21.027 (0.996)	84225	2.20812	130.2(H)
* 77 Perylene-d12	264	21.186	21.110 (1.000)	610700	20.0000	
78 Indeno(1,2,3-cd)pyrene	276	22.567	22.467 (1.065)	46829	0.97767	57.66
79 Dibenzo(a,h)anthracene	278					
80 Benzo(g,h,i)perylene	276	22.908	22.802 (1.081)	48991	1.13185	66.75
90 N-Nitrosodimethylamine	74					
91 Aniline	93					
93 Benzidine	184					
103 Pyridine	79					
105 1-methylnaphthalene	141					
111 Azobenzene (1,2-DP-Hydrazine)	77					

QC Flag Legend

H - Operator selected an alternate compound hit.

Analytical Resources, Inc.

INTERNAL STANDARD COMPOUNDS
 AREA AND RT SUMMARY

Instrument ID: nt4.i
 Lab File ID: pb44n.d
 Lab Smp Id: PB44N
 Analysis Type: SV
 Quant Type: ISTD
 Operator: LJR/VTS
 Method File: /chem3/nt4.i/20090616.b/SW846.m
 Misc Info: 09-12800

Calibration Date: 16-JUN-2009
 Calibration Time: 13:06
 Client Smp ID: 3SED9-B
 Level: LOW
 Sample Type: Sediment

Test Mode:
 Use Initial Calibration Level 4.

COMPOUND	STANDARD	AREA LIMIT		SAMPLE	%DIFF
		LOWER	UPPER		
8 1,4-Dichlorobenze	180629	90314	361258	175499	-2.84
27 Naphthalene-d8	633172	316586	1266344	607246	-4.09
42 Acenaphthene-d10	336916	168458	673832	372315	10.51
59 Phenanthrene-d10	514258	257129	1028516	617810	20.14
69 Chrysene-d12	376875	188438	753750	576606	53.00
134 Di-n-octylphthala	640574	320287	1281148	943907	47.35
77 Perylene-d12	383864	191932	767728	610700	59.09

COMPOUND	STANDARD	RT LIMIT		SAMPLE	%DIFF
		LOWER	UPPER		
8 1,4-Dichlorobenze	7.46	6.96	7.96	7.49	0.40
27 Naphthalene-d8	9.51	9.01	10.01	9.53	0.25
42 Acenaphthene-d10	12.34	11.84	12.84	12.37	0.24
59 Phenanthrene-d10	14.69	14.19	15.19	14.73	0.24
69 Chrysene-d12	18.98	18.48	19.48	19.03	0.28
134 Di-n-octylphthala	20.18	19.68	20.68	20.22	0.20
77 Perylene-d12	21.11	20.61	21.61	21.19	0.36

AREA UPPER LIMIT = +100% of internal standard area.
 AREA LOWER LIMIT = - 50% of internal standard area.
 RT UPPER LIMIT = + 0.50 minutes of internal standard RT.
 RT LOWER LIMIT = - 0.50 minutes of internal standard RT.

Analytical Resources, Inc.

RECOVERY REPORT

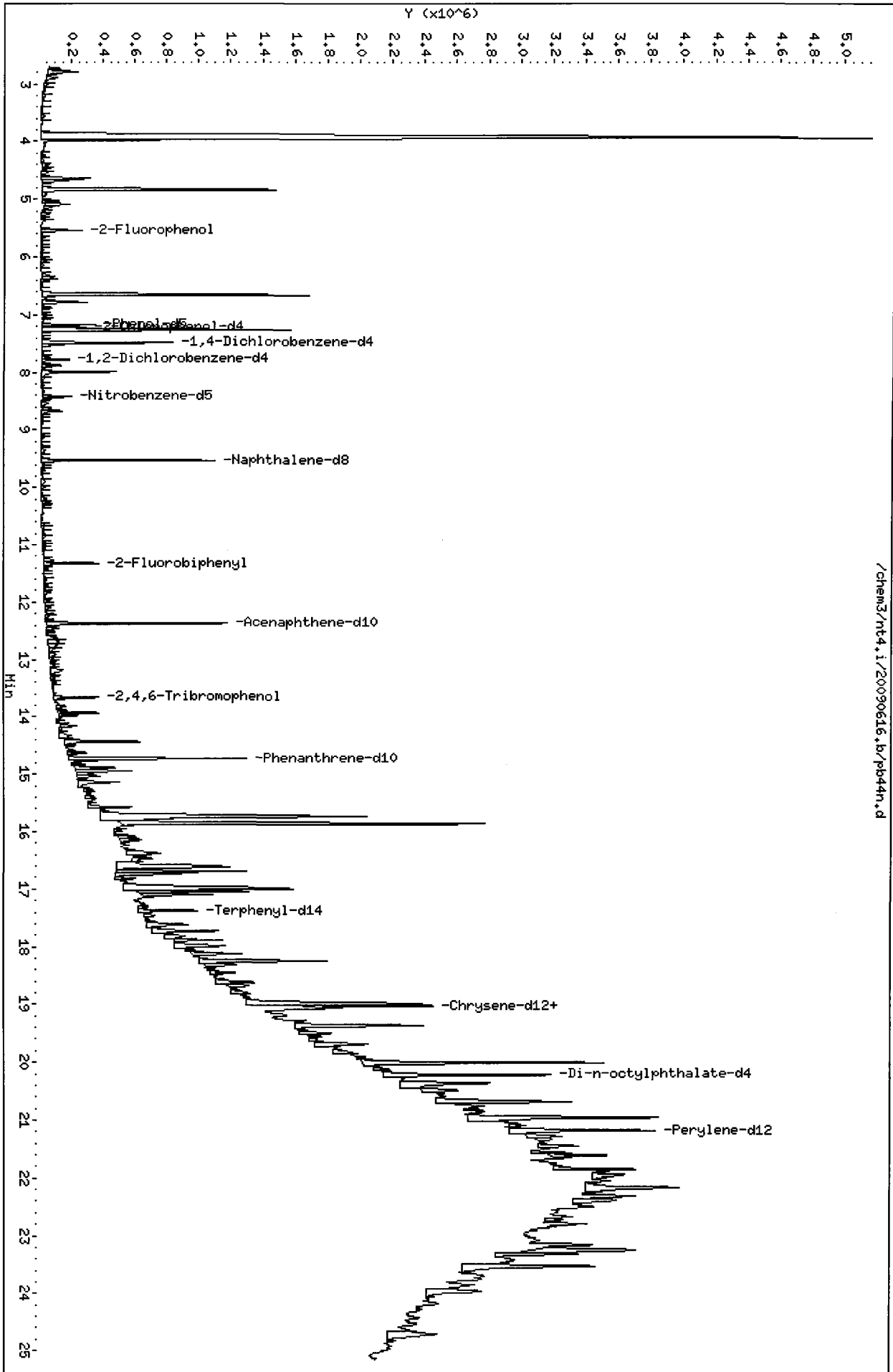
Client Name: ESC Client SDG: PB44
 Sample Matrix: SOLID Fraction: SV
 Lab Smp Id: PB44N Client Smp ID: 3SED9-B
 Level: LOW Operator: LJR/VTS
 Data Type: MS DATA SampleType: SAMPLE
 SpikeList File: PSDDALCS.spk Quant Type: ISTD
 Sublist File: PSDDA.sub
 Method File: /chem3/nt4.i/20090616.b/SW846.m
 Misc Info: 09-12800

SURROGATE COMPOUND	CONC ADDED ug/kg	CONC RECOVERED ug/kg	% RECOVERED	LIMITS
\$ 1 2-Fluorophenol	737.2	421.2	57.14	21-100
\$ 2 Phenol-d5	737.2	450.2	61.07	10-100
\$ 5 2-Chlorophenol-d4	737.2	439.8	59.65	30-100
\$ 10 1,2-Dichlorobenzen	491.5	234.6	47.73	24-100
\$ 18 Nitrobenzene-d5	491.5	300.5	61.15	26-100
\$ 36 2-Fluorobiphenyl	491.5	319.0	64.92	32-100
\$ 55 2,4,6-Tribromophen	737.2	663.7	90.02	33-118
\$ 66 Terphenyl-d14	491.5	325.0	66.13	21-97

Data File: /chem3/nt4.i/20090616.b/pb44n.d
Date: 16-JUN-2009 23:28
Client ID: 3SED9-B
Sample Info: PB44N.3
Volume Injected (uL): 1.0
Column phase: ZB-5

Instrument: nt4.i
Operator: LJR/VTS
Column diameter: 0.32

/chem3/nt4.i/20090616.b/pb44n.d



Date : 16-JUN-2009 23:28

Client ID: 3SED9-B

Instrument: nt4.i

Sample Info: PB44N,3

Volume Injected (uL): 1.0

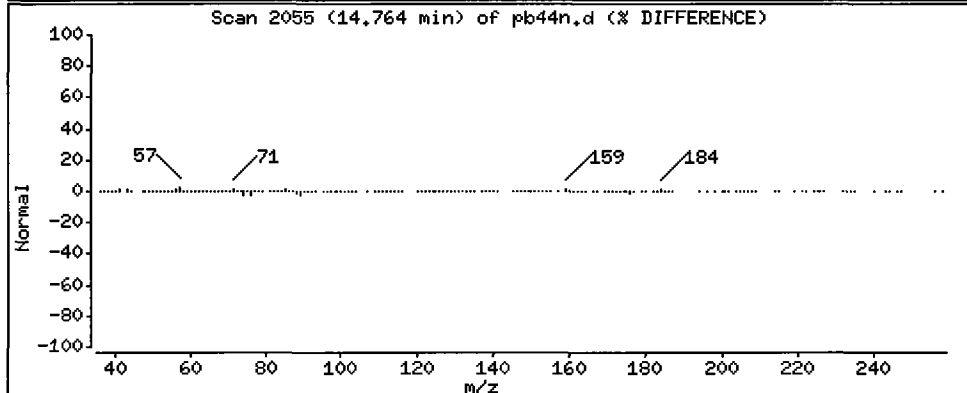
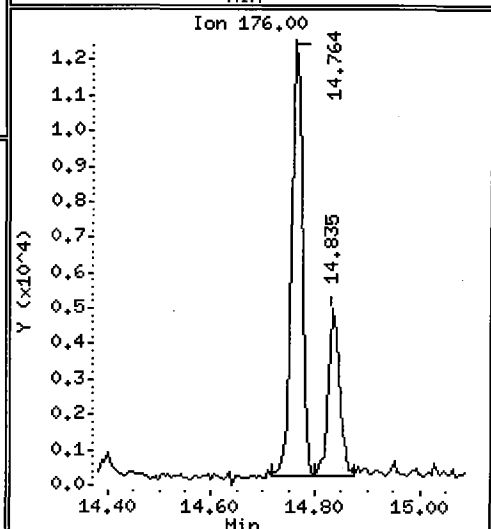
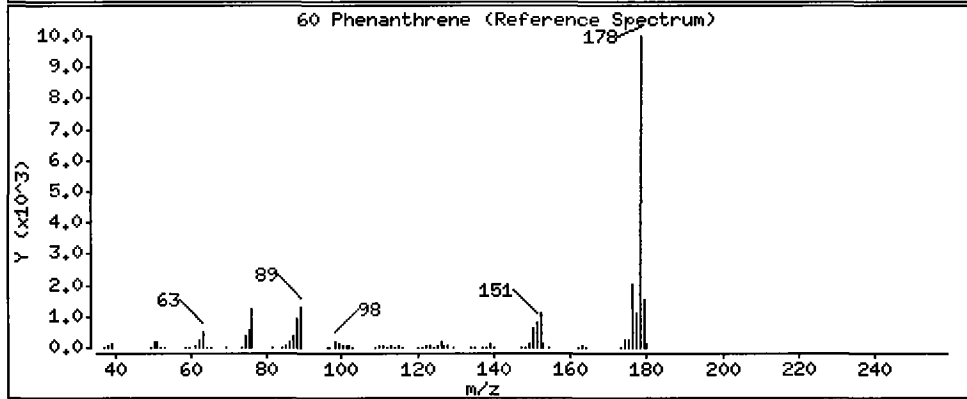
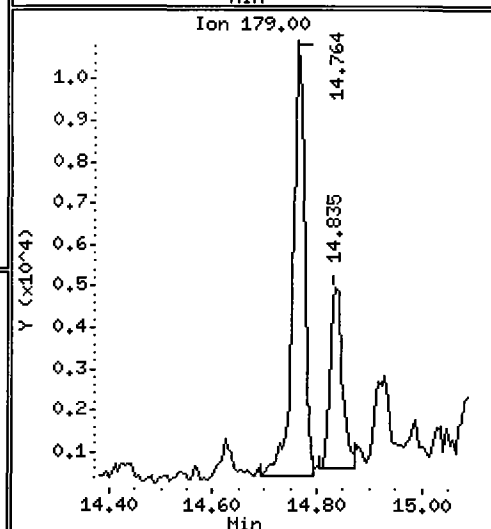
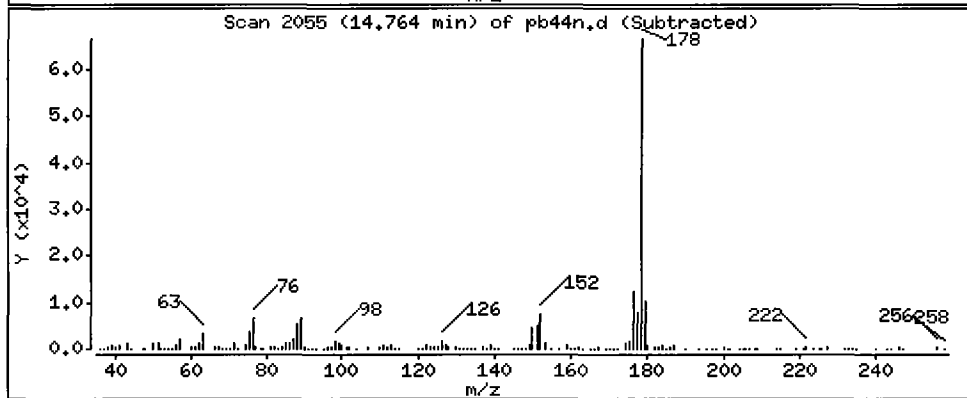
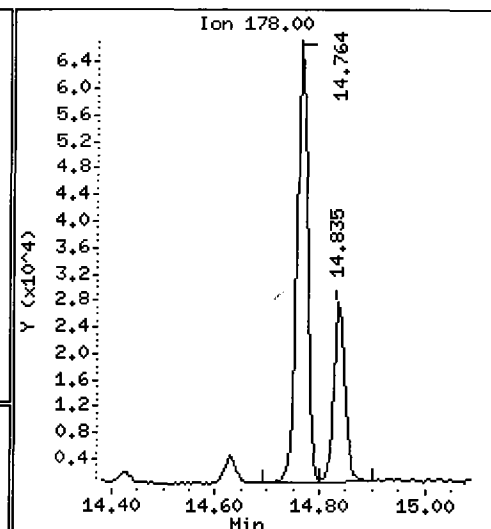
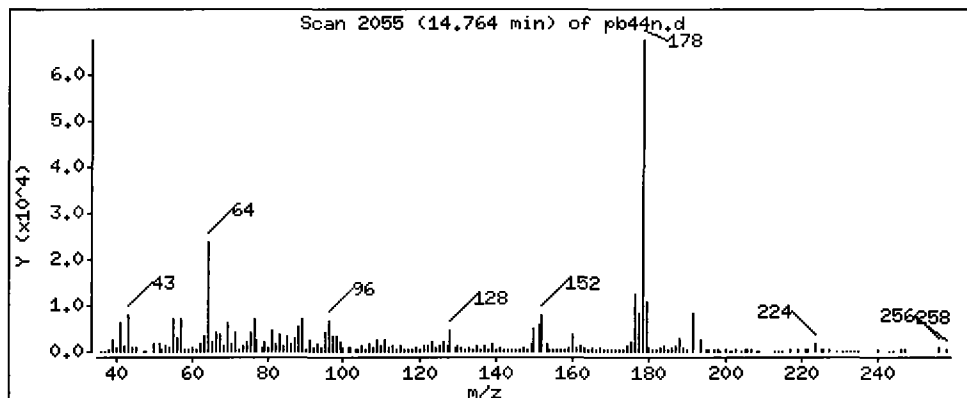
Operator: LJR/VTS

Column phase: ZB-5

Column diameter: 0.32

60 Phenanthrene

Concentration: 139.4 ug/kg



Date : 16-JUN-2009 23:28

Client ID: 3SED9-B

Instrument: nt4.i

Sample Info: PB44N,3

Volume Injected (uL): 1.0

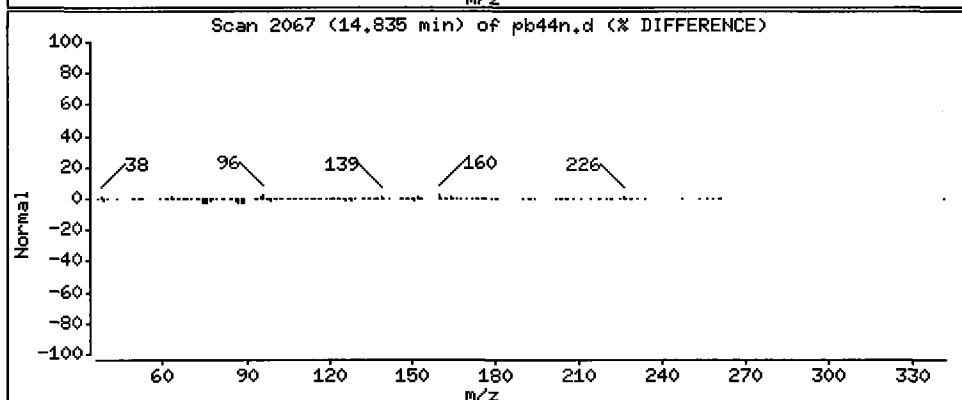
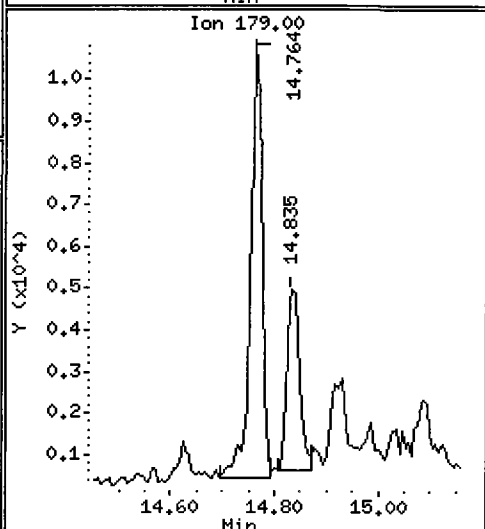
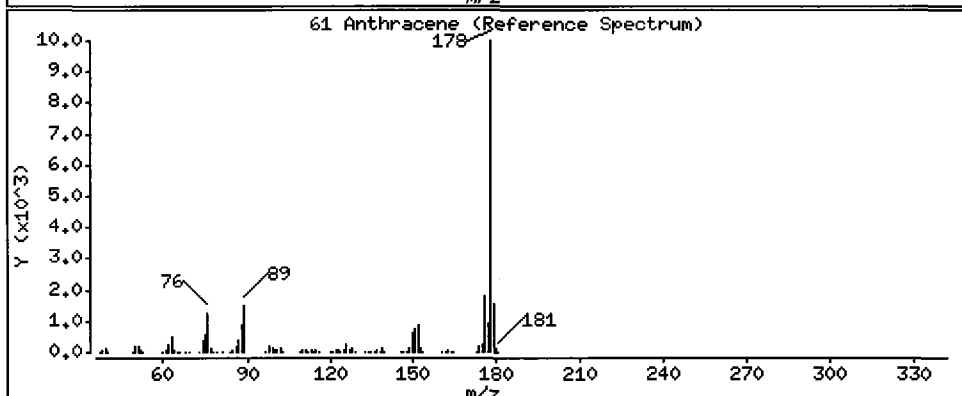
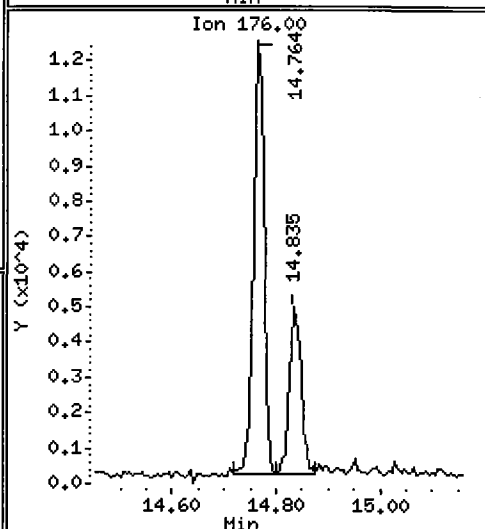
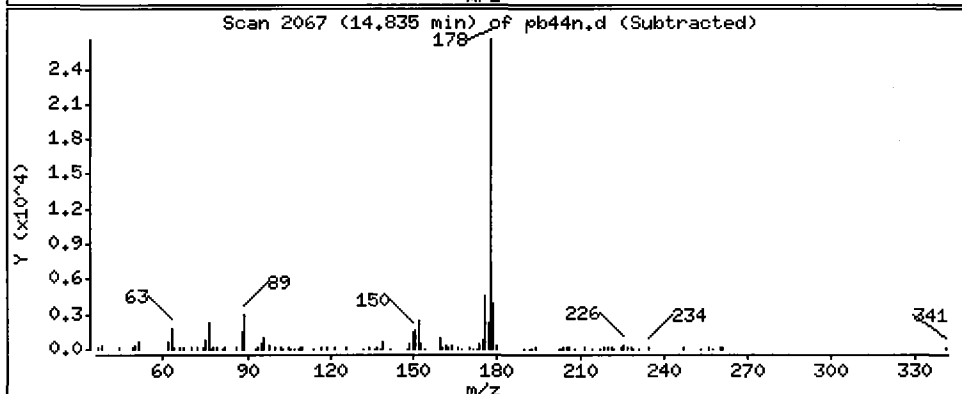
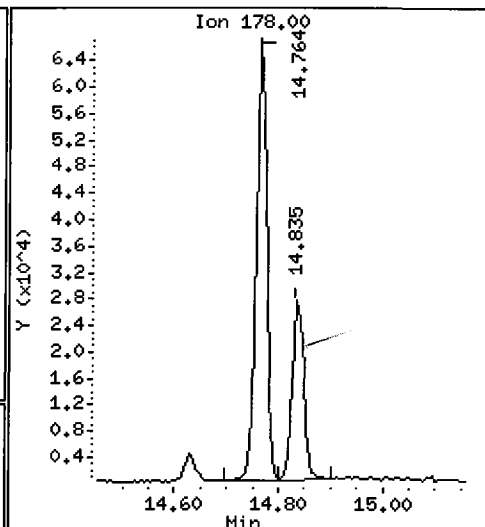
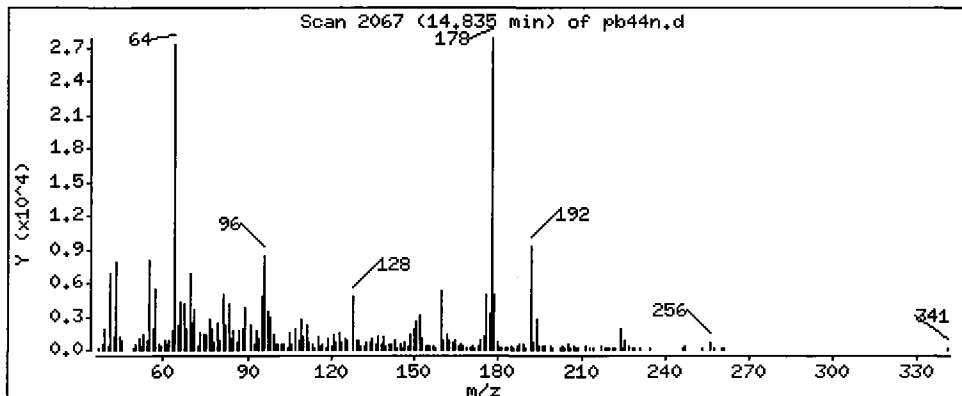
Operator: LJR/VTS

Column phase: ZB-5

Column diameter: 0.32

61 Anthracene

Concentration: 60.56 ug/kg



Date : 16-JUN-2009 23:28

Client ID: 3SED9-B

Instrument: nt4.i

Sample Info: PB44N,3

Volume Injected (uL): 1.0

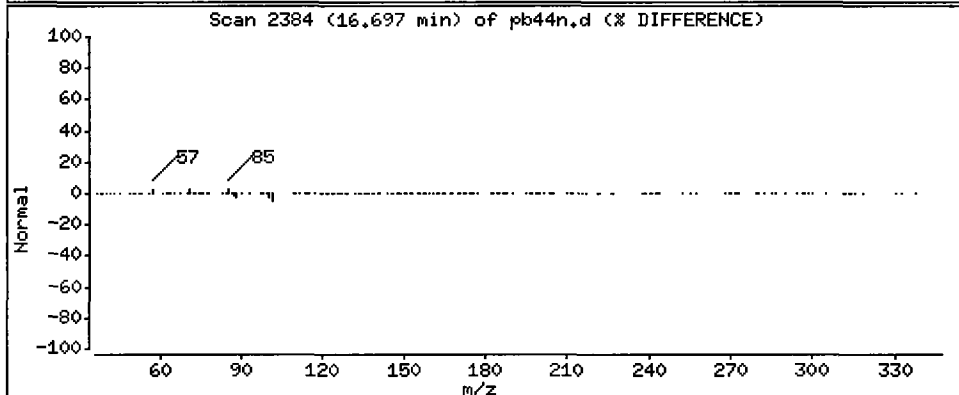
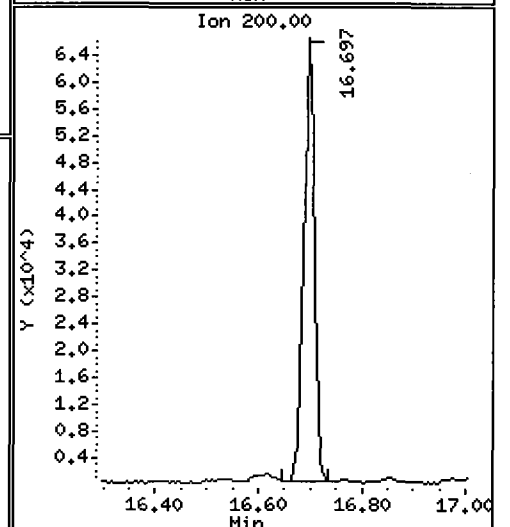
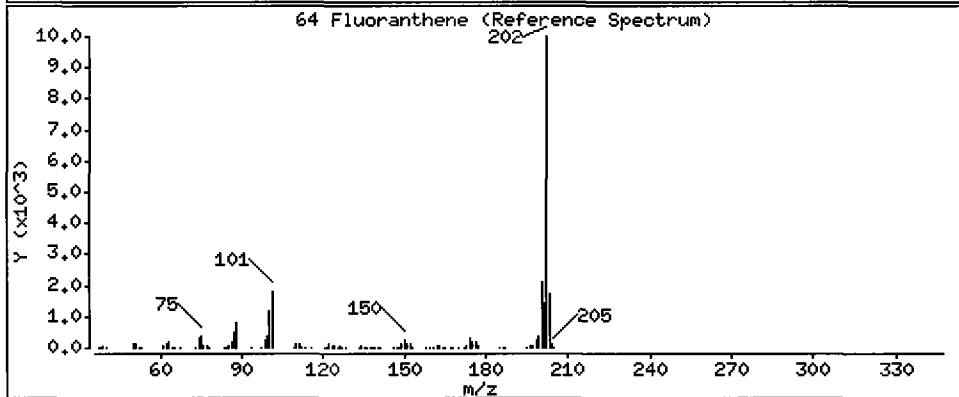
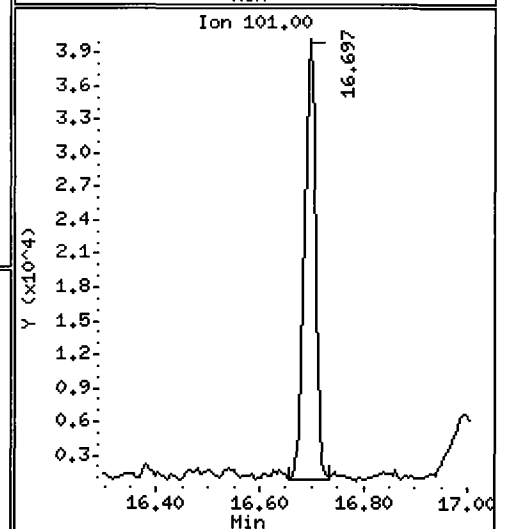
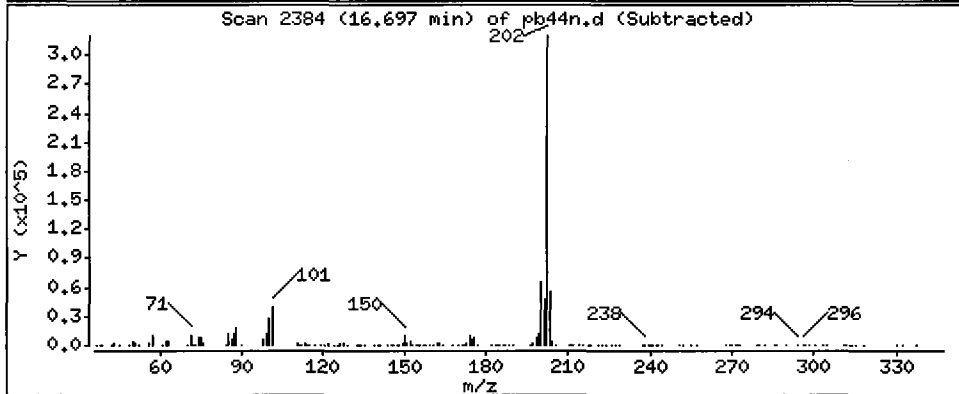
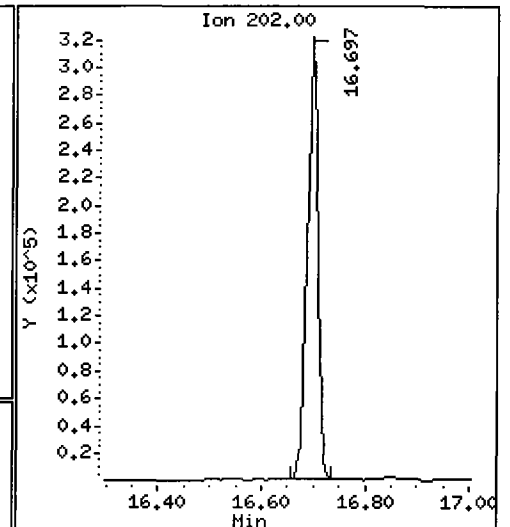
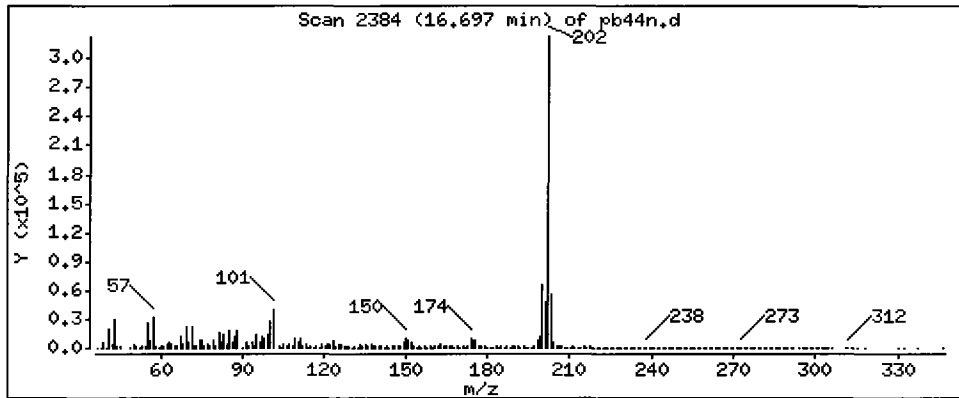
Operator: LJR/VTS

Column phase: ZB-5

Column diameter: 0.32

64 Fluoranthene

Concentration: 699.0 ug/kg



Date : 16-JUN-2009 23:28

Client ID: 3SED9-B

Instrument: nt4.i

Sample Info: PB44N,3

Volume Injected (uL): 1.0

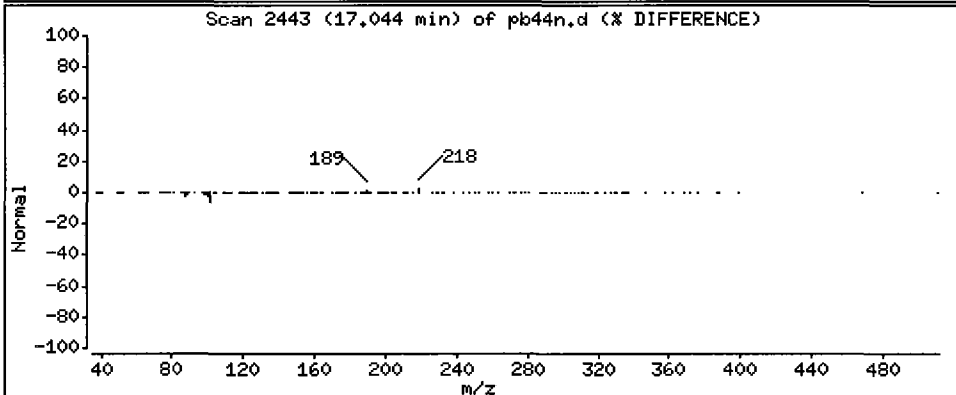
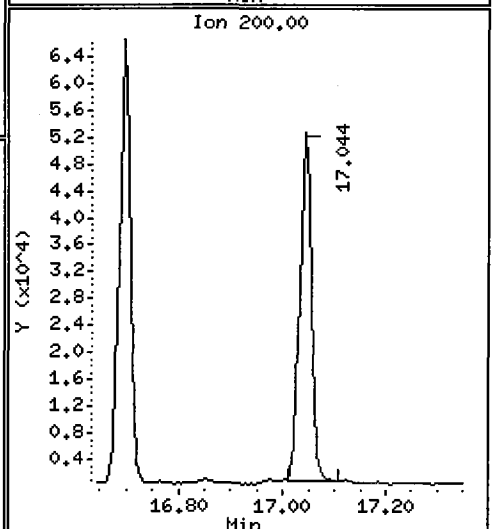
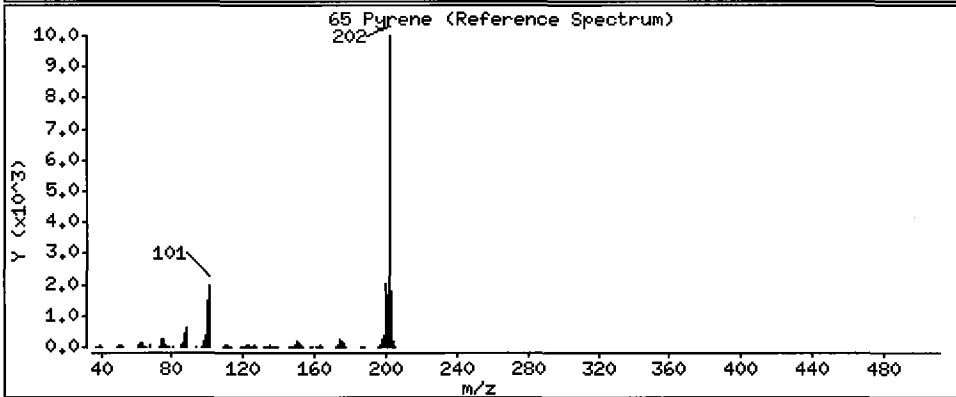
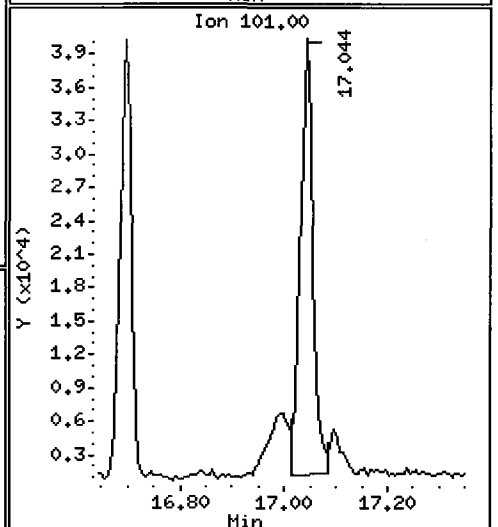
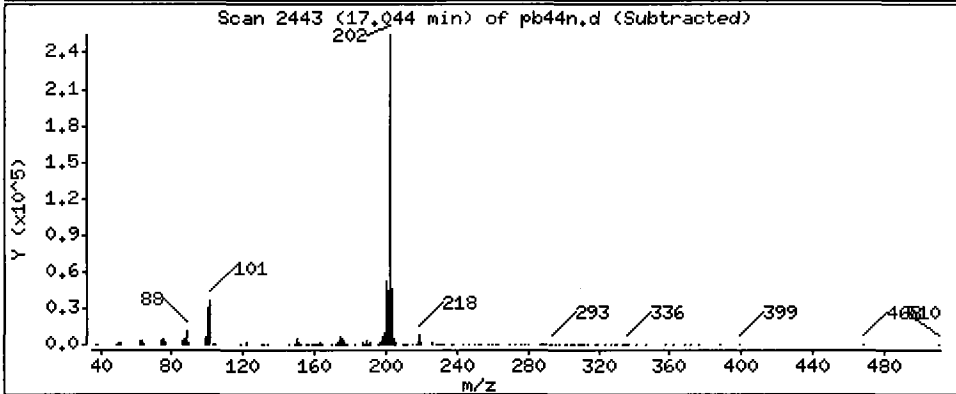
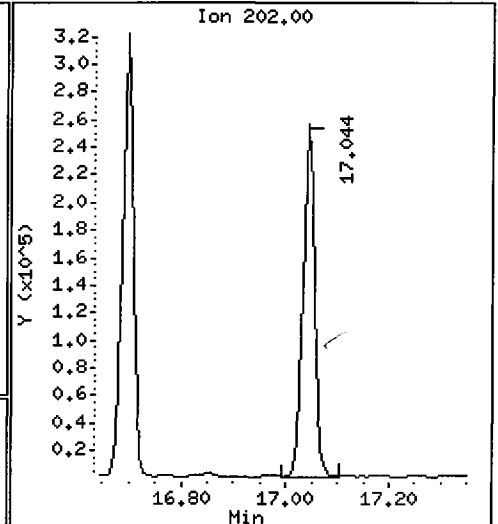
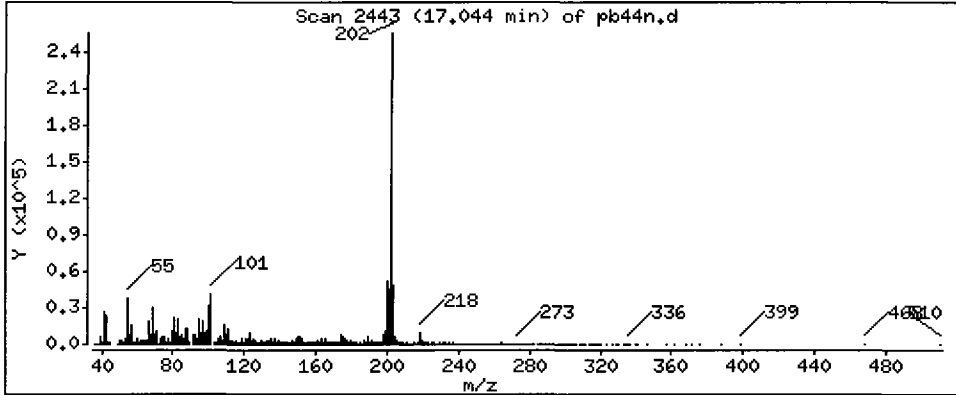
Operator: LJR/VTS

Column phase: ZB-5

Column diameter: 0.32

65 Pyrene

Concentration: 473.8 ug/kg



Date : 16-JUN-2009 23:28

Client ID: 3SED9-B

Instrument: nt4.i

Sample Info: PB44N,3

Volume Injected (uL): 1.0

Operator: LJR/VTS

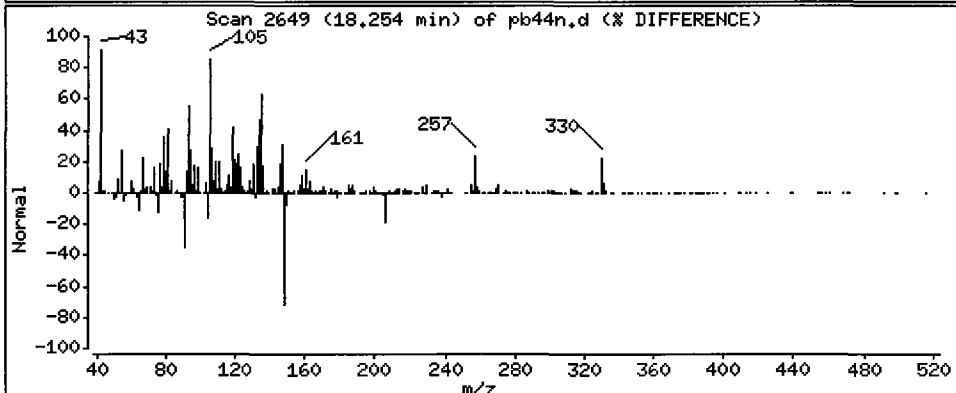
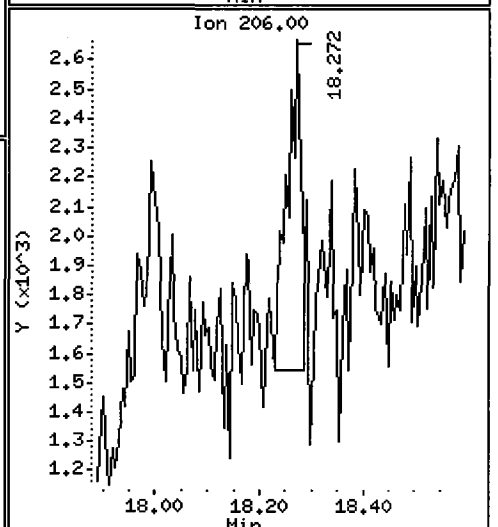
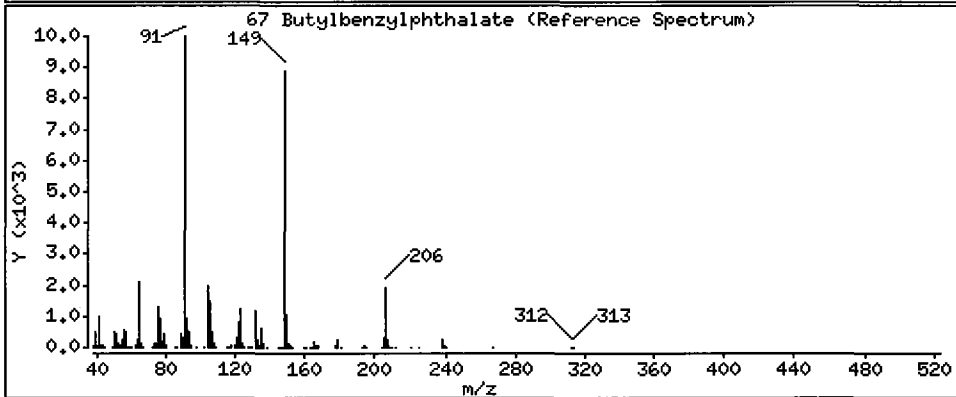
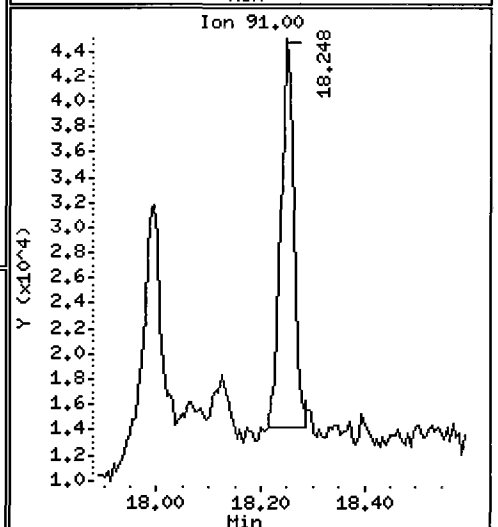
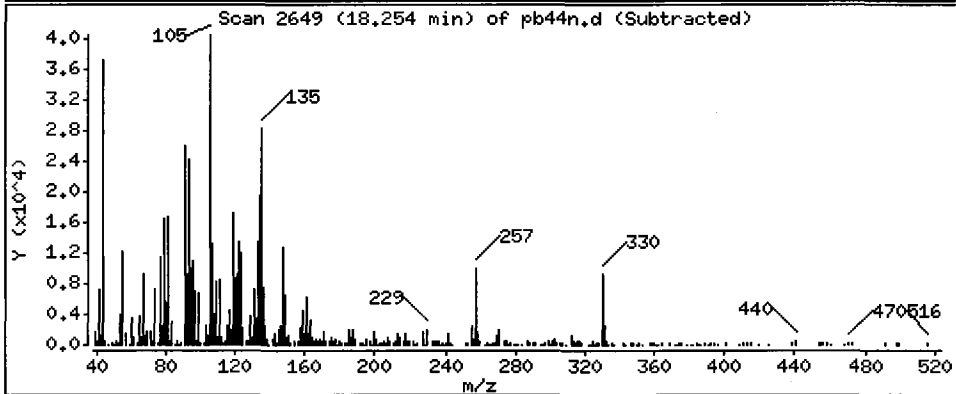
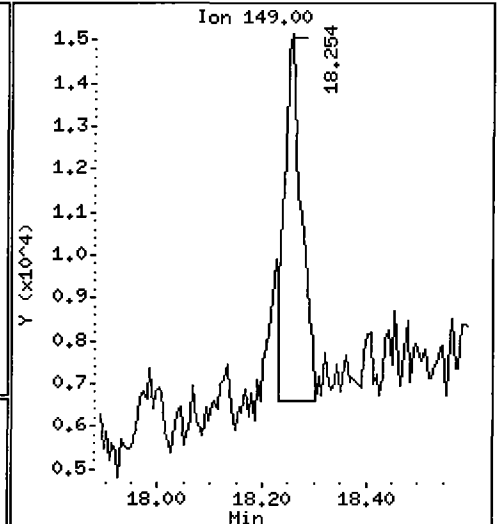
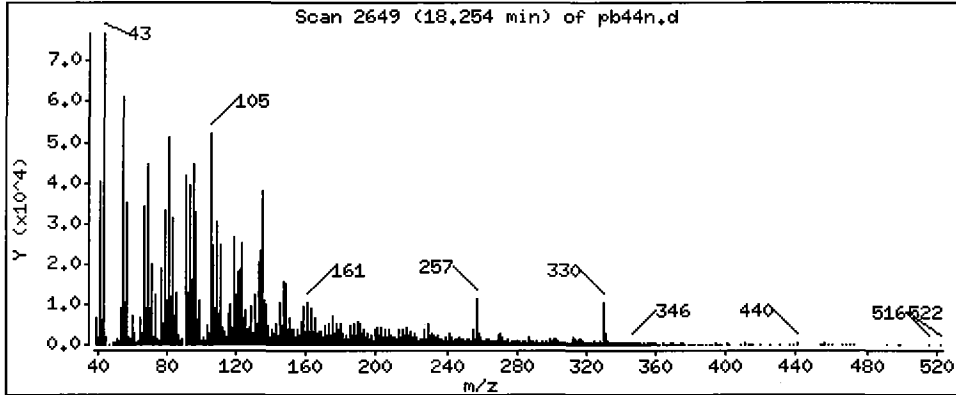
Column phase: ZB-5

Column diameter: 0.32

GC

67 Butylbenzylphthalate

Concentration: 50.74 ug/kg



Date : 16-JUN-2009 23:28

Client ID: 3SED9-B

Instrument: nt4.i

Sample Info: PB44N,3

Volume Injected (uL): 1.0

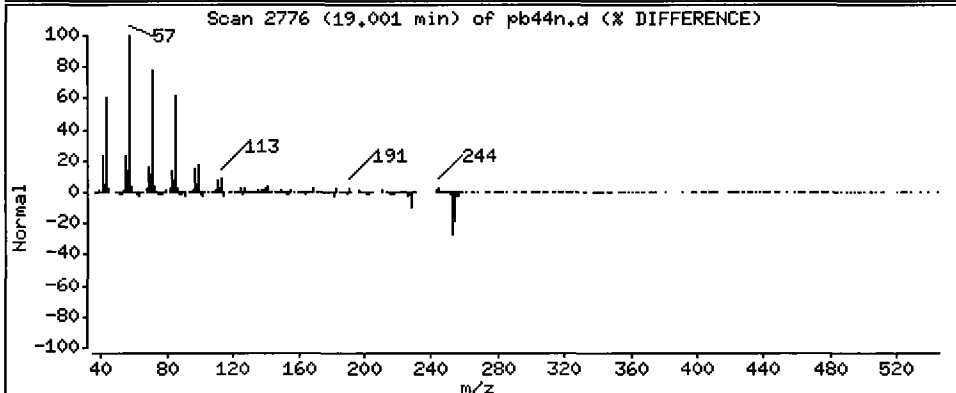
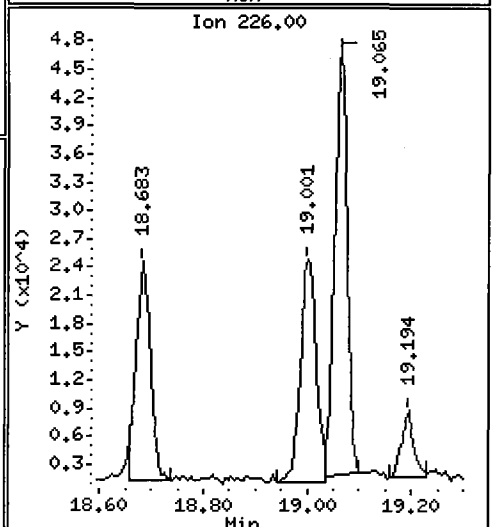
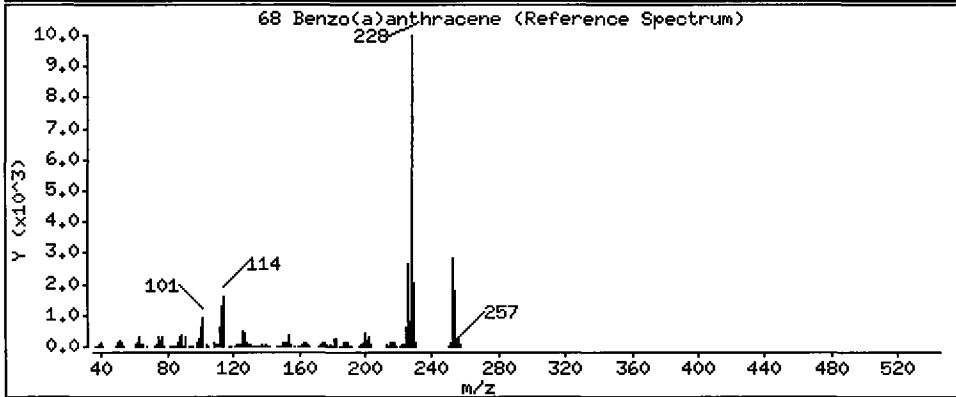
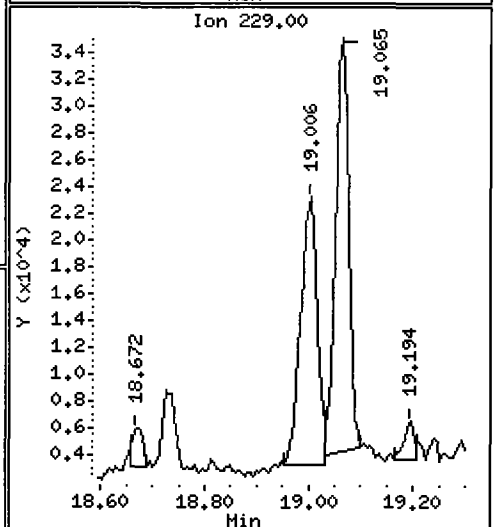
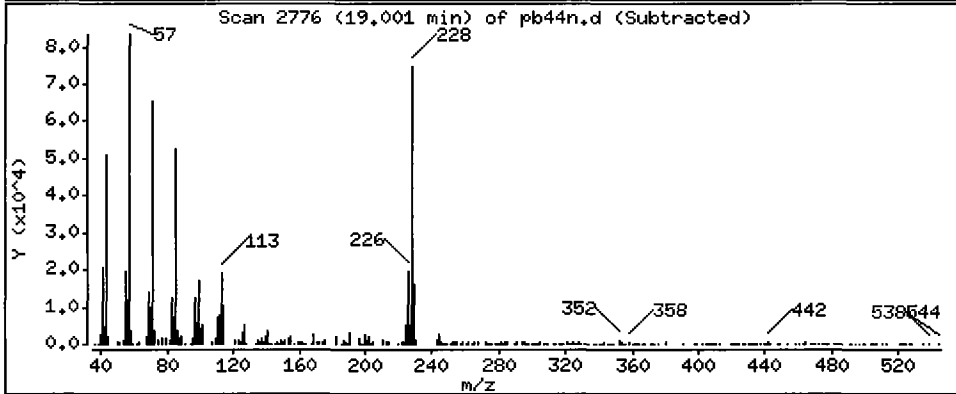
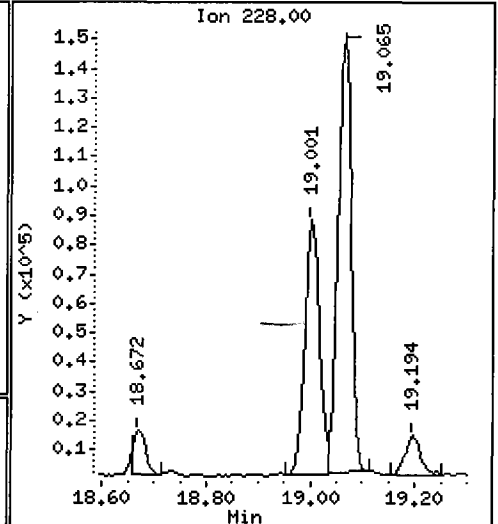
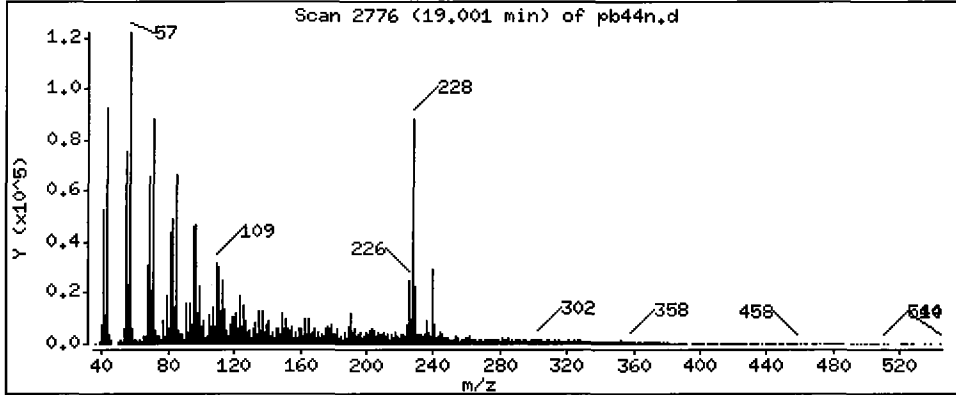
Operator: LJR/VTS

Column phase: ZB-5

Column diameter: 0.32

68 Benzo(a)anthracene

Concentration: 259.6 ug/kg



Date : 16-JUN-2009 23:28

Client ID: 3SED9-B

Instrument: nt4.i

Sample Info: PB44N,3

Volume Injected (uL): 1.0

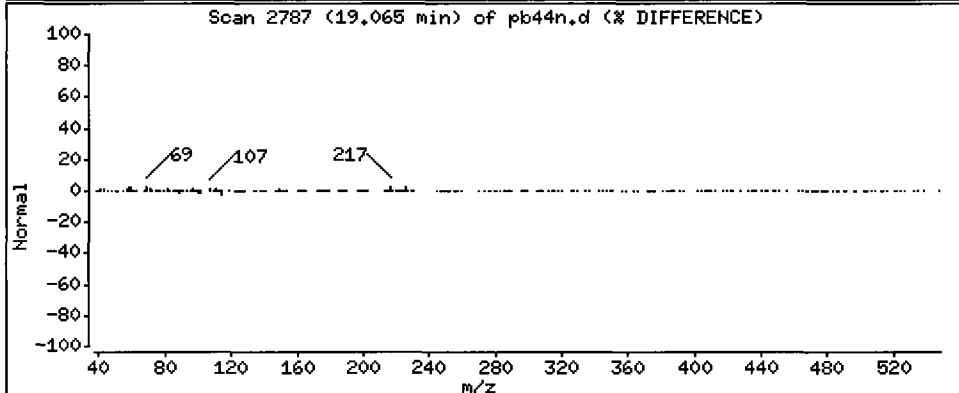
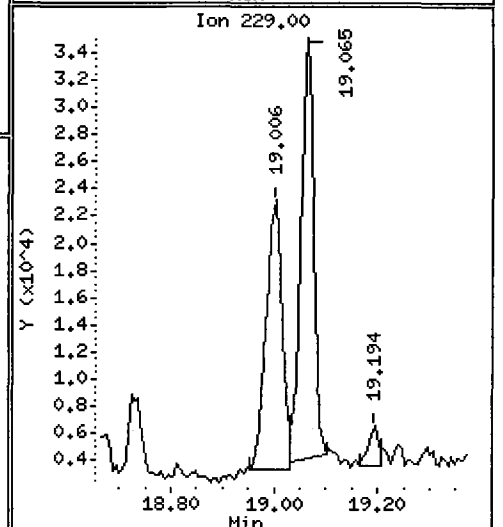
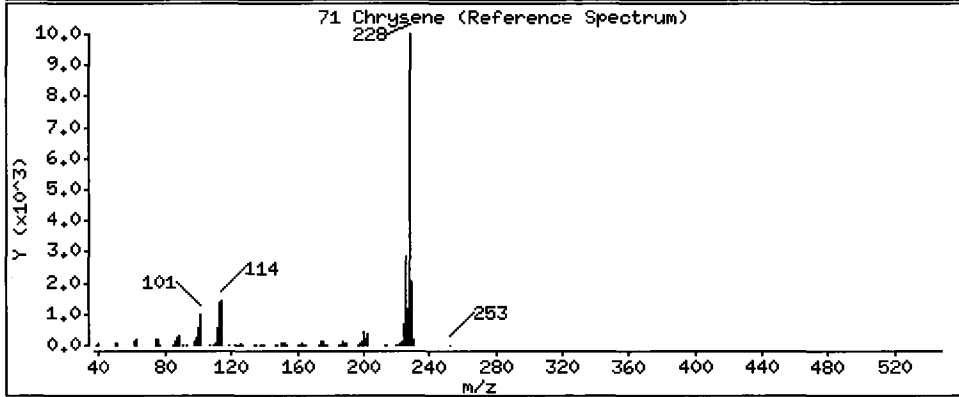
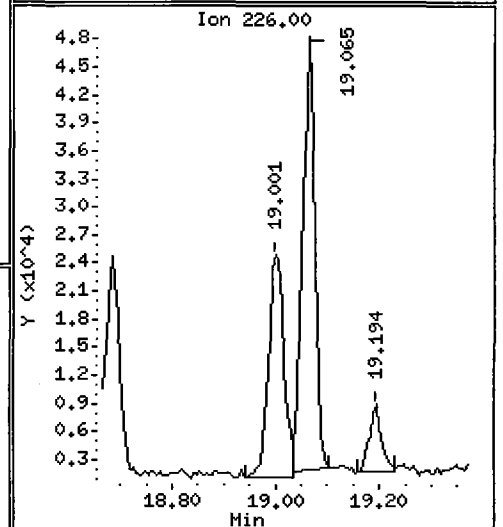
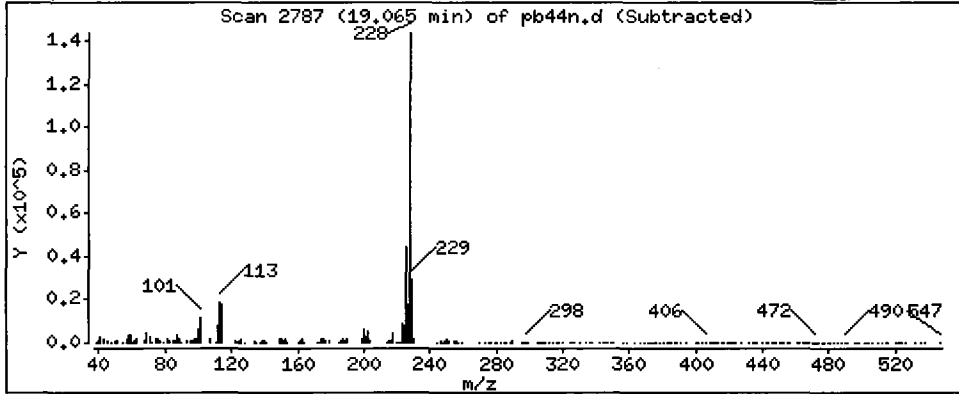
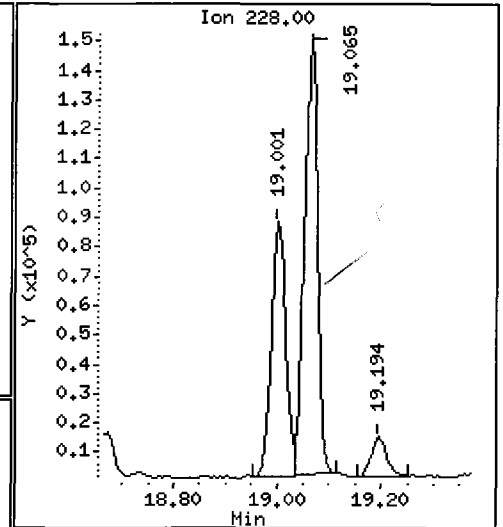
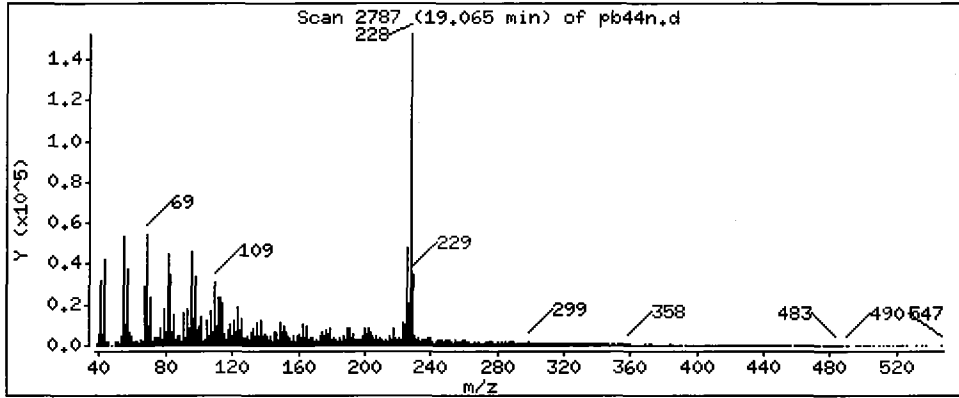
Operator: LJR/VTS

Column phase: ZB-5

Column diameter: 0.32

71 Chrysene

Concentration: 392.5 ug/kg



Date: 16-JUN-2009 23:28

Client ID: 3SED9-B

Instrument: nt4.i

Sample Info: PB44N,3

Volume Injected (uL): 1.0

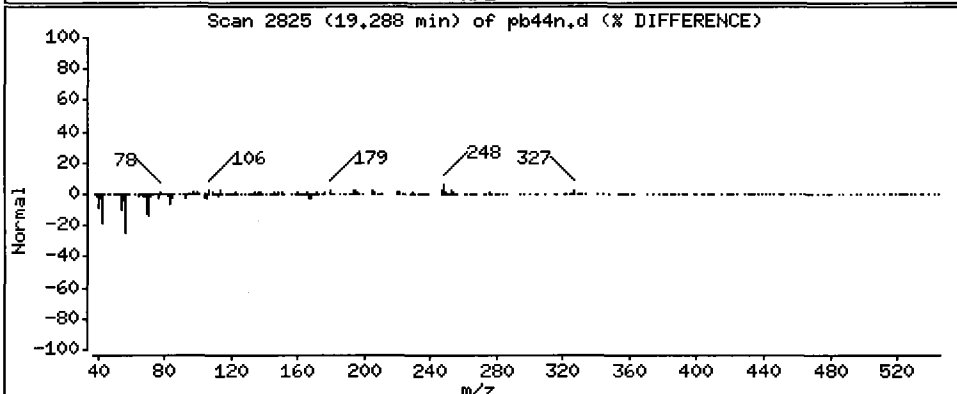
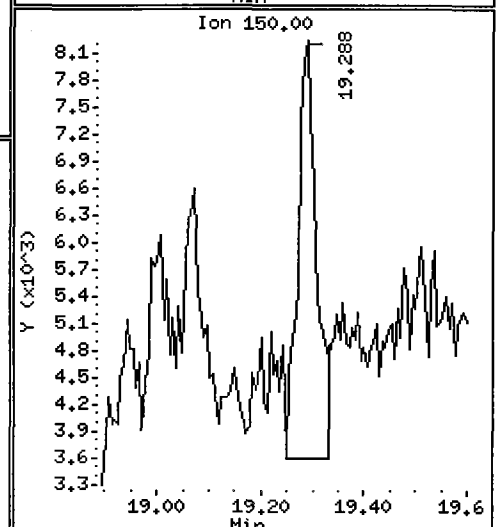
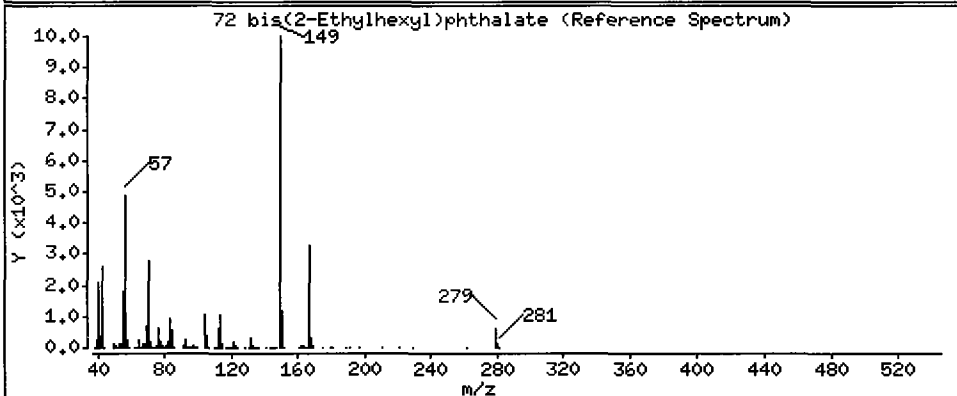
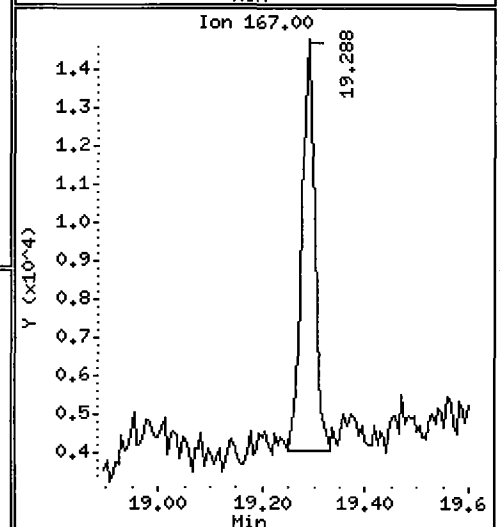
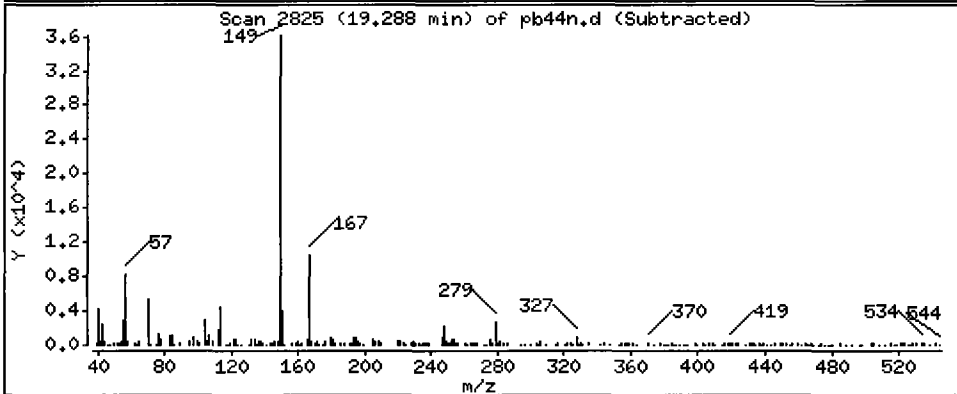
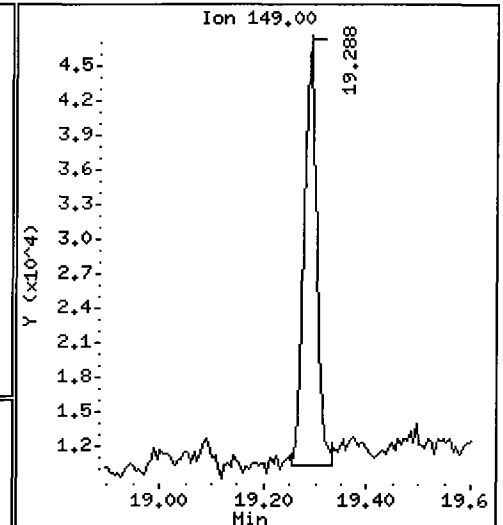
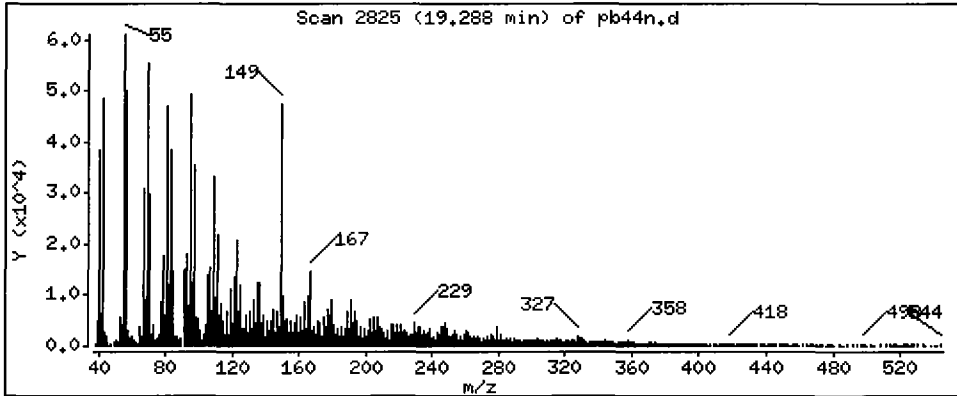
Operator: LJR/VTS

Column phase: ZB-5

Column diameter: 0.32

72 bis(2-Ethylhexyl)phthalate

Concentration: 120.9 ug/kg



Date : 16-JUN-2009 23:28

Client ID: 3SED9-B

Instrument: nt4.i

Sample Info: PB44N,3

Volume Injected (uL): 1.0

Operator: LJR/VTS

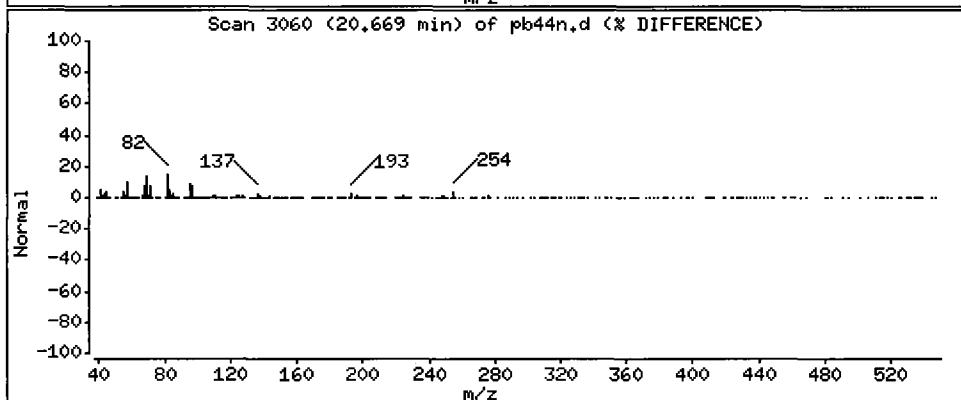
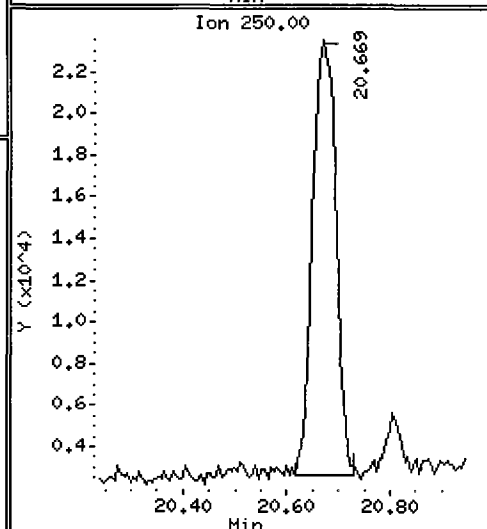
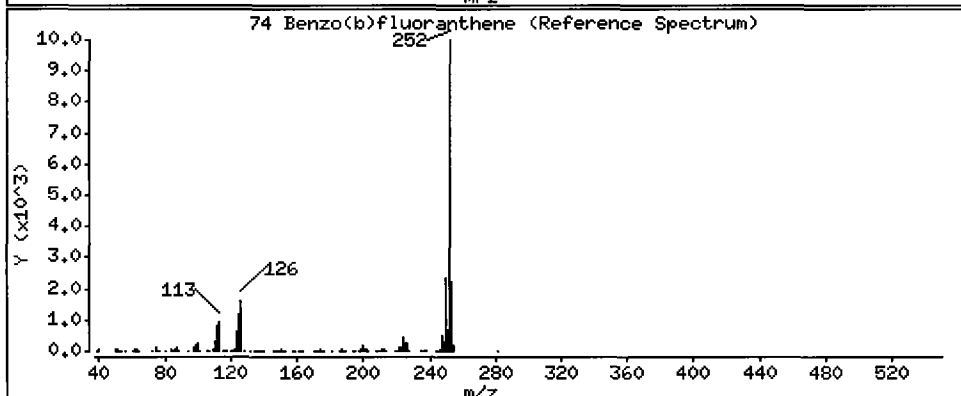
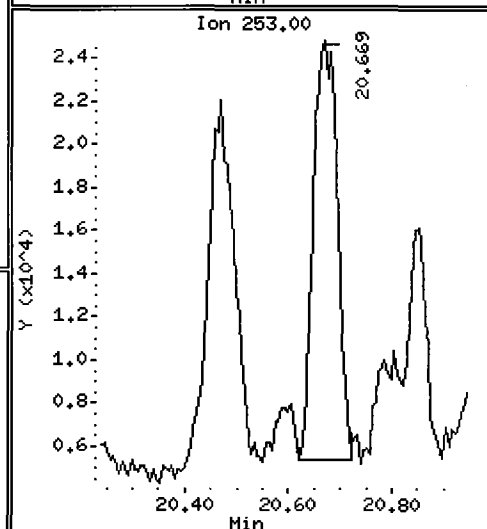
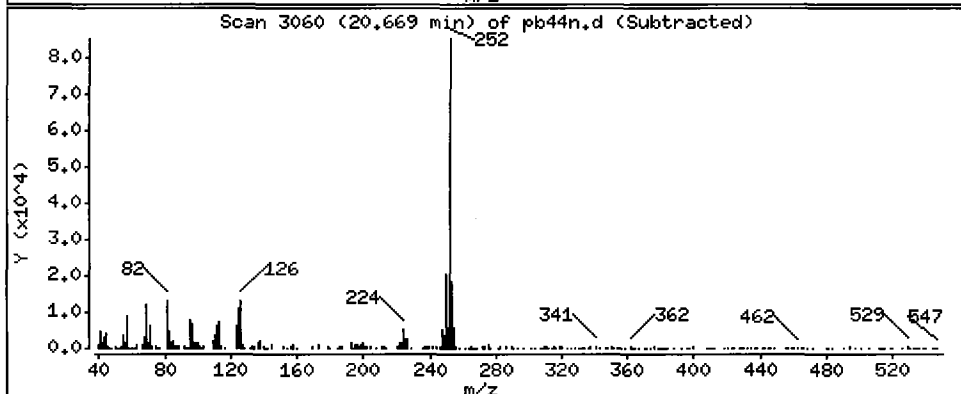
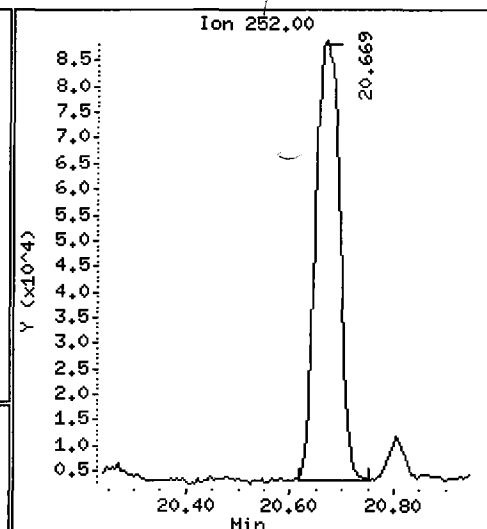
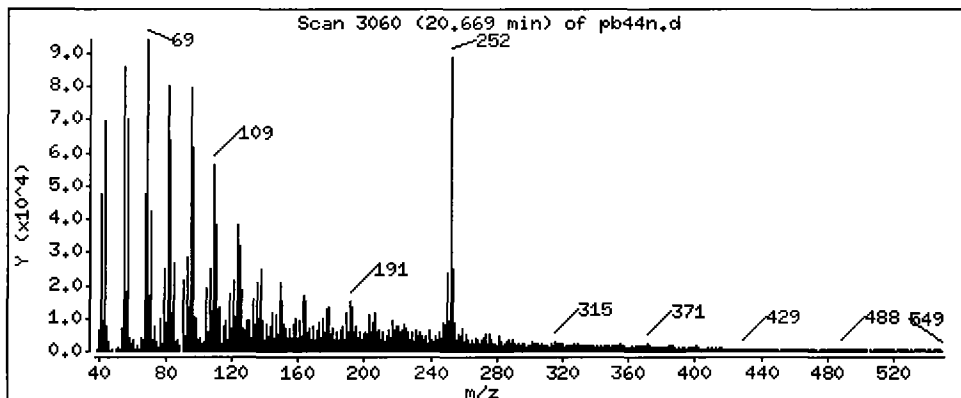
Column phase: ZB-5

Column diameter: 0.32

1/2

74 Benzo(b)fluoranthene

Concentration: 381.3 ug/kg



Date : 16-JUN-2009 23:28

Client ID: 3SED9-B

Instrument: nt4.i

Sample Info: PB44N,3

Volume Injected (uL): 1.0

Operator: LJR/VTS

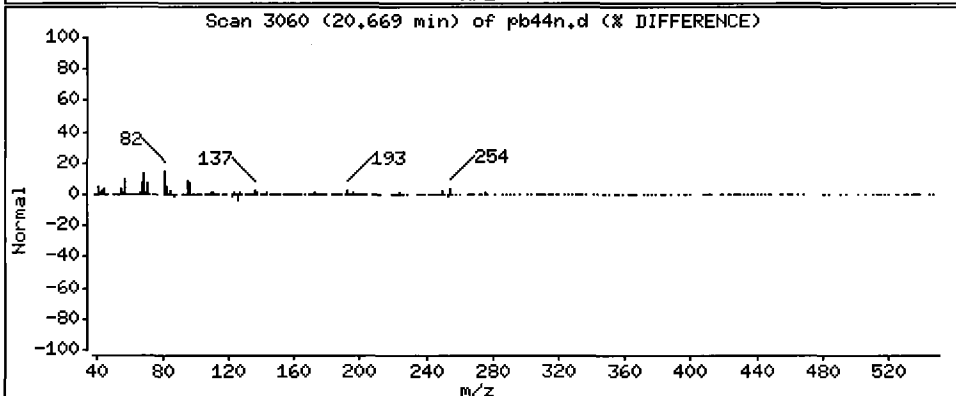
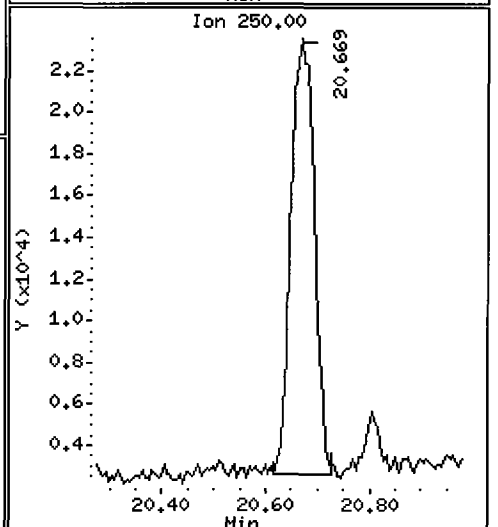
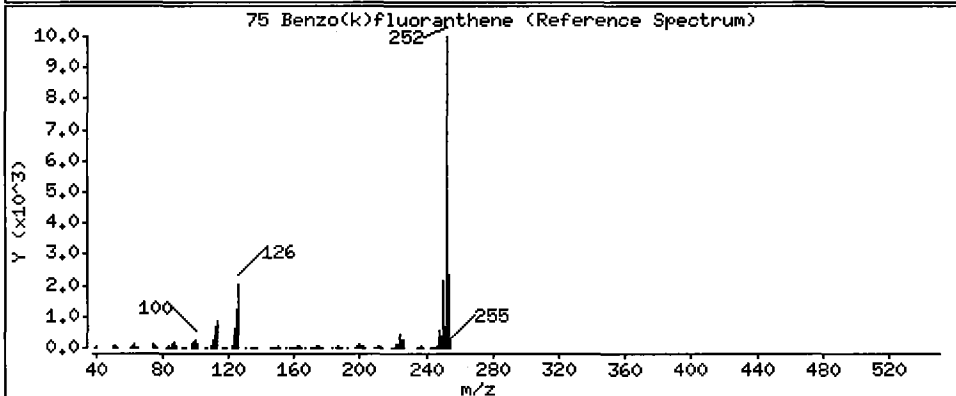
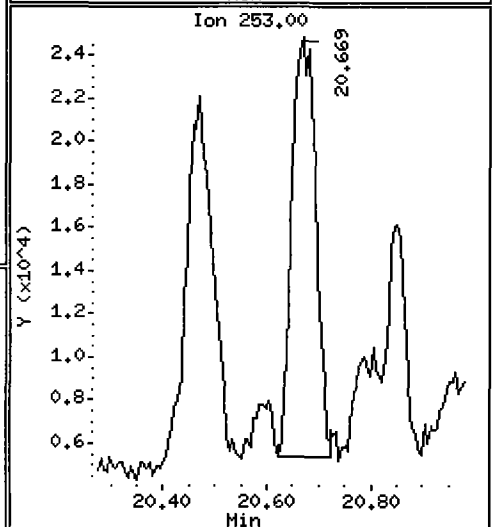
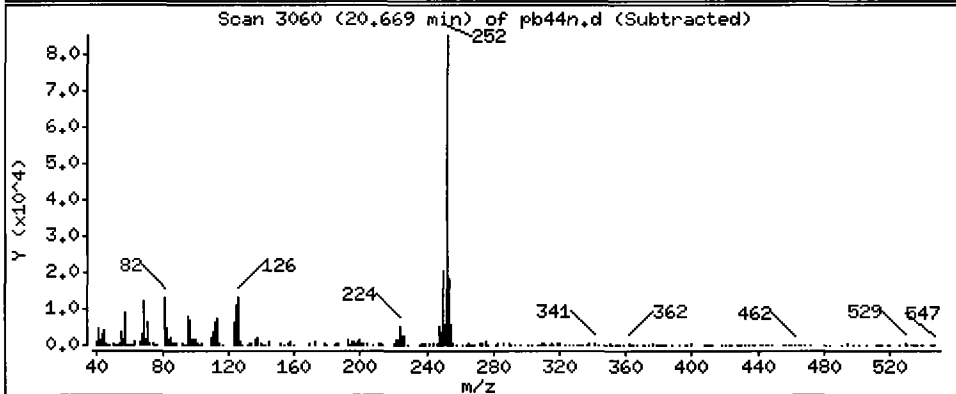
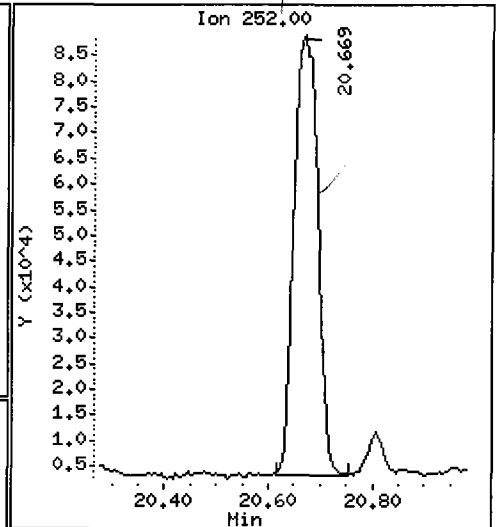
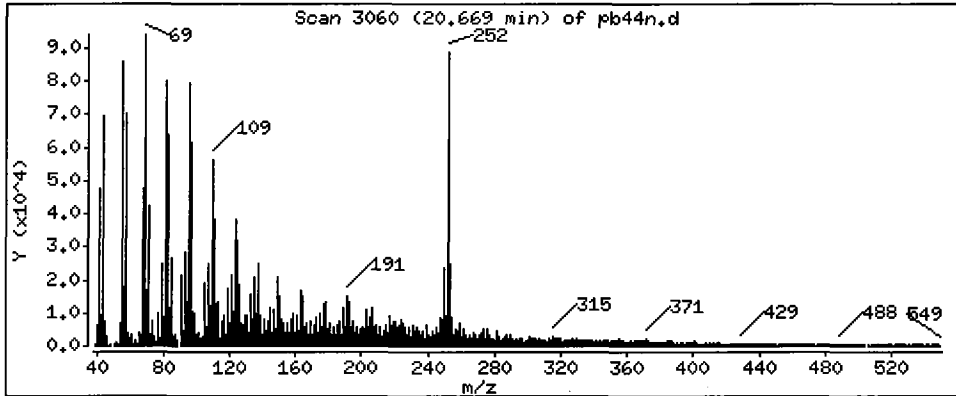
Column phase: ZB-5

Column diameter: 0,32

75 Benzo(k)fluoranthene

Concentration: 368.4 ug/kg

1/2



Date : 16-JUN-2009 23:28

Client ID: 3SED9-B

Instrument: nt4.i

Sample Info: PB44N,3

Volume Injected (uL): 1.0

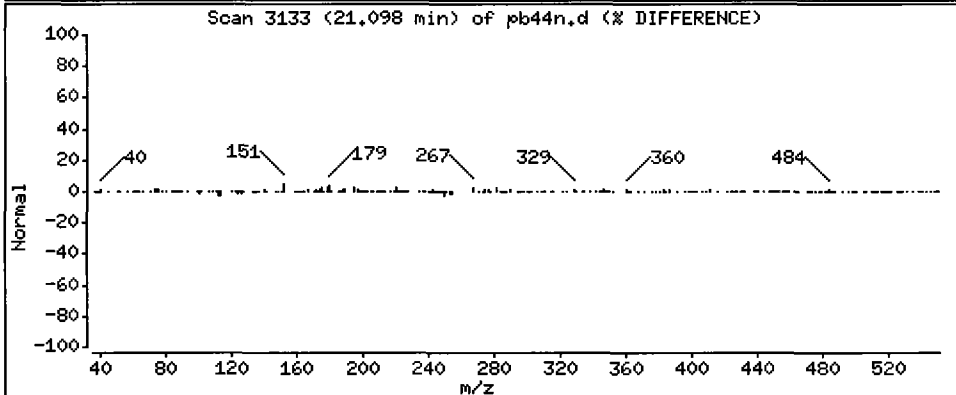
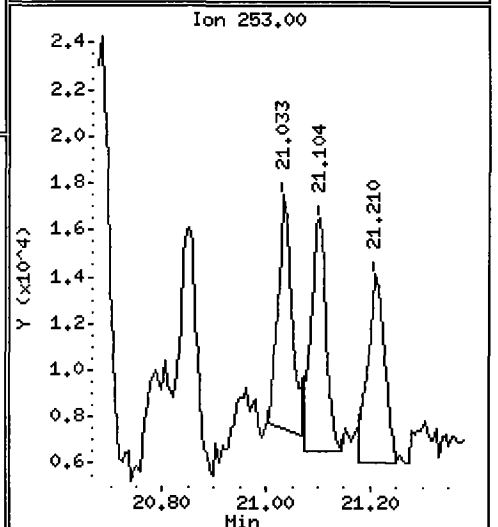
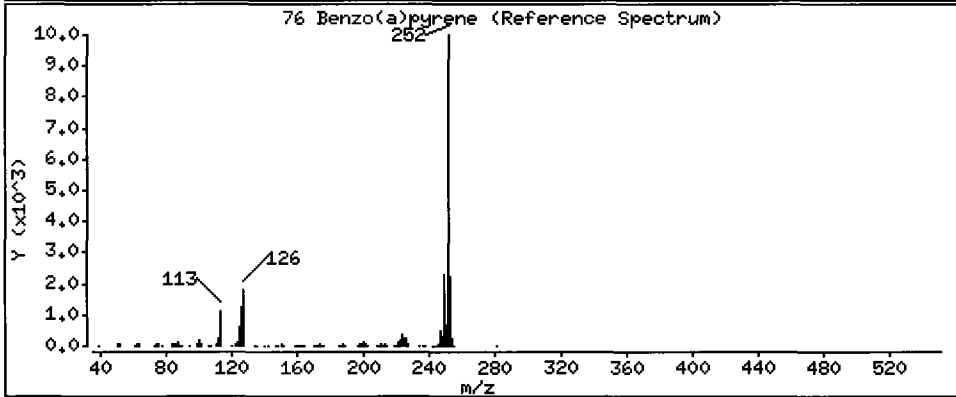
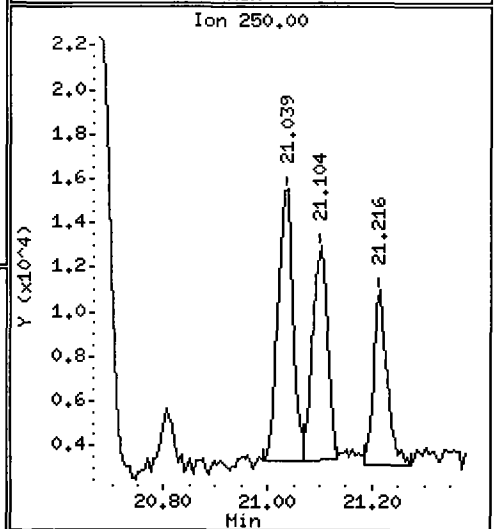
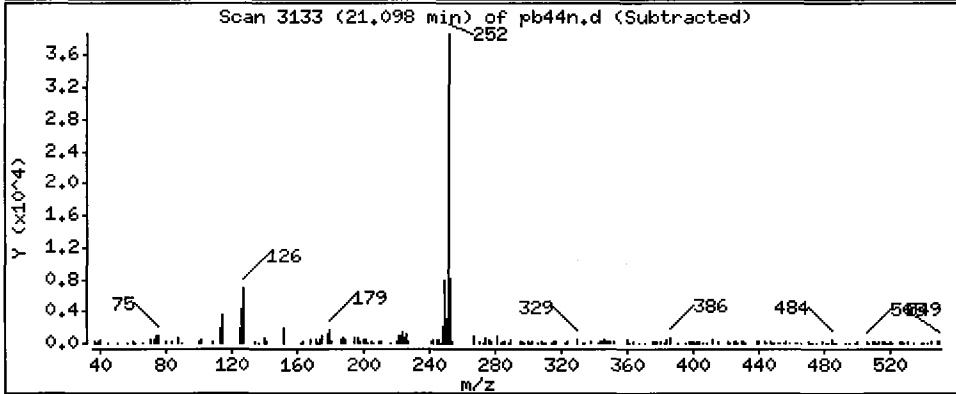
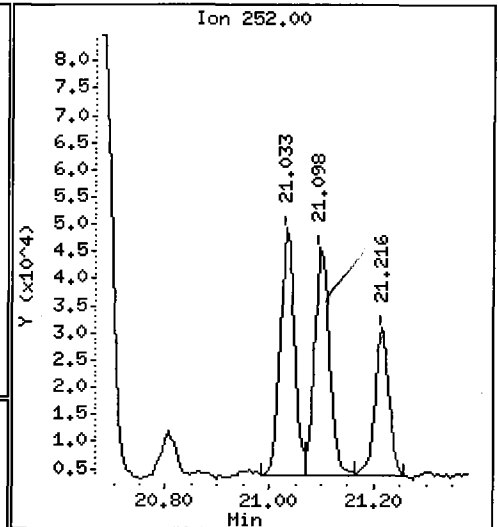
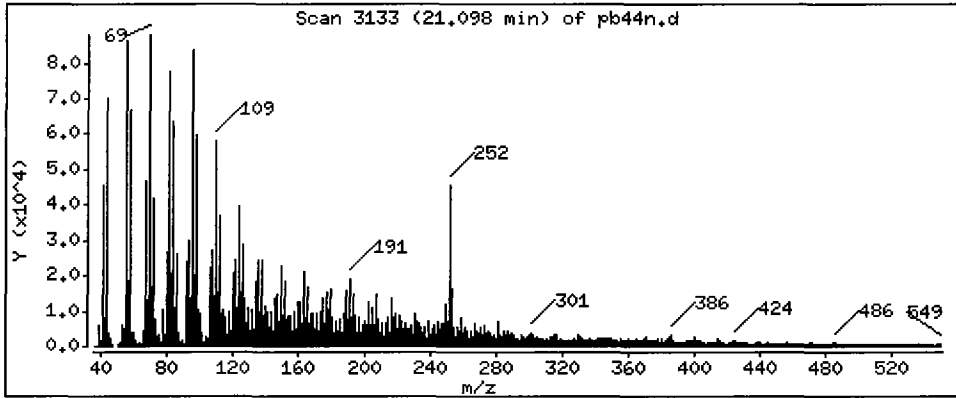
Operator: LJR/VTS

Column phase: ZB-5

Column diameter: 0.32

76 Benzo(a)pyrene

Concentration: 130.2 ug/kg



Date : 16-JUN-2009 23:28

Client ID: 3SED9-B

Instrument: nt4.i

Sample Info: PB44N,3

Volume Injected (uL): 1.0

Operator: LJR/VTS

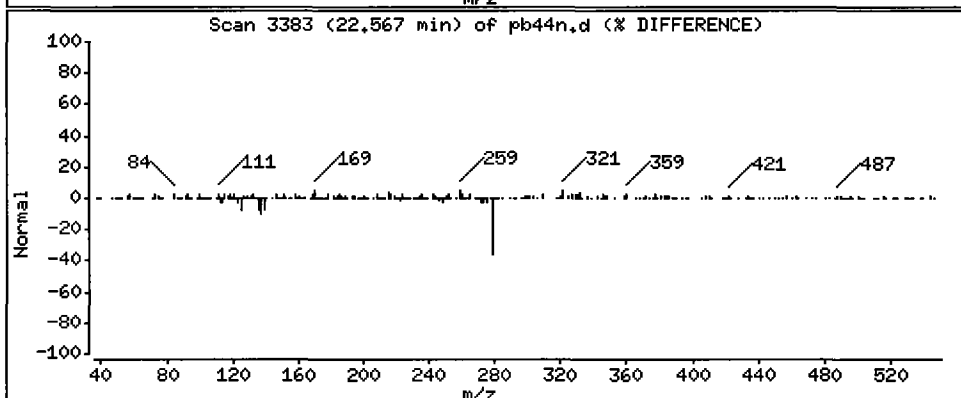
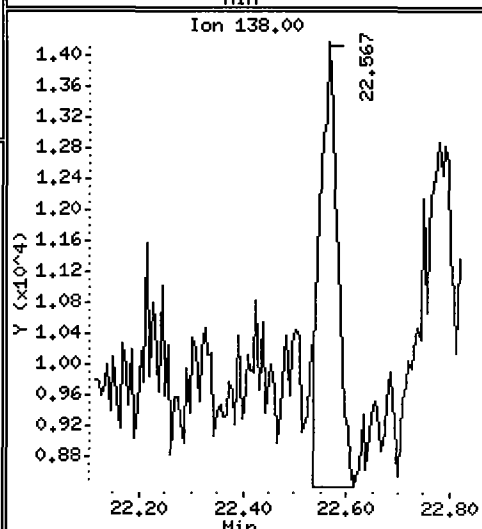
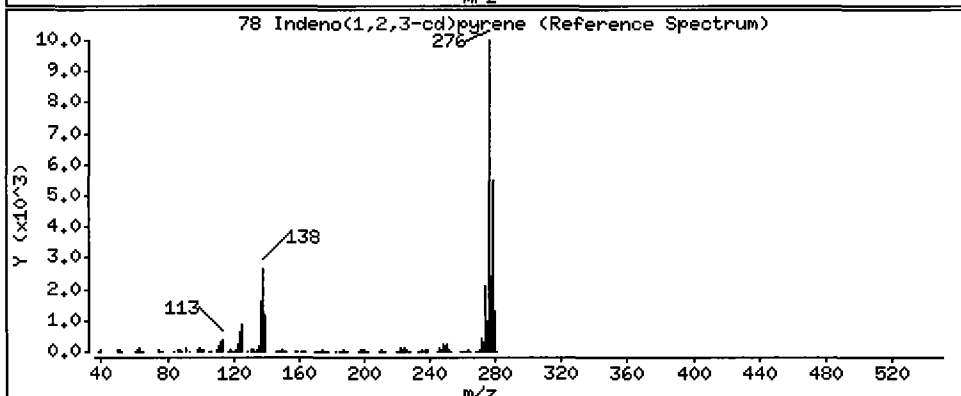
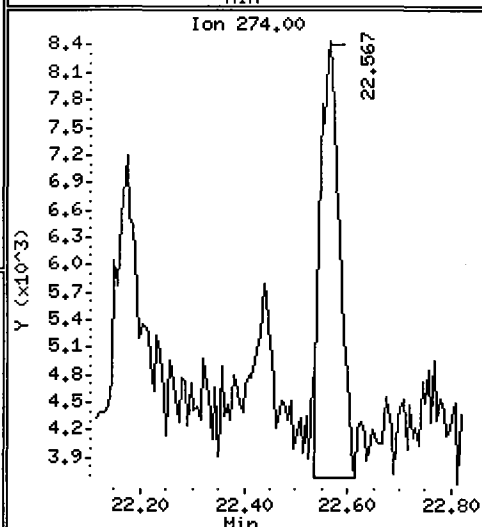
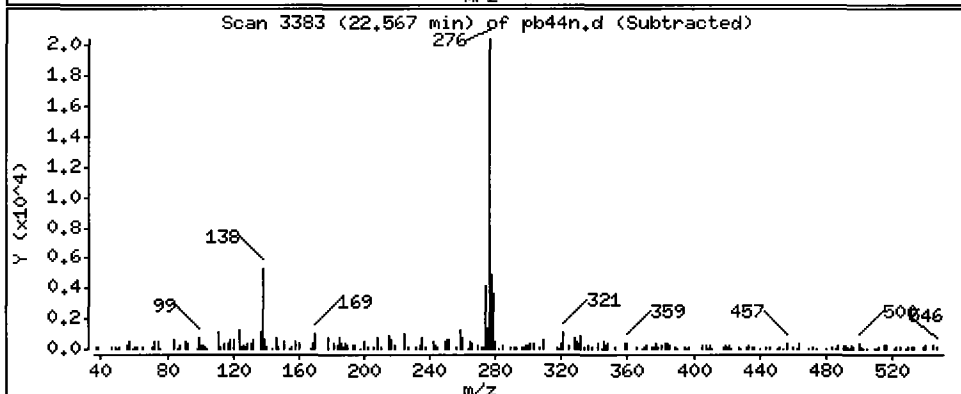
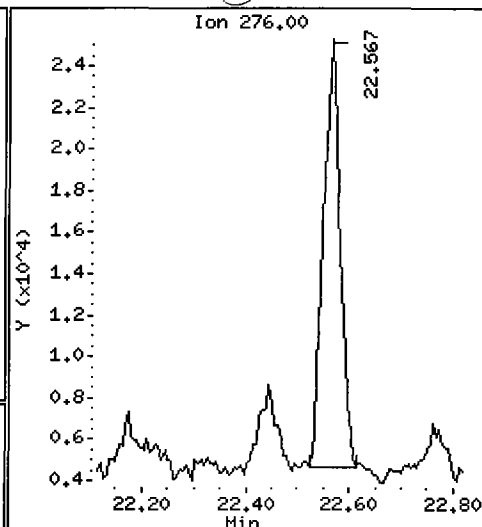
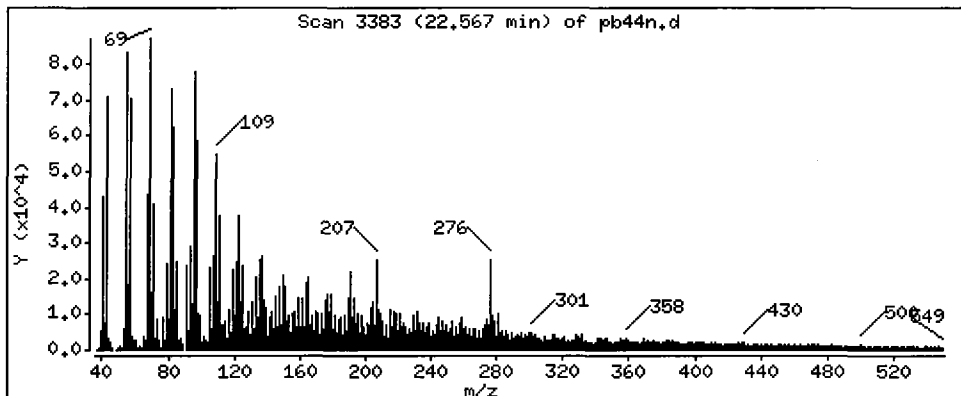
Column phase: ZB-5

Column diameter: 0.32

78 Indeno(1,2,3-cd)pyrene

Concentration: 57.66 ug/kg

JM



Date : 16-JUN-2009 23:28

Client ID: 3SED9-B

Instrument: nt4.i

Sample Info: PB44N,3

Volume Injected (uL): 1.0

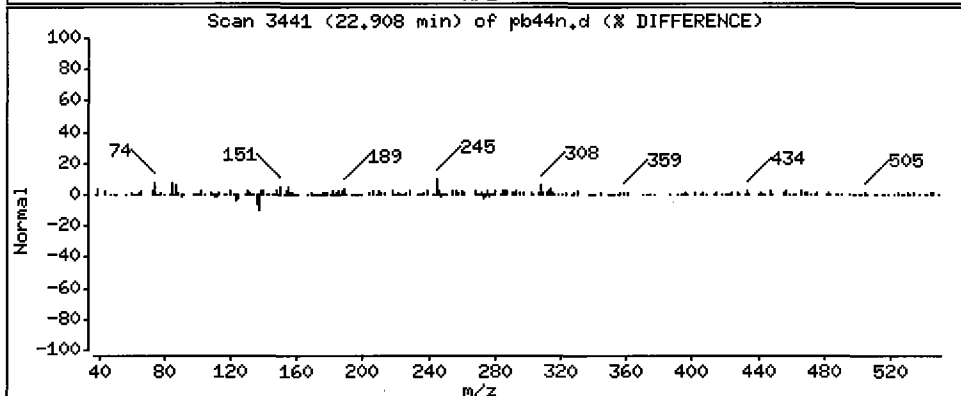
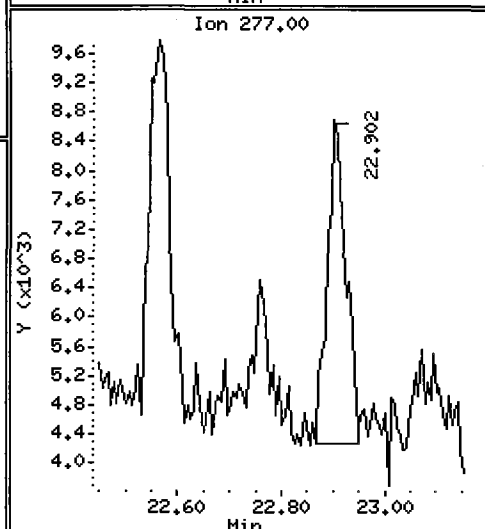
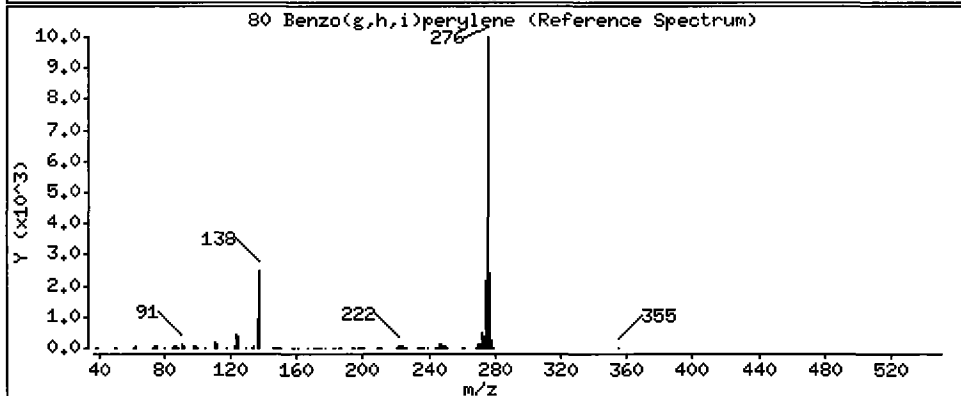
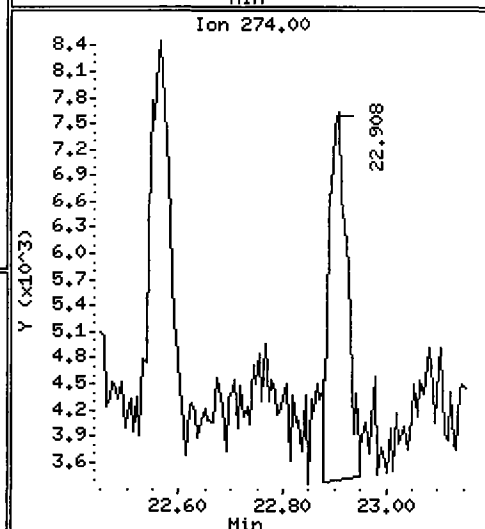
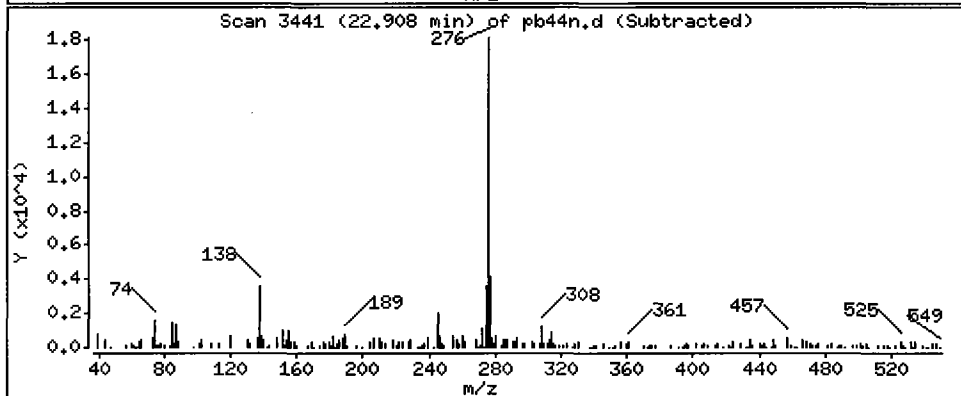
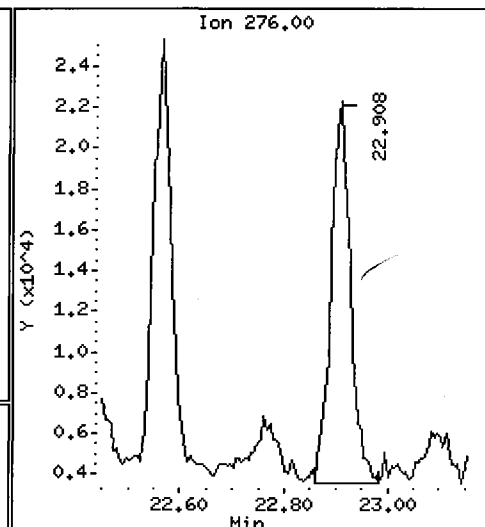
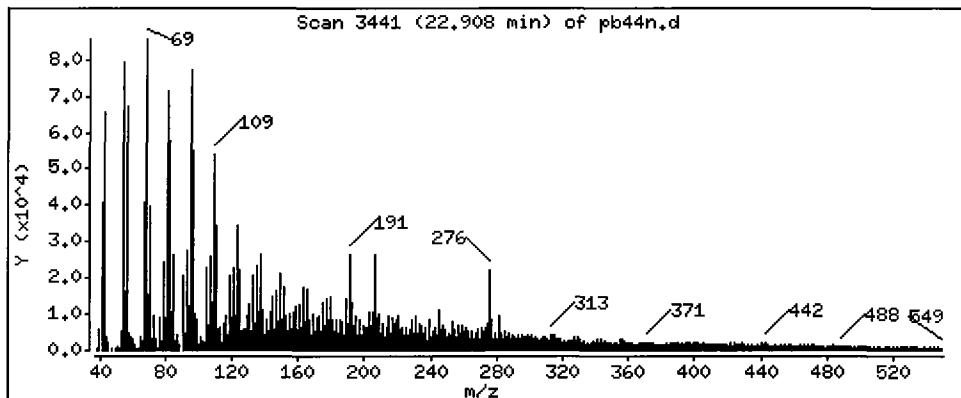
Operator: LJR/VTS

Column phase: ZB-5

Column diameter: 0.32


80 Benzo(g,h,i)perylene

Concentration: 66.75 ug/kg



ORGANICS ANALYSIS DATA SHEET
PSDDA Semivolatiles by SW8270D GC/MS
 Page 1 of 1

Sample ID: 3SED9-C
SAMPLE

Lab Sample ID: PB440
 LIMS ID: 09-12801
 Matrix: Sediment
 Data Release Authorized: 
 Reported: 06/17/09

QC Report No: PB44-ENVIRONMENTAL SCIENCE CORP.
 Project: JELD-WEN NORD DOOR
 NA
 Date Sampled: 06/04/09
 Date Received: 06/04/09

Date Extracted: 06/10/09
 Date Analyzed: 06/17/09 00:03
 Instrument/Analyst: NT4/LJR
 GPC Cleanup: Yes

Sample Amount: 25.7 g-dry-wt
 Final Extract Volume: 0.5 mL
 Dilution Factor: 1.00
 Percent Moisture: 36.8%

CAS Number	Analyte	RL	Result
108-95-2	Phenol	20	< 20 U
541-73-1	1,3-Dichlorobenzene	20	< 20 U
106-46-7	1,4-Dichlorobenzene	20	< 20 U
100-51-6	Benzyl Alcohol	20	< 20 U
95-50-1	1,2-Dichlorobenzene	20	< 20 U
95-48-7	2-Methylphenol	20	< 20 U
106-44-5	4-Methylphenol	20	< 20 U
67-72-1	Hexachloroethane	20	< 20 U
105-67-9	2,4-Dimethylphenol	20	< 20 U
65-85-0	Benzoic Acid	200	< 200 U
120-82-1	1,2,4-Trichlorobenzene	20	< 20 U
91-20-3	Naphthalene	20	< 20 U
87-68-3	Hexachlorobutadiene	20	< 20 U
91-57-6	2-Methylnaphthalene	20	< 20 U
131-11-3	Dimethylphthalate	20	< 20 U
208-96-8	Acenaphthylene	20	9.7 J
83-32-9	Acenaphthene	20	< 20 U
132-64-9	Dibenzofuran	20	< 20 U
84-66-2	Diethylphthalate	20	< 20 U
86-73-7	Fluorene	20	< 20 U
86-30-6	N-Nitrosodiphenylamine	20	< 20 U
118-74-1	Hexachlorobenzene	20	< 20 U
87-86-5	Pentachlorophenol	97	< 97 U
85-01-8	Phenanthrene	20	41
120-12-7	Anthracene	20	21
84-74-2	Di-n-Butylphthalate	20	< 20 U
206-44-0	Fluoranthene	20	190
129-00-0	Pyrene	20	140
85-68-7	Butylbenzylphthalate	20	< 20 U
56-55-3	Benzo (a) anthracene	20	79
117-81-7	bis (2-Ethylhexyl) phthalate	20	50
218-01-9	Chrysene	20	130
117-84-0	Di-n-Octyl phthalate	20	< 20 U
205-99-2	Benzo (b) fluoranthene	20	71
207-08-9	Benzo (k) fluoranthene	20	71
50-32-8	Benzo (a) pyrene	20	67
193-39-5	Indeno (1,2,3-cd) pyrene	20	35
53-70-3	Dibenz (a, h) anthracene	20	16 J
191-24-2	Benzo (g, h, i) perylene	20	35
90-12-0	1-Methylnaphthalene	20	< 20 U

Reported in µg/kg (ppb)

Semivolatile Surrogate Recovery

d5-Nitrobenzene	61.2%	2-Fluorobiphenyl	67.6%
d14-p-Terphenyl	67.6%	d4-1,2-Dichlorobenzene	50.4%
d5-Phenol	65.9%	2-Fluorophenol	63.5%
2,4,6-Tribromophenol	93.3%	d4-2-Chlorophenol	65.9%

Analytical Resources, Inc.

Semivolatle Report SW846 Method 8270D

Data file : /chem3/nt4.i/20090616.b/pb44o.d
 Lab Smp Id: PB440 Client Smp ID: 3SED9-C
 Inj Date : 17-JUN-2009 00:03
 Operator : LJR/VTS Inst ID: nt4.i
 Smp Info : PB440
 Misc Info : 09-12801
 Comment : 1ul Injection
 Method : /chem3/nt4.i/20090616.b/SW846.m
 Meth Date : 17-Jun-2009 10:11 jeff Quant Type: ISTD
 Cal Date : 08-MAY-2009 15:22 Cal File: c800508.d
 Als bottle: 20
 Dil Factor: 1.00000
 Integrator: HP RTE Compound Sublist: PSDDA.sub
 Target Version: 3.50

LJR
6/17/09

Concentration Formula: Amt * DF * Vt/(Ws * (100 - M)/100) * CpndVariable

Name	Value	Description
DF	1.00000	Dilution Factor
Vt	500.00000	Volume of final extract (uL)
Ws	40.60000	Weight of sample extracted (g)
M	36.80000	% Moisture

Cpnd Variable

Local Compound Variable

Compounds	QUANT SIG	RT	EXP RT	REL RT	RESPONSE	CONCENTRATIONS	
						ON-COLUMN (ug/mL)	FINAL (ug/kg)
\$ 1 2-Fluorophenol	112	5.549	5.475	(0.741)	255308	23.7580	463.0
\$ 2 Phenol-d5	99	7.206	7.091	(0.962)	361681	24.7165	481.6
3 Phenol	94	Compound Not Detected.					
\$ 5 2-Chlorophenol-d4	132	7.223	7.167	(0.965)	223109	24.6870	481.1
4 Bis(2-Chloroethyl)ether	93	Compound Not Detected.					
6 2-Chlorophenol	128	Compound Not Detected.					
7 1,3-Dichlorobenzene	146	Compound Not Detected.					
* 8 1,4-Dichlorobenzene-d4	152	7.488	7.461	(1.000)	140255	20.0000	
9 1,4-Dichlorobenzene	146	Compound Not Detected.					
\$ 10 1,2-Dichlorobenzene-d4	152	7.781	7.761	(1.039)	83168	12.6047	245.6
12 1,2-Dichlorobenzene	146	Compound Not Detected.					
11 Benzyl alcohol	108	Compound Not Detected.					
14 2,2'-oxybis(1-Chloropropane)	45	Compound Not Detected.					
13 2-Methylphenol	108	Compound Not Detected.					
17 Hexachloroethane	117	Compound Not Detected.					

Compounds	QUANT SIG MASS	RT	EXP RT	REL RT	RESPONSE	CONCENTRATIONS	
						ON-COLUMN (ug/mL)	FINAL (ug/kg)
16 N-Nitroso-di-n-propylamine	70				Compound Not Detected.		
15 4-Methylphenol	108				Compound Not Detected.		
\$ 18 Nitrobenzene-d5	82	8.422	8.401	(0.884)	216487	15.3314	298.8
19 Nitrobenzene	77				Compound Not Detected.		
20 Isophorone	82				Compound Not Detected.		
21 2-Nitrophenol	139				Compound Not Detected.		
22 2,4-Dimethylphenol	107				Compound Not Detected.		
23 Bis(2-Chloroethoxy)methane	93				Compound Not Detected.		
24 Benzoic acid	105				Compound Not Detected.		
25 2,4-Dichlorophenol	162				Compound Not Detected.		
26 1,2,4-Trichlorobenzene	180				Compound Not Detected.		
* 27 Naphthalene-d8	136	9.526	9.506	(1.000)	497608	20.0000	
28 Naphthalene	128				Compound Not Detected.		
29 4-Chloroaniline	127				Compound Not Detected.		
30 Hexachlorobutadiene	225				Compound Not Detected.		
31 4-Chloro-3-methylphenol	107				Compound Not Detected.		
32 2-Methylnaphthalene	141				Compound Not Detected.		
33 Hexachlorocyclopentadiene	237				Compound Not Detected.		
34 2,4,6-Trichlorophenol	196				Compound Not Detected.		
35 2,4,5-Trichlorophenol	196				Compound Not Detected.		
\$ 36 2-Fluorobiphenyl	172	11.330	11.309	(0.916)	385321	16.9208	329.7
37 2-Chloronaphthalene	162				Compound Not Detected.		
38 2-Nitroaniline	65				Compound Not Detected.		
39 Dimethylphthalate	163				Compound Not Detected.		
40 Acenaphthylene	152	12.117	12.097	(0.980)	15765	0.50159	9.774
41 2,6-Dinitrotoluene	165				Compound Not Detected.		
* 42 Acenaphthene-d10	164	12.370	12.344	(1.000)	300426	20.0000	
43 3-Nitroaniline	138				Compound Not Detected.		
44 Acenaphthene	153				Compound Not Detected.		
45 2,4-Dinitrophenol	184				Compound Not Detected.		
46 Dibenzofuran	168				Compound Not Detected.		
47 4-Nitrophenol	109				Compound Not Detected.		
48 2,4-Dinitrotoluene	165				Compound Not Detected.		
50 Diethylphthalate	149				Compound Not Detected.		
49 Fluorene	166				Compound Not Detected.		
51 4-Chlorophenyl-phenylether	204				Compound Not Detected.		
52 4-Nitroaniline	138				Compound Not Detected.		
53 4,6-Dinitro-2-methylphenol	198				Compound Not Detected.		
54 N-Nitrosodiphenylamine	169				Compound Not Detected.		
\$ 55 2,4,6-Tribromophenol	330	13.669	13.636	(1.105)	97192	35.0186	682.4
56 4-Bromophenyl-phenylether	248				Compound Not Detected.		
57 Hexachlorobenzene	284				Compound Not Detected.		
58 Pentachlorophenol	266				Compound Not Detected.		
* 59 Phenanthrene-d10	188	14.732	14.694	(1.000)	545515	20.0000	
60 Phenanthrene	178	14.761	14.735	(1.002)	73227	2.10330	40.99
61 Anthracene	178	14.838	14.805	(1.007)	38566	1.09127	21.26
62 Carbazole	167				Compound Not Detected.		

Compounds	QUANT SIG MASS	RT	EXP RT	REL RT	RESPONSE	CONCENTRATIONS	
						ON-COLUMN (ug/mL)	FINAL (ug/kg)
63 Di-n-butylphthalate	149						
64 Fluoranthene	202	16.700	16.650	(1.134)	344863	9.98919	194.7
65 Pyrene	202	17.047	16.997	(0.896)	312307	7.32400	142.7
\$ 66 Terphenyl-d14	244	17.382	17.338	(0.913)	431344	16.9498	330.3
67 Butylbenzylphthalate	149						
68 Benzo(a)anthracene	228	19.009	18.948	(0.999)	139484	4.07989	79.50
* 69 Chrysene-d12	240	19.033	18.977	(1.000)	495279	20.0000	
70 3,3'-Dichlorobenzidine	252						
71 Chrysene	228	19.068	19.018	(1.002)	223995	6.69983	130.6
72 bis(2-Ethylhexyl)phthalate	149	19.291	19.247	(0.954)	66726	2.58284	50.33
* 134 Di-n-octylphthalate-d4	153	20.231	20.181	(1.000)	798791	20.0000	
73 Di-n-octylphthalate	149						
74 Benzo(b)fluoranthene	252	20.672	20.593	(0.975)	266533	7.46079	145.4 3.668
75 Benzo(k)fluoranthene	252	20.672	20.628	(0.975)	266533	7.20963	140.5 3.668
76 Benzo(a)pyrene	252	21.107	21.027	(0.996)	109660	3.43412	66.92
* 77 Perylene-d12	264	21.195	21.110	(1.000)	511262	20.0000	
78 Indeno(1,2,3-cd)pyrene	276	22.570	22.467	(1.065)	71227	1.77626	34.61
79 Dibenzo(a,h)anthracene	278	22.588	22.496	(1.066)	26554	0.81223	15.83 (MH)
80 Benzo(g,h,i)perylene	276	22.917	22.802	(1.081)	66010	1.82165	35.50
90 N-Nitrosodimethylamine	74						
91 Aniline	93						
93 Benzidine	184						
103 Pyridine	79						
105 1-methylnaphthalene	141						
111 Azobenzene (1,2-DP-Hydrazine)	77						

QC Flag Legend

M - Compound response manually integrated.
 H - Operator selected an alternate compound hit.

Analytical Resources, Inc.

INTERNAL STANDARD COMPOUNDS
 AREA AND RT SUMMARY

Instrument ID: nt4.i
 Lab File ID: pb44o.d
 Lab Smp Id: PB440
 Analysis Type: SV
 Quant Type: ISTD
 Operator: LJR/VTS
 Method File: /chem3/nt4.i/20090616.b/SW846.m
 Misc Info: 09-12801

Calibration Date: 16-JUN-2009
 Calibration Time: 13:06
 Client Smp ID: 3SED9-C
 Level: LOW
 Sample Type: Sediment

Test Mode:
 Use Initial Calibration Level 4.

COMPOUND	STANDARD	AREA LIMIT		SAMPLE	%DIFF
		LOWER	UPPER		
8 1,4-Dichlorobenze	180629	90314	361258	140255	-22.35
27 Naphthalene-d8	633172	316586	1266344	497608	-21.41
42 Acenaphthene-d10	336916	168458	673832	300426	-10.83
59 Phenanthrene-d10	514258	257129	1028516	545515	6.08
69 Chrysene-d12	376875	188438	753750	495279	31.42
134 Di-n-octylphthala	640574	320287	1281148	798791	24.70
77 Perylene-d12	383864	191932	767728	511262	33.19

COMPOUND	STANDARD	RT LIMIT		SAMPLE	%DIFF
		LOWER	UPPER		
8 1,4-Dichlorobenze	7.46	6.96	7.96	7.49	0.36
27 Naphthalene-d8	9.51	9.01	10.01	9.53	0.22
42 Acenaphthene-d10	12.34	11.84	12.84	12.37	0.22
59 Phenanthrene-d10	14.69	14.19	15.19	14.73	0.26
69 Chrysene-d12	18.98	18.48	19.48	19.03	0.29
134 Di-n-octylphthala	20.18	19.68	20.68	20.23	0.25
77 Perylene-d12	21.11	20.61	21.61	21.20	0.40

AREA UPPER LIMIT = +100% of internal standard area.
 AREA LOWER LIMIT = - 50% of internal standard area.
 RT UPPER LIMIT = + 0.50 minutes of internal standard RT.
 RT LOWER LIMIT = - 0.50 minutes of internal standard RT.

Analytical Resources, Inc.

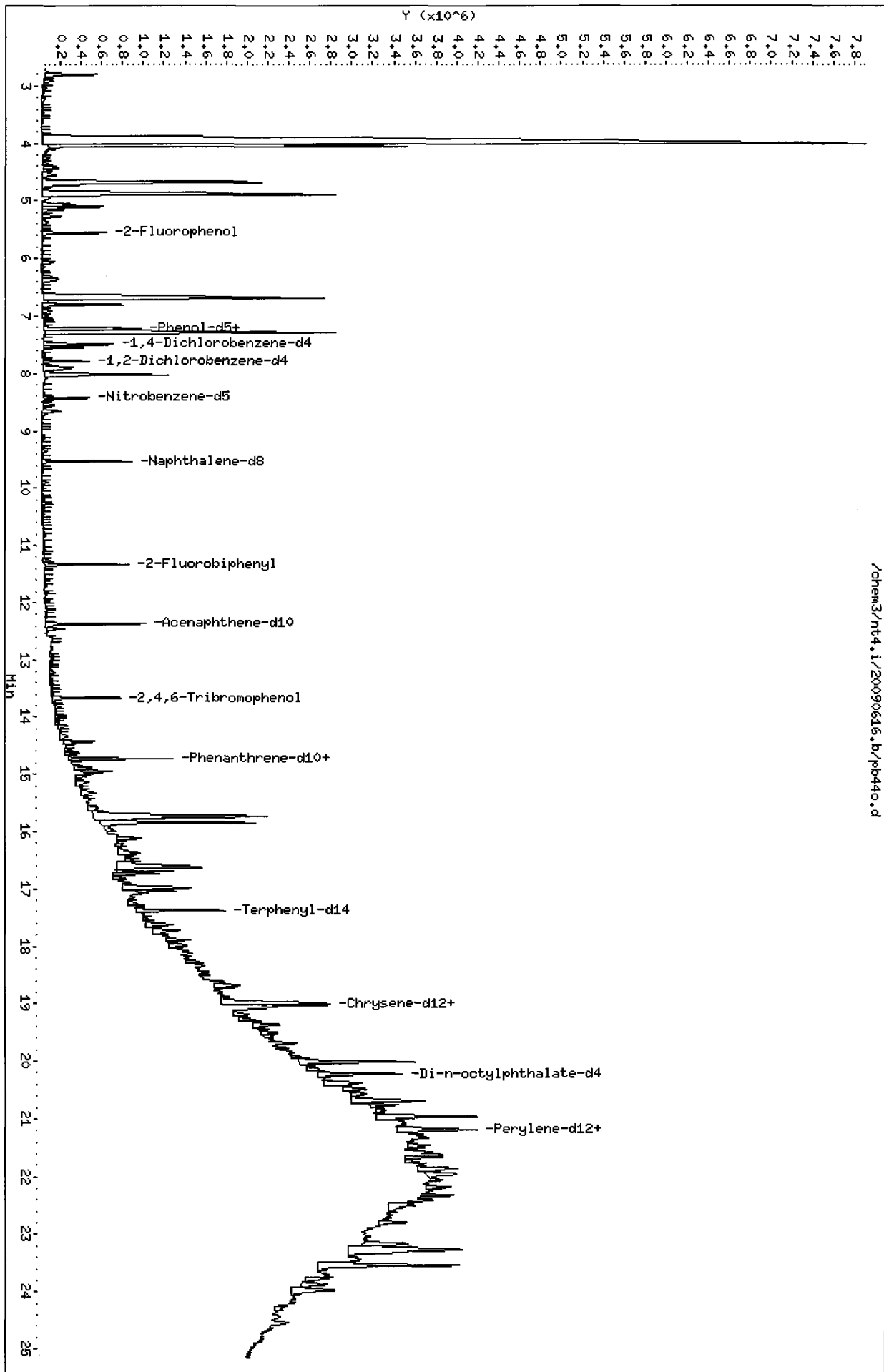
RECOVERY REPORT

Client Name: ESC
 Sample Matrix: SOLID
 Lab Smp Id: PB440
 Level: LOW
 Data Type: MS DATA
 SpikeList File: PSDDALCS.spk
 Sublist File: PSDDA.sub
 Method File: /chem3/nt4.i/20090616.b/SW846.m
 Misc Info: 09-12801

Client SDG: PB44
 Fraction: SV
 Client Smp ID: 3SED9-C
 Operator: LJR/VTS
 SampleType: SAMPLE
 Quant Type: ISTD

SURROGATE COMPOUND	CONC ADDED ug/kg	CONC RECOVERED ug/kg	% RECOVERED	LIMITS
\$ 1 2-Fluorophenol	730.7	463.0	63.35	21-100
\$ 2 Phenol-d5	730.7	481.6	65.91	10-100
\$ 5 2-Chlorophenol-d4	730.7	481.1	65.83	30-100
\$ 10 1,2-Dichlorobenzen	487.2	245.6	50.42	24-100
\$ 18 Nitrobenzene-d5	487.2	298.8	61.33	26-100
\$ 36 2-Fluorobiphenyl	487.2	329.7	67.68	32-100
\$ 55 2,4,6-Tribromophen	730.7	682.4	93.38	33-118
\$ 66 Terphenyl-d14	487.2	330.3	67.80	21-97

/chem3/nt4.i/20090616.b/pb440.d



Date : 17-JUN-2009 00:03

Client ID: 3SED9-C

Instrument: nt4.i

Sample Info: PB440

Volume Injected (uL): 1.0

Operator: LJR/VTS

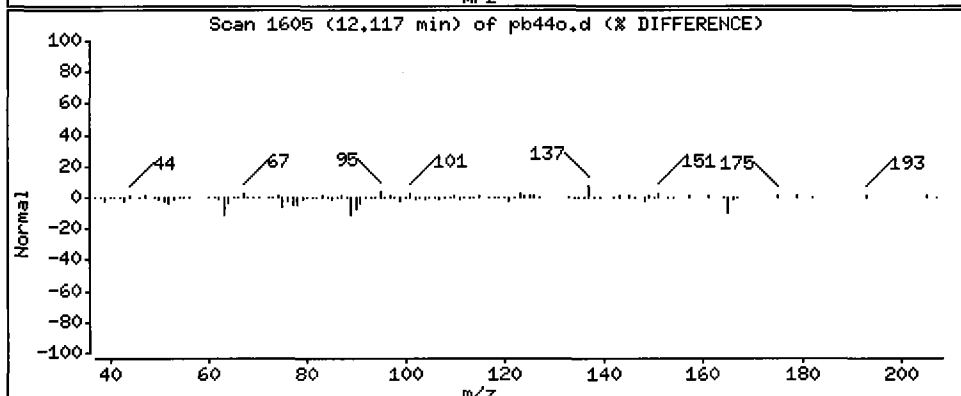
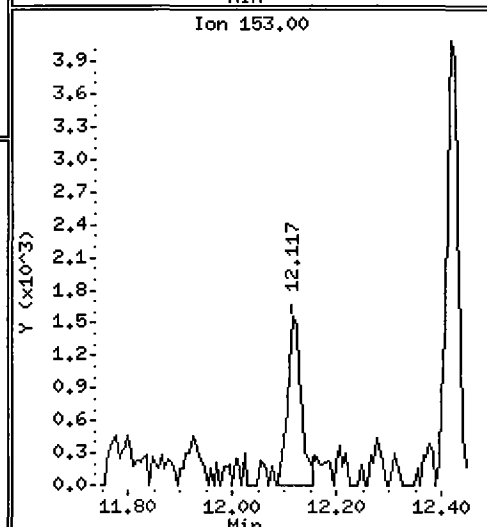
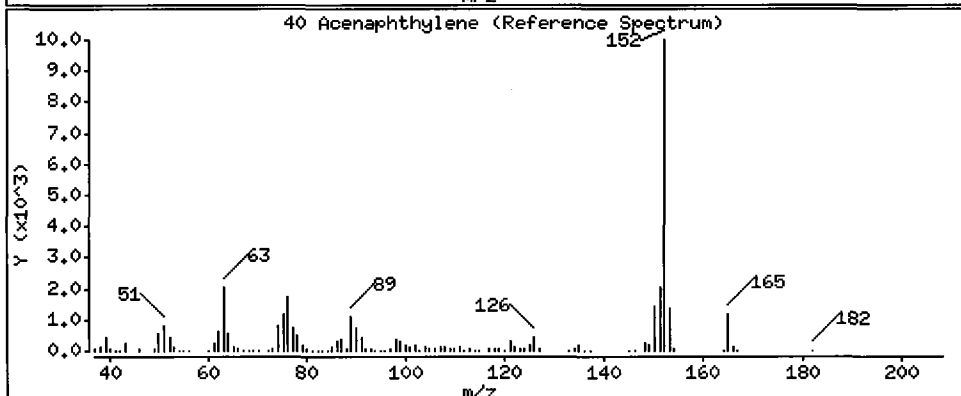
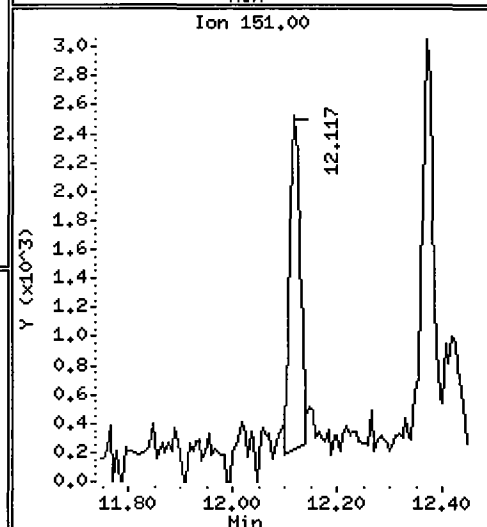
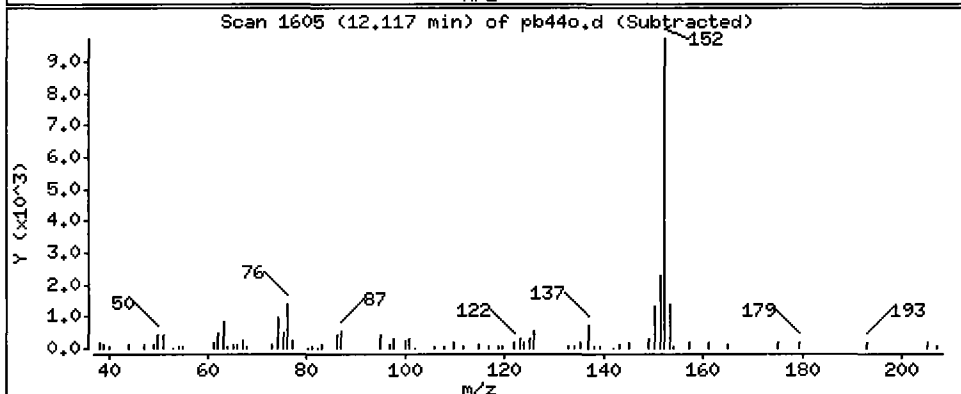
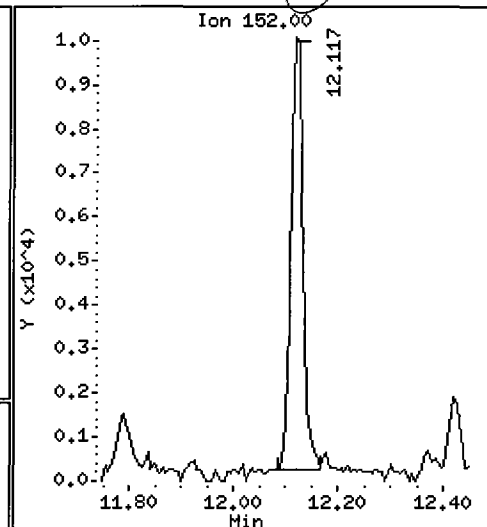
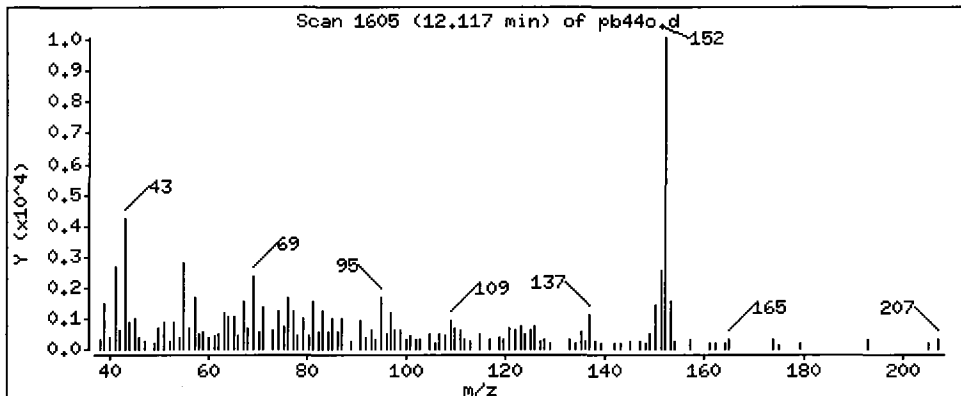
Column phase: ZB-5

Column diameter: 0.32

40 Acenaphthylene

Concentration: 9,774 ug/kg

OK



Date : 17-JUN-2009 00:03

Client ID: 3SED9-C

Instrument: nt4.i

Sample Info: PB440

Volume Injected (uL): 1.0

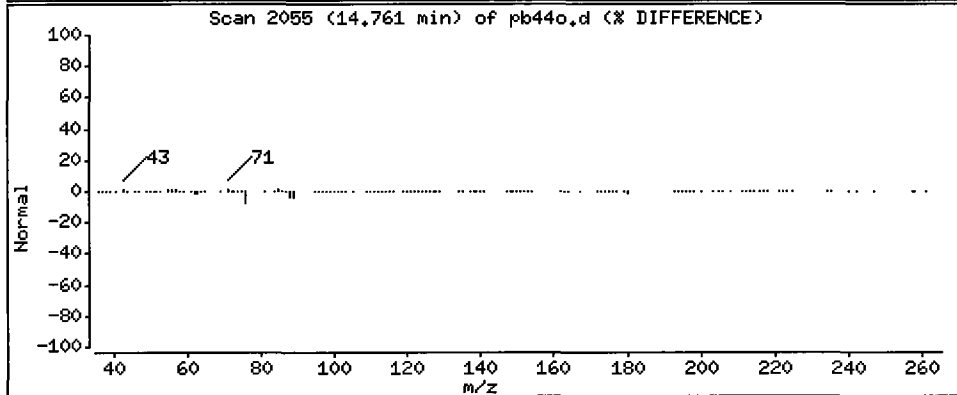
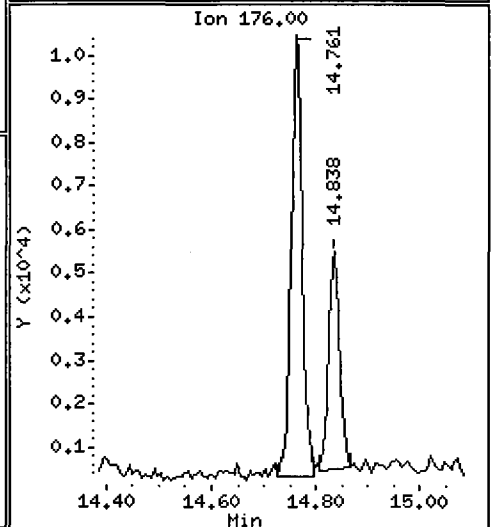
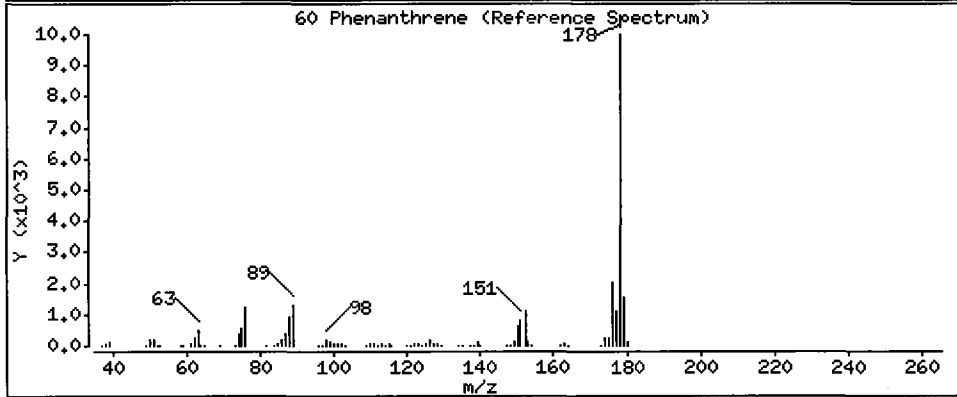
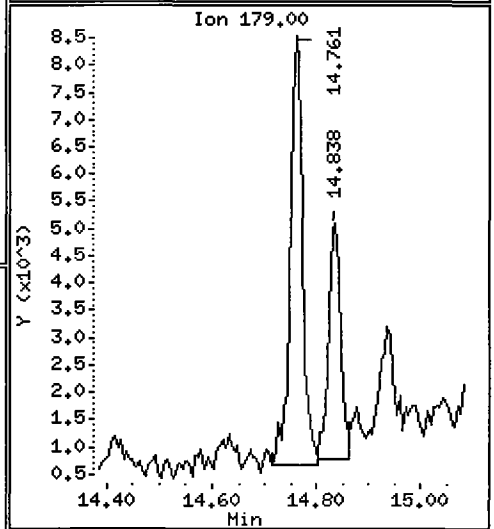
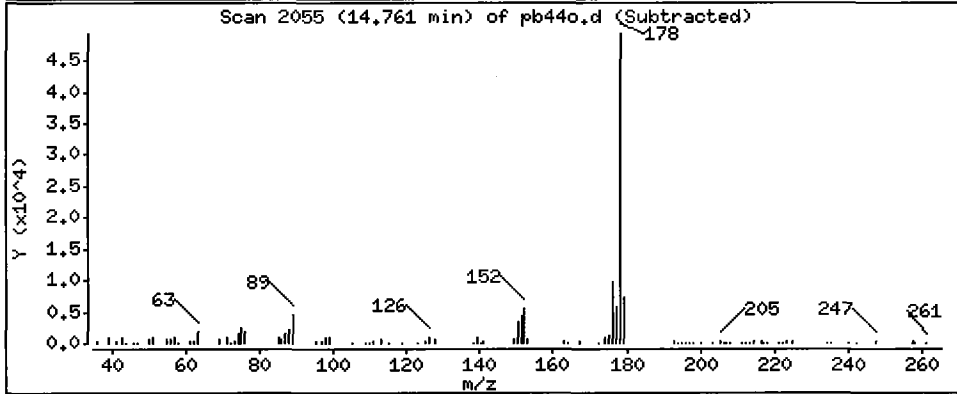
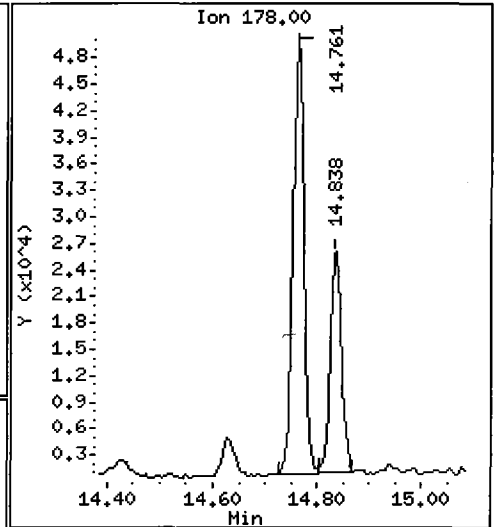
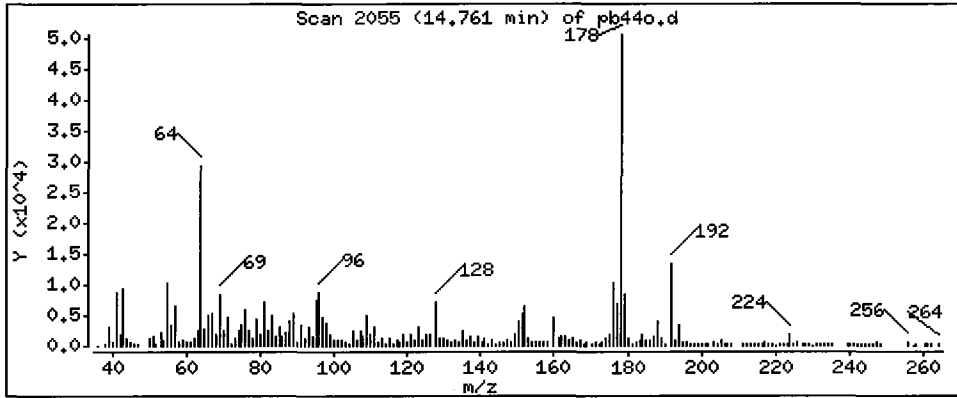
Operator: LJR/VTS

Column phase: ZB-5

Column diameter: 0.32

60 Phenanthrene

Concentration: 40.99 ug/kg



Date : 17-JUN-2009 00:03

Client ID: 3SED9-C

Instrument: nt4.i

Sample Info: PB440

Volume Injected (uL): 1.0

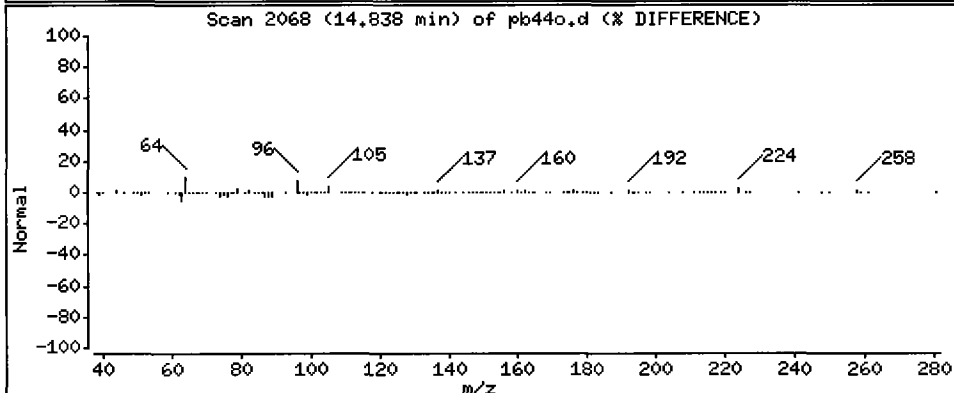
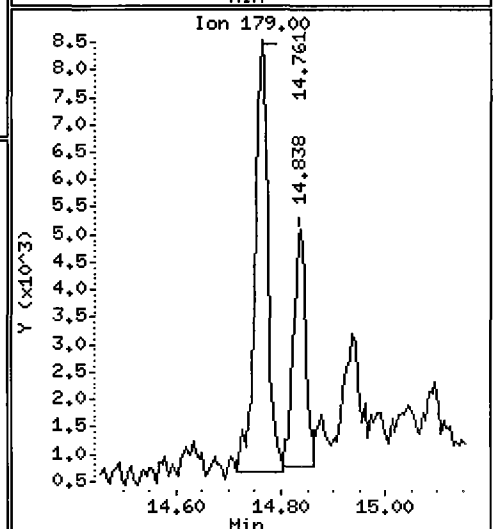
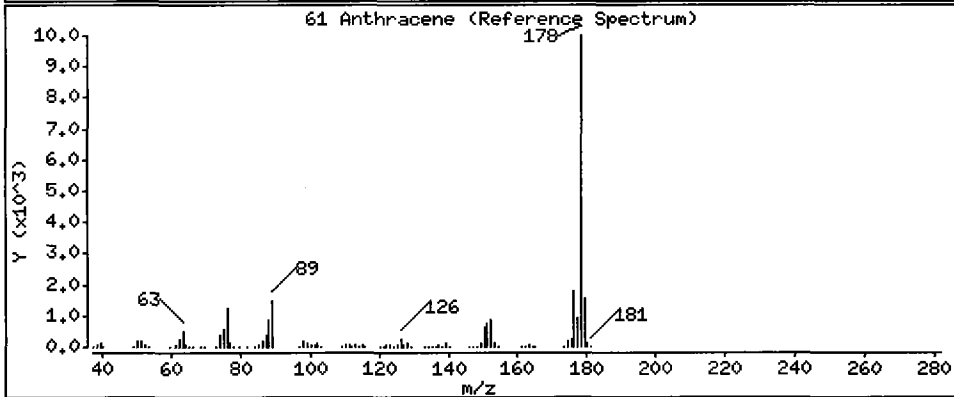
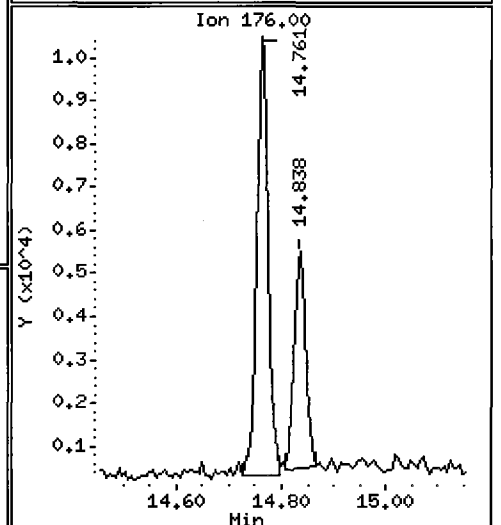
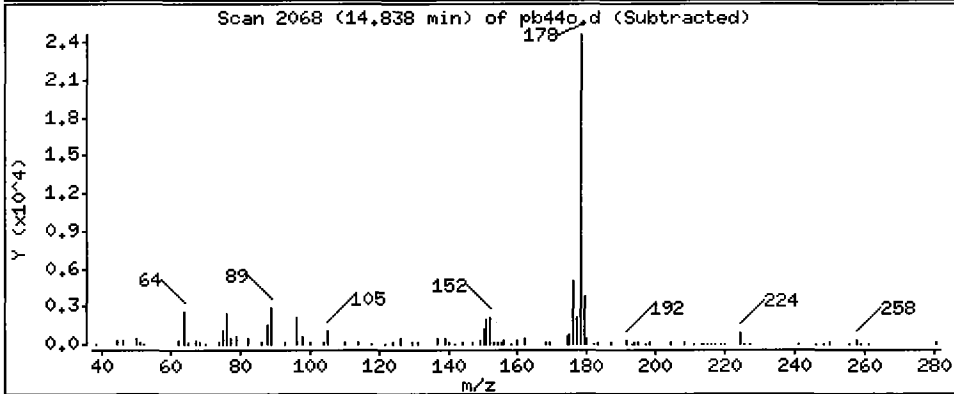
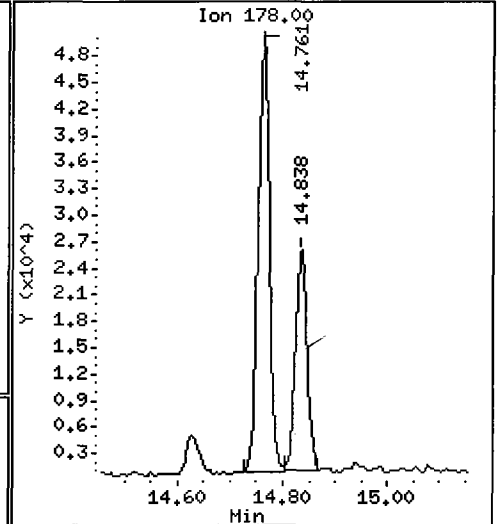
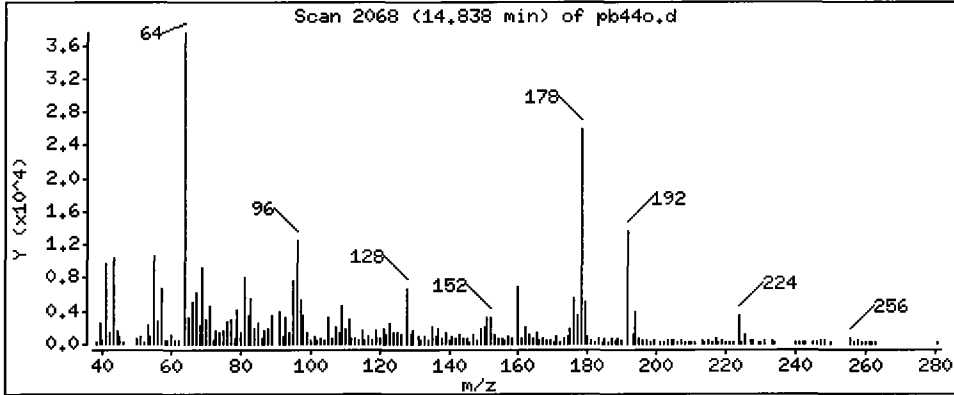
Operator: LJR/VTS

Column phase: ZB-5

Column diameter: 0.32

61 Anthracene

Concentration: 21.26 ug/kg



Date : 17-JUN-2009 00:03

Client ID: 3SED9-C

Instrument: nt4.i

Sample Info: PB440

Volume Injected (uL): 1.0

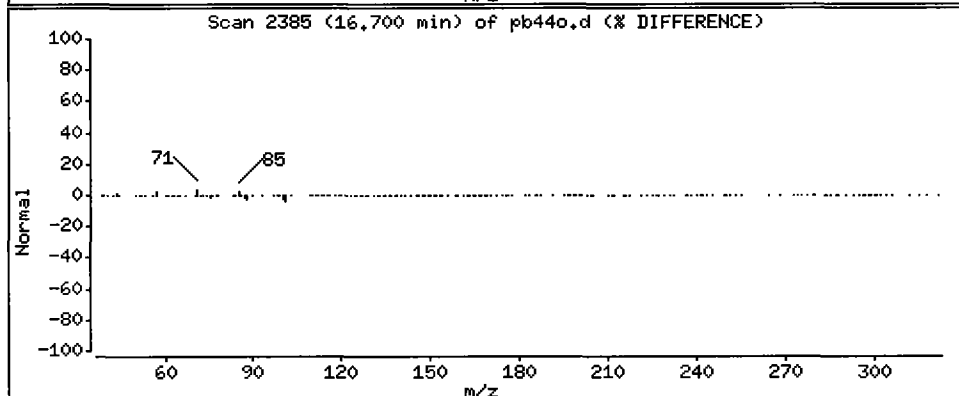
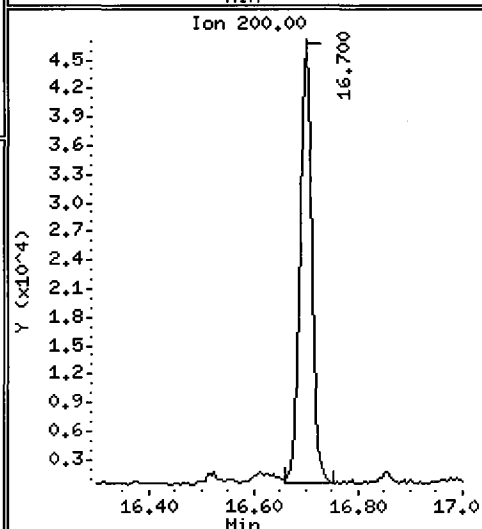
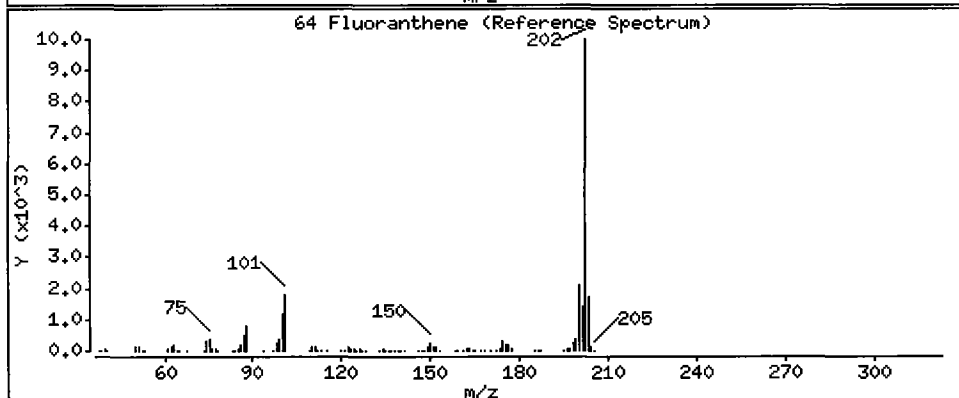
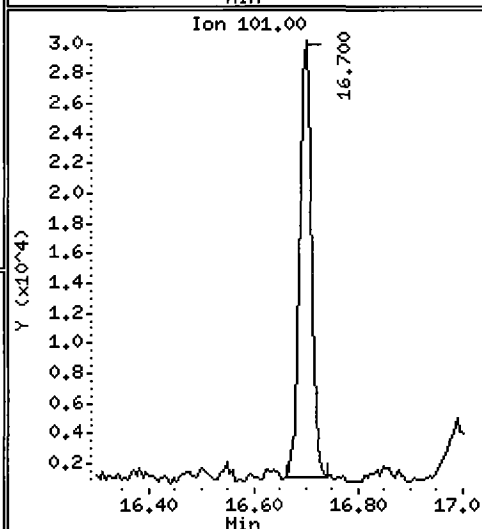
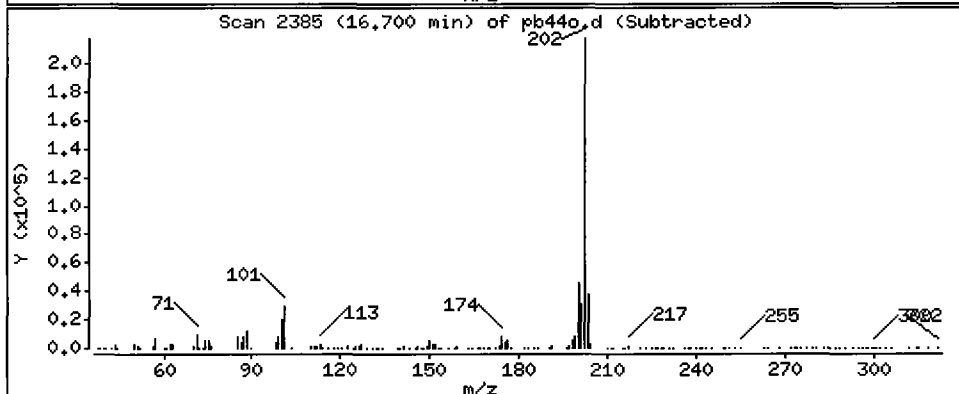
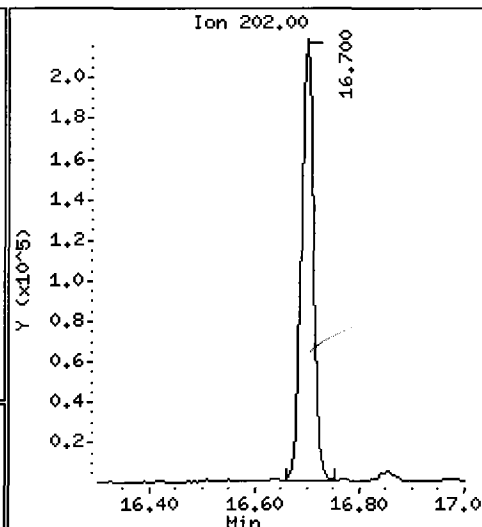
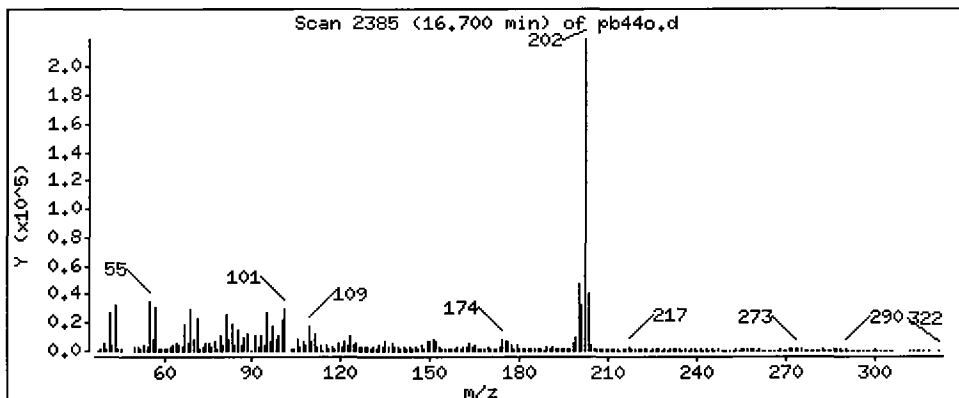
Operator: LJR/VTS

Column phase: ZB-5

Column diameter: 0.32

64 Fluoranthene

Concentration: 194.7 ug/kg



Date : 17-JUN-2009 00:03

Client ID: 3SED9-C

Instrument: nt4.i

Sample Info: PB440

Volume Injected (uL): 1.0

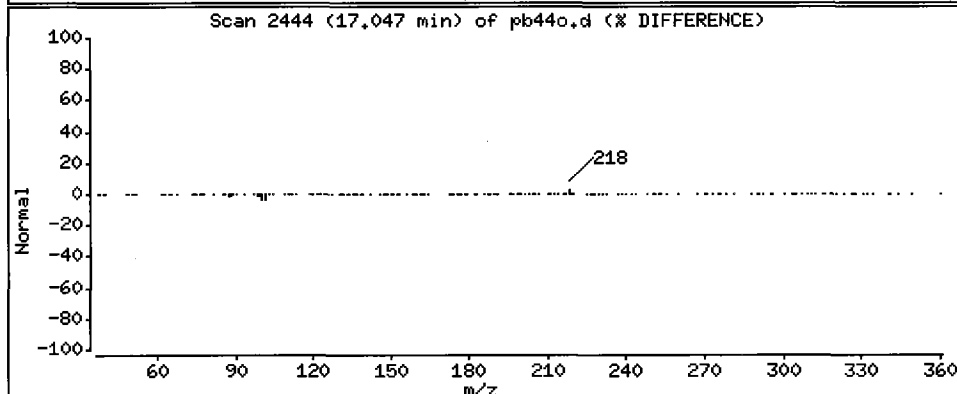
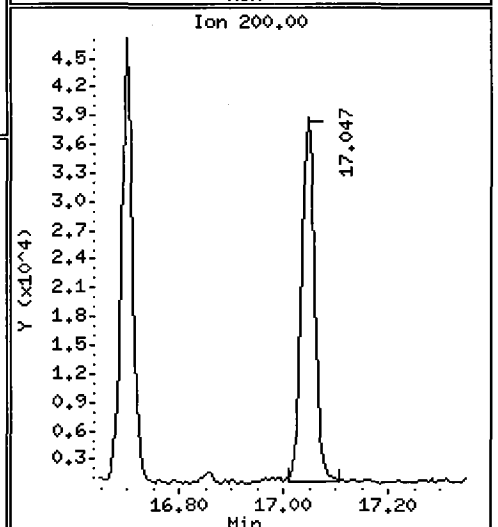
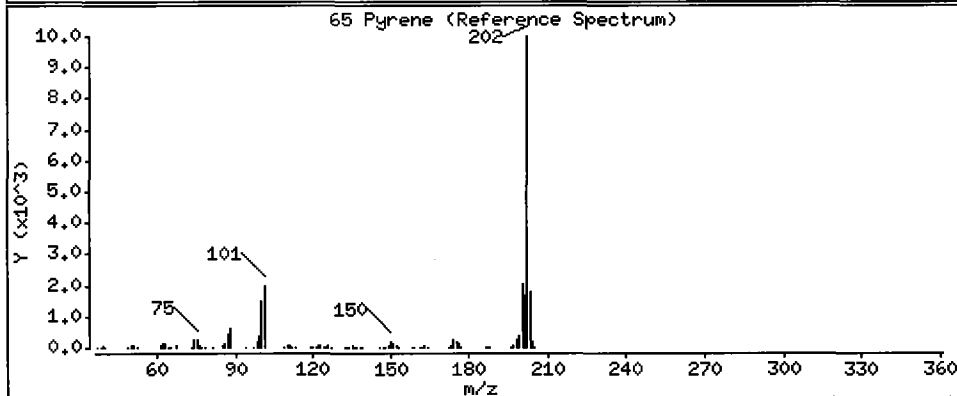
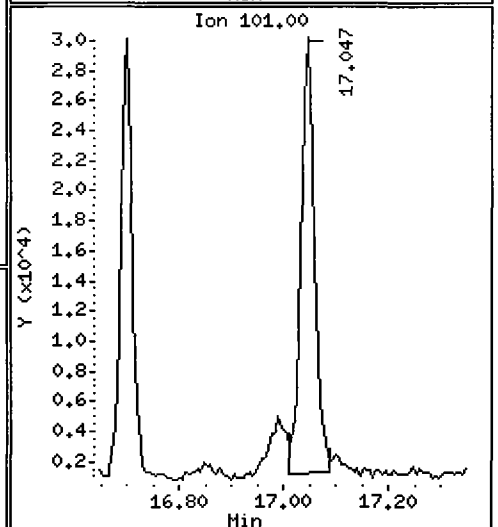
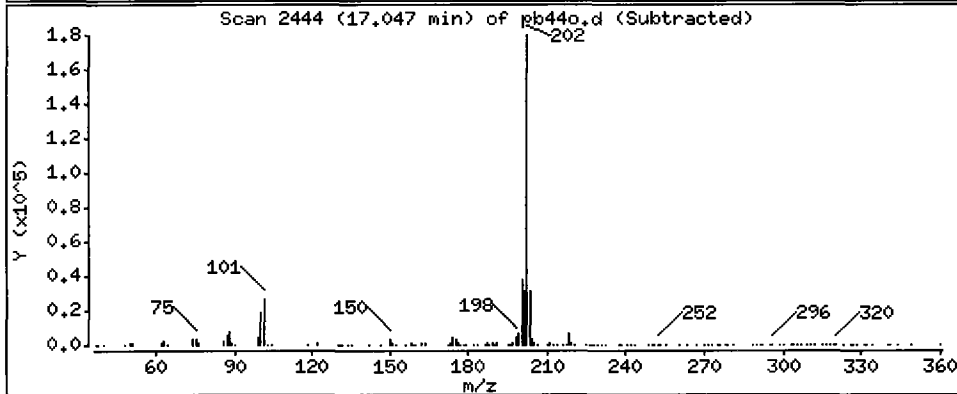
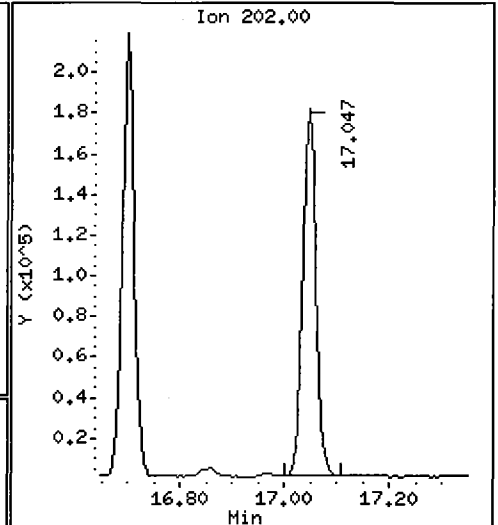
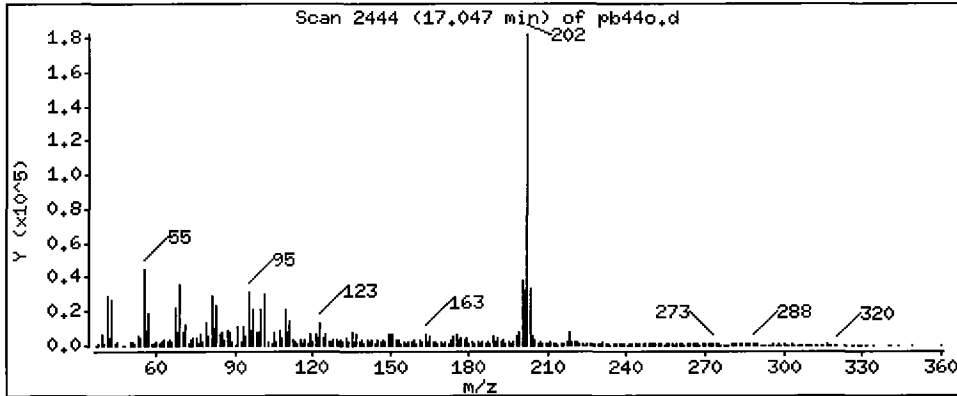
Operator: LJR/VTS

Column phase: ZB-5

Column diameter: 0.32

65 Pyrene

Concentration: 142.7 ug/kg



Date : 17-JUN-2009 00:03

Client ID: 3SED9-C

Instrument: nt4.i

Sample Info: PB440

Volume Injected (uL): 1.0

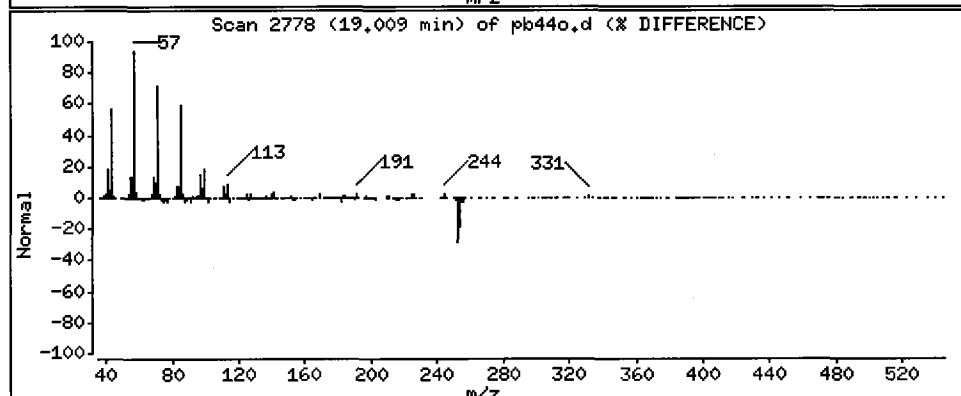
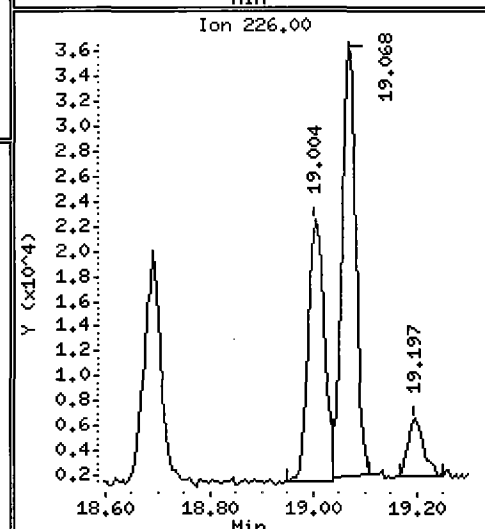
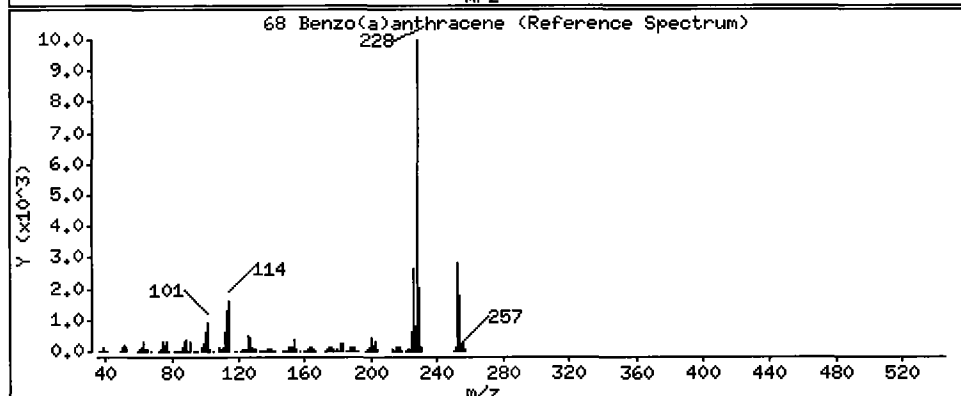
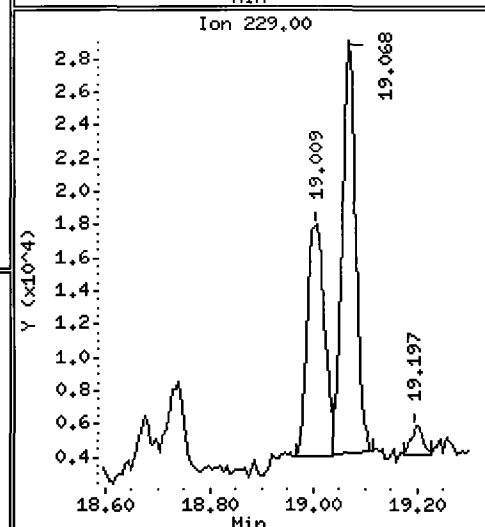
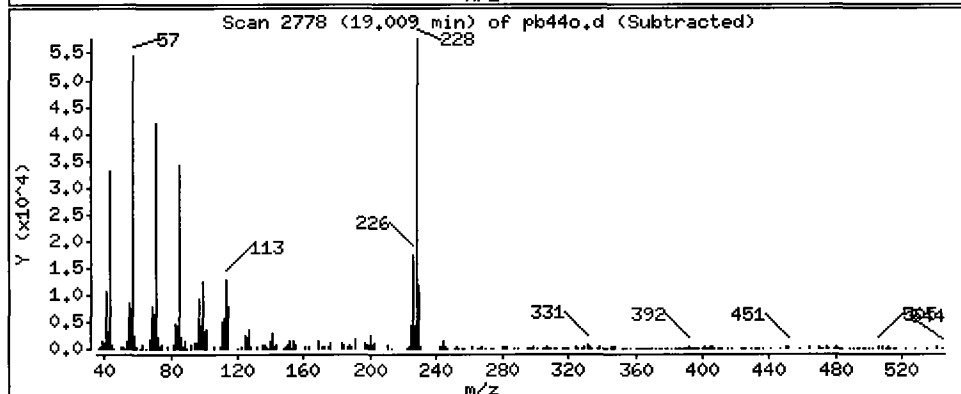
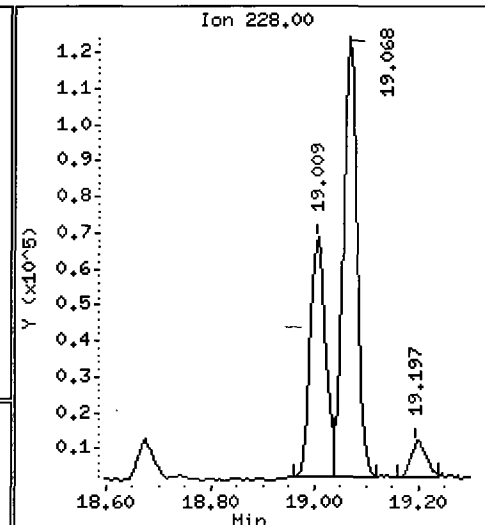
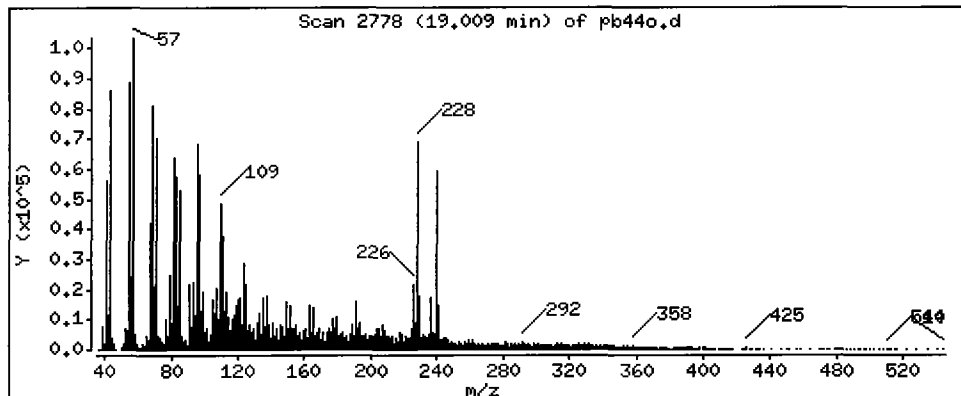
Operator: LJR/VTS

Column phase: ZB-5

Column diameter: 0.32

68 Benzo(a)anthracene

Concentration: 79.50 ug/kg



Date : 17-JUN-2009 00:03

Client ID: 3SED9-C

Instrument: nt4.i

Sample Info: PB440

Volume Injected (uL): 1.0

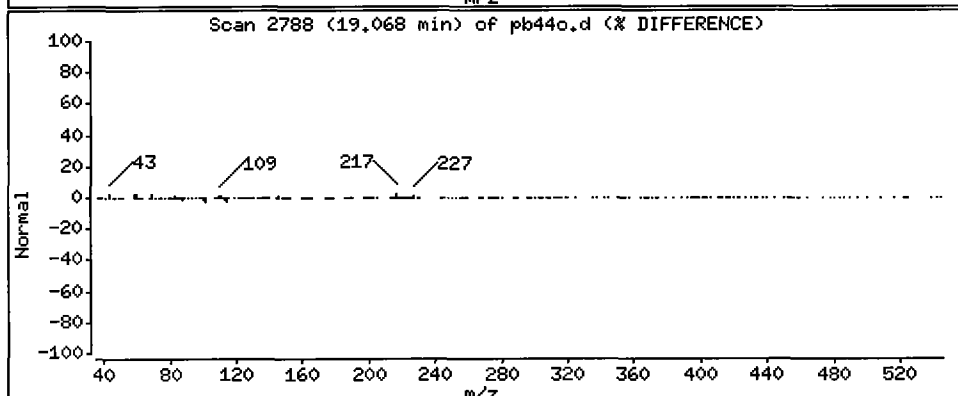
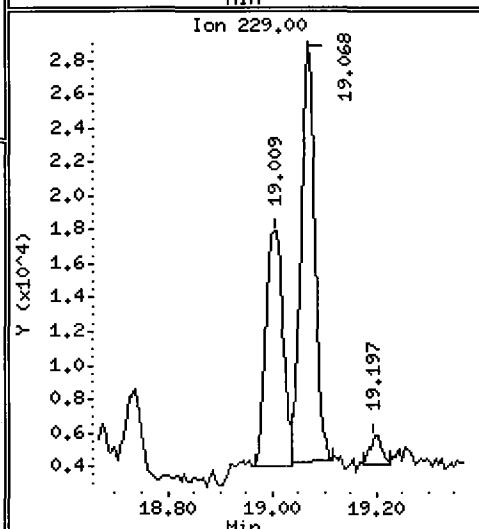
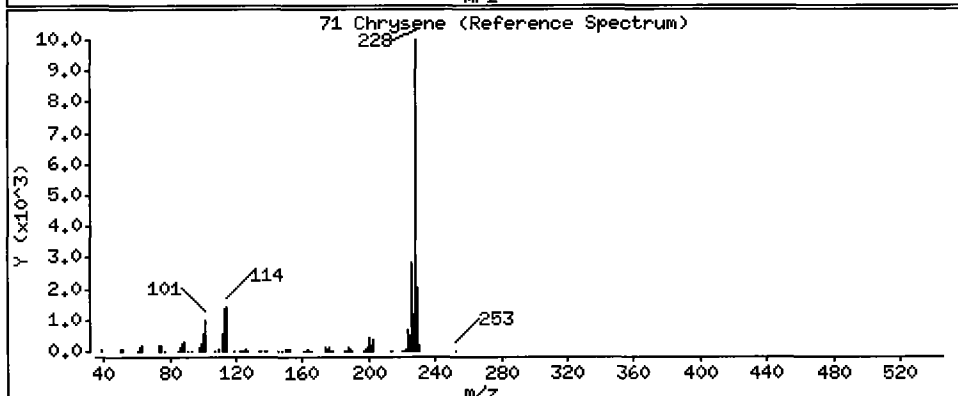
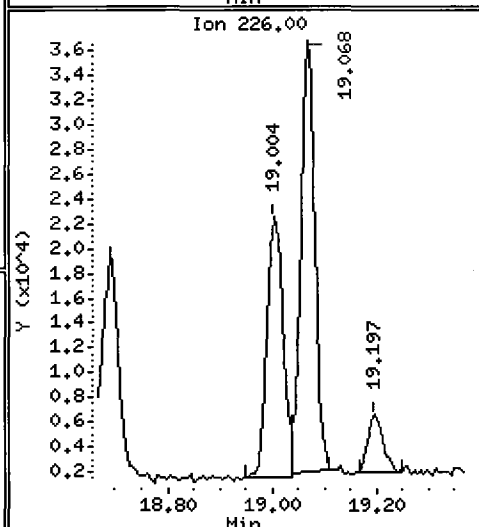
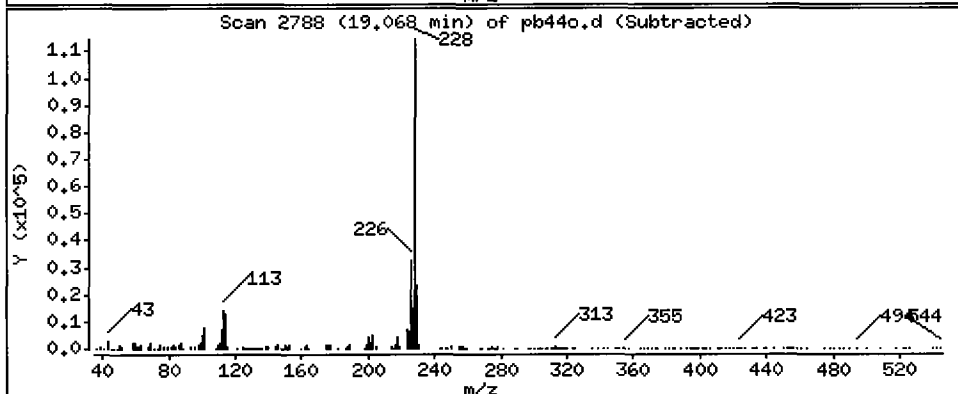
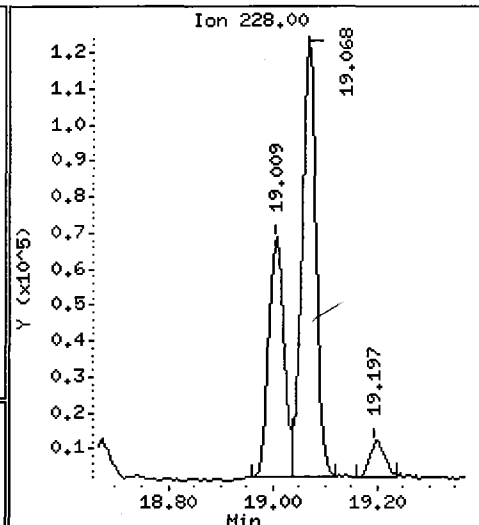
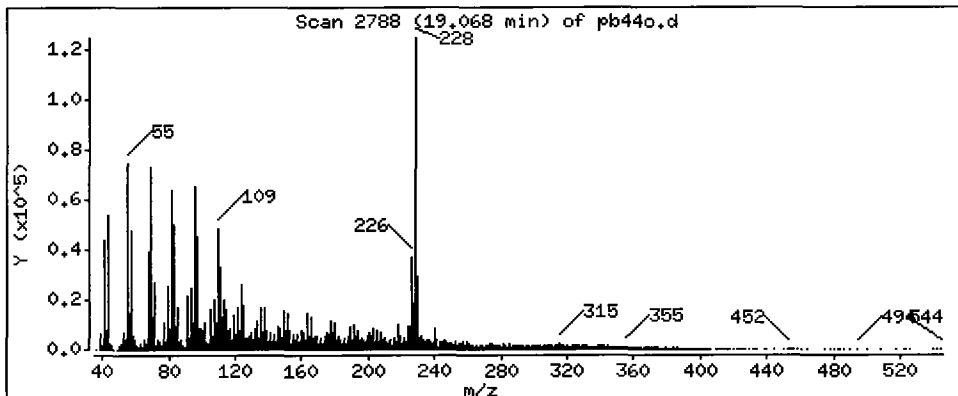
Operator: LJR/VTS

Column phase: ZB-5

Column diameter: 0.32

71 Chrysene

Concentration: 130.6 ug/kg



Date : 17-JUN-2009 00:03

Client ID: 3SED9-C

Instrument: nt4.i

Sample Info: PB440

Volume Injected (uL): 1.0

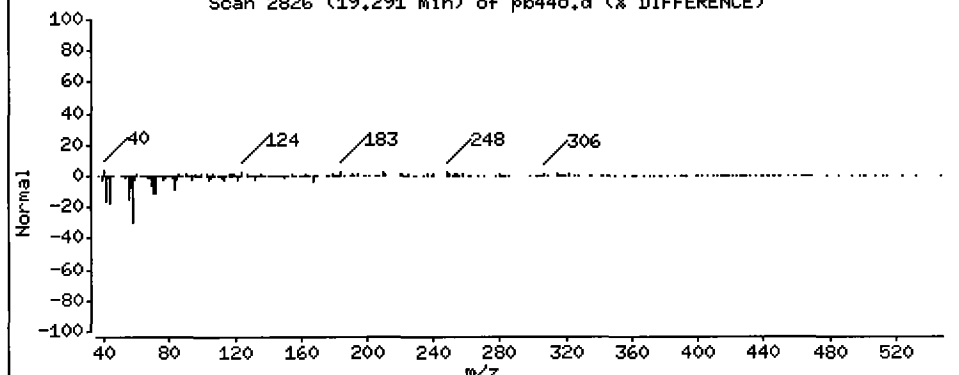
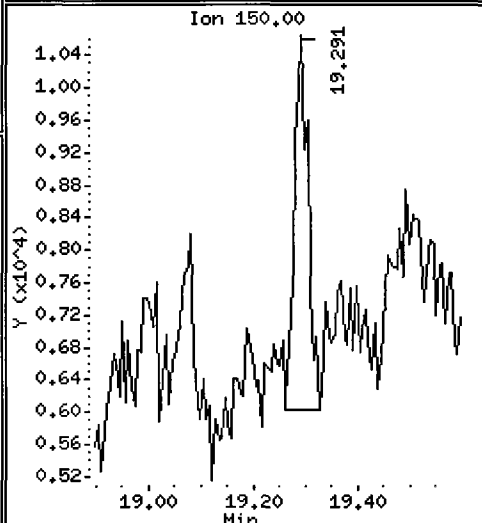
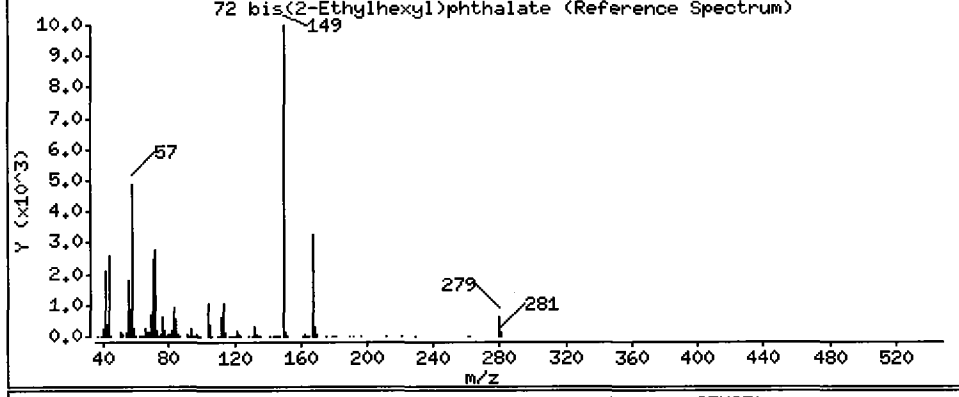
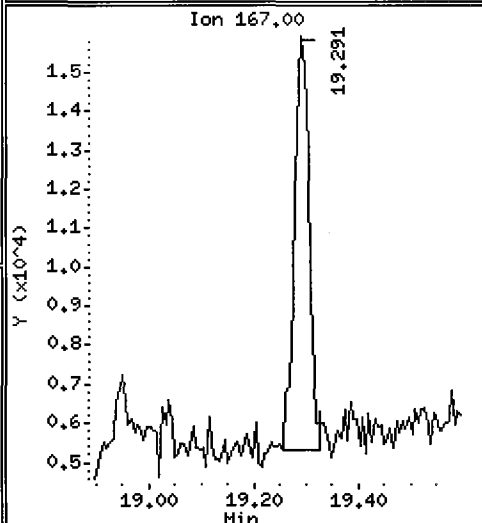
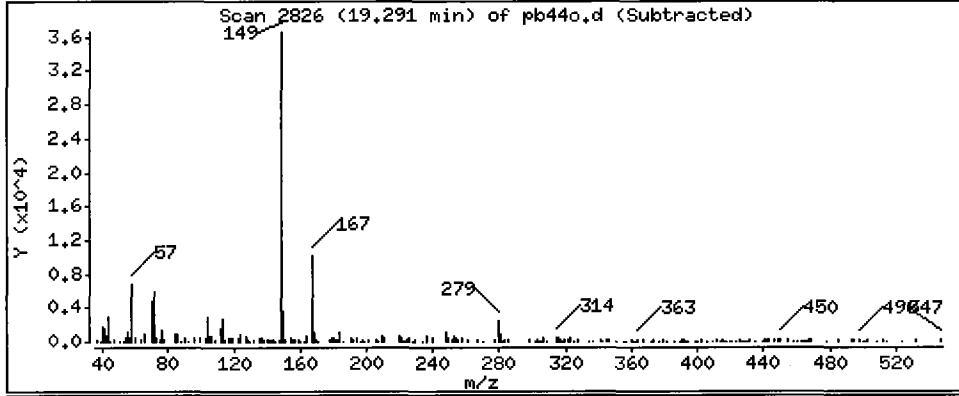
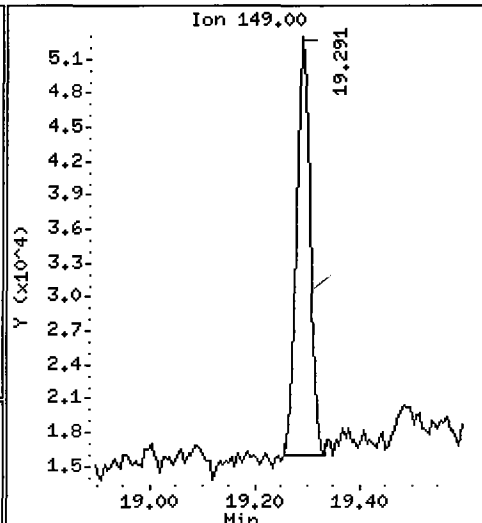
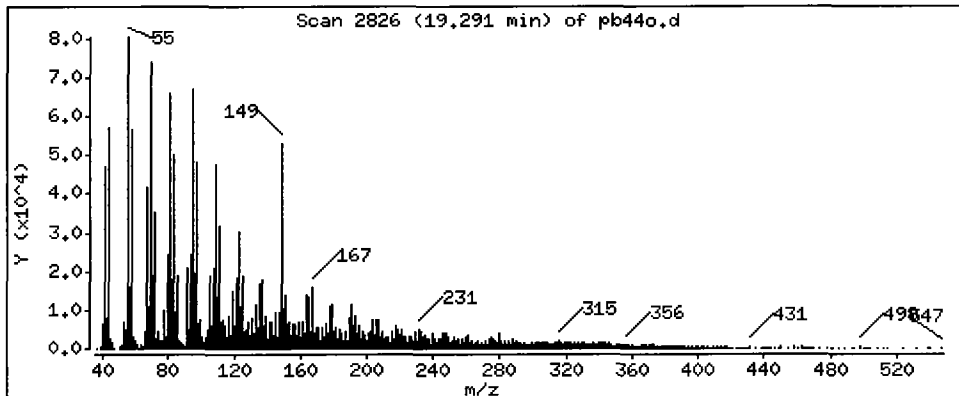
Operator: LJR/VTS

Column phase: ZB-5

Column diameter: 0.32

72 bis(2-Ethylhexyl)phthalate

Concentration: 50.33 ug/kg



Date : 17-JUN-2009 00:03

Client ID: 3SED9-C

Instrument: nt4.i

Sample Info: PB440

Volume Injected (uL): 1.0

Operator: LJR/VTS

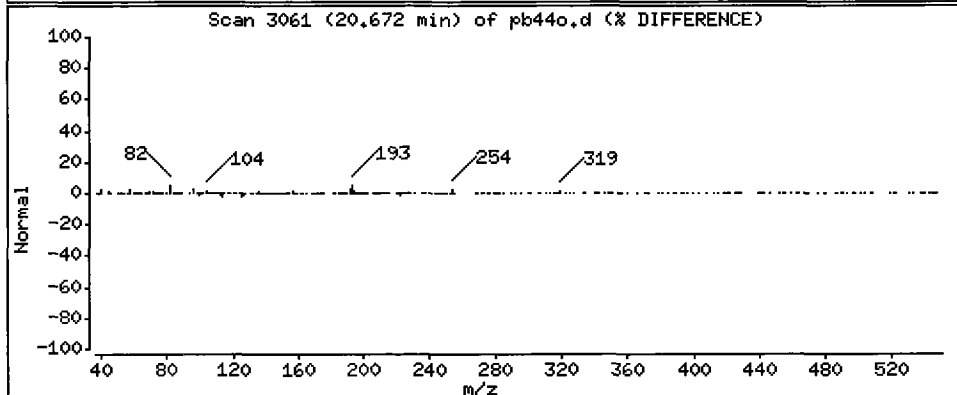
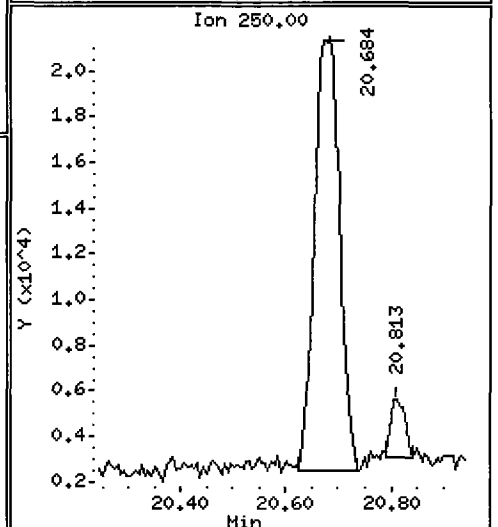
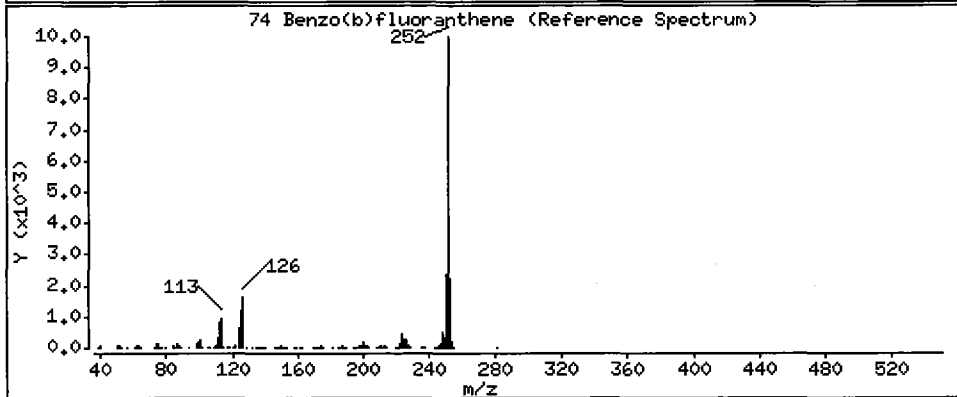
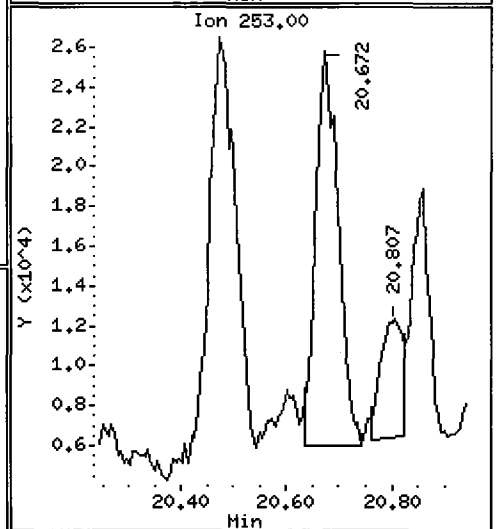
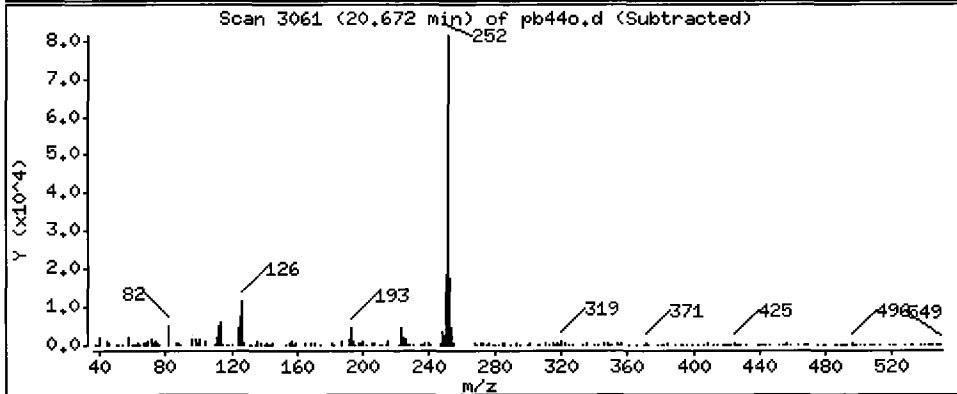
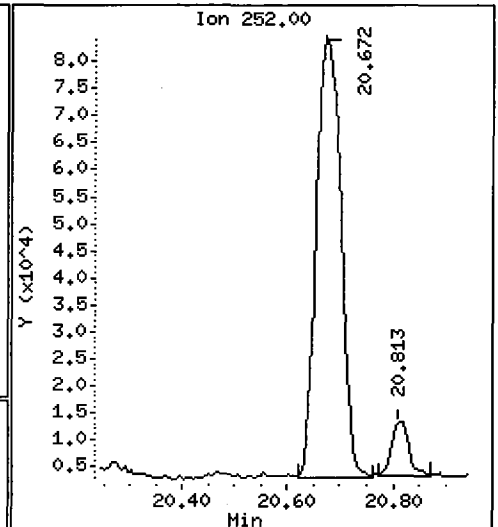
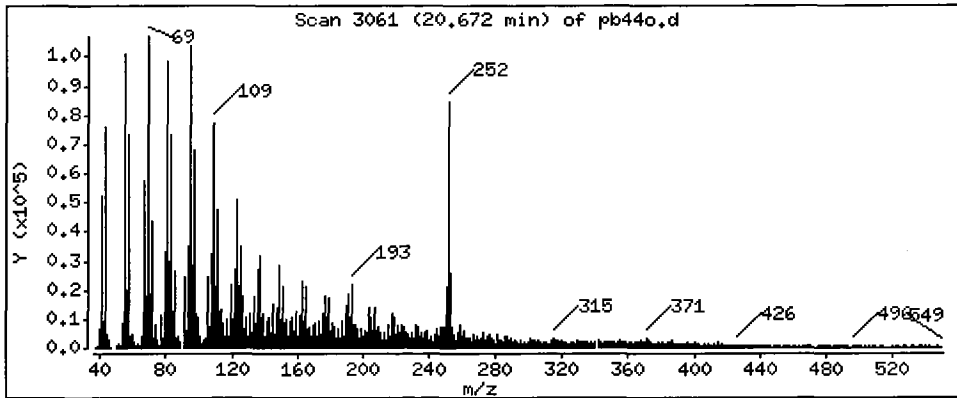
Column phase: ZB-5

Column diameter: 0.32

74 Benzo(b)fluoranthene

Concentration: 145.4 ug/kg

112



Date : 17-JUN-2009 00:03

Client ID: 3SED9-C

Instrument: nt4.i

Sample Info: PB440

Volume Injected (uL): 1.0

Operator: LJR/VTS

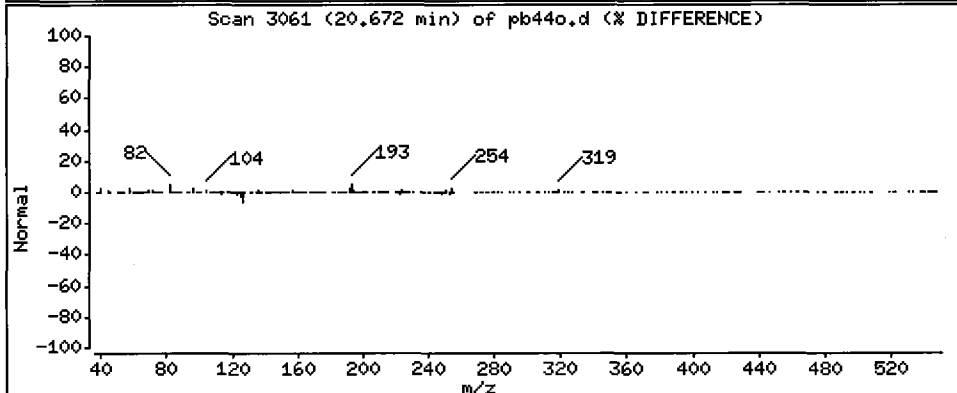
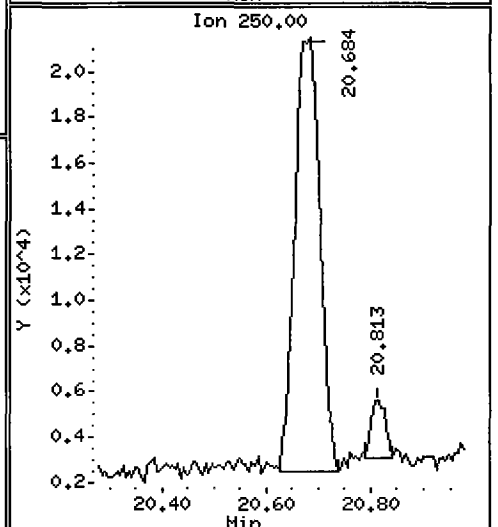
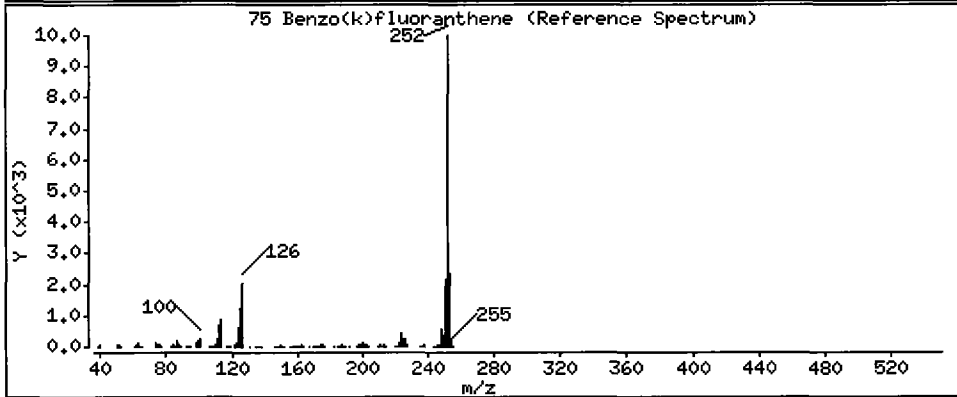
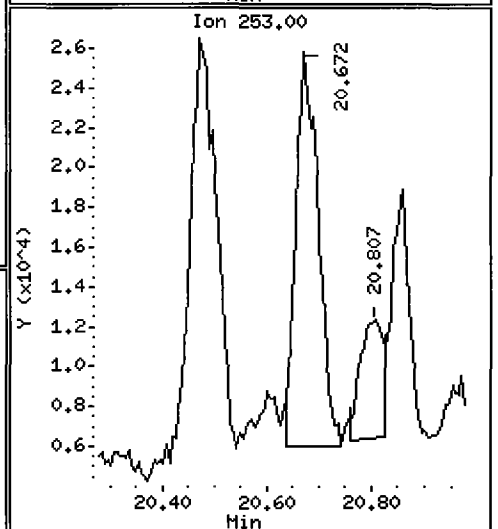
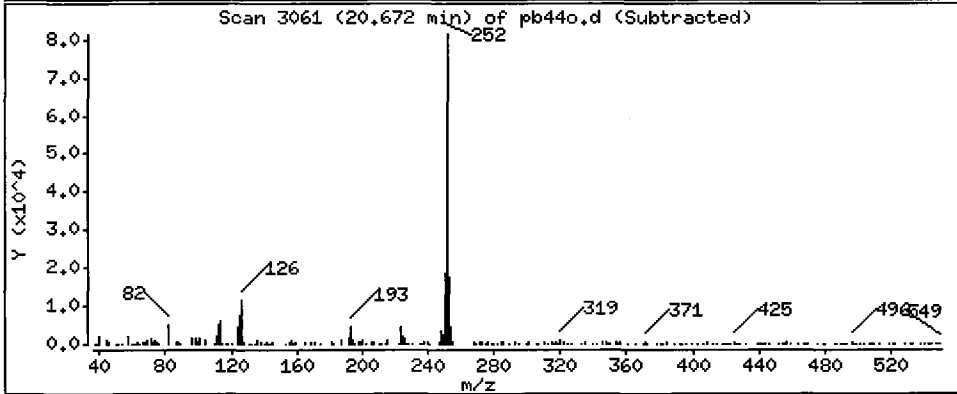
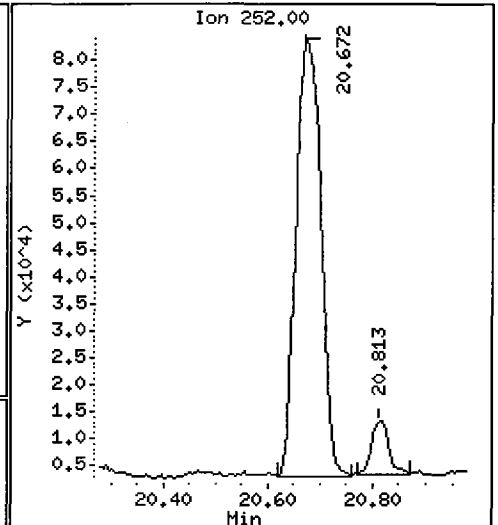
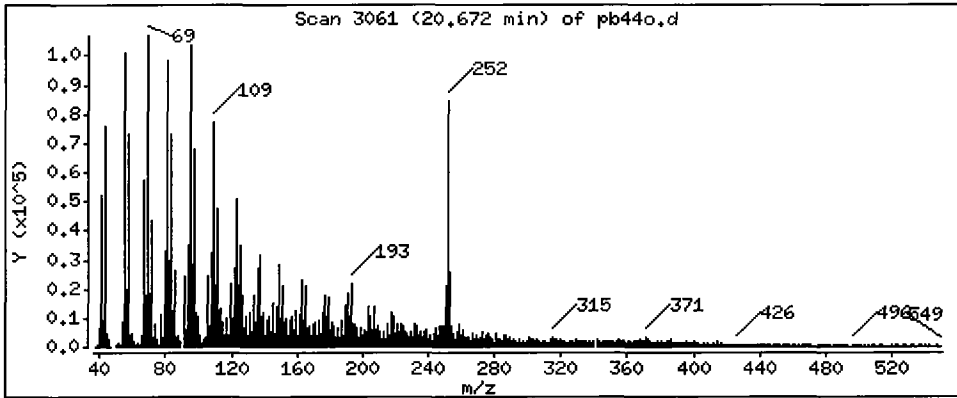
Column phase: ZB-5

Column diameter: 0.32

112

75 Benzo(k)fluoranthene

Concentration: 140.5 ug/kg



Date : 17-JUN-2009 00:03

Client ID: 3SED9-C

Instrument: nt4.i

Sample Info: PB440

Volume Injected (uL): 1.0

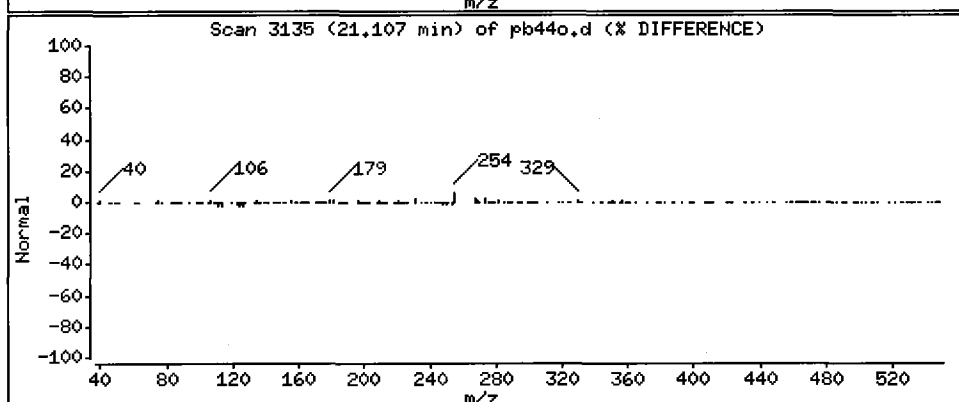
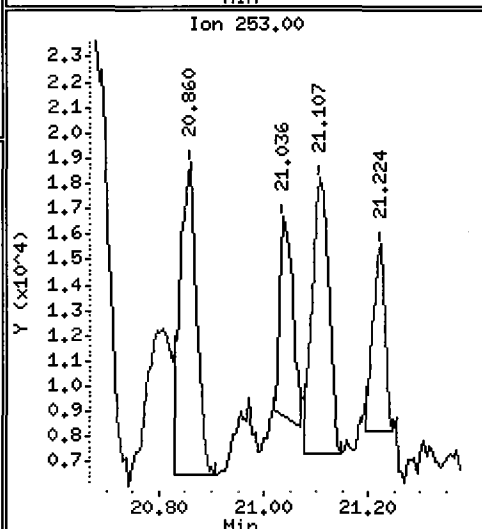
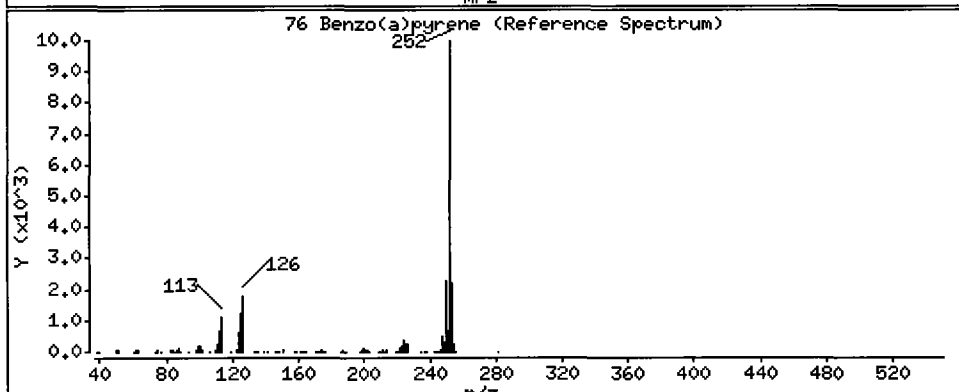
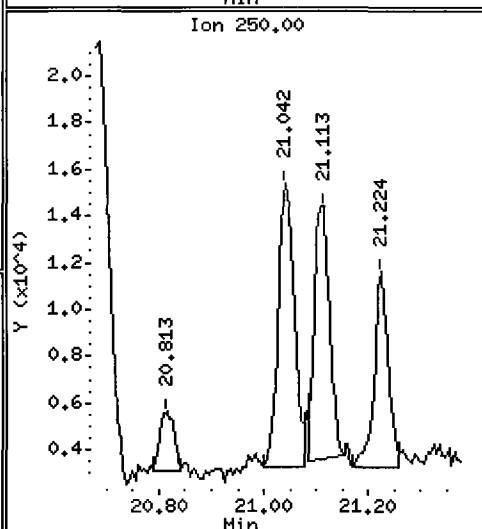
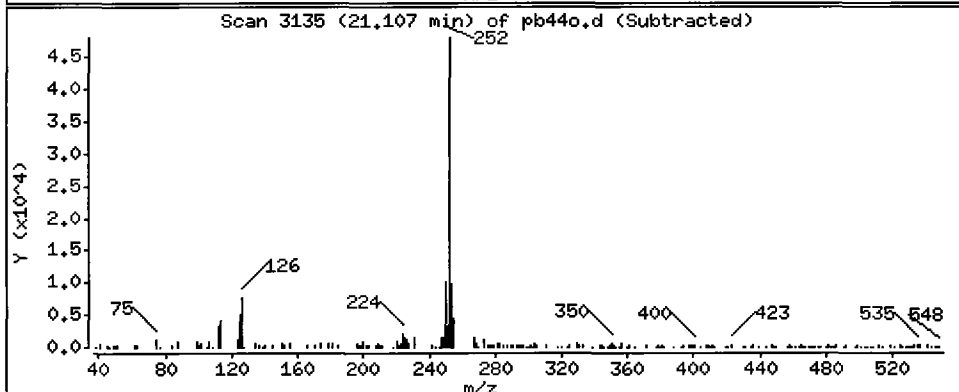
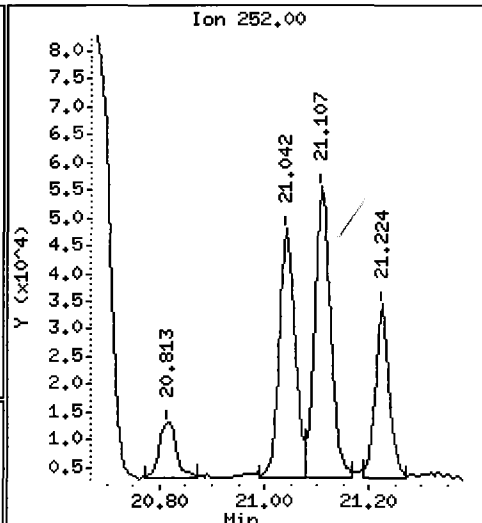
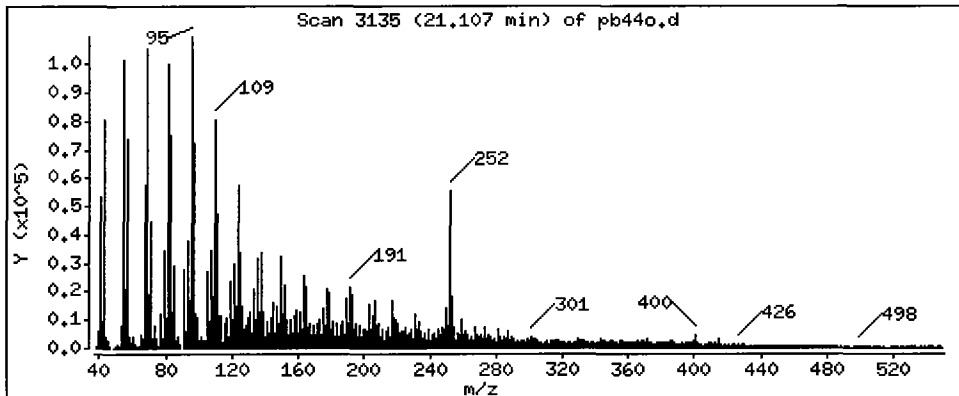
Operator: LJR/VTS

Column phase: ZB-5

Column diameter: 0.32

76 Benzo(a)pyrene

Concentration: 66.92 ug/kg



Date : 17-JUN-2009 00:03

Client ID: 3SED9-C

Instrument: nt4.i

Sample Info: PB440

Volume Injected (uL): 1.0

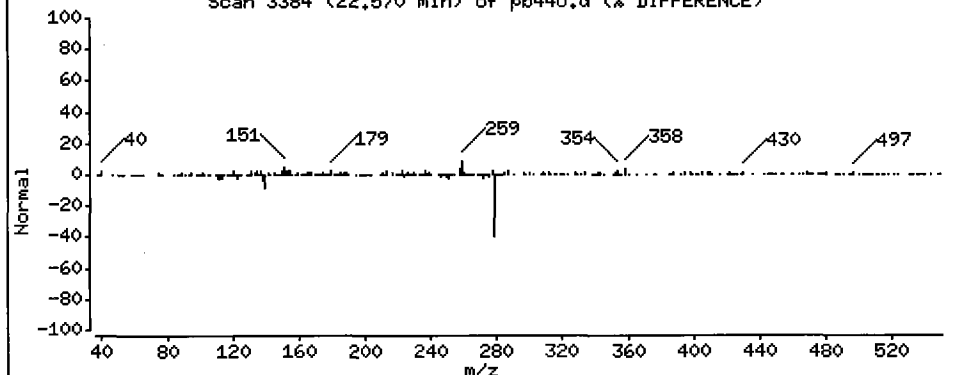
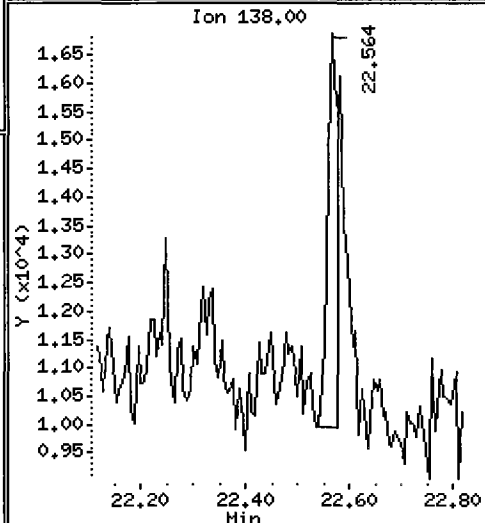
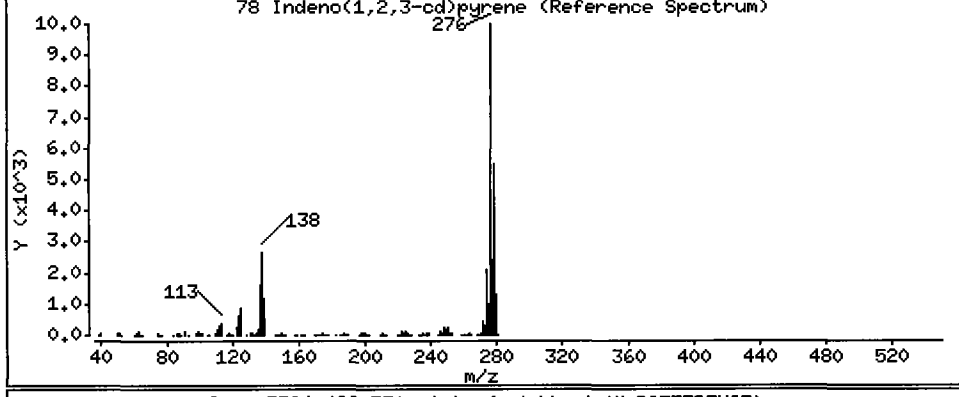
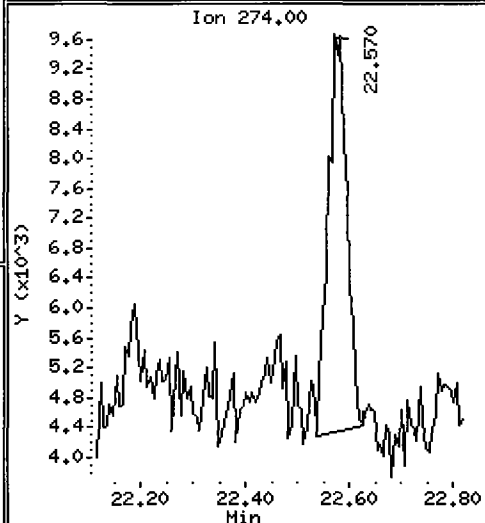
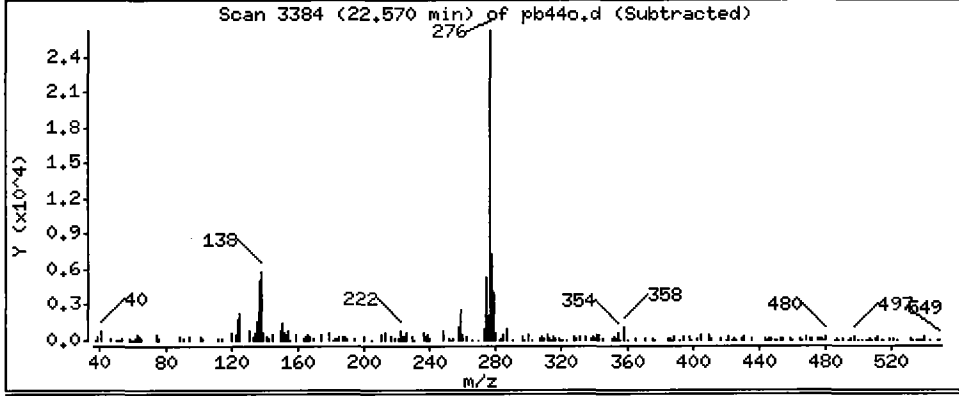
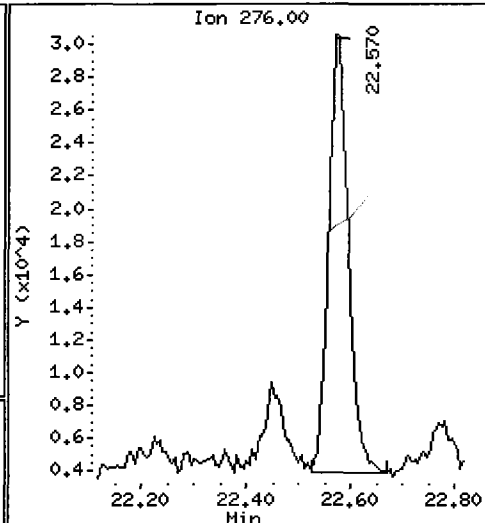
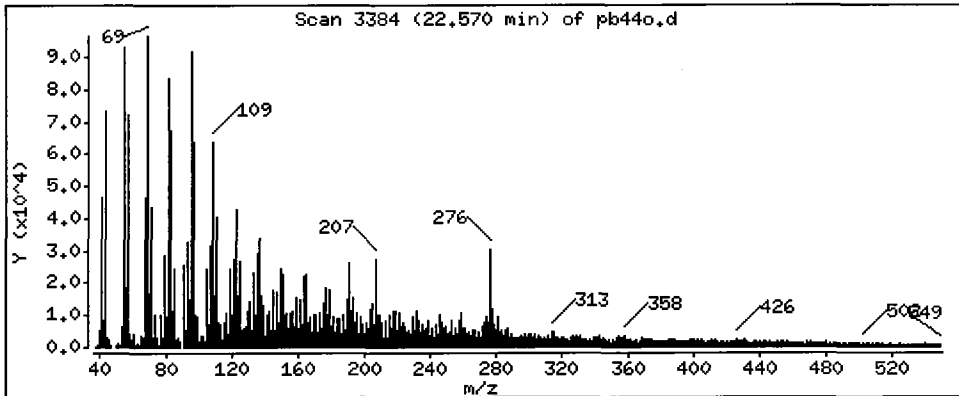
Operator: LJR/VTS

Column phase: ZB-5

Column diameter: 0.32

78 Indeno(1,2,3-cd)pyrene

Concentration: 34.61 ug/kg



Date : 17-JUN-2009 00:03

Client ID: 3SED9-C

Instrument: nt4.i

Sample Info: PB440

Volume Injected (uL): 1.0

Operator: LJR/VTS

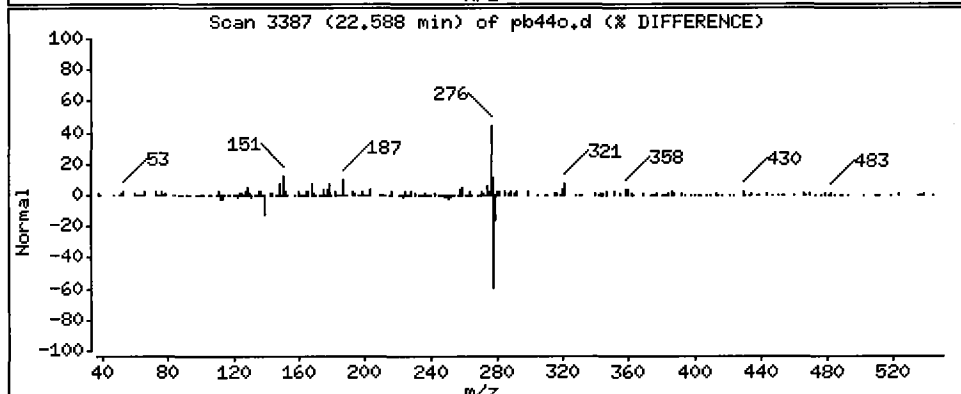
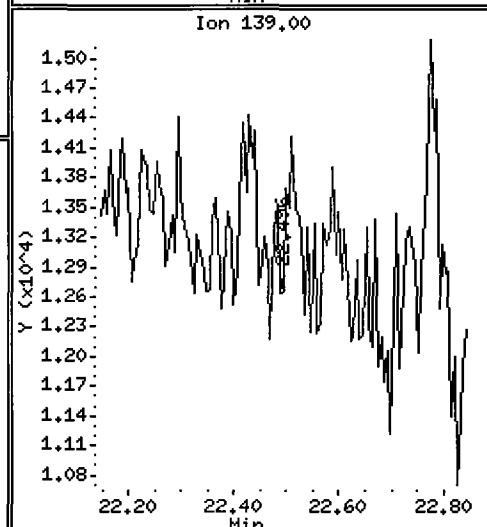
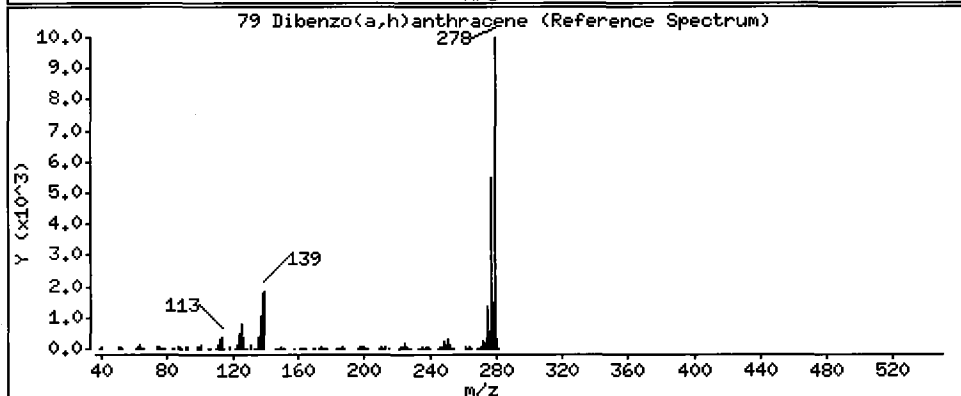
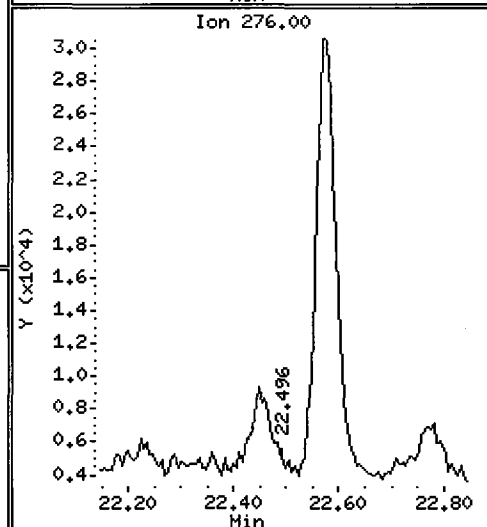
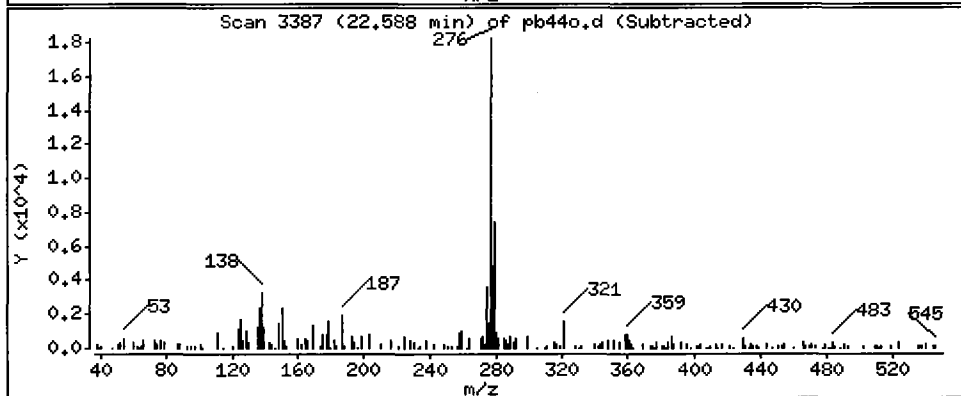
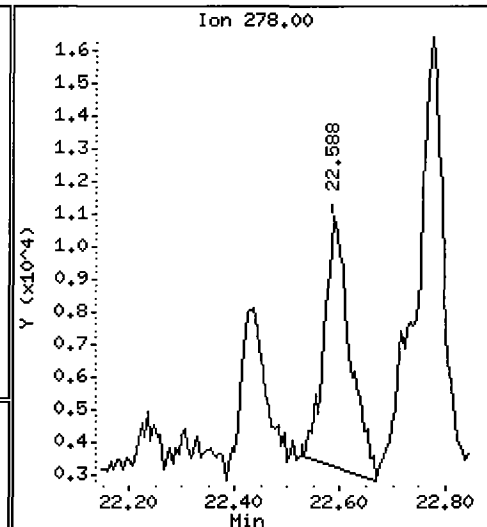
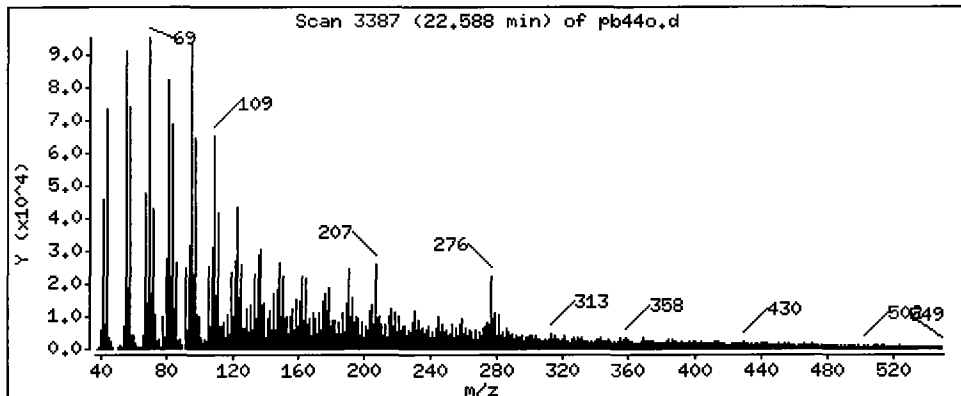
Column phase: ZB-5

Column diameter: 0.32

ELM

79 Dibenzo(a,h)anthracene

Concentration: 15.83 ug/kg



Date : 17-JUN-2009 00:03

Client ID: 3SED9-C

Instrument: nt4.i

Sample Info: PB440

Volume Injected (uL): 1.0

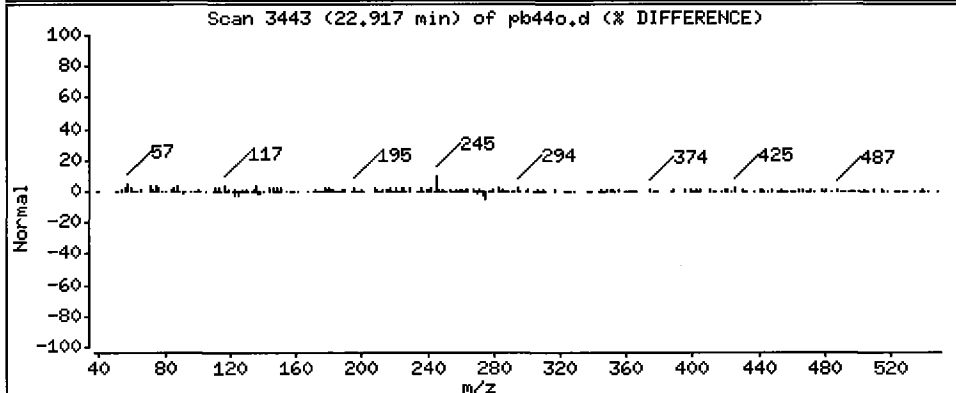
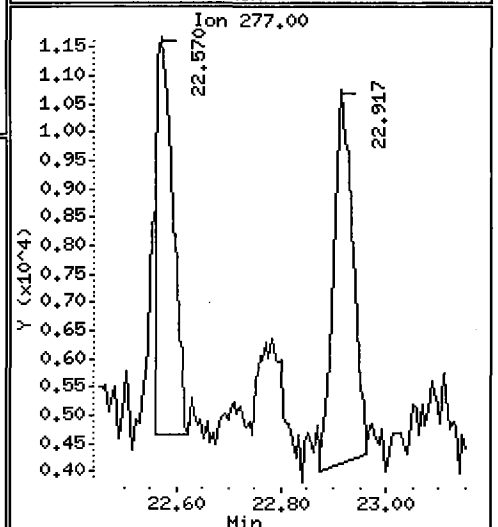
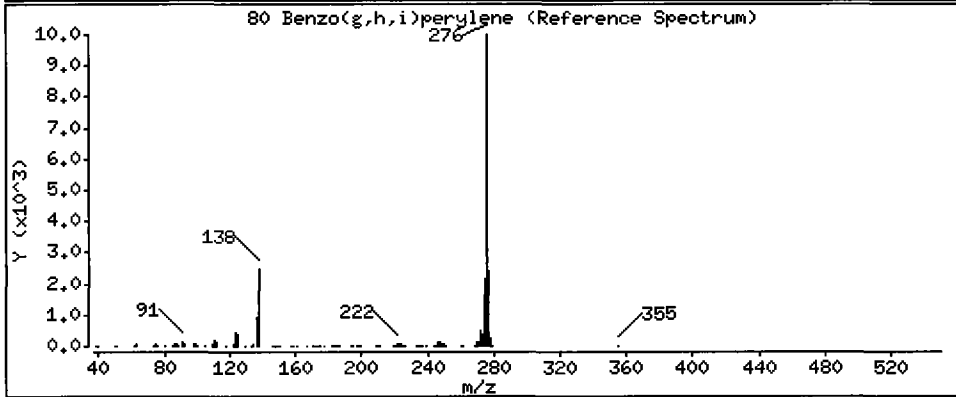
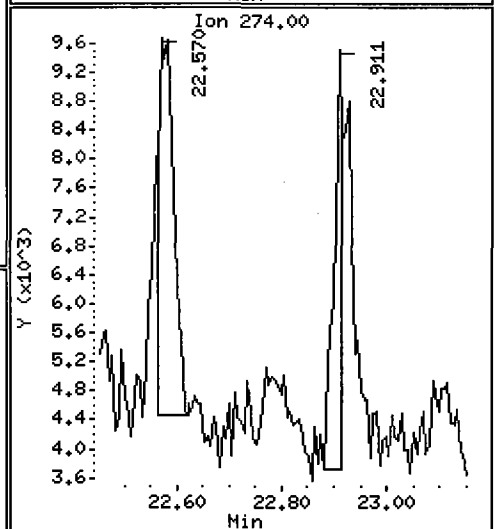
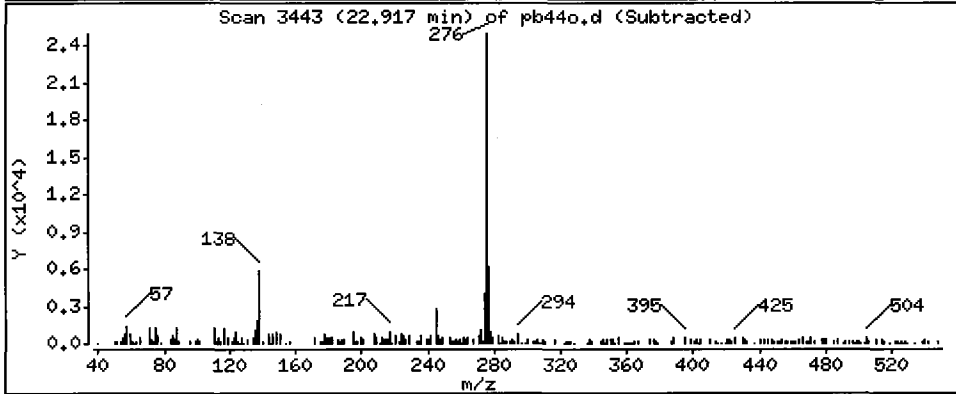
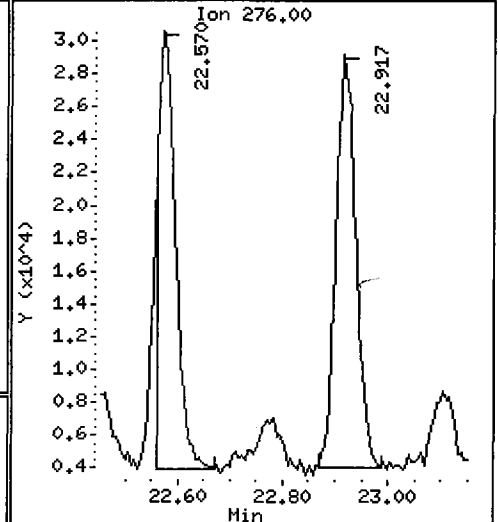
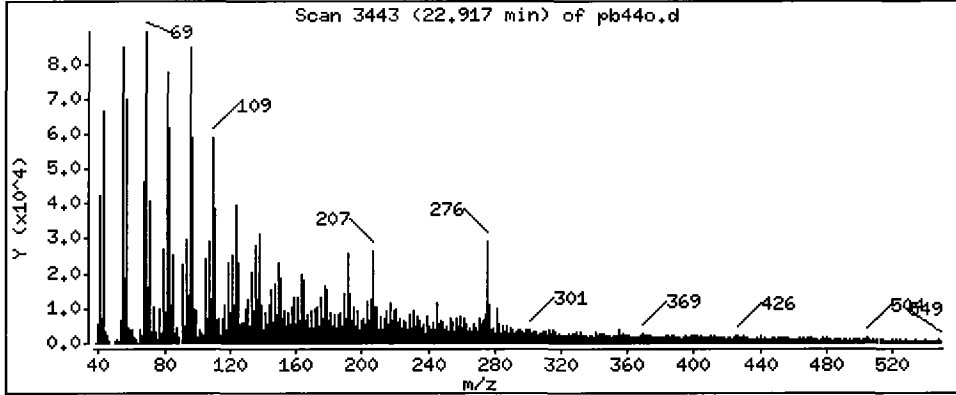
Operator: LJR/VTS

Column phase: ZB-5

Column diameter: 0.32

80 Benzo(g,h,i)perylene

Concentration: 35.50 ug/kg



Semivolatile Analysis
Standard Raw Data

prepared
for

ENVIROMENTAL SCIENCE CORP.

Project: JELD-WEN NORD DOOR

ARI JOB NO: PB44

prepared
by

Analytical Resources, Inc.

PB44 : 00411

6B
SEMIVOLATILE 8270-D INITIAL CALIBRATION DATA

Lab Name: ANALYTICAL RESOURCES, INC

Client: ESC

ARI Job No: PB44

Project: JELD-WEN NORD DOOR

Instrument ID: NT4

Calibration Date: 05/08/09

LAB FILE ID: RRF1 =0010508	RRF5 =0050508	RRF10 =0100508
RRF25 =0250508	RRF40 =0400508	RRF80 =C800508

COMPOUND	RRF 1	RRF 5	RRF 10	RRF 25	RRF 40	RRF 80	RRF	%RSD /R^2
Phenol	2.500	2.630	2.587	2.378	2.218	1.989	2.384	10.2
Bis(2-Chloroethyl) ether	1.840	1.903	1.882	1.769	1.709	1.552	1.776	7.4
2-Chlorophenol	1.472	1.538	1.553	1.475	1.412	1.373	1.470	4.8
1,3-Dichlorobenzene	1.629	1.695	1.689	1.612	1.593	1.511	1.622	4.2
1,4-Dichlorobenzene	1.670	1.706	1.671	1.612	1.596	1.490	1.624	4.8
1,2-Dichlorobenzene	1.583	1.615	1.596	1.506	1.478	1.387	1.528	5.7
Benzyl alcohol	1.109	1.196	1.208	1.137	1.107	1.045	1.134	5.4
2,2'-oxybis(1-Chloropropane)	2.365	2.419	2.365	2.098	1.961	1.582	2.132	15.2
2-Methylphenol	1.502	1.633	1.677	1.551	1.484	1.406	1.542	6.5
Hexachloroethane	0.679	0.766	0.752	0.711	0.698	0.636	0.707	6.8
N-Nitroso-di-n-propylamine	1.462	1.531	1.522	1.355	1.301	1.172	1.390	10.1
4-Methylphenol	1.586	1.725	1.742	1.632	1.534	1.419	1.606	7.6
Nitrobenzene	0.631	0.651	0.618	0.551	0.524	0.434	0.568	14.5
Isophorone	1.028	1.105	1.062	0.995	0.972	0.902	1.011	7.1
2-Nitrophenol		0.231	0.235	0.227	0.226	0.218	0.227	2.6
2,4-Dimethylphenol	0.495	0.532	0.524	0.491	0.470	0.423	0.489	8.1
Bis(2-Chloroethoxy)methane	0.581	0.638	0.604	0.562	0.553	0.495	0.572	8.5
2,4-Dichlorophenol	0.316	0.339	0.339	0.329	0.318	0.304	0.324	4.3
1,2,4-Trichlorobenzene	0.372	0.395	0.383	0.366	0.363	0.332	0.368	5.9
Naphthalene	1.213	1.261	1.181	1.128	1.103	0.942	1.138	9.8
Benzoic acid		0.319	0.359	0.382	0.383	0.375	0.364	7.4
4-Chloroaniline	0.495	0.521	0.503	0.468	0.445	0.393	0.471	9.9
Hexachlorobutadiene	0.187	0.203	0.192	0.185	0.183	0.168	0.186	6.2
4-Chloro-3-methylphenol		0.433	0.435	0.411	0.393	0.354	0.405	8.3
2-Methylnaphthalene	0.642	0.692	0.675	0.631	0.610	0.552	0.634	7.8
Hexachlorocyclopentadiene		0.356	0.381	0.389	0.389	0.371	0.377	3.7
2,4,6-Trichlorophenol		0.433	0.426	0.422	0.422	0.408	0.422	2.2
2,4,5-Trichlorophenol		0.446	0.462	0.455	0.440	0.429	0.446	2.8
2-Chloronaphthalene	1.322	1.393	1.316	1.251	1.240	1.081	1.267	8.4
2-Nitroaniline		0.608	0.592	0.532	0.507	0.454	0.539	11.7
Acenaphthylene	2.126	2.273	2.223	2.083	2.047	1.802	2.092	7.9
Dimethylphthalate	1.413	1.534	1.483	1.401	1.411	1.304	1.424	5.5
2,6-Dinitrotoluene		0.339	0.339	0.322	0.328	0.307	0.327	4.0
Acenaphthene	1.276	1.386	1.331	1.257	1.256	1.126	1.272	6.9
3-Nitroaniline		0.395	0.391	0.340	0.296	0.227	0.330	21.3
2,4-Dinitrophenol		0.138	0.176	0.201	0.203	0.206	0.185	15.7
Dibenzofuran	1.820	1.961	1.916	1.748	1.693	1.552	1.782	8.5

<- Outside QC limits: %RSD <20% or R^2 > 0.990

6C
SEMIVOLATILE 8270-D INITIAL CALIBRATION DATA

Lab Name: ANALYTICAL RESOURCES, INC

Client: ESC

ARI Job No: PB44

Project: JELD-WEN NORD DOOR

Instrument ID: NT4

Calibration Date: 05/08/09

LAB FILE ID:	RRF1 =0010508	RRF5 =0050508	RRF10 =0100508	RRF25 =0250508	RRF40 =0400508	RRF80 =C800508		
COMPOUND	RRF 1	RRF 5	RRF 10	RRF 25	RRF 40	RRF 80	RRF	%RSD /R^2
4-Nitrophenol		0.252	0.259	0.255	0.266	0.225	0.251	6.2
2,4-Dinitrotoluene		0.461	0.449	0.426	0.433	0.411	0.436	4.4
Fluorene	1.408	1.545	1.500	1.390	1.384	1.195	1.404	8.6
4-Chlorophenyl-phenylether	0.683	0.726	0.700	0.653	0.645	0.578	0.664	7.7
Diethylphthalate	1.471	1.633	1.571	1.472	1.455	1.285	1.481	8.0
4-Nitroaniline		0.379	0.357	0.346	0.327	0.319	0.346	7.0
4,6-Dinitro-2-methylphenol		0.150	0.166	0.171	0.166	0.169	0.164	5.0
N-Nitrosodiphenylamine (1)	0.653	0.692	0.676	0.644	0.636	0.596	0.650	5.1
4-Bromophenyl-phenylether	0.228	0.242	0.241	0.232	0.230	0.214	0.231	4.4
Hexachlorobenzene	0.242	0.250	0.253	0.239	0.233	0.222	0.240	4.6
Pentachlorophenol		0.140	0.152	0.160	0.155	0.155	0.152	4.8
Phenanthrene	1.350	1.378	1.332	1.261	1.214	1.124	1.276	7.5
Anthracene	1.333	1.396	1.362	1.297	1.255	1.132	1.296	7.3
Carbazole	1.110	1.204	1.132	1.078	1.054	1.000	1.096	6.4
Di-n-butylphthalate	1.399	1.520	1.503	1.440	1.390	1.242	1.416	7.1
Fluoranthene	1.279	1.373	1.312	1.279	1.232	1.119	1.266	6.8
Pyrene	1.724	1.903	1.788	1.751	1.661	1.504	1.722	7.8
Butylbenzylphthalate	0.773	0.835	0.832	0.814	0.801	0.751	0.801	4.2
Benzo(a)anthracene	1.422	1.482	1.426	1.381	1.333	1.240	1.381	6.1
3,3'-Dichlorobenzidine		0.554	0.523	0.463	0.421	0.374	0.467	15.7
Chrysene	1.388	1.479	1.408	1.334	1.295	1.197	1.350	7.3
bis(2-Ethylhexyl)phthalate	0.633	0.696	0.670	0.647	0.640	0.596	0.647	5.2
Di-n-octylphthalate	1.142	1.162	1.138	1.074	1.064	0.984	1.094	6.1
Benzo(b)fluoranthene	1.376	1.538	1.430	1.388	1.341	1.311	1.397	5.7
Benzo(k)fluoranthene	1.531	1.522	1.550	1.364	1.398	1.311	1.446	7.0
Benzo(a)pyrene	1.213	1.351	1.323	1.234	1.241	1.132	1.249	6.3
Indeno(1,2,3-cd)pyrene	1.514	1.664	1.586	1.545	1.569	1.534	1.569	3.4
Dibenzo(a,h)anthracene	1.203	1.326	1.314	1.273	1.312	1.245	1.279	3.7
Benzo(g,h,i)perylene	1.390	1.489	1.442	1.389	1.414	1.381	1.418	2.9
N-Nitrosodimethylamine		1.208	1.222	1.149	1.126	1.072	1.155	5.3
Aniline		3.127	3.014	2.714	2.518	2.291	2.733	12.6
Benzidine		0.897	0.678	0.638	0.563	0.500	0.655	0.995
Pyridine		1.993	2.017	1.895	1.816	1.746	1.893	6.1
1-methylnaphthalene	0.618	0.654	0.633	0.603	0.594	0.532	0.606	7.0
Azobenzene (1,2-DP-Hydrazine)	2.056	2.200	2.112	1.897	1.813	1.502	1.930	13.1
2-Fluorophenol		1.592	1.616	1.541	1.480	1.433	1.532	5.0

(1) Cannot be separated from Diphenylamine
 <- Outside QC limits: %RSD <20% or R^2 > 0.990

Analytical Resources, Inc.

INITIAL CALIBRATION DATA

Start Cal Date : 08-MAY-2009 11:56
 End Cal Date : 08-MAY-2009 15:22
 Quant Method : ISTD
 Origin : Disabled
 Target Version : 3.50
 Integrator : HP RTE
 Method file : /chem3/nt4.i/20090511.b/SW846.m
 Cal Date : 11-May-2009 11:26 jeff
 Curve Type : Average

Calibration File Names:

Level 1: /chem3/nt4.i/20090508.b/0010508.d
 Level 2: /chem3/nt4.i/20090508.b/0050508.d
 Level 3: /chem3/nt4.i/20090508.b/0100508.d
 Level 4: /chem3/nt4.i/20090508.b/0250508.d
 Level 5: /chem3/nt4.i/20090508.b/0400508.d
 Level 6: /chem3/nt4.i/20090508.b/c800508.d

Compound	1.000 Level 1	5.000 Level 2	10.000 Level 3	25.000 Level 4	40.000 Level 5	80.000 Level 6	RRF	% RSD
186 Carbaryl	0.59370	0.70383	0.72312	0.70442	0.67657	0.51018	0.65197	12.761
179 n-Decane	1.94119	2.06036	1.99087	1.75570	1.61297	1.37396	1.78918	14.615
180 n-Octadecane	0.70694	0.76505	0.74131	0.65732	0.59452	0.48098	0.65769	16.115
169 4-tert-Butylphenol	++++	++++	++++	++++	++++	++++	++++	++++
170 N,N-Dimethylaniline	++++	++++	++++	++++	++++	++++	++++	++++
171 2,3-Dimethylaniline	++++	++++	++++	++++	++++	++++	++++	++++
172 2,4-Dimethylaniline	++++	++++	++++	++++	++++	++++	++++	++++
173 2,5-Dimethylaniline	++++	++++	++++	++++	++++	++++	++++	++++
174 2,6-Dimethylaniline	++++	++++	++++	++++	++++	++++	++++	++++
175 3,4-Dimethylaniline	++++	++++	++++	++++	++++	++++	++++	++++
176 3,5-Dimethylaniline	++++	++++	++++	++++	++++	++++	++++	++++
177 p-Benzoquinone	++++	++++	++++	++++	++++	++++	++++	++++
168 Pentachlorobenzene	0.48603	0.51553	0.49391	0.46233	0.46598	0.42492	0.47478	6.575
145 4,4'-DDE	++++	++++	++++	++++	++++	++++	++++	++++
146 4,4'-DDD	++++	++++	++++	++++	++++	++++	++++	++++
147 4,4'-DDT	++++	++++	++++	++++	++++	++++	++++	++++
148 Dieldrin	++++	++++	++++	++++	++++	++++	++++	++++
149 TCMX	++++	++++	++++	++++	++++	++++	++++	++++
150 DCBP	++++	++++	++++	++++	++++	++++	++++	++++
138 Chlorobenzilate	++++	++++	++++	++++	++++	++++	++++	++++
139 Isodrin	++++	++++	++++	++++	++++	++++	++++	++++

Analytical Resources, Inc.

INITIAL CALIBRATION DATA

Start Cal Date : 08-MAY-2009 11:56
 End Cal Date : 08-MAY-2009 15:22
 Quant Method : ISTD
 Origin : Disabled
 Target Version : 3.50
 Integrator : HP RTE
 Method file : /chem3/nt4.i/20090511.b/SW846.m
 Cal Date : 11-May-2009 11:26 jeff
 Curve Type : Average

Compound	1.000 Level 1	5.000 Level 2	10.000 Level 3	25.000 Level 4	40.000 Level 5	80.000 Level 6	RRF	% RSD	
140 Diallate A	++++	++++	++++	++++	++++	++++	++++	++++	<-
141 Diallate B	++++	++++	++++	++++	++++	++++	++++	++++	<-
142 1,2-Dibromo-3-Chloropropane	++++	++++	++++	++++	++++	++++	++++	++++	<-
135 2,3,5,6-Tetrachlorophenol	++++	++++	++++	++++	++++	++++	++++	++++	<-
136 2,3,4,5-tetrachlorophenol	++++	++++	++++	++++	++++	++++	++++	++++	<-
133 Butylatedhydroxytoluene	1.07937	1.09196	1.11081	1.02892	0.98970	0.84758	1.02472	9.516	
132 3,6-Dimethylphenanthrene	++++	++++	++++	++++	++++	++++	++++	++++	<-
131 1-Methylphenanthrene	++++	++++	++++	++++	++++	++++	++++	++++	<-
130 Dibenzothiophene	++++	++++	++++	++++	++++	++++	++++	++++	<-
129 1-Methylfluorene	++++	++++	++++	++++	++++	++++	++++	++++	<-
128 N-Hexadecane	++++	++++	++++	++++	++++	++++	++++	++++	<-
127 2-Isopropyl-naphthalene	++++	++++	++++	++++	++++	++++	++++	++++	<-
126 N-Tetradecane	++++	++++	++++	++++	++++	++++	++++	++++	<-
144 alpha-Terpineol	0.34425	0.35551	0.35097	0.30216	0.28039	0.23045	0.31062	15.894	
125 Safrole	++++	++++	++++	++++	++++	++++	++++	++++	<-
124 3,4-Dimethylphenol	++++	++++	++++	++++	++++	++++	++++	++++	<-
123 Acetophenone	2.25717	2.37498	2.33972	2.21030	2.13288	1.98314	2.21637	6.490	
122 Furfuraldehyde	++++	++++	++++	++++	++++	++++	++++	++++	<-
143 1,4-Dioxane	0.71441	0.73527	0.74021	0.70011	0.70374	0.66576	0.70992	3.813	
121 Quinoline	++++	++++	++++	++++	++++	++++	++++	++++	<-
120 2,3,4,6-Tetrachlorophenol	++++	++++	++++	++++	++++	++++	++++	++++	<-
178 2-Benzyl-4-Chlorophenol	++++	++++	++++	++++	++++	++++	++++	++++	<-
119 7,12-Dimethylbenz(a)anthracen	++++	++++	++++	++++	++++	++++	++++	++++	<-
118 Triphenyl Phosphate	0.24826	0.24849	0.25332	0.25344	0.24402	0.23564	0.24720	2.701	
117 Butyl Diphenyl Phosphate	0.39474	0.44104	0.42869	0.40383	0.37826	0.31814	0.39412	11.069	
116 Dibutyl Phenyl Phosphate	0.62409	0.70577	0.71598	0.68624	0.66742	0.62128	0.67013	6.023	
115 Tributyl Phosphate	1.23593	1.37430	1.34966	1.23896	1.17612	1.03648	1.23524	9.945	
114 Beta-Pinene	++++	++++	++++	++++	++++	++++	++++	++++	<-
113 Diphenyl Oxide	++++	0.94978	0.91926	0.85458	0.85439	0.80989	0.87758	6.395	

Analytical Resources, Inc.
INITIAL CALIBRATION DATA

Start Cal Date : 08-MAY-2009 11:56
 End Cal Date : 08-MAY-2009 15:22
 Quant Method : ISTD
 Origin : Disabled
 Target Version : 3.50
 Integrator : HP RTE
 Method file : /chem3/nt4.i/20090511.b/SW846.m
 Cal Date : 11-May-2009 11:26 jeff
 Curve Type : Average

Compound	1.000 Level 1	5.000 Level 2	10.000 Level 3	25.000 Level 4	40.000 Level 5	80.000 Level 6	RRF	% RSD	
112 Biphenyl	++++	1.97319	1.90349	1.74506	1.67111	1.38871	1.73631	13.172	
111 Azobenzene (1,2-DP-Hydrazine)	2.05576	2.19980	2.11214	1.89699	1.81287	1.50258	1.93002	13.093	
110 Tetrachloroguaiacol	0.11948	0.13533	0.13319	0.12802	0.12225	0.11585	0.12569	6.181	
109 3,4,5-Trichloroguaiacol	0.13934	0.16527	0.16250	0.15609	0.15170	0.14339	0.15305	6.733	
181 3,4,6-Trichloroguaiacol	0.38037	0.41951	0.43360	0.41849	0.40635	0.39165	0.40833	4.812	
108 4,5,6-Trichloroguaiacol	0.19029	0.21428	0.22437	0.22038	0.21627	0.20553	0.21185	5.820	
184 3,4-Dichloroguaiacol	0.43889	0.46946	0.47584	0.46622	0.44541	0.43885	0.45578	3.642	
107 4,5-Dichloroguaiacol	0.35522	0.38939	0.36397	0.37510	0.37125	0.36711	0.37034	3.117	
182 4,6-Dichloroguaiacol	0.47511	0.53247	0.57386	0.51446	0.48833	0.46238	0.50777	8.134	
185 4-Chloroguaiacol	0.74816	0.78557	0.79524	0.75878	0.74518	0.71202	0.75749	3.970	
106 Guaiacol	1.05496	1.13344	1.11944	1.05499	1.00298	0.94000	1.05097	6.880	
105 1-methylnaphthalene	0.61806	0.65436	0.63347	0.60320	0.59359	0.53166	0.60573	6.975	
151 1,2,4,5-Tetrachlorobenzene	++++	++++	++++	++++	++++	++++	++++	++++	<-
152 Benzo(e)pyrene	++++	++++	++++	++++	++++	++++	++++	++++	<-
153 Chlorpyrifos	++++	++++	++++	++++	++++	++++	++++	++++	<-
154 Diazinon	++++	++++	++++	++++	++++	++++	++++	++++	<-
155 Kelthane	++++	++++	++++	++++	++++	++++	++++	++++	<-
156 Methyl Parathion	++++	++++	++++	++++	++++	++++	++++	++++	<-
157 Ethyl Parathion	++++	++++	++++	++++	++++	++++	++++	++++	<-
158 Ethion	++++	++++	++++	++++	++++	++++	++++	++++	<-
159 4-Nonylphenol	++++	++++	++++	++++	++++	++++	++++	++++	<-
160 Tetraethyl Tin	++++	++++	++++	++++	++++	++++	++++	++++	<-
161 1,2,3-Trichloronaphthalene	++++	++++	++++	++++	++++	++++	++++	++++	<-
162 1,2,3,4-Tetrachloronaphthalene	++++	++++	++++	++++	++++	++++	++++	++++	<-
163 1,2,3,5,8-Pentachloronaphthal	++++	++++	++++	++++	++++	++++	++++	++++	<-
164 1,2,3,4,6,7-Hexachloronaphtha	++++	++++	++++	++++	++++	++++	++++	++++	<-
165 1,2,3,4,5,6,7-Heptachloronaph	++++	++++	++++	++++	++++	++++	++++	++++	<-
166 Octachloronaphthalene	++++	++++	++++	++++	++++	++++	++++	++++	<-
167 2,2',4,4',5-Pentabromobipheny	++++	++++	++++	++++	++++	++++	++++	++++	<-

Analytical Resources, Inc.

INITIAL CALIBRATION DATA

Start Cal Date : 08-MAY-2009 11:56
 End Cal Date : 08-MAY-2009 15:22
 Quant Method : ISTD
 Origin : Disabled
 Target Version : 3.50
 Integrator : HP RTE
 Method file : /chem3/nt4.i/20090511.b/SW846.m
 Cal Date : 11-May-2009 11:26 jeff
 Curve Type : Average

Compound	1.000 Level 1	5.000 Level 2	10.000 Level 3	25.000 Level 4	40.000 Level 5	80.000 Level 6	RRF	% RSD
3 Phenol	2.50009	2.63027	2.58662	2.37826	2.21829	1.98924	2.38379	10.250
4 Bis(2-Chloroethyl) ether	1.83965	1.90273	1.88159	1.76867	1.70937	1.55252	1.77575	7.372
6 2-Chlorophenol	1.47238	1.53813	1.55342	1.47480	1.41185	1.37283	1.47057	4.755
7 1,3-Dichlorobenzene	1.62944	1.69472	1.68866	1.61201	1.59295	1.51119	1.62149	4.184
9 1,4-Dichlorobenzene	1.67030	1.70587	1.67135	1.61253	1.59598	1.49007	1.62435	4.764
11 Benzyl alcohol	1.10882	1.19554	1.20857	1.13744	1.10670	1.04542	1.13375	5.378
12 1,2-Dichlorobenzene	1.58269	1.61541	1.59563	1.50603	1.47835	1.38688	1.52750	5.712
13 2-Methylphenol	1.50199	1.63345	1.67734	1.55134	1.48419	1.40602	1.54239	6.496
14 2,2'-oxybis(1-Chloropropane)	2.36480	2.41877	2.36531	2.09784	1.96091	1.58185	2.13158	15.187
15 4-Methylphenol	1.58579	1.72535	1.74210	1.63215	1.53400	1.41888	1.60638	7.576
16 N-Nitroso-di-n-propylamine	1.46226	1.53136	1.52256	1.35507	1.30108	1.17260	1.39082	10.125
17 Hexachloroethane	0.67892	0.76584	0.75216	0.71119	0.69800	0.63618	0.70705	6.755
19 Nitrobenzene	0.63124	0.65096	0.61826	0.55120	0.52367	0.43355	0.56815	14.457
20 Isophorone	1.02823	1.10545	1.06207	0.99545	0.97159	0.90228	1.01084	7.057
21 2-Nitrophenol	++++	0.23078	0.23466	0.22715	0.22642	0.21859	0.22752	2.625
22 2,4-Dimethylphenol	0.49515	0.53178	0.52415	0.49137	0.47025	0.42313	0.48930	8.072
23 Bis(2-Chloroethoxy)methane	0.58069	0.63760	0.60358	0.56175	0.55298	0.49476	0.57189	8.498
24 Benzoic acid	++++	0.31874	0.35896	0.38243	0.38318	0.37513	0.36369	7.410
25 2,4-Dichlorophenol	0.31559	0.33930	0.33876	0.32938	0.31759	0.30435	0.32416	4.316
26 1,2,4-Trichlorobenzene	0.37250	0.39531	0.38348	0.36587	0.36304	0.33176	0.36866	5.875
28 Naphthalene	1.21335	1.26082	1.18102	1.12851	1.10323	0.94245	1.13823	9.795
29 4-Chloroaniline	0.49521	0.52113	0.50279	0.46794	0.44529	0.39277	0.47085	9.916
30 Hexachlorobutadiene	0.18747	0.20340	0.19230	0.18467	0.18280	0.16828	0.18649	6.203
31 4-Chloro-3-methylphenol	++++	0.43333	0.43519	0.41099	0.39341	0.35379	0.40534	8.280
32 2-Methylnaphthalene	0.64242	0.69205	0.67508	0.63069	0.61023	0.55232	0.63380	7.850
33 Hexachlorocyclopentadiene	++++	0.35560	0.38061	0.38874	0.38875	0.37106	0.37695	3.710
34 2,4,6-Trichlorophenol	++++	0.43337	0.42564	0.42186	0.42177	0.40812	0.42215	2.168
35 2,4,5-Trichlorophenol	++++	0.44574	0.46154	0.45460	0.43963	0.42899	0.44610	2.848
37 2-Chloronaphthalene	1.32205	1.39331	1.31623	1.25147	1.23972	1.08139	1.26736	8.413

Analytical Resources, Inc.

INITIAL CALIBRATION DATA

Start Cal Date : 08-MAY-2009 11:56
 End Cal Date : 08-MAY-2009 15:22
 Quant Method : ISTD
 Origin : Disabled
 Target Version : 3.50
 Integrator : HP RTE
 Method file : /chem3/nt4.i/20090511.b/SW846.m
 Cal Date : 11-May-2009 11:26 jeff
 Curve Type : Average

Compound	1.000 Level 1	5.000 Level 2	10.000 Level 3	25.000 Level 4	40.000 Level 5	80.000 Level 6	RRF	% RSD
38 2-Nitroaniline	++++	0.60796	0.59190	0.53224	0.50724	0.45407	0.53868	11.675
39 Dimethylphthalate	1.41345	1.53369	1.48285	1.40134	1.41107	1.30368	1.42435	5.507
40 Acenaphthylene	2.12591	2.27277	2.22332	2.08325	2.04682	1.80208	2.09236	7.918
41 2,6-Dinitrotoluene	++++	0.33873	0.33897	0.32249	0.32799	0.30741	0.32712	4.003
43 3-Nitroaniline	++++	0.39516	0.39072	0.34009	0.29644	0.22737	0.32995	21.266 <-
44 Acenaphthene	1.27618	1.38568	1.33116	1.25742	1.25604	1.12608	1.27209	6.871
45 2,4-Dinitrophenol	++++	0.13759	0.17658	0.20082	0.20329	0.20635	0.18493	15.671
46 Dibenzofuran	1.81955	1.96135	1.91616	1.74841	1.69300	1.55230	1.78179	8.452
47 4-Nitrophenol	++++	0.25200	0.25862	0.25503	0.26611	0.22501	0.25135	6.223
48 2,4-Dinitrotoluene	++++	0.46070	0.44927	0.42653	0.43321	0.41137	0.43622	4.425
49 Fluorene	1.40778	1.54474	1.50055	1.39000	1.38435	1.19539	1.40380	8.622
50 Diethylphthalate	1.47068	1.63266	1.57126	1.47230	1.45471	1.28514	1.48112	8.010
51 4-Chlorophenyl-phenylether	0.68340	0.72565	0.69974	0.65332	0.64488	0.57856	0.66426	7.745
52 4-Nitroaniline	++++	0.37950	0.35697	0.34559	0.32742	0.31909	0.34571	6.953
53 4,6-Dinitro-2-methylphenol	++++	0.14999	0.16631	0.17080	0.16569	0.16899	0.16436	5.046
54 N-Nitrosodiphenylamine	0.65304	0.69169	0.67624	0.64396	0.63580	0.59658	0.64955	5.118
56 4-Bromophenyl-phenylether	0.22774	0.24205	0.24079	0.23177	0.22962	0.21408	0.23101	4.403
57 Hexachlorobenzene	0.24243	0.24963	0.25273	0.23889	0.23283	0.22260	0.23985	4.628
58 Pentachlorophenol	++++	0.14047	0.15252	0.15982	0.15498	0.15498	0.15255	4.756
60 Phenanthrene	1.34969	1.37763	1.33151	1.26089	1.21429	1.12450	1.27642	7.500
61 Anthracene	1.33333	1.39562	1.36172	1.29706	1.25464	1.13170	1.29568	7.268
62 Carbazole	1.11051	1.20354	1.13249	1.07850	1.05367	0.99982	1.09642	6.378
63 Di-n-butylphthalate	1.39922	1.52042	1.50272	1.44032	1.39012	1.24259	1.41590	7.065
64 Fluoranthene	1.27921	1.37302	1.31173	1.27947	1.23204	1.11889	1.26573	6.768
65 Pyrene	1.72410	1.90327	1.78789	1.75072	1.66149	1.50406	1.72192	7.756
67 Butylbenzylphthalate	0.77320	0.83532	0.83229	0.81372	0.80071	0.75061	0.80097	4.190
68 Benzo(a)anthracene	1.42161	1.48180	1.42588	1.38117	1.33281	1.24010	1.38056	6.146
70 3,3'-Dichlorobenzidine	++++	0.55380	0.52342	0.46344	0.42079	0.37397	0.46709	15.704
71 Chrysene	1.38769	1.47874	1.40770	1.33355	1.29546	1.19725	1.35006	7.250

Analytical Resources, Inc.

INITIAL CALIBRATION DATA

Start Cal Date : 08-MAY-2009 11:56
 End Cal Date : 08-MAY-2009 15:22
 Quant Method : ISTD
 Origin : Disabled
 Target Version : 3.50
 Integrator : HP RTE
 Method file : /chem3/nt4.i/20090511.b/SW846.m
 Cal Date : 11-May-2009 11:26 jeff
 Curve Type : Average

Compound	1.000 Level 1	5.000 Level 2	10.000 Level 3	25.000 Level 4	40.000 Level 5	80.000 Level 6	RRF	% RSD	
72 bis(2-Ethylhexyl)phthalate	0.63310	0.69554	0.66950	0.64683	0.64024	0.59580	0.64684	5.230	
73 Di-n-octylphthalate	1.14217	1.16234	1.13751	1.07422	1.06403	0.98410	1.09406	6.097	
74 Benzo(b)fluoranthene	1.37605	1.53775	1.43053	1.38845	1.34079	1.31145	1.39750	5.718	
75 Benzo(k)fluoranthene	1.53071	1.52239	1.54988	1.36437	1.39834	1.16367	1.42156	10.380	
76 Benzo(a)pyrene	1.21309	1.35127	1.32304	1.23403	1.24134	1.13222	1.24916	6.319	
78 Indeno(1,2,3-cd)pyrene	1.51390	1.66368	1.58629	1.54470	1.56917	1.53412	1.56865	3.386	
79 Dibenzo(a,h)anthracene	1.20307	1.32561	1.31439	1.27339	1.31203	1.24497	1.27891	3.745	
80 Benzo(g,h,i)perylene	1.38981	1.48862	1.44251	1.38895	1.41447	1.38078	1.41752	2.930	
90 N-Nitrosodimethylamine	+++++	1.20848	1.22252	1.14866	1.12656	1.07150	1.15554	5.341	
91 Aniline	+++++	3.12698	3.01420	2.71456	2.51775	2.29084	2.73287	12.629	
92 1,2-Diphenylhydrazine	+++++	+++++	+++++	+++++	+++++	+++++	+++++	+++++	<-
93 Benzidine	+++++	0.89729	0.67754	0.63789	0.56340	0.50020	0.65526	23.127	<- LIN
96 p-Cymene	+++++	+++++	+++++	+++++	+++++	+++++	+++++	+++++	<-
97 Caffeine	+++++	+++++	+++++	+++++	+++++	+++++	+++++	+++++	<-
98 Retene	0.51521	0.54162	0.55121	0.54407	0.52346	0.49930	0.52915	3.763	
99 Perylene	+++++	+++++	+++++	+++++	+++++	+++++	+++++	+++++	<-
100 3-beta-Coprostanol	+++++	+++++	+++++	+++++	+++++	+++++	+++++	+++++	<-
101 Cholesterol	+++++	+++++	+++++	+++++	+++++	+++++	+++++	+++++	<-
102 beta-Sitosterol	+++++	+++++	+++++	+++++	+++++	+++++	+++++	+++++	<-
103 Pyridine	+++++	1.99292	2.01680	1.89492	1.81633	1.74622	1.89344	6.064	
\$ 1 2-Fluorophenol	+++++	1.59193	1.61600	1.54146	1.47987	1.43265	1.53238	4.983	
\$ 137 d8-1,4-Dioxane	+++++	0.67664	0.68127	0.64622	0.65780	0.63960	0.66031	2.771	
\$ 2 Phenol-d5	2.08896	2.22438	2.31139	2.11268	1.98152	1.80102	2.08666	8.648	
\$ 5 2-Chlorophenol-d4	+++++	1.34821	1.38387	1.27461	1.22887	1.20806	1.28873	5.869	
\$ 10 1,2-Dichlorobenzene-d4	0.94454	0.99136	1.00193	0.93156	0.90782	0.86806	0.94088	5.372	
\$ 18 Nitrobenzene-d5	+++++	0.63223	0.62635	0.56502	0.53806	0.47601	0.56753	11.452	
\$ 36 2-Fluorobiphenyl	+++++	1.64110	1.65058	1.49688	1.44762	1.34373	1.51598	8.631	
\$ 55 2,4,6-Tribromophenol	+++++	0.18267	0.19425	0.18348	0.18491	0.17854	0.18477	3.142	

Analytical Resources, Inc.

INITIAL CALIBRATION DATA

Start Cal Date : 08-MAY-2009 11:56
 End Cal Date : 08-MAY-2009 15:22
 Quant Method : ISTD
 Origin : Disabled
 Target Version : 3.50
 Integrator : HP RTE
 Method file : /chem3/nt4.i/20090511.b/SW846.m
 Cal Date : 11-May-2009 11:26 jeff
 Curve Type : Average

Compound	1.000 Level 1	5.000 Level 2	10.000 Level 3	25.000 Level 4	40.000 Level 5	80.000 Level 6	RRF	% RSD
\$ 66 Terphenyl-d14	+++++	1.08733	1.09817	1.03490	0.98585	0.93192	1.02764	6.794
\$ 85 p-Cresol-d4	+++++	+++++	+++++	+++++	+++++	+++++	+++++	+++++
\$ 86 Anthracene-d10	+++++	+++++	+++++	+++++	+++++	+++++	+++++	+++++
\$ 87 Fluoranthene-d10	+++++	+++++	+++++	+++++	+++++	+++++	+++++	+++++
\$ 88 Dibenz(a,h)anthracene-d14	+++++	+++++	+++++	+++++	+++++	+++++	+++++	+++++
\$ 89 Diphenyl-d10	+++++	+++++	+++++	+++++	+++++	+++++	+++++	+++++
\$ 95 D10-1-methylnaphthalene	+++++	+++++	+++++	+++++	+++++	+++++	+++++	+++++

Analytical Resources, Inc.

INITIAL CALIBRATION DATA

Start Cal Date : 08-MAY-2009 11:56
 End Cal Date : 08-MAY-2009 15:22
 Quant Method : ISTD
 Origin : Force
 Target Version : 3.50
 Integrator : HP RTE
 Method file : /chem3/nt4.i/20090508.b/SW846.m
 Cal Date : 11-May-2009 16:19 jeff

Calibration File Names:

Level 1: /chem3/nt4.i/20090508.b/0010508.d
 Level 2: /chem3/nt4.i/20090508.b/0050508.d
 Level 3: /chem3/nt4.i/20090508.b/0100508.d
 Level 4: /chem3/nt4.i/20090508.b/0250508.d
 Level 5: /chem3/nt4.i/20090508.b/0400508.d
 Level 6: /chem3/nt4.i/20090508.b/c800508.d

Compound	Level						Coefficients		%RSD or R^2
	1	5	10	25	40	80	b	m1 m2	
186 Carbaryl	0.59370	0.70383	0.72312	0.70442	0.67657	0.51018	0.65197	0.65197	12.76077
179 n-Decane	1.94119	2.06036	1.99087	1.75570	1.61297	1.37396	1.78918	1.78918	14.61534
180 n-Octadecane	0.70694	0.76505	0.74131	0.65732	0.59452	0.48098	0.65769	0.65769	16.11451
169 4-tert-Butylphenol	++++	++++	++++	++++	++++	++++	0.000e+00	0.000e+00	<
170 N,N-Dimethylaniline	++++	++++	++++	++++	++++	++++	0.000e+00	0.000e+00	<
171 2,3-Dimethylaniline	++++	++++	++++	++++	++++	++++	0.000e+00	0.000e+00	<
172 2,4-Dimethylaniline	++++	++++	++++	++++	++++	++++	0.000e+00	0.000e+00	<
173 2,5-Dimethylaniline	++++	++++	++++	++++	++++	++++	0.000e+00	0.000e+00	<
174 2,6-Dimethylaniline	++++	++++	++++	++++	++++	++++	0.000e+00	0.000e+00	<
175 3,4-Dimethylaniline	++++	++++	++++	++++	++++	++++	0.000e+00	0.000e+00	<
176 3,5-Dimethylaniline	++++	++++	++++	++++	++++	++++	0.000e+00	0.000e+00	<
177 p-Benzoquinone	++++	++++	++++	++++	++++	++++	0.000e+00	0.000e+00	<
168 Pentachlorobenzene	0.48603	0.51553	0.49391	0.46233	0.46598	0.42492	0.47478	0.47478	6.57462
145 4,4'-DDE	++++	++++	++++	++++	++++	++++	0.000e+00	0.000e+00	<

Analytical Resources, Inc.

INITIAL CALIBRATION DATA

Start Cal Date : 08-MAY-2009 11:56
 End Cal Date : 08-MAY-2009 15:22
 Quant Method : ISTD
 Origin : Force
 Target Version : 3.50
 Integrator : HP RTE
 Method file : /chem3/nt4.i/20090508.b/SW846.m
 Cal Date : 11-May-2009 16:19 jeff

Compound	1		5		10		25		40		80		Coefficients		RSD or R ²
	Level 1	Level 2	Level 3	Level 4	Level 5	Level 6	Curve	b	m1	m2					
146 4,4'-DDD	++++	++++	++++	++++	++++	++++	AVRG		0.000e+00		0.000e+00	<			
147 4,4'-DDT	++++	++++	++++	++++	++++	++++	AVRG		0.000e+00		0.000e+00	<			
148 Dieldrin	++++	++++	++++	++++	++++	++++	AVRG		0.000e+00		0.000e+00	<			
149 TCX	++++	++++	++++	++++	++++	++++	AVRG		0.000e+00		0.000e+00	<			
150 DCP	++++	++++	++++	++++	++++	++++	AVRG		0.000e+00		0.000e+00	<			
138 Chlorobenzilate	++++	++++	++++	++++	++++	++++	AVRG		0.000e+00		0.000e+00	<			
139 Isodrin	++++	++++	++++	++++	++++	++++	AVRG		0.000e+00		0.000e+00	<			
140 Diallate A	++++	++++	++++	++++	++++	++++	AVRG		0.000e+00		0.000e+00	<			
141 Diallate B	++++	++++	++++	++++	++++	++++	AVRG		0.000e+00		0.000e+00	<			
142 1,2-Dibromo-3-Chloropropane	++++	++++	++++	++++	++++	++++	AVRG		0.000e+00		0.000e+00	<			
135 2,3,5,6-Tetrachlorophenol	++++	++++	++++	++++	++++	++++	AVRG		0.000e+00		0.000e+00	<			
136 2,3,4,5-tetrachlorophenol	++++	++++	++++	++++	++++	++++	AVRG		0.000e+00		0.000e+00	<			
133 Butylatedhydroxytoluene	1.07937	1.09196	1.11081	1.02892	0.98970	0.84758	AVRG		1.02472		9.51609	<			
132 3,6-Dimethylphenanthrene	++++	++++	++++	++++	++++	++++	AVRG		0.000e+00		0.000e+00	<			
131 1-Methylphenanthrene	++++	++++	++++	++++	++++	++++	AVRG		0.000e+00		0.000e+00	<			
130 Dibenzothiophene	++++	++++	++++	++++	++++	++++	AVRG		0.000e+00		0.000e+00	<			
129 1-Methylfluorene	++++	++++	++++	++++	++++	++++	AVRG		0.000e+00		0.000e+00	<			
128 N-Hexadecane	++++	++++	++++	++++	++++	++++	AVRG		0.000e+00		0.000e+00	<			
127 2-Isopropylinaphthalene	++++	++++	++++	++++	++++	++++	AVRG		0.000e+00		0.000e+00	<			
126 N-Tetradecane	++++	++++	++++	++++	++++	++++	AVRG		0.000e+00		0.000e+00	<			
144 alpha-Terpineol	0.34425	0.35551	0.35097	0.30216	0.28039	0.23045	AVRG		0.31062		15.89435	<			
125 Safrole	++++	++++	++++	++++	++++	++++	AVRG		0.000e+00		0.000e+00	<			

Analytical Resources, Inc.

INITIAL CALIBRATION DATA

Start Cal Date : 08-MAY-2009 11:56
 End Cal Date : 08-MAY-2009 15:22
 Quant Method : ISTD
 Origin : Force
 Target Version : 3.50
 Integrator : HP RTE
 Method file : /chem3/nt4.i/20090508.b/SW846.m
 Cal Date : 11-May-2009 16:19 jeff

Compound	Level 1	Level 2	Level 3	Level 4	Level 5	Level 6	Curve	b	Coefficients		%RSD
									m1	m2	or R ²
124 3,4-Dimethylphenol	++++	++++	++++	++++	++++	++++	AVRG		0.000e+00		0.000e+00 <-
123 Acetophenone	2.25717	2.37498	2.33972	2.21030	2.13288	1.98314	AVRG		2.21637		6.48961
122 Furfuraldehyde	++++	++++	++++	++++	++++	++++	AVRG		0.000e+00		0.000e+00 <-
143 1,4-Dioxane	0.71441	0.73527	0.74021	0.70011	0.70374	0.66576	AVRG		0.70992		3.81335
121 Quinoline	++++	++++	++++	++++	++++	++++	AVRG		0.000e+00		0.000e+00 <-
120 2,3,4,6-Tetrachlorophenol	++++	++++	++++	++++	++++	++++	AVRG		0.000e+00		0.000e+00 <-
178 2-Benzyl-4-Chlorophenol	++++	++++	++++	++++	++++	++++	AVRG		0.000e+00		0.000e+00 <-
119 7,12-Dimethylbenz(a)anthracen	++++	++++	++++	++++	++++	++++	AVRG		0.000e+00		0.000e+00 <-
118 Triphenyl Phosphate	0.24826	0.24849	0.25332	0.25344	0.24402	0.23564	AVRG		0.24720		2.70119
117 Butyl Diphenyl Phosphate	0.39474	0.44104	0.42869	0.40383	0.37826	0.31814	AVRG		0.39412		11.06917
116 Dibutyl Phenyl Phosphate	0.62409	0.70577	0.71598	0.68624	0.66742	0.62128	AVRG		0.67013		6.02284
115 Tributyl Phosphate	1.23593	1.37430	1.34966	1.23896	1.17612	1.03648	AVRG		1.23524		9.94455
114 Beta-Pinene	++++	++++	++++	++++	++++	++++	AVRG		0.000e+00		0.000e+00 <-
113 Diphenyl Oxide	++++	0.94978	0.91926	0.85458	0.85439	0.80989	AVRG		0.87758		6.39518
112 Biphenyl	++++	1.97319	1.90349	1.74506	1.67111	1.38871	AVRG		1.73631		13.17155
111 Arobenzene (1,2-DP-Hydrazine)	2.05576	2.19980	2.11214	1.89699	1.81287	1.50258	AVRG		1.93002		13.09283
110 Tetrachloroguaiacol	0.11948	0.13533	0.13319	0.12802	0.12225	0.11585	AVRG		0.12569		6.18130
109 3,4,5-Trichloroguaiacol	0.13934	0.16527	0.16250	0.15609	0.15170	0.14339	AVRG		0.15305		6.73277
181 3,4,6-Trichloroguaiacol	0.38037	0.41951	0.43360	0.41849	0.40635	0.39165	AVRG		0.40833		4.81224
108 4,5,6-Trichloroguaiacol	0.19029	0.21428	0.22437	0.22038	0.21627	0.20553	AVRG		0.21185		5.81964
184 3,4-Dichloroguaiacol	0.43889	0.46946	0.47584	0.46622	0.44541	0.43885	AVRG		0.45578		3.64248
107 4,5-Dichloroguaiacol	0.35522	0.38939	0.36397	0.37510	0.37125	0.36711	AVRG		0.37034		3.11665

PDF 00424

Analytical Resources, Inc.

INITIAL CALIBRATION DATA

Start Cal Date : 08-MAY-2009 11:56
 End Cal Date : 08-MAY-2009 15:22
 Quant Method : ISTD
 Origin : Force
 Target Version : 3.50
 Integrator : HP RTE
 Method file : /chem3/nt4.i/20090508.b/SW846.m
 Cal Date : 11-May-2009 16:19 jeff

Compound	Coefficients										%RSD or R^2
	Level 1	Level 2	Level 3	Level 4	Level 5	Level 6	Curve	b	m1	m2	
182 4,6-Dichloroguaiacol	0.47511	0.53247	0.57386	0.51446	0.48833	0.46238	AVRG		0.50777		8.13353
185 4-Chloroguaiacol	0.74816	0.78557	0.79524	0.75878	0.74518	0.71202	AVRG		0.75749		3.96957
106 Guaiacol	1.05496	1.13344	1.11944	1.05499	1.00298	0.94000	AVRG		1.05097		6.87976
105 1-methylnaphthalene	0.61806	0.65436	0.63347	0.60320	0.59359	0.53166	AVRG		0.60573		6.97548
151 1,2,4,5-Tetrachlorobenzene	+++++	+++++	+++++	+++++	+++++	+++++	AVRG		0.000e+00		<-
152 Benzo(e)pyrene	+++++	+++++	+++++	+++++	+++++	+++++	AVRG		0.000e+00		<-
153 Chlorpyrifos	+++++	+++++	+++++	+++++	+++++	+++++	AVRG		0.000e+00		<-
154 Diazinon	+++++	+++++	+++++	+++++	+++++	+++++	AVRG		0.000e+00		<-
155 Kelthane	+++++	+++++	+++++	+++++	+++++	+++++	AVRG		0.000e+00		<-
156 Methyl Parathion	+++++	+++++	+++++	+++++	+++++	+++++	AVRG		0.000e+00		<-
157 Ethyl Parathion	+++++	+++++	+++++	+++++	+++++	+++++	AVRG		0.000e+00		<-
158 Ethion	+++++	+++++	+++++	+++++	+++++	+++++	AVRG		0.000e+00		<-
159 4-Nonylphenol	+++++	+++++	+++++	+++++	+++++	+++++	AVRG		0.000e+00		<-
160 Tetraethyl Tin	+++++	+++++	+++++	+++++	+++++	+++++	AVRG		0.000e+00		<-
161 1,2,3-Trichloronaphthalene	+++++	+++++	+++++	+++++	+++++	+++++	AVRG		0.000e+00		<-
162 1,2,3,4-Tetrachloronaphthalene	+++++	+++++	+++++	+++++	+++++	+++++	AVRG		0.000e+00		<-
163 1,2,3,5,8-Pentachloronaphthal	+++++	+++++	+++++	+++++	+++++	+++++	AVRG		0.000e+00		<-
164 1,2,3,4,6,7-Hexachloronaphtha	+++++	+++++	+++++	+++++	+++++	+++++	AVRG		0.000e+00		<-
165 1,2,3,4,5,6,7-Heptachloronaph	+++++	+++++	+++++	+++++	+++++	+++++	AVRG		0.000e+00		<-
166 Octachloronaphthalene	+++++	+++++	+++++	+++++	+++++	+++++	AVRG		0.000e+00		<-
167 2,2',4,4',5-Pentabromobipheny	+++++	+++++	+++++	+++++	+++++	+++++	AVRG		0.000e+00		<-
3 Phenol	2.50009	2.63027	2.58662	2.37826	2.21829	1.98924	AVRG		2.38379		10.24999

00425

Analytical Resources, Inc.
INITIAL CALIBRATION DATA

Start Cal Date : 08-MAY-2009 11:56
 End Cal Date : 08-MAY-2009 15:22
 Quant Method : ISTD
 Origin : Force
 Target Version : 3.50
 Integrator : HP RTE
 Method file : /chem3/nt4.i/20090508.b/SW846.m
 Cal Date : 11-May-2009 16:19 jeff

Compound	1	5	10	25	40	80	Curve	b	Coefficients		RSR
	Level 1	Level 2	Level 3	Level 4	Level 5	Level 6			ml	m2	or R^2
4 Bis(2-Chloroethyl) ether	1.83965	1.90273	1.88159	1.76867	1.70937	1.55252	AVRG		1.77575		7.37249
6 2-Chlorophenol	1.47238	1.53813	1.55342	1.47480	1.41185	1.37283	AVRG		1.47057		4.75523
7 1,3-Dichlorobenzene	1.62944	1.69472	1.68866	1.61201	1.59295	1.51119	AVRG		1.62149		4.18364
9 1,4-Dichlorobenzene	1.67030	1.70587	1.67135	1.61253	1.59598	1.49007	AVRG		1.62435		4.76405
11 Benzyl alcohol	1.10882	1.19554	1.20857	1.13744	1.10670	1.04542	AVRG		1.13375		5.37766
12 1,2-Dichlorobenzene	1.58269	1.61541	1.59563	1.50603	1.47835	1.38688	AVRG		1.52750		5.71230
13 2-Methylphenol	1.50199	1.63345	1.67734	1.55134	1.48419	1.40502	AVRG		1.54239		6.49637
14 2,2'-oxybis(1-Chloropropane)	2.36480	2.41877	2.36531	2.09784	1.96091	1.58185	AVRG		2.13158		15.18684
15 4-Methylphenol	1.58579	1.72535	1.74210	1.63215	1.53400	1.41888	AVRG		1.60638		7.57622
16 N-Nitroso-di-n-propylamine	1.48226	1.53136	1.52256	1.35507	1.30108	1.17260	AVRG		1.39082		10.12544
17 Hexachloroethane	0.67892	0.76584	0.75216	0.71119	0.69800	0.63618	AVRG		0.70705		6.75472
19 Nitrobenzene	0.63124	0.65096	0.61826	0.55120	0.52367	0.43355	AVRG		0.56815		14.45702
20 Isophorone	1.02823	1.10545	1.06207	0.99545	0.97159	0.90228	AVRG		1.01084		7.05651
21 2-Nitrophenol	++++	0.23078	0.23466	0.22715	0.22642	0.21859	AVRG		0.22752		2.62501
22 2,4-Dimethylphenol	0.49515	0.53178	0.52415	0.49137	0.47025	0.42313	AVRG		0.48930		8.07193
23 Bis(2-Chloroethoxy)methane	0.58069	0.63760	0.60358	0.56175	0.55298	0.49476	AVRG		0.57189		8.49798
24 Benzoic acid	++++	0.31874	0.35896	0.38243	0.38318	0.37513	AVRG		0.36369		7.40962
25 2,4-Dichlorophenol	0.31559	0.33930	0.33876	0.32938	0.31759	0.30435	AVRG		0.32416		4.31634
26 1,2,4-Trichlorobenzene	0.37250	0.39531	0.38348	0.36587	0.36304	0.33176	AVRG		0.36866		5.87531
28 Naphthalene	1.21335	1.26082	1.18102	1.12851	1.10323	0.94245	AVRG		1.13823		9.79524
29 4-Chloroaniline	0.49521	0.52113	0.50279	0.46794	0.44529	0.39277	AVRG		0.47085		9.91622
30 Hexachlorobutadiene	0.18747	0.20340	0.19230	0.18467	0.18280	0.16828	AVRG		0.18649		6.20287

00426

Analytical Resources, Inc.

INITIAL CALIBRATION DATA

Start Cal Date : 08-MAY-2009 11:56
 End Cal Date : 08-MAY-2009 15:22
 Quant Method : ISTD
 Origin : Force
 Target Version : 3.50
 Integrator : HP RTE
 Method file : /chem3/nt4.i/20090508.b/SW846.m
 Cal Date : 11-May-2009 16:19 jeff

Compound	Level 1	Level 2	Level 3	Level 4	Level 5	Level 6	Level 80	Level 40	Level 5	Level 4	Level 3	Level 2	Level 1	Level 1	Level 2	Level 3	Level 4	Level 5	Level 6	Curve	b	ml	m2	RRSD or R ²
31 4-Chloro-3-methylphenol	++++	0.43333	0.43519	0.41099	0.39341	0.35379	0.3341	0.39341	0.39341	0.41099	0.43519	0.43333	++++	++++	0.43333	0.43519	0.41099	0.39341	0.35379	AVRG	0.40534		8.27983	
32 2-Methylnaphthalene	0.6242	0.69205	0.67508	0.63069	0.61023	0.55232	0.5232	0.61023	0.61023	0.63069	0.67508	0.69205	0.6242	0.6242	0.69205	0.67508	0.63069	0.61023	0.55232	AVRG	0.63380		7.84970	
33 Hexachlorocyclopentadiene	++++	0.35560	0.38061	0.38874	0.38875	0.37106	0.37097	0.38875	0.38875	0.38874	0.38061	0.35560	++++	++++	0.35560	0.38061	0.38874	0.38875	0.37106	AVRG	0.37695		3.70970	
34 2,4,6-Trichlorophenol	++++	0.43337	0.42564	0.42186	0.42177	0.40812	0.42215	0.42177	0.42177	0.42186	0.42564	0.43337	++++	++++	0.43337	0.42564	0.42186	0.42177	0.40812	AVRG	0.42215		2.16833	
35 2,4,5-Trichlorophenol	++++	0.44574	0.46154	0.45460	0.43963	0.42899	0.44610	0.43963	0.43963	0.45460	0.46154	0.44574	++++	++++	0.44574	0.46154	0.45460	0.43963	0.42899	AVRG	0.44610		2.84794	
37 2-Chloronaphthalene	1.32205	1.39331	1.31623	1.25147	1.23972	1.08139	1.26736	1.23972	1.23972	1.25147	1.31623	1.39331	1.32205	1.32205	1.39331	1.31623	1.25147	1.23972	1.08139	AVRG	1.26736		8.41309	
38 2-Nitroaniline	++++	0.60796	0.59190	0.53224	0.50724	0.45407	0.53868	0.50724	0.50724	0.53224	0.59190	0.60796	++++	++++	0.60796	0.59190	0.53224	0.50724	0.45407	AVRG	0.53868		11.67482	
39 Dimethylphthalate	1.41345	1.53369	1.48285	1.40134	1.41107	1.30368	1.42435	1.41107	1.41107	1.40134	1.48285	1.53369	1.41345	1.41345	1.53369	1.48285	1.40134	1.41107	1.30368	AVRG	1.42435		5.50704	
40 Acenaphthylene	2.12591	2.27277	2.22332	2.08325	2.04682	1.80208	2.09236	2.04682	2.04682	2.08325	2.22332	2.27277	2.12591	2.12591	2.27277	2.22332	2.08325	2.04682	1.80208	AVRG	2.09236		7.91823	
41 2,6-Dinitrotoluene	++++	0.33873	0.33897	0.32249	0.32799	0.30741	0.32712	0.32799	0.32799	0.32249	0.33897	0.33873	++++	++++	0.33873	0.33897	0.32249	0.32799	0.30741	AVRG	0.32712		4.00319	
43 3-Nitroaniline	++++	0.39516	0.39072	0.34009	0.29644	0.22737	0.32995	0.29644	0.29644	0.34009	0.39072	0.39516	++++	++++	0.39516	0.39072	0.34009	0.29644	0.22737	AVRG	0.32995		21.26575	
44 Acenaphthene	1.27618	1.38568	1.33116	1.25742	1.25604	1.12608	1.27209	1.25604	1.25604	1.25742	1.33116	1.38568	1.27618	1.27618	1.38568	1.33116	1.25742	1.25604	1.12608	AVRG	1.27209		6.87105	
45 2,4-Dinitrophenol	++++	0.13759	0.17658	0.20082	0.20329	0.20635	0.18493	0.20329	0.20329	0.20082	0.17658	0.13759	++++	++++	0.13759	0.17658	0.20082	0.20329	0.20635	AVRG	0.18493		15.67138	
46 Dibenzofuran	1.81955	1.96135	1.91616	1.74841	1.69300	1.55230	1.78179	1.69300	1.69300	1.74841	1.91616	1.96135	1.81955	1.81955	1.96135	1.91616	1.74841	1.69300	1.55230	AVRG	1.78179		8.45160	
47 4-Nitrophenol	++++	0.25200	0.25862	0.25503	0.26611	0.22501	0.25135	0.26611	0.26611	0.25503	0.25862	0.25200	++++	++++	0.25200	0.25862	0.25503	0.26611	0.22501	AVRG	0.25135		6.22267	
48 2,4-Dinitrotoluene	++++	0.46070	0.44927	0.42653	0.43321	0.41137	0.43622	0.43321	0.43321	0.42653	0.44927	0.46070	++++	++++	0.46070	0.44927	0.42653	0.43321	0.41137	AVRG	0.43622		4.42463	
49 Fluorene	1.40778	1.54474	1.50055	1.39000	1.38435	1.19539	1.40380	1.38435	1.38435	1.39000	1.50055	1.54474	1.40778	1.40778	1.54474	1.50055	1.39000	1.38435	1.19539	AVRG	1.40380		8.62179	
50 Diethylphthalate	1.47068	1.63266	1.57126	1.47230	1.45471	1.28514	1.48112	1.45471	1.45471	1.47230	1.57126	1.63266	1.47068	1.47068	1.63266	1.57126	1.47230	1.45471	1.28514	AVRG	1.48112		8.01036	
51 4-Chlorophenyl-phenylether	0.68340	0.72565	0.69974	0.65332	0.64488	0.57856	0.66426	0.64488	0.64488	0.65332	0.69974	0.72565	0.68340	0.68340	0.72565	0.69974	0.65332	0.64488	0.57856	AVRG	0.66426		7.74470	
52 4-Nitroaniline	++++	0.37950	0.35697	0.34559	0.32742	0.31909	0.34571	0.32742	0.32742	0.34559	0.35697	0.37950	++++	++++	0.37950	0.35697	0.34559	0.32742	0.31909	AVRG	0.34571		6.95335	
53 4,6-Dinitro-2-methylphenol	++++	0.14999	0.16631	0.17080	0.16569	0.16899	0.16436	0.16569	0.16569	0.17080	0.16631	0.14999	++++	++++	0.14999	0.16631	0.17080	0.16569	0.16899	AVRG	0.16436		5.04616	
54 N-Nitrosodiphenylamine	0.65304	0.69169	0.67624	0.64396	0.63580	0.59658	0.64955	0.63580	0.63580	0.64396	0.67624	0.69169	0.65304	0.65304	0.69169	0.67624	0.64396	0.63580	0.59658	AVRG	0.64955		5.11793	

00427

Analytical Resources, Inc.

INITIAL CALIBRATION DATA

Start Cal Date : 08-MAY-2009 11:56
 End Cal Date : 08-MAY-2009 15:22
 Quant Method : ISTD
 Origin : Force
 Target Version : 3.50
 Integrator : HP RTE
 Method file : /chem3/nt4.i/20090508.b/SW846.m
 Cal Date : 11-May-2009 16:19 jeff

Compound	Coefficients										%RSD or R ²
	Level 1	Level 2	Level 3	Level 4	Level 5	Level 6	Curve	b	ml	m2	
56 4-Bromophenyl-phenylether	0.22774	0.24205	0.24079	0.23177	0.22962	0.21408	AVRG		0.23101		4.40309
57 Hexachlorobenzene	0.24243	0.24963	0.25273	0.23889	0.23283	0.22260	AVRG		0.23985		4.62796
58 Pentachlorophenol	++++	0.14047	0.15252	0.15982	0.15498	0.15498	AVRG		0.15255		4.75553
60 Phenanthrene	1.34969	1.37763	1.33151	1.26089	1.21429	1.12450	AVRG		1.27642		7.50041
61 Anthracene	1.33333	1.39562	1.36172	1.29706	1.25464	1.13170	AVRG		1.29568		7.26819
62 Carbazole	1.11051	1.20354	1.13249	1.07850	1.05367	0.99982	AVRG		1.09642		6.37842
63 Di-n-butylphthalate	1.39922	1.52042	1.50272	1.44032	1.39012	1.24259	AVRG		1.41590		7.06528
64 Fluoranthene	1.27921	1.37302	1.31173	1.27947	1.23204	1.11889	AVRG		1.26573		6.76829
65 Pyrene	1.72410	1.90327	1.78789	1.75072	1.66149	1.50406	AVRG		1.72192		7.75636
67 Butylbenzylphthalate	0.77320	0.83532	0.83229	0.81372	0.80071	0.75061	AVRG		0.80097		4.18951
68 Benzo(a)anthracene	1.42161	1.48180	1.42588	1.38117	1.33281	1.24010	AVRG		1.38056		6.14600
70 3,3'-Dichlorobenzidine	++++	0.55380	0.52342	0.46344	0.42079	0.37397	AVRG		0.46709		15.70376
71 Chrysene	1.38769	1.47874	1.40770	1.33355	1.29546	1.19725	AVRG		1.35006		7.25001
72 bis(2-Ethylhexyl)phthalate	0.63310	0.69554	0.66950	0.64683	0.64024	0.59580	AVRG		0.64684		5.23013
73 Di-n-octylphthalate	1.14217	1.16234	1.13751	1.07422	1.06403	0.98410	AVRG		1.09406		6.09746
74 Benzo(b)fluoranthene	1.37605	1.53775	1.43053	1.38845	1.34079	1.31145	AVRG		1.39750		5.71777
75 Benzo(k)fluoranthene	1.53071	1.52339	1.54988	1.36437	1.39834	1.31145	AVRG		1.44619		6.97258
76 Benzo(a)pyrene	1.21309	1.35127	1.32304	1.23403	1.24134	1.13222	AVRG		1.24916		6.31862
78 Indeno(1,2,3-cd)pyrene	1.51390	1.66368	1.58629	1.54470	1.56917	1.53412	AVRG		1.56865		3.38601
79 Dibenzo(a,h)anthracene	1.20307	1.32561	1.31439	1.27339	1.31203	1.24497	AVRG		1.27891		3.74526
80 Benzo(g,h,i)perylene	1.38981	1.48862	1.44251	1.38895	1.41447	1.38078	AVRG		1.41752		2.92967
90 N-Nitrosodimethylamine	++++	1.20848	1.22252	1.14866	1.12656	1.07150	AVRG		1.15554		5.34127

00428

Analytical Resources, Inc.

INITIAL CALIBRATION DATA

Start Cal Date : 08-MAY-2009 11:56
 End Cal Date : 08-MAY-2009 15:22
 Quant Method : ISTD
 Origin : Force
 Target Version : 3.50
 Integrator : HP RTE
 Method file : /chem3/nt4.i/20090508.b/SW846.m
 Cal Date : 11-May-2009 16:19 jeff

Compound	Level										Coefficients		RSD or R ²
	1	5	10	25	40	80	Curve	b	m1	m2			
91 Aniline	++++	3.12698	3.01420	2.71456	2.51775	2.29084	AVRG		2.73287		12.62913		
92 1,2-Diphenylhydrazine	++++	++++	++++	++++	++++	++++	AVRG		0.000e+00		0.000e+00 <-		
93 Benzidine	++++	73495	135097	300506	424615	804916	LINR	-0.28636	0.47584		0.99532		
96 p-Cymene	++++	++++	++++	++++	++++	++++	AVRG		0.000e+00		0.000e+00 <-		
97 Caffeine	++++	++++	++++	++++	++++	++++	AVRG		0.000e+00		0.000e+00 <-		
98 Retene	0.51521	0.54162	0.55121	0.54407	0.52346	0.49930	AVRG		0.52915		3.76277		
99 Perylene	++++	++++	++++	++++	++++	++++	AVRG		0.000e+00		0.000e+00 <-		
100 3-beta-Coprostanol	++++	++++	++++	++++	++++	++++	AVRG		0.000e+00		0.000e+00 <-		
101 Cholesterol	++++	++++	++++	++++	++++	++++	AVRG		0.000e+00		0.000e+00 <-		
102 beta-Sitosterol	++++	++++	++++	++++	++++	++++	AVRG		0.000e+00		0.000e+00 <-		
103 Pyridine	++++	1.92292	2.01680	1.89492	1.81633	1.74622	AVRG		1.89344		6.06412		
\$ 1 2-Fluorophenol	++++	1.59193	1.61600	1.54146	1.47987	1.43255	AVRG		1.53238		4.98328		
\$ 137 d8-1,4-Dioxane	++++	0.67664	0.68127	0.64622	0.65780	0.63960	AVRG		0.66031		2.77145		
\$ 2 Phenol-d5	2.08896	2.22438	2.31139	2.11268	1.98152	1.80102	AVRG		2.08666		8.64752		
\$ 5 2-Chlorophenol-d4	++++	1.34821	1.38387	1.27461	1.22887	1.20806	AVRG		1.28873		5.86878		
\$ 10 1,2-Dichlorobenzene-d4	0.94454	0.99136	1.00193	0.93156	0.90782	0.86806	AVRG		0.94088		5.37153		
18 Nitrobenzene-d5	++++	0.63223	0.62635	0.56502	0.53806	0.47601	AVRG		0.56753		11.45184		
36 2-Fluorobiphenyl	++++	1.64110	1.65058	1.49688	1.44762	1.34373	AVRG		1.51598		8.63090		
55 2,4,6-Tribromophenol	++++	0.18267	0.19425	0.18348	0.18491	0.17854	AVRG		0.18477		3.14221		
66 Terphenyl-d14	++++	1.08733	1.09817	1.03490	0.98585	0.93192	AVRG		1.02764		6.79421		
85 p-Cresol-d4	++++	++++	++++	++++	++++	++++	AVRG		0.000e+00		0.000e+00 <-		

00429

Analytical Resources, Inc.

INITIAL CALIBRATION DATA

Start Cal Date : 08-MAY-2009 11:56
 End Cal Date : 08-MAY-2009 15:22
 Quant Method : ISTD
 Origin : Force
 Target Version : 3.50
 Integrator : HP RTE
 Method file : /chem3/nt4.i/20090508.b/SW846.m
 Cal Date : 11-May-2009 16:19 jeff

Compound	Level						80 Level 6	Curve	Coefficients		%RSD or R^2
	1	5	10	25	40	Level 5			m1	m2	
\$ 86 Anthracene-d10	++++	++++	++++	++++	++++	++++	AVRG	0.000e+00		0.000e+00	
\$ 87 Fluoranthene-d10	++++	++++	++++	++++	++++	++++	AVRG	0.000e+00		0.000e+00	
\$ 88 Dibenz(a,h)anthracene-d14	++++	++++	++++	++++	++++	++++	AVRG	0.000e+00		0.000e+00	
\$ 89 Diphenyl-d10	++++	++++	++++	++++	++++	++++	AVRG	0.000e+00		0.000e+00	
\$ 95 D10-1-methylnaphthalene	++++	++++	++++	++++	++++	++++	AVRG	0.000e+00		0.000e+00	

Analytical Resources, Inc.

INITIAL CALIBRATION DATA

Start Cal Date : 08-MAY-2009 11:56
 End Cal Date : 08-MAY-2009 15:22
 Quant Method : ISTD
 Origin : Force
 Target Version : 3.50
 Integrator : HP RTE
 Method file : /chem3/nt4.i/20090508.b/SW846.m
 Cal Date : 11-May-2009 16:19 jeff

Curve	Formula	Units
Averaged	Amt = Rsp/ml	Response
Linear	Amt = b + Rsp/ml	Response

Analytical Resources, Inc.

Semivolatile Report SW846 Method 8270D

Data file : /chem3/nt4.i/20090508.b/0010508.d
 Lab Smp Id: ABN 1
 Inj Date : 08-MAY-2009 13:05
 Operator : LJR/VTS
 Smp Info : ABN 1
 Misc Info :
 Comment : 1ul Injection
 Method : /chem3/nt4.i/20090508.b/SW846.m
 Meth Date : 11-May-2009 16:19 jeff
 Cal Date : 08-MAY-2009 13:05
 Als bottle: 3
 Dil Factor: 1.00000
 Integrator: HP RTE
 Target Version: 3.50

Inst ID: nt4.i

LJR
5/11/09

Quant Type: ISTD
 Cal File: 0010508.d
 Calibration Sample, Level: 1

Compound Sublist: KSINK.sub

Compounds	QUANT	SIG	AMOUNTS					
			MASS	RT	EXP RT	REL RT	RESPONSE	CAL-AMT (ug/mL)
\$ 137 d8-1,4-Dioxane	96		3.182	3.205	(0.376)	6004	1.00000	0.9383
143 1,4-Dioxane	88		3.241	3.270	(0.383)	6923	1.00000	1.006
103 Pyridine	79		4.022	4.004	(0.475)	18654	1.00000	1.017 (M)
90 N-Nitrosodimethylamine	74		4.004	4.057	(0.473)	11147	1.00000	0.9955
\$ 1 2-Fluorophenol	112		6.513	6.525	(0.769)	14114	1.00000	0.9505
\$ 2 Phenol-d5	99		8.006	8.041	(0.945)	20243	1.00000	1.001
91 Aniline	93		8.017	8.041	(0.947)	29229	1.00000	1.104
3 Phenol	94		8.023	8.064	(0.947)	24227	1.00000	1.049
4 Bis(2-Chloroethyl)ether	93		8.129	8.152	(0.960)	17827	1.00000	1.036
\$ 5 2-Chlorophenol-d4	132		8.164	8.188	(0.964)	12182	1.00000	0.9755
6 2-Chlorophenol	128		8.188	8.211	(0.967)	14268	1.00000	1.001
179 n-Decane	57		8.288	8.305	(0.978)	18811	1.00000	1.085
7 1,3-Dichlorobenzene	146		8.411	8.429	(0.993)	15790	1.00000	1.005
* 8 1,4-Dichlorobenzene-d4	152		8.470	8.470	(1.000)	193809	20.0000	
9 1,4-Dichlorobenzene	146		8.499	8.511	(1.003)	16186	1.00000	1.028
11 Benzyl alcohol	108		8.734	8.764	(1.031)	10745	1.00000	0.9780
\$ 10 1,2-Dichlorobenzene-d4	152		8.769	8.781	(1.035)	9153	1.00000	1.004 (M)
12 1,2-Dichlorobenzene	146		8.793	8.805	(1.038)	15337	1.00000	1.036
13 2-Methylphenol	108		8.957	8.987	(1.058)	14555	1.00000	0.9738
14 2,2'-oxybis(1-Chloropropane)	45		8.999	9.010	(1.062)	22916	1.00000	1.109
123 Acetophenone	105		9.157	9.187	(1.081)	21873	1.00000	1.018
15 4-Methylphenol	108		9.187	9.222	(1.085)	15367	1.00000	0.9872
16 N-Nitroso-di-n-propylamine	70		9.204	9.251	(1.087)	14170	1.00000	1.051
17 Hexachloroethane	117		9.287	9.292	(1.096)	6579	1.00000	0.9602
\$ 18 Nitrobenzene-d5	82		9.392	9.416	(0.893)	19375	1.00000	1.015
106 Guaiacol	124		9.416	9.439	(1.112)	10223	1.00000	1.004
19 Nitrobenzene	77		9.422	9.451	(0.896)	21230	1.00000	1.111

Compounds	QUANT SIG		AMOUNTS				
	MASS	RT	EXP RT	REL RT	RESPONSE	CAL-AMT (ug/mL)	ON-COL (ug/mL)
=====	====	==	=====	=====	=====	=====	=====
20 Isophorone	82	9.798	9.839	(0.931)	34582	1.00000	1.017
21 2-Nitrophenol	139	9.939	9.956	(0.945)	7118	1.00000	0.9302
22 2,4-Dimethylphenol	107	10.027	10.056	(0.953)	16653	1.00000	1.012
23 Bis(2-Chloroethoxy)methane	93	10.180	10.203	(0.968)	19530	1.00000	1.015
25 2,4-Dichlorophenol	162	10.315	10.344	(0.980)	10614	1.00000	0.9736
24 Benzoic acid	105	10.127	10.420	(0.963)	12107	5.00000	0.9898 (MH)
26 1,2,4-Trichlorobenzene	180	10.456	10.467	(0.994)	12528	1.00000	1.010
* 27 Naphthalene-d8	136	10.520	10.515	(1.000)	672649	20.0000	
28 Naphthalene	128	10.550	10.567	(1.003)	40808	1.00000	1.066
144 alpha-Terpineol	59	10.562	10.585	(1.004)	11578	1.00000	1.108
29 4-Chloroaniline	127	10.679	10.697	(1.015)	16655	1.00000	1.052
30 Hexachlorobutadiene	225	10.861	10.873	(1.032)	6305	1.00000	1.005
185 4-Chloroguaiacol	115	11.431	11.443	(1.350)	3625	0.50000	0.4938
31 4-Chloro-3-methylphenol	107	11.472	11.496	(1.090)	13849	1.00000	1.016
32 2-Methylnaphthalene	141	11.672	11.684	(1.109)	21606	1.00000	1.014
105 1-methylnaphthalene	141	11.842	11.860	(1.126)	20787	1.00000	1.020
33 Hexachlorocyclopentadiene	237	12.054	12.060	(0.900)	4617	1.00000	0.6885
34 2,4,6-Trichlorophenol	196	12.177	12.195	(0.909)	6647	1.00000	0.8851
35 2,4,5-Trichlorophenol	196	12.236	12.254	(0.914)	7053	1.00000	0.8888
\$ 36 2-Fluorobiphenyl	172	12.307	12.324	(0.919)	27301	1.00000	1.012
112 Biphenyl	154	12.448	12.465	(0.929)	32978	1.00000	1.068
37 2-Chloronaphthalene	162	12.453	12.477	(0.930)	23518	1.00000	1.043
184 3,4-Dichloroguaiacol	192	12.530	12.541	(1.479)	4253	1.00000	0.9629
113 Diphenyl Oxide	170	12.636	12.653	(0.943)	15793	1.00000	1.012
38 2-Nitroaniline	65	12.671	12.700	(0.946)	9424	1.00000	0.9834
39 Dimethylphthalate	163	13.041	13.076	(0.974)	25144	1.00000	0.9924
40 Acenaphthylene	152	13.135	13.152	(0.981)	37818	1.00000	1.016
41 2,6-Dinitrotoluene	165	13.135	13.164	(0.981)	5375	1.00000	0.9237
107 4,5-Dichloroguaiacol	192	13.305	13.335	(0.993)	6319	1.00000	0.9592 (H)
182 4,6-Dichloroguaiacol	192	13.329	13.358	(1.574)	4604	1.00000	0.9357
43 3-Nitroaniline	138	13.346	13.387	(0.996)	6250	1.00000	1.065
* 42 Acenaphthene-d10	164	13.393	13.393	(1.000)	355781	20.0000	
44 Acenaphthene	153	13.440	13.464	(1.004)	22702	1.00000	1.003
133 Butylatedhydroxytoluene	205	13.546	13.564	(1.011)	19201	1.00000	1.053
45 2,4-Dinitrophenol	184	13.517	13.558	(1.009)	1914	5.00000	0.5818
47 4-Nitrophenol	109	13.640	13.670	(1.018)	3423	1.00000	0.7655
46 Dibenzofuran	168	13.699	13.722	(1.023)	32368	1.00000	1.021
168 Pentachlorobenzene	250	13.746	13.769	(1.026)	8646	1.00000	1.024
48 2,4-Dinitrotoluene	165	13.770	13.799	(1.028)	6817	1.00000	0.8785
181 3,4,6-Trichloroguaiacol	211	14.069	14.093	(1.661)	3686	1.00000	0.9315
109 3,4,5-Trichloroguaiacol	213	14.193	14.216	(0.899)	3764	1.00000	0.9104
50 Diethylphthalate	149	14.193	14.228	(1.060)	26162	1.00000	0.9929
49 Fluorene	166	14.263	14.281	(1.065)	25043	1.00000	1.003
51 4-Chlorophenyl-phenylether	204	14.275	14.292	(1.066)	12157	1.00000	1.029
52 4-Nitroaniline	138	14.339	14.404	(1.071)	5716	1.00000	0.9294
53 4,6-Dinitro-2-methylphenol	198	14.428	14.474	(0.914)	4943	5.00000	1.113
54 N-Nitrosodiphenylamine	169	14.475	14.510	(0.917)	17641	1.00000	1.005

Compounds	QUANT SIG		AMOUNTS				
	MASS	RT	EXP RT	REL RT	RESPONSE	CAL-AMT (ug/mL)	ON-COL (ug/mL)
111 Azobenzene (1,2-DP-Hydrazine)	77	14.527	14.551	(1.085)	36570	1.00000	1.065
115 Tributyl Phosphate	99	14.551	14.598	(0.922)	33387	1.00000	1.001
\$ 55 2,4,6-Tribromophenol	330	14.686	14.704	(1.097)	2651	1.00000	0.8066
56 4-Bromophenyl-phenylether	248	15.068	15.080	(0.955)	6152	1.00000	0.9858
108 4,5,6-Trichloroguaiacol	213	15.103	15.127	(1.128)	3385	1.00000	0.8982
57 Hexachlorobenzene	284	15.297	15.315	(0.969)	6549	1.00000	1.011
58 Pentachlorophenol	266	15.585	15.603	(0.988)	2624	1.00000	0.6367
180 n-Octadecane	57	15.661	15.673	(0.993)	19097	1.00000	1.075
110 Tetrachloroguaiacol	247	15.708	15.738	(0.996)	6455	2.00000	1.901
* 59 Phenanthrene-d10	188	15.779	15.779	(1.000)	540272	20.0000	
60 Phenanthrene	178	15.814	15.838	(1.002)	36460	1.00000	1.057
61 Anthracene	178	15.885	15.914	(1.007)	36018	1.00000	1.029
62 Carbazole	167	16.161	16.184	(1.024)	29999	1.00000	1.013
186 Carbaryl	144	16.566	16.584	(1.956)	16038	1.00000	0.9106
116 Dibutyl Phenyl Phosphate	175	16.302	16.313	(1.033)	16859	1.00000	0.9313
63 Di-n-butylphthalate	149	16.860	16.872	(1.068)	37798	1.00000	0.9882
64 Fluoranthene	202	17.759	17.782	(1.125)	34556	1.00000	1.011
117 Butyl Diphenyl Phosphate	94	18.000	18.011	(0.895)	7877	1.00000	1.002
65 Pyrene	202	18.117	18.141	(0.901)	34404	1.00000	1.001
\$ 66 Terphenyl-d14	244	18.417	18.435	(0.916)	19568	1.00000	0.9542
98 Retene	219	18.676	18.687	(0.928)	10281	1.00000	0.9737
67 Butylbenzylphthalate	149	19.292	19.310	(0.959)	15429	1.00000	0.9653
118 Triphenyl Phosphate	326	19.610	19.627	(0.975)	4954	1.00000	1.004
70 3,3'-Dichlorobenzidine	252	20.080	20.097	(0.998)	10189	1.00000	1.093
68 Benzo(a)anthracene	228	20.086	20.109	(0.999)	28368	1.00000	1.030
* 69 Chrysene-d12	240	20.115	20.109	(1.000)	399096	20.0000	
71 Chrysene	228	20.150	20.180	(1.002)	27691	1.00000	1.028
72 bis(2-Ethylhexyl)phthalate	149	20.285	20.291	(0.956)	20915	1.00000	0.9788
* 134 Di-n-octylphthalate-d4	153	21.220	21.220	(1.000)	660722	20.0000	
73 Di-n-octylphthalate	149	21.225	21.243	(1.000)	37733	1.00000	1.044
74 Benzo(b)fluoranthene	252	21.743	21.778	(0.976)	28009	1.00000	0.9846 (H)
75 Benzo(k)fluoranthene	252	21.778	21.778	(0.977)	31157	1.00000	1.058
76 Benzo(a)pyrene	252	22.201	22.230	(0.996)	24692	1.00000	0.9711
* 77 Perylene-d12	264	22.283	22.283	(1.000)	407093	20.0000	
78 Indeno(1,2,3-cd)pyrene	276	23.975	24.040	(1.076)	30815	1.00000	0.9651
79 Dibenzo(a,h)anthracene	278	24.005	24.069	(1.077)	24488	1.00000	0.9407
80 Benzo(g,h,i)perylene	276	24.451	24.539	(1.097)	28289	1.00000	0.9804

QC Flag Legend

M - Compound response manually integrated.
 H - Operator selected an alternate compound hit.

Analytical Resources, Inc.

INTERNAL STANDARD COMPOUNDS
 AREA AND RT SUMMARY

Instrument ID: nt4.i
 Lab File ID: 0010508.d
 Lab Smp Id: ABN 1
 Analysis Type: SV
 Quant Type: ISTD
 Operator: LJR/VTS
 Method File: /chem3/nt4.i/20090508.b/SW846.m
 Misc Info:

Calibration Date: 08-MAY-2009
 Calibration Time: 11:56

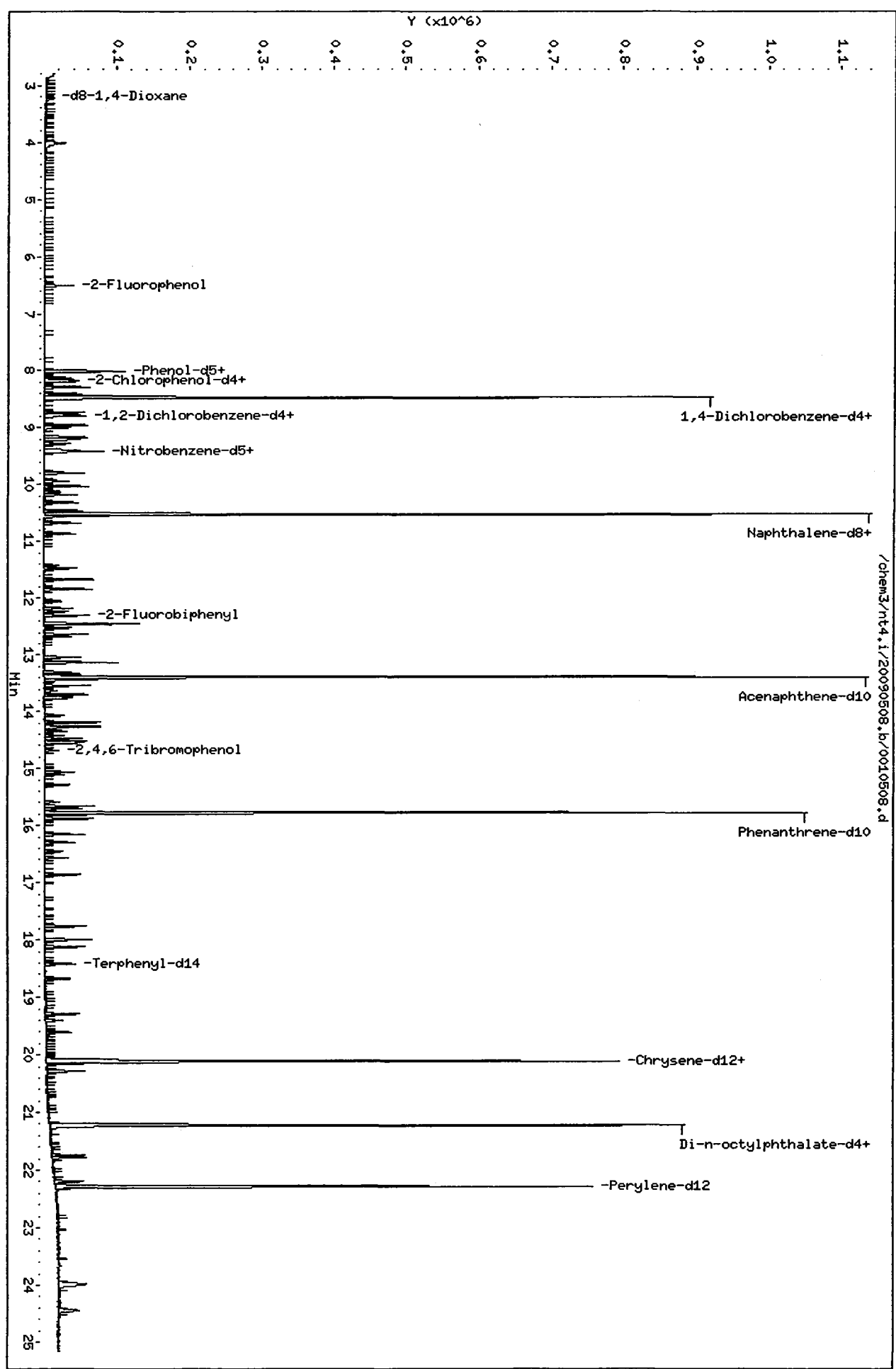
Level:
 Sample Type:

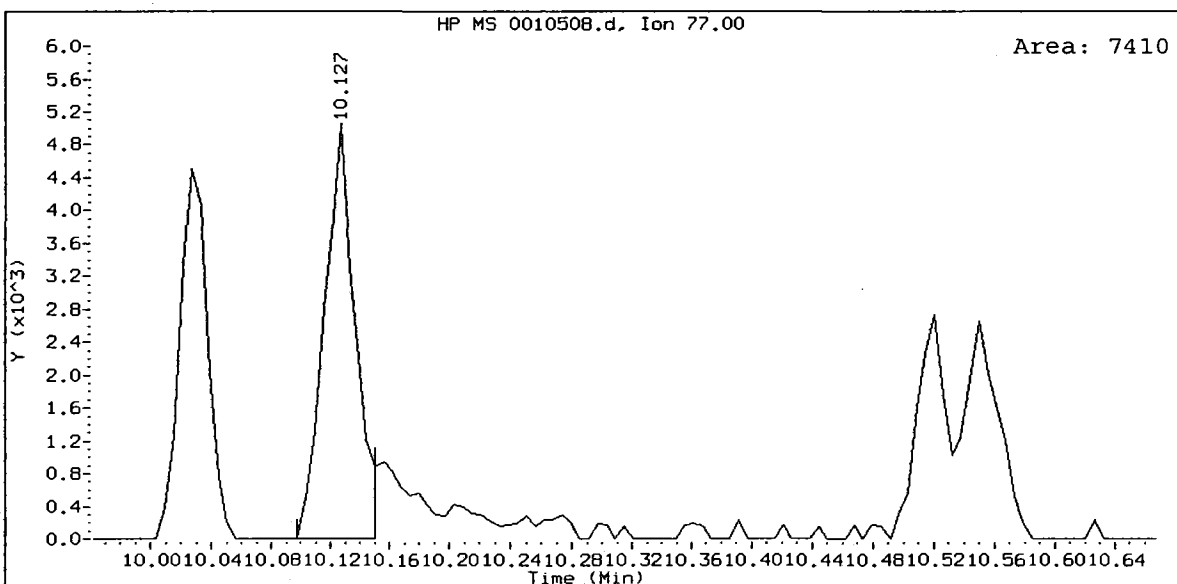
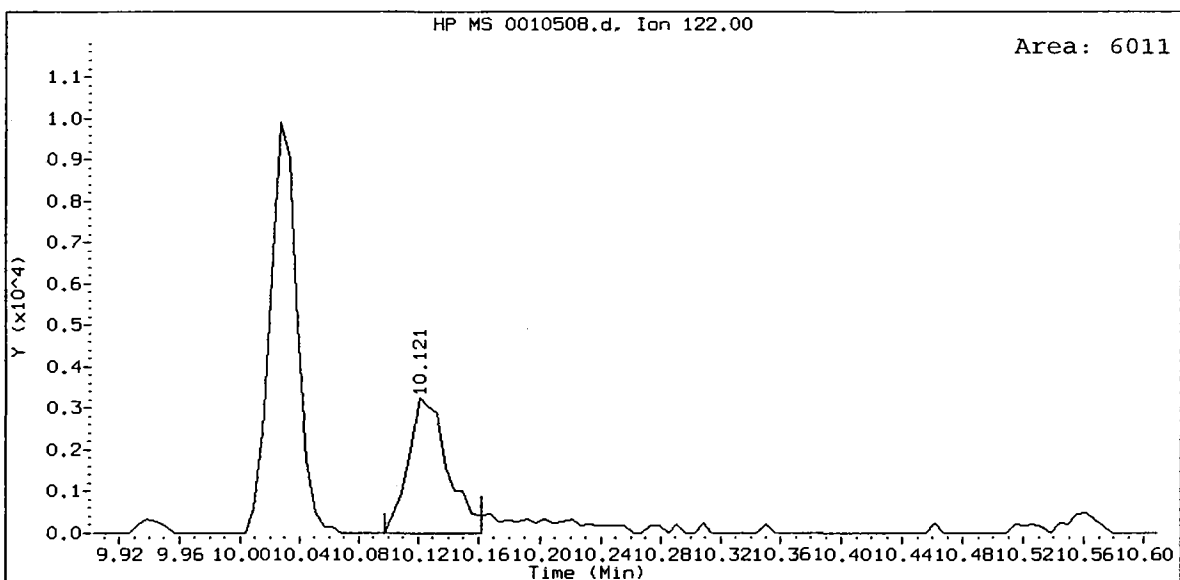
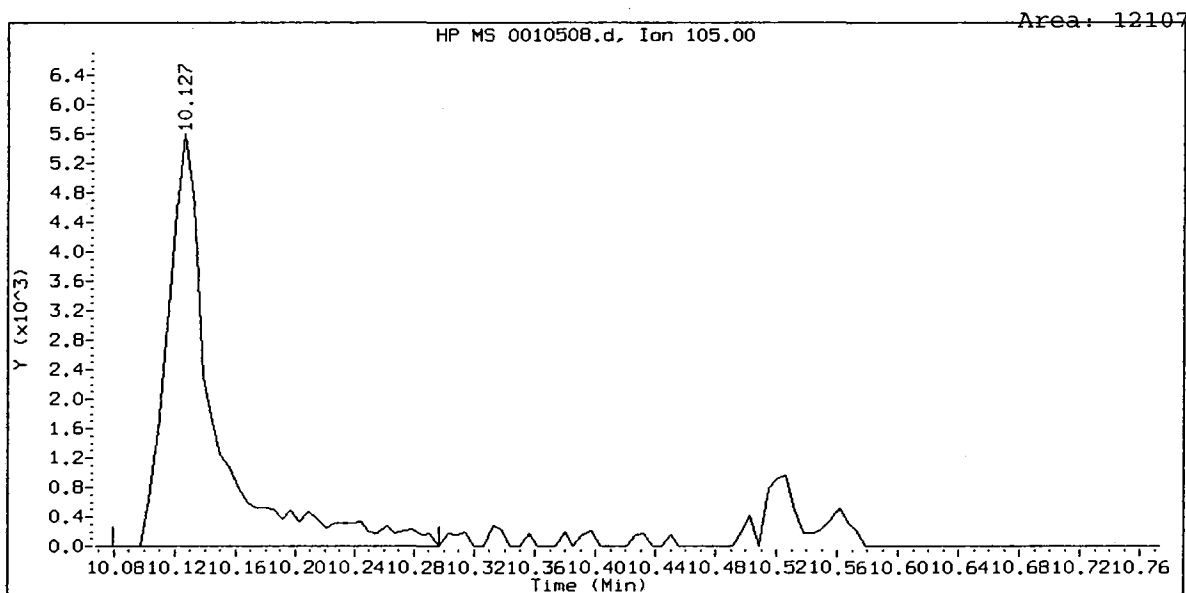
Test Mode: Use Initial Calibration Level 4.
 If Continuing Cal. use Initial Cal. Level 4

COMPOUND	STANDARD	AREA LIMIT		SAMPLE	%DIFF
		LOWER	UPPER		
8 1,4-Dichlorobenze	180629	90314	361258	193809	7.30
27 Naphthalene-d8	633172	316586	1266344	672649	6.23
42 Acenaphthene-d10	336916	168458	673832	355781	5.60
59 Phenanthrene-d10	514258	257129	1028516	540272	5.06
69 Chrysene-d12	376875	188438	753750	399096	5.90
134 Di-n-octylphthala	640574	320287	1281148	660722	3.15
77 Perylene-d12	383864	191932	767728	407093	6.05

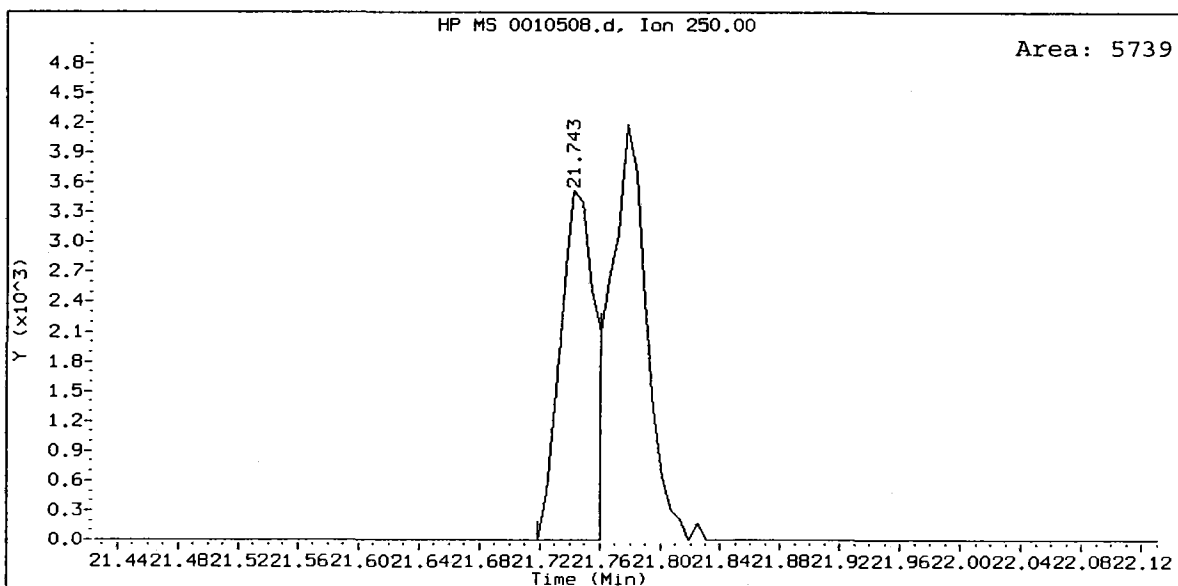
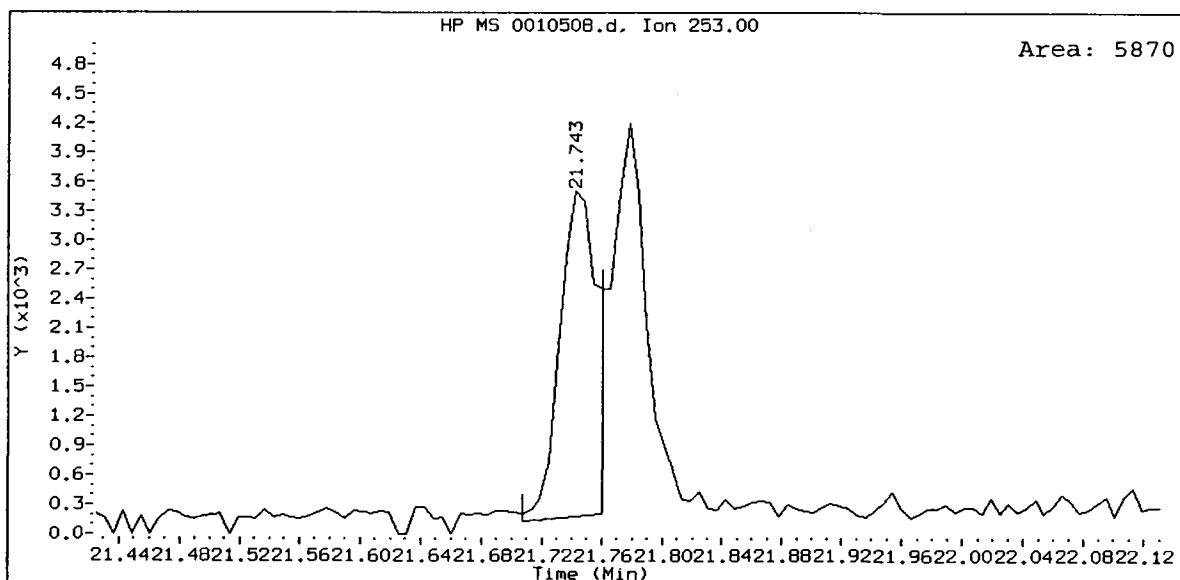
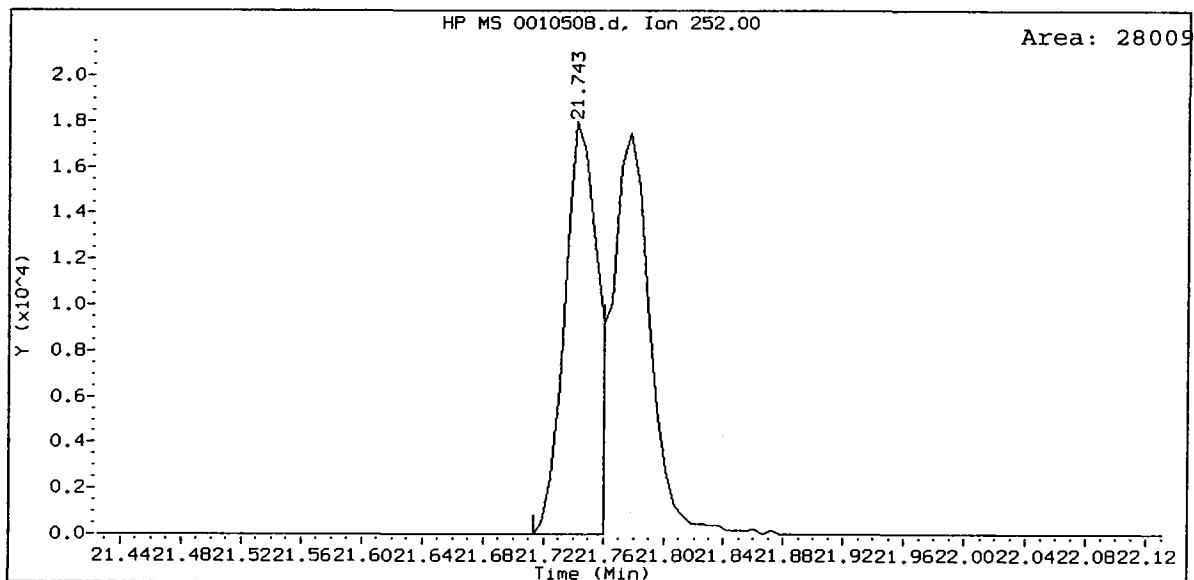
COMPOUND	STANDARD	RT LIMIT		SAMPLE	%DIFF
		LOWER	UPPER		
8 1,4-Dichlorobenze	8.48	7.98	8.98	8.47	-0.10
27 Naphthalene-d8	10.52	10.02	11.02	10.52	-0.02
42 Acenaphthene-d10	13.40	12.90	13.90	13.39	-0.02
59 Phenanthrene-d10	15.79	15.29	16.29	15.78	-0.05
69 Chrysene-d12	20.12	19.62	20.62	20.12	-0.01
134 Di-n-octylphthala	21.22	20.72	21.72	21.22	-0.01
77 Perylene-d12	22.29	21.79	22.79	22.28	-0.01

AREA UPPER LIMIT = +100% of internal standard area.
 AREA LOWER LIMIT = - 50% of internal standard area.
 RT UPPER LIMIT = + 0.50 minutes of internal standard RT.
 RT LOWER LIMIT = - 0.50 minutes of internal standard RT.

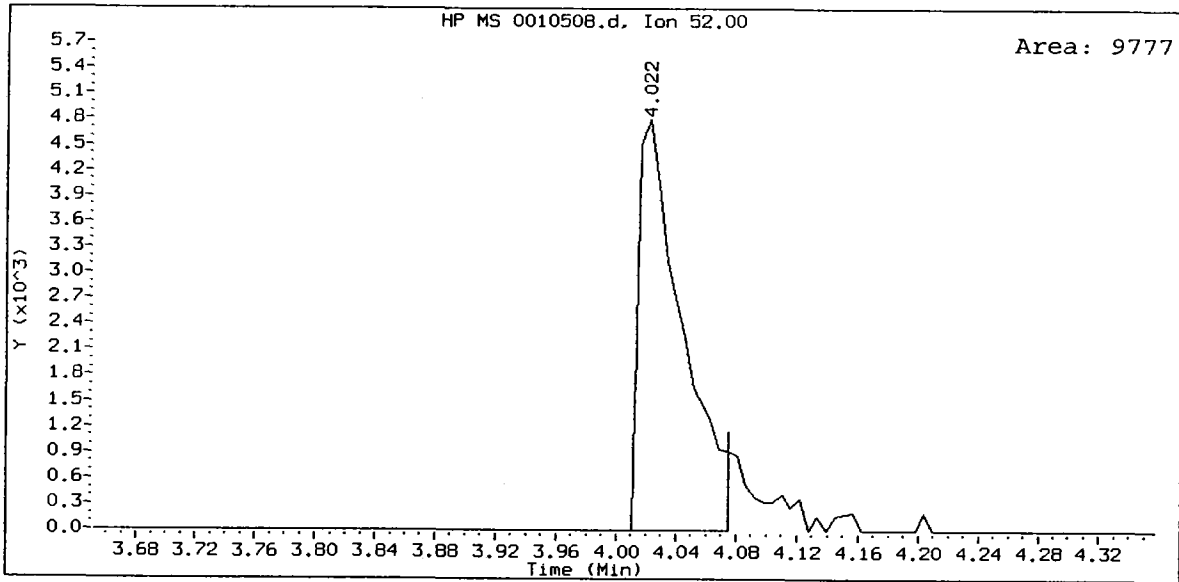
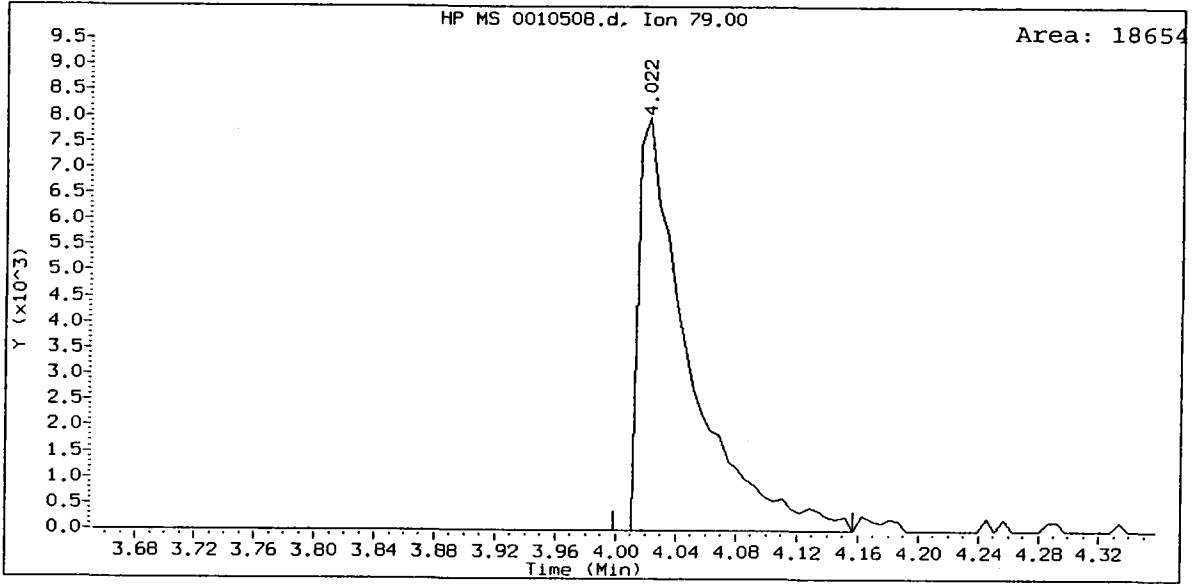




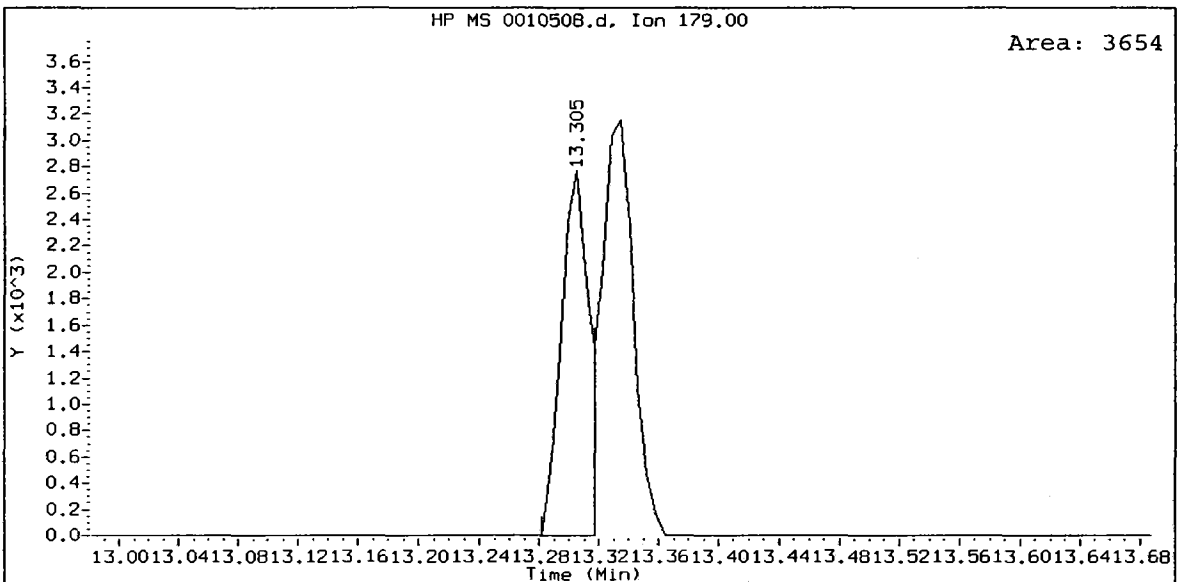
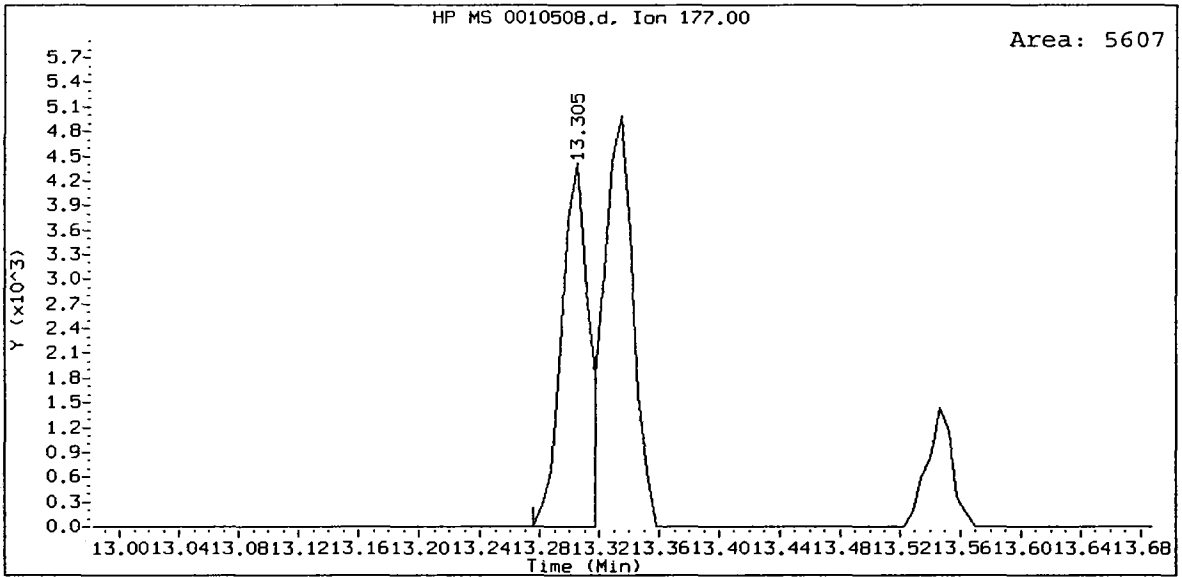
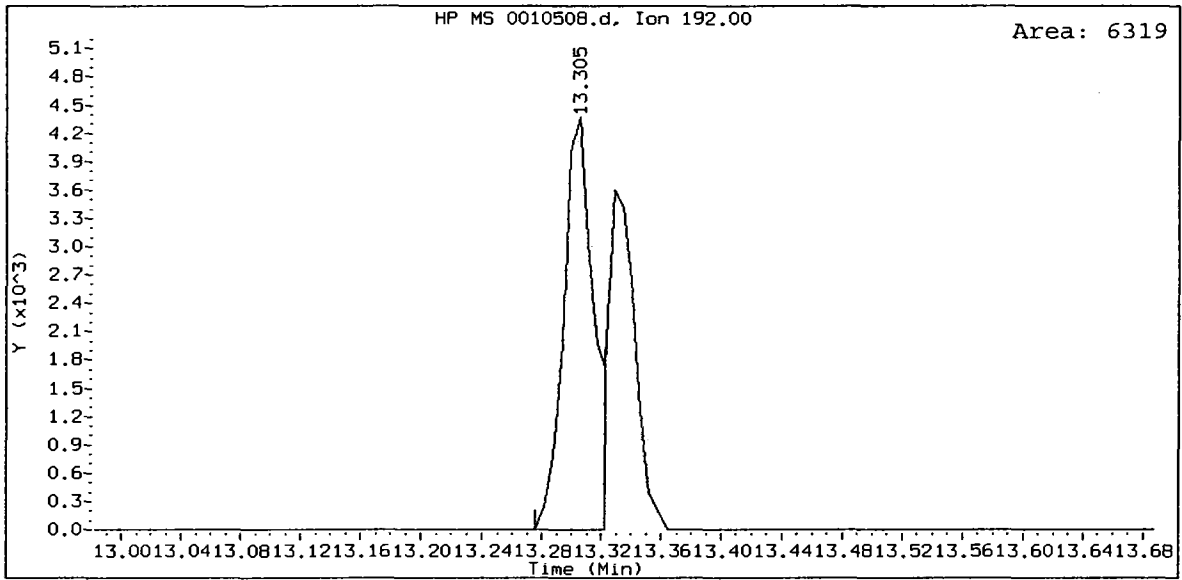
ABN 1, /chem3/nt4.i/20090508.b/0010508.d
Benzo(b)fluoranthene Amount: 0.98



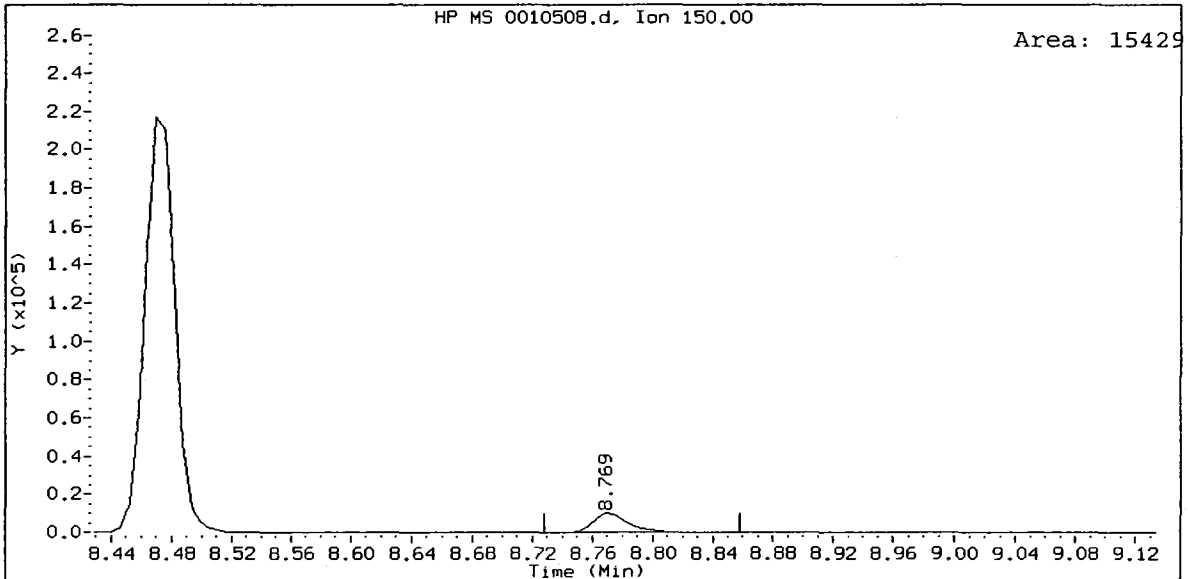
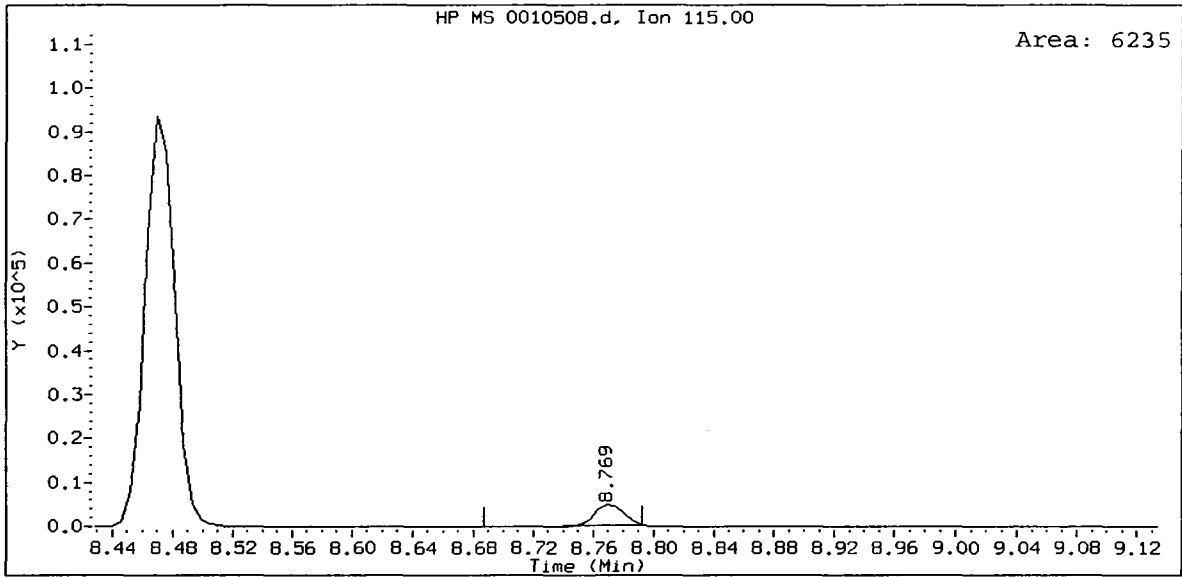
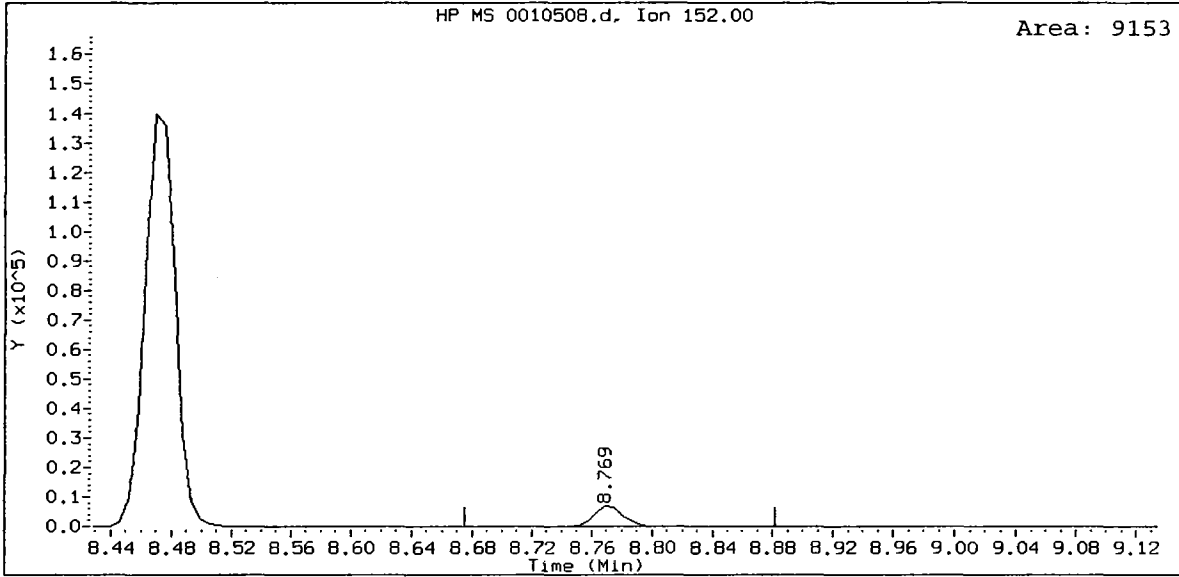
ABN 1, /chem3/nt4.i/20090508.b/0010508.d
Pyridine Amount: 1.02



ABN 1, /chem3/nt4.i/20090508.b/0010508.d
4,5-Dichloroguaiacol Amount: 0.96



ABN 1, /chem3/nt4.i/20090508.b/0010508.d
1,2-Dichlorobenzene-d4 Amount: 1.00



Analytical Resources, Inc.

Semivolatile Report SW846 Method 8270D

Data file : /chem3/nt4.i/20090508.b/0050508.d
 Lab Smp Id: ABN 5
 Inj Date : 08-MAY-2009 14:13
 Operator : LJR/VTS
 Smp Info : ABN 5
 Misc Info :
 Comment : 1ul Injection
 Method : /chem3/nt4.i/20090508.b/SW846.m
 Meth Date : 11-May-2009 16:19 jeff
 Cal Date : 08-MAY-2009 14:13
 Als bottle: 5
 Dil Factor: 1.00000
 Integrator: HP RTE
 Target Version: 3.50

Inst ID: nt4.i
 Quant Type: ISTD
 Cal File: 0050508.d
 Calibration Sample, Level: 2
 Compound Sublist: KSINK.sub

LJR
5/11/09

Compounds	QUANT	SIG	RT	EXP RT	REL RT	RESPONSE	AMOUNTS	
							CAL-AMT (ug/mL)	ON-COL (ug/mL)
\$ 137 d8-1,4-Dioxane	96		3.152	3.205	(0.372)	26889	5.00000	5.124
143 1,4-Dioxane	88		3.216	3.270	(0.380)	29219	5.00000	5.179
103 Pyridine	79		3.974	4.004	(0.469)	79197	5.00000	5.263
90 N-Nitrosodimethylamine	74		3.980	4.057	(0.470)	48024	5.00000	5.229
\$ 1 2-Fluorophenol	112		6.507	6.525	(0.768)	63262	5.00000	5.194
\$ 2 Phenol-d5	99		8.005	8.041	(0.945)	88395	5.00000	5.330
91 Aniline	93		8.017	8.041	(0.947)	124264	5.00000	5.721
3 Phenol	94		8.023	8.064	(0.947)	104525	5.00000	5.517
4 Bis(2-Chloroethyl)ether	93		8.128	8.152	(0.960)	75613	5.00000	5.358
\$ 5 2-Chlorophenol-d4	132		8.164	8.188	(0.964)	53577	5.00000	5.231
6 2-Chlorophenol	128		8.187	8.211	(0.967)	61124	5.00000	5.230
179 n-Decane	57		8.293	8.305	(0.979)	81877	5.00000	5.758
7 1,3-Dichlorobenzene	146		8.410	8.429	(0.993)	67347	5.00000	5.226
* 8 1,4-Dichlorobenzene-d4	152		8.469	8.470	(1.000)	158957	20.0000	
9 1,4-Dichlorobenzene	146		8.498	8.511	(1.003)	67790	5.00000	5.251
11 Benzyl alcohol	108		8.733	8.764	(1.031)	47510	5.00000	5.273
\$ 10 1,2-Dichlorobenzene-d4	152		8.769	8.781	(1.035)	39396	5.00000	5.268 (H)
12 1,2-Dichlorobenzene	146		8.792	8.805	(1.038)	64195	5.00000	5.288
13 2-Methylphenol	108		8.957	8.987	(1.058)	64912	5.00000	5.295
14 2,2'-oxybis(1-Chloropropane)	45		8.998	9.010	(1.062)	96120	5.00000	5.674
123 Acetophenone	105		9.156	9.187	(1.081)	94380	5.00000	5.358
15 4-Methylphenol	108		9.186	9.222	(1.085)	68564	5.00000	5.370
16 N-Nitroso-di-n-propylamine	70		9.209	9.251	(1.087)	60855	5.00000	5.505
17 Hexachloroethane	117		9.286	9.292	(1.096)	30434	5.00000	5.416
\$ 18 Nitrobenzene-d5	82		9.392	9.416	(0.893)	85714	5.00000	5.570
106 Guaiacol	124		9.415	9.439	(1.112)	45042	5.00000	5.392
19 Nitrobenzene	77		9.421	9.451	(0.896)	88253	5.00000	5.729

Compounds	QUANT SIG			AMOUNTS			
	MASS	RT	EXP RT	REL RT	RESPONSE	CAL-AMT (ug/mL)	ON-COL (ug/mL)
=====	=====	==	=====	=====	=====	=====	=====
20 Isophorone	82	9.797	9.839	(0.931)	149869	5.00000	5.468
21 2-Nitrophenol	139	9.938	9.956	(0.945)	31287	5.00000	5.072
22 2,4-Dimethylphenol	107	10.026	10.056	(0.953)	72095	5.00000	5.434
23 Bis(2-Chloroethoxy)methane	93	10.185	10.203	(0.968)	86442	5.00000	5.574
25 2,4-Dichlorophenol	162	10.314	10.344	(0.980)	46000	5.00000	5.234
24 Benzoic acid	105	10.167	10.420	(0.966)	86425	10.0000	8.764 (M)
26 1,2,4-Trichlorobenzene	180	10.455	10.467	(0.994)	53593	5.00000	5.361
* 27 Naphthalene-d8	136	10.520	10.515	(1.000)	542293	20.0000	
28 Naphthalene	128	10.549	10.567	(1.003)	170933	5.00000	5.538
144 alpha-Terpineol	59	10.561	10.585	(1.004)	48198	5.00000	5.723
29 4-Chloroaniline	127	10.678	10.697	(1.015)	70651	5.00000	5.534
30 Hexachlorobutadiene	225	10.866	10.873	(1.033)	27575	5.00000	5.453
185 4-Chloroguaiacol	115	11.430	11.443	(1.350)	15609	2.50000	2.593
31 4-Chloro-3-methylphenol	107	11.477	11.496	(1.091)	58748	5.00000	5.345
32 2-Methylnaphthalene	141	11.671	11.684	(1.109)	93824	5.00000	5.460
105 1-methylnaphthalene	141	11.842	11.860	(1.126)	88714	5.00000	5.401
33 Hexachlorocyclopentadiene	237	12.053	12.060	(0.900)	25412	5.00000	4.717
34 2,4,6-Trichlorophenol	196	12.176	12.195	(0.909)	30970	5.00000	5.133
35 2,4,5-Trichlorophenol	196	12.235	12.254	(0.914)	31854	5.00000	4.996
\$ 36 2-Fluorobiphenyl	172	12.306	12.324	(0.919)	117278	5.00000	5.413
112 Biphenyl	154	12.447	12.465	(0.929)	141010	5.00000	5.682
37 2-Chloronaphthalene	162	12.453	12.477	(0.930)	99570	5.00000	5.497
184 3,4-Dichloroguaiacol	192	12.523	12.541	(1.479)	18656	5.00000	5.150
113 Diphenyl Oxide	170	12.635	12.653	(0.943)	67874	5.00000	5.411
38 2-Nitroaniline	65	12.676	12.700	(0.946)	43447	5.00000	5.643
39 Dimethylphthalate	163	13.040	13.076	(0.974)	109602	5.00000	5.384
40 Acenaphthylene	152	13.140	13.152	(0.981)	162419	5.00000	5.431
41 2,6-Dinitrotoluene	165	13.140	13.164	(0.981)	24207	5.00000	5.178
107 4,5-Dichloroguaiacol	192	13.305	13.335	(0.993)	27827	5.00000	5.257 (H)
182 4,6-Dichloroguaiacol	192	13.334	13.358	(1.574)	21160	5.00000	5.243
43 3-Nitroaniline	138	13.352	13.387	(0.997)	28239	5.00000	5.988
* 42 Acenaphthene-d10	164	13.393	13.393	(1.000)	285852	20.0000	
44 Acenaphthene	153	13.440	13.464	(1.004)	99025	5.00000	5.446
133 Butylatedhydroxytoluene	205	13.545	13.564	(1.011)	78035	5.00000	5.328
45 2,4-Dinitrophenol	184	13.516	13.558	(1.009)	19665	10.0000	7.440
47 4-Nitrophenol	109	13.639	13.670	(1.018)	18009	5.00000	5.013
46 Dibenzofuran	168	13.704	13.722	(1.023)	140164	5.00000	5.504
168 Pentachlorobenzene	250	13.745	13.769	(1.026)	36841	5.00000	5.429
48 2,4-Dinitrotoluene	165	13.769	13.799	(1.028)	32923	5.00000	5.281
181 3,4,6-Trichloroguaiacol	211	14.074	14.093	(1.662)	16671	5.00000	5.137
109 3,4,5-Trichloroguaiacol	213	14.192	14.216	(0.899)	18303	5.00000	5.399
50 Diethylphthalate	149	14.198	14.228	(1.060)	116675	5.00000	5.512
49 Fluorene	166	14.262	14.281	(1.065)	110392	5.00000	5.502
51 4-Chlorophenyl-phenylether	204	14.280	14.292	(1.066)	51857	5.00000	5.462
52 4-Nitroaniline	138	14.345	14.404	(1.071)	27120	5.00000	5.489
53 4,6-Dinitro-2-methylphenol	198	14.427	14.474	(0.914)	33222	10.0000	9.126
54 N-Nitrosodiphenylamine	169	14.480	14.510	(0.918)	76604	5.00000	5.324

Compounds	QUANT	SIG	RT	EXP RT	REL RT	RESPONSE	AMOUNTS	
							CAL-AMT (ug/mL)	ON-COL (ug/mL)
-----	----	----	==	-----	-----	-----	-----	-----
111 Azobenzene (1,2-DP-Hydrazine)	77		14.527	14.551	(1.085)	157204	5.00000	5.699
115 Tributyl Phosphate	99		14.556	14.598	(0.923)	152203	5.00000	5.563
\$ 55 2,4,6-Tribromophenol	330		14.685	14.704	(1.097)	13054	5.00000	4.943
56 4-Bromophenyl-phenylether	248		15.067	15.080	(0.955)	26807	5.00000	5.239
108 4,5,6-Trichloroguaiacol	213		15.108	15.127	(1.128)	15313	5.00000	5.057
57 Hexachlorobenzene	284		15.296	15.315	(0.969)	27646	5.00000	5.204
58 Pentachlorophenol	266		15.584	15.603	(0.988)	15557	5.00000	4.604
180 n-Octadecane	57		15.661	15.673	(0.993)	84729	5.00000	5.816
110 Tetrachloroguaiacol	247		15.713	15.738	(0.996)	29975	10.0000	10.77
* 59 Phenanthrene-d10	188		15.778	15.779	(1.000)	442997	20.0000	
60 Phenanthrene	178		15.813	15.838	(1.002)	152571	5.00000	5.396
61 Anthracene	178		15.884	15.914	(1.007)	154564	5.00000	5.386
62 Carbazole	167		16.160	16.184	(1.024)	133291	5.00000	5.488
186 Carbaryl	144		16.565	16.584	(1.956)	77949	5.00000	5.398
116 Dibutyl Phenyl Phosphate	175		16.301	16.313	(1.033)	78163	5.00000	5.266
63 Di-n-butylphthalate	149		16.859	16.872	(1.069)	168385	5.00000	5.369
64 Fluoranthene	202		17.764	17.782	(1.126)	152061	5.00000	5.424
93 Benzidine	184		17.993	18.011	(0.895)	73495	5.00000	3.701
117 Butyl Diphenyl Phosphate	94		17.999	18.011	(0.895)	36125	5.00000	5.595
65 Pyrene	202		18.122	18.141	(0.901)	155893	5.00000	5.527
\$ 66 Terphenyl-d14	244		18.422	18.435	(0.916)	89061	5.00000	5.290
98 Retene	219		18.675	18.687	(0.928)	44363	5.00000	5.118
67 Butylbenzylphthalate	149		19.292	19.310	(0.959)	68419	5.00000	5.214
118 Triphenyl Phosphate	326		19.609	19.627	(0.975)	20353	5.00000	5.026
70 3,3'-Dichlorobenzidine	252		20.079	20.097	(0.998)	45361	5.00000	5.928
68 Benzo(a)anthracene	228		20.085	20.109	(0.999)	121371	5.00000	5.367
* 69 Chrysene-d12	240		20.114	20.109	(1.000)	327632	20.0000	
71 Chrysene	228		20.149	20.180	(1.002)	121121	5.00000	5.477
72 bis(2-Ethylhexyl)phthalate	149		20.285	20.291	(0.956)	93474	5.00000	5.376
* 134 Di-n-octylphthalate-d4	153		21.219	21.220	(1.000)	537562	20.0000	
73 Di-n-octylphthalate	149		21.231	21.243	(1.001)	156207	5.00000	5.312
74 Benzo(b)fluoranthene	252		21.748	21.778	(0.976)	125481	5.00000	5.502 (H)
75 Benzo(k)fluoranthene	252		21.783	21.778	(0.978)	124227	5.00000	5.263
76 Benzo(a)pyrene	252		22.200	22.230	(0.996)	110264	5.00000	5.409
* 77 Perylene-d12	264		22.282	22.283	(1.000)	326401	20.0000	
78 Indeno(1,2,3-cd)pyrene	276		23.980	24.040	(1.076)	135757	5.00000	5.303
79 Dibenzo(a,h)anthracene	278		24.004	24.069	(1.077)	108170	5.00000	5.183
80 Benzo(g,h,i)perylene	276		24.456	24.539	(1.098)	121472	5.00000	5.251

QC Flag Legend

M - Compound response manually integrated.
 H - Operator selected an alternate compound hit.

Analytical Resources, Inc.

INTERNAL STANDARD COMPOUNDS
 AREA AND RT SUMMARY

Instrument ID: nt4.i
 Lab File ID: 0050508.d
 Lab Smp Id: ABN 5
 Analysis Type: SV
 Quant Type: ISTD
 Operator: LJR/VTS
 Method File: /chem3/nt4.i/20090508.b/SW846.m
 Misc Info:

Calibration Date: 08-MAY-2009
 Calibration Time: 11:56

Level:
 Sample Type:

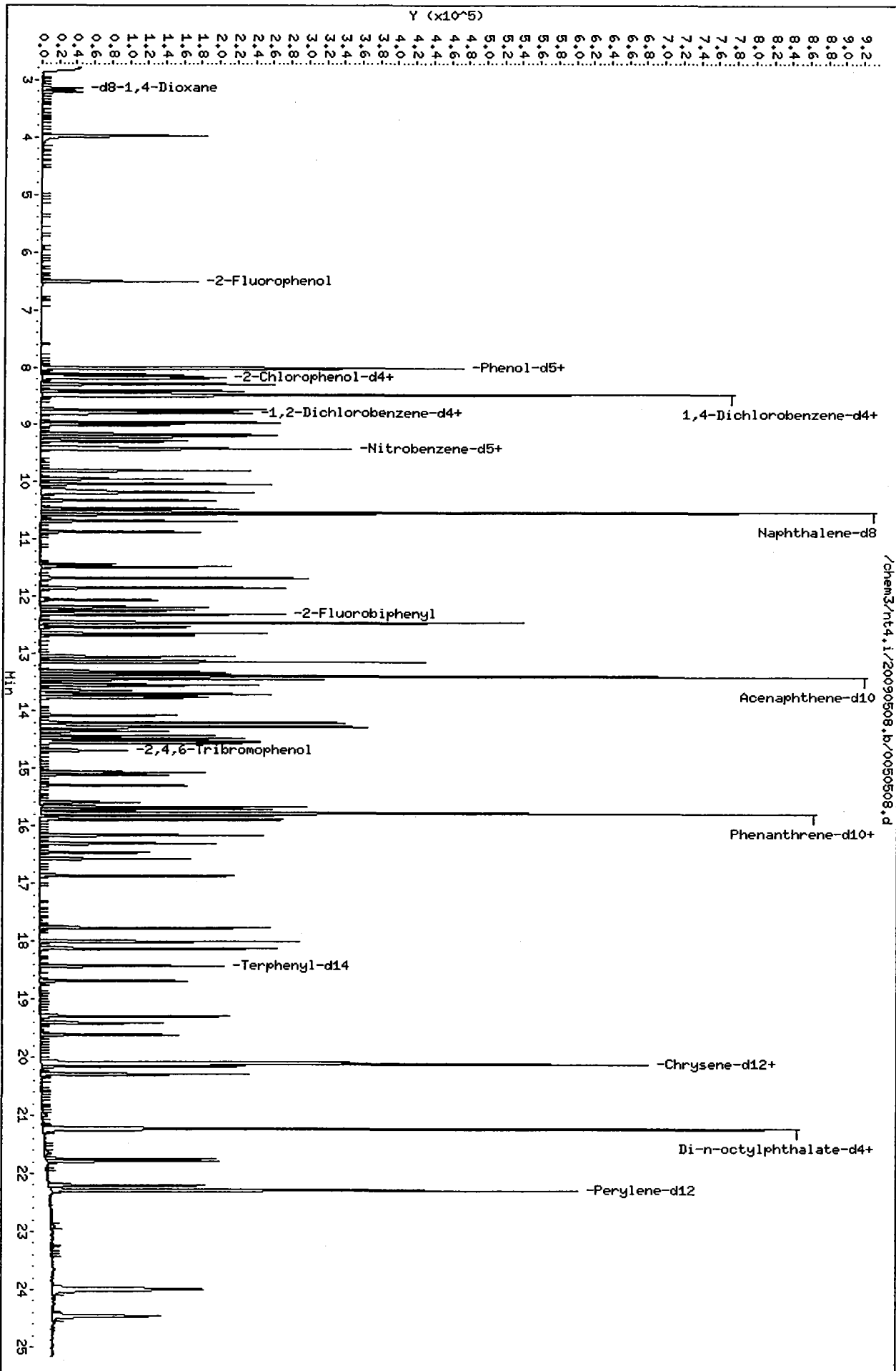
Test Mode:

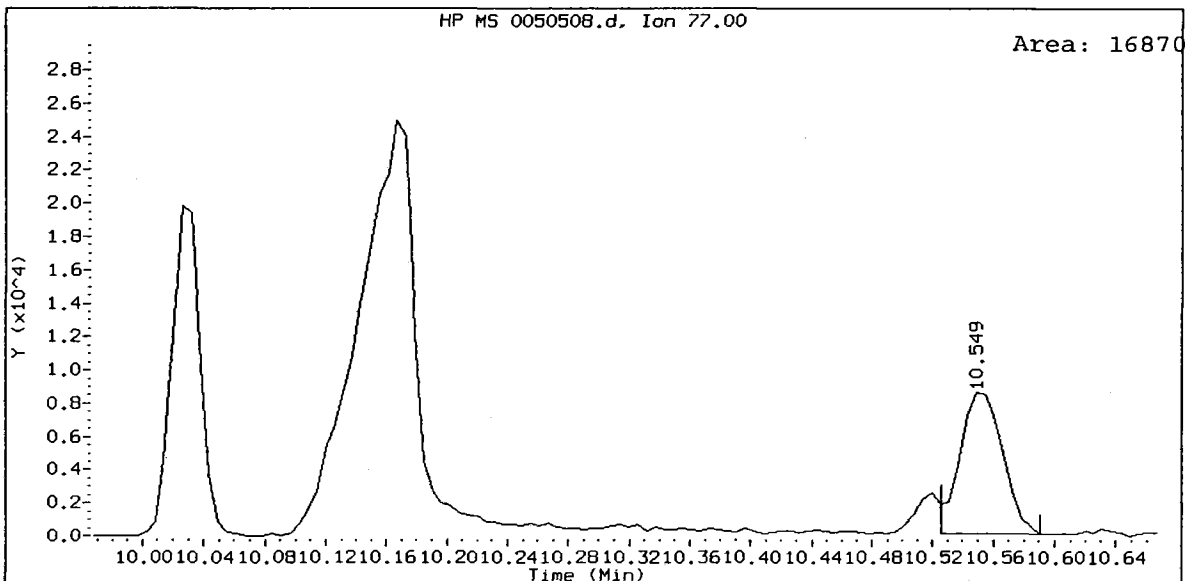
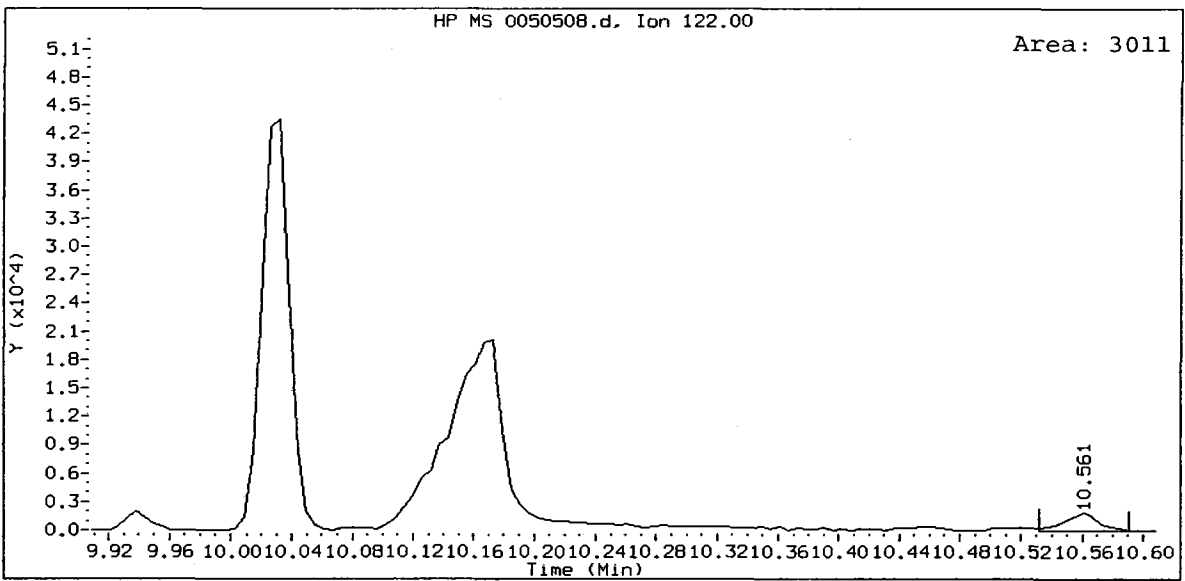
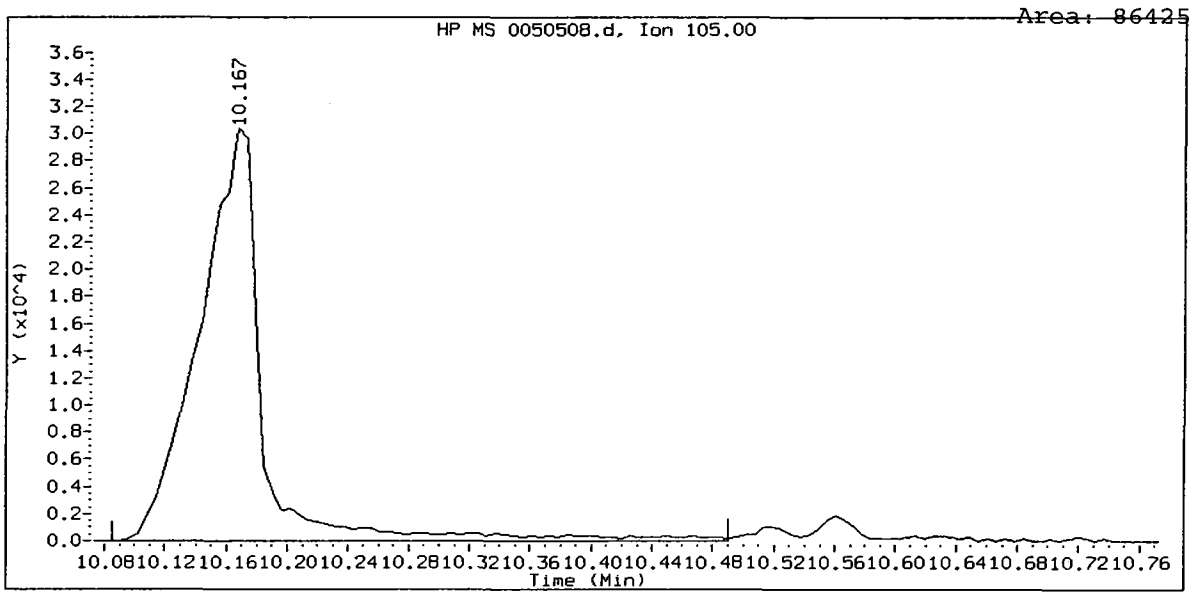
Use Initial Calibration Level 4.
 If Continuing Cal. use Initial Cal. Level 4

COMPOUND	STANDARD	AREA LIMIT		SAMPLE	%DIFF
		LOWER	UPPER		
8 1,4-Dichlorobenze	180629	90314	361258	158957	-12.00
27 Naphthalene-d8	633172	316586	1266344	542293	-14.35
42 Acenaphthene-d10	336916	168458	673832	285852	-15.16
59 Phenanthrene-d10	514258	257129	1028516	442997	-13.86
69 Chrysene-d12	376875	188438	753750	327632	-13.07
134 Di-n-octylphthala	640574	320287	1281148	537562	-16.08
77 Perylene-d12	383864	191932	767728	326401	-14.97

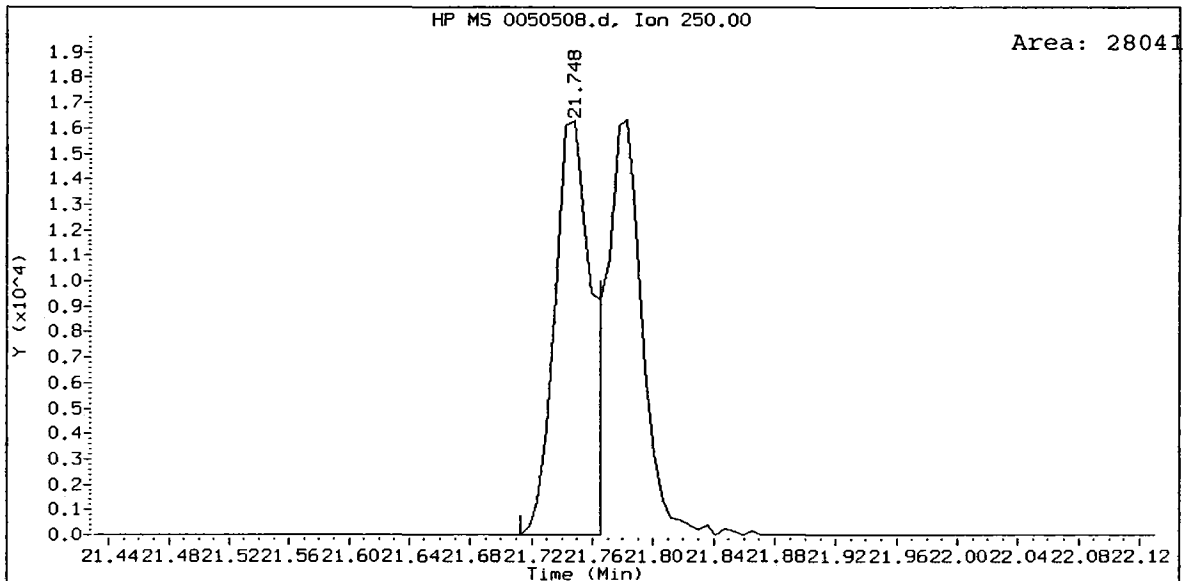
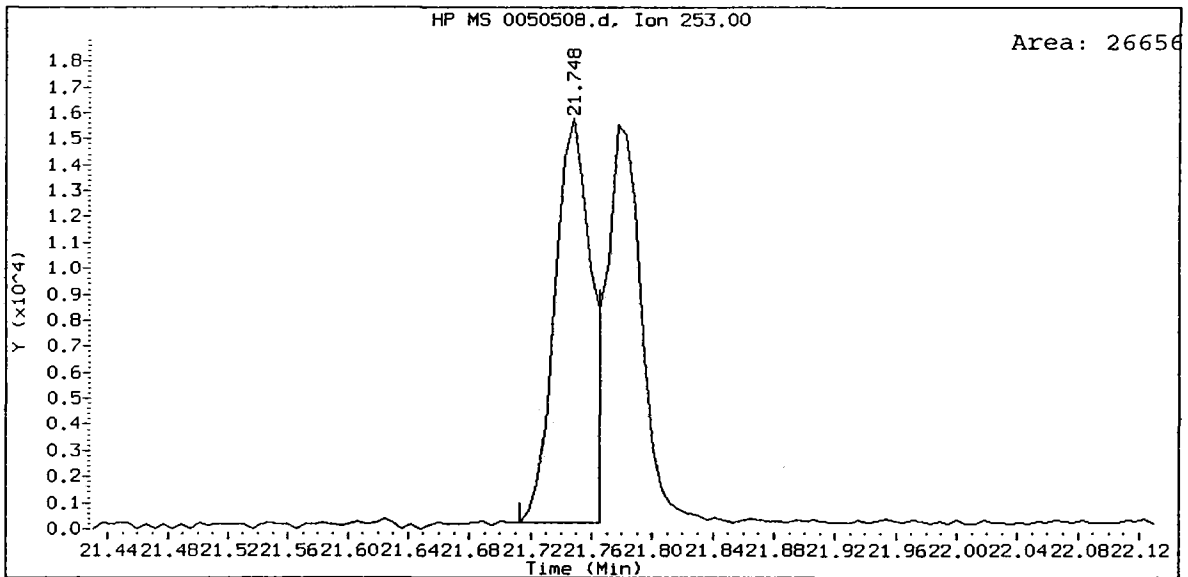
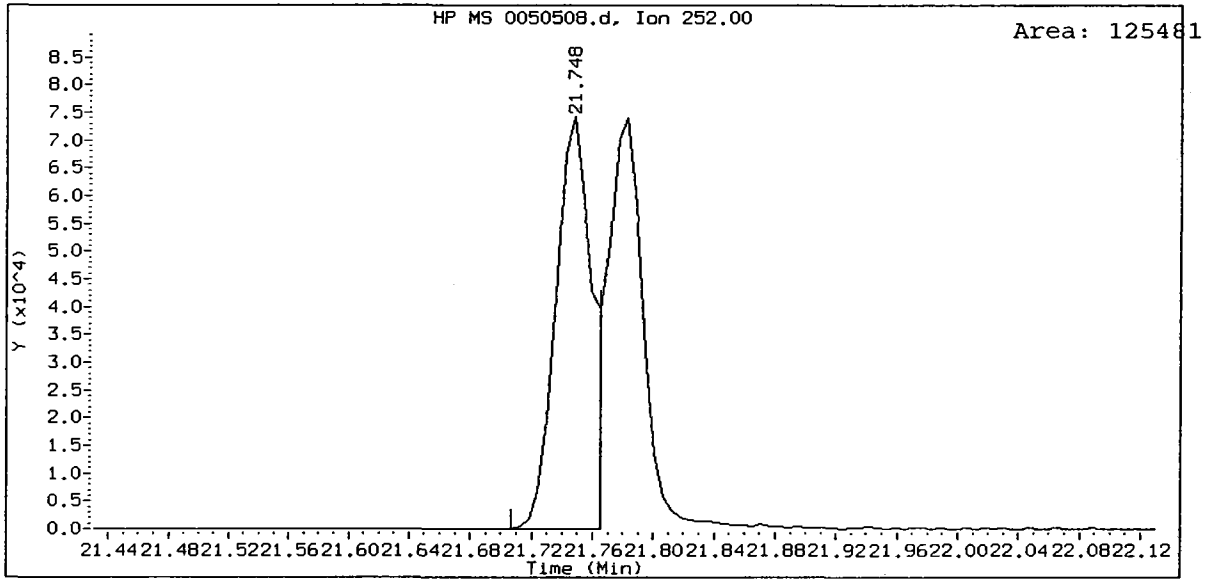
COMPOUND	STANDARD	RT LIMIT		SAMPLE	%DIFF
		LOWER	UPPER		
8 1,4-Dichlorobenze	8.48	7.98	8.98	8.47	-0.11
27 Naphthalene-d8	10.52	10.02	11.02	10.52	-0.03
42 Acenaphthene-d10	13.40	12.90	13.90	13.39	-0.03
59 Phenanthrene-d10	15.79	15.29	16.29	15.78	-0.06
69 Chrysene-d12	20.12	19.62	20.62	20.11	-0.02
134 Di-n-octylphthala	21.22	20.72	21.72	21.22	-0.02
77 Perylene-d12	22.29	21.79	22.79	22.28	-0.02

AREA UPPER LIMIT = +100% of internal standard area.
 AREA LOWER LIMIT = - 50% of internal standard area.
 RT UPPER LIMIT = + 0.50 minutes of internal standard RT.
 RT LOWER LIMIT = - 0.50 minutes of internal standard RT.

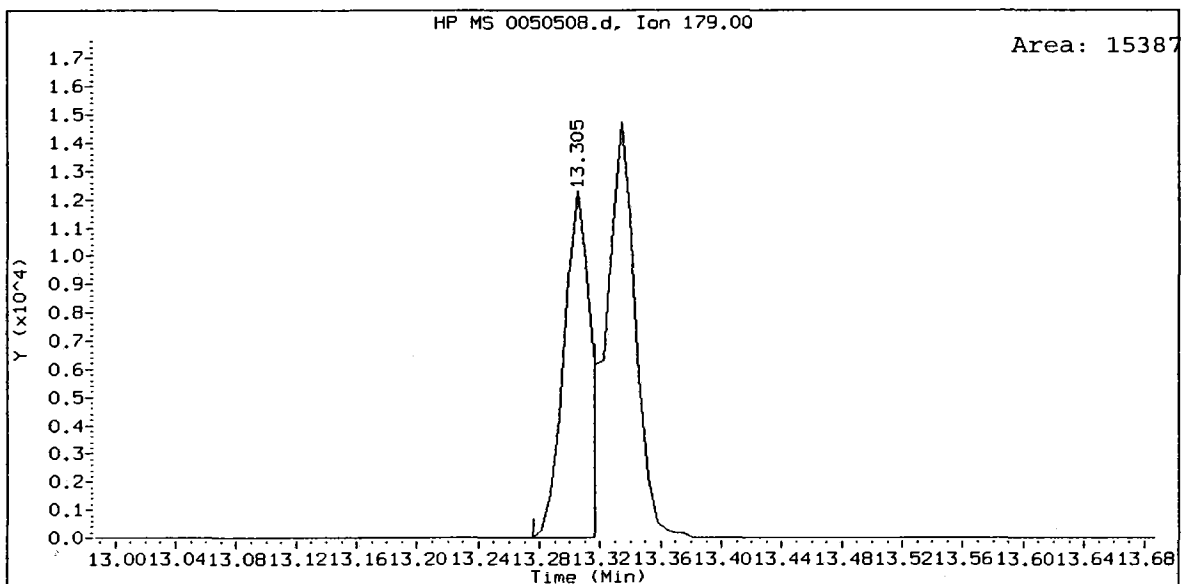
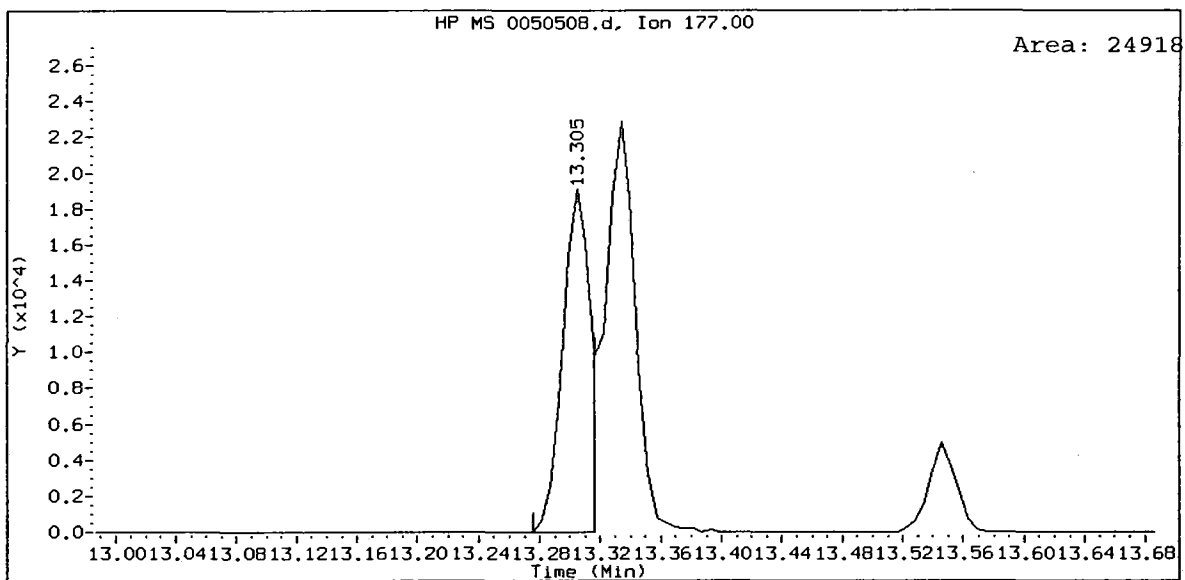
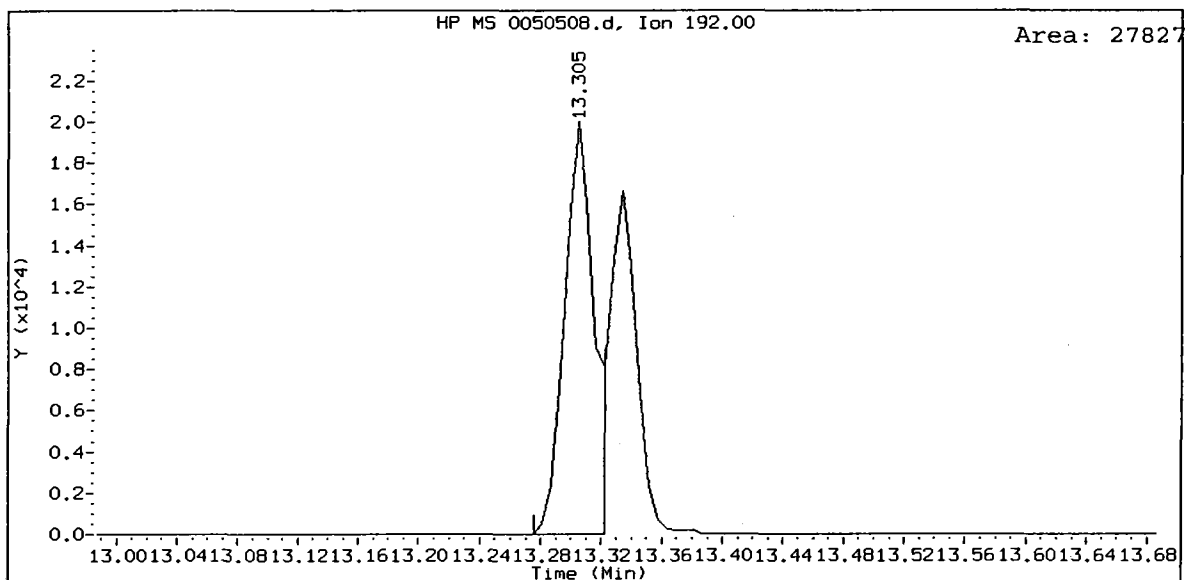




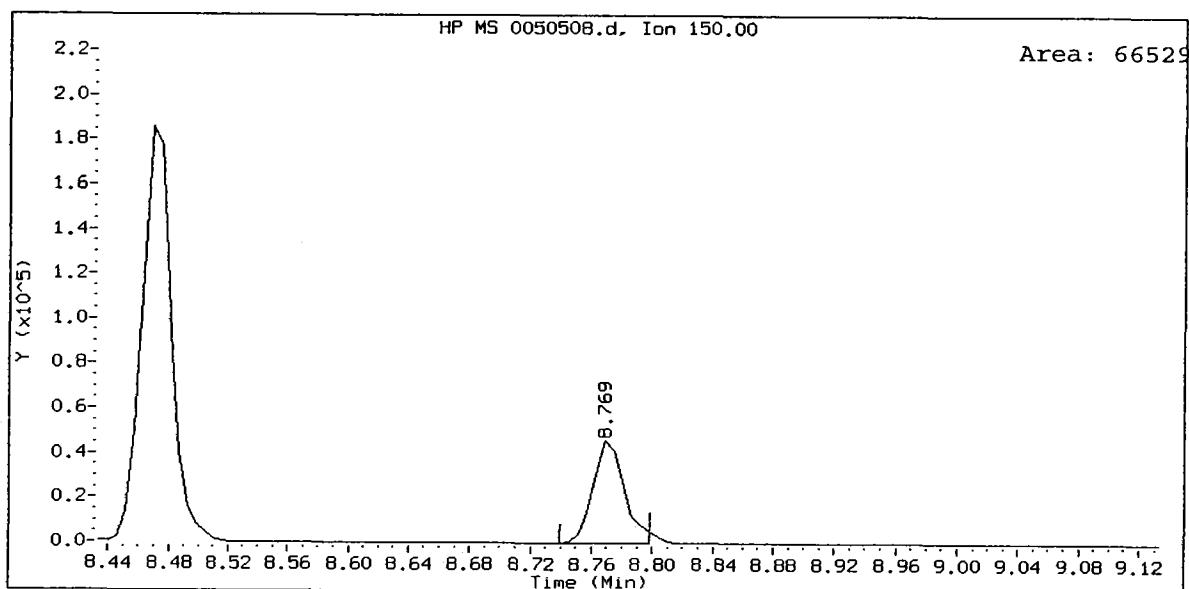
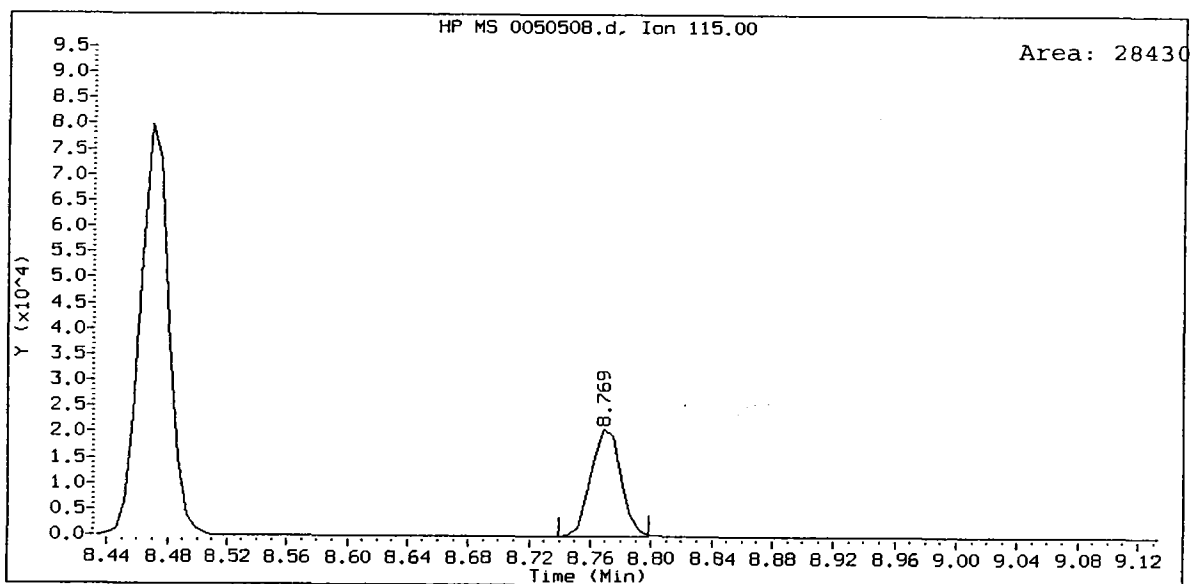
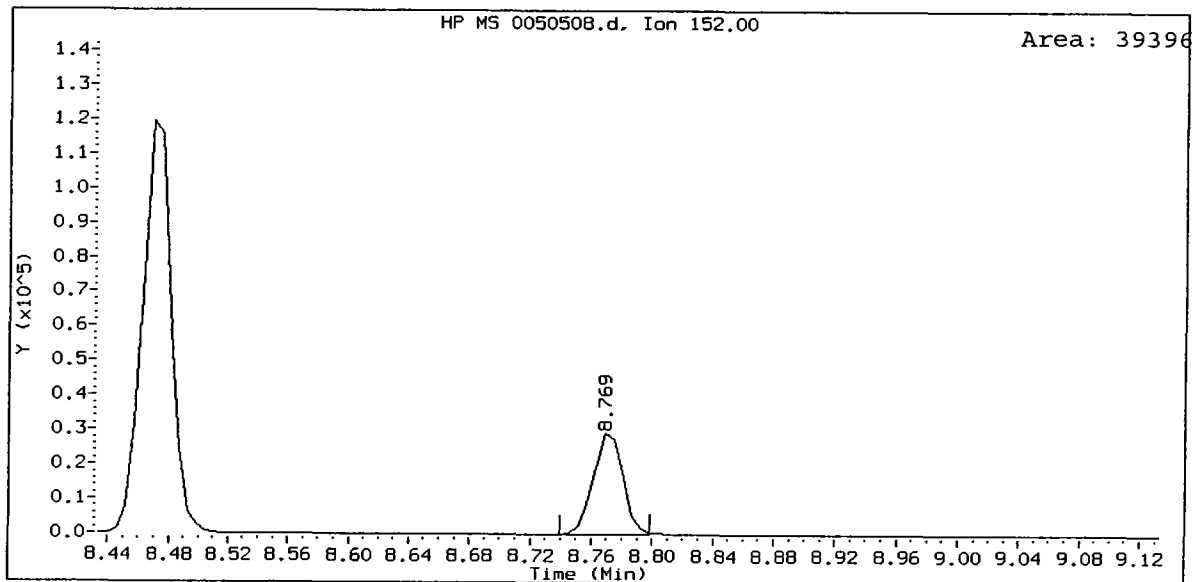
ABN 5, /chem3/nt4.i/20090508.b/0050508.d
Benzo(b)fluoranthene Amount: 5.50



ABN 5, /chem3/nt4.i/20090508.b/0050508.d
4,5-Dichloroguaiacol Amount: 5.26



ABN 5, /chem3/nt4.i/20090508.b/0050508.d
1,2-Dichlorobenzene-d4 Amount: 5.27



Analytical Resources, Inc.

Semivolatle Report SW846 Method 8270D

Data file : /chem3/nt4.i/20090508.b/0100508.d
 Lab Smp Id: ABN 10
 Inj Date : 08-MAY-2009 14:48
 Operator : LJR/VTS
 Smp Info : ABN 10
 Misc Info :
 Comment : 1ul Injection
 Method : /chem3/nt4.i/20090508.b/SW846.m
 Meth Date : 11-May-2009 16:19 jeff
 Cal Date : 08-MAY-2009 14:48
 Als bottle: 6
 Dil Factor: 1.00000
 Integrator: HP RTE
 Target Version: 3.50

Inst ID: nt4.i
 Quant Type: ISTD
 Cal File: 0100508.d
 Calibration Sample, Level: 3
 Compound Sublist: KSINK.sub

LJR
5/11/09

Compounds	QUANT	SIG	RT	EXP RT	REL RT	RESPONSE	AMOUNTS	
							CAL-AMT (ug/mL)	ON-COL (ug/mL)
\$ 137 d8-1,4-Dioxane	96	==	3.176	3.205	(0.375)	62285	10.0000	10.32
143 1,4-Dioxane	88		3.241	3.270	(0.382)	67673	10.0000	10.43
103 Pyridine	79		3.987	4.004	(0.470)	184385	10.0000	10.65
90 N-Nitrosodimethylamine	74		4.005	4.057	(0.472)	111768	10.0000	10.58
\$ 1 2-Fluorophenol	112		6.513	6.525	(0.768)	147742	10.0000	10.55
\$ 2 Phenol-d5	99		8.006	8.041	(0.945)	211318	10.0000	11.08
91 Aniline	93		8.023	8.041	(0.947)	275572	10.0000	11.03
3 Phenol	94		8.023	8.064	(0.947)	236480	10.0000	10.85
4 Bis(2-Chloroethyl)ether	93		8.129	8.152	(0.959)	172023	10.0000	10.60
\$ 5 2-Chlorophenol-d4	132		8.170	8.188	(0.964)	126520	10.0000	10.74
6 2-Chlorophenol	128		8.194	8.211	(0.967)	142021	10.0000	10.56
179 n-Decane	57		8.294	8.305	(0.978)	182014	10.0000	11.13
7 1,3-Dichlorobenzene	146		8.411	8.429	(0.992)	154385	10.0000	10.41
* 8 1,4-Dichlorobenzene-d4	152		8.476	8.470	(1.000)	182849	20.0000	10.29
9 1,4-Dichlorobenzene	146		8.499	8.511	(1.003)	152802	10.0000	10.66
11 Benzyl alcohol	108		8.734	8.764	(1.030)	110493	10.0000	10.65
\$ 10 1,2-Dichlorobenzene-d4	152		8.770	8.781	(1.035)	91601	10.0000	10.65
12 1,2-Dichlorobenzene	146		8.793	8.805	(1.037)	145880	10.0000	10.45
13 2-Methylphenol	108		8.958	8.987	(1.057)	153350	10.0000	10.87
14 2,2'-oxybis(1-Chloropropane)	45		8.999	9.010	(1.062)	216247	10.0000	11.10
123 Acetophenone	105		9.157	9.187	(1.080)	213908	10.0000	10.56
15 4-Methylphenol	108		9.187	9.222	(1.084)	159271	10.0000	10.84
16 N-Nitroso-di-n-propylamine	70		9.210	9.251	(1.087)	139199	10.0000	10.95
17 Hexachloroethane	117		9.287	9.292	(1.096)	68766	10.0000	10.64
\$ 18 Nitrobenzene-d5	82		9.392	9.416	(0.893)	202505	10.0000	11.04
106 Guaiacol	124		9.416	9.439	(1.111)	102344	10.0000	10.65
19 Nitrobenzene	77		9.422	9.451	(0.896)	199891	10.0000	10.88

Compounds	QUANT SIG		AMOUNTS				
	MASS	RT	EXP RT	REL RT	RESPONSE	CAL-AMT (ug/mL)	ON-COL (ug/mL)
20 Isophorone	82	9.804	9.839	(0.932)	343377	10.0000	10.51
21 2-Nitrophenol	139	9.939	9.956	(0.945)	75868	10.0000	10.31
22 2,4-Dimethylphenol	107	10.033	10.056	(0.954)	169464	10.0000	10.71
23 Bis(2-Chloroethoxy)methane	93	10.186	10.203	(0.968)	195143	10.0000	10.55
25 2,4-Dichlorophenol	162	10.321	10.344	(0.981)	109524	10.0000	10.45
24 Benzoic acid	105	10.215	10.420	(0.971)	232111	20.0000	19.74 (M)
26 1,2,4-Trichlorobenzene	180	10.456	10.467	(0.994)	123983	10.0000	10.40
* 27 Naphthalene-d8	136	10.521	10.515	(1.000)	646620	20.0000	
28 Naphthalene	128	10.550	10.567	(1.003)	381835	10.0000	10.38
144 alpha-Terpineol	59	10.562	10.585	(1.004)	113473	10.0000	11.30
29 4-Chloroaniline	127	10.679	10.697	(1.015)	162558	10.0000	10.68
30 Hexachlorobutadiene	225	10.867	10.873	(1.033)	62174	10.0000	10.31
185 4-Chloroguaiacol	115	11.431	11.443	(1.349)	36352	5.00000	5.249
31 4-Chloro-3-methylphenol	107	11.478	11.496	(1.091)	140701	10.0000	10.74
32 2-Methylnaphthalene	141	11.672	11.684	(1.109)	218259	10.0000	10.65
105 1-methylnaphthalene	141	11.848	11.860	(1.126)	204806	10.0000	10.46
33 Hexachlorocyclopentadiene	237	12.054	12.060	(0.900)	65169	10.0000	10.10
34 2,4,6-Trichlorophenol	196	12.177	12.195	(0.909)	72880	10.0000	10.08
35 2,4,5-Trichlorophenol	196	12.236	12.254	(0.914)	79027	10.0000	10.35
\$ 36 2-Fluorobiphenyl	172	12.313	12.324	(0.919)	282619	10.0000	10.89
112 Biphenyl	154	12.448	12.465	(0.929)	325923	10.0000	10.96
37 2-Chloronaphthalene	162	12.454	12.477	(0.930)	225370	10.0000	10.39
184 3,4-Dichloroguaiacol	192	12.530	12.541	(1.478)	43503	10.0000	10.44
113 Diphenyl Oxide	170	12.642	12.653	(0.944)	157400	10.0000	10.47
38 2-Nitroaniline	65	12.677	12.700	(0.946)	101347	10.0000	10.99
39 Dimethylphthalate	163	13.047	13.076	(0.974)	253900	10.0000	10.41
40 Acenaphthylene	152	13.135	13.152	(0.981)	380686	10.0000	10.63
41 2,6-Dinitrotoluene	165	13.141	13.164	(0.981)	58040	10.0000	10.36
107 4,5-Dichloroguaiacol	192	13.305	13.335	(0.993)	62320	10.0000	9.828
182 4,6-Dichloroguaiacol	192	13.335	13.358	(1.573)	52465	10.0000	11.30
43 3-Nitroaniline	138	13.352	13.387	(0.997)	66900	10.0000	11.84
* 42 Acenaphthene-d10	164	13.394	13.393	(1.000)	342448	20.0000	
44 Acenaphthene	153	13.441	13.464	(1.004)	227926	10.0000	10.46
133 Butylatedhydroxytoluene	205	13.546	13.564	(1.011)	190198	10.0000	10.84
45 2,4-Dinitrophenol	184	13.523	13.558	(1.010)	60468	20.0000	19.10
47 4-Nitrophenol	109	13.640	13.670	(1.018)	44282	10.0000	10.29
46 Dibenzofuran	168	13.705	13.722	(1.023)	328092	10.0000	10.75
168 Pentachlorobenzene	250	13.746	13.769	(1.026)	84570	10.0000	10.40
48 2,4-Dinitrotoluene	165	13.770	13.799	(1.028)	76926	10.0000	10.30
181 3,4,6-Trichloroguaiacol	211	14.075	14.093	(1.661)	39642	10.0000	10.62
109 3,4,5-Trichloroguaiacol	213	14.193	14.216	(0.899)	43134	10.0000	10.62
50 Diethylphthalate	149	14.204	14.228	(1.061)	269037	10.0000	10.61
49 Fluorene	166	14.263	14.281	(1.065)	256931	10.0000	10.69
51 4-Chlorophenyl-phenylether	204	14.281	14.292	(1.066)	119812	10.0000	10.53
52 4-Nitroaniline	138	14.351	14.404	(1.071)	61122	10.0000	10.33
53 4,6-Dinitro-2-methylphenol	198	14.428	14.474	(0.914)	88293	20.0000	20.24
54 N-Nitrosodiphenylamine	169	14.481	14.510	(0.918)	179502	10.0000	10.41

Compounds	QUANT SIG		AMOUNTS				
	MASS	RT	EXP RT	REL RT	RESPONSE	CAL-AMT (ug/mL)	ON-COL (ug/mL)
111 Azobenzene (1,2-DP-Hydrazine)	77	14.533	14.551	(1.085)	361649	10.0000	10.94
115 Tributyl Phosphate	99	14.557	14.598	(0.923)	358259	10.0000	10.93
\$ 55 2,4,6-Tribromophenol	330	14.686	14.704	(1.097)	33260	10.0000	10.51
56 4-Bromophenyl-phenylether	248	15.068	15.080	(0.955)	63916	10.0000	10.42
108 4,5,6-Trichloroguaiacol	213	15.109	15.127	(1.128)	38418	10.0000	10.59
57 Hexachlorobenzene	284	15.297	15.315	(0.969)	67086	10.0000	10.54
58 Pentachlorophenol	266	15.585	15.603	(0.988)	40485	10.0000	9.998
180 n-Octadecane	57	15.662	15.673	(0.993)	196775	10.0000	11.27
110 Tetrachloroguaiacol	247	15.714	15.738	(0.996)	70711	20.0000	21.19
* 59 Phenanthrene-d10	188	15.779	15.779	(1.000)	530886	20.0000	
60 Phenanthrene	178	15.814	15.838	(1.002)	353439	10.0000	10.43
61 Anthracene	178	15.891	15.914	(1.007)	361459	10.0000	10.51
62 Carbazole	167	16.161	16.184	(1.024)	300611	10.0000	10.33
186 Carbaryl	144	16.566	16.584	(1.955)	191947	10.0000	11.09
116 Dibutyl Phenyl Phosphate	175	16.302	16.313	(1.033)	190052	10.0000	10.68
63 Di-n-butylphthalate	149	16.860	16.872	(1.068)	398887	10.0000	10.61
64 Fluoranthene	202	17.765	17.782	(1.126)	348190	10.0000	10.36
93 Benzidine	184	17.994	18.011	(0.895)	135097	10.0000	8.512
117 Butyl Diphenyl Phosphate	94	18.000	18.011	(0.895)	85478	10.0000	10.88
65 Pyrene	202	18.123	18.141	(0.901)	356493	10.0000	10.38
\$ 66 Terphenyl-d14	244	18.423	18.435	(0.916)	218968	10.0000	10.69
98 Retene	219	18.676	18.687	(0.928)	109907	10.0000	10.42
67 Butylbenzylphthalate	149	19.293	19.310	(0.959)	165952	10.0000	10.39
118 Triphenyl Phosphate	326	19.616	19.627	(0.975)	50511	10.0000	10.25
70 3,3'-Dichlorobenzidine	252	20.080	20.097	(0.998)	104367	10.0000	11.21
68 Benzo(a)anthracene	228	20.086	20.109	(0.999)	284310	10.0000	10.33
* 69 Chrysene-d12	240	20.115	20.109	(1.000)	398786	20.0000	
71 Chrysene	228	20.156	20.180	(1.002)	280685	10.0000	10.43
72 bis(2-Ethylhexyl)phthalate	149	20.286	20.291	(0.956)	220674	10.0000	10.35
* 134 Di-n-octylphthalate-d4	153	21.220	21.220	(1.000)	659218	20.0000	
73 Di-n-octylphthalate	149	21.232	21.243	(1.001)	374935	10.0000	10.40
74 Benzo(b)fluoranthene	252	21.749	21.778	(0.976)	285064	10.0000	10.24
75 Benzo(k)fluoranthene	252	21.784	21.778	(0.978)	308847	10.0000	10.72
76 Benzo(a)pyrene	252	22.207	22.230	(0.997)	263644	10.0000	10.59
* 77 Perylene-d12	264	22.283	22.283	(1.000)	398544	20.0000	
78 Indeno(1,2,3-cd)pyrene	276	23.987	24.040	(1.076)	316104	10.0000	10.11
79 Dibenzo(a,h)anthracene	278	24.005	24.069	(1.077)	261921	10.0000	10.28
80 Benzo(g,h,i)perylene	276	24.469	24.539	(1.098)	287451	10.0000	10.18

QC Flag Legend

M - Compound response manually integrated.

Analytical Resources, Inc.

INTERNAL STANDARD COMPOUNDS
 AREA AND RT SUMMARY

Instrument ID: nt4.i
 Lab File ID: 0100508.d
 Lab Smp Id: ABN 10
 Analysis Type: SV
 Quant Type: ISTD
 Operator: LJR/VTS
 Method File: /chem3/nt4.i/20090508.b/SW846.m
 Misc Info:

Calibration Date: 08-MAY-2009
 Calibration Time: 11:56

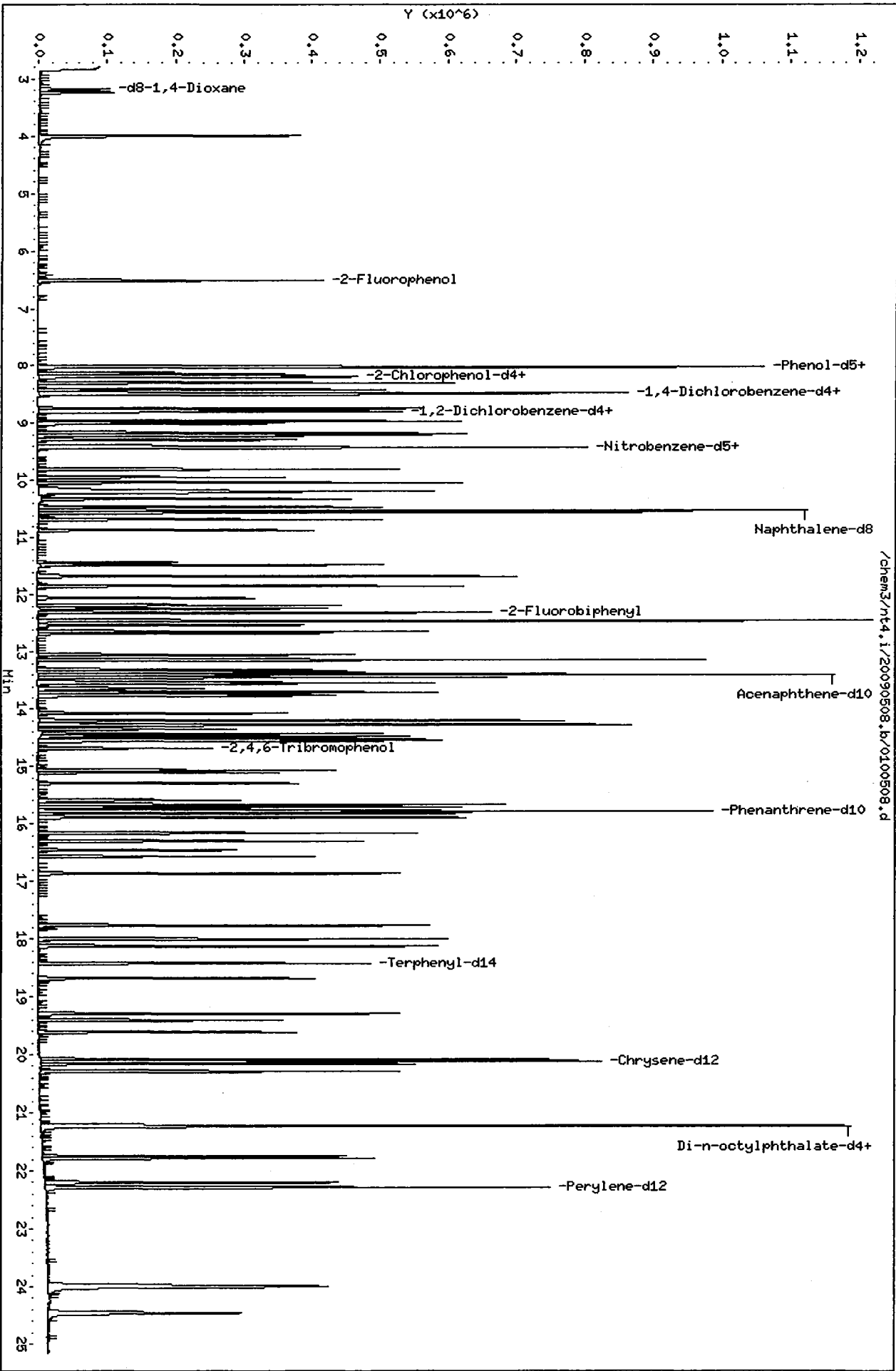
Level:
 Sample Type:

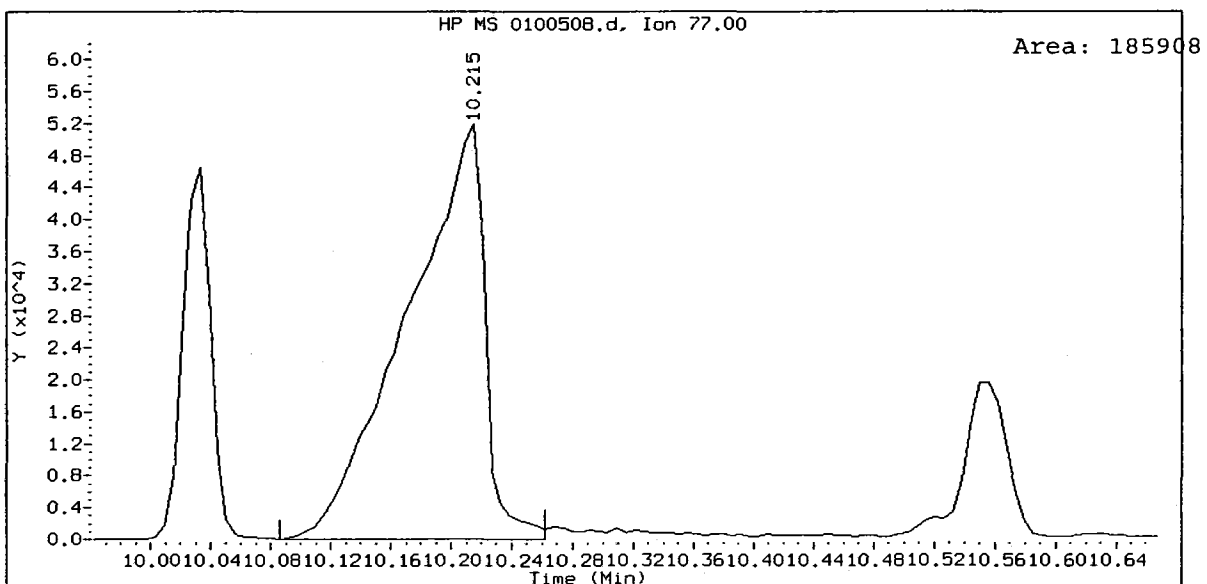
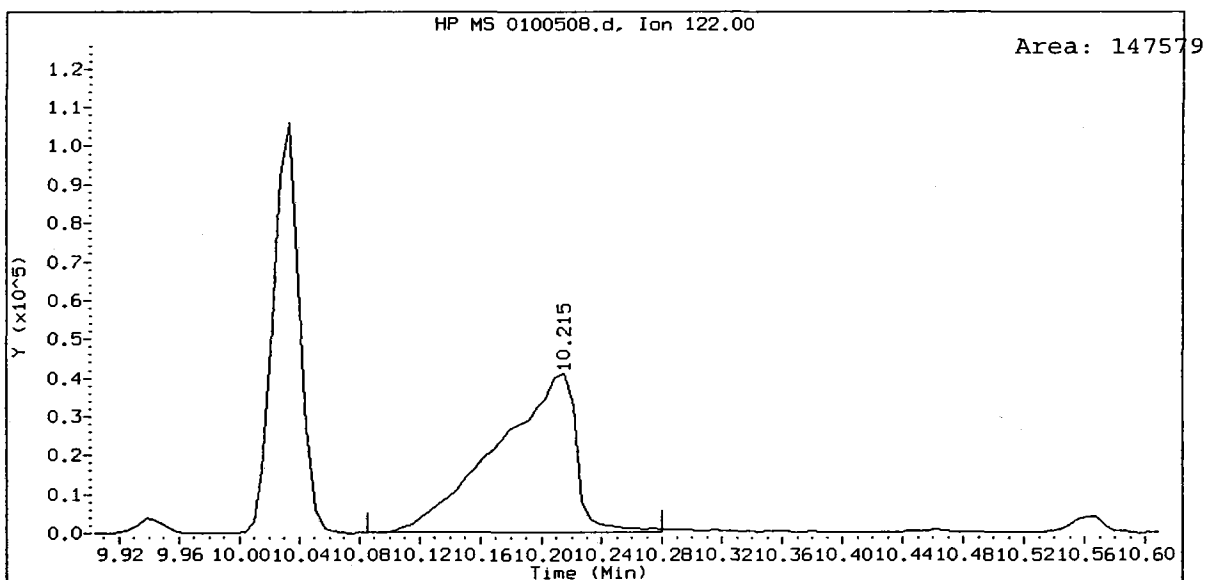
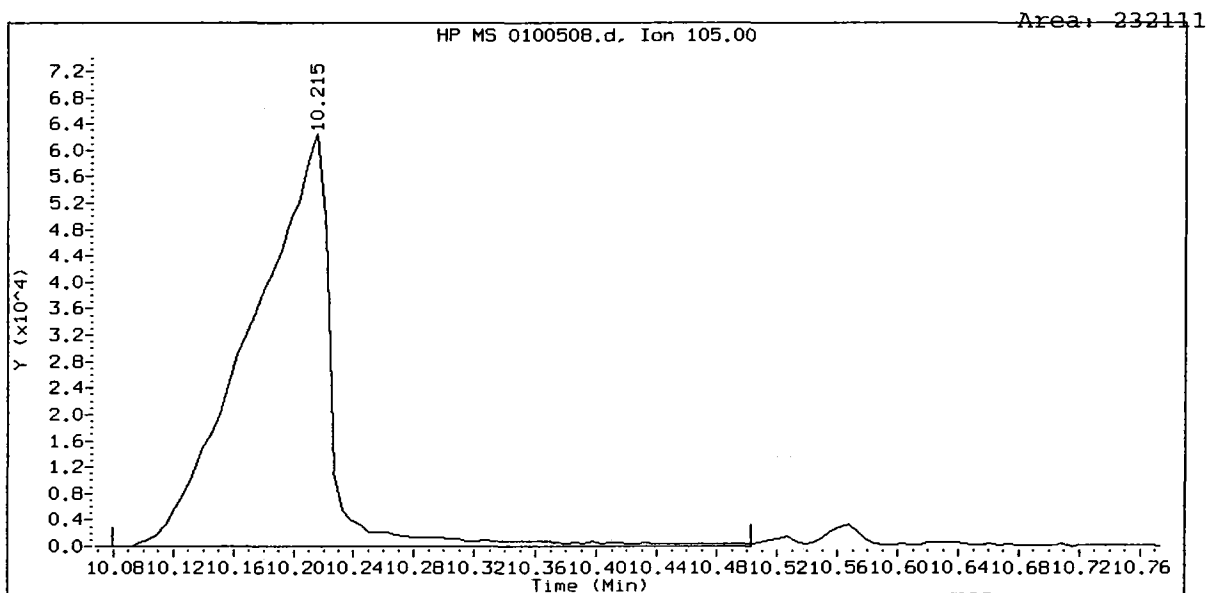
Test Mode:
 Use Initial Calibration Level 4.
 If Continuing Cal. use Initial Cal. Level 4

COMPOUND	STANDARD	AREA LIMIT		SAMPLE	%DIFF
		LOWER	UPPER		
8 1,4-Dichlorobenze	180629	90314	361258	182849	1.23
27 Naphthalene-d8	633172	316586	1266344	646620	2.12
42 Acenaphthene-d10	336916	168458	673832	342448	1.64
59 Phenanthrene-d10	514258	257129	1028516	530886	3.23
69 Chrysene-d12	376875	188438	753750	398786	5.81
134 Di-n-octylphthala	640574	320287	1281148	659218	2.91
77 Perylene-d12	383864	191932	767728	398544	3.82

COMPOUND	STANDARD	RT LIMIT		SAMPLE	%DIFF
		LOWER	UPPER		
8 1,4-Dichlorobenze	8.48	7.98	8.98	8.48	-0.03
27 Naphthalene-d8	10.52	10.02	11.02	10.52	-0.02
42 Acenaphthene-d10	13.40	12.90	13.90	13.39	-0.02
59 Phenanthrene-d10	15.79	15.29	16.29	15.78	-0.05
69 Chrysene-d12	20.12	19.62	20.62	20.12	-0.01
134 Di-n-octylphthala	21.22	20.72	21.72	21.22	-0.01
77 Perylene-d12	22.29	21.79	22.79	22.28	-0.01

AREA UPPER LIMIT = +100% of internal standard area.
 AREA LOWER LIMIT = - 50% of internal standard area.
 RT UPPER LIMIT = + 0.50 minutes of internal standard RT.
 RT LOWER LIMIT = - 0.50 minutes of internal standard RT.





Analytical Resources, Inc.

Semivolatile Report SW846 Method 8270D

Data file : /chem3/nt4.i/20090508.b/0250508.d
 Lab Smp Id: ABN 25
 Inj Date : 08-MAY-2009 11:56
 Operator : LJR/VTS
 Smp Info : ABN 25
 Misc Info :
 Comment : 1ul Injection
 Method : /chem3/nt4.i/20090508.b/SW846.m
 Meth Date : 11-May-2009 16:19 jeff
 Cal Date : 08-MAY-2009 11:56
 Als bottle: 1
 Dil Factor: 1.00000
 Integrator: HP RTE
 Target Version: 3.50

Inst ID: nt4.i
 Quant Type: ISTD
 Cal File: 0250508.d
 Calibration Sample, Level: 4
 Compound Sublist: KSINK.sub

LJR
5/11/09

Compounds	QUANT	SIG	RT	EXP RT	REL RT	RESPONSE	AMOUNTS	
							CAL-AMT (ug/mL)	ON-COL (ug/mL)
\$ 137 d8-1,4-Dioxane	96		3.179	3.205	(0.375)	145907	25.0000	24.47
143 1,4-Dioxane	88		3.243	3.270	(0.383)	158075	25.0000	24.65
103 Pyridine	79		3.984	4.004	(0.470)	427848	25.0000	25.02
90 N-Nitrosodimethylamine	74		4.013	4.057	(0.473)	259351	25.0000	24.85
\$ 1 2-Fluorophenol	112		6.516	6.525	(0.769)	348040	25.0000	25.15
\$ 2 Phenol-d5	99		8.014	8.041	(0.945)	477013	25.0000	25.31
91 Aniline	93		8.026	8.041	(0.947)	612910	25.0000	24.83
3 Phenol	94		8.038	8.064	(0.948)	536979	25.0000	24.94
4 Bis(2-Chloroethyl)ether	93		8.137	8.152	(0.960)	399341	25.0000	24.90
\$ 5 2-Chlorophenol-d4	132		8.173	8.188	(0.964)	287790	25.0000	24.73
6 2-Chlorophenol	128		8.196	8.211	(0.967)	332989	25.0000	25.07
179 n-Decane	57		8.296	8.305	(0.978)	396414	25.0000	24.53
7 1,3-Dichlorobenzene	146		8.420	8.429	(0.993)	363969	25.0000	24.85
* 8 1,4-Dichlorobenzene-d4	152		8.478	8.470	(1.000)	180629	20.0000	
9 1,4-Dichlorobenzene	146		8.502	8.511	(1.003)	364087	25.0000	24.82
11 Benzyl alcohol	108		8.743	8.764	(1.031)	256818	25.0000	25.08
\$ 10 1,2-Dichlorobenzene-d4	152		8.778	8.781	(1.035)	210334	25.0000	24.75
12 1,2-Dichlorobenzene	146		8.796	8.805	(1.037)	340041	25.0000	24.65
13 2-Methylphenol	108		8.966	8.987	(1.058)	350272	25.0000	25.15
14 2,2'-oxybis(1-Chloropropane)	45		9.001	9.010	(1.062)	473664	25.0000	24.60
123 Acetophenone	105		9.166	9.187	(1.081)	499055	25.0000	24.93
15 4-Methylphenol	108		9.195	9.222	(1.085)	368516	25.0000	25.40
16 N-Nitroso-di-n-propylamine	70		9.219	9.251	(1.087)	305957	25.0000	24.36
17 Hexachloroethane	117		9.283	9.292	(1.095)	160577	25.0000	25.15
\$ 18 Nitrobenzene-d5	82		9.401	9.416	(0.893)	447191	25.0000	24.89
106 Guaiacol	124		9.424	9.439	(1.112)	238203	25.0000	25.10
19 Nitrobenzene	77		9.430	9.451	(0.896)	436257	25.0000	24.25

Compounds	QUANT SIG		AMOUNTS				
	MASS	RT	EXP RT	REL RT	RESPONSE	CAL-AMT (ug/mL)	ON-COL (ug/mL)
20 Isophorone	82	9.812	9.839	(0.932)	787860	25.0000	24.62
21 2-Nitrophenol	139	9.947	9.956	(0.945)	179779	25.0000	24.96
22 2,4-Dimethylphenol	107	10.035	10.056	(0.954)	388899	25.0000	25.11
23 Bis(2-Chloroethoxy)methane	93	10.188	10.203	(0.968)	444607	25.0000	24.56
25 2,4-Dichlorophenol	162	10.323	10.344	(0.981)	260690	25.0000	25.40
24 Benzoic acid	105	10.282	10.420	(0.977)	605363	50.0000	52.58 (M)
26 1,2,4-Trichlorobenzene	180	10.464	10.467	(0.994)	289575	25.0000	24.81
* 27 Naphthalene-d8	136	10.523	10.515	(1.000)	633172	20.0000	
28 Naphthalene	128	10.552	10.567	(1.003)	893180	25.0000	24.79
144 alpha-Terpineol	59	10.570	10.585	(1.004)	239150	25.0000	24.32
29 4-Chloroaniline	127	10.682	10.697	(1.015)	370357	25.0000	24.85
30 Hexachlorobutadiene	225	10.864	10.873	(1.032)	146162	25.0000	24.76
185 4-Chloroguaiacol	115	11.434	11.443	(1.349)	85661	12.5000	12.52
31 4-Chloro-3-methylphenol	107	11.481	11.496	(1.091)	325284	25.0000	25.35
32 2-Methylnaphthalene	141	11.675	11.684	(1.109)	499166	25.0000	24.88
105 1-methylnaphthalene	141	11.851	11.860	(1.126)	477415	25.0000	24.90
33 Hexachlorocyclopentadiene	237	12.056	12.060	(0.900)	163714	25.0000	25.78
34 2,4,6-Trichlorophenol	196	12.186	12.195	(0.910)	177663	25.0000	24.98
35 2,4,5-Trichlorophenol	196	12.239	12.254	(0.914)	191453	25.0000	25.48
\$ 36 2-Fluorobiphenyl	172	12.315	12.324	(0.919)	630403	25.0000	24.68
112 Biphenyl	154	12.450	12.465	(0.929)	734923	25.0000	25.13
37 2-Chloronaphthalene	162	12.462	12.477	(0.930)	527051	25.0000	24.69
184 3,4-Dichloroguaiacol	192	12.532	12.541	(1.478)	105266	25.0000	25.57
113 Diphenyl Oxide	170	12.644	12.653	(0.944)	359900	25.0000	24.34
38 2-Nitroaniline	65	12.685	12.700	(0.947)	224151	25.0000	24.70
39 Dimethylphthalate	163	13.049	13.076	(0.974)	590166	25.0000	24.60
40 Acenaphthylene	152	13.143	13.152	(0.981)	877350	25.0000	24.89
41 2,6-Dinitrotoluene	165	13.149	13.164	(0.982)	135815	25.0000	24.65
107 4,5-Dichloroguaiacol	192	13.314	13.335	(0.994)	157973	25.0000	25.32
182 4,6-Dichloroguaiacol	192	13.343	13.358	(1.574)	116158	25.0000	25.33
43 3-Nitroaniline	138	13.367	13.387	(0.998)	143229	25.0000	25.77 (M)
* 42 Acenaphthene-d10	164	13.396	13.393	(1.000)	336916	20.0000	
44 Acenaphthene	153	13.449	13.464	(1.004)	529556	25.0000	24.71
133 Butylatedhydroxytoluene	205	13.555	13.564	(1.012)	433324	25.0000	25.10
45 2,4-Dinitrophenol	184	13.531	13.558	(1.010)	169148	50.0000	54.30
47 4-Nitrophenol	109	13.649	13.670	(1.019)	107404	25.0000	25.37
46 Dibenzofuran	168	13.707	13.722	(1.023)	736334	25.0000	24.53
168 Pentachlorobenzene	250	13.754	13.769	(1.027)	194706	25.0000	24.34
48 2,4-Dinitrotoluene	165	13.778	13.799	(1.028)	179633	25.0000	24.45
181 3,4,6-Trichloroguaiacol	211	14.078	14.093	(1.660)	94489	25.0000	25.62
109 3,4,5-Trichloroguaiacol	213	14.201	14.216	(0.900)	100339	25.0000	25.50
50 Diethylphthalate	149	14.213	14.228	(1.061)	620051	25.0000	24.85
49 Fluorene	166	14.271	14.281	(1.065)	585393	25.0000	24.75
51 4-Chlorophenyl-phenylether	204	14.283	14.292	(1.066)	275141	25.0000	24.59
52 4-Nitroaniline	138	14.365	14.404	(1.072)	145544	25.0000	24.99
53 4,6-Dinitro-2-methylphenol	198	14.442	14.474	(0.915)	219593	50.0000	51.96
54 N-Nitrosodiphenylamine	169	14.489	14.510	(0.918)	413952	25.0000	24.78

Compounds	QUANT	SIG	RT	EXP RT	REL RT	RESPONSE	AMOUNTS	
							MASS	CAL-AMT
=====	====	==	=====	=====	=====	=====	(ug/mL)	(ug/mL)
111 Azobenzene (1,2-DP-Hydrazine)	77		14.536	14.551	(1.085)	798906	25.0000	24.57
115 Tributyl Phosphate	99		14.571	14.598	(0.923)	796429	25.0000	25.08
\$ 55 2,4,6-Tribromophenol	330		14.689	14.704	(1.096)	77270	25.0000	24.83
56 4-Bromophenyl-phenylether	248		15.071	15.080	(0.955)	148986	25.0000	25.08
108 4,5,6-Trichloroguaiacol	213		15.112	15.127	(1.128)	92811	25.0000	26.01
57 Hexachlorobenzene	284		15.300	15.315	(0.969)	153562	25.0000	24.90
58 Pentachlorophenol	266		15.593	15.603	(0.988)	102734	25.0000	26.19
180 n-Octadecane	57		15.664	15.673	(0.992)	422540	25.0000	24.99
110 Tetrachloroguaiacol	247		15.723	15.738	(0.996)	164592	50.0000	50.93
* 59 Phenanthrene-d10	188		15.787	15.779	(1.000)	514258	20.0000	
60 Phenanthrene	178		15.823	15.838	(1.002)	810528	25.0000	24.70
61 Anthracene	178		15.893	15.914	(1.007)	833782	25.0000	25.03
62 Carbazole	167		16.169	16.184	(1.024)	693281	25.0000	24.59
186 Carbaryl	144		16.575	16.584	(1.955)	452814	25.0000	27.01
116 Dibutyl Phenyl Phosphate	175		16.304	16.313	(1.033)	441133	25.0000	25.60
63 Di-n-butylphthalate	149		16.863	16.872	(1.068)	925867	25.0000	25.43
64 Fluoranthene	202		17.767	17.782	(1.125)	822469	25.0000	25.27
93 Benzidine	184		18.002	18.011	(0.895)	300506	25.0000	27.79
117 Butyl Diphenyl Phosphate	94		18.002	18.011	(0.895)	190240	25.0000	25.62
65 Pyrene	202		18.126	18.141	(0.901)	824753	25.0000	25.42
\$ 66 Terphenyl-d14	244		18.425	18.435	(0.916)	487537	25.0000	25.18
98 Retene	219		18.678	18.687	(0.928)	256310	25.0000	25.71
67 Butylbenzylphthalate	149		19.301	19.310	(0.959)	383338	25.0000	25.40
118 Triphenyl Phosphate	326		19.618	19.627	(0.975)	119396	25.0000	25.63
70 3,3'-Dichlorobenzidine	252		20.088	20.097	(0.999)	218325	25.0000	24.80
68 Benzo(a)anthracene	228		20.094	20.109	(0.999)	650662	25.0000	25.01
* 69 Chrysene-d12	240		20.118	20.109	(1.000)	376875	20.0000	
71 Chrysene	228		20.159	20.180	(1.002)	628227	25.0000	24.69
72 bis(2-Ethylhexyl)phthalate	149		20.288	20.291	(0.956)	517929	25.0000	25.00
* 134 Di-n-octylphthalate-d4	153		21.222	21.220	(1.000)	640574	20.0000	
73 Di-n-octylphthalate	149		21.234	21.243	(1.001)	860145	25.0000	24.55
74 Benzo(b)fluoranthene	252		21.757	21.778	(0.976)	666220	25.0000	24.84
75 Benzo(k)fluoranthene	252		21.792	21.778	(0.978)	654665	25.0000	23.59
76 Benzo(a)pyrene	252		22.209	22.230	(0.997)	592126	25.0000	24.70
* 77 Perylene-d12	264		22.286	22.283	(1.000)	383864	20.0000	
78 Indeno(1,2,3-cd)pyrene	276		24.001	24.040	(1.077)	741192	25.0000	24.62
79 Dibenzo(a,h)anthracene	278		24.025	24.069	(1.078)	611011	25.0000	24.89
80 Benzo(g,h,i)perylene	276		24.483	24.539	(1.099)	666462	25.0000	24.50

QC Flag Legend

M - Compound response manually integrated.

Analytical Resources, Inc.

INTERNAL STANDARD COMPOUNDS
 AREA AND RT SUMMARY

Instrument ID: nt4.i
 Lab File ID: 0250508.d
 Lab Smp Id: ABN 25
 Analysis Type: SV
 Quant Type: ISTD
 Operator: LJR/VTS
 Method File: /chem3/nt4.i/20090508.b/SW846.m
 Misc Info:

Calibration Date: 08-MAY-2009
 Calibration Time: 11:56

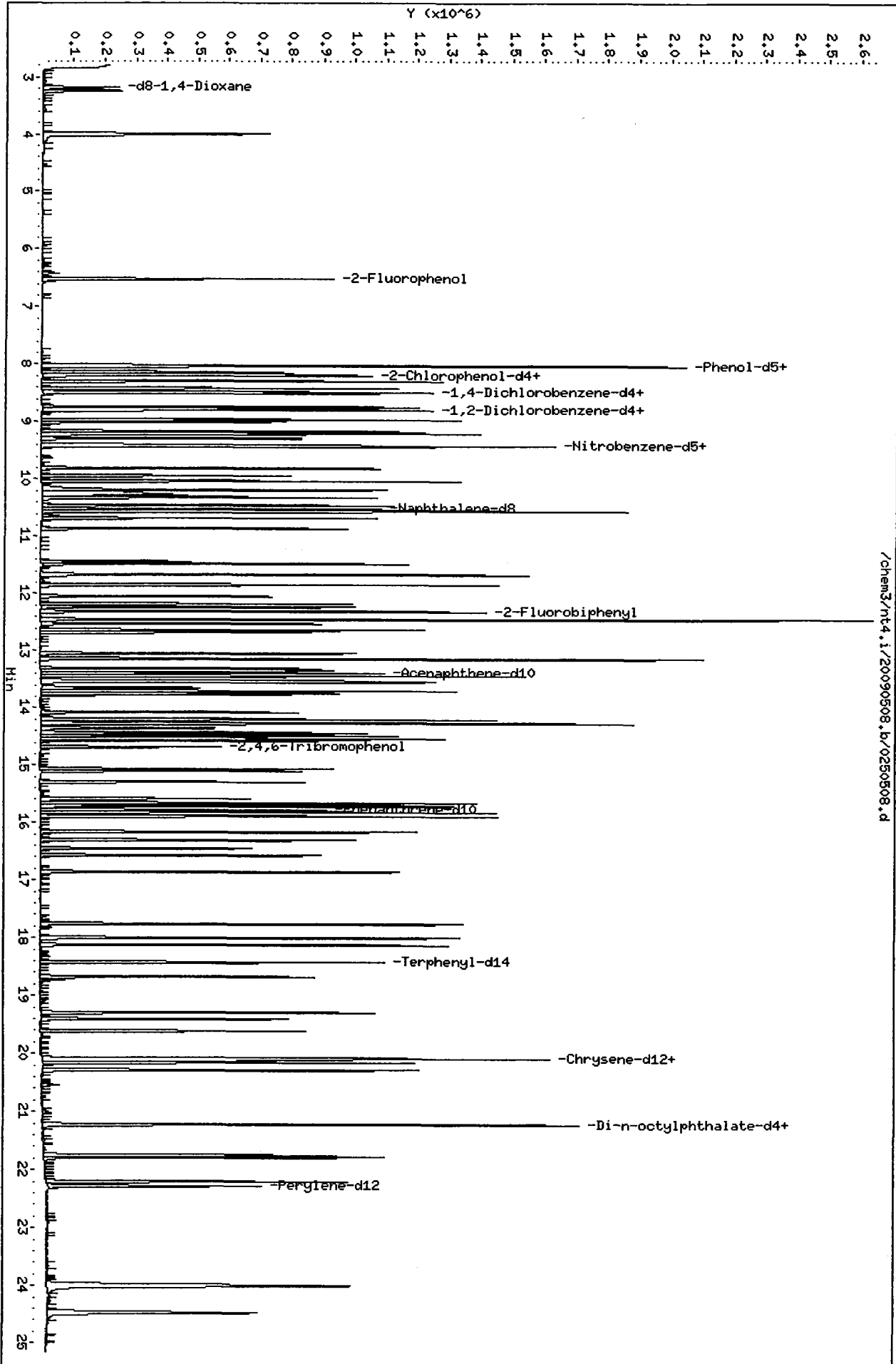
Level:
 Sample Type:

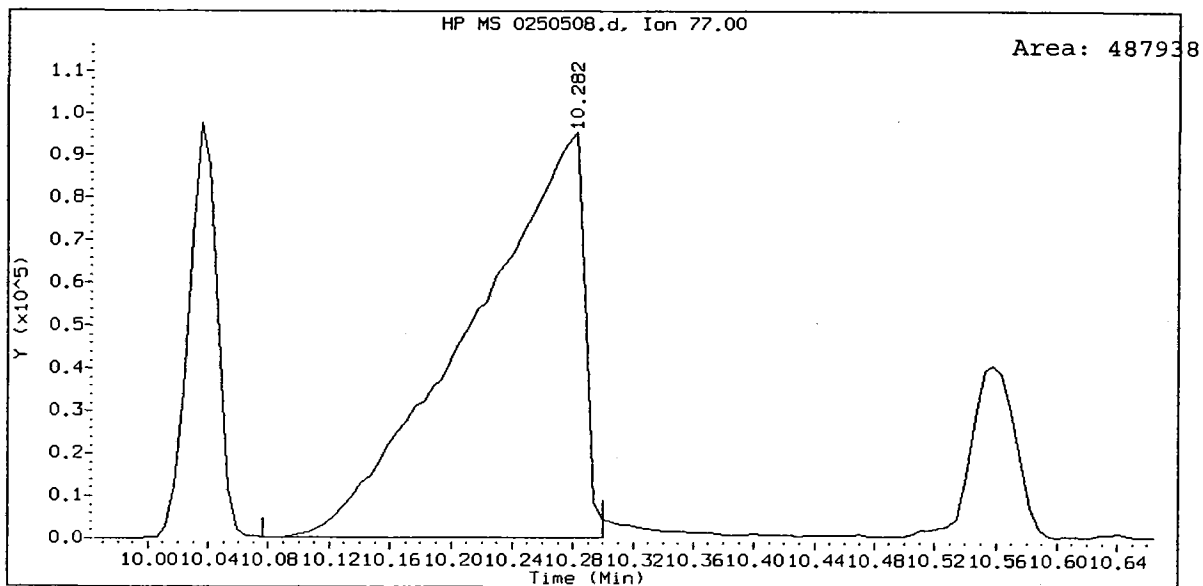
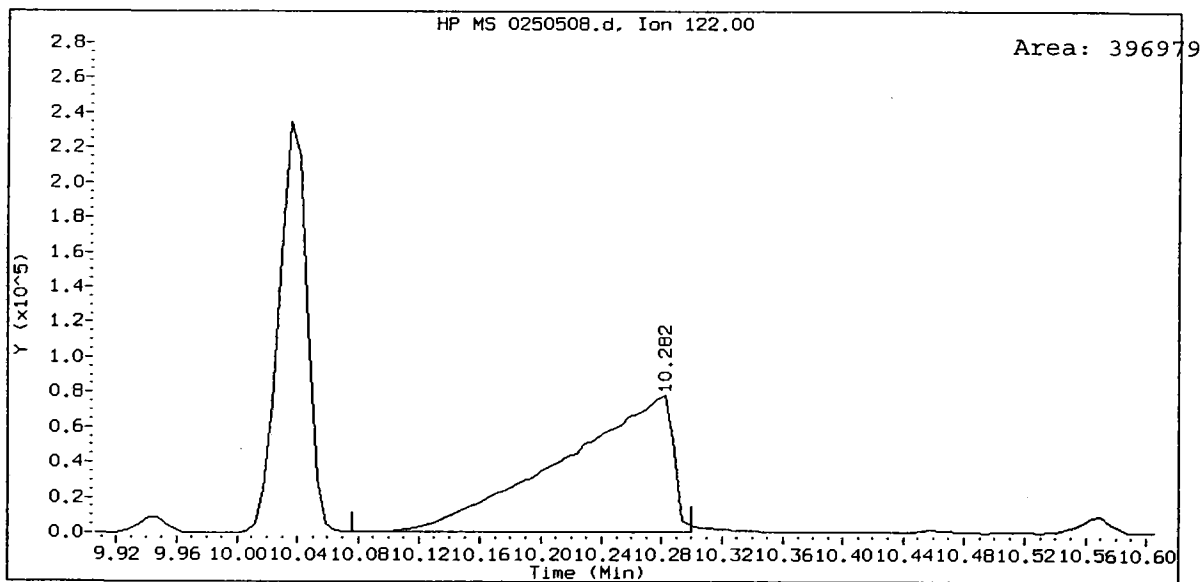
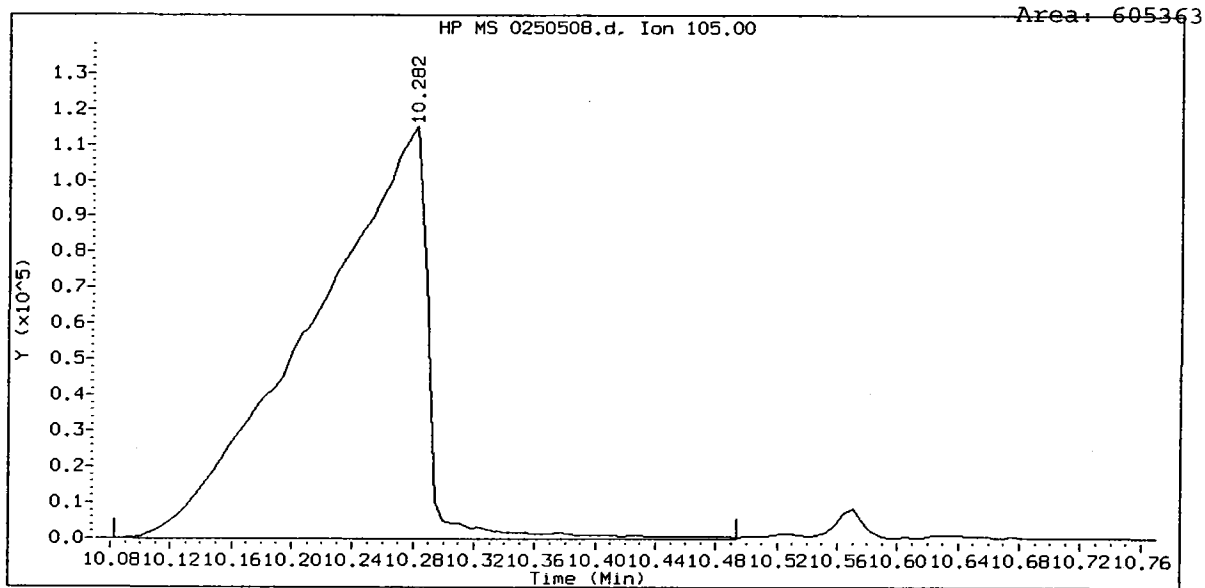
Test Mode: Use Initial Calibration Level 4.
 If Continuing Cal. use Initial Cal. Level 4

COMPOUND	STANDARD	AREA LIMIT		SAMPLE	%DIFF
		LOWER	UPPER		
8 1,4-Dichlorobenze	180629	90314	361258	180629	0.00
27 Naphthalene-d8	633172	316586	1266344	633172	0.00
42 Acenaphthene-d10	336916	168458	673832	336916	0.00
59 Phenanthrene-d10	514258	257129	1028516	514258	0.00
69 Chrysene-d12	376875	188438	753750	376875	0.00
134 Di-n-octylphthala	640574	320287	1281148	640574	0.00
77 Perylene-d12	383864	191932	767728	383864	0.00

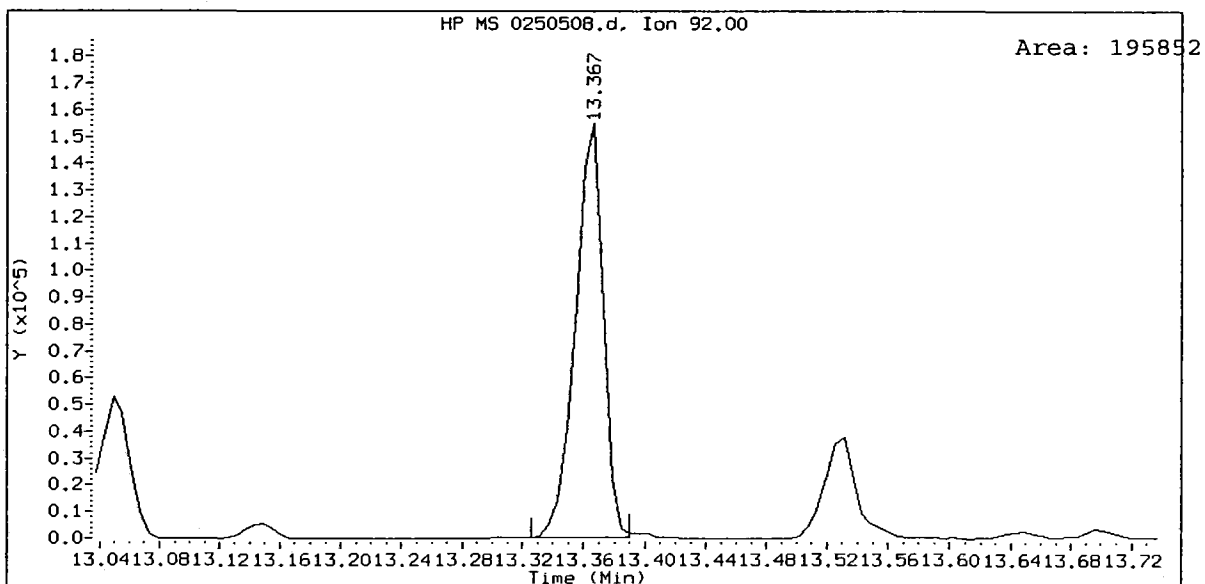
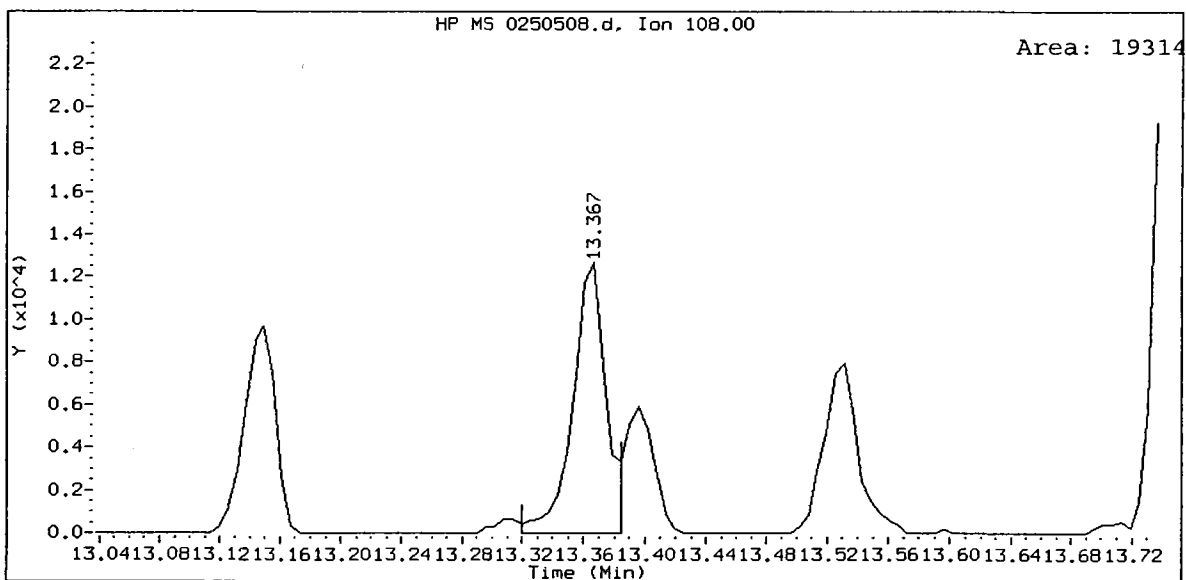
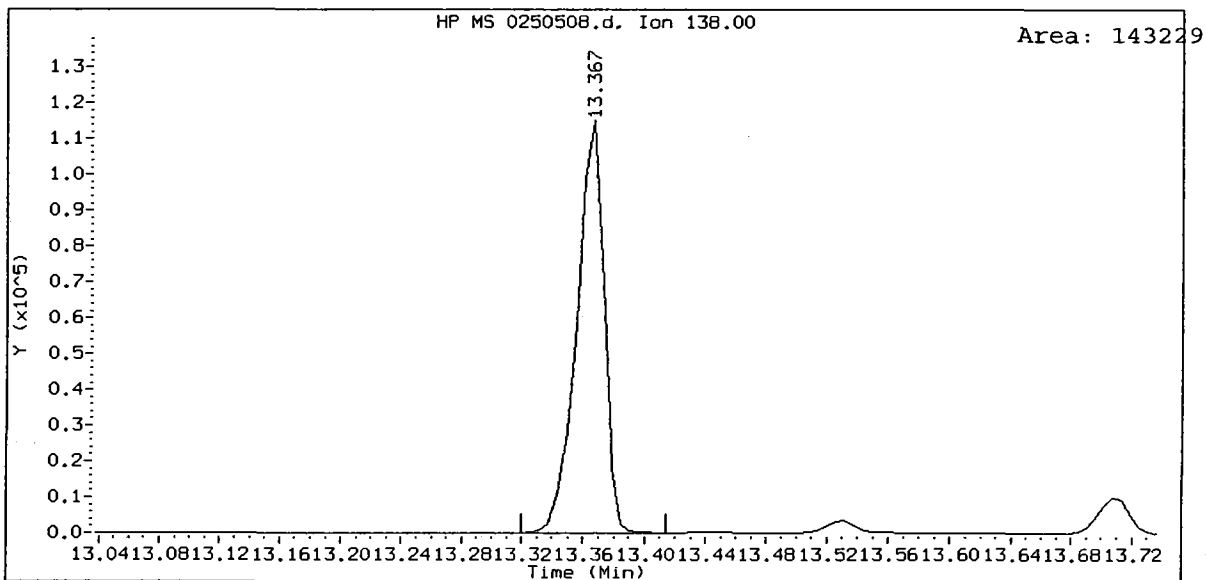
COMPOUND	STANDARD	RT LIMIT		SAMPLE	%DIFF
		LOWER	UPPER		
8 1,4-Dichlorobenze	8.48	7.98	8.98	8.48	0.00
27 Naphthalene-d8	10.52	10.02	11.02	10.52	0.00
42 Acenaphthene-d10	13.40	12.90	13.90	13.40	0.00
59 Phenanthrene-d10	15.79	15.29	16.29	15.79	0.00
69 Chrysene-d12	20.12	19.62	20.62	20.12	0.00
134 Di-n-octylphthala	21.22	20.72	21.72	21.22	0.00
77 Perylene-d12	22.29	21.79	22.79	22.29	0.00

AREA UPPER LIMIT = +100% of internal standard area.
 AREA LOWER LIMIT = - 50% of internal standard area.
 RT UPPER LIMIT = + 0.50 minutes of internal standard RT.
 RT LOWER LIMIT = - 0.50 minutes of internal standard RT.





ABN 25, /chem3/nt4.i/20090508.b/0250508.d
3-Nitroaniline Amount: 25.77



Analytical Resources Inc.
ABN by sw846 8270C
DDT Breakdown Report

Data file: /chem3/nt4.i/20090508.b/ddt.b/0250508.d ARI ID: ABN 25
Method: /chem3/nt4.i/20090508.b/ddt.b/sw846ddt.m Misc:
Analysis Date: 08-MAY-2009 11:56 Instrument: nt4.i

COMPOUND	RT	AREA
Pentachlorophenol	15.593	102734
Benzidine	18.002	300506
4,4'-DDE	----	----
4,4'-DDD	18.931	2893
4,4'-DDT	19.407	206413

LTK
5/11/09

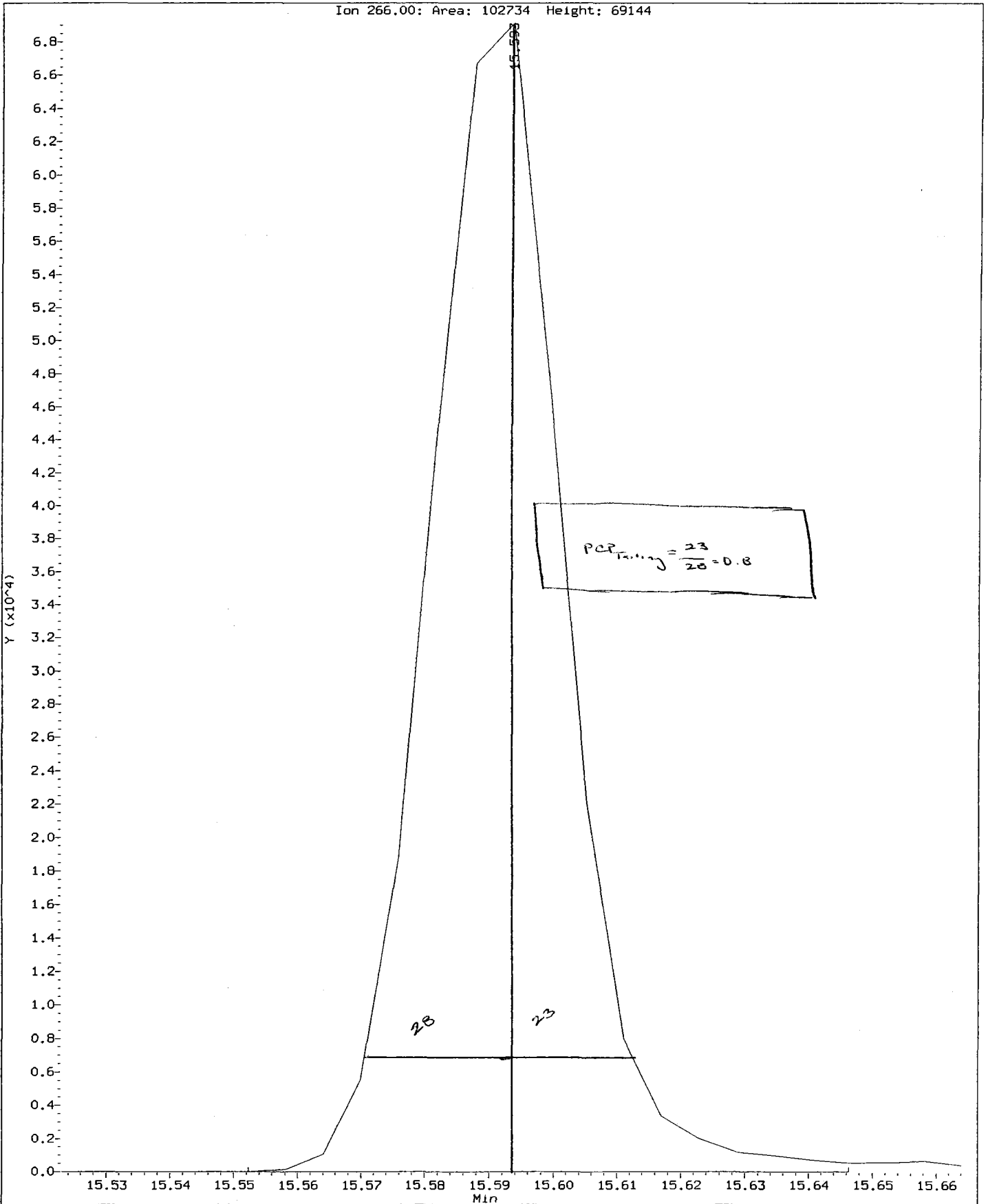
$$\text{DDT Percent Breakdown} = \frac{(\text{DDE Area} + \text{DDD Area}) * 100}{(\text{DDE Area} + \text{DDD Area} + \text{DDT Area})}$$

$$\text{DDT Percent Breakdown} = \frac{(0 + 2893) * 100}{(0 + 2893 + 206413)}$$

$$\text{DDT Percent Breakdown} = \boxed{1.4 \%}$$

Data File: /chem3/nt4.i/20090508.b/ddt.b/0250508.d
Injection Date: 08-MAY-2009 11:56
Instrument: nt4.i
Client Sample ID:

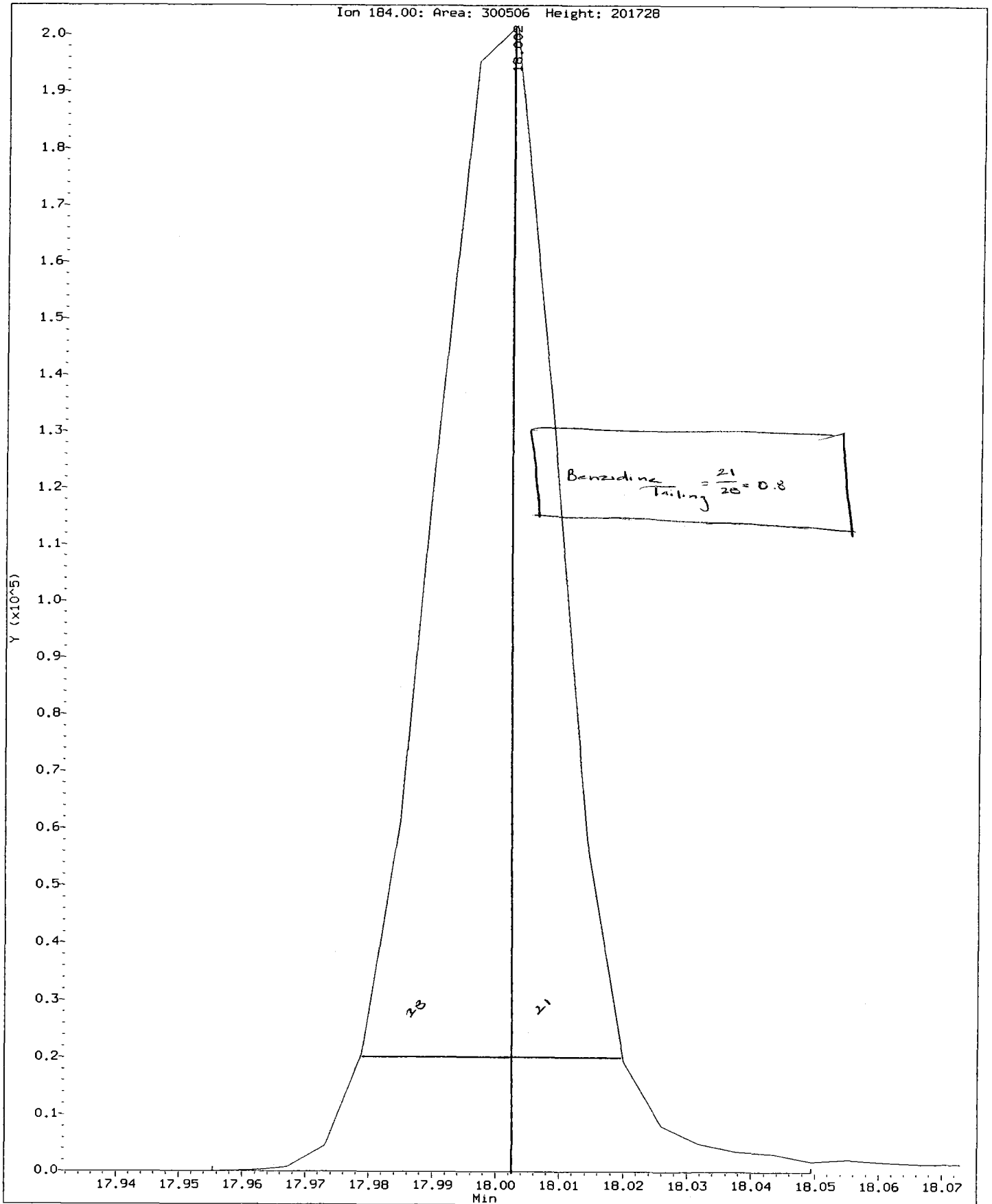
Compound: Pentachlorophenol
CAS Number: 87-86-5



PB44: 00465

Data File: /chem3/nt4.i/20090508.b/ddt.b/0250508.d
Injection Date: 08-MAY-2009 11:56
Instrument: nt4.1
Client Sample ID:

Compound: Benzidine
CAS Number:



PB44: 00455

Analytical Resources, Inc.

Semivolatile Report SW846 Method 8270D

Data file : /chem3/nt4.i/20090508.b/0400508.d
 Lab Smp Id: ABN 40
 Inj Date : 08-MAY-2009 13:39
 Operator : LJR/VTS
 Smp Info : ABN 40
 Misc Info :
 Comment : 1ul Injection
 Method : /chem3/nt4.i/20090508.b/SW846.m
 Meth Date : 11-May-2009 16:19 jeff
 Cal Date : 08-MAY-2009 13:39
 Als bottle: 4
 Dil Factor: 1.00000
 Integrator: HP RTE
 Target Version: 3.50

Inst ID: nt4.i
 Quant Type: ISTD
 Cal File: 0400508.d
 Calibration Sample, Level: 5
 Compound Sublist: KSINK.sub

LJR
5/11/09

Compounds	QUANT	SIG	RT	EXP RT	REL RT	RESPONSE	AMOUNTS	
							CAL-AMT (ug/mL)	ON-COL (ug/mL)
\$ 137 d8-1,4-Dioxane	96		3.188	3.205	(0.376)	233448	40.0000	39.85
143 1,4-Dioxane	88		3.247	3.270	(0.383)	249751	40.0000	39.65
103 Pyridine	79		3.987	4.004	(0.470)	644597	40.0000	38.37
90 N-Nitrosodimethylamine	74		4.022	4.057	(0.475)	399804	40.0000	39.00
\$ 1 2-Fluorophenol	112		6.519	6.525	(0.769)	525190	40.0000	38.63
\$ 2 Phenol-d5	99		8.023	8.041	(0.947)	703221	40.0000	37.98
91 Aniline	93		8.029	8.041	(0.947)	893525	40.0000	36.85
3 Phenol	94		8.041	8.064	(0.949)	787248	40.0000	37.22
4 Bis(2-Chloroethyl)ether	93		8.141	8.152	(0.960)	606639	40.0000	38.50
\$ 5 2-Chlorophenol-d4	132		8.176	8.188	(0.965)	436112	40.0000	38.14
6 2-Chlorophenol	128		8.200	8.211	(0.967)	501053	40.0000	38.40
179 n-Decane	57		8.300	8.305	(0.979)	572427	40.0000	36.06
7 1,3-Dichlorobenzene	146		8.417	8.429	(0.993)	565322	40.0000	39.30
* 8 1,4-Dichlorobenzene-d4	152		8.476	8.470	(1.000)	177445	20.0000	
9 1,4-Dichlorobenzene	146		8.505	8.511	(1.003)	566399	40.0000	39.30
11 Benzyl alcohol	108		8.752	8.764	(1.033)	392755	40.0000	39.05
\$ 10 1,2-Dichlorobenzene-d4	152		8.775	8.781	(1.035)	322176	40.0000	38.59 (MH)
12 1,2-Dichlorobenzene	146		8.799	8.805	(1.038)	524653	40.0000	38.71
13 2-Methylphenol	108		8.969	8.987	(1.058)	526725	40.0000	38.49
14 2,2'-oxybis(1-Chloropropane)	45		9.005	9.010	(1.062)	695908	40.0000	36.80
123 Acetophenone	105		9.169	9.187	(1.082)	756939	40.0000	38.49
15 4-Methylphenol	108		9.204	9.222	(1.086)	544401	40.0000	38.20
16 N-Nitroso-di-n-propylamine	70		9.228	9.251	(1.089)	461740	40.0000	37.42
17 Hexachloroethane	117		9.287	9.292	(1.096)	247714	40.0000	39.49
\$ 18 Nitrobenzene-d5	82		9.404	9.416	(0.894)	660274	40.0000	37.92
106 Guaiacol	124		9.428	9.439	(1.112)	355947	40.0000	38.17
19 Nitrobenzene	77		9.434	9.451	(0.897)	642618	40.0000	36.87

Compounds	QUANT SIG		AMOUNTS				
	MASS	RT	EXP RT	REL RT	RESPONSE	CAL-AMT (ug/mL)	ON-COL (ug/mL)
=====	----	==	=====	=====	=====	=====	=====
20 Isophorone	82	9.815	9.839	(0.933)	1192288	40.0000	38.45
21 2-Nitrophenol	139	9.951	9.956	(0.946)	277845	40.0000	39.81
22 2,4-Dimethylphenol	107	10.039	10.056	(0.954)	577061	40.0000	38.44
23 Bis(2-Chloroethoxy)methane	93	10.191	10.203	(0.969)	678590	40.0000	38.68
25 2,4-Dichlorophenol	162	10.327	10.344	(0.982)	389726	40.0000	39.19
24 Benzoic acid	105	10.321	10.420	(0.981)	940428	80.0000	84.29 (M)
26 1,2,4-Trichlorobenzene	180	10.462	10.467	(0.994)	445501	40.0000	39.39
* 27 Naphthalene-d8	136	10.521	10.515	(1.000)	613574	20.0000	
28 Naphthalene	128	10.556	10.567	(1.003)	1353828	40.0000	38.77
144 alpha-Terpineol	59	10.573	10.585	(1.005)	344083	40.0000	36.11
29 4-Chloroaniline	127	10.685	10.697	(1.016)	546442	40.0000	37.83
30 Hexachlorobutadiene	225	10.867	10.873	(1.033)	224318	40.0000	39.21
185 4-Chloroguaiacol	115	11.437	11.443	(1.349)	132229	20.0000	19.68
31 4-Chloro-3-methylphenol	107	11.484	11.496	(1.092)	482773	40.0000	38.82
32 2-Methylnaphthalene	141	11.678	11.684	(1.110)	748847	40.0000	38.51
105 1-methylnaphthalene	141	11.848	11.860	(1.126)	728426	40.0000	39.20
33 Hexachlorocyclopentadiene	237	12.054	12.060	(0.900)	252171	40.0000	41.25
34 2,4,6-Trichlorophenol	196	12.183	12.195	(0.909)	273588	40.0000	39.96
35 2,4,5-Trichlorophenol	196	12.242	12.254	(0.914)	285174	40.0000	39.42
\$ 36 2-Fluorobiphenyl	172	12.318	12.324	(0.919)	939034	40.0000	38.20
112 Biphenyl	154	12.454	12.465	(0.929)	1084004	40.0000	38.50
37 2-Chloronaphthalene	162	12.465	12.477	(0.930)	804171	40.0000	39.13
184 3,4-Dichloroguaiacol	192	12.536	12.541	(1.479)	158071	40.0000	39.09
113 Diphenyl Oxide	170	12.642	12.653	(0.943)	554221	40.0000	38.94
38 2-Nitroaniline	65	12.689	12.700	(0.947)	329035	40.0000	37.67
39 Dimethylphthalate	163	13.059	13.076	(0.975)	915327	40.0000	39.63
40 Acenaphthylene	152	13.147	13.152	(0.981)	1327721	40.0000	39.13
41 2,6-Dinitrotoluene	165	13.153	13.164	(0.982)	212760	40.0000	40.11
107 4,5-Dichloroguaiacol	192	13.317	13.335	(0.994)	240819	40.0000	40.10 (H)
182 4,6-Dichloroguaiacol	192	13.347	13.358	(1.575)	173305	40.0000	38.47
43 3-Nitroaniline	138	13.370	13.387	(0.998)	192291	40.0000	35.94 (M)
* 42 Acenaphthene-d10	164	13.399	13.393	(1.000)	324337	20.0000	
44 Acenaphthene	153	13.452	13.464	(1.004)	814760	40.0000	39.50
133 Butylatedhydroxytoluene	205	13.552	13.564	(1.011)	641994	40.0000	38.63
45 2,4-Dinitrophenol	184	13.535	13.558	(1.010)	263739	80.0000	87.95
47 4-Nitrophenol	109	13.652	13.670	(1.019)	172616	40.0000	42.35
46 Dibenzofuran	168	13.711	13.722	(1.023)	1098203	40.0000	38.01
168 Pentachlorobenzene	250	13.752	13.769	(1.026)	302266	40.0000	39.26
48 2,4-Dinitrotoluene	165	13.781	13.799	(1.028)	281011	40.0000	39.72
181 3,4,6-Trichloroguaiacol	211	14.081	14.093	(1.661)	144211	40.0000	39.81
109 3,4,5-Trichloroguaiacol	213	14.204	14.216	(0.900)	154494	40.0000	39.65
50 Diethylphthalate	149	14.216	14.228	(1.061)	943631	40.0000	39.29
49 Fluorene	166	14.275	14.281	(1.065)	897990	40.0000	39.45
51 4-Chlorophenyl-phenylether	204	14.287	14.292	(1.066)	418317	40.0000	38.83
52 4-Nitroaniline	138	14.375	14.404	(1.073)	212390	40.0000	37.88
53 4,6-Dinitro-2-methylphenol	198	14.451	14.474	(0.916)	337488	80.0000	80.65
54 N-Nitrosodiphenylamine	169	14.492	14.510	(0.918)	647515	40.0000	39.15

Compounds	QUANT	SIG	RT	EXP RT	REL RT	RESPONSE	AMOUNTS	
							CAL-AMT (ug/mL)	ON-COL (ug/mL)
=====	=====	=====	=====	=====	=====	=====	=====	=====
111 Azobenzene (1,2-DP-Hydrazine)	77		14.539	14.551	(1.085)	1175964	40.0000	37.57
115 Tributyl Phosphate	99		14.575	14.598	(0.923)	1197794	40.0000	38.09
\$ 55 2,4,6-Tribromophenol	330		14.692	14.704	(1.096)	119945	40.0000	40.03
56 4-Bromophenyl-phenylether	248		15.068	15.080	(0.955)	233849	40.0000	39.76
108 4,5,6-Trichloroguaiacol	213		15.115	15.127	(1.128)	140290	40.0000	40.83
57 Hexachlorobenzene	284		15.303	15.315	(0.969)	237121	40.0000	38.83
58 Pentachlorophenol	266		15.597	15.603	(0.988)	157832	40.0000	40.64
180 n-Octadecane	57		15.667	15.673	(0.993)	605480	40.0000	36.16
110 Tetrachloroguaiacol	247		15.726	15.738	(0.996)	249015	80.0000	77.81
* 59 Phenanthrene-d10	188		15.785	15.779	(1.000)	509214	20.0000	
60 Phenanthrene	178		15.826	15.838	(1.003)	1236672	40.0000	38.05
61 Anthracene	178		15.902	15.914	(1.007)	1277760	40.0000	38.73
62 Carbazole	167		16.173	16.184	(1.025)	1073086	40.0000	38.44
186 Carbaryl	144		16.578	16.584	(1.956)	689039	40.0000	41.51
116 Dibutyl Phenyl Phosphate	175		16.308	16.313	(1.033)	679719	40.0000	39.84
63 Di-n-butylphthalate	149		16.866	16.872	(1.068)	1415742	40.0000	39.27
64 Fluoranthene	202		17.771	17.782	(1.126)	1254749	40.0000	38.94
93 Benzidine	184		18.000	18.011	(0.895)	424615	40.0000	41.63
117 Butyl Diphenyl Phosphate	94		18.006	18.011	(0.895)	285080	40.0000	38.39
65 Pyrene	202		18.129	18.141	(0.901)	1252208	40.0000	38.60
\$ 66 Terphenyl-d14	244		18.429	18.435	(0.916)	742999	40.0000	38.37
98 Retene	219		18.682	18.687	(0.928)	394510	40.0000	39.57
67 Butylbenzylphthalate	149		19.298	19.310	(0.959)	603469	40.0000	39.99
118 Triphenyl Phosphate	326		19.622	19.627	(0.975)	183911	40.0000	39.49
70 3,3'-Dichlorobenzidine	252		20.092	20.097	(0.999)	317132	40.0000	36.04
68 Benzo(a)anthracene	228		20.098	20.109	(0.999)	1004488	40.0000	38.62
* 69 Chrysene-d12	240		20.121	20.109	(1.000)	376832	20.0000	
71 Chrysene	228		20.168	20.180	(1.002)	976341	40.0000	38.38
72 bis(2-Ethylhexyl)phthalate	149		20.291	20.291	(0.956)	810618	40.0000	39.59
* 134 Di-n-octylphthalate-d4	153		21.226	21.220	(1.000)	633058	20.0000	
73 Di-n-octylphthalate	149		21.237	21.243	(1.001)	1347180	40.0000	38.90
74 Benzo(b)fluoranthene	252		21.760	21.778	(0.976)	1034912	40.0000	38.38 (H)
75 Benzo(k)fluoranthene	252		21.796	21.778	(0.978)	1079331	40.0000	38.68
76 Benzo(a)pyrene	252		22.213	22.230	(0.997)	958148	40.0000	39.75
* 77 Perylene-d12	264		22.289	22.283	(1.000)	385934	20.0000	
78 Indeno(1,2,3-cd)pyrene	276		24.011	24.040	(1.077)	1211195	40.0000	40.01
79 Dibenzo(a,h)anthracene	278		24.034	24.069	(1.078)	1012715	40.0000	41.04
80 Benzo(g,h,i)perylene	276		24.498	24.539	(1.099)	1091787	40.0000	39.91

QC Flag Legend

M - Compound response manually integrated.
 H - Operator selected an alternate compound hit.

Analytical Resources, Inc.

INTERNAL STANDARD COMPOUNDS
 AREA AND RT SUMMARY

Instrument ID: nt4.i
 Lab File ID: 0400508.d
 Lab Smp Id: ABN 40
 Analysis Type: SV
 Quant Type: ISTD
 Operator: LJR/VTS
 Method File: /chem3/nt4.i/20090508.b/SW846.m
 Misc Info:

Calibration Date: 08-MAY-2009
 Calibration Time: 11:56


Level:
 Sample Type:

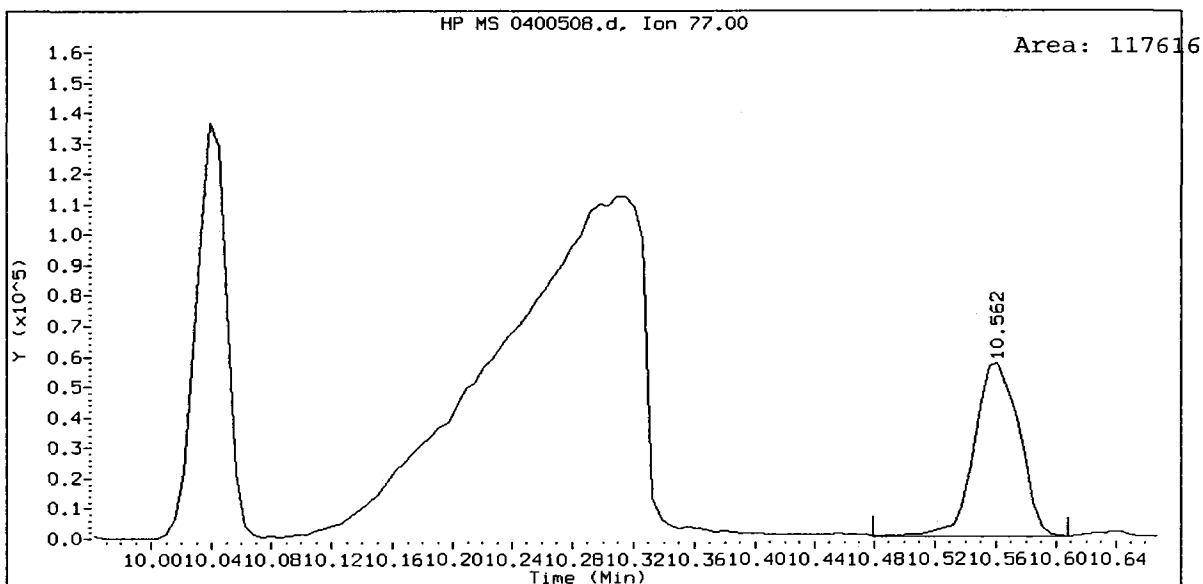
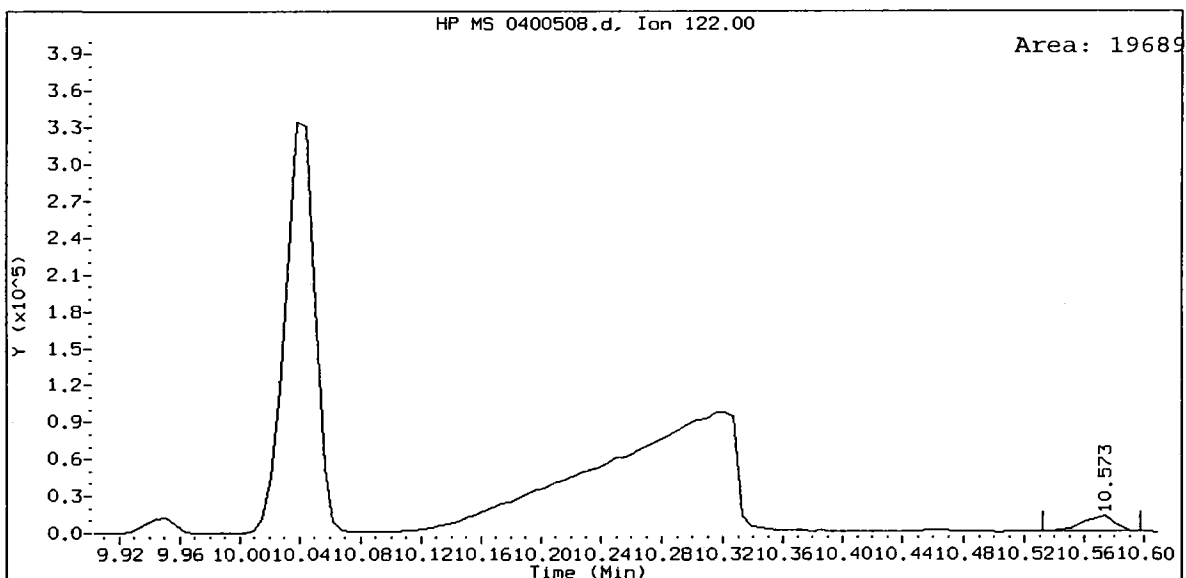
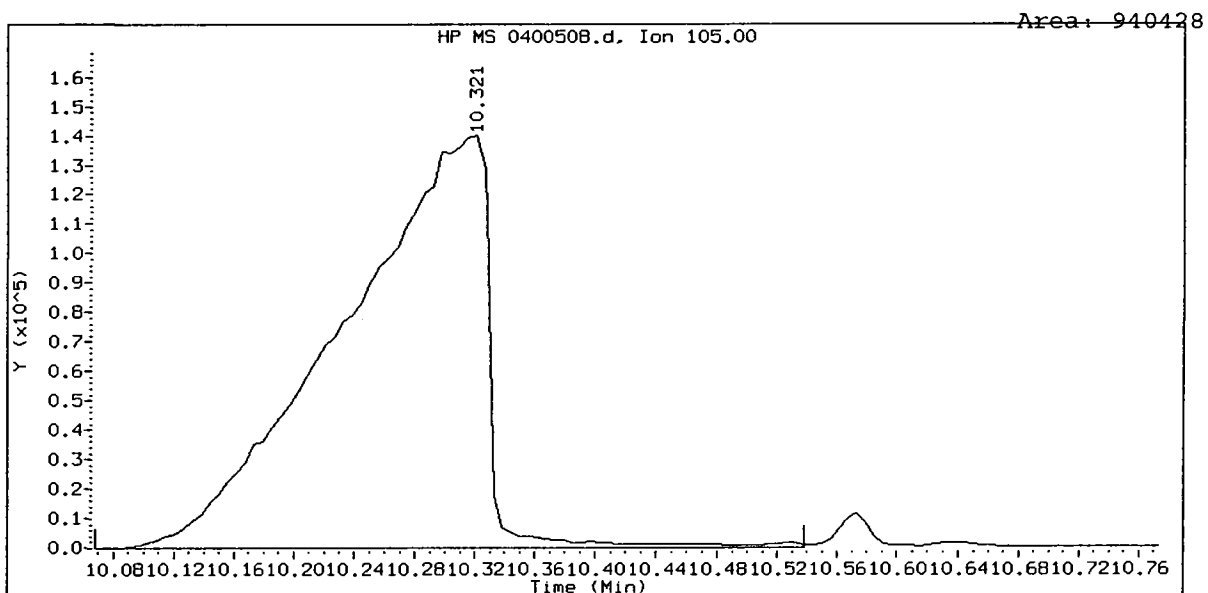
Test Mode: Use Initial Calibration Level 4.
 If Continuing Cal. use Initial Cal. Level 4

COMPOUND	STANDARD	AREA LIMIT		SAMPLE	%DIFF
		LOWER	UPPER		
8 1,4-Dichlorobenze	180629	90314	361258	177445	-1.76
27 Naphthalene-d8	633172	316586	1266344	613574	-3.10
42 Acenaphthene-d10	336916	168458	673832	324337	-3.73
59 Phenanthrene-d10	514258	257129	1028516	509214	-0.98
69 Chrysene-d12	376875	188438	753750	376832	-0.01
134 Di-n-octylphthala	640574	320287	1281148	633058	-1.17
77 Perylene-d12	383864	191932	767728	385934	0.54

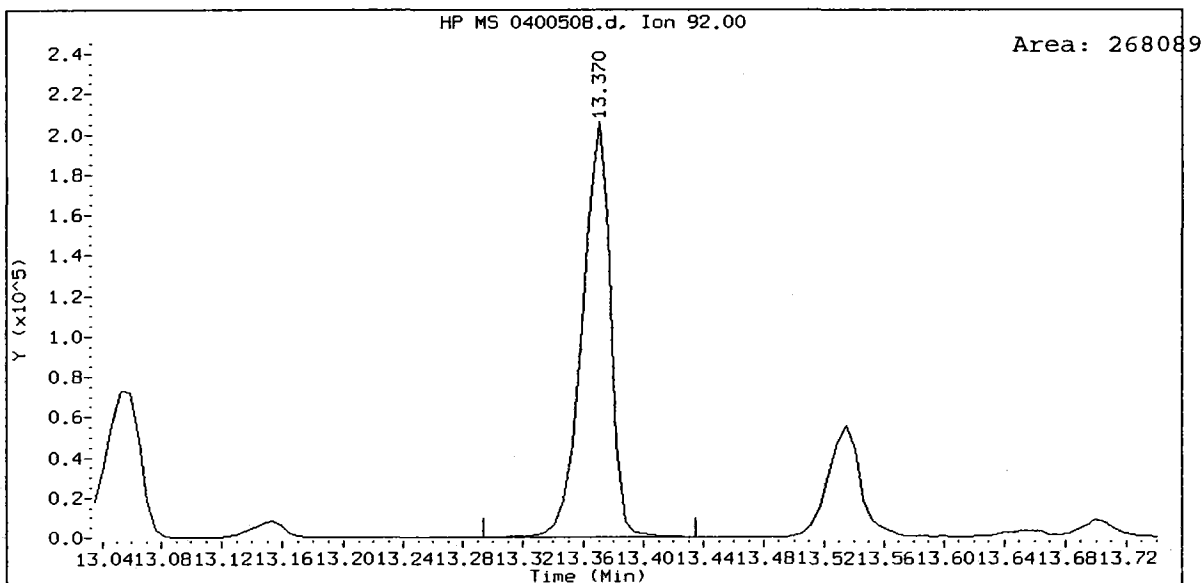
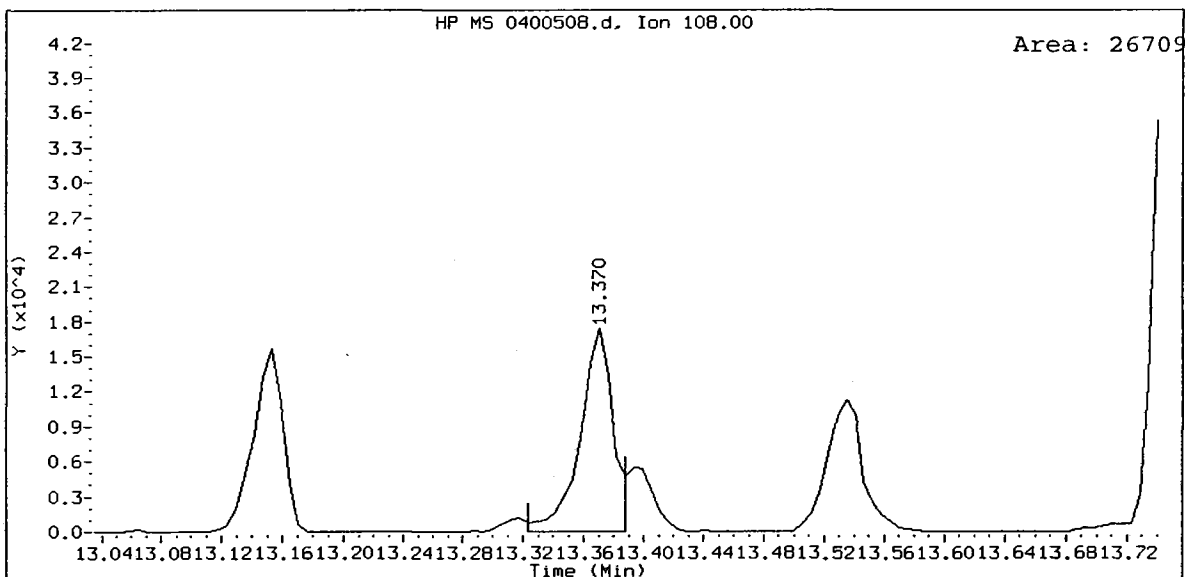
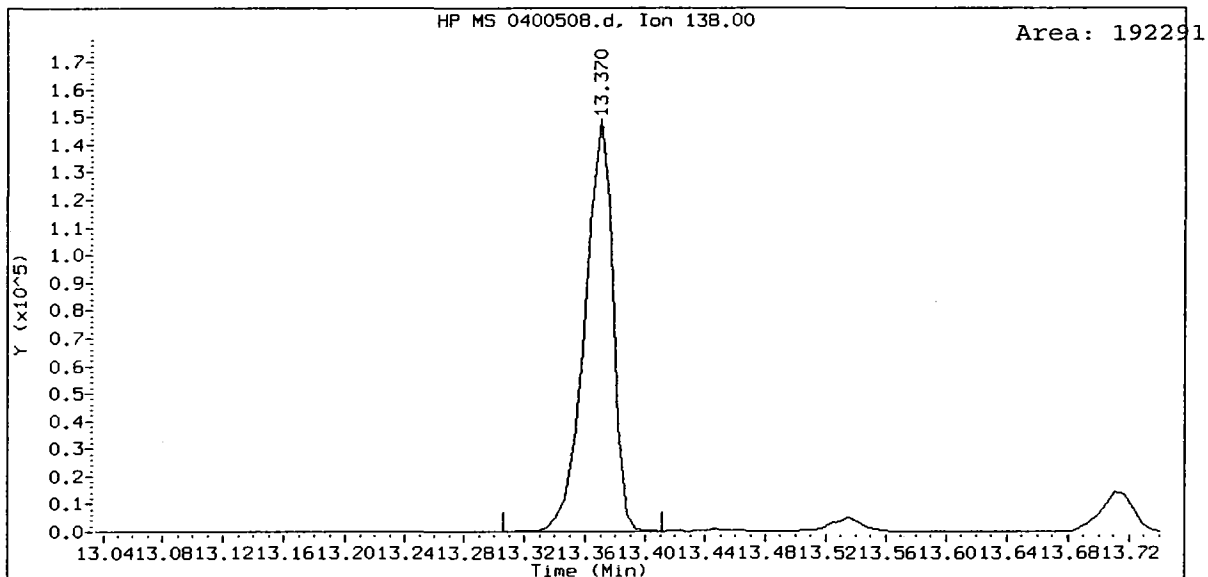
COMPOUND	STANDARD	RT LIMIT		SAMPLE	%DIFF
		LOWER	UPPER		
8 1,4-Dichlorobenze	8.48	7.98	8.98	8.48	-0.03
27 Naphthalene-d8	10.52	10.02	11.02	10.52	-0.02
42 Acenaphthene-d10	13.40	12.90	13.90	13.40	0.03
59 Phenanthrene-d10	15.79	15.29	16.29	15.78	-0.02
69 Chrysene-d12	20.12	19.62	20.62	20.12	0.02
134 Di-n-octylphthala	21.22	20.72	21.72	21.23	0.02
77 Perylene-d12	22.29	21.79	22.79	22.29	0.02

AREA UPPER LIMIT = +100% of internal standard area.
 AREA LOWER LIMIT = - 50% of internal standard area.
 RT UPPER LIMIT = + 0.50 minutes of internal standard RT.
 RT LOWER LIMIT = - 0.50 minutes of internal standard RT.



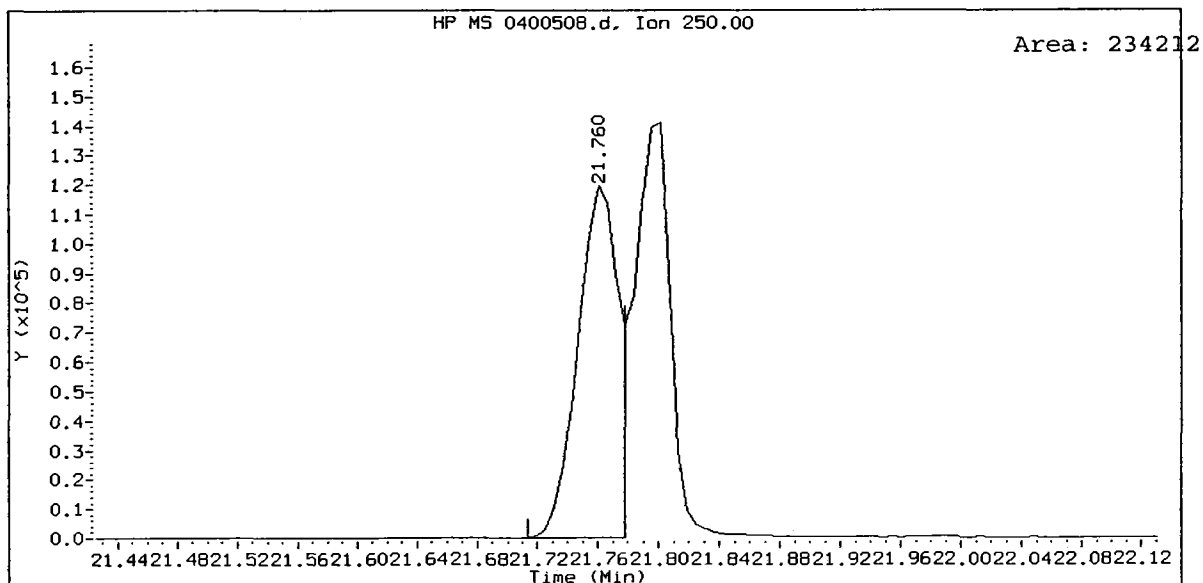
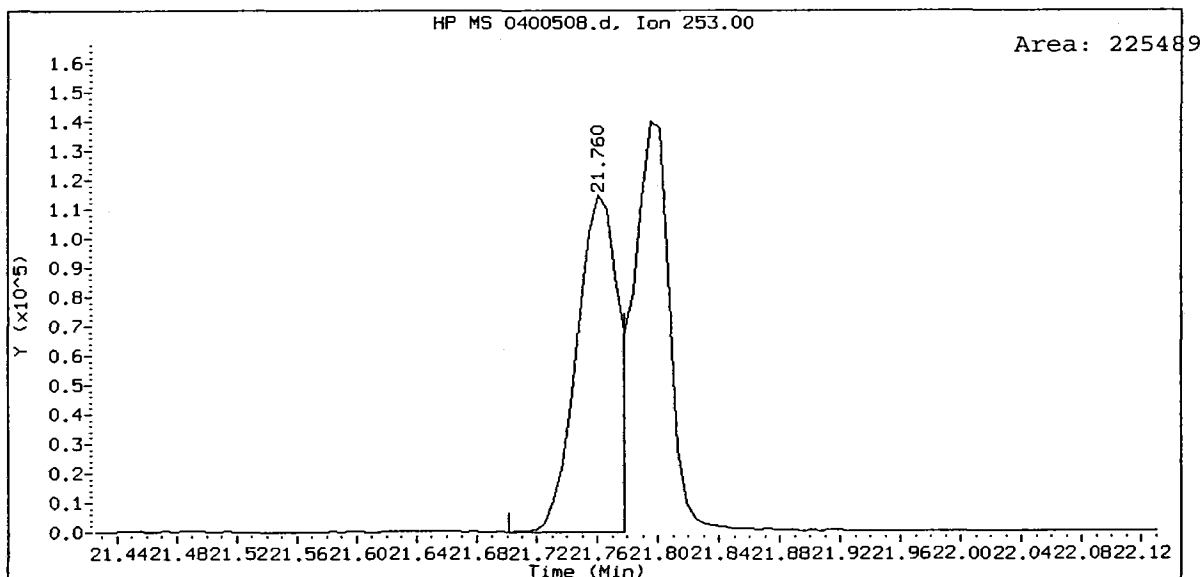
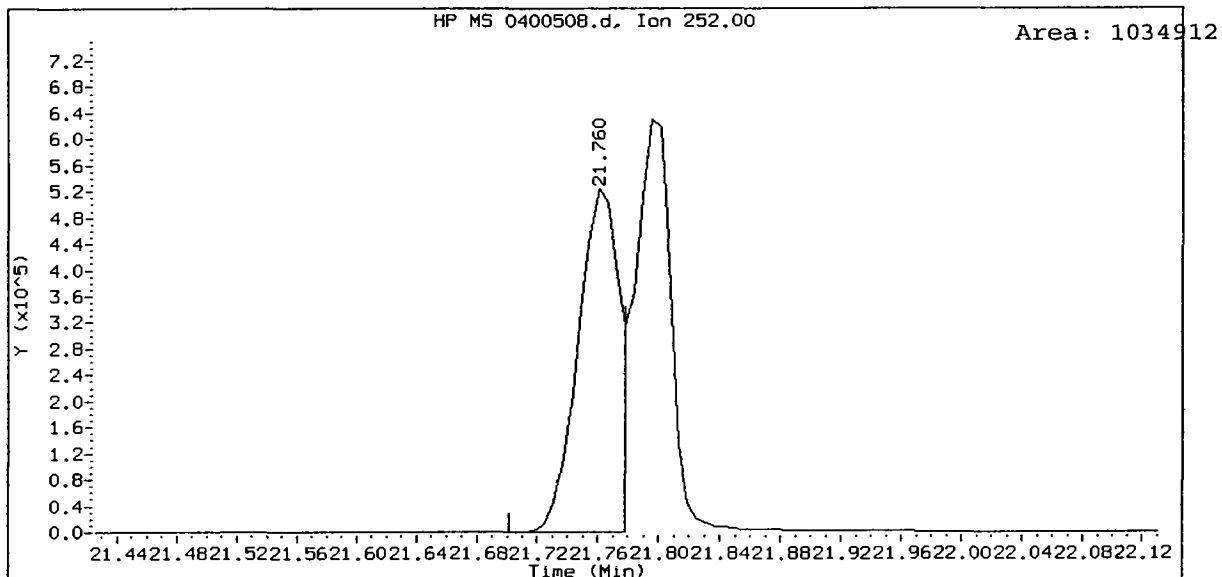


ABN 40, /chem3/nt4.i/20090508.b/0400508.d
3-Nitroaniline Amount: 35.94

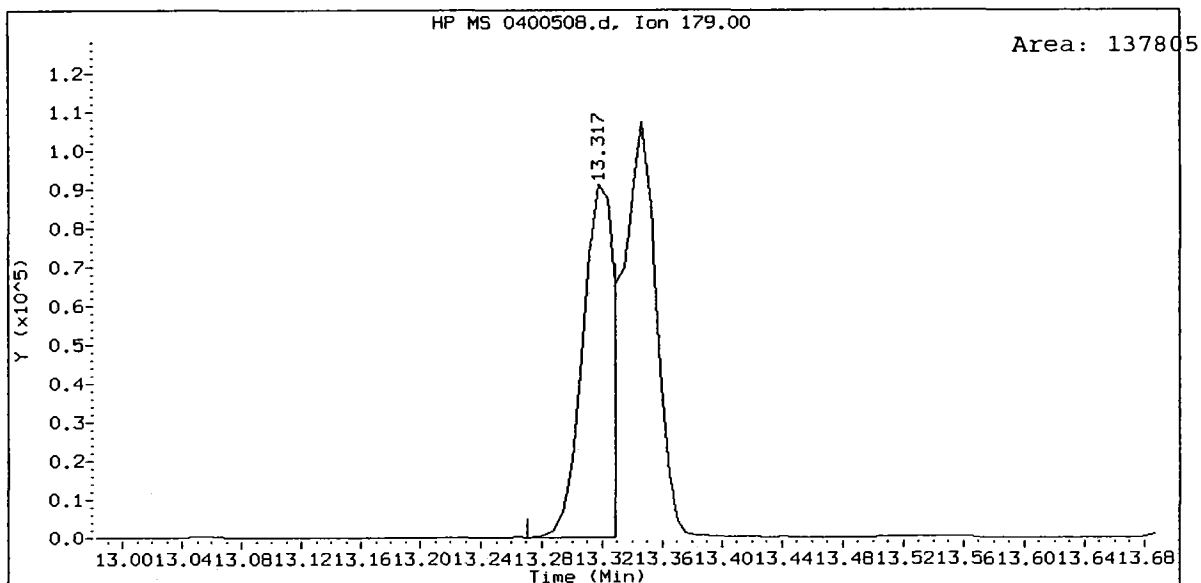
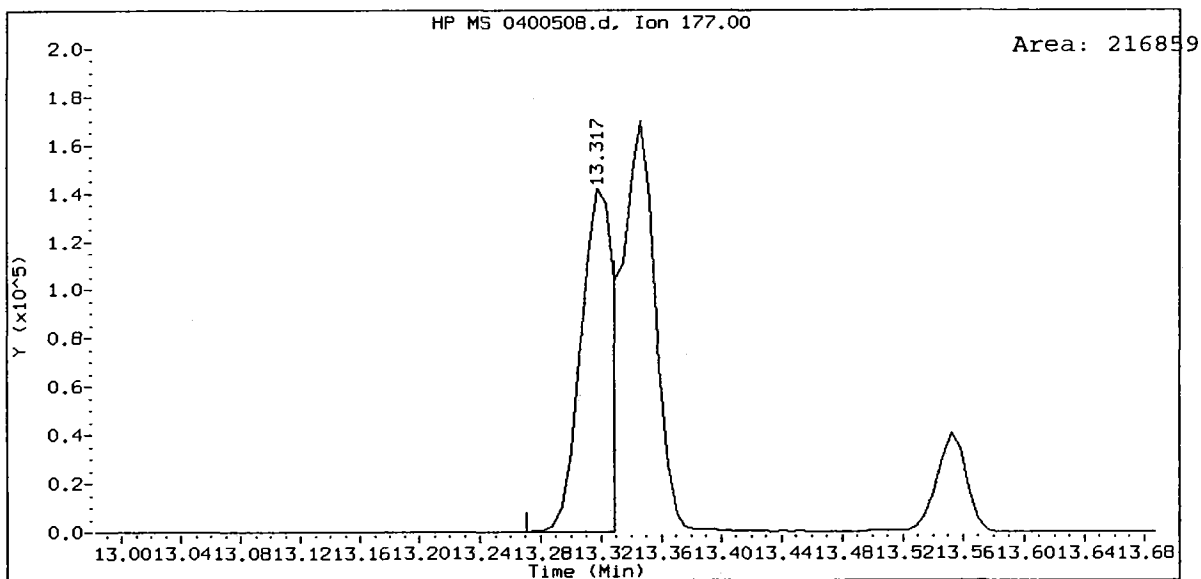
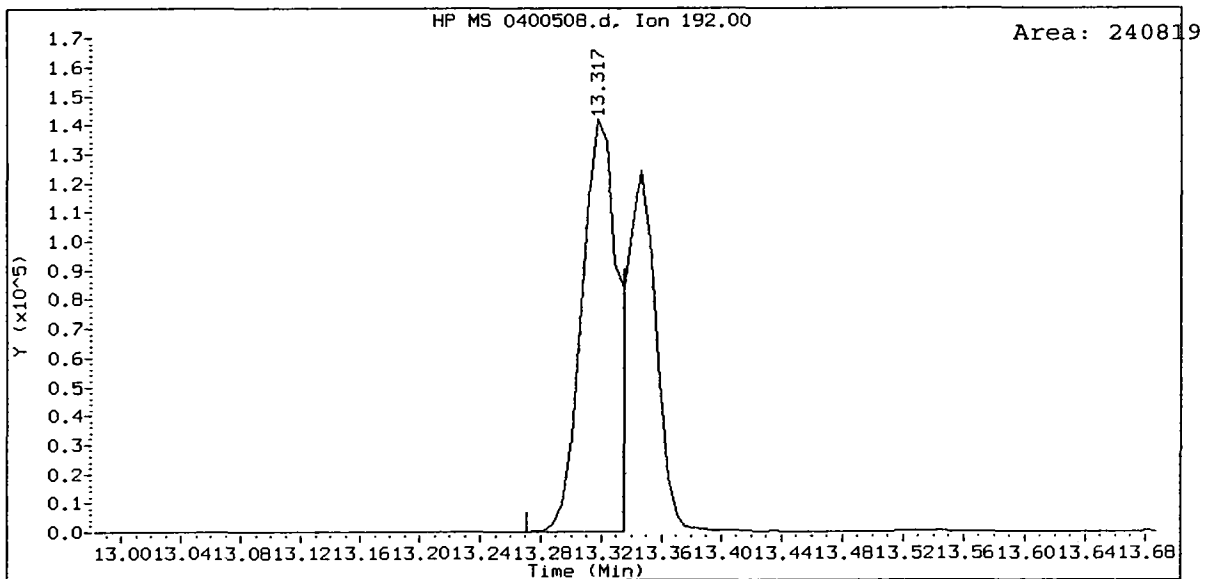


PB44:00473

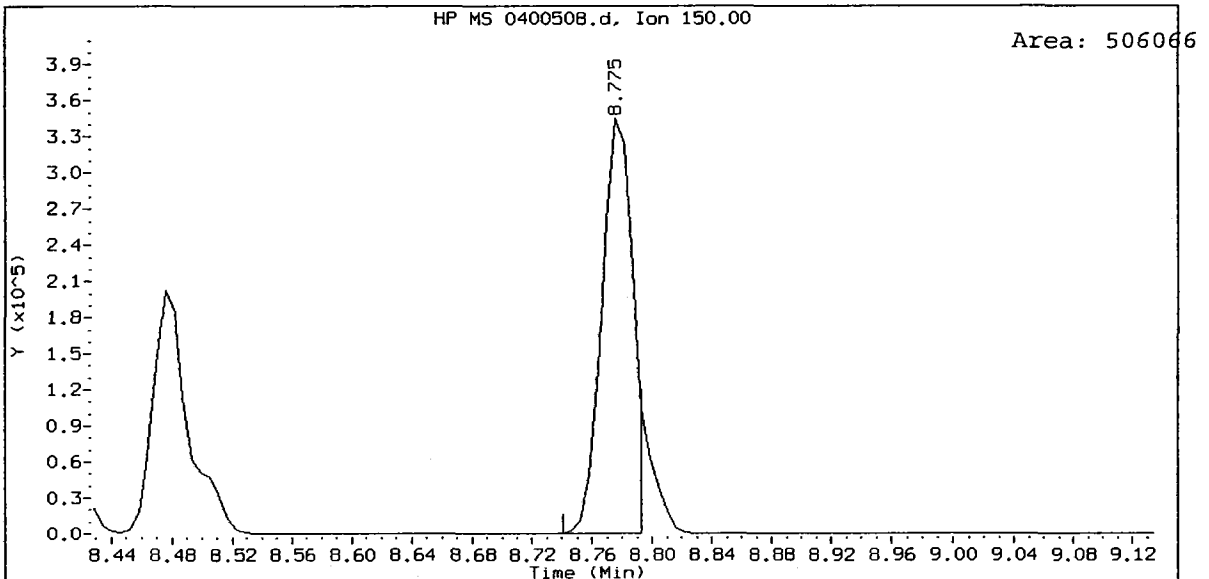
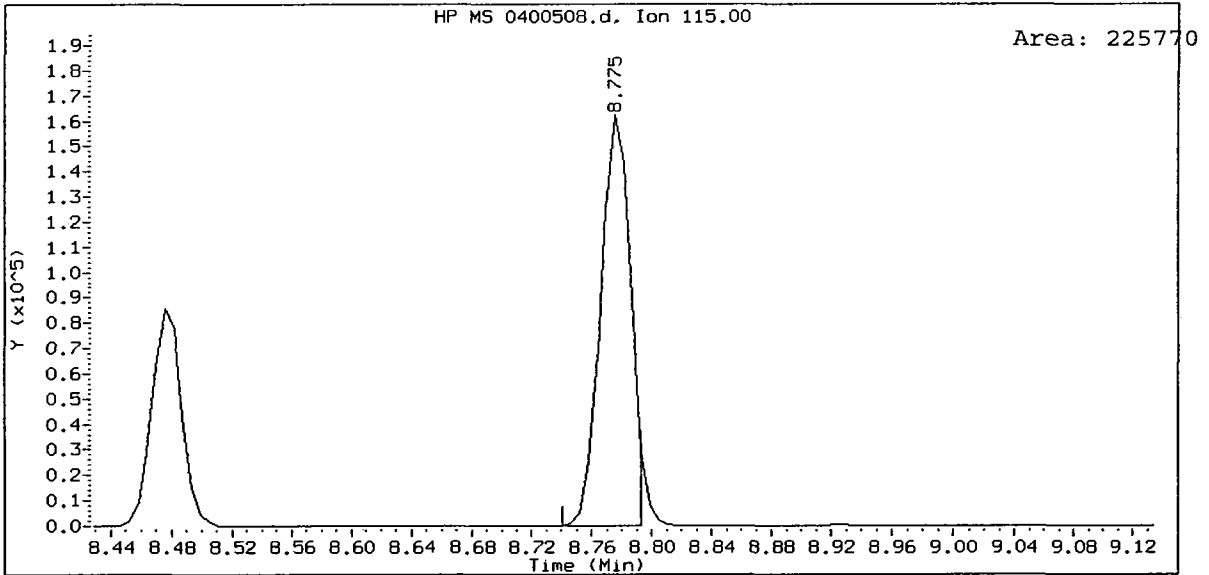
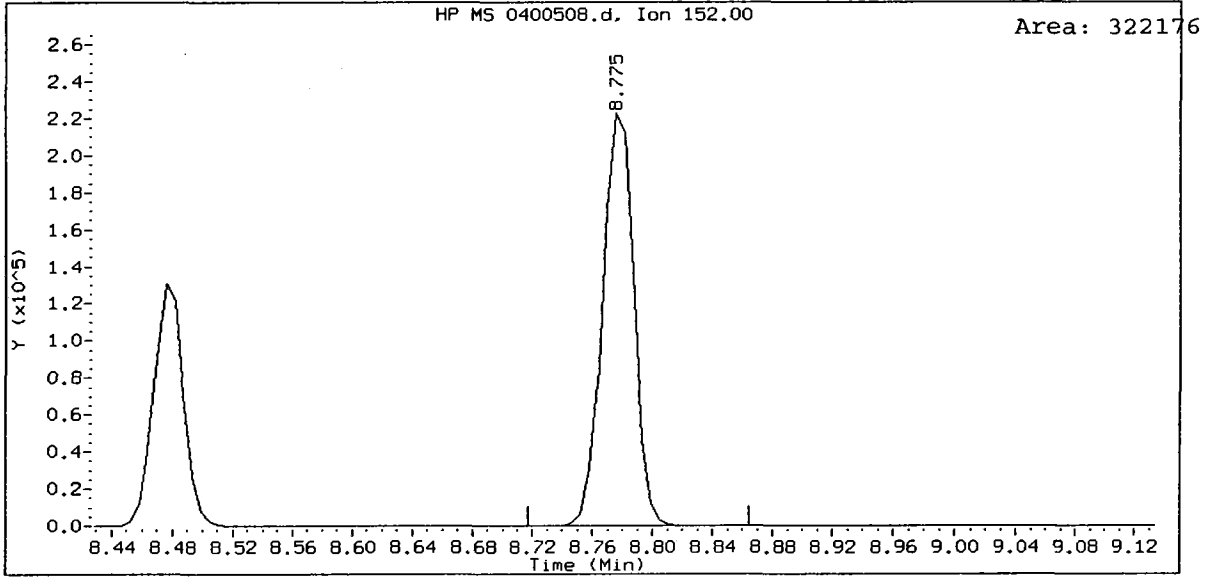
ABN 40, /chem3/nt4.i/20090508.b/0400508.d
Benzo(b)fluoranthene Amount: 38.38



ABN 40, /chem3/nt4.i/20090508.b/0400508.d
4,5-Dichloroguaiacol Amount: 40.10



ABN 40, /chem3/nt4.i/20090508.b/0400508.d
1,2-Dichlorobenzene-d4 Amount: 38.59



PB44:00476

Analytical Resources, Inc.

Semivolatle Report SW846 Method 8270D

Data file : /chem3/nt4.i/20090508.b/0800508.d
Lab Smp Id: ABN 80
Inj Date : 08-MAY-2009 12:31
Operator : LJR/VTS
Smp Info : ABN 80
Misc Info :
Comment : 1ul Injection
Method : /chem3/nt4.i/20090508.b/SW846.m
Meth Date : 11-May-2009 16:19 jeff
Cal Date : 08-MAY-2009 15:22
Als bottle: 2
Dil Factor: 1.00000
Integrator: HP RTE
Target Version: 3.50

Inst ID: nt4.i

Quant Type: ISTD
Cal File: c800508.d
Calibration Sample, Level: 6

Compound Sublist: GUAIACAL.sub

LJR
5/11/09

Compounds	QUANT SIG			AMOUNTS			
	MASS	RT	EXP RT REL RT	RESPONSE	CAL-AMT (ug/mL)	ON-COL (ug/mL)	
\$ 137 d8-1,4-Dioxane	96	3.205	3.205 (0.378)	484884	80.0000	77.49	
143 1,4-Dioxane	88	3.270	3.270 (0.386)	504714	80.0000	75.02	
103 Pyridine	79	4.004	4.004 (0.472)	1323811	80.0000	73.78	
90 N-Nitrosodimethylamine	74	4.057	4.057 (0.478)	812307	80.0000	74.18	
\$ 1 2-Fluorophenol	112	6.525	6.525 (0.769)	1086089	80.0000	74.79	
\$ 2 Phenol-d5	99	8.041	8.041 (0.948)	1365350	80.0000	69.05	
91 Aniline	93	8.041	8.041 (0.948)	1736683	80.0000	67.06	
3 Phenol	94	8.064	8.064 (0.951)	1508044	80.0000	66.76	
4 Bis(2-Chloroethyl)ether	93	8.152	8.152 (0.961)	1176963	80.0000	69.94	
\$ 5 2-Chlorophenol-d4	132	8.188	8.188 (0.965)	915832	80.0000	74.99	
6 2-Chlorophenol	128	8.211	8.211 (0.968)	1040743	80.0000	74.68	
179 n-Decane	57	8.305	8.305 (0.979)	1041602	80.0000	61.43	
7 1,3-Dichlorobenzene	146	8.429	8.429 (0.994)	1145630	80.0000	74.56	
* 8 1,4-Dichlorobenzene-d4	152	8.481	8.470 (1.000)	189525	20.0000		
9 1,4-Dichlorobenzene	146	8.511	8.511 (1.003)	1129620	80.0000	73.39	
11 Benzyl alcohol	108	8.764	8.764 (1.033)	792531	80.0000	73.77	
\$ 10 1,2-Dichlorobenzene-d4	152	8.781	8.781 (1.035)	658078	80.0000	73.81	
12 1,2-Dichlorobenzene	146	8.805	8.805 (1.038)	1051390	80.0000	72.64	
13 2-Methylphenol	108	8.987	8.987 (1.060)	1065902	80.0000	72.93	
14 2,2'-oxybis(1-Chloropropane)	45	9.010	9.010 (1.062)	1199197	80.0000	59.37	
123 Acetophenone	105	9.187	9.187 (1.083)	1503420	80.0000	71.58	
15 4-Methylphenol	108	9.222	9.222 (1.087)	1075652	80.0000	70.66	
16 N-Nitroso-di-n-propylamine	70	9.251	9.251 (1.091)	888948	80.0000	67.45	
17 Hexachloroethane	117	9.292	9.292 (1.096)	482288	80.0000	71.98	
\$ 18 Nitrobenzene-d5	82	9.416	9.416 (0.894)	1279413	80.0000	67.10	
106 Guaiacol	124	9.439	9.439 (1.113)	712611	80.0000	71.55	
19 Nitrobenzene	77	9.451	9.451 (0.897)	1165274	80.0000	61.05	

Compounds	QUANT SIG			AMOUNTS			
	MASS	RT	EXP RT	REL RT	RESPONSE	CAL-AMT (ug/mL)	ON-COL (ug/mL)
=====	=====	==	=====	=====	=====	=====	=====
20 Isophorone	82	9.839	9.839	(0.934)	2425109	80.0000	71.41
21 2-Nitrophenol	139	9.956	9.956	(0.945)	587519	80.0000	76.86
22 2,4-Dimethylphenol	107	10.056	10.056	(0.955)	1137261	80.0000	69.18
23 Bis(2-Chloroethoxy)methane	93	10.203	10.203	(0.969)	1329791	80.0000	69.21
25 2,4-Dichlorophenol	162	10.344	10.344	(0.982)	818007	80.0000	75.11
24 Benzoic acid	105	10.420	10.420	(0.989)	2016506	160.0000	165.0 (M)
26 1,2,4-Trichlorobenzene	180	10.467	10.467	(0.994)	891679	80.0000	71.99
* 27 Naphthalene-d8	136	10.532	10.515	(1.000)	671940	20.0000	
28 Naphthalene	128	10.567	10.567	(1.003)	2533066	80.0000	66.24
144 alpha-Terpineol	59	10.585	10.585	(1.005)	619386	80.0000	59.35
29 4-Chloroaniline	127	10.697	10.697	(1.016)	1055659	80.0000	66.73
30 Hexachlorobutadiene	225	10.873	10.873	(1.032)	452302	80.0000	72.19
185 4-Chloroguaiacol	115	11.443	11.443	(1.349)	269892	40.0000	37.60
31 4-Chloro-3-methylphenol	107	11.496	11.496	(1.091)	950916	80.0000	69.83
32 2-Methylnaphthalene	141	11.684	11.684	(1.109)	1484498	80.0000	69.72
105 1-methylnaphthalene	141	11.860	11.860	(1.126)	1428980	80.0000	70.22
33 Hexachlorocyclopentadiene	237	12.060	12.060	(0.900)	522133	80.0000	78.75
34 2,4,6-Trichlorophenol	196	12.195	12.195	(0.910)	574288	80.0000	77.34
35 2,4,5-Trichlorophenol	196	12.254	12.254	(0.914)	603649	80.0000	76.93
§ 36 2-Fluorobiphenyl	172	12.324	12.324	(0.919)	1890836	80.0000	70.91
112 Biphenyl	154	12.465	12.465	(0.930)	1954128	80.0000	63.98
37 2-Chloronaphthalene	162	12.477	12.477	(0.931)	1521680	80.0000	68.26
184 3,4-Dichloroguaiacol	192	12.541	12.541	(1.479)	332690	80.0000	77.03
113 Diphenyl Oxide	170	12.653	12.653	(0.944)	1139638	80.0000	73.83
38 2-Nitroaniline	65	12.700	12.700	(0.947)	638948	80.0000	67.43
39 Dimethylphthalate	163	13.076	13.076	(0.975)	1834474	80.0000	73.22
40 Acenaphthylene	152	13.152	13.152	(0.981)	2535796	80.0000	68.90
41 2,6-Dinitrotoluene	165	13.164	13.164	(0.982)	432576	80.0000	75.18
107 4,5-Dichloroguaiacol	192	13.335	13.335	(0.995)	516583	80.0000	79.30
182 4,6-Dichloroguaiacol	192	13.358	13.358	(1.575)	350527	80.0000	72.85
43 3-Nitroaniline	138	13.387	13.387	(0.999)	319939	80.0000	55.13 (M)
* 42 Acenaphthene-d10	164	13.405	13.393	(1.000)	351788	20.0000	
44 Acenaphthene	153	13.464	13.464	(1.004)	1584572	80.0000	70.82
133 Butylatedhydroxytoluene	205	13.564	13.564	(1.012)	1192668	80.0000	66.17
45 2,4-Dinitrophenol	184	13.558	13.558	(1.011)	580734	160.0000	178.5
47 4-Nitrophenol	109	13.670	13.670	(1.020)	316618	80.0000	71.61
46 Dibenzofuran	168	13.722	13.722	(1.024)	2184320	80.0000	69.70
168 Pentachlorobenzene	250	13.769	13.769	(1.027)	597922	80.0000	71.60
48 2,4-Dinitrotoluene	165	13.799	13.799	(1.029)	578857	80.0000	75.44
181 3,4,6-Trichloroguaiacol	211	14.093	14.093	(1.662)	296910	80.0000	76.73
109 3,4,5-Trichloroguaiacol	213	14.216	14.216	(0.900)	311896	80.0000	74.95
50 Diethylphthalate	149	14.228	14.228	(1.061)	1808392	80.0000	69.41
49 Fluorene	166	14.281	14.281	(1.065)	1682099	80.0000	68.12
51 4-Chlorophenyl-phenylether	204	14.292	14.292	(1.066)	814126	80.0000	69.68
52 4-Nitroaniline	138	14.404	14.404	(1.075)	449009	80.0000	73.84
53 4,6-Dinitro-2-methylphenol	198	14.474	14.474	(0.917)	735171	160.0000	164.5
54 N-Nitrosodiphenylamine	169	14.510	14.510	(0.919)	1297657	80.0000	73.48

Compounds	QUANT SIG	RT	EXP RT	REL RT	RESPONSE	AMOUNTS	
						CAL-AMT (ug/mL)	ON-COL (ug/mL)
111 Azobenzene (1,2-DP-Hydrazine)	77	14.551	14.551	(1.085)	2114364	80.0000	62.28
115 Tributyl Phosphate	99	14.598	14.598	(0.924)	2254487	80.0000	67.13
\$ 55 2,4,6-Tribromophenol	330	14.704	14.704	(1.097)	251226	80.0000	77.30
56 4-Bromophenyl-phenylether	248	15.080	15.080	(0.955)	465662	80.0000	74.14
108 4,5,6-Trichloroguaiacol	213	15.127	15.127	(1.128)	289205	80.0000	77.61
57 Hexachlorobenzene	284	15.315	15.315	(0.970)	484181	80.0000	74.25
58 Pentachlorophenol	266	15.603	15.603	(0.988)	337106	80.0000	81.27
180 n-Octadecane	57	15.673	15.673	(0.993)	1046193	80.0000	58.51
110 Tetrachloroguaiacol	247	15.738	15.738	(0.997)	503999	160.000	147.5
* 59 Phenanthrene-d10	188	15.791	15.779	(1.000)	543786	20.0000	
60 Phenanthrene	178	15.838	15.838	(1.003)	2445940	80.0000	70.48
61 Anthracene	178	15.914	15.914	(1.008)	2461613	80.0000	69.88
62 Carbazole	167	16.184	16.184	(1.025)	2174757	80.0000	72.95
116 Dibutyl Phenyl Phosphate	175	16.313	16.313	(1.033)	1351371	80.0000	74.17
63 Di-n-butylphthalate	149	16.872	16.872	(1.068)	2702810	80.0000	70.21
64 Fluoranthene	202	17.782	17.782	(1.126)	2433742	80.0000	70.72
93 Benzidine	184	18.011	18.011	(0.895)	804916	80.0000	78.37
117 Butyl Diphenyl Phosphate	94	18.011	18.011	(0.895)	511953	80.0000	64.58
65 Pyrene	202	18.141	18.141	(0.901)	2420330	80.0000	69.88
\$ 66 Terphenyl-d14	244	18.435	18.435	(0.916)	1499647	80.0000	72.55
98 Retene	219	18.687	18.687	(0.928)	803481	80.0000	75.49
67 Butylbenzylphthalate	149	19.310	19.310	(0.959)	1207882	80.0000	74.97
118 Triphenyl Phosphate	326	19.627	19.627	(0.975)	379197	80.0000	76.26
70 3,3'-Dichlorobenzidine	252	20.097	20.097	(0.998)	601797	80.0000	64.05
68 Benzo(a)anthracene	228	20.109	20.109	(0.999)	1995573	80.0000	71.86
* 69 Chrysene-d12	240	20.133	20.109	(1.000)	402300	20.0000	
71 Chrysene	228	20.180	20.180	(1.002)	1926614	80.0000	70.94
72 bis(2-Ethylhexyl)phthalate	149	20.291	20.291	(0.956)	1611902	80.0000	73.69
* 134 Di-n-octylphthalate-d4	153	21.231	21.220	(1.000)	676356	20.0000	
73 Di-n-octylphthalate	149	21.243	21.243	(1.001)	2662418	80.0000	71.96
74 Benzo(b)fluoranthene	252	21.778	21.778	(0.977)	2334035	80.0000	75.07
75 Benzo(k)fluoranthene	252	21.778	21.778	(0.977)	2334035	80.0000	72.55 (H)
76 Benzo(a)pyrene	252	22.230	22.230	(0.997)	2015062	80.0000	72.51
* 77 Perylene-d12	264	22.295	22.283	(1.000)	444935	20.0000	
78 Indeno(1,2,3-cd)pyrene	276	24.040	24.040	(1.078)	2730343	80.0000	78.24
79 Dibenzo(a,h)anthracene	278	24.069	24.069	(1.080)	2215720	80.0000	77.88
80 Benzo(g,h,i)perylene	276	24.539	24.539	(1.101)	2457427	80.0000	77.93

QC Flag Legend

M - Compound response manually integrated.
 H - Operator selected an alternate compound hit.

Analytical Resources, Inc.

INTERNAL STANDARD COMPOUNDS
 AREA AND RT SUMMARY

Instrument ID: nt4.i
 Lab File ID: 0800508.d
 Lab Smp Id: ABN 80
 Analysis Type: SV
 Quant Type: ISTD
 Operator: LJR/VTS
 Method File: /chem3/nt4.i/20090508.b/SW846.m
 Misc Info:

Calibration Date: 08-MAY-2009
 Calibration Time: 11:56

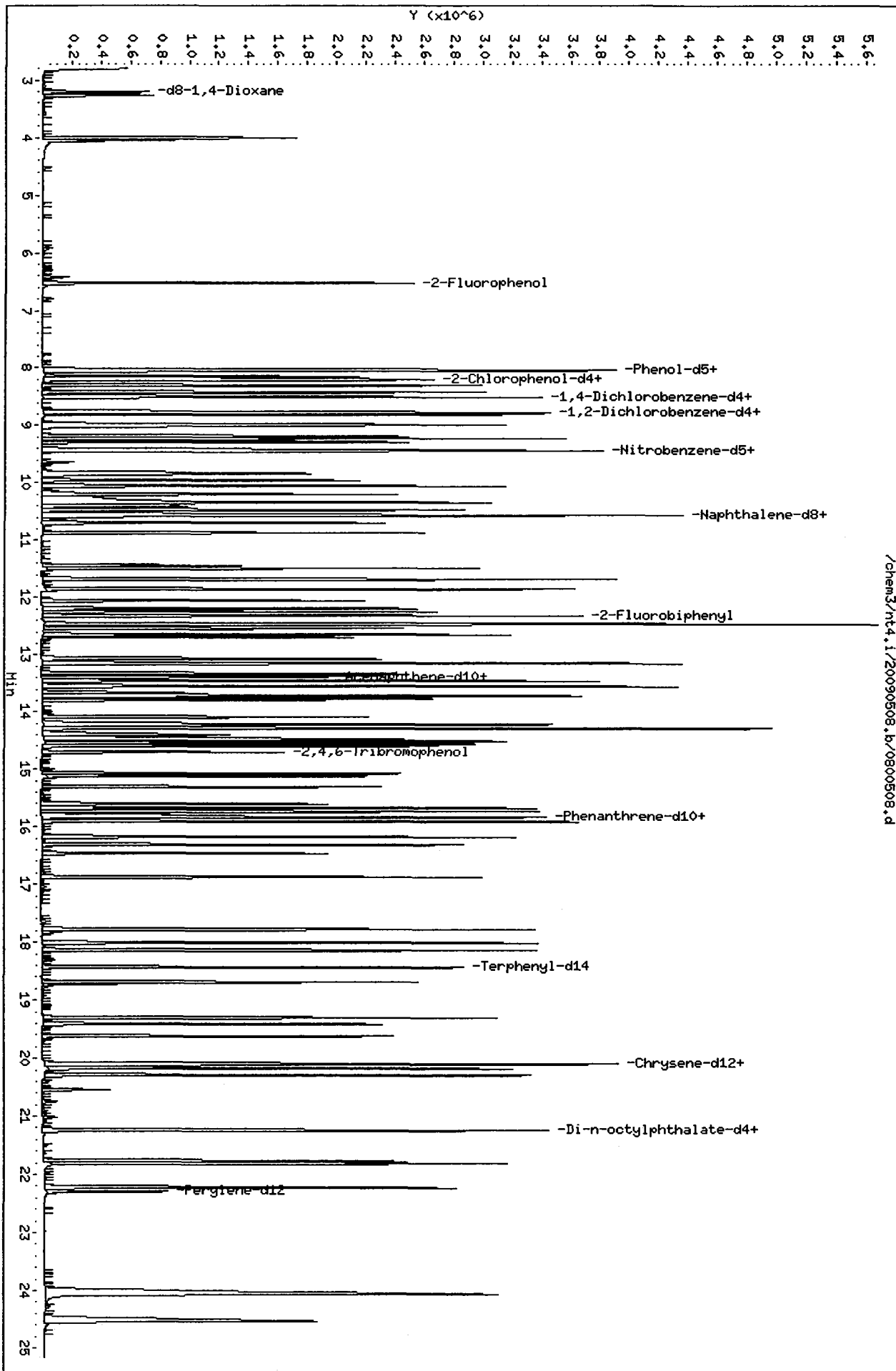
Level:
 Sample Type:

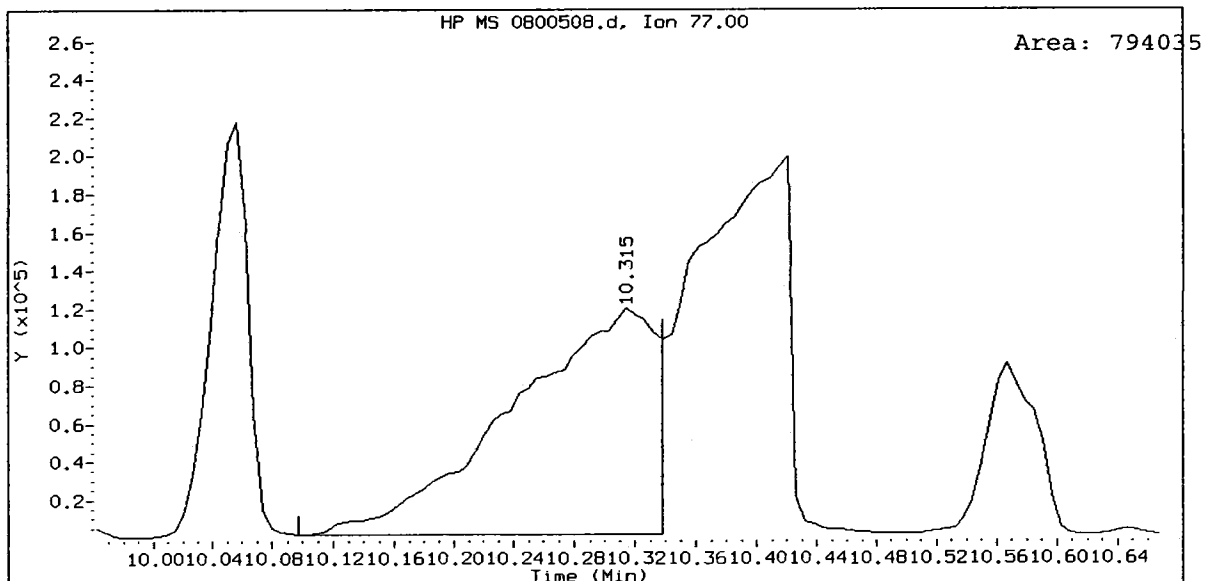
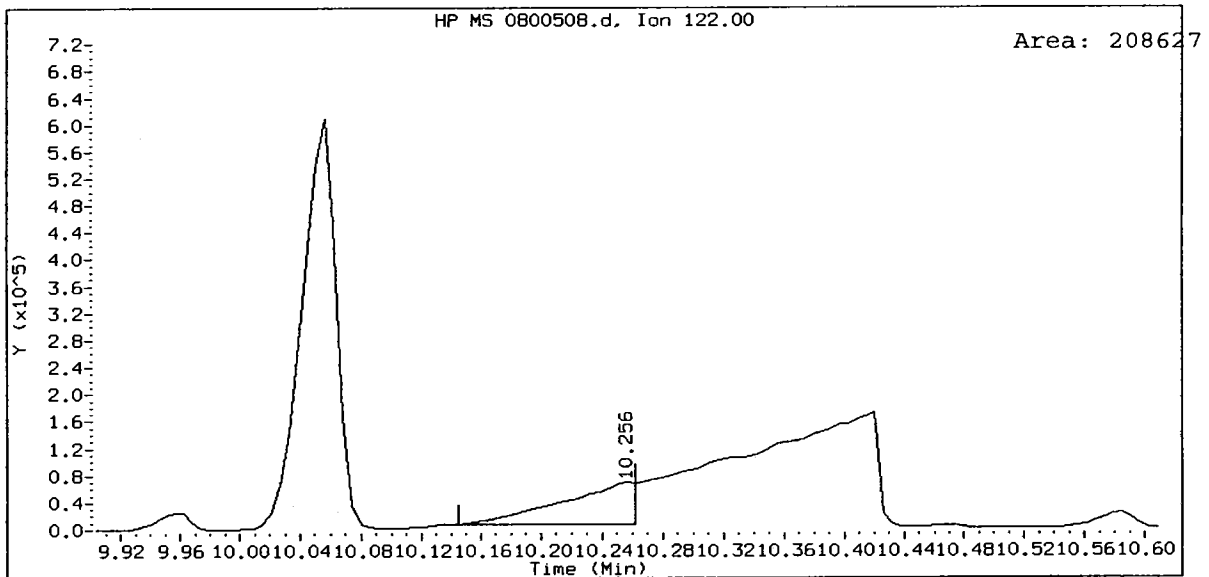
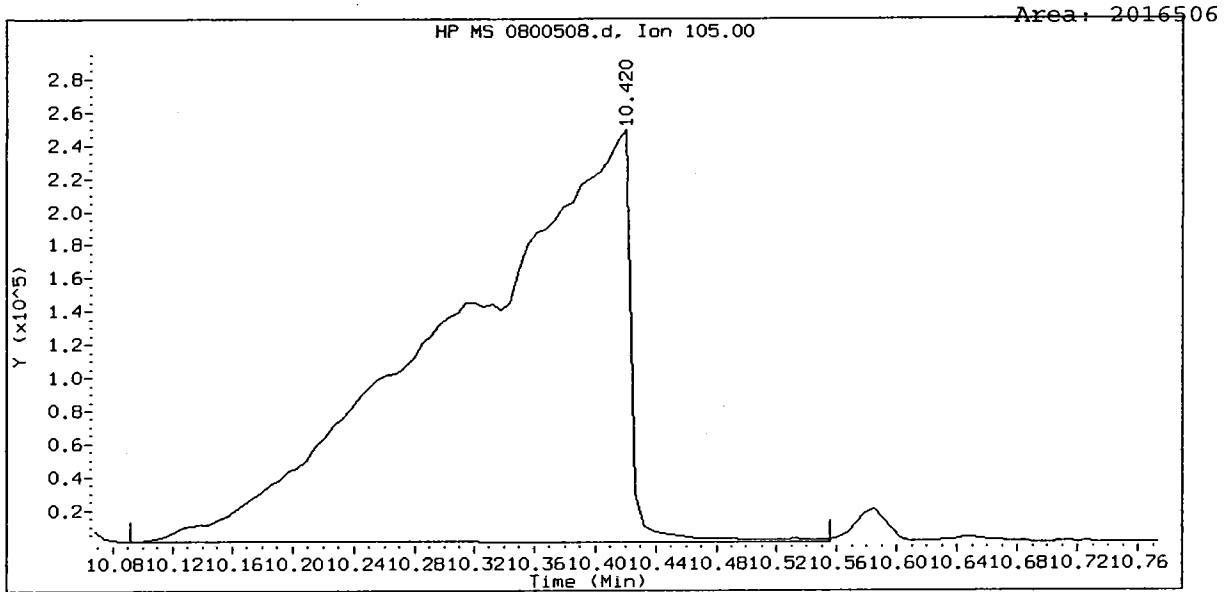
Test Mode: Use Initial Calibration Level 4.
 If Continuing Cal. use Initial Cal. Level 4

COMPOUND	STANDARD	AREA LIMIT		SAMPLE	%DIFF
		LOWER	UPPER		
8 1,4-Dichlorobenze	180629	90314	361258	189525	4.93
27 Naphthalene-d8	633172	316586	1266344	671940	6.12
42 Acenaphthene-d10	336916	168458	673832	351788	4.41
59 Phenanthrene-d10	514258	257129	1028516	543786	5.74
69 Chrysene-d12	376875	188438	753750	402300	6.75
134 Di-n-octylphthala	640574	320287	1281148	676356	5.59
77 Perylene-d12	383864	191932	767728	444935	15.91

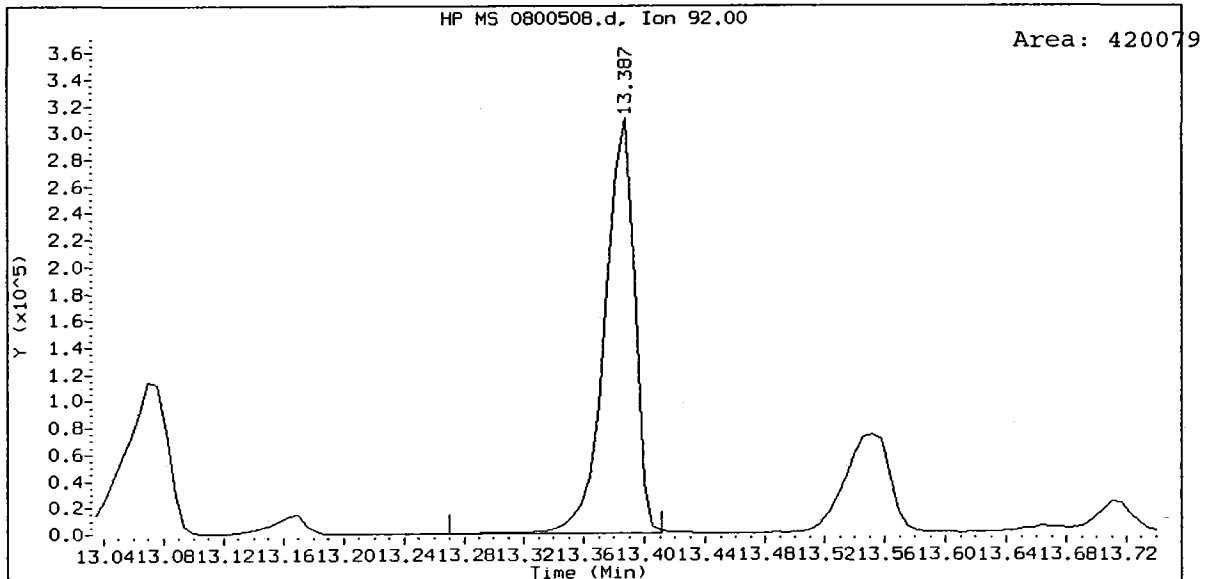
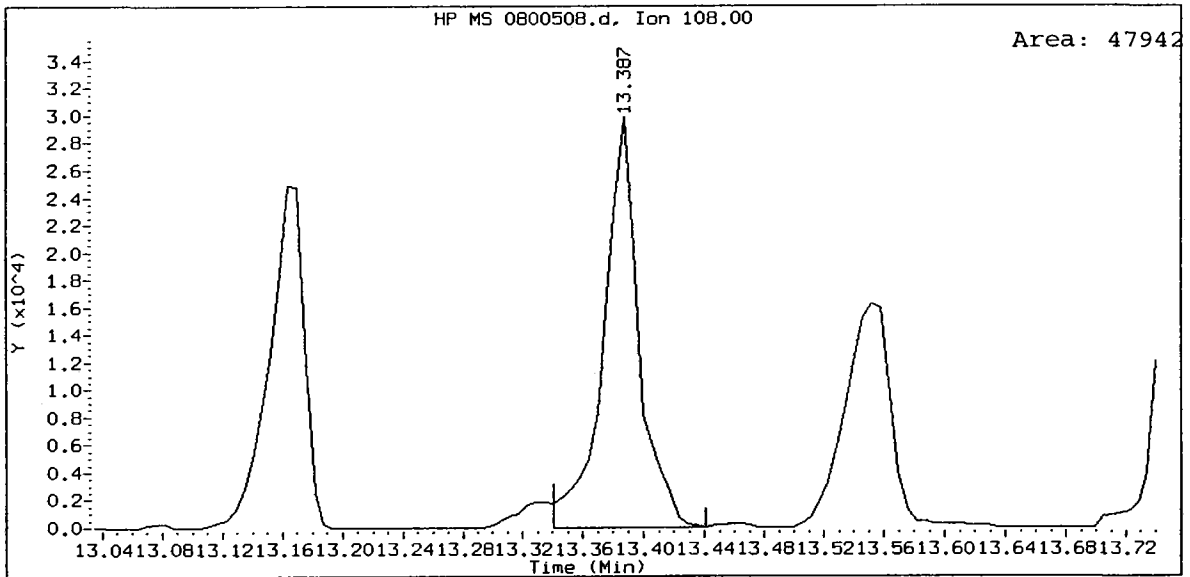
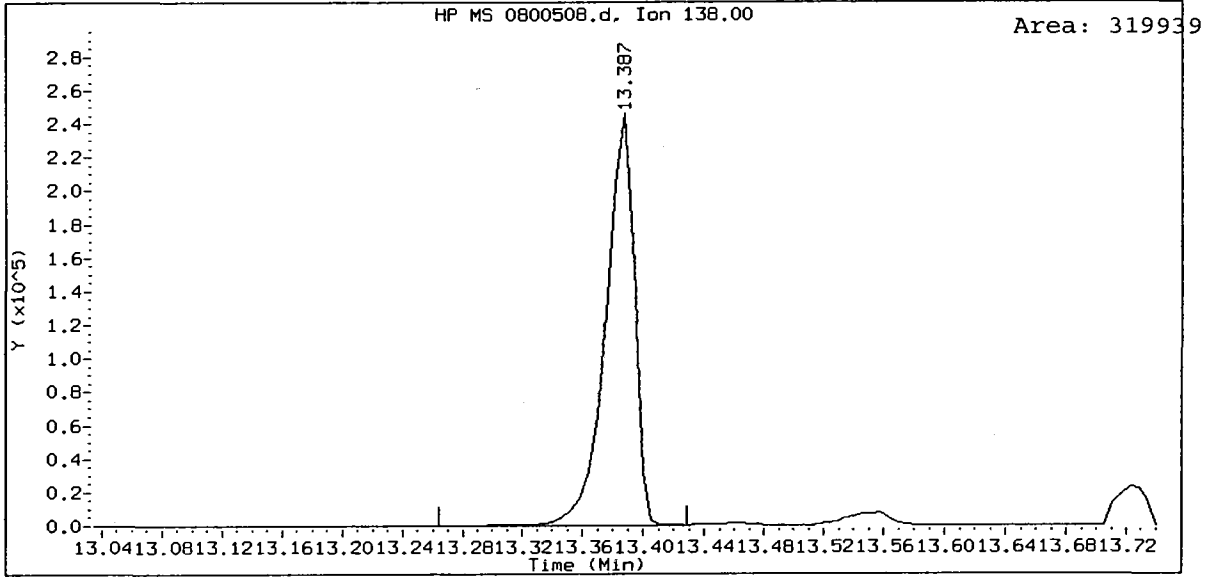
COMPOUND	STANDARD	RT LIMIT		SAMPLE	%DIFF
		LOWER	UPPER		
8 1,4-Dichlorobenze	8.48	7.98	8.98	8.48	0.04
27 Naphthalene-d8	10.52	10.02	11.02	10.53	0.09
42 Acenaphthene-d10	13.40	12.90	13.90	13.41	0.07
59 Phenanthrene-d10	15.79	15.29	16.29	15.79	0.02
69 Chrysene-d12	20.12	19.62	20.62	20.13	0.07
134 Di-n-octylphthala	21.22	20.72	21.72	21.23	0.04
77 Perylene-d12	22.29	21.79	22.79	22.29	0.04

AREA UPPER LIMIT = +100% of internal standard area.
 AREA LOWER LIMIT = - 50% of internal standard area.
 RT UPPER LIMIT = + 0.50 minutes of internal standard RT.
 RT LOWER LIMIT = - 0.50 minutes of internal standard RT.



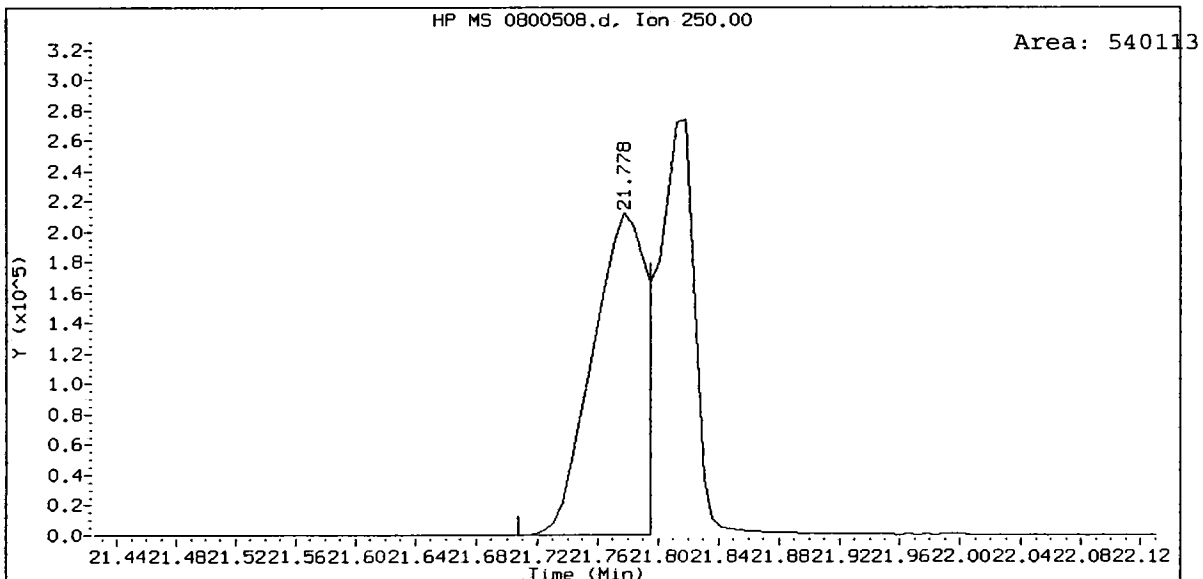
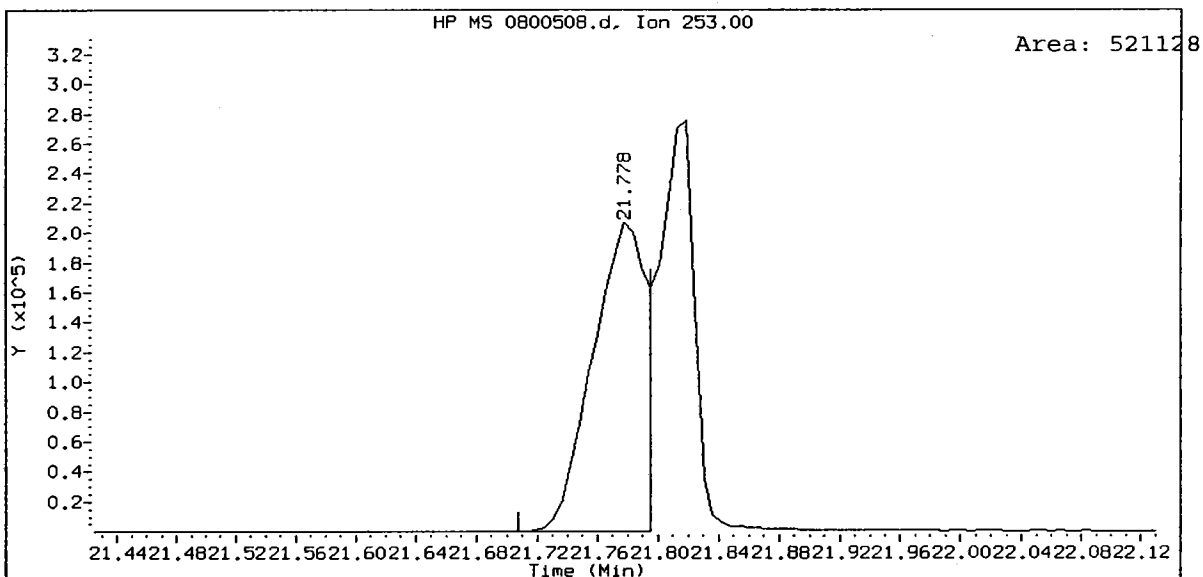
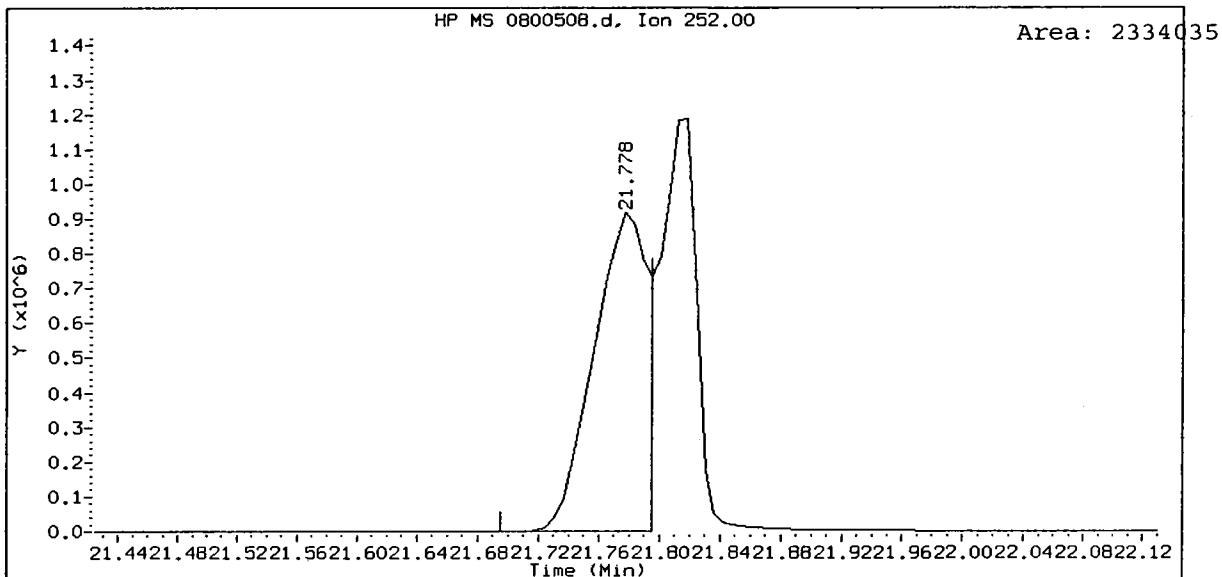


ABN 80, /chem3/nt4.i/20090508.b/0800508.d
3-Nitroaniline Amount: 55.13



PB44 : 00483

ABN 80, /chem3/nt4.i/20090508.b/0800508.d
Benzo(k)fluoranthene Amount: 72.55



PB44 : 00484

Analytical Resources, Inc.

Semivolatile Report SW846 Method 8270D

Data file : /chem3/nt4.i/20090508.b/c800508.d
Lab Smp Id: CARB 80
Inj Date : 08-MAY-2009 15:22
Operator : LJR/VTS
Smp Info : CARB 80
Misc Info :
Comment : 1ul Injection
Method : /chem3/nt4.i/20090508.b/SW846.m
Meth Date : 11-May-2009 16:19 jeff
Cal Date : 08-MAY-2009 15:22
Als bottle: 7
Dil Factor: 1.00000
Integrator: HP RTE
Target Version: 3.50

Inst ID: nt4.i
LJR
5/11/09
Quant Type: ISTD
Cal File: c800508.d
Calibration Sample, Level: 6
Compound Sublist: CARB.sub

Compounds	QUANT SIG		AMOUNTS				
	MASS	RT	EXP RT	REL RT	RESPONSE	CAL-AMT (ug/mL)	ON-COL (ug/mL)
-----	----	--	-----	-----	-----	-----	-----
186 Carbaryl	144	16.584	16.584	(1.958)	1106375	80.0000	62.60
* 59 Phenanthrene-d10	188	15.779	15.779	(1.000)	542152	20.0000	

Analytical Resources, Inc.

INTERNAL STANDARD COMPOUNDS
AREA AND RT SUMMARY

Instrument ID: nt4.i
Lab File ID: c800508.d
Lab Smp Id: CARB 80
Analysis Type: SV
Quant Type: ISTD
Operator: LJR/VTS
Method File: /chem3/nt4.i/20090508.b/SW846.m
Misc Info:

Calibration Date: 08-MAY-2009
Calibration Time: 11:56

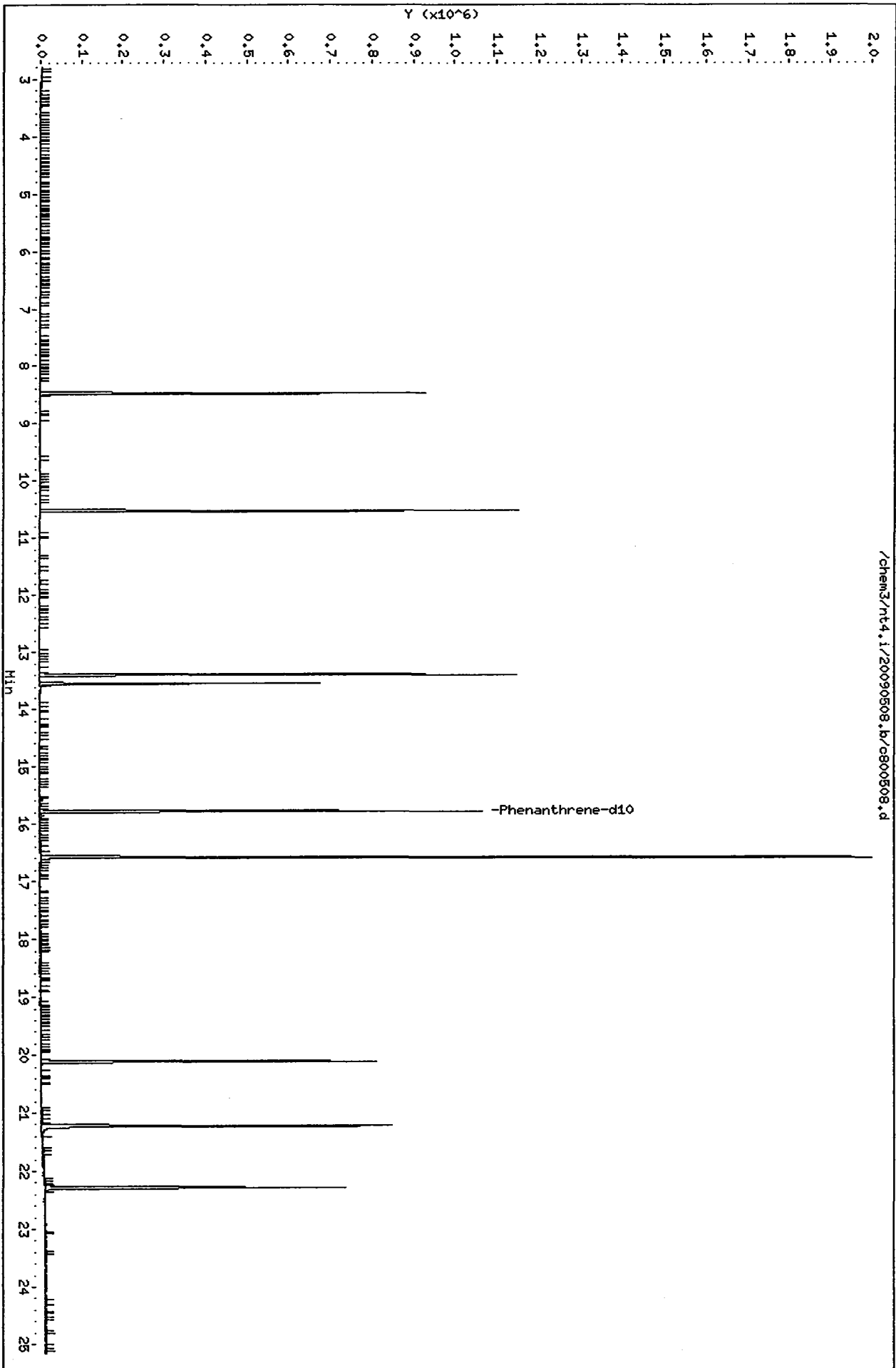
Level:
Sample Type:

Test Mode:
Use Initial Calibration Level 4.
If Continuing Cal. use Initial Cal. Level 4

COMPOUND	STANDARD	AREA LIMIT		SAMPLE	%DIFF
		LOWER	UPPER		
59 Phenanthrene-d10	514258	257129	1028516	542152	5.42

COMPOUND	STANDARD	RT LIMIT		SAMPLE	%DIFF
		LOWER	UPPER		
59 Phenanthrene-d10	15.79	15.29	16.29	15.78	-0.05

AREA UPPER LIMIT = +100% of internal standard area.
AREA LOWER LIMIT = - 50% of internal standard area.
RT UPPER LIMIT = + 0.50 minutes of internal standard RT.
RT LOWER LIMIT = - 0.50 minutes of internal standard RT.



Analytical Resources, Inc.

Semivolatle Report SW846 Method 8270D

Data file : /chem3/nt4.i/20090508.b/icv0508.d
 Lab Smp Id: ABN ICV
 Inj Date : 08-MAY-2009 15:56
 Operator : LJR/VTS
 Smp Info : ABN ICV
 Misc Info :
 Comment : 1ul Injection
 Method : /chem3/nt4.i/20090508.b/SW846.m
 Meth Date : 11-May-2009 16:19 jeff
 Cal Date : 08-MAY-2009 15:22
 Als bottle: 8
 Dil Factor: 1.00000
 Integrator: HP RTE
 Target Version: 3.50

Inst ID: nt4.i
 Quant Type: ISTD
 Cal File: c800508.d
 QC Sample: LCS
 Compound Sublist: ICV.sub

LJR
5/11/09

Compounds	QUANT SIG	RT	EXP RT	REL RT	RESPONSE	CONCENTRATIONS	
						ON-COLUMN (ug/mL)	FINAL (ug/mL)
3 Phenol	94	8.029	8.064	(0.947)	466871	26.5795	26.58
4 Bis(2-Chloroethyl)ether	93	8.129	8.152	(0.959)	329084	25.1502	25.15
6 2-Chlorophenol	128	8.194	8.211	(0.967)	280264	25.8643	25.86
7 1,3-Dichlorobenzene	146	8.411	8.429	(0.992)	305512	25.5700	25.57
* 8 1,4-Dichlorobenzene-d4	152	8.476	8.470	(1.000)	147371	20.0000	
9 1,4-Dichlorobenzene	146	8.499	8.511	(1.003)	309446	25.8537	25.85
11 Benzyl alcohol	108	8.740	8.764	(1.031)	253157	30.3034	30.30
12 1,2-Dichlorobenzene	146	8.793	8.805	(1.037)	287064	25.5044	25.50
13 2-Methylphenol	108	8.963	8.987	(1.058)	295161	25.9707	25.97
14 2,2'-oxybis(1-Chloropropane)	45	9.005	9.010	(1.062)	408096	25.9824	25.98
15 4-Methylphenol	108	9.193	9.222	(1.085)	307921	26.0142	26.01
16 N-Nitroso-di-n-propylamine	70	9.216	9.251	(1.087)	257034	25.0805	25.08
17 Hexachloroethane	117	9.287	9.292	(1.096)	134345	25.7864	25.79
19 Nitrobenzene	77	9.428	9.451	(0.896)	384833	26.4577	26.46
20 Isophorone	82	9.804	9.839	(0.932)	613519	23.7074	23.71
21 2-Nitrophenol	139	9.945	9.956	(0.945)	149015	25.5832	25.58
22 2,4-Dimethylphenol	107	10.033	10.056	(0.954)	332213	26.5204	26.52
23 Bis(2-Chloroethoxy)methane	93	10.186	10.203	(0.968)	375697	25.6604	25.66
24 Benzoic acid	105	10.268	10.420	(0.976)	496924	53.3707	53.37
25 2,4-Dichlorophenol	162	10.321	10.344	(0.981)	220176	26.5309	26.53
26 1,2,4-Trichlorobenzene	180	10.462	10.467	(0.994)	241756	25.6150	25.61
* 27 Naphthalene-d8	136	10.521	10.515	(1.000)	512023	20.0000	
28 Naphthalene	128	10.550	10.567	(1.003)	762075	26.1522	26.15
29 4-Chloroaniline	127	10.679	10.697	(1.015)	317877	26.3702	26.37
30 Hexachlorobutadiene	225	10.867	10.873	(1.033)	128527	26.9208	26.92
31 4-Chloro-3-methylphenol	107	11.478	11.496	(1.091)	274282	26.4311	26.43
32 2-Methylnaphthalene	141	11.672	11.684	(1.109)	411068	25.3340	25.33

Compounds	QUANT SIG			CONCENTRATIONS			
	MASS	RT	EXP RT	REL RT	RESPONSE	ON-COLUMN (ug/mL)	FINAL (ug/mL)
33 Hexachlorocyclopentadiene	237	12.054	12.060	(0.900)	131294	25.6525	25.65
34 2,4,6-Trichlorophenol	196	12.183	12.195	(0.910)	147576	25.7463	25.75
35 2,4,5-Trichlorophenol	196	12.236	12.254	(0.914)	156971	25.9152	25.92
37 2-Chloronaphthalene	162	12.459	12.477	(0.930)	448899	26.0865	26.09
38 2-Nitroaniline	65	12.677	12.700	(0.946)	190254	26.0116	26.01
39 Dimethylphthalate	163	13.047	13.076	(0.974)	488409	25.2543	25.25
40 Acenaphthylene	152	13.141	13.152	(0.981)	684405	24.0904	24.09
41 2,6-Dinitrotoluene	165	13.147	13.164	(0.982)	113476	25.5484	25.55
* 42 Acenaphthene-d10	164	13.394	13.393	(1.000)	271558	20.0000	
43 3-Nitroaniline	138	13.358	13.387	(0.997)	130238	29.0705	29.07
44 Acenaphthene	153	13.446	13.464	(1.004)	453267	26.2423	26.24
45 2,4-Dinitrophenol	184	13.529	13.558	(1.010)	150989	60.1336	60.13
46 Dibenzofuran	168	13.705	13.722	(1.023)	599672	24.7870	24.79
47 4-Nitrophenol	109	13.646	13.670	(1.019)	90395	26.4867	26.49
48 2,4-Dinitrotoluene	165	13.776	13.799	(1.028)	147633	24.9258	24.93
49 Fluorene	166	14.263	14.281	(1.065)	504986	26.4936	26.49
50 Diethylphthalate	149	14.204	14.228	(1.061)	491487	24.4392	24.44
51 4-Chlorophenyl-phenylether	204	14.281	14.292	(1.066)	231016	25.6137	25.61
52 4-Nitroaniline	138	14.357	14.404	(1.072)	125487	26.7331	26.73
53 4,6-Dinitro-2-methylphenol	198	14.439	14.474	(0.915)	192482	55.8140	55.81
54 N-Nitrosodiphenylamine	169	14.481	14.510	(0.918)	241359	17.7089	17.71
56 4-Bromophenyl-phenylether	248	15.068	15.080	(0.955)	122047	25.1793	25.18
57 Hexachlorobenzene	284	15.297	15.315	(0.969)	126886	25.2124	25.21
58 Pentachlorophenol	266	15.591	15.603	(0.988)	81794	25.5532	25.55
* 59 Phenanthrene-d10	188	15.779	15.779	(1.000)	419650	20.0000	
60 Phenanthrene	178	15.820	15.838	(1.003)	688890	25.7217	25.72
61 Anthracene	178	15.891	15.914	(1.007)	673198	24.7621	24.76
62 Carbazole	167	16.167	16.184	(1.025)	553126	24.0430	24.04
63 Di-n-butylphthalate	149	16.866	16.872	(1.069)	746958	25.1424	25.14
64 Fluoranthene	202	17.765	17.782	(1.126)	675184	25.4229	25.42
65 Pyrene	202	18.129	18.141	(0.901)	687026	25.5747	25.57
67 Butylbenzylphthalate	149	19.298	19.310	(0.959)	317605	25.4167	25.42
68 Benzo(a)anthracene	228	20.092	20.109	(0.999)	555845	25.8076	25.81
* 69 Chrysene-d12	240	20.115	20.109	(1.000)	312018	20.0000	
70 3,3'-Dichlorobenzidine	252	20.086	20.097	(0.999)	195975	26.8939	26.89
71 Chrysene	228	20.156	20.180	(1.002)	534606	25.3822	25.38
72 bis(2-Ethylhexyl)phthalate	149	20.286	20.291	(0.956)	426263	25.3971	25.40
* 134 Di-n-octylphthalate-d4	153	21.220	21.220	(1.000)	518955	20.0000	
73 Di-n-octylphthalate	149	21.231	21.243	(1.001)	714950	25.1845	25.18
74 Benzo(b)fluoranthene	252	21.754	21.778	(0.976)	571630	26.0311	26.03 (H)
75 Benzo(k)fluoranthene	252	21.790	21.778	(0.978)	575528	25.3263	25.33
76 Benzo(a)pyrene	252	22.207	22.230	(0.997)	510103	25.9877	25.99
* 77 Perylene-d12	264	22.283	22.283	(1.000)	314268	20.0000	
78 Indeno(1,2,3-cd)pyrene	276	23.993	24.040	(1.077)	649272	26.3410	26.34
79 Dibenzo(a,h)anthracene	278	24.016	24.069	(1.078)	541130	26.9272	26.93
80 Benzo(g,h,i)perylene	276	24.481	24.539	(1.099)	583239	26.1846	26.18
103 Pyridine	79	3.958	4.004	(0.467)	326128	23.3752	23.38

Compounds	QUANT SIG		CONCENTRATIONS				
	MASS	RT	EXP RT	REL RT	RESPONSE	ON-COLUMN (ug/mL)	FINAL (ug/mL)
90 N-Nitrosodimethylamine	74	3.987	4.057	(0.470)	216667	25.4463	25.45
91 Aniline	93	8.023	8.041	(0.947)	529355	26.2873	26.29
105 1-methylnaphthalene	141	11.848	11.860	(1.126)	407356	26.2687	26.27
111 Azobenzene (1,2-DP-Hydrazine)	77	14.533	14.551	(1.085)	651092	24.8455	24.85
93 Benzidine	184	18.000	18.011	(0.895)	283099	32.4080	32.41

QC Flag Legend

H - Operator selected an alternate compound hit.

Analytical Resources, Inc.

INTERNAL STANDARD COMPOUNDS
 AREA AND RT SUMMARY

Instrument ID: nt4.i
 Lab File ID: icv0508.d
 Lab Smp Id: ABN ICV
 Analysis Type: SV
 Quant Type: ISTD
 Operator: LJR/VTS
 Method File: /chem3/nt4.i/20090508.b/SW846.m
 Misc Info:

Calibration Date: 08-MAY-2009
 Calibration Time: 11:56

Level:
 Sample Type:

Test Mode: Use Initial Calibration Level 4.
 If Continuing Cal. use Initial Cal. Level 4

COMPOUND	STANDARD	AREA LIMIT		SAMPLE	%DIFF
		LOWER	UPPER		
8 1,4-Dichlorobenze	180629	90314	361258	147371	-18.41
27 Naphthalene-d8	633172	316586	1266344	512023	-19.13
42 Acenaphthene-d10	336916	168458	673832	271558	-19.40
59 Phenanthrene-d10	514258	257129	1028516	419650	-18.40
69 Chrysene-d12	376875	188438	753750	312018	-17.21
134 Di-n-octylphthala	640574	320287	1281148	518955	-18.99
77 Perylene-d12	383864	191932	767728	314268	-18.13

COMPOUND	STANDARD	RT LIMIT		SAMPLE	%DIFF
		LOWER	UPPER		
8 1,4-Dichlorobenze	8.48	7.98	8.98	8.48	-0.03
27 Naphthalene-d8	10.52	10.02	11.02	10.52	-0.02
42 Acenaphthene-d10	13.40	12.90	13.90	13.39	-0.02
59 Phenanthrene-d10	15.79	15.29	16.29	15.78	-0.05
69 Chrysene-d12	20.12	19.62	20.62	20.12	-0.01
134 Di-n-octylphthala	21.22	20.72	21.72	21.22	-0.01
77 Perylene-d12	22.29	21.79	22.79	22.28	-0.01

AREA UPPER LIMIT = +100% of internal standard area.
 AREA LOWER LIMIT = - 50% of internal standard area.
 RT UPPER LIMIT = + 0.50 minutes of internal standard RT.
 RT LOWER LIMIT = - 0.50 minutes of internal standard RT.

Analytical Resources, Inc.

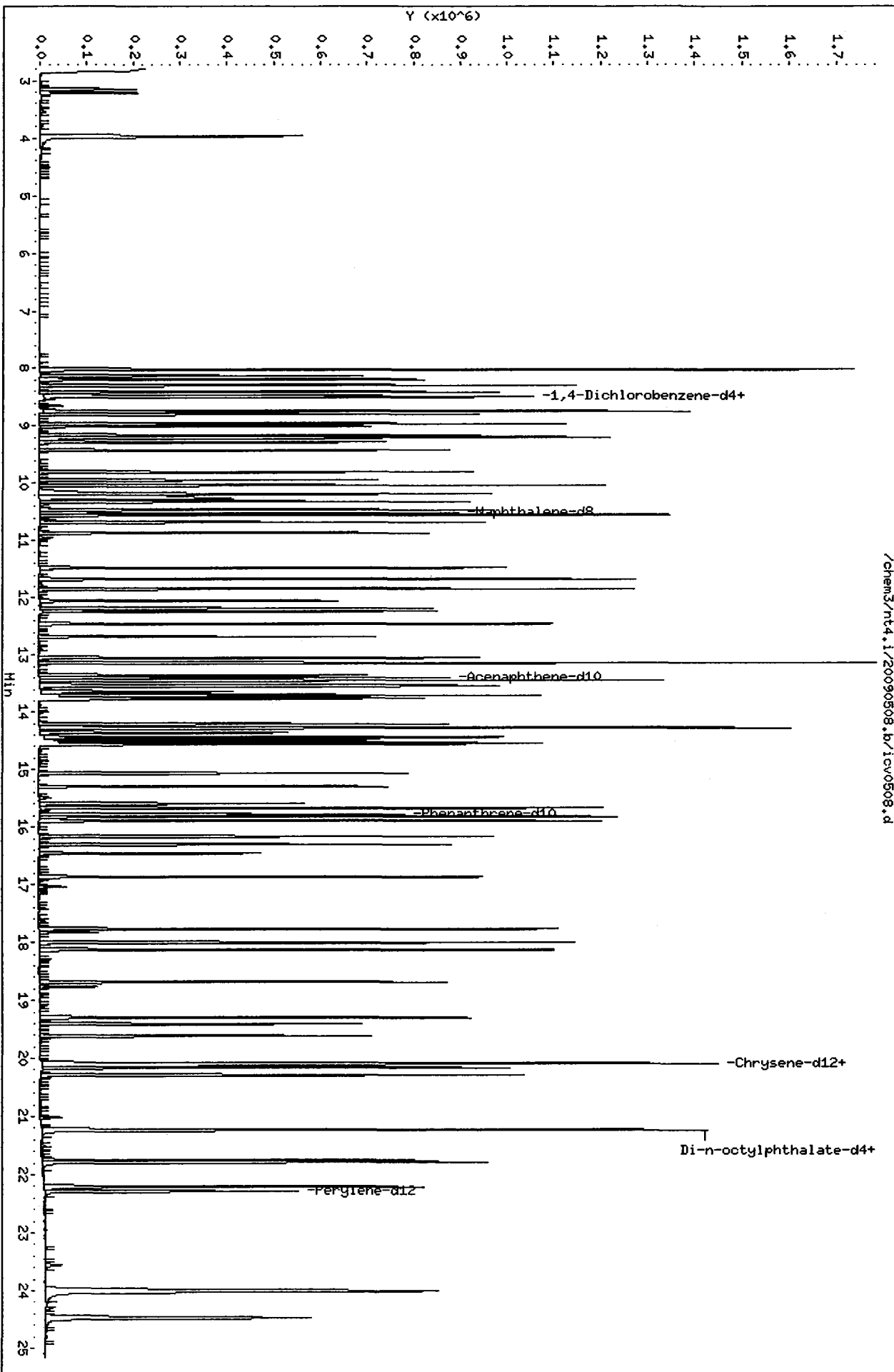
RECOVERY REPORT

Client Name: Client SDG: 20090508
 Sample Matrix: NONE Fraction: SV
 Lab Smp Id: ABN ICV
 Level: Operator: LJR/VTS
 Data Type: MS DATA SampleType: LCS
 SpikeList File: ICV.spk Quant Type: ISTD
 Sublist File: ICV.sub
 Method File: /chem3/nt4.i/20090508.b/SW846.m
 Misc Info:

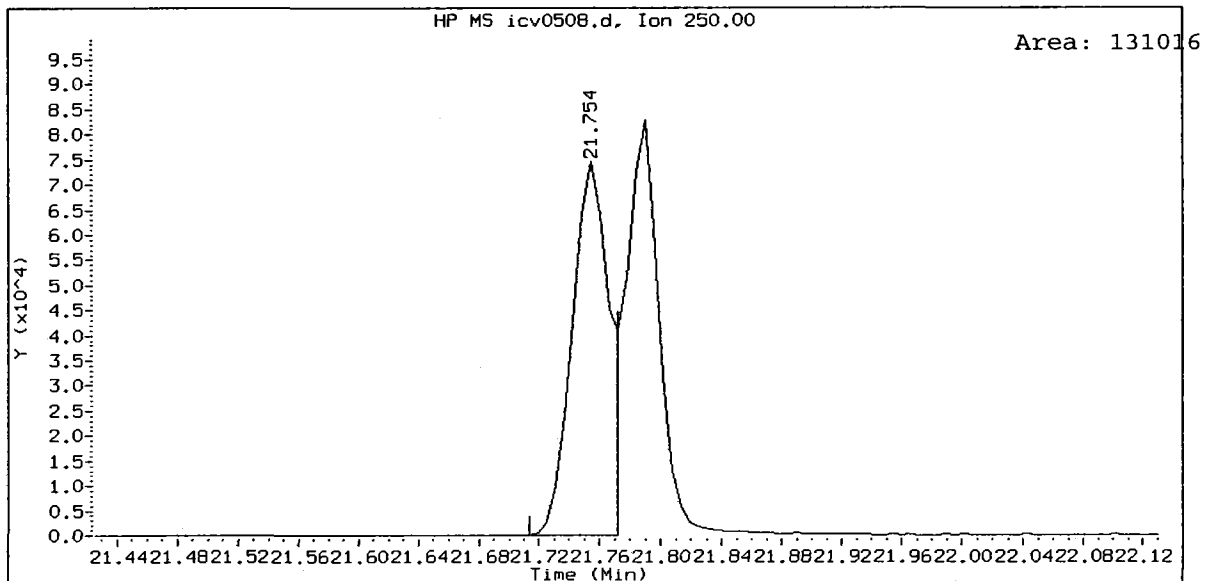
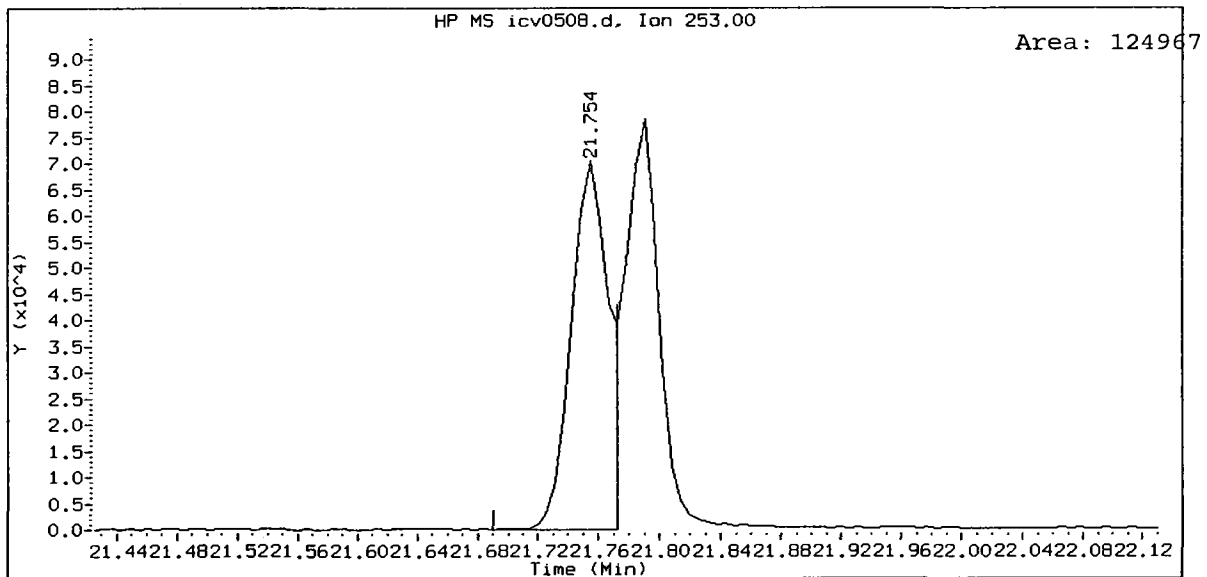
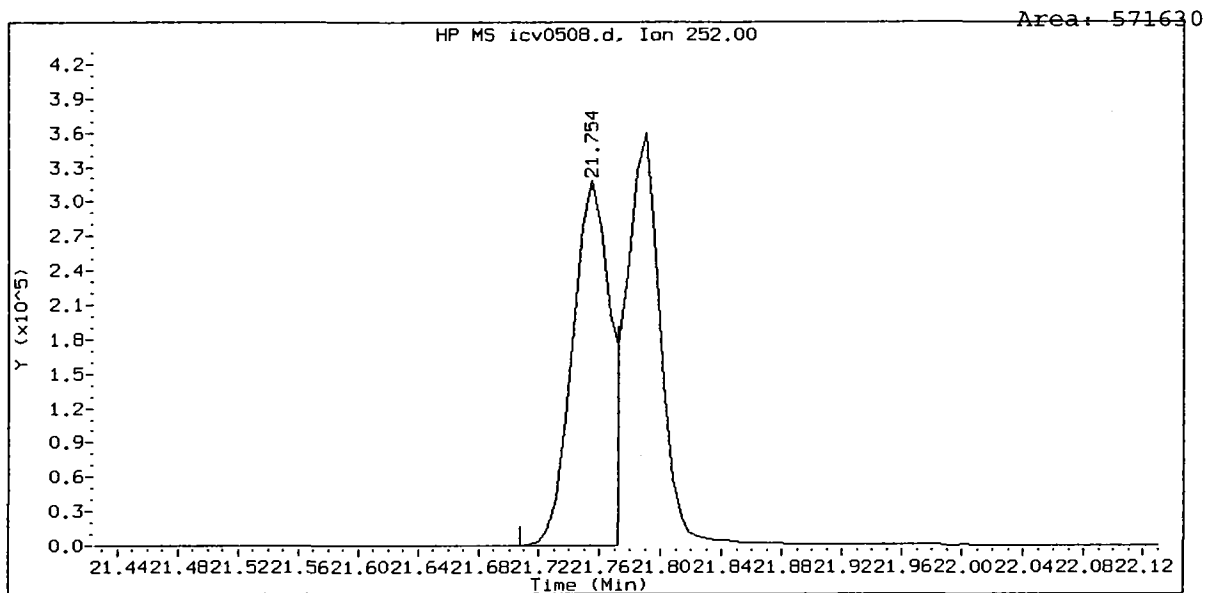
SPIKE COMPOUND	AMOUNT ADDED ug/mL	AMOUNT RECOVERED ug/mL	% RECOVERED	LIMITS
3 Phenol	25.00	26.58	106.32	
4 Bis(2-Chloroethyl)	25.00	25.15	100.60	
6 2-Chlorophenol	25.00	25.86	103.46	
7 1,3-Dichlorobenzen	25.00	25.57	102.28	
9 1,4-Dichlorobenzen	25.00	25.85	103.41	
11 Benzyl alcohol	25.00	30.30	121.21	
12 1,2-Dichlorobenzen	25.00	25.50	102.02	
13 2-Methylphenol	25.00	25.97	103.88	
14 2,2'-oxybis(1-Chlo	25.00	25.98	103.93	
15 4-Methylphenol	25.00	26.01	104.06	
16 N-Nitroso-di-n-pro	25.00	25.08	100.32	
17 Hexachloroethane	25.00	25.79	103.15	
19 Nitrobenzene	25.00	26.46	105.83	
20 Isophorone	25.00	23.71	94.83	
21 2-Nitrophenol	25.00	25.58	102.33	OK
22 2,4-Dimethylphenol	25.00	26.52	106.08	
23 Bis(2-Chloroethoxy	25.00	25.66	102.64	
24 Benzoic acid	50.00	53.37	106.74	
25 2,4-Dichlorophenol	25.00	26.53	106.12	
26 1,2,4-Trichloroben	25.00	25.61	102.46	
28 Naphthalene	25.00	26.15	104.61	
29 4-Chloroaniline	25.00	26.37	105.48	
30 Hexachlorobutadien	25.00	26.92	107.68	
31 4-Chloro-3-methylp	25.00	26.43	105.72	
32 2-Methylnaphthalen	25.00	25.33	101.34	
33 Hexachlorocyclopen	25.00	25.65	102.61	
34 2,4,6-Trichlorophe	25.00	25.75	102.99	
35 2,4,5-Trichlorophe	25.00	25.92	103.66	
37 2-Chloronaphthalen	25.00	26.09	104.35	
38 2-Nitroaniline	25.00	26.01	104.05	
39 Dimethylphthalate	25.00	25.25	101.02	
40 Acenaphthylene	25.00	24.09	96.36	
41 2,6-Dinitrotoluene	25.00	25.55	102.19	

SPIKE COMPOUND	AMOUNT ADDED ug/mL	AMOUNT RECOVERED ug/mL	% RECOVERED	LIMITS
43 3-Nitroaniline	25.00	29.07	116.28	
44 Acenaphthene	25.00	26.24	104.97	
45 2,4-Dinitrophenol	50.00	60.13	120.27	
46 Dibenzofuran	25.00	24.79	99.15	
47 4-Nitrophenol	25.00	26.49	105.95	
48 2,4-Dinitrotoluene	25.00	24.93	99.70	
49 Fluorene	25.00	26.49	105.97	
50 Diethylphthalate	25.00	24.44	97.76	
51 4-Chlorophenyl-phe	25.00	25.61	102.45	
52 4-Nitroaniline	25.00	26.73	106.93	
53 4,6-Dinitro-2-meth	50.00	55.81	111.63	
54 N-Nitrosodiphenyla	25.00	17.71	70.84	
56 4-Bromophenyl-phen	25.00	25.18	100.72	
57 Hexachlorobenzene	25.00	25.21	100.85	
58 Pentachlorophenol	25.00	25.55	102.21	
60 Phenanthrene	25.00	25.72	102.89	
61 Anthracene	25.00	24.76	99.05	
62 Carbazole	25.00	24.04	96.17	
63 Di-n-butylphthalat	25.00	25.14	100.57	
64 Fluoranthene	25.00	25.42	101.69	
65 Pyrene	25.00	25.57	102.30	
67 Butylbenzylphthala	25.00	25.42	101.67	
68 Benzo(a)anthracene	25.00	25.81	103.23	
70 3,3'-Dichlorobenzi	25.00	26.89	107.58	
71 Chrysene	25.00	25.38	101.53	
72 bis(2-Ethylhexyl)p	25.00	25.40	101.59	
73 Di-n-octylphthalat	25.00	25.18	100.74	
74 Benzo(b)fluorantho	25.00	26.03	104.12	
75 Benzo(k)fluorantho	25.00	25.33	101.31	
76 Benzo(a)pyrene	25.00	25.99	103.95	
78 Indeno(1,2,3-cd)py	25.00	26.34	105.36	
79 Dibenzo(a,h)anthra	25.00	26.93	107.71	
80 Benzo(g,h,i)peryle	25.00	26.18	104.74	
90 N-Nitrosodimethyla	25.00	25.45	101.79	
91 Aniline	25.00	26.29	105.15	
93 Benzidine	25.00	32.41	129.63	
103 Pyridine	25.00	23.38	93.50	
105 1-methylnaphthalen	25.00	26.27	105.07	

OK



/chem3/nt4.1/20090508.b/icv0508.d



SEMIVOLATILE 8270-D CONTINUING CALIBRATION CHECK

Lab Name: ANALYTICAL RESOURCES, INC

Client: ESC

ARI Job No: PB44

Project: JELD-WEN NORD DOOR

Instrument ID: NT4

Cont. Calib. Date: 06/16/09

Init. Calib. Date: 05/08/09

Cont. Calib. Time: 1306

COMPOUND	CalAmt or ARF	CC Amt or RF	MIN RRF	CURVE TYPE	%D or Drift
Phenol	2.384	2.146	0.800	AVRG	-10.0
Bis(2-Chloroethyl) ether	1.776	1.697	0.700	AVRG	-4.4
2-Chlorophenol	1.470	1.500	0.800	AVRG	2.0
1,3-Dichlorobenzene	1.622	1.630	0.010	AVRG	0.5
1,4-Dichlorobenzene	1.624	1.663	0.010	AVRG	2.4
1,2-Dichlorobenzene	1.528	1.636	0.010	AVRG	7.1
Benzyl alcohol	1.134	1.204	0.010	AVRG	6.2
2,2'-oxybis(1-Chloropropane)	2.132	1.722	0.010	AVRG	-19.2
2-Methylphenol	1.542	1.611	0.700	AVRG	4.5
Hexachloroethane	0.707	0.721	0.300	AVRG	2.0
N-Nitroso-di-n-propylamine	1.390	1.238	0.500	AVRG	-10.9
4-Methylphenol	1.606	1.677	0.600	AVRG	4.4
Nitrobenzene	0.568	0.520	0.200	AVRG	-8.4
Isophorone	1.011	0.925	0.400	AVRG	-8.5
2-Nitrophenol	0.227	0.226	0.100	AVRG	-0.4
2,4-Dimethylphenol	0.489	0.474	0.200	AVRG	-3.1
Bis(2-Chloroethoxy)methane	0.572	0.536	0.300	AVRG	-6.3
2,4-Dichlorophenol	0.324	0.341	0.200	AVRG	5.2
1,2,4-Trichlorobenzene	0.368	0.371	0.010	AVRG	0.8
Naphthalene	1.138	1.138	0.700	AVRG	0.0
Benzoic acid	0.364	0.349	0.010	AVRG	-4.1
4-Chloroaniline	0.471	0.494	0.010	AVRG	4.9
Hexachlorobutadiene	0.186	0.196	0.010	AVRG	5.4
4-Chloro-3-methylphenol	0.405	0.410	0.200	AVRG	1.2
2-Methylnaphthalene	0.634	0.660	0.400	AVRG	4.1
Hexachlorocyclopentadiene	0.377	0.351	0.050	AVRG	-6.9
2,4,6-Trichlorophenol	0.422	0.441	0.200	AVRG	4.5
2,4,5-Trichlorophenol	0.446	0.459	0.200	AVRG	2.9
2-Chloronaphthalene	1.267	1.290	0.800	AVRG	1.8
2-Nitroaniline	0.539	0.482	0.010	AVRG	-10.6
Acenaphthylene	2.092	2.038	0.900	AVRG	-2.6
Dimethylphthalate	1.424	1.435	0.010	AVRG	0.8
2,6-Dinitrotoluene	0.327	0.322	0.200	AVRG	-1.5
Acenaphthene	1.272	1.248	0.900	AVRG	-1.9
3-Nitroaniline	0.330	0.391	0.010	AVRG	18.5
2,4-Dinitrophenol	0.185	0.189	0.010	AVRG	2.2
Dibenzofuran	1.782	1.770	0.800	AVRG	-0.7

<- Exceeds QC limit of 20% D

* RF less than minimum RF

7C
SEMIVOLATILE 8270-D CONTINUING CALIBRATION CHECK

Lab Name: ANALYTICAL RESOURCES, INC

Client: ESC

ARI Job No: PB44

Project: JELD-WEN NORD DOOR

Instrument ID: NT4

Cont. Calib. Date: 06/16/09

Init. Calib. Date: 05/08/09

Cont. Calib. Time: 1306

COMPOUND	CalAmt or ARF	CC Amt or RF	MIN RRF	CURVE TYPE	%D or Drift
4-Nitrophenol	0.251	0.292	0.010	AVRG	16.3
2,4-Dinitrotoluene	0.436	0.434	0.200	AVRG	-0.4
Fluorene	1.404	1.497	0.900	AVRG	6.6
4-Chlorophenyl-phenylether	0.664	0.699	0.400	AVRG	5.3
Diethylphthalate	1.481	1.476	0.010	AVRG	-0.3
4-Nitroaniline	0.346	0.366	0.010	AVRG	5.8
4,6-Dinitro-2-methylphenol	0.164	0.167	0.010	AVRG	1.8
N-Nitrosodiphenylamine (1)	0.650	0.620	0.010	AVRG	-4.6
4-Bromophenyl-phenylether	0.231	0.234	0.100	AVRG	1.3
Hexachlorobenzene	0.240	0.238	0.100	AVRG	-0.8
Pentachlorophenol	0.152	0.149	0.050	AVRG	-2.0
Phenanthrene	1.276	1.250	0.700	AVRG	-2.0
Anthracene	1.296	1.294	0.700	AVRG	-0.2
Carbazole	1.096	1.152	0.010	AVRG	5.1
Di-n-butylphthalate	1.416	1.473	0.010	AVRG	4.0
Fluoranthene	1.266	1.332	0.600	AVRG	5.2
Pyrene	1.722	1.610	0.600	AVRG	-6.5
Butylbenzylphthalate	0.801	0.770	0.010	AVRG	-3.9
Benzo (a) anthracene	1.381	1.388	0.800	AVRG	0.5
3,3'-Dichlorobenzidine	0.467	0.540	0.010	AVRG	15.6
Chrysene	1.350	1.310	0.700	AVRG	-3.0
bis(2-Ethylhexyl)phthalate	0.647	0.648	0.010	AVRG	0.2
Di-n-octylphthalate	1.094	1.116	0.010	AVRG	2.0
Benzo (b) fluoranthene	1.397	1.443	0.700	AVRG	3.3
Benzo (k) fluoranthene	1.446	1.624	0.700	AVRG	12.3
Benzo (a) pyrene	1.249	1.302	0.700	AVRG	4.2
Indeno (1,2,3-cd) pyrene	1.569	1.540	0.500	AVRG	-1.8
Dibenzo (a,h) anthracene	1.279	1.330	0.400	AVRG	4.0
Benzo (g,h,i) perylene	1.418	1.284	0.500	AVRG	-9.4
N-Nitrosodimethylamine	1.155		0.010	AVRG	
Aniline	2.733	2.719	0.010	AVRG	-0.5
Benzidine	25.00	15.32	0.010	LINR	-38.7
Pyridine	1.893	0.001	0.010	AVRG	-99.9
1-methylnaphthalene	0.606	0.626	0.010	AVRG	3.3
Azobenzene (1,2-DP-Hydrazine)	1.930	1.764	0.010	AVRG	-8.6
=====	=====	=====	=====	=====	=====

(1) Cannot be separated from Diphenylamine
 <- Exceeds QC limit of 20% D
 * RF less than minimum RF

7C
SEMIVOLATILE 8270-D CONTINUING CALIBRATION CHECK

Lab Name: ANALYTICAL RESOURCES, INC

Client: ESC

ARI Job No: PB44

Project: JELD-WEN NORD DOOR

Instrument ID: NT4

Cont. Calib. Date: 06/16/09

Init. Calib. Date: 05/08/09

Cont. Calib. Time: 1306

COMPOUND	CalAmt or ARF	CC Amt or RF	MIN RRF	CURVE TYPE	%D or Drift
2-Fluorophenol	1.532	1.452	0.010	AVRG	-5.2
Phenol-d5	2.087	2.054	0.010	AVRG	-1.6
2-Chlorophenol-d4	1.289	1.335	0.010	AVRG	3.6
1,2-Dichlorobenzene-d4	0.941	1.005	0.010	AVRG	6.8
Nitrobenzene-d5	0.567	0.503	0.010	AVRG	-11.3
2-Fluorobiphenyl	1.516	1.460	0.010	AVRG	-3.7
2,4,6-Tribromophenol	0.185	0.200	0.010	AVRG	8.1
Terphenyl-d14	1.028	0.986	0.010	AVRG	-4.1

<- Exceeds QC limit of 20% D
* RF less than minimum RF

Analytical Resources, Inc.

CONTINUING CALIBRATION COMPOUNDS

Instrument ID: nt4.i Injection Date: 16-JUN-2009 13:06
 Lab File ID: cc0616.d Init. Cal. Date(s): 08-MAY-2009 08-MAY-2009
 Analysis Type: Init. Cal. Times: 11:56 15:22
 Lab Sample ID: ABN 25 Quant Type: ISTD
 Method: /chem3/nt4.i/20090616.b/SW846.m

COMPOUND	RRF / AMOUNT	RF25	CCAL RRF25	MIN RRF	%D / %DRIFT	MAX %D / %DRIFT	CURVE TYPE
\$ 1 2-Fluorophenol	1.53238	1.45217	1.45217	0.010	-5.23414	20.00000	Averaged
\$ 2 Phenol-d5	2.08666	2.05424	2.05424	0.010	-1.55330	20.00000	Averaged
3 Phenol	2.38379	2.14612	2.14612	0.800	-9.97037	20.00000	Averaged
\$ 5 2-Chlorophenol-d4	1.28873	1.33465	1.33465	0.010	3.56388	20.00000	Averaged
4 Bis(2-Chloroethyl)ether	1.77575	1.69682	1.69682	0.700	-4.44487	20.00000	Averaged
6 2-Chlorophenol	1.47057	1.50027	1.50027	0.800	2.02000	20.00000	Averaged
7 1,3-Dichlorobenzene	1.62149	1.62973	1.62973	0.010	0.50779	20.00000	Averaged
9 1,4-Dichlorobenzene	1.62435	1.66339	1.66339	0.010	2.40316	20.00000	Averaged
\$ 10 1,2-Dichlorobenzene-d4	0.94088	1.00529	1.00529	0.010	6.84591	20.00000	Averaged
12 1,2-Dichlorobenzene	1.52750	1.63570	1.63570	0.010	7.08366	20.00000	Averaged
11 Benzyl alcohol	1.13375	1.20369	1.20369	0.010	6.16881	20.00000	Averaged
14 2,2'-oxybis(1-Chloropropane	2.13158	1.72182	1.72182	0.010	-19.22333	20.00000	Averaged
13 2-Methylphenol	1.54239	1.61105	1.61105	0.700	4.45182	20.00000	Averaged
17 Hexachloroethane	0.70705	0.72116	0.72116	0.300	1.99557	20.00000	Averaged
16 N-Nitroso-di-n-propylamine	1.39082	1.23765	1.23765	0.500	-11.01280	20.00000	Averaged
15 4-Methylphenol	1.60638	1.67722	1.67722	0.600	4.41007	20.00000	Averaged
\$ 18 Nitrobenzene-d5	0.56753	0.50339	0.50339	0.010	-11.30146	20.00000	Averaged
19 Nitrobenzene	0.56815	0.52056	0.52056	0.200	-8.37653	20.00000	Averaged
20 Isophorone	1.01084	0.92501	0.92501	0.400	-8.49138	20.00000	Averaged
21 2-Nitrophenol	0.22752	0.22611	0.22611	0.100	-0.61923	20.00000	Averaged
22 2,4-Dimethylphenol	0.48930	0.47372	0.47372	0.200	-3.18540	20.00000	Averaged
23 Bis(2-Chloroethoxy)methane	0.57189	0.53618	0.53618	0.300	-6.24397	20.00000	Averaged
24 Benzoic acid	0.36369	0.34938	0.34938	0.010	-3.93425	20.00000	Averaged
25 2,4-Dichlorophenol	0.32416	0.34145	0.34145	0.200	5.33308	20.00000	Averaged
26 1,2,4-Trichlorobenzene	0.36866	0.37075	0.37075	0.010	0.56746	20.00000	Averaged
28 Naphthalene	1.13823	1.13807	1.13807	0.700	-0.01420	20.00000	Averaged
29 4-Chloroaniline	0.47085	0.49409	0.49409	0.010	4.93515	20.00000	Averaged
30 Hexachlorobutadiene	0.18649	0.19562	0.19562	0.010	4.89676	20.00000	Averaged
31 4-Chloro-3-methylphenol	0.40534	0.40999	0.40999	0.200	1.14555	20.00000	Averaged
32 2-Methylnaphthalene	0.63380	0.66003	0.66003	0.400	4.13960	20.00000	Averaged
33 Hexachlorocyclopentadiene	0.37695	0.35062	0.35062	0.050	-6.98448	20.00000	Averaged
34 2,4,6-Trichlorophenol	0.42215	0.44098	0.44098	0.200	4.46044	20.00000	Averaged
35 2,4,5-Trichlorophenol	0.44610	0.45879	0.45879	0.200	2.84557	20.00000	Averaged
\$ 36 2-Fluorobiphenyl	1.51598	1.45988	1.45988	0.010	-3.70086	20.00000	Averaged
37 2-Chloronaphthalene	1.26736	1.29059	1.29059	0.800	1.83281	20.00000	Averaged

Analytical Resources, Inc.

CONTINUING CALIBRATION COMPOUNDS

Instrument ID: nt4.i Injection Date: 16-JUN-2009 13:06
 Lab File ID: cc0616.d Init. Cal. Date(s): 08-MAY-2009 08-MAY-2009
 Analysis Type: Init. Cal. Times: 11:56 15:22
 Lab Sample ID: ABN 25 Quant Type: ISTD
 Method: /chem3/nt4.i/20090616.b/SW846.m

COMPOUND	RRF / AMOUNT	RF25	CCAL RRF25	MIN RRF	%D / %DRIFT	MAX %D / %DRIFT	CURVE TYPE
38 2-Nitroaniline	0.53868	0.48220	0.48220	0.010	-10.48536	20.00000	Averaged
39 Dimethylphthalate	1.42435	1.43544	1.43544	0.010	0.77876	20.00000	Averaged
40 Acenaphthylene	2.09236	2.03823	2.03823	0.900	-2.58714	20.00000	Averaged
41 2,6-Dinitrotoluene	0.32712	0.32169	0.32169	0.200	-1.66041	20.00000	Averaged
43 3-Nitroaniline	0.32995	0.39141	0.39141	0.010	18.62684	20.00000	Averaged
44 Acenaphthene	1.27209	1.24781	1.24781	0.900	-1.90906	20.00000	Averaged
45 2,4-Dinitrophenol	0.18493	0.18879	0.18879	0.010	2.08985	20.00000	Averaged
46 Dibenzofuran	1.78179	1.77057	1.77057	0.800	-0.62978	20.00000	Averaged
47 4-Nitrophenol	0.25135	0.29179	0.29179	0.010	16.08901	20.00000	Averaged
48 2,4-Dinitrotoluene	0.43622	0.43409	0.43409	0.200	-0.48822	20.00000	Averaged
50 Diethylphthalate	1.48112	1.47553	1.47553	0.010	-0.37745	20.00000	Averaged
49 Fluorene	1.40380	1.49705	1.49705	0.900	6.64260	20.00000	Averaged
51 4-Chlorophenyl-phenylether	0.66426	0.69943	0.69943	0.400	5.29506	20.00000	Averaged
52 4-Nitroaniline	0.34571	0.36613	0.36613	0.010	5.90441	20.00000	Averaged
53 4,6-Dinitro-2-methylphenol	0.16436	0.16687	0.16687	0.010	1.52746	20.00000	Averaged
54 N-Nitrosodiphenylamine	0.64955	0.61977	0.61977	0.010	-4.58529	20.00000	Averaged
\$ 55 2,4,6-Tribromophenol	0.18477	0.19989	0.19989	0.010	8.18478	20.00000	Averaged
56 4-Bromophenyl-phenylether	0.23101	0.23380	0.23380	0.100	1.20725	20.00000	Averaged
57 Hexachlorobenzene	0.23985	0.23815	0.23815	0.100	-0.70834	20.00000	Averaged
58 Pentachlorophenol	0.15255	0.14893	0.14893	0.050	-2.37143	20.00000	Averaged
60 Phenanthrene	1.27642	1.24993	1.24993	0.700	-2.07499	20.00000	Averaged
61 Anthracene	1.29568	1.29427	1.29427	0.700	-0.10878	20.00000	Averaged
62 Carbazole	1.09642	1.15168	1.15168	0.010	5.04017	20.00000	Averaged
63 Di-n-butylphthalate	1.41590	1.47304	1.47304	0.010	4.03546	20.00000	Averaged
64 Fluoranthene	1.26573	1.33192	1.33192	0.600	5.22989	20.00000	Averaged
65 Pyrene	1.72192	1.61051	1.61051	0.600	-6.47004	20.00000	Averaged
\$ 66 Terphenyl-d14	1.02764	0.98632	0.98632	0.010	-4.02080	20.00000	Averaged
67 Butylbenzylphthalate	0.80097	0.77034	0.77034	0.010	-3.82472	20.00000	Averaged
68 Benzo(a)anthracene	1.38056	1.38779	1.38779	0.800	0.52377	20.00000	Averaged
70 3,3'-Dichlorobenzidine	0.46709	0.54025	0.54025	0.010	15.66397	20.00000	Averaged
71 Chrysene	1.35006	1.31021	1.31021	0.700	-2.95200	20.00000	Averaged
72 bis(2-Ethylhexyl)phthalate	0.64684	0.64759	0.64759	0.010	0.11588	20.00000	Averaged
73 Di-n-octylphthalate	1.09406	1.11648	1.11648	0.010	2.04942	20.00000	Averaged
74 Benzo(b)fluoranthene	1.39750	1.44294	1.44294	0.700	3.25145	20.00000	Averaged
75 Benzo(k)fluoranthene	1.44619	1.62397	1.62397	0.700	12.29333	20.00000	Averaged

Analytical Resources, Inc.

CONTINUING CALIBRATION COMPOUNDS

Instrument ID: nt4.i Injection Date: 16-JUN-2009 13:06
 Lab File ID: cc0616.d Init. Cal. Date(s): 08-MAY-2009 08-MAY-2009
 Analysis Type: Init. Cal. Times: 11:56 15:22
 Lab Sample ID: ABN 25 Quant Type: ISTD
 Method: /chem3/nt4.i/20090616.b/SW846.m

COMPOUND	RRF / AMOUNT	RF25	CCAL RRF25	MIN RRF	%D / %DRIFT	MAX %D / %DRIFT	CURVE TYPE
76 Benzo(a)pyrene	1.24916	1.30153	1.30153	0.700	4.19240	20.00000	Averaged
78 Indeno(1,2,3-cd)pyrene	1.56865	1.53971	1.53971	0.500	-1.84465	20.00000	Averaged
79 Dibenzo(a,h)anthracene	1.27891	1.33057	1.33057	0.400	4.03947	20.00000	Averaged
80 Benzo(g,h,i)perylene	1.41752	1.28391	1.28391	0.500	-9.42599	20.00000	Averaged
90 N-Nitrosodimethylamine	1.15554	0.00057	0.00057	0.010	-100	20.00000	Averaged <-
103 Pyridine	1.89344	0.00131	0.00131	0.010	-100	20.00000	Averaged <-
91 Aniline	2.73287	2.71942	2.71942	0.010	-0.49217	20.00000	Averaged
105 1-methylnaphthalene	0.60573	0.62570	0.62570	0.010	3.29711	20.00000	Averaged
93 Benzidine	15.31870	25.00000	0.40058	0.010	-38.72519	20.00000	Linear <-
111 Azobenzene (1,2-DP-Hydrazin	1.93002	1.76390	1.76390	0.010	-8.60715	20.00000	Averaged
143 1,4-Dioxane	0.70992	0.00069	0.00069	0.010	-100	20.00000	Averaged <-
137 d8-1,4-Dioxane	0.66031	0.00024	0.00024	0.010	-100	20.00000	Averaged <-
144 alpha-Terpineol	0.31062	0.28452	0.28452	0.010	-8.40242	20.00000	Averaged
98 Retene	0.52915	0.50591	0.50591	0.010	-4.39169	20.00000	Averaged
133 Butylatedhydroxytoluene	1.02472	1.05387	1.05387	0.010	2.84410	20.00000	Averaged
115 Tributyl Phosphate	1.23524	1.17766	1.17766	0.010	-4.66147	20.00000	Averaged
116 Dibutyl Phenyl Phosphate	0.67013	0.72870	0.72870	0.010	8.73981	20.00000	Averaged
117 Butyl Diphenyl Phosphate	0.39412	0.35968	0.35968	0.010	-8.73891	20.00000	Averaged
118 Triphenyl Phosphate	0.24720	0.24079	0.24079	0.010	-2.59084	20.00000	Averaged
123 Acetophenone	0.63581	0.58705	0.58705	0.010	-7.66870	20.00000	Averaged
179 n-Decane	1.78918	1.47858	1.47858	0.010	-17.35966	20.00000	Averaged
180 n-Octadecane	0.65769	0.49998	0.49998	0.010	-23.97954	20.00000	Averaged <-
168 Pentachlorobenzene	0.47478	0.47790	0.47790	0.010	0.65693	20.00000	Averaged
113 Diphenyl Oxide	0.87758	0.85231	0.85231	0.010	-2.87918	20.00000	Averaged
112 Biphenyl	1.73631	1.76538	1.76538	0.010	1.67416	20.00000	Averaged

Analytical Resources, Inc.

Semivolatiles Report SW846 Method 8270D

Data file : /chem3/nt4.i/20090616.b/cc0616.d
 Lab Smp Id: ABN 25
 Inj Date : 16-JUN-2009 13:06
 Operator : LJR/VTS
 Smp Info : ABN 25
 Misc Info :
 Comment : 1ul Injection
 Method : /chem3/nt4.i/20090616.b/SW846.m
 Meth Date : 17-Jun-2009 10:07 jeff
 Cal Date : 08-MAY-2009 15:22
 Als bottle: 1
 Dil Factor: 1.00000
 Integrator: HP RTE
 Target Version: 3.50

Inst ID: nt4.i
 Quant Type: ISTD
 Cal File: c800508.d
 Continuing Calibration Sample
 Compound Sublist: ICAL.sub

LJR
 6/17/09

Compounds	QUANT SIG	MASS	RT	EXP RT	REL RT	RESPONSE	AMOUNTS	
							CAL-AMT (ug/mL)	ON-COL (ug/mL)
\$ 1 2-Fluorophenol	112	5.475	5.475 (0.705)	400168	25.0000	23.69		
\$ 2 Phenol-d5	99	7.091	7.091 (0.914)	566078	25.0000	24.61		
3 Phenol	94	7.114	7.114 (0.917)	591396	25.0000	22.51		
\$ 5 2-Chlorophenol-d4	132	7.167	7.167 (0.924)	367784	25.0000	25.89		
4 Bis(2-Chloroethyl)ether	93	7.155	7.155 (0.922)	467585	25.0000	23.89		
6 2-Chlorophenol	128	7.191	7.191 (0.927)	413423	25.0000	25.51		
7 1,3-Dichlorobenzene	146	7.396	7.396 (0.953)	449096	25.0000	25.13 (H)		
* 8 1,4-Dichlorobenzene-d4	152	7.461	7.461 (1.000)	220452	20.0000	(H)		
9 1,4-Dichlorobenzene	146	7.484	7.484 (0.964)	458371	25.0000	25.60 (H)		
\$ 10 1,2-Dichlorobenzene-d4	152	7.761	7.761 (1.000)	277023	25.0000	26.71		
12 1,2-Dichlorobenzene	146	7.778	7.778 (1.002)	450742	25.0000	26.77		
11 Benzyl alcohol	108	7.778	7.778 (1.002)	331694	25.0000	26.54 (H)		
14 2,2'-oxybis(1-Chloropropane)	45	8.031	8.031 (1.035)	474473	25.0000	20.19		
13 2-Methylphenol	108	8.037	8.037 (1.036)	443950	25.0000	26.11 (H)		
17 Hexachloroethane	117	8.266	8.266 (1.065)	198726	25.0000	25.50		
16 N-Nitroso-di-n-propylamine	70	8.254	8.254 (1.064)	341054	25.0000	22.25		
15 4-Methylphenol	108	8.272	8.272 (1.066)	462183	25.0000	26.10		
\$ 18 Nitrobenzene-d5	82	8.401	8.401 (0.876)	506703	25.0000	22.17		
19 Nitrobenzene	77	8.430	8.430 (0.879)	523977	25.0000	22.91		
20 Isophorone	82	8.824	8.824 (0.920)	931089	25.0000	22.88		
21 2-Nitrophenol	139	8.947	8.947 (0.933)	227595	25.0000	24.85		
22 2,4-Dimethylphenol	107	9.100	9.100 (0.949)	476830	25.0000	24.20		
23 Bis(2-Chloroethoxy)methane	93	9.235	9.235 (0.963)	539709	25.0000	23.44		
24 Benzoic acid	105	9.435	9.435 (0.984)	703350	50.0000	48.03		
25 2,4-Dichlorophenol	162	9.347	9.347 (0.975)	343691	25.0000	26.33		
26 1,2,4-Trichlorobenzene	180	9.459	9.459 (0.987)	373187	25.0000	25.14		
* 27 Naphthalene-d8	136	9.506	9.506 (1.000)	805258	20.0000	(H)		

Compounds	QUANT SIG				AMOUNTS		
	MASS	RT	EXP RT	REL RT	RESPONSE	CAL-AMT (ug/mL)	ON-COL (ug/mL)
28 Naphthalene	128	9.535	9.535	(0.994)	1145548	25.0000	25.00
29 4-Chloroaniline	127	9.700	9.700	(1.012)	497339	25.0000	26.23
30 Hexachlorobutadiene	225	9.864	9.864	(1.029)	196904	25.0000	26.22
31 4-Chloro-3-methylphenol	107	10.540	10.540	(1.099)	412681	25.0000	25.29
32 2-Methylnaphthalene	141	10.657	10.657	(1.112)	664372	25.0000	26.03
33 Hexachlorocyclopentadiene	237	11.039	11.039	(0.894)	205363	25.0000	23.25
34 2,4,6-Trichlorophenol	196	11.186	11.186	(0.906)	258288	25.0000	26.12
35 2,4,5-Trichlorophenol	196	11.245	11.245	(0.911)	268721	25.0000	25.71
\$ 36 2-Fluorobiphenyl	172	11.309	11.309	(0.916)	855069	25.0000	24.07
37 2-Chloronaphthalene	162	11.427	11.427	(0.926)	755914	25.0000	25.46
38 2-Nitroaniline	65	11.674	11.674	(0.946)	282431	25.0000	22.38
39 Dimethylphthalate	163	12.067	12.067	(0.978)	840755	25.0000	25.19
40 Acenaphthylene	152	12.097	12.097	(0.980)	1193815	25.0000	24.35
41 2,6-Dinitrotoluene	165	12.150	12.150	(0.984)	188417	25.0000	24.58
* 42 Acenaphthene-d10	164	12.344	12.344	(1.000)	468570	20.0000	
43 3-Nitroaniline	138	12.349	12.349	(1.000)	229256	25.0000	29.66
44 Acenaphthene	153	12.396	12.396	(1.004)	730857	25.0000	24.52
45 2,4-Dinitrophenol	184	12.520	12.520	(1.014)	221153	50.0000	51.04
46 Dibenzofuran	168	12.661	12.661	(1.026)	1037046	25.0000	24.84
47 4-Nitrophenol	109	12.714	12.714	(1.030)	170907	25.0000	29.02
48 2,4-Dinitrotoluene	165	12.767	12.767	(1.034)	254250	25.0000	24.88
50 Diethylphthalate	149	13.213	13.213	(1.070)	864239	25.0000	24.91
49 Fluorene	166	13.207	13.207	(1.070)	876842	25.0000	26.66
51 4-Chlorophenyl-phenylether	204	13.248	13.248	(1.073)	409665	25.0000	26.32
52 4-Nitroaniline	138	13.348	13.348	(1.081)	214445	25.0000	26.48
53 4,6-Dinitro-2-methylphenol	198	13.425	13.425	(0.914)	323740	50.0000	50.76
54 N-Nitrosodiphenylamine	169	13.466	13.466	(0.916)	601204	25.0000	23.85
\$ 55 2,4,6-Tribromophenol	330	13.636	13.636	(1.105)	117078	25.0000	27.05
56 4-Bromophenyl-phenylether	248	14.024	14.024	(0.954)	226794	25.0000	25.30
57 Hexachlorobenzene	284	14.230	14.230	(0.968)	231019	25.0000	24.82
58 Pentachlorophenol	266	14.535	14.535	(0.989)	144474	25.0000	24.41
* 59 Phenanthrene-d10	188	14.694	14.694	(1.000)	776038	20.0000	
60 Phenanthrene	178	14.735	14.735	(1.003)	1212493	25.0000	24.48
61 Anthracene	178	14.805	14.805	(1.008)	1255503	25.0000	24.97
62 Carbazole	167	15.105	15.105	(1.028)	1117187	25.0000	26.26
63 Di-n-butylphthalate	149	15.845	15.845	(1.078)	1428915	25.0000	26.01
64 Fluoranthene	202	16.650	16.650	(1.133)	1292028	25.0000	26.31
65 Pyrene	202	16.997	16.997	(0.896)	1293942	25.0000	23.38
\$ 66 Terphenyl-d14	244	17.338	17.338	(0.914)	792441	25.0000	23.99
67 Butylbenzylphthalate	149	18.242	18.242	(0.961)	618917	25.0000	24.04
68 Benzo(a)anthracene	228	18.948	18.948	(0.998)	1115001	25.0000	25.13
* 69 Chrysene-d12	240	18.977	18.977	(1.000)	642748	20.0000	
70 3,3'-Dichlorobenzidine	252	18.977	18.977	(1.000)	434056	25.0000	28.92
71 Chrysene	228	19.018	19.018	(1.002)	1052669	25.0000	24.26
72 bis(2-Ethylhexyl)phthalate	149	19.247	19.247	(0.954)	829728	25.0000	25.03
* 134 Di-n-octylphthalate-d4	153	20.181	20.181	(1.000)	1025012	20.0000	
73 Di-n-octylphthalate	149	20.187	20.187	(1.000)	1430512	25.0000	25.51

Compounds	QUANT SIG		AMOUNTS					
	MASS	RT	EXP RT	REL RT	RESPONSE	CAL-AMT (ug/mL)	ON-COL (ug/mL)	
74 Benzo(b)fluoranthene	252	20.593	20.593	(0.976)	1033662	25.0000	25.81	
75 Benzo(k)fluoranthene	252	20.628	20.628	(0.977)	1163344	25.0000	28.07	
76 Benzo(a)pyrene	252	21.027	21.027	(0.996)	932364	25.0000	26.05	
* 77 Perylene-d12	264	21.110	21.110	(1.000)	573086	20.0000		
78 Indeno(1,2,3-cd)pyrene	276	22.467	22.467	(1.064)	1102983	25.0000	24.54	
79 Dibenzo(a,h)anthracene	278	22.496	22.496	(1.066)	953164	25.0000	26.01	
80 Benzo(g,h,i)perylene	276	22.802	22.802	(1.080)	919737	25.0000	22.64	
90 N-Nitrosodimethylamine	74	Compound Not Detected.						
103 Pyridine	79	Compound Not Detected.						
91 Aniline	93	7.020	7.020	(0.905)	749376	25.0000	24.88 (H)	
105 1-methylnaphthalene	141	10.822	10.822	(1.129)	629809	25.0000	25.82	
93 Benzidine	184	16.921	16.921	(0.892)	321840	25.0000	15.32	
111 Azobenzene (1,2-DP-Hydrazine)	77	13.501	13.501	(1.094)	1033140	25.0000	22.85	
143 1,4-Dioxane	88	Compound Not Detected.						
\$ 137 d8-1,4-Dioxane	96	Compound Not Detected.						
144 alpha-Terpineol	59	9.588	9.588	(1.000)	286393	25.0000	22.90	
98 Retene	219	17.573	17.573	(0.926)	406464	25.0000	23.90	
133 Butylatedhydroxytoluene	205	12.555	12.555	(1.017)	617264	25.0000	25.71	
115 Tributyl Phosphate	99	13.607	13.607	(0.926)	1142388	25.0000	23.83	
116 Dibutyl Phenyl Phosphate	175	15.299	15.299	(1.041)	706872	25.0000	27.18	
117 Butyl Diphenyl Phosphate	94	16.962	16.962	(0.894)	288976	25.0000	22.82	
118 Triphenyl Phosphate	326	18.548	18.548	(0.977)	193461	25.0000	24.35	
123 Acetophenone	105	8.178	8.178	(0.853)	590910	25.0000	23.08	
179 n-Decane	57	7.332	7.332	(0.945)	407445	25.0000	20.66	
180 n-Octadecane	57	14.688	14.688	(1.000)	485001	25.0000	19.01	
168 Pentachlorobenzene	250	12.702	12.702	(1.029)	279912	25.0000	25.16	
113 Diphenyl Oxide	170	11.633	11.633	(0.942)	499210	25.0000	24.28	
112 Biphenyl	154	11.439	11.439	(0.927)	1034005	25.0000	25.42	

QC Flag Legend

H - Operator selected an alternate compound hit.

Analytical Resources, Inc.

INTERNAL STANDARD COMPOUNDS
 AREA AND RT SUMMARY

Instrument ID: nt4.i
 Lab File ID: cc0616.d
 Lab Smp Id: ABN 25
 Analysis Type: SV
 Quant Type: ISTD
 Operator: LJR/VTS
 Method File: /chem3/nt4.i/20090616.b/SW846.m
 Misc Info:

Calibration Date: 16-JUN-2009
 Calibration Time: 13:06

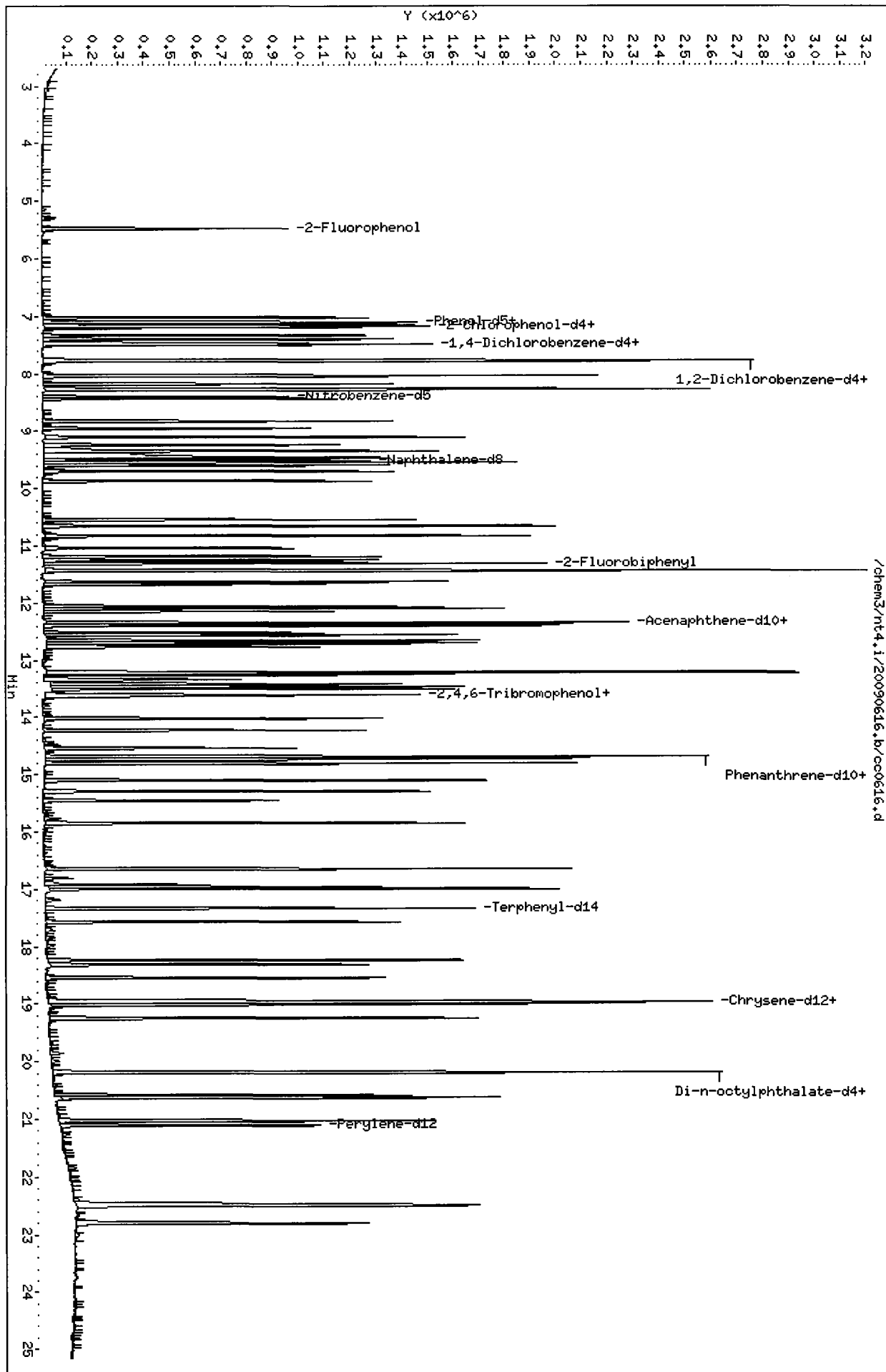
Level:
 Sample Type:

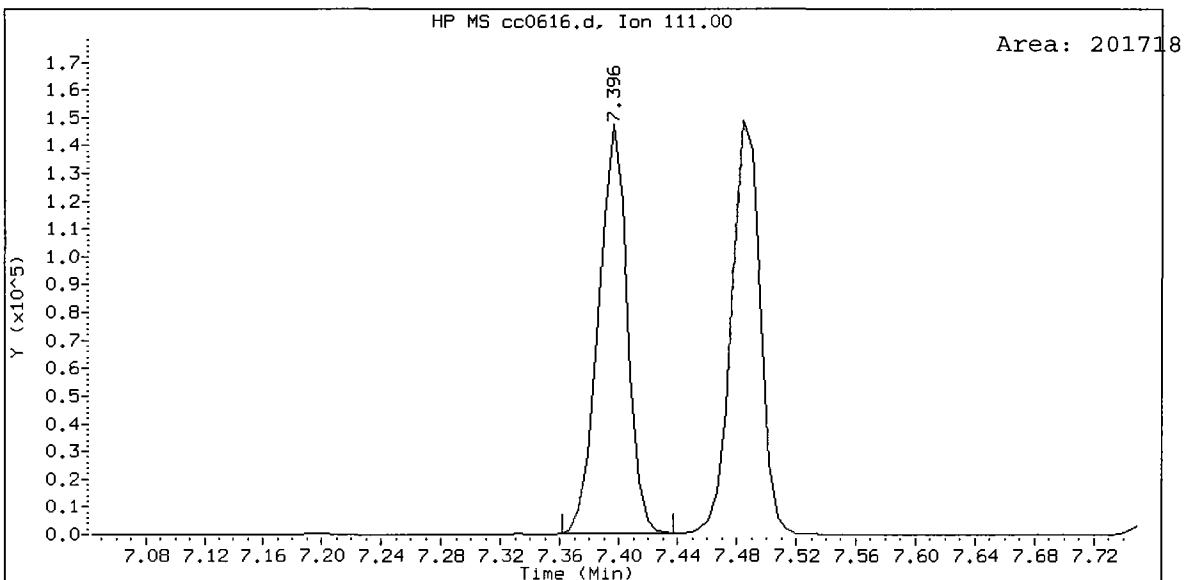
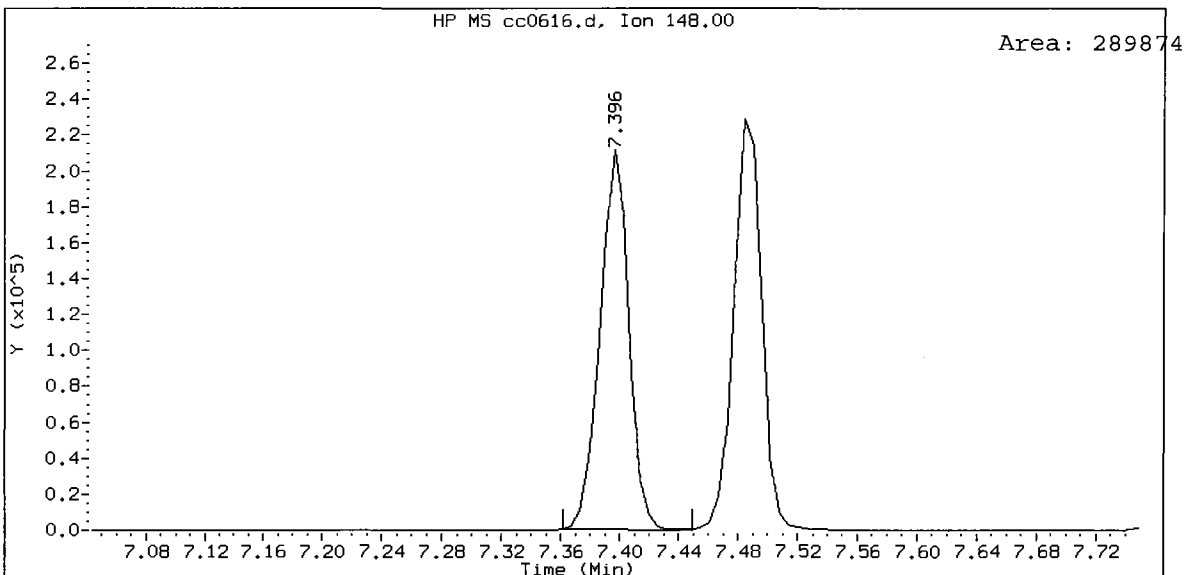
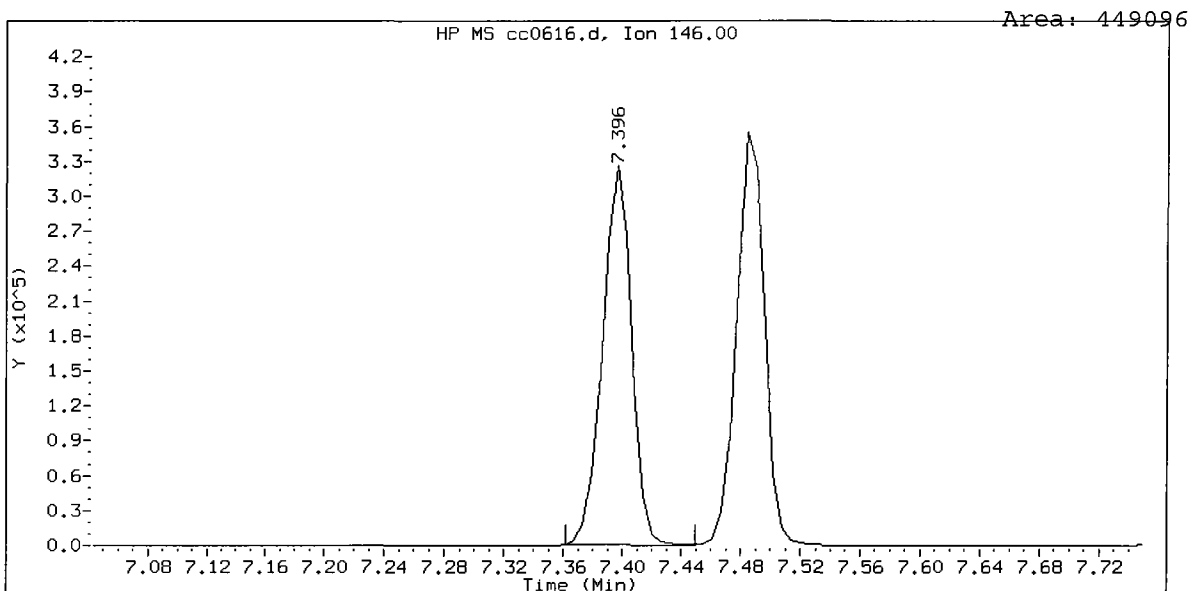
Test Mode:
 Use Initial Calibration Level 4.

COMPOUND	STANDARD	AREA LIMIT		SAMPLE	%DIFF
		LOWER	UPPER		
8 1,4-Dichlorobenze	180629	90314	361258	220452	22.05
27 Naphthalene-d8	633172	316586	1266344	805258	27.18
42 Acenaphthene-d10	336916	168458	673832	468570	39.08
59 Phenanthrene-d10	514258	257129	1028516	776038	50.90
69 Chrysene-d12	376875	188438	753750	642748	70.55
134 Di-n-octylphthala	640574	320287	1281148	1025012	60.01
77 Perylene-d12	383864	191932	767728	573086	49.29

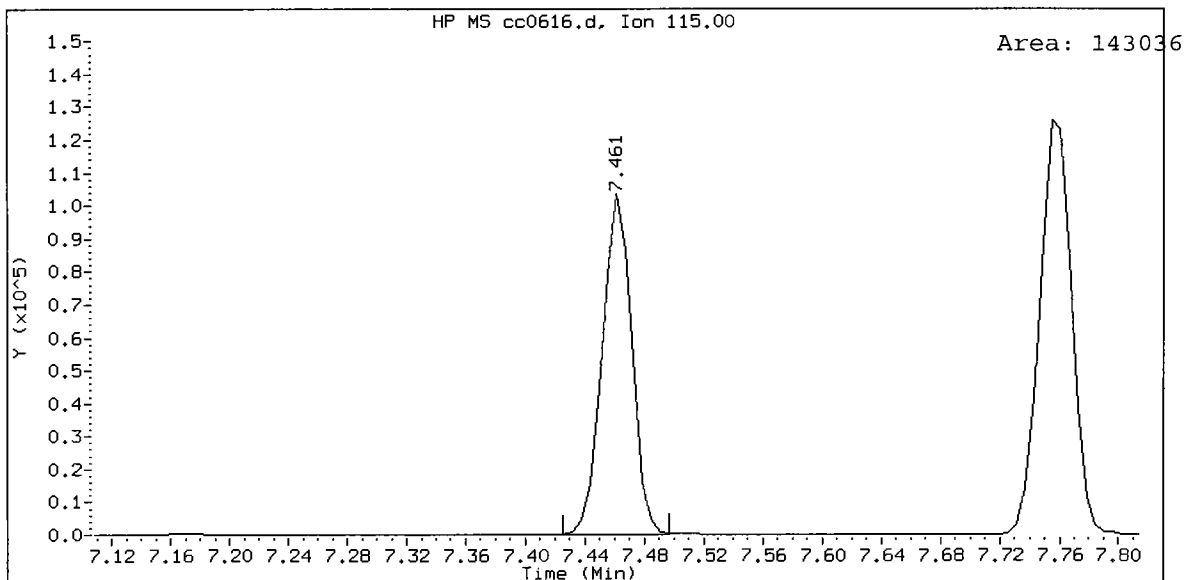
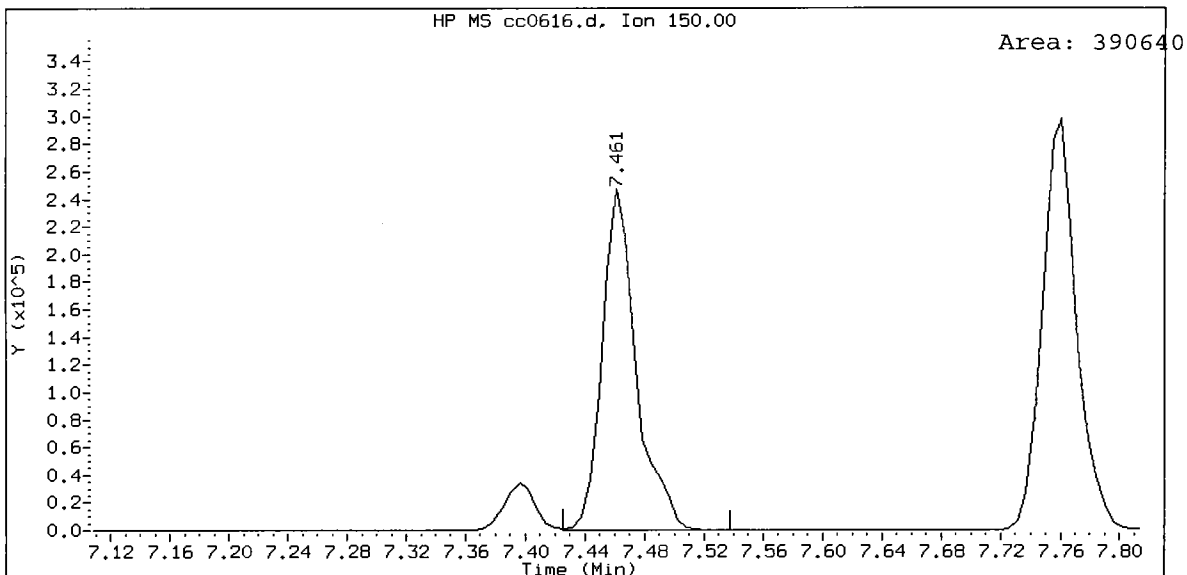
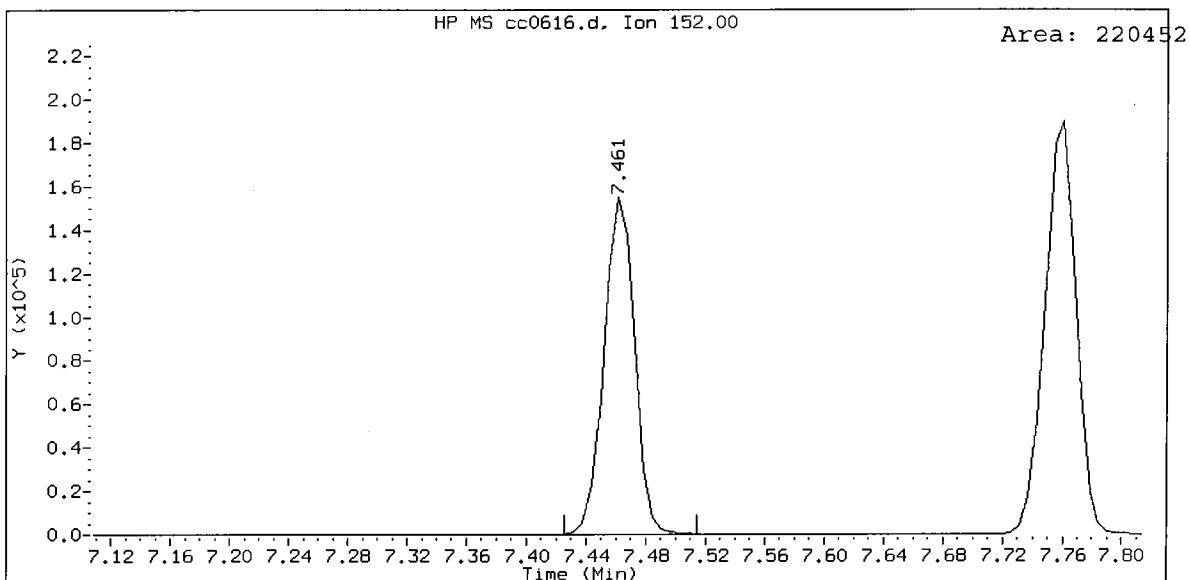
COMPOUND	STANDARD	RT LIMIT		SAMPLE	%DIFF
		LOWER	UPPER		
8 1,4-Dichlorobenze	7.46	6.96	7.96	7.46	0.00
27 Naphthalene-d8	9.51	9.01	10.01	9.51	0.00
42 Acenaphthene-d10	12.34	11.84	12.84	12.34	0.00
59 Phenanthrene-d10	14.69	14.19	15.19	14.69	0.00
69 Chrysene-d12	18.98	18.48	19.48	18.98	0.00
134 Di-n-octylphthala	20.18	19.68	20.68	20.18	0.00
77 Perylene-d12	21.11	20.61	21.61	21.11	0.00

AREA UPPER LIMIT = +100% of internal standard area.
 AREA LOWER LIMIT = - 50% of internal standard area.
 RT UPPER LIMIT = + 0.50 minutes of internal standard RT.
 RT LOWER LIMIT = - 0.50 minutes of internal standard RT.

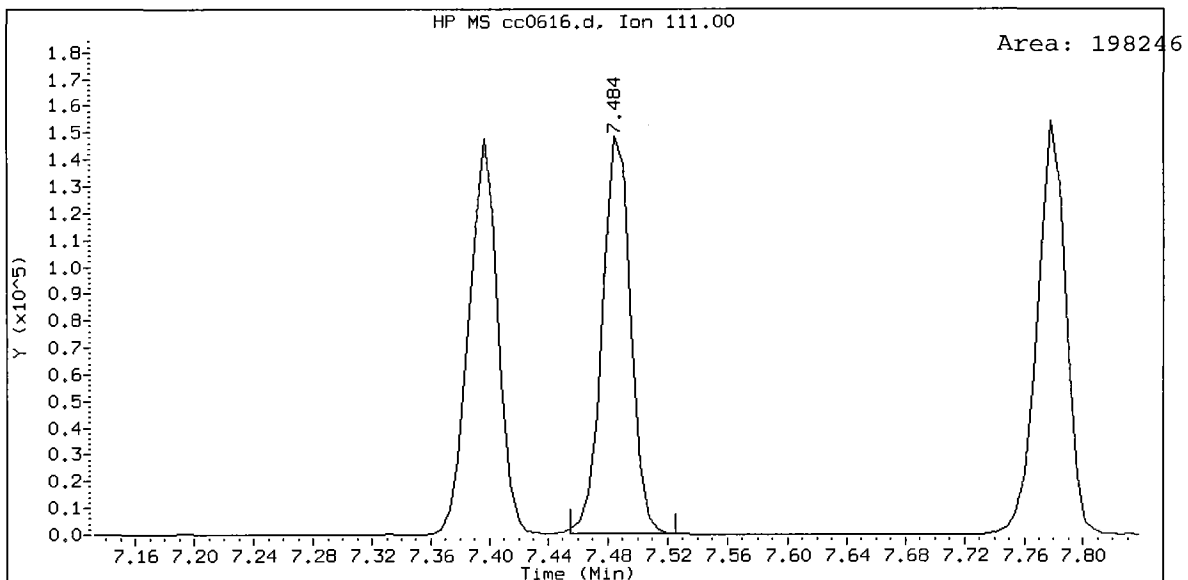
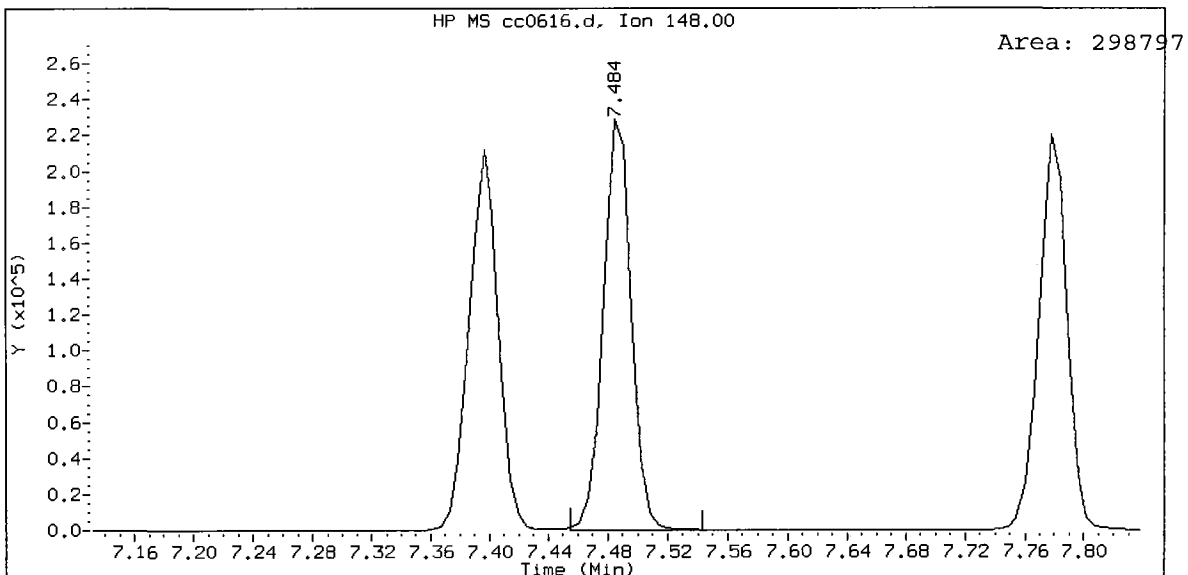
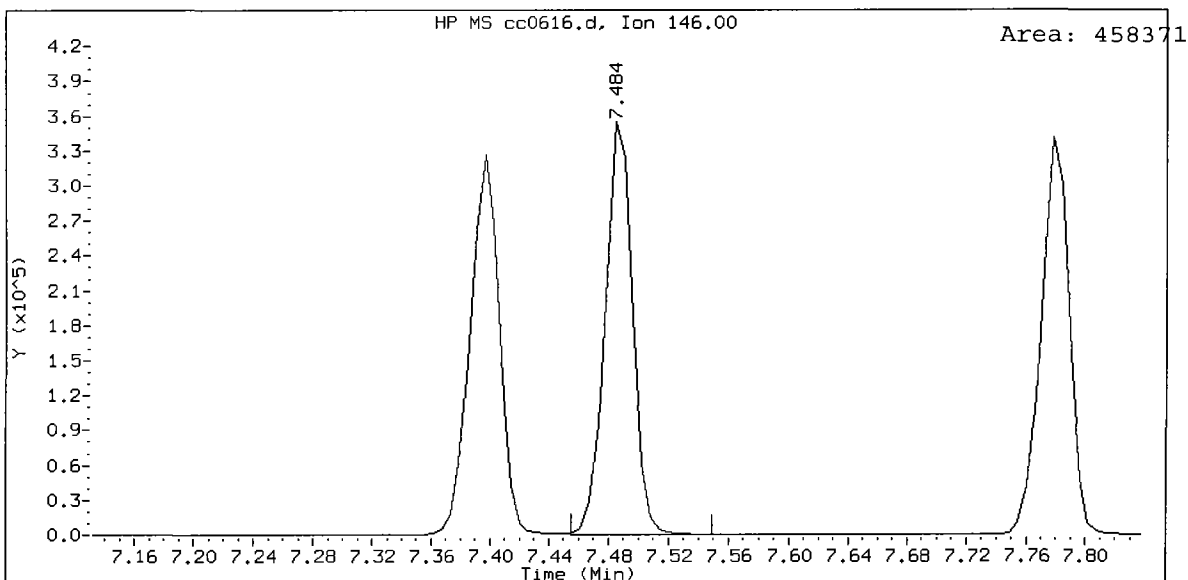




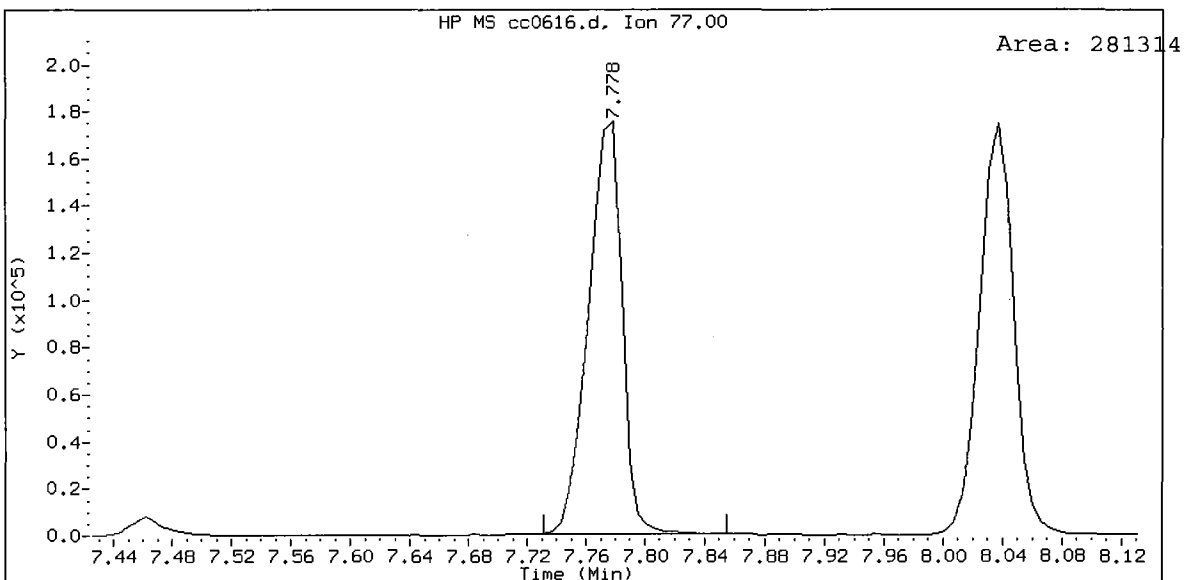
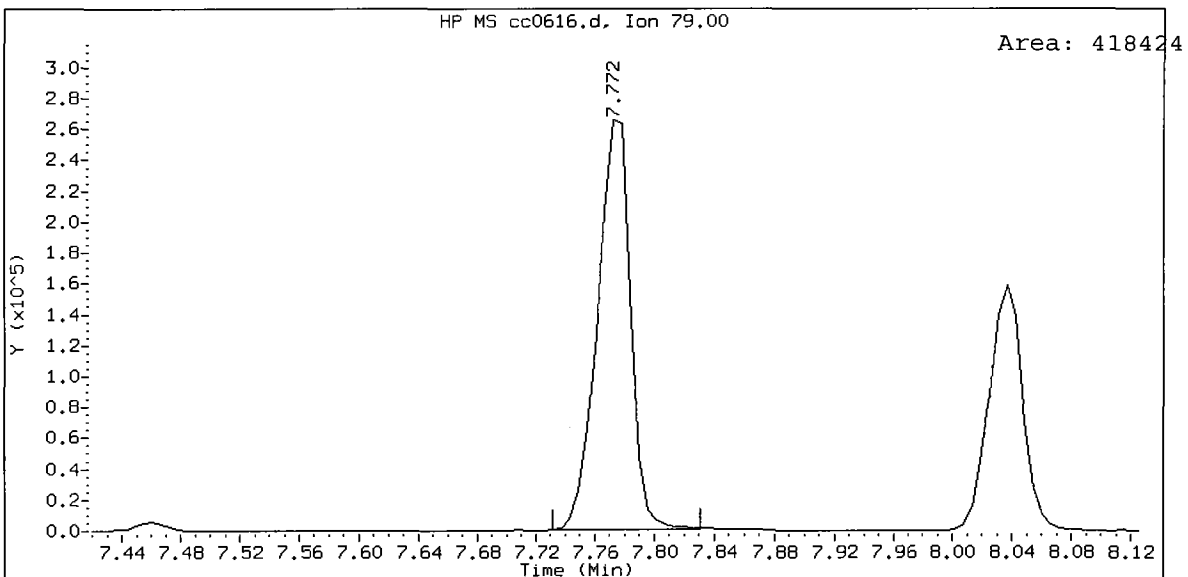
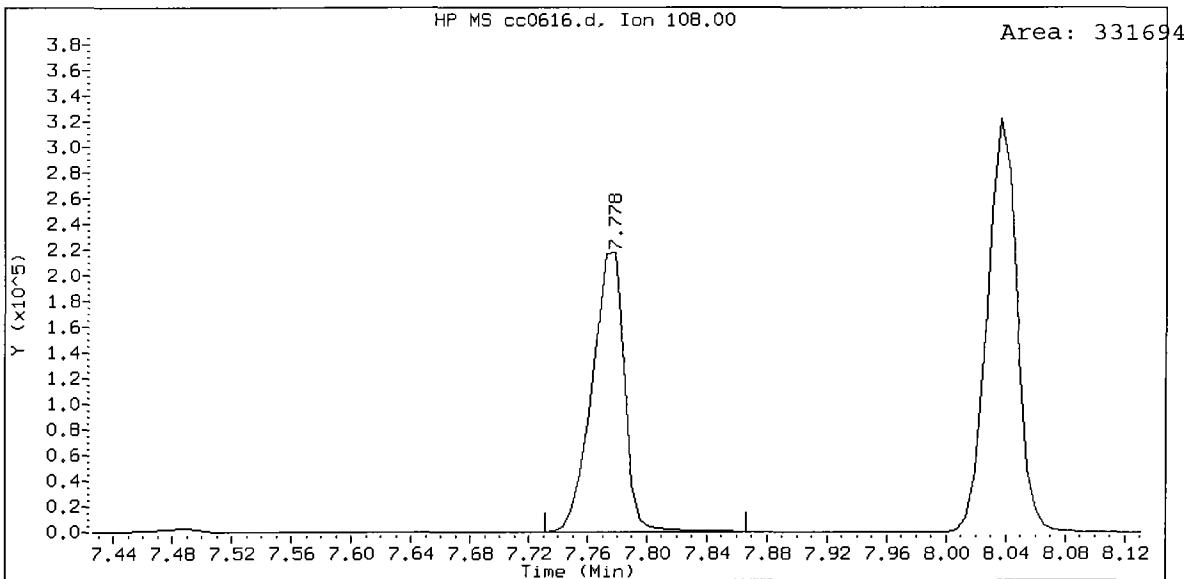
ABN 25, /chem3/nt4.i/20090616.b/cc0616.d
1,4-Dichlorobenzene-d4 Amount: 20.00



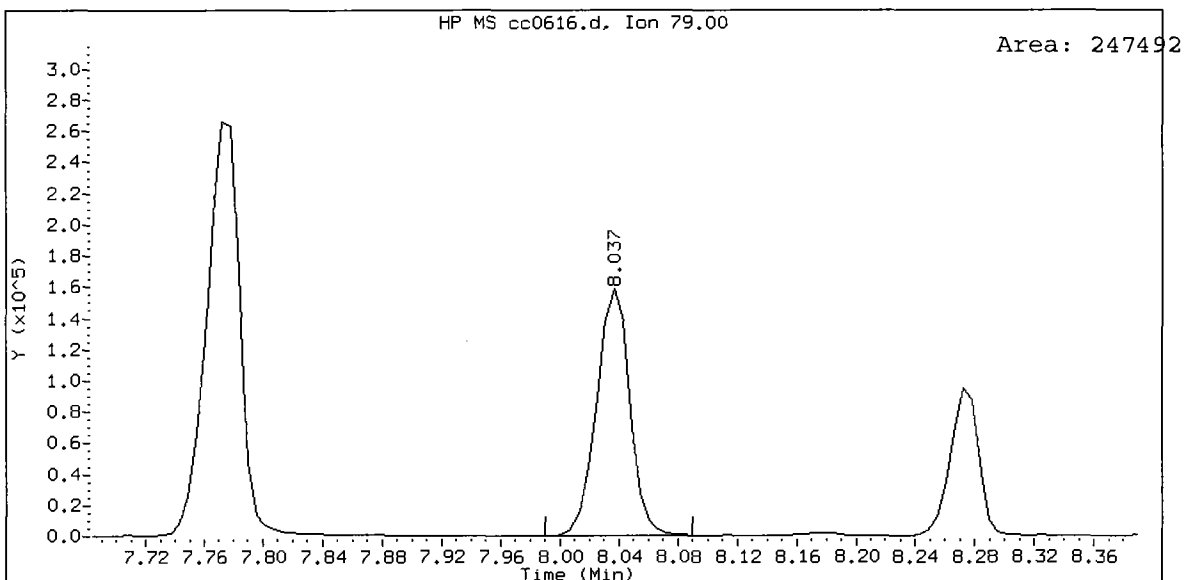
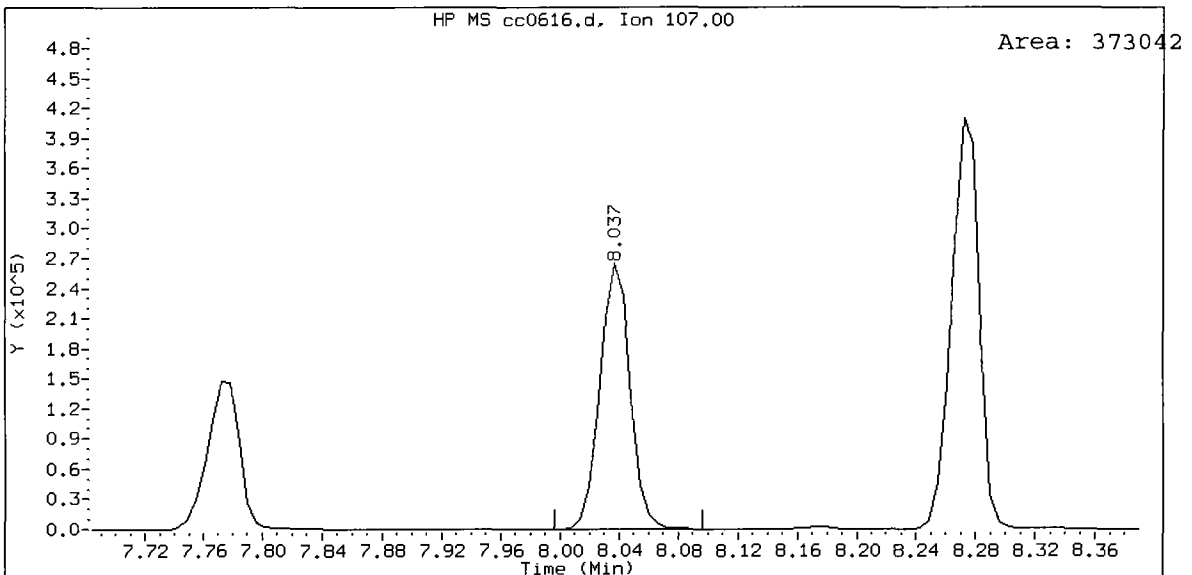
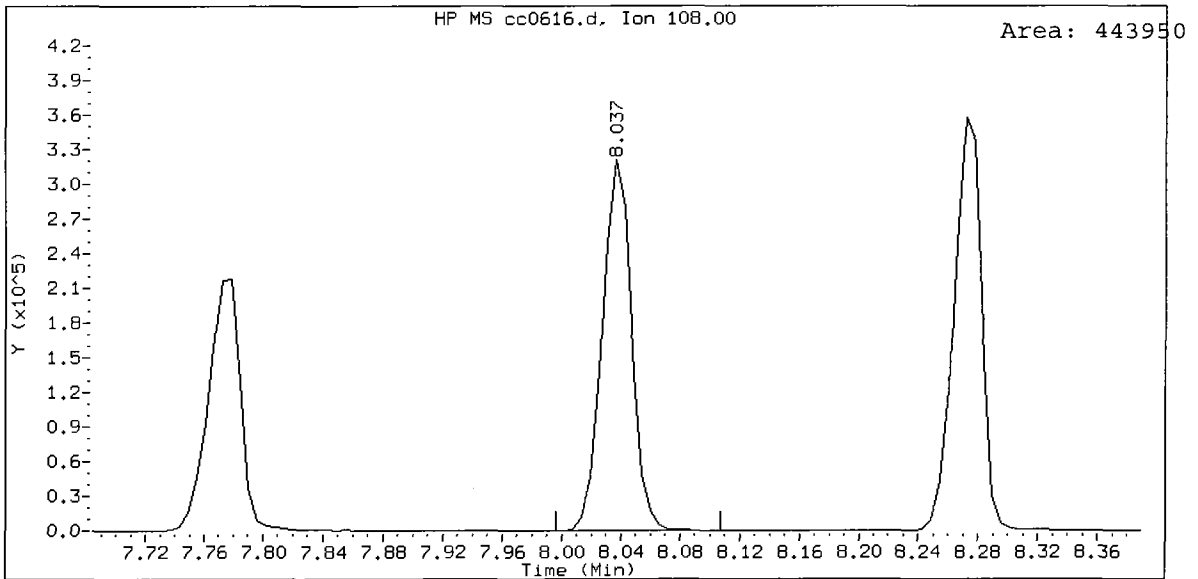
ABN 25, /chem3/nt4.i/20090616.b/cc0616.d
1,4-Dichlorobenzene Amount: 25.60



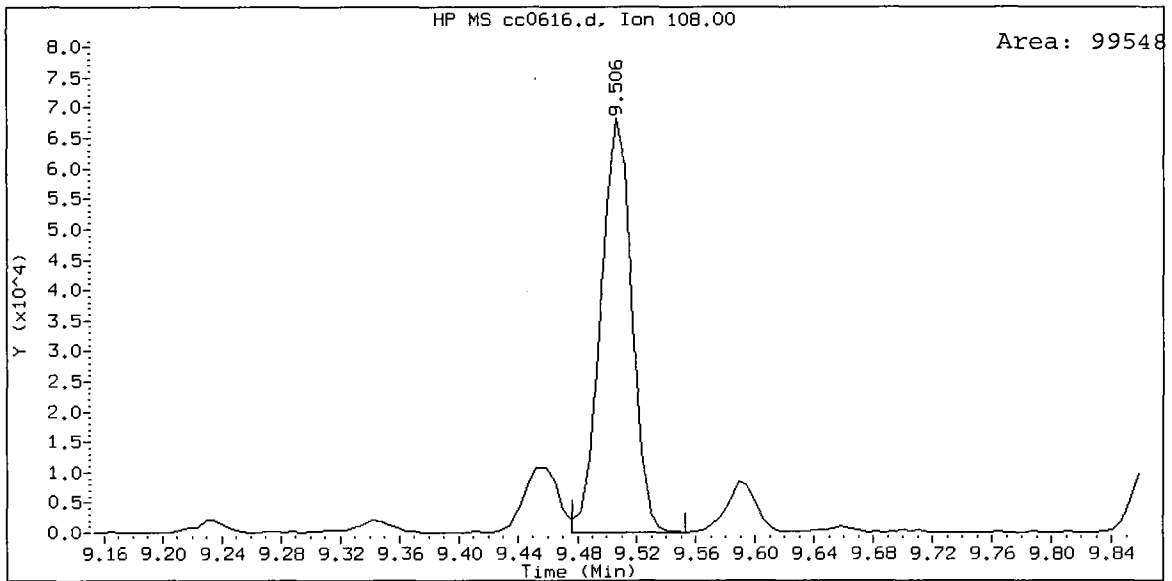
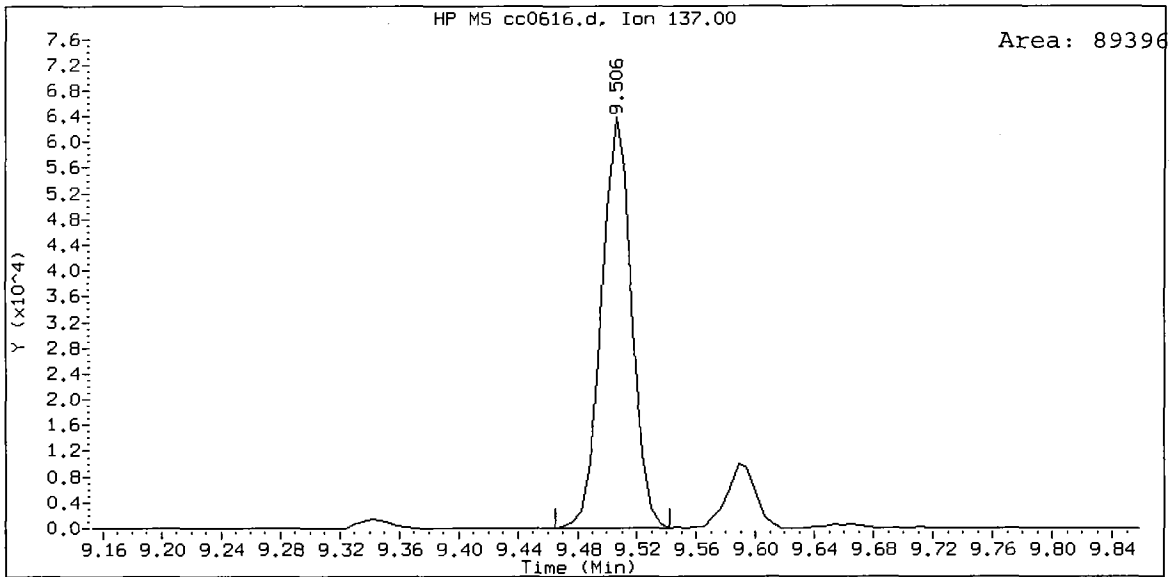
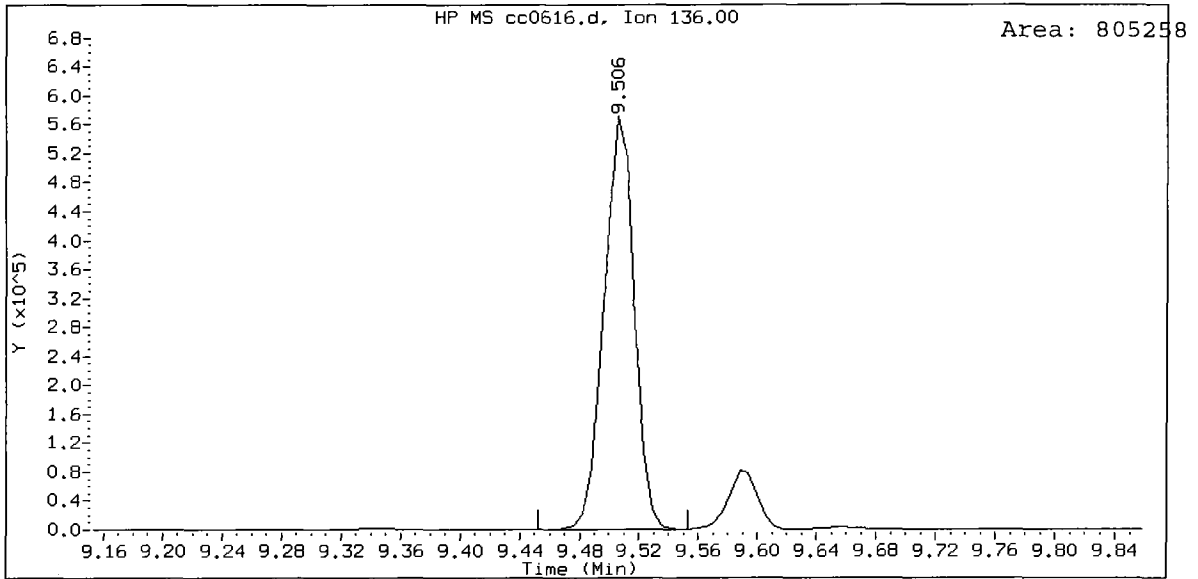
ABN 25, /chem3/nt4.i/20090616.b/cc0616.d
Benzyl alcohol Amount: 26.54



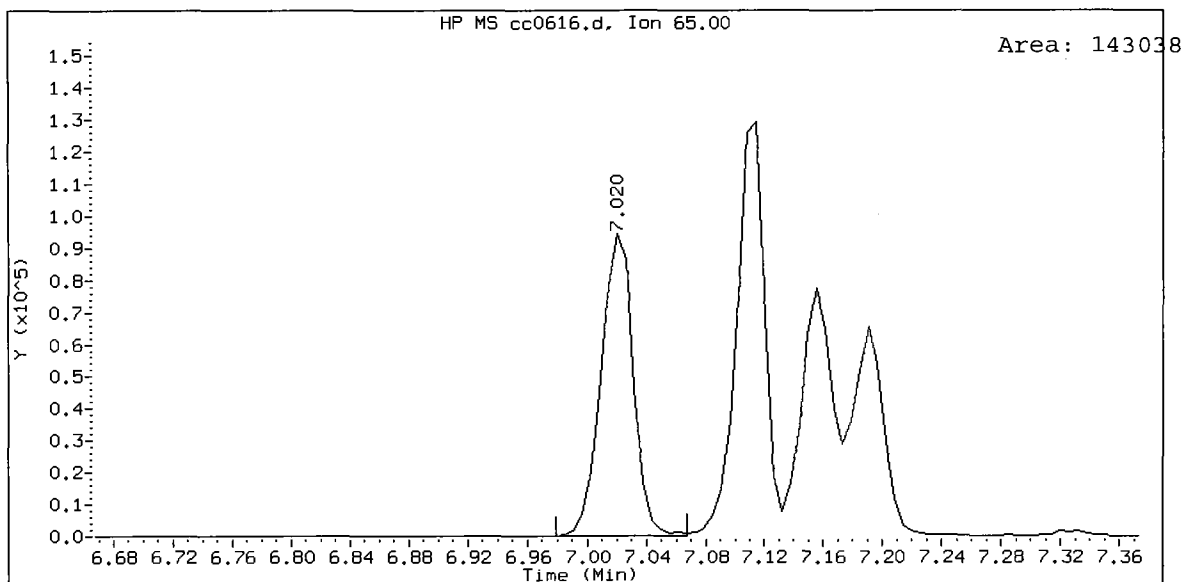
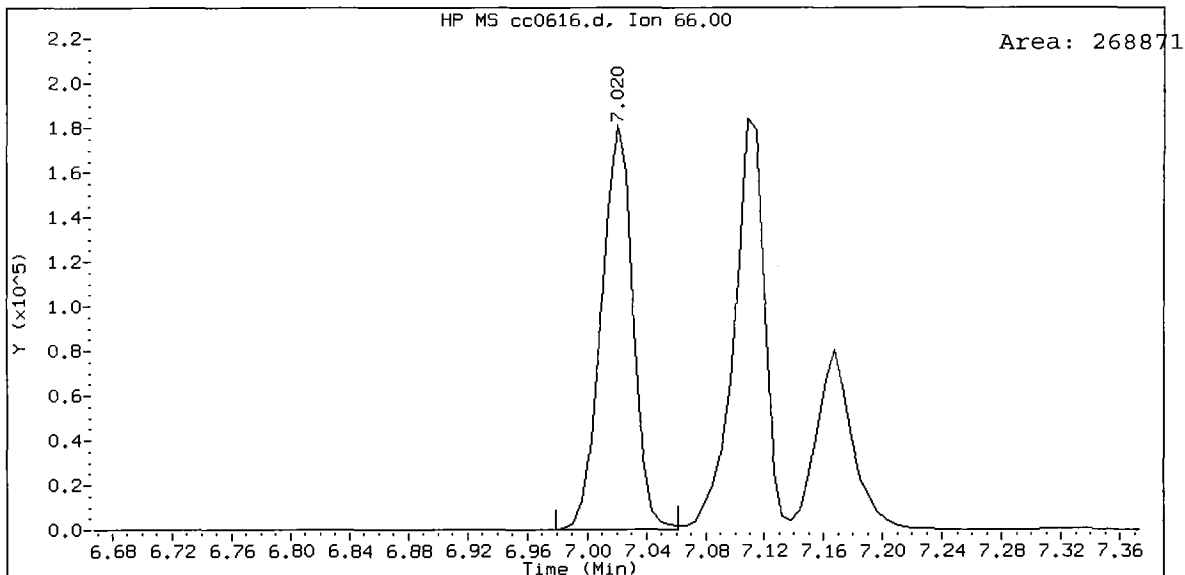
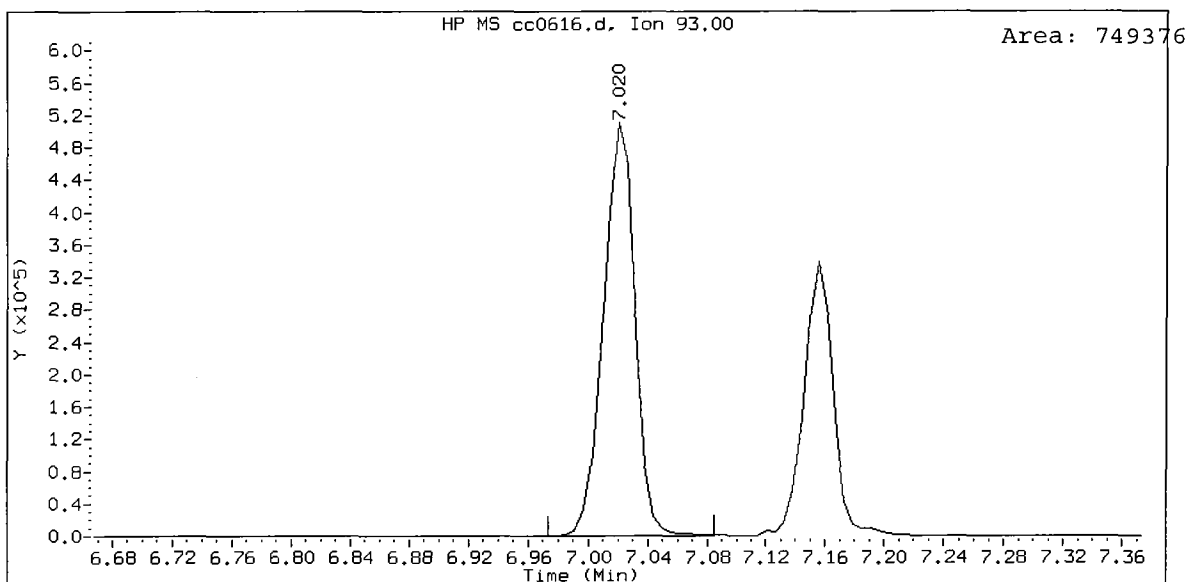
ABN 25, /chem3/nt4.i/20090616.b/cc0616.d
2-Methylphenol Amount: 26.11



ABN 25, /chem3/nt4.i/20090616.b/cc0616.d
Naphthalene-d8 Amount: 20.00



ABN 25, /chem3/nt4.i/20090616.b/cc0616.d
Aniline Amount: 24.88



Analytical Resources Inc.
ABN by sw846 8270C
DDT Breakdown Report

Data file: /chem3/nt4.i/20090616.b/ddt.b/cc0616.d
Method: /chem3/nt4.i/20090616.b/ddt.b/sw846ddt.m
Analysis Date: 16-JUN-2009 13:06

ARI ID:
Misc:
Instrument: nt4.i

COMPOUND	RT	AREA
Pentachlorophenol	14.535	147766
Benzidine	16.921	341845
4,4'-DDE	-----	-----
4,4'-DDD	17.849	19266
4,4'-DDT	18.313	331419

LTK
6117109

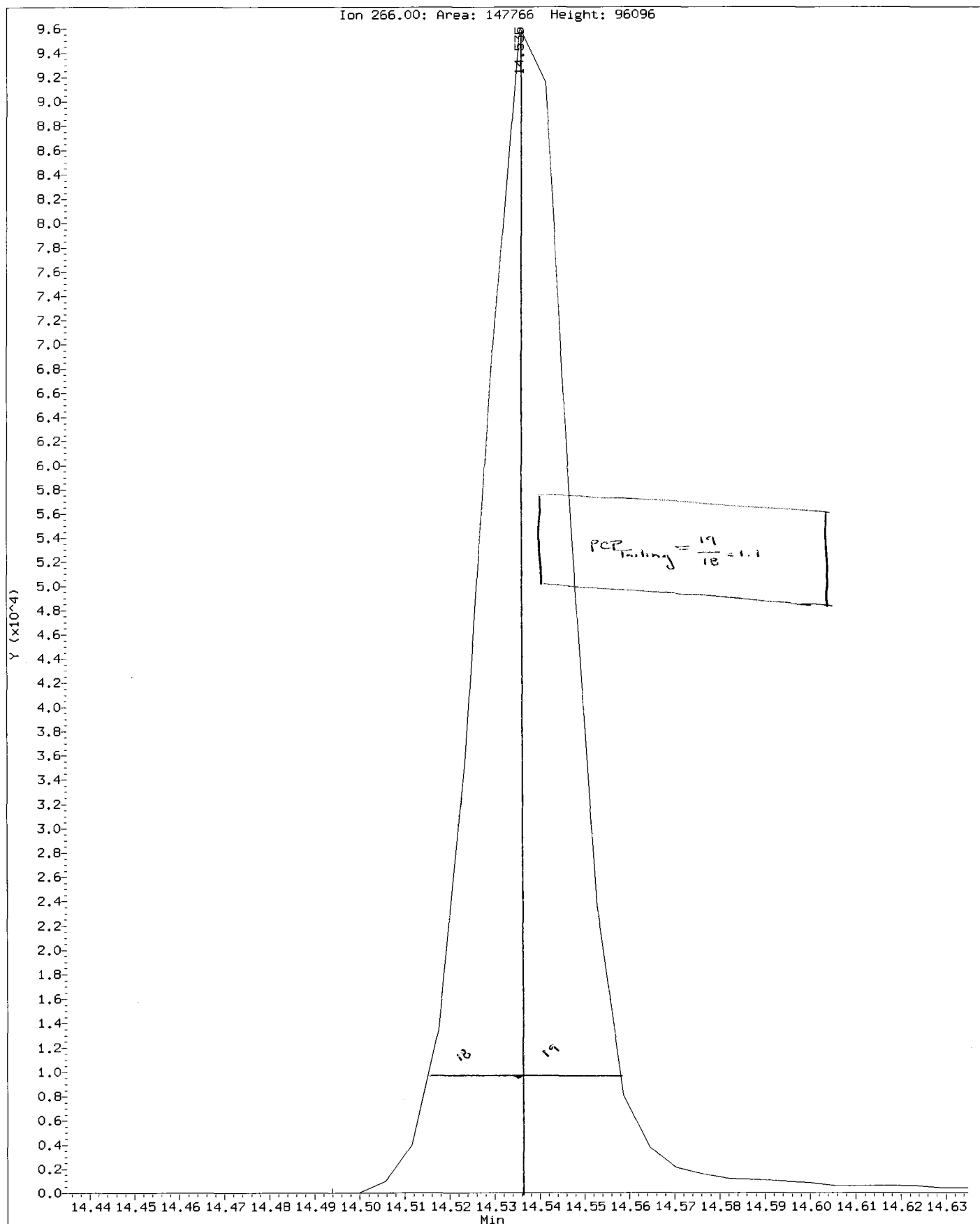
$$\text{DDT Percent Breakdown} = \frac{(\text{DDE Area} + \text{DDD Area}) * 100}{(\text{DDE Area} + \text{DDD Area} + \text{DDT Area})}$$

$$\text{DDT Percent Breakdown} = \frac{(0 + 19266) * 100}{(0 + 19266 + 331419)}$$

$$\text{DDT Percent Breakdown} = \boxed{5.5 \%}$$

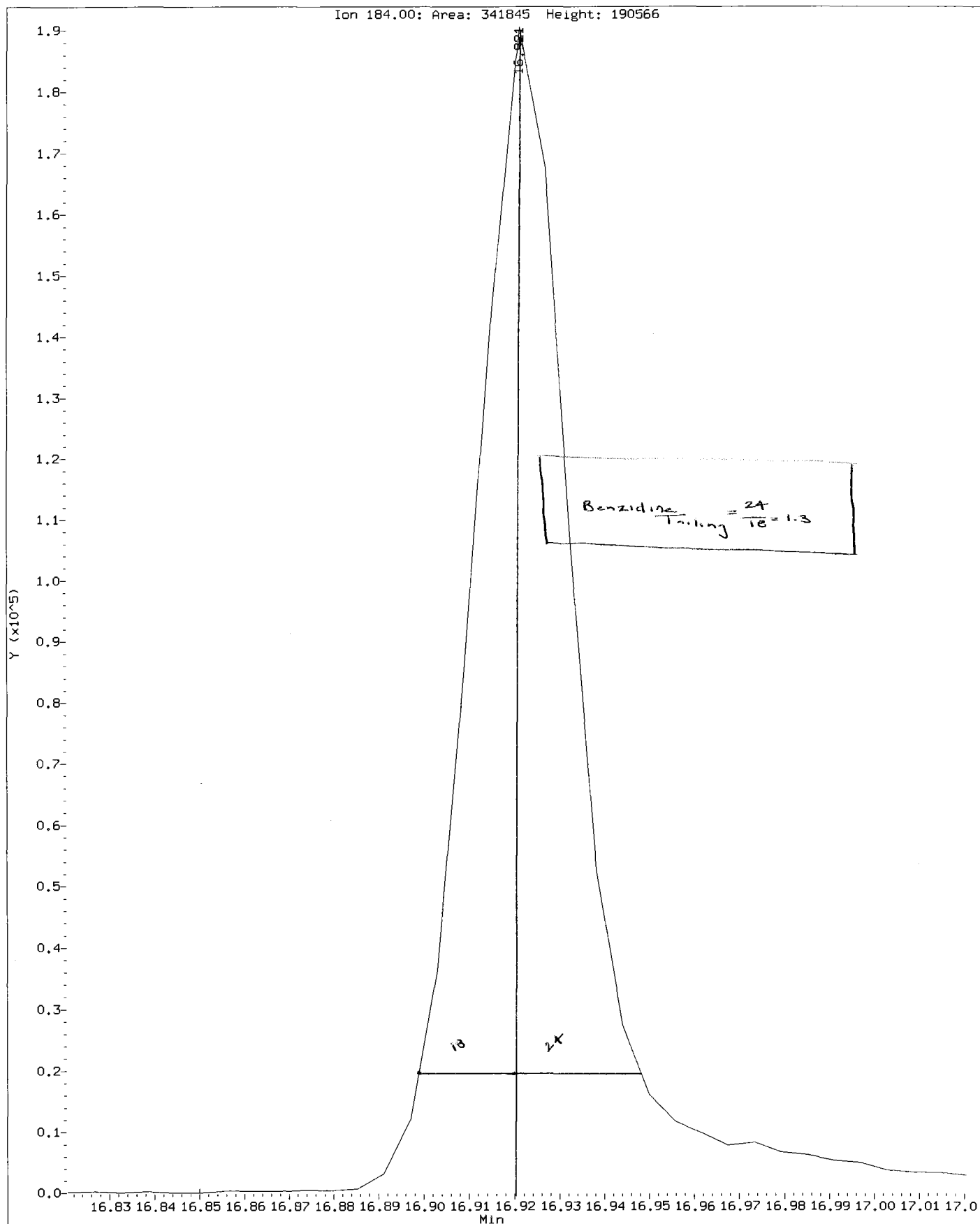
Data File: /chem3/nt4.i/20090616.b/ddt.b/cc0616.d
Injection Date: 16-JUN-2009 13:06
Instrument: nt4.i
Client Sample ID:

Compound: Pentachlorophenol
CAS Number: 87-86-5



Data File: /chem3/nt4.i/20090616.b/ddt.b/cc0616.d
Injection Date: 16-JUN-2009 13:06
Instrument: nt4.i
Client Sample ID:

Compound: Benzidine
CAS Number:



PB44 : 00516

Semivolatile Analysis
QC Raw Data

prepared
for

ENVIROMENTAL SCIENCE CORP.

Project: JELD-WEN NORD DOOR

ARI JOB NO: PB44

prepared
by

Analytical Resources, Inc.

Date : 08-MAY-2009 11:56

Client ID:

Instrument: nt4.i

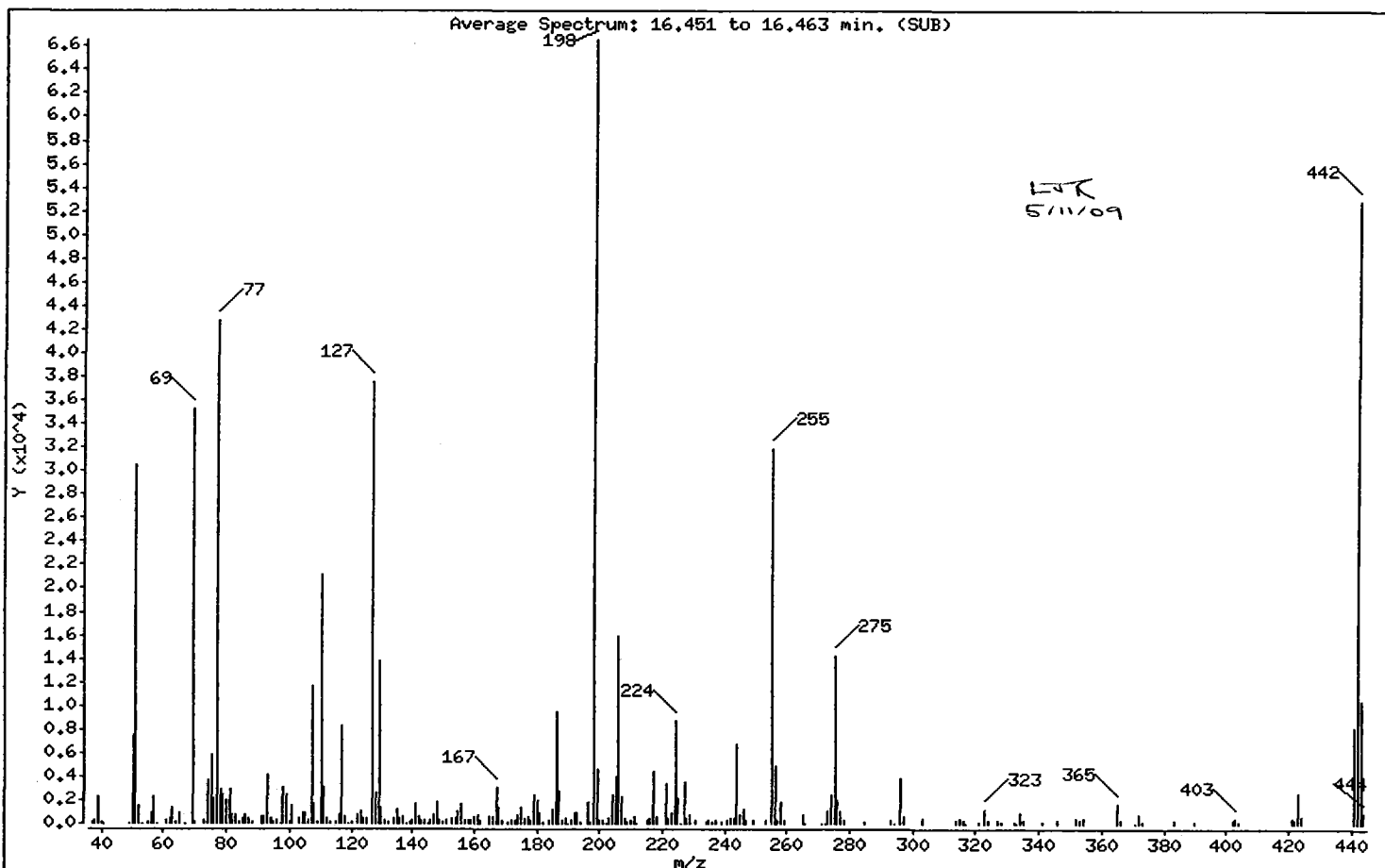
Sample Info: ABN 25

Operator: LJR/VTS

Column phase: ZB-5

Column diameter: 0.32

1 dftpp



m/e	ION ABUNDANCE CRITERIA	% RELATIVE ABUNDANCE
198	Base Peak, 100% relative abundance	100.00
51	30.00 - 80.00% of mass 198	45.84
68	Less than 2.00% of mass 69	0.00 (0.00)
69	Mass 69 relative abundance	53.01
70	Less than 2.00% of mass 69	0.33 (0.63)
127	25.00 - 75.00% of mass 198	56.47
197	Less than 1.00% of mass 198	0.26
199	5.00 - 9.00% of mass 198	6.88
275	10.00 - 30.00% of mass 198	21.47
365	Greater than 0.75% of mass 198	2.44
441	Present, but less than mass 443	12.10
442	40.00 - 110.00% of mass 198	79.57
443	15.00 - 24.00% of mass 442	15.60 (19.61)

Date : 08-MAY-2009 11:56

Client ID:

Instrument: nt4.i

Sample Info: ABN 25

Operator: LJR/VTS

Column phase: ZB-5

Column diameter: 0.32

Data File: 0250508.d

Spectrum: Average Spectrum: 16.451 to 16.463 min. (SUB)

Location of Maximum: 198.00

Number of points: 234

m/z	Y	m/z	Y	m/z	Y	m/z	Y
37.00	114	113.00	148	180.00	1965	255.00	31904
38.00	339	115.00	130	181.00	860	256.00	4894
39.00	2231	116.00	822	182.00	194	257.00	323
40.00	78	117.00	8259	184.00	273	258.00	1776
41.00	59	118.00	643	185.00	1186	259.00	290
49.00	66	119.00	58	186.00	9486	265.00	801
50.00	7492	120.00	128	187.00	2755	266.00	62
51.00	30480	122.00	764	188.00	291	271.00	66
52.00	1520	123.00	1006	189.00	490	272.00	58
53.00	54	124.00	430	190.00	52	273.00	1091
55.00	194	125.00	428	191.00	265	274.00	2501
56.00	952	127.00	37560	192.00	872	275.00	14278
57.00	2242	128.00	2660	193.00	882	276.00	1975
58.00	56	129.00	13864	194.00	181	277.00	1124
61.00	377	130.00	1304	196.00	1834	278.00	265
62.00	477	131.00	287	197.00	172	285.00	178
63.00	1359	132.00	124	198.00	66512	293.00	253
64.00	138	134.00	403	199.00	4576	294.00	50
65.00	887	135.00	1200	200.00	377	296.00	3796
67.00	51	136.00	438	201.00	283	297.00	573
69.00	35256	137.00	663	202.00	56	303.00	509
70.00	221	138.00	60	203.00	485	314.00	232
73.00	306	139.00	133	204.00	2487	315.00	400
74.00	3612	140.00	232	205.00	3918	316.00	251
75.00	5830	141.00	1742	206.00	15911	317.00	54
76.00	2195	142.00	621	207.00	2305	321.00	115
77.00	42752	143.00	360	208.00	472	323.00	1292
78.00	2856	144.00	233	209.00	171	324.00	285
79.00	2465	145.00	60	210.00	234	327.00	328
80.00	1923	146.00	321	211.00	642	328.00	124
81.00	2866	147.00	788	212.00	51	332.00	105
82.00	723	148.00	1847	215.00	250	333.00	61
83.00	723	149.00	350	216.00	469	334.00	888
84.00	113	150.00	118	217.00	4458	335.00	254
85.00	535	151.00	297	218.00	573	341.00	138

Date : 08-MAY-2009 11:56

Client ID:

Instrument: nt4.i

Sample Info: ABN 25

Operator: LJR/VTS

Column phase: ZB-5

Column diameter: 0.32

Data File: 0250508.d

Spectrum: Average Spectrum: 16.451 to 16.463 min. (SUB)

Location of Maximum: 198.00

Number of points: 234

m/z	Y	m/z	Y	m/z	Y	m/z	Y
86.00	704	153.00	530	221.00	3378	346.00	307
87.00	480	154.00	468	222.00	461	352.00	446
88.00	210	155.00	1020	223.00	869	353.00	251
91.00	631	156.00	1610	224.00	8785	354.00	410
92.00	605	157.00	295	225.00	2141	365.00	1625
93.00	4176	158.00	350	226.00	72	366.00	251
94.00	387	159.00	303	227.00	3600	371.00	54
95.00	111	160.00	537	228.00	502	372.00	734
96.00	300	161.00	738	229.00	771	373.00	130
97.00	58	162.00	241	231.00	291	383.00	261
98.00	3061	165.00	616	234.00	212	390.00	116
99.00	2490	166.00	669	235.00	276	402.00	342
100.00	208	167.00	3099	236.00	158	403.00	398
101.00	1479	168.00	1387	237.00	323	404.00	187
103.00	470	169.00	329	239.00	115	421.00	399
104.00	845	171.00	82	241.00	239	422.00	256
105.00	970	172.00	330	242.00	502	423.00	2658
106.00	243	173.00	374	243.00	453	424.00	541
107.00	11681	174.00	758	244.00	6787	441.00	8046
108.00	1757	175.00	1359	245.00	758	442.00	52920
109.00	164	176.00	441	246.00	1218	443.00	10378
110.00	21112	177.00	541	247.00	271	444.00	876
111.00	3002	178.00	272	249.00	294		
112.00	394	179.00	2474	253.00	260		

Date : 08-MAY-2009 11:56

Client ID:

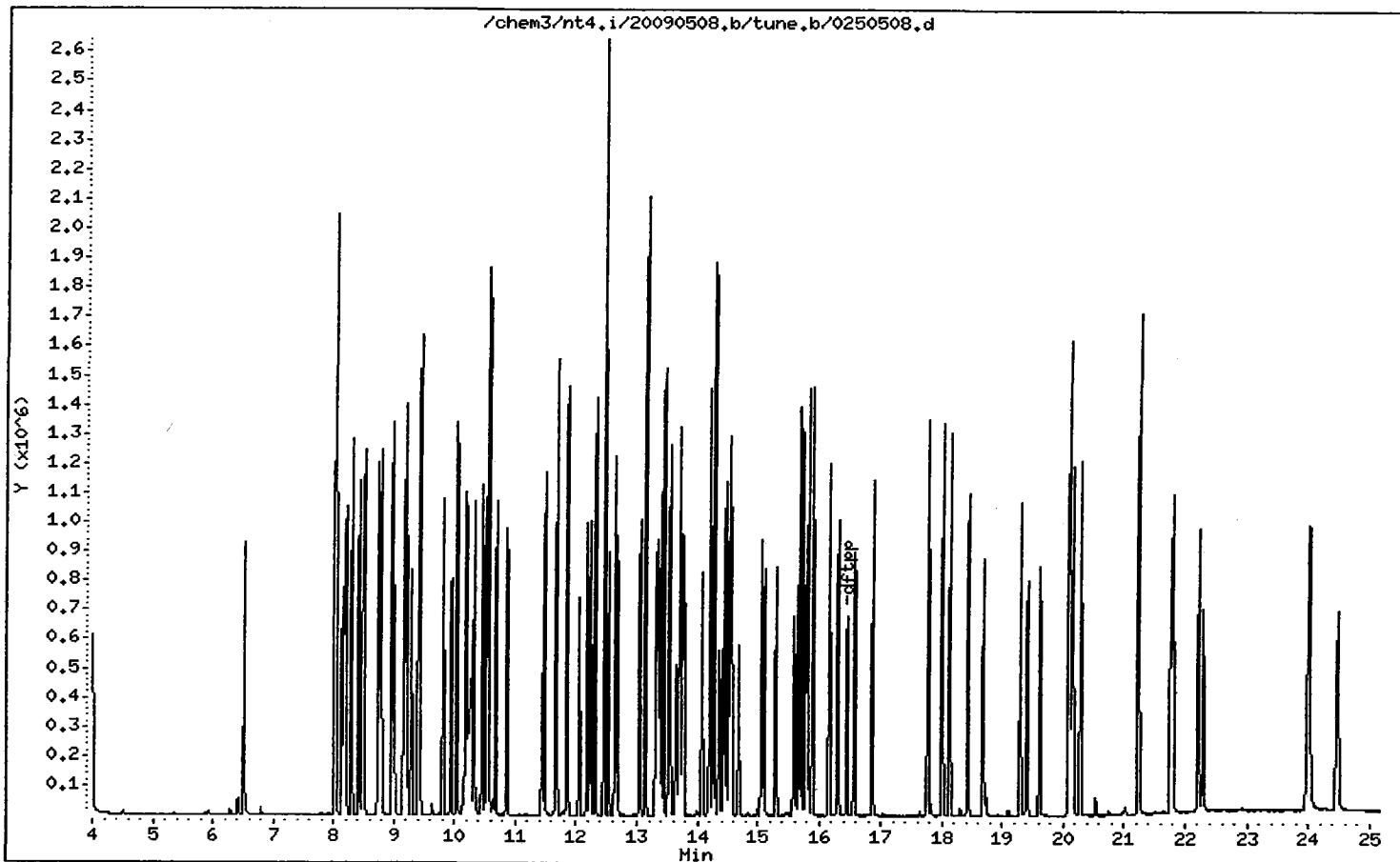
Instrument: nt4.i

Sample Info: ABN 25

Operator: LJR/VTS

Column phase: ZB-5

Column diameter: 0.32



Date : 16-JUN-2009 13:06

Client ID:

Instrument: nt4.i

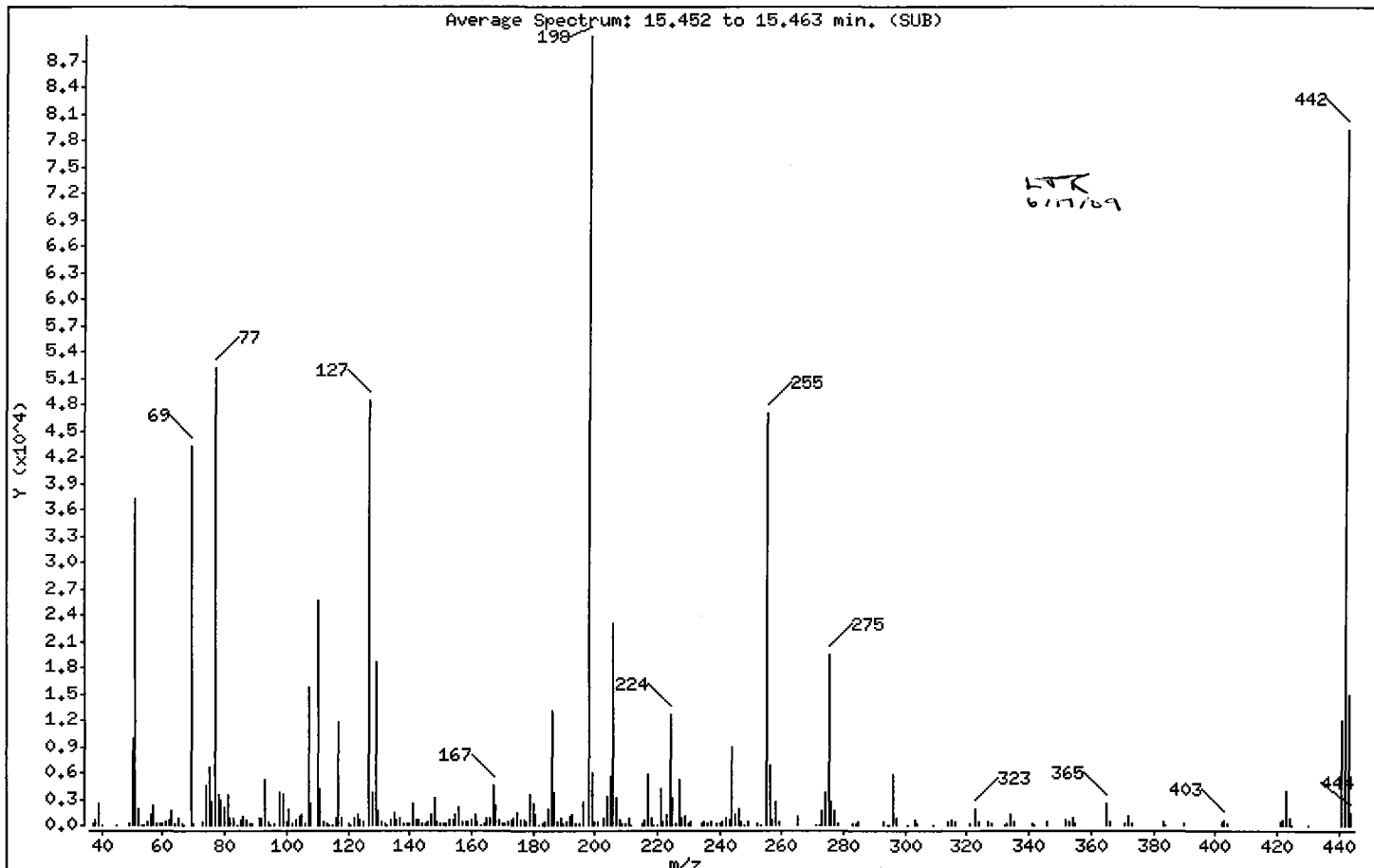
Sample Info: ABN 25

Operator: LJR

Column phase: ZB-5

Column diameter: 0.32

1 dftpp



m/e	ION ABUNDANCE CRITERIA	% RELATIVE ABUNDANCE
198	Base Peak, 100% relative abundance	100.00
51	30.00 - 80.00% of mass 198	41.51
68	Less than 2.00% of mass 69	0.00 (0.00)
69	Mass 69 relative abundance	48.16
70	Less than 2.00% of mass 69	0.18 (0.38)
127	25.00 - 75.00% of mass 198	53.83
197	Less than 1.00% of mass 198	0.00
199	5.00 - 9.00% of mass 198	6.78
275	10.00 - 30.00% of mass 198	21.63
365	Greater than 0.75% of mass 198	2.82
441	Present, but less than mass 443	13.36
442	40.00 - 110.00% of mass 198	88.26
443	15.00 - 24.00% of mass 442	16.70 (18.92)

Date : 16-JUN-2009 13:06

Client ID:

Instrument: nt4.i

Sample Info: ABN 25

Operator: LJR

Column phase: ZB-5

Column diameter: 0.32

Data File: cc0616.d

Spectrum: Average Spectrum: 15.452 to 15.463 min. (SUB)

Location of Maximum: 198.00

Number of points: 259

m/z	Y	m/z	Y	m/z	Y	m/z	Y
37.00	203	115.00	39	182.00	79	257.00	615
38.00	521	116.00	807	183.00	269	258.00	2719
39.00	2559	117.00	11818	184.00	335	259.00	472
40.00	37	118.00	895	185.00	1788	265.00	957
45.00	90	120.00	245	186.00	12987	271.00	69
49.00	239	121.00	55	187.00	3699	272.00	61
50.00	9923	122.00	887	188.00	435	273.00	1618
51.00	37296	123.00	1326	189.00	746	274.00	3787
52.00	1874	124.00	640	190.00	132	275.00	19432
53.00	41	125.00	482	191.00	419	276.00	2677
54.00	65	127.00	48368	192.00	1125	277.00	1677
55.00	361	128.00	3703	193.00	1288	278.00	285
56.00	1234	129.00	18568	194.00	274	283.00	206
57.00	2292	130.00	1628	195.00	105	284.00	118
58.00	219	131.00	465	196.00	2685	285.00	312
59.00	106	132.00	159	198.00	89856	293.00	468
60.00	117	133.00	60	199.00	6090	294.00	51
61.00	502	134.00	552	200.00	496	295.00	53
62.00	623	135.00	1534	201.00	482	296.00	5749
63.00	1756	136.00	604	203.00	744	297.00	756
64.00	276	137.00	800	204.00	3368	301.00	66
65.00	867	138.00	237	205.00	5605	303.00	697
66.00	130	139.00	153	206.00	23048	304.00	219
67.00	89	140.00	162	207.00	3039	309.00	52
69.00	43272	141.00	2395	208.00	607	314.00	392
70.00	164	142.00	704	209.00	245	315.00	693
73.00	354	143.00	689	210.00	234	316.00	315
74.00	4468	144.00	263	211.00	836	321.00	206
75.00	6565	145.00	202	212.00	61	323.00	1839
76.00	2764	146.00	469	215.00	269	324.00	464
77.00	52104	147.00	1327	216.00	544	327.00	354
78.00	3512	148.00	3013	217.00	5869	328.00	106
79.00	2888	149.00	473	218.00	897	332.00	56
80.00	2139	150.00	242	219.00	59	333.00	132
81.00	3507	151.00	169	220.00	53	334.00	1268

Date : 16-JUN-2009 13:06

Client ID:

Instrument: nt4.i

Sample Info: ABN 25

Operator: LJR

Column phase: ZB-5

Column diameter: 0.32

Data File: cc0616.d

Spectrum: Average Spectrum: 15.452 to 15.463 min. (SUB)

Location of Maximum: 198.00

Number of points: 259

m/z	Y	m/z	Y	m/z	Y	m/z	Y
82.00	804	152.00	270	221.00	4213	335.00	315
83.00	895	153.00	705	222.00	499	341.00	299
84.00	84	154.00	533	223.00	1320	342.00	63
85.00	549	155.00	1331	224.00	12708	346.00	400
86.00	1017	156.00	1971	225.00	3189	352.00	600
87.00	566	157.00	325	226.00	265	353.00	475
88.00	210	158.00	397	227.00	5200	354.00	784
89.00	181	159.00	405	228.00	726	355.00	115
91.00	752	160.00	678	229.00	1052	365.00	2531
92.00	762	161.00	1145	230.00	182	366.00	426
93.00	5273	162.00	461	231.00	397	371.00	147
94.00	329	163.00	87	234.00	299	372.00	964
95.00	91	164.00	111	235.00	482	373.00	207
96.00	261	165.00	875	236.00	304	383.00	336
98.00	3807	166.00	767	237.00	408	384.00	53
99.00	3438	167.00	4522	239.00	226	390.00	108
100.00	327	168.00	2308	240.00	160	402.00	483
101.00	1902	169.00	535	241.00	377	403.00	710
102.00	162	170.00	201	242.00	774	404.00	202
103.00	608	171.00	205	243.00	709	421.00	514
104.00	1094	172.00	510	244.00	8970	422.00	581
105.00	1338	173.00	628	245.00	1173	423.00	3919
106.00	154	174.00	749	246.00	1802	424.00	805
107.00	15686	175.00	1524	247.00	512	425.00	52
108.00	2471	176.00	521	248.00	63	430.00	56
110.00	25704	177.00	677	249.00	344	441.00	12004
111.00	4101	178.00	457	252.00	113	442.00	79312
112.00	458	179.00	3536	253.00	20	443.00	15007
113.00	173	180.00	2452	255.00	46944	444.00	1512
114.00	69	181.00	1234	256.00	6774		

Date : 16-JUN-2009 13:06

Client ID:

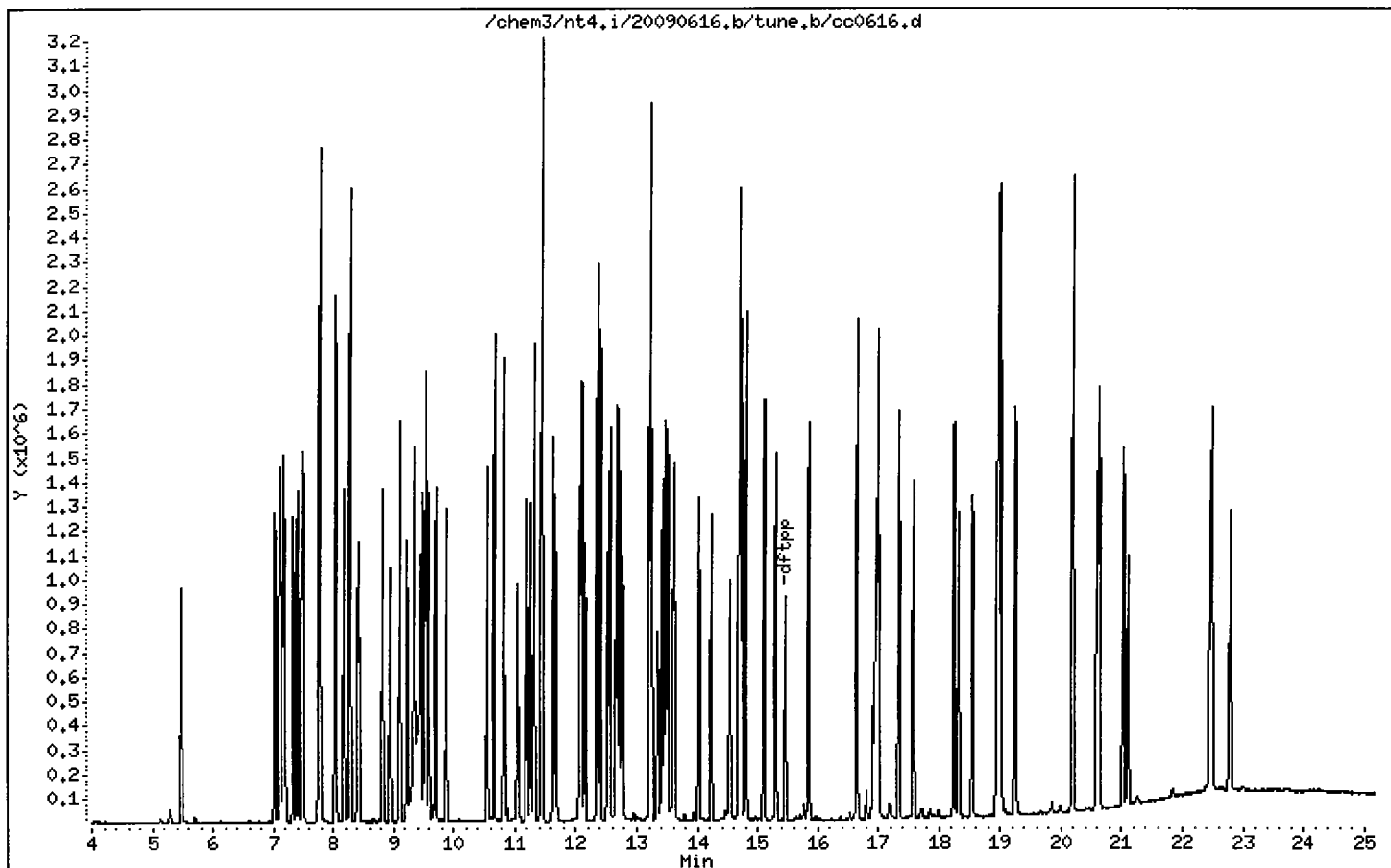
Instrument: nt4.i

Sample Info: ABN 25

Operator: LJR

Column phase: ZB-5

Column diameter: 0.32



ORGANICS ANALYSIS DATA SHEET

PSDDA Semivolatiles by SW8270D GC/MS

Page 1 of 1

Sample ID: MB-061009

METHOD BLANK

Lab Sample ID: MB-061009

LIMS ID: 09-12795

Matrix: Sediment

Data Release Authorized: *AS*

Reported: 06/17/09

QC Report No: PB44-ENVIROMENTAL SCIENCE CORP.

Project: JELD-WEN NORD DOOR

NA

Date Sampled: NA

Date Received: NA

Date Extracted: 06/10/09

Date Analyzed: 06/16/09 13:40

Instrument/Analyst: NT4/LJR

GPC Cleanup: Yes

Sample Amount: 25.0 g

Final Extract Volume: 0.5 mL

Dilution Factor: 1.00

Percent Moisture: NA

CAS Number	Analyte	RL	Result
108-95-2	Phenol	20	< 20 U
541-73-1	1,3-Dichlorobenzene	20	< 20 U
106-46-7	1,4-Dichlorobenzene	20	< 20 U
100-51-6	Benzyl Alcohol	20	< 20 U
95-50-1	1,2-Dichlorobenzene	20	< 20 U
95-48-7	2-Methylphenol	20	< 20 U
106-44-5	4-Methylphenol	20	< 20 U
67-72-1	Hexachloroethane	20	< 20 U
105-67-9	2,4-Dimethylphenol	20	< 20 U
65-85-0	Benzoic Acid	200	< 200 U
120-82-1	1,2,4-Trichlorobenzene	20	< 20 U
91-20-3	Naphthalene	20	< 20 U
87-68-3	Hexachlorobutadiene	20	< 20 U
91-57-6	2-Methylnaphthalene	20	< 20 U
131-11-3	Dimethylphthalate	20	< 20 U
208-96-8	Acenaphthylene	20	< 20 U
83-32-9	Acenaphthene	20	< 20 U
132-64-9	Dibenzofuran	20	< 20 U
84-66-2	Diethylphthalate	20	< 20 U
86-73-7	Fluorene	20	< 20 U
86-30-6	N-Nitrosodiphenylamine	20	< 20 U
118-74-1	Hexachlorobenzene	20	< 20 U
87-86-5	Pentachlorophenol	100	< 100 U
85-01-8	Phenanthrene	20	< 20 U
120-12-7	Anthracene	20	< 20 U
84-74-2	Di-n-Butylphthalate	20	< 20 U
206-44-0	Fluoranthene	20	< 20 U
129-00-0	Pyrene	20	< 20 U
85-68-7	Butylbenzylphthalate	20	< 20 U
56-55-3	Benzo(a)anthracene	20	< 20 U
117-81-7	bis(2-Ethylhexyl)phthalate	20	< 20 U
218-01-9	Chrysene	20	< 20 U
117-84-0	Di-n-Octyl phthalate	20	< 20 U
205-99-2	Benzo(b)fluoranthene	20	< 20 U
207-08-9	Benzo(k)fluoranthene	20	< 20 U
50-32-8	Benzo(a)pyrene	20	< 20 U
193-39-5	Indeno(1,2,3-cd)pyrene	20	< 20 U
53-70-3	Dibenz(a,h)anthracene	20	< 20 U
191-24-2	Benzo(g,h,i)perylene	20	< 20 U
90-12-0	1-Methylnaphthalene	20	< 20 U

Reported in µg/kg (ppb)

Semivolatile Surrogate Recovery

d5-Nitrobenzene	54.8%	2-Fluorobiphenyl	59.6%
d14-p-Terphenyl	77.2%	d4-1,2-Dichlorobenzene	56.8%
d5-Phenol	60.0%	2-Fluorophenol	54.1%
2,4,6-Tribromophenol	75.7%	d4-2-Chlorophenol	60.5%

Analytical Resources, Inc.

Semivolatle Report SW846 Method 8270D

Data file : /chem3/nt4.i/20090616.b/pb44mb.d
 Lab Smp Id: PB44MBS1 Client Smp ID: PB44MBS1
 Inj Date : 16-JUN-2009 13:40
 Operator : LJR/VTS Inst ID: nt4.i
 Smp Info : PB44MBS1
 Misc Info : 09-12795
 Comment : 1ul Injection
 Method : /chem3/nt4.i/20090616.b/SW846.m
 Meth Date : 17-Jun-2009 10:11 jeff Quant Type: ISTD
 Cal Date : 08-MAY-2009 15:22 Cal File: c800508.d
 Als bottle: 2 QC Sample: BLANK
 Dil Factor: 1.00000
 Integrator: HP RTE Compound Sublist: PSDDAMBLCS.sub
 Target Version: 3.50

LJR
6/17/09

Concentration Formula: Amt * DF * Vt / (Ws * (100 - M) / 100) * CpndVariable

Name	Value	Description
DF	1.00000	Dilution Factor
Vt	500.00000	Volume of final extract (uL)
Ws	25.00000	Weight of sample extracted (g)
M	0.00000	% Moisture

Cpnd Variable

Local Compound Variable

Compounds	QUANT SIG	RT	EXP RT	REL RT	RESPONSE	CONCENTRATIONS	
						ON-COLUMN (ug/mL)	FINAL (ug/kg)
\$ 1 2-Fluorophenol	112	5.485	5.475	(0.736)	244854	20.3146	406.3
\$ 2 Phenol-d5	99	7.083	7.091	(0.950)	368606	22.4584	449.2
3 Phenol	94	Compound Not Detected.					
\$ 5 2-Chlorophenol-d4	132	7.165	7.167	(0.961)	230161	22.7059	454.1
4 Bis(2-Chloroethyl) ether	93	Compound Not Detected.					
6 2-Chlorophenol	128	7.171	7.191	(0.962)	5961	0.51535	10.31
7 1,3-Dichlorobenzene	146	Compound Not Detected.					
* 8 1,4-Dichlorobenzene-d4	152	7.453	7.461	(1.000)	157312	20.0000	
9 1,4-Dichlorobenzene	146	Compound Not Detected.					
\$ 10 1,2-Dichlorobenzene-d4	152	7.753	7.761	(1.040)	105443	14.2479	285.0
12 1,2-Dichlorobenzene	146	Compound Not Detected.					
11 Benzyl alcohol	108	Compound Not Detected.					
14 2,2'-oxybis(1-Chloropropane)	45	Compound Not Detected.					
13 2-Methylphenol	108	Compound Not Detected.					
17 Hexachloroethane	117	Compound Not Detected.					

Compounds	QUANT SIG MASS	RT	EXP RT	REL RT	RESPONSE	CONCENTRATIONS	
						ON-COLUMN (ug/mL)	FINAL (ug/kg)
16 N-Nitroso-di-n-propylamine	70				Compound Not Detected.		
15 4-Methylphenol	108				Compound Not Detected.		
\$ 18 Nitrobenzene-d5	82	8.393	8.401	(0.884)	223921	13.7055	274.1
19 Nitrobenzene	77				Compound Not Detected.		
20 Isophorone	82				Compound Not Detected.		
21 2-Nitrophenol	139				Compound Not Detected.		
22 2,4-Dimethylphenol	107				Compound Not Detected.		
23 Bis(2-Chloroethoxy)methane	93				Compound Not Detected.		
24 Benzoic acid	105				Compound Not Detected.		
25 2,4-Dichlorophenol	162				Compound Not Detected.		
26 1,2,4-Trichlorobenzene	180				Compound Not Detected.		
* 27 Naphthalene-d8	136	9.498	9.506	(1.000)	575754	20.0000	
28 Naphthalene	128				Compound Not Detected.		
29 4-Chloroaniline	127				Compound Not Detected.		
30 Hexachlorobutadiene	225				Compound Not Detected.		
31 4-Chloro-3-methylphenol	107				Compound Not Detected.		
32 2-Methylnaphthalene	141				Compound Not Detected.		
33 Hexachlorocyclopentadiene	237				Compound Not Detected.		
34 2,4,6-Trichlorophenol	196				Compound Not Detected.		
35 2,4,5-Trichlorophenol	196				Compound Not Detected.		
\$ 36 2-Fluorobiphenyl	172	11.302	11.309	(0.916)	368529	14.8861	297.7
37 2-Chloronaphthalene	162				Compound Not Detected.		
38 2-Nitroaniline	65				Compound Not Detected.		
39 Dimethylphthalate	163				Compound Not Detected.		
40 Acenaphthylene	152				Compound Not Detected.		
41 2,6-Dinitrotoluene	165				Compound Not Detected.		
* 42 Acenaphthene-d10	164	12.342	12.344	(1.000)	326607	20.0000	
43 3-Nitroaniline	138				Compound Not Detected.		
44 Acenaphthene	153				Compound Not Detected.		
45 2,4-Dinitrophenol	184				Compound Not Detected.		
46 Dibenzofuran	168				Compound Not Detected.		
47 4-Nitrophenol	109				Compound Not Detected.		
48 2,4-Dinitrotoluene	165				Compound Not Detected.		
50 Diethylphthalate	149				Compound Not Detected.		
49 Fluorene	166				Compound Not Detected.		
51 4-Chlorophenyl-phenylether	204				Compound Not Detected.		
52 4-Nitroaniline	138				Compound Not Detected.		
53 4,6-Dinitro-2-methylphenol	198				Compound Not Detected.		
54 N-Nitrosodiphenylamine	169				Compound Not Detected.		
\$ 55 2,4,6-Tribromophenol	330	13.623	13.636	(1.104)	85823	28.4435	568.9
56 4-Bromophenyl-phenylether	248				Compound Not Detected.		
57 Hexachlorobenzene	284				Compound Not Detected.		
58 Pentachlorophenol	266				Compound Not Detected.		
* 59 Phenanthrene-d10	188	14.686	14.694	(1.000)	548378	20.0000	
60 Phenanthrene	178				Compound Not Detected.		
61 Anthracene	178				Compound Not Detected.		
62 Carbazole	167				Compound Not Detected.		

Compounds	QUANT SIG MASS	RT	EXP RT	REL RT	RESPONSE	CONCENTRATIONS	
						ON-COLUMN (ug/mL)	FINAL (ug/kg)
63 Di-n-butylphthalate	149				Compound Not Detected.		
64 Fluoranthene	202				Compound Not Detected.		
65 Pyrene	202				Compound Not Detected.		
\$ 66 Terphenyl-d14	244	17.330	17.338	(0.914)	436506	19.3158	386.3
67 Butylbenzylphthalate	149				Compound Not Detected.		
68 Benzo(a)anthracene	228				Compound Not Detected.		
* 69 Chrysene-d12	240	18.958	18.977	(1.000)	439813	20.0000	
70 3,3'-Dichlorobenzidine	252				Compound Not Detected.		
71 Chrysene	228				Compound Not Detected.		
72 bis(2-Ethylhexyl)phthalate	149				Compound Not Detected.		
* 134 Di-n-octylphthalate-d4	153	20.168	20.181	(1.000)	689064	20.0000	
73 Di-n-octylphthalate	149				Compound Not Detected.		
74 Benzo(b)fluoranthene	252				Compound Not Detected.		
75 Benzo(k)fluoranthene	252				Compound Not Detected.		
76 Benzo(a)pyrene	252				Compound Not Detected.		
* 77 Perylene-d12	264	21.090	21.110	(1.000)	372096	20.0000	
78 Indeno(1,2,3-cd)pyrene	276				Compound Not Detected.		
79 Dibenzo(a,h)anthracene	278				Compound Not Detected.		
80 Benzo(g,h,i)perylene	276				Compound Not Detected.		
90 N-Nitrosodimethylamine	74				Compound Not Detected.		
91 Aniline	93				Compound Not Detected.		
93 Benzidine	184				Compound Not Detected.		
103 Pyridine	79				Compound Not Detected.		
105 1-methylnaphthalene	141				Compound Not Detected.		
111 Azobenzene (1,2-DP-Hydrazine)	77				Compound Not Detected.		

Analytical Resources, Inc.

INTERNAL STANDARD COMPOUNDS
 AREA AND RT SUMMARY

Instrument ID: nt4.i
 Lab File ID: pb44mb.d
 Lab Smp Id: PB44MBS1
 Analysis Type: SV
 Quant Type: ISTD
 Operator: LJR/VTS
 Method File: /chem3/nt4.i/20090616.b/SW846.m
 Misc Info: 09-12795

Calibration Date: 16-JUN-2009
 Calibration Time: 13:06
 Client Smp ID: PB44MBS1
 Level: LOW
 Sample Type: Solid

Test Mode:
 Use Initial Calibration Level 4.

COMPOUND	STANDARD	AREA LIMIT		SAMPLE	%DIFF
		LOWER	UPPER		
8 1,4-Dichlorobenze	180629	90314	361258	157312	-12.91
27 Naphthalene-d8	633172	316586	1266344	575754	-9.07
42 Acenaphthene-d10	336916	168458	673832	326607	-3.06
59 Phenanthrene-d10	514258	257129	1028516	548378	6.63
69 Chrysene-d12	376875	188438	753750	439813	16.70
134 Di-n-octylphthala	640574	320287	1281148	689064	7.57
77 Perylene-d12	383864	191932	767728	372096	-3.07

COMPOUND	STANDARD	RT LIMIT		SAMPLE	%DIFF
		LOWER	UPPER		
8 1,4-Dichlorobenze	7.46	6.96	7.96	7.45	-0.10
27 Naphthalene-d8	9.51	9.01	10.01	9.50	-0.08
42 Acenaphthene-d10	12.34	11.84	12.84	12.34	-0.01
59 Phenanthrene-d10	14.69	14.19	15.19	14.69	-0.05
69 Chrysene-d12	18.98	18.48	19.48	18.96	-0.10
134 Di-n-octylphthala	20.18	19.68	20.68	20.17	-0.07
77 Perylene-d12	21.11	20.61	21.61	21.09	-0.09

AREA UPPER LIMIT = +100% of internal standard area.
 AREA LOWER LIMIT = - 50% of internal standard area.
 RT UPPER LIMIT = + 0.50 minutes of internal standard RT.
 RT LOWER LIMIT = - 0.50 minutes of internal standard RT.

Analytical Resources, Inc.

RECOVERY REPORT

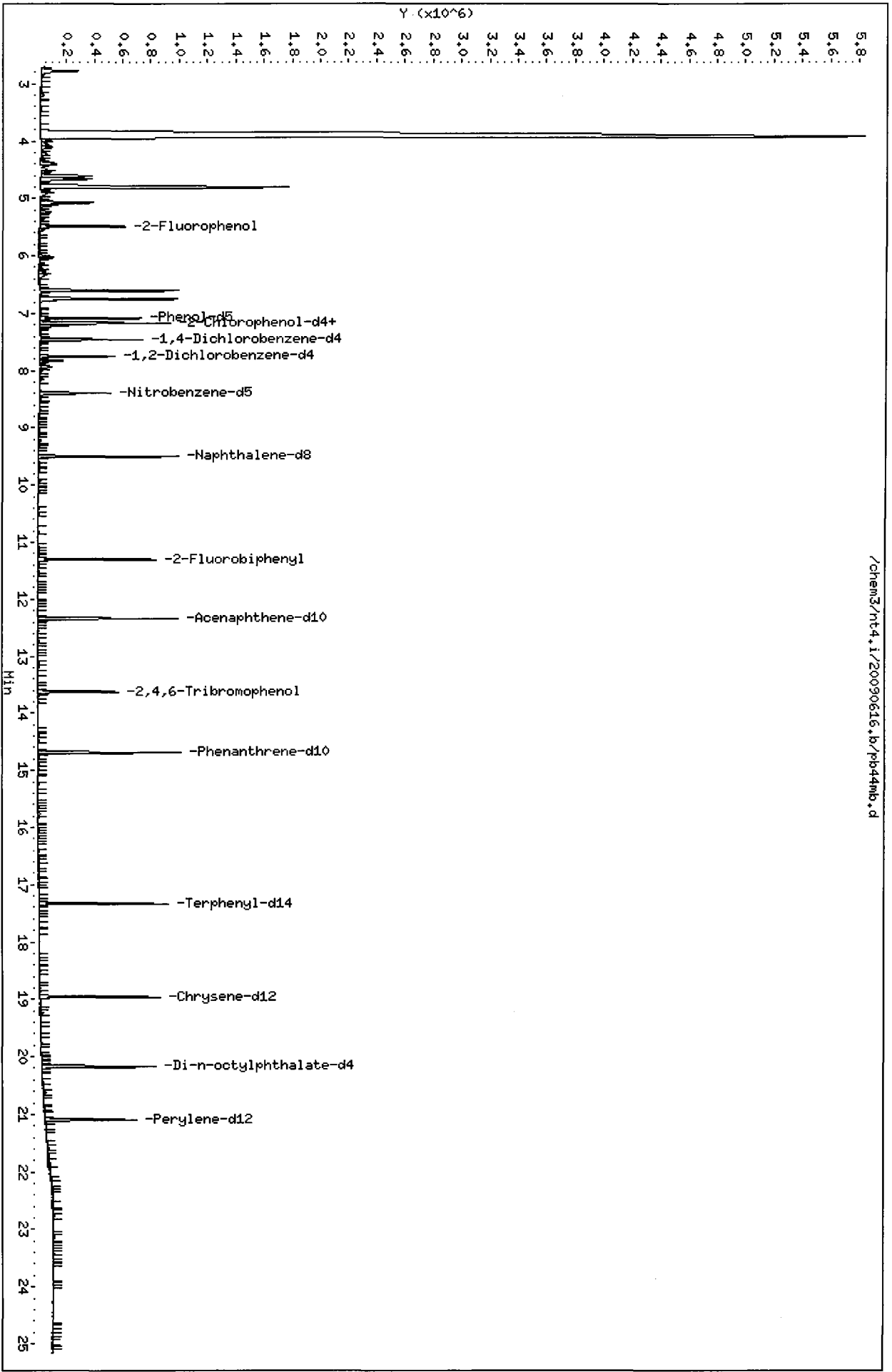
Client Name: ESC
 Sample Matrix: SOLID
 Lab Smp Id: PB44MBS1
 Level: LOW
 Data Type: MS DATA
 SpikeList File: PSDDALCS.spk
 Sublist File: PSDDAMBLCS.sub
 Method File: /chem3/nt4.i/20090616.b/SW846.m
 Misc Info: 09-12795

Client SDG: PB44
 Fraction: SV
 Client Smp ID: PB44MBS1
 Operator: LJR/VTS
 SampleType: BLANK
 Quant Type: ISTD

SURROGATE COMPOUND	CONC ADDED ug/kg	CONC RECOVERED ug/kg	% RECOVERED	LIMITS
\$ 1 2-Fluorophenol	750.0	406.3	54.17	26-100
\$ 2 Phenol-d5	750.0	449.2	59.89	10-100
\$ 5 2-Chlorophenol-d4	750.0	454.1	60.55	39-100
\$ 10 1,2-Dichlorobenzen	500.0	285.0	56.99	32-100
\$ 18 Nitrobenzene-d5	500.0	274.1	54.82	34-100
\$ 36 2-Fluorobiphenyl	500.0	297.7	59.54	39-100
\$ 55 2,4,6-Tribromophen	750.0	568.9	75.85	43-108
\$ 66 Terphenyl-d14	500.0	386.3	77.26	39-105

Client ID: PB44B51
Sample Info: PB44B51
Volume Injected (uL): 1.0
Column phase: ZB-5

Instrument: nt4.i
Operator: LJR/VTS
Column diameter: 0.32



ORGANICS ANALYSIS DATA SHEET
PSDDA Semivolatiles by SW8270D GC/MS
 Page 1 of 1

Sample ID: 3SED6-C
MATRIX SPIKE

Lab Sample ID: PB44I
 LIMS ID: 09-12795
 Matrix: Sediment
 Data Release Authorized: *[Signature]*
 Reported: 06/17/09

QC Report No: PB44-ENVIRONMENTAL SCIENCE CORP.
 Project: JELD-WEN NORD DOOR
 NA
 Date Sampled: 06/04/09
 Date Received: 06/04/09

Date Extracted: 06/10/09
 Date Analyzed: 06/16/09 19:58
 Instrument/Analyst: NT4/LJR
 GPC Cleanup: Yes

Sample Amount: 26.2 g-dry-wt
 Final Extract Volume: 0.5 mL
 Dilution Factor: 1.00
 Percent Moisture: 14.5%

CAS Number	Analyte	RL	Result
108-95-2	Phenol	19	---
541-73-1	1,3-Dichlorobenzene	19	---
106-46-7	1,4-Dichlorobenzene	19	---
100-51-6	Benzyl Alcohol	19	---
95-50-1	1,2-Dichlorobenzene	19	---
95-48-7	2-Methylphenol	19	---
106-44-5	4-Methylphenol	19	---
67-72-1	Hexachloroethane	19	---
105-67-9	2,4-Dimethylphenol	19	---
65-85-0	Benzoic Acid	190	---
120-82-1	1,2,4-Trichlorobenzene	19	---
91-20-3	Naphthalene	19	---
87-68-3	Hexachlorobutadiene	19	---
91-57-6	2-Methylnaphthalene	19	---
131-11-3	Dimethylphthalate	19	---
208-96-8	Acenaphthylene	19	---
83-32-9	Acenaphthene	19	---
132-64-9	Dibenzofuran	19	---
84-66-2	Diethylphthalate	19	---
86-73-7	Fluorene	19	---
86-30-6	N-Nitrosodiphenylamine	19	---
118-74-1	Hexachlorobenzene	19	---
87-86-5	Pentachlorophenol	95	---
85-01-8	Phenanthrene	19	---
120-12-7	Anthracene	19	---
84-74-2	Di-n-Butylphthalate	19	---
206-44-0	Fluoranthene	19	---
129-00-0	Pyrene	19	---
85-68-7	Butylbenzylphthalate	19	---
56-55-3	Benzo(a)anthracene	19	---
117-81-7	bis(2-Ethylhexyl)phthalate	19	---
218-01-9	Chrysene	19	---
117-84-0	Di-n-Octyl phthalate	19	---
205-99-2	Benzo(b)fluoranthene	19	---
207-08-9	Benzo(k)fluoranthene	19	---
50-32-8	Benzo(a)pyrene	19	---
193-39-5	Indeno(1,2,3-cd)pyrene	19	---
53-70-3	Dibenz(a,h)anthracene	19	---
191-24-2	Benzo(g,h,i)perylene	19	---
90-12-0	1-Methylnaphthalene	19	---

Reported in µg/kg (ppb)

Semivolatile Surrogate Recovery

d5-Nitrobenzene	58.8%	2-Fluorobiphenyl	65.6%
d14-p-Terphenyl	71.2%	d4-1,2-Dichlorobenzene	56.8%
d5-Phenol	68.0%	2-Fluorophenol	60.0%
2,4,6-Tribromophenol	87.2%	d4-2-Chlorophenol	69.1%

Analytical Resources, Inc.

Semivolatiles Report SW846 Method 8270D
 Data file : /chem3/nt4.i/20090616.b/pb44ims.d
 Lab Smp Id: PB44IMS Client Smp ID: 3SED6-C MS
 Inj Date : 16-JUN-2009 19:58
 Operator : LJR/VTS Inst ID: nt4.i
 Smp Info : PB44IMS
 Misc Info : 09-12795
 Comment : 1ul Injection
 Method : /chem3/nt4.i/20090616.b/SW846.m
 Meth Date : 17-Jun-2009 10:11 jeff Quant Type: ISTD
 Cal Date : 08-MAY-2009 15:22 Cal File: c800508.d
 Als bottle: 13 QC Sample: MS
 Dil Factor: 1.00000
 Integrator: HP RTE Compound Sublist: PSSDA.sub
 Target Version: 3.50

ETK
6/17/09

Concentration Formula: Amt * DF * Vt / (Ws * (100 - M) / 100) * CpndVariable

Name	Value	Description
DF	1.00000	Dilution Factor
Vt	500.00000	Volume of final extract (uL)
Ws	30.70000	Weight of sample extracted (g)
M	14.50000	% Moisture

Cpnd Variable

Local Compound Variable

Compounds	QUANT SIG	RT	EXP RT	REL RT	RESPONSE	CONCENTRATIONS	
						ON-COLUMN (ug/mL)	FINAL (ug/kg)
\$ 1 2-Fluorophenol	112	5.523	5.475	(0.738)	279005	22.5221	429.0
\$ 2 Phenol-d5	99	7.174	7.091	(0.959)	430090	25.4960	485.7
3 Phenol	94	7.197	7.114	(0.962)	324754	16.8519	321.0
\$ 5 2-Chlorophenol-d4	132	7.197	7.167	(0.962)	269459	25.8640	492.7
4 Bis(2-Chloroethyl)ether	93	7.168	7.155	(0.958)	216626	15.0901	287.4
6 2-Chlorophenol	128	7.221	7.191	(0.965)	208945	17.5756	334.8
7 1,3-Dichlorobenzene	146	7.409	7.396	(0.991)	178902	13.6478	260.0
* 8 1,4-Dichlorobenzene-d4	152	7.479	7.461	(1.000)	161684	20.0000	
9 1,4-Dichlorobenzene	146	7.503	7.484	(1.003)	187095	14.2477	271.4
\$ 10 1,2-Dichlorobenzene-d4	152	7.773	7.761	(1.039)	107982	14.1965	270.4
12 1,2-Dichlorobenzene	146	7.796	7.778	(1.042)	195627	15.8420	301.8
11 Benzyl alcohol	108	7.802	7.778	(1.043)	295042	32.1907	613.2
14 2,2'-oxybis(1-Chloropropane)	45	8.049	8.031	(1.076)	504179	29.2581	557.3 (E)
13 2-Methylphenol	108	8.078	8.037	(1.080)	226353	18.1533	345.8
17 Hexachloroethane	117	8.272	8.266	(1.106)	74635	13.0574	248.7

Compounds	QUANT SIG			REL RT	RESPONSE	CONCENTRATIONS	
	MASS	RT	EXP RT			ON- COLUMN (ug/mL)	FINAL (ug/kg)
=====	====	==	=====	=====	=====	=====	=====
16 N-Nitroso-di-n-propylamine	70	8.278	8.254	(1.107)	174101	15.4843	295.0 (M)
15 4-Methylphenol	108	8.313	8.272	(1.112)	471356	36.2965	691.4
\$ 18 Nitrobenzene-d5	82	8.419	8.401	(0.885)	242822	14.7254	280.5
19 Nitrobenzene	77	8.448	8.430	(0.888)	259295	15.7074	299.2
20 Isophorone	82	8.848	8.824	(0.930)	493691	16.8090	320.2
21 2-Nitrophenol	139	8.966	8.947	(0.942)	105096	15.8980	302.8
22 2,4-Dimethylphenol	107	9.118	9.100	(0.958)	216811	15.2502	290.5
23 Bis(2-Chloroethoxy)methane	93	9.242	9.235	(0.971)	263142	15.8360	301.7
24 Benzoic acid	105	9.471	9.435	(0.995)	613729	58.0792	1106
25 2,4-Dichlorophenol	162	9.371	9.347	(0.985)	184787	19.6194	373.7
26 1,2,4-Trichlorobenzene	180	9.471	9.459	(0.995)	183184	17.1015	325.8
* 27 Naphthalene-d8	136	9.518	9.506	(1.000)	581110	20.0000	
28 Naphthalene	128	9.547	9.535	(1.003)	544208	16.4553	313.5
29 4-Chloroaniline	127	9.759	9.700	(1.025)	57850	4.22852	80.55 (RM)
30 Hexachlorobutadiene	225	9.870	9.864	(1.037)	100830	18.6086	354.5
31 4-Chloro-3-methylphenol	107	10.570	10.540	(1.110)	244544	20.7638	395.5
32 2-Methylnaphthalene	141	10.669	10.657	(1.121)	321758	17.4723	332.8
33 Hexachlorocyclopentadiene	237	11.045	11.039	(0.894)	75998	11.5536	220.1
34 2,4,6-Trichlorophenol	196	11.204	11.186	(0.906)	150988	20.4962	390.4
35 2,4,5-Trichlorophenol	196	11.275	11.245	(0.912)	162506	20.8755	397.7
\$ 36 2-Fluorobiphenyl	172	11.316	11.309	(0.915)	433788	16.3977	312.4
37 2-Chloronaphthalene	162	11.439	11.427	(0.925)	393228	17.7804	338.7
38 2-Nitroaniline	65	11.692	11.674	(0.946)	176653	18.7925	358.0
39 Dimethylphthalate	163	12.074	12.067	(0.977)	495215	19.9240	379.5
40 Acenaphthylene	152	12.109	12.097	(0.980)	636647	17.4366	332.1
41 2,6-Dinitrotoluene	165	12.162	12.150	(0.984)	107430	18.8199	358.5
* 42 Acenaphthene-d10	164	12.362	12.344	(1.000)	349005	20.0000	
43 3-Nitroaniline	138	12.367	12.349	(1.000)	131416	22.8241	434.8
44 Acenaphthene	153	12.414	12.396	(1.004)	403680	18.1851	346.4
45 2,4-Dinitrophenol	184	12.550	12.520	(1.015)	146403	45.3683	864.2
46 Dibenzofuran	168	12.673	12.661	(1.025)	597622	19.2206	366.1
47 4-Nitrophenol	109	12.749	12.714	(1.031)	104131	23.7407	452.2
48 2,4-Dinitrotoluene	165	12.790	12.767	(1.035)	150282	19.7426	376.1
50 Diethylphthalate	149	13.219	13.213	(1.069)	551865	21.3520	406.7
49 Fluorene	166	13.225	13.207	(1.070)	527101	21.5172	409.9
51 4-Chlorophenyl-phenylether	204	13.261	13.248	(1.073)	238539	20.5789	392.0
52 4-Nitroaniline	138	13.354	13.348	(1.080)	82778	13.7213	261.4
53 4,6-Dinitro-2-methylphenol	198	13.449	13.425	(0.914)	223279	47.9774	913.9
54 N-Nitrosodiphenylamine	169	13.478	13.466	(0.916)	353947	19.2444	366.6
\$ 55 2,4,6-Tribromophenol	330	13.654	13.636	(1.105)	105418	32.6955	622.8
56 4-Bromophenyl-phenylether	248	14.036	14.024	(0.954)	135568	20.7257	394.8
57 Hexachlorobenzene	284	14.248	14.230	(0.968)	150994	22.2329	423.5
58 Pentachlorophenol	266	14.559	14.535	(0.989)	48815	11.3009	215.3
* 59 Phenanthrene-d10	188	14.718	14.694	(1.000)	566306	20.0000	
60 Phenanthrene	178	14.753	14.735	(1.002)	760129	21.0317	400.6
61 Anthracene	178	14.823	14.805	(1.007)	708211	19.3039	367.7
62 Carbazole	167	15.123	15.105	(1.028)	664264	21.3965	407.6

Compounds	QUANT SIG				RESPONSE	CONCENTRATIONS	
	MASS	RT	EXP RT	REL RT		ON-COLUMN (ug/mL)	FINAL (ug/kg)
=====	====	==	=====	=====	=====	=====	=====
63 Di-n-butylphthalate	149	15.863	15.845	(1.078)	805487	20.0912	382.7
64 Fluoranthene	202	16.674	16.650	(1.133)	763914	21.3149	406.0
65 Pyrene	202	17.021	16.997	(0.896)	766279	18.1826	346.4
\$ 66 Terphenyl-d14	244	17.362	17.338	(0.914)	446869	17.7674	338.4
67 Butylbenzylphthalate	149	18.255	18.242	(0.961)	359211	18.3238	349.0
68 Benzo(a)anthracene	228	18.977	18.948	(0.999)	704940	20.8632	397.4
* 69 Chrysene-d12	240	19.001	18.977	(1.000)	489493	20.0000	416.9
70 3,3'-Dichlorobenzidine	252	19.001	18.977	(1.000)	250169	21.8837	416.9
71 Chrysene	228	19.042	19.018	(1.002)	695122	21.0373	400.7
72 bis(2-Ethylhexyl)phthalate	149	19.265	19.247	(0.954)	492282	19.1708	365.2
* 134 Di-n-octylphthalate-d4	153	20.199	20.181	(1.000)	793981	20.0000	374.4
73 Di-n-octylphthalate	149	20.211	20.187	(1.001)	853705	19.6556	418.2
74 Benzo(b)fluoranthene	252	20.628	20.593	(0.976)	724042	21.9550	434.4
75 Benzo(k)fluoranthene	252	20.658	20.628	(0.977)	778184	22.8024	393.3
76 Benzo(a)pyrene	252	21.063	21.027	(0.996)	608640	20.6473	408.7
* 77 Perylene-d12	264	21.145	21.110	(1.000)	471962	20.0000	420.6
78 Indeno(1,2,3-cd)pyrene	276	22.520	22.467	(1.065)	794224	21.4556	380.8
79 Dibenzo(a,h)anthracene	278	22.544	22.496	(1.066)	666322	22.0784	12.54 (RMH)
80 Benzo(g,h,i)perylene	276	22.855	22.802	(1.081)	668668	19.9896	366.5
90 N-Nitrosodimethylamine	74	Compound Not Detected.					355.9
91 Aniline	93	7.044	7.020	(0.942)	14547	0.65844	
93 Benzidine	184	Compound Not Detected.					
103 Pyridine	79	Compound Not Detected.					
105 1-methylnaphthalene	141	10.840	10.822	(1.139)	338646	19.2416	
111 Azobenzene (1,2-DP-Hydrazine)	77	13.513	13.501	(1.093)	629215	18.6825	

QC Flag Legend

R - Spike/Surrogate failed recovery limits.
 M - Compound response manually integrated.
 H - Operator selected an alternate compound hit.

Analytical Resources, Inc.

INTERNAL STANDARD COMPOUNDS
 AREA AND RT SUMMARY

Instrument ID: nt4.i
 Lab File ID: pb44ims.d
 Lab Smp Id: PB44IMS
 Analysis Type: SV
 Quant Type: ISTD
 Operator: LJR/VTS
 Method File: /chem3/nt4.i/20090616.b/SW846.m
 Misc Info: 09-12795

Calibration Date: 16-JUN-2009
 Calibration Time: 13:06
 Client Smp ID: 3SED6-C MS
 Level: LOW
 Sample Type: Sediment

Test Mode:
 Use Initial Calibration Level 4.

COMPOUND	STANDARD	AREA LIMIT		SAMPLE	%DIFF
		LOWER	UPPER		
8 1,4-Dichlorobenze	180629	90314	361258	161684	-10.49
27 Naphthalene-d8	633172	316586	1266344	581110	-8.22
42 Acenaphthene-d10	336916	168458	673832	349005	3.59
59 Phenanthrene-d10	514258	257129	1028516	566306	10.12
69 Chrysene-d12	376875	188438	753750	489493	29.88
134 Di-n-octylphthala	640574	320287	1281148	793981	23.95
77 Perylene-d12	383864	191932	767728	471962	22.95

COMPOUND	STANDARD	RT LIMIT		SAMPLE	%DIFF
		LOWER	UPPER		
8 1,4-Dichlorobenze	7.46	6.96	7.96	7.48	0.24
27 Naphthalene-d8	9.51	9.01	10.01	9.52	0.13
42 Acenaphthene-d10	12.34	11.84	12.84	12.36	0.15
59 Phenanthrene-d10	14.69	14.19	15.19	14.72	0.16
69 Chrysene-d12	18.98	18.48	19.48	19.00	0.13
134 Di-n-octylphthala	20.18	19.68	20.68	20.20	0.09
77 Perylene-d12	21.11	20.61	21.61	21.15	0.17

AREA UPPER LIMIT = +100% of internal standard area.
 AREA LOWER LIMIT = - 50% of internal standard area.
 RT UPPER LIMIT = + 0.50 minutes of internal standard RT.
 RT LOWER LIMIT = - 0.50 minutes of internal standard RT.

Analytical Resources, Inc.

RECOVERY REPORT

Client Name: ESC
 Sample Matrix: SOLID
 Lab Smp Id: PB44IMS
 Level: LOW
 Data Type: MS DATA
 SpikeList File: PSDDALCS.spk
 Sublist File: PSDDA.sub
 Method File: /chem3/nt4.i/20090616.b/SW846.m
 Misc Info: 09-12795

Client SDG: PB44
 Fraction: SV
 Client Smp ID: 3SED6-C MS
 Operator: LJR/VTS
 SampleType: MS
 Quant Type: ISTD

SPIKE COMPOUND	CONC ADDED ug/kg	CONC RECOVERED ug/kg	% RECOVERED	LIMITS
3 Phenol	476.2	321.0	67.41	31-102
4 Bis(2-Chloroethyl)	476.2	287.4	60.36	30-100
6 2-Chlorophenol	476.2	334.8	70.30	36-100
7 1,3-Dichlorobenzen	476.2	260.0	54.59	32-100
9 1,4-Dichlorobenzen	476.2	271.4	56.99	33-100
11 Benzyl alcohol	952.4	613.2	64.38	10-100
12 1,2-Dichlorobenzen	476.2	301.8	63.37	34-100
13 2-Methylphenol	476.2	345.8	72.61	34-100
14 2,2'-oxybis(1-Chlo	476.2	557.3	117.03*	29-100
15 4-Methylphenol	952.4	691.4	72.59	39-100
16 N-Nitroso-di-n-pro	476.2	295.0	61.94	32-100
17 Hexachloroethane	476.2	248.7	52.23	29-100
19 Nitrobenzene	476.2	299.2	62.83	28-100
20 Isophorone	476.2	320.2	67.24	46-100
21 2-Nitrophenol	476.2	302.8	63.59	37-100
22 2,4-Dimethylphenol	476.2	290.5	61.00	19-100
23 Bis(2-Chloroethoxy	476.2	301.7	63.34	38-100
24 Benzoic acid	1429	1106	77.44	21-123
25 2,4-Dichlorophenol	476.2	373.7	78.48	39-100
26 1,2,4-Trichloroben	476.2	325.8	68.41	36-100
28 Naphthalene	476.2	313.5	65.82	37-100
29 4-Chloroaniline	1143	80.55	7.05*	10-100
30 Hexachlorobutadien	476.2	354.5	74.43	33-100
31 4-Chloro-3-methylp	476.2	395.5	83.06	42-102
32 2-Methylnaphthalen	476.2	332.8	69.89	41-100
33 Hexachlorocyclopen	1429	220.1	15.40	15-104
34 2,4,6-Trichlorophe	476.2	390.4	81.98	42-100
35 2,4,5-Trichlorophe	476.2	397.7	83.50	43-100
37 2-Chloronaphthalen	476.2	338.7	71.12	36-100
38 2-Nitroaniline	476.2	358.0	75.17	41-100
39 Dimethylphthalate	476.2	379.5	79.70	48-100
40 Acenaphthylene	476.2	332.1	69.75	42-100
41 2,6-Dinitrotoluene	476.2	358.5	75.28	44-106

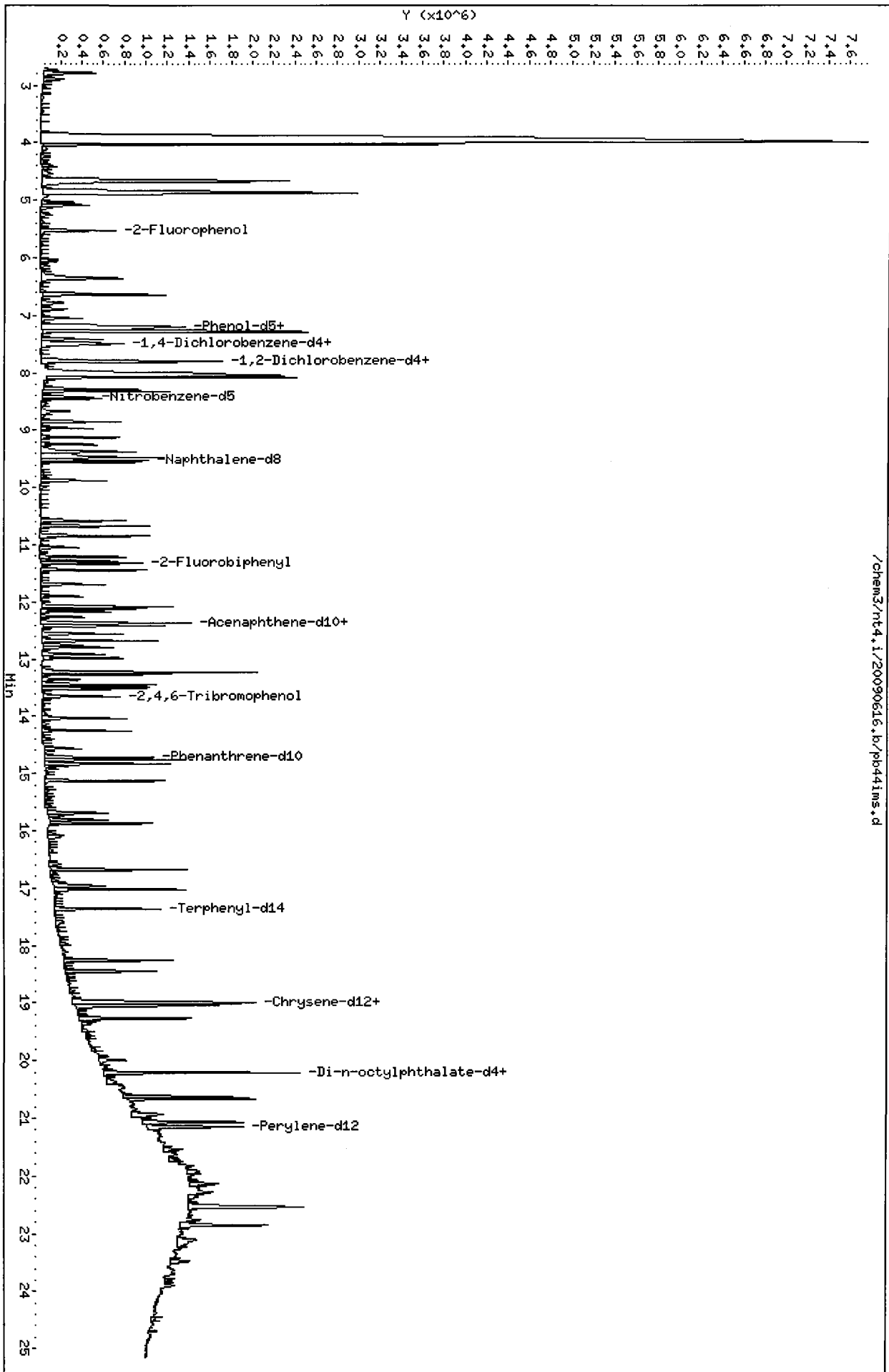
SPIKE COMPOUND	CONC ADDED ug/kg	CONC RECOVERED ug/kg	% RECOVERED	LIMITS
43 3-Nitroaniline	1219	434.8	35.66	15-108
44 Acenaphthene	476.2	346.4	72.74	38-100
45 2,4-Dinitrophenol	1429	864.2	60.49	20-140
46 Dibenzofuran	476.2	366.1	76.88	45-100
47 4-Nitrophenol	476.2	452.2	94.96	21-108
48 2,4-Dinitrotoluene	476.2	376.1	78.97	48-111
49 Fluorene	476.2	409.9	86.07	45-100
50 Diethylphthalate	476.2	406.7	85.41	48-102
51 4-Chlorophenyl-phe	476.2	392.0	82.32	45-100
52 4-Nitroaniline	476.2	261.4	54.89	25-100
53 4,6-Dinitro-2-meth	1429	913.9	63.97	23-115
54 N-Nitrosodiphenyla	476.2	366.6	76.98	50-128
56 4-Bromophenyl-phen	476.2	394.8	82.90	45-100
57 Hexachlorobenzene	476.2	423.5	88.93	44-101
58 Pentachlorophenol	476.2	215.3	45.20	35-105
60 Phenanthrene	476.2	400.6	84.13	45-100
61 Anthracene	476.2	367.7	77.22	43-100
62 Carbazole	476.2	407.6	85.59	51-106
63 Di-n-butylphthalat	476.2	382.7	80.36	51-109
64 Fluoranthene	476.2	406.0	85.26	52-107
65 Pyrene	476.2	346.4	72.73	41-113
67 Butylbenzylphthala	476.2	349.0	73.30	40-118
68 Benzo(a)anthracene	476.2	397.4	83.45	44-106
70 3,3'-Dichlorobenzi	1219	416.9	34.19	10-100
71 Chrysene	476.2	400.7	84.15	48-102
72 bis(2-Ethylhexyl)p	476.2	365.2	76.68	38-125
73 Di-n-octylphthalat	476.2	374.4	78.62	29-116
74 Benzo(b)fluoranthene	476.2	418.2	87.82	49-112
75 Benzo(k)fluoranthene	476.2	434.4	91.21	48-116
76 Benzo(a)pyrene	476.2	393.3	82.59	41-100
78 Indeno(1,2,3-cd)py	476.2	408.7	85.82	29-117
79 Dibenzo(a,h)anthra	476.2	420.6	88.31	34-117
80 Benzo(g,h,i)perylene	476.2	380.8	79.96	24-122
91 Aniline	1162	12.54	1.08*	10-100
111 Azobenzene (1,2-DP	476.2	355.9	74.73	44-101
90 N-Nitrosodimethyl	476.2	0.000	*	25-100
105 1-methylnaphthalen	476.2	366.5	76.97	40-100
103 Pyridine	476.2	0.000	*	10-100

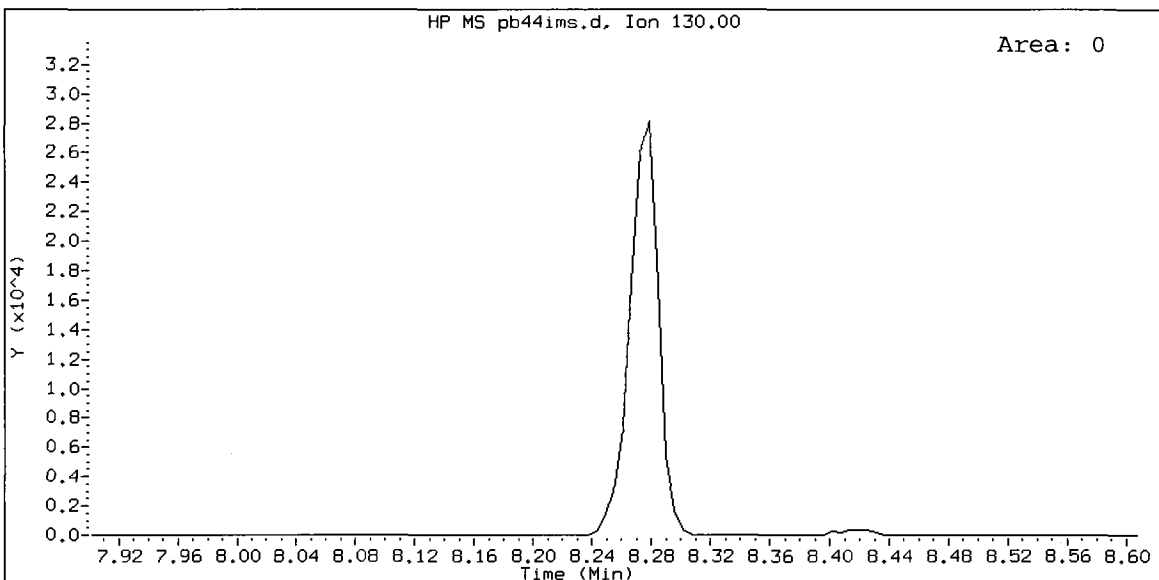
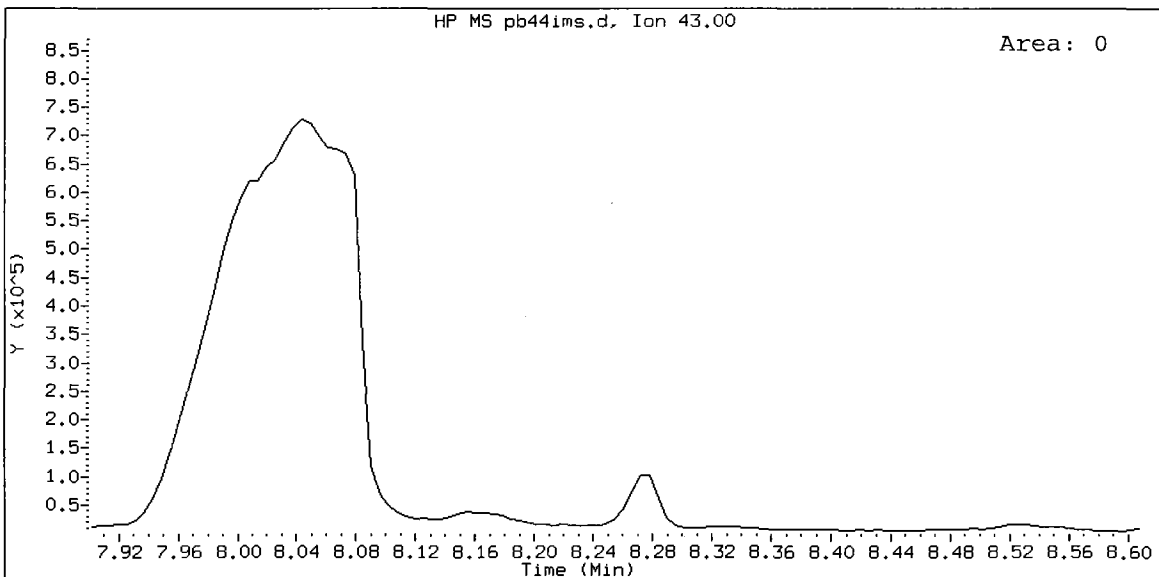
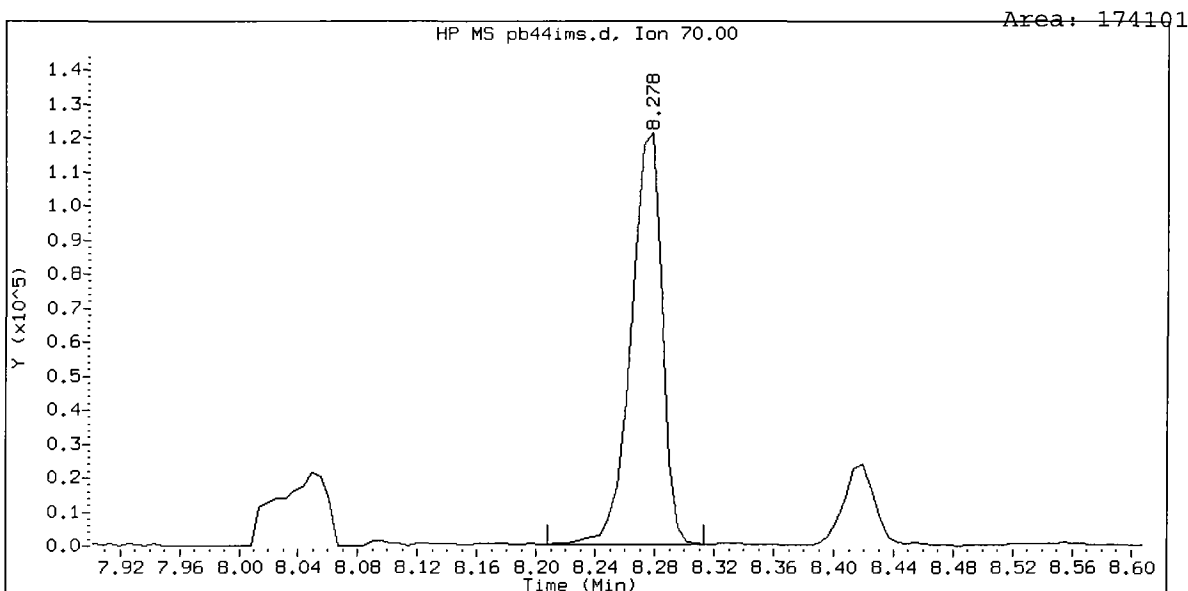
OK

SURROGATE COMPOUND	CONC ADDED ug/kg	CONC RECOVERED ug/kg	% RECOVERED	LIMITS
\$ 1 2-Fluorophenol	714.3	429.0	60.06	21-100
\$ 2 Phenol-d5	714.3	485.7	67.99	10-100

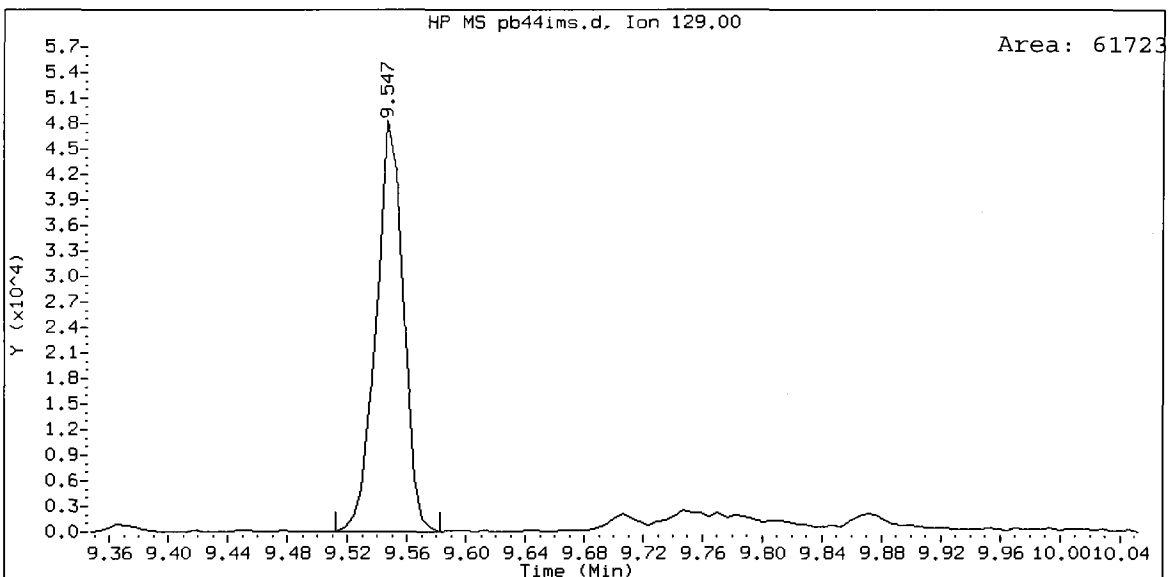
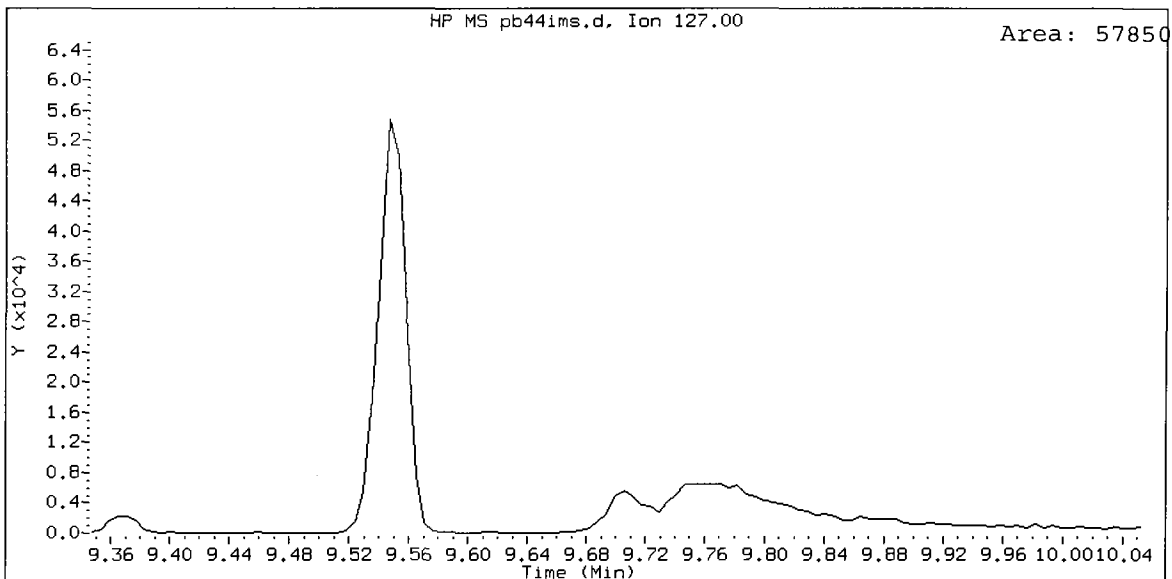
SURROGATE COMPOUND	CONC ADDED ug/kg	CONC RECOVERED ug/kg	% RECOVERED	LIMITS
\$ 5 2-Chlorophenol-d4	714.3	492.7	68.97	30-100
\$ 10 1,2-Dichlorobenzen	476.2	270.4	56.79	24-100
\$ 18 Nitrobenzene-d5	476.2	280.5	58.90	26-100
\$ 36 2-Fluorobiphenyl	476.2	312.4	65.59	32-100
\$ 55 2,4,6-Tribromophen	714.3	622.8	87.19	33-118
\$ 66 Terphenyl-d14	476.2	338.4	71.07	21-97

/chem3/nt4.1/20090616.b/pb44ims.d

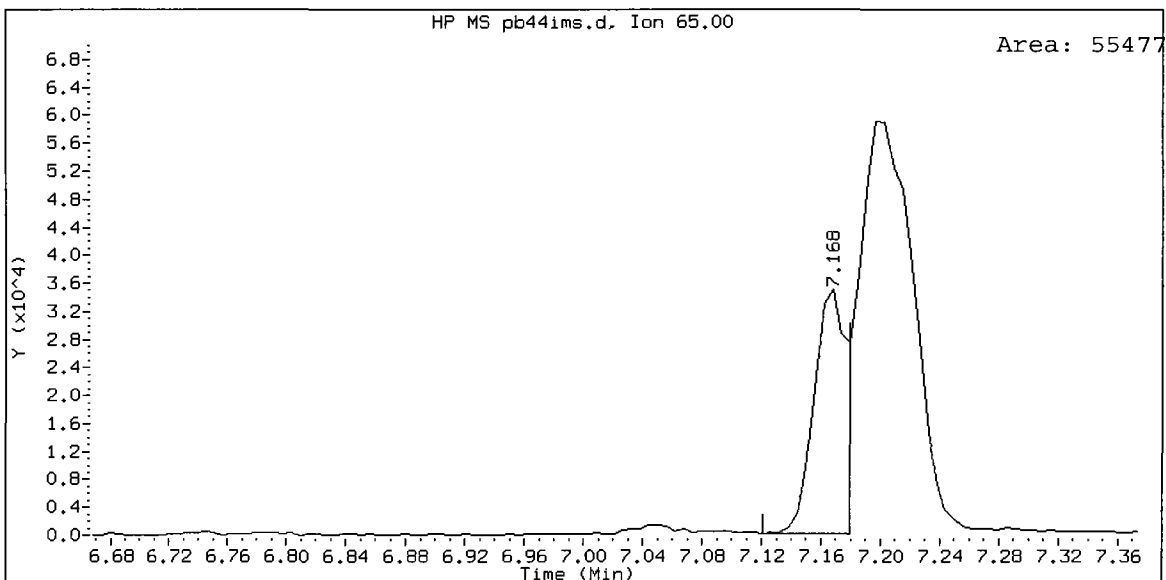
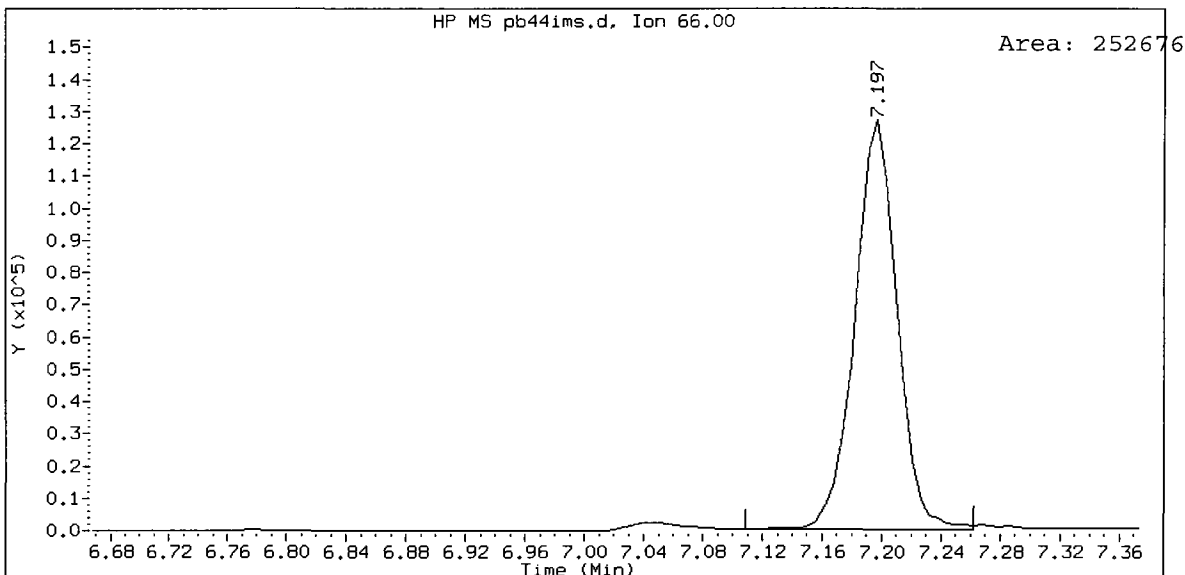
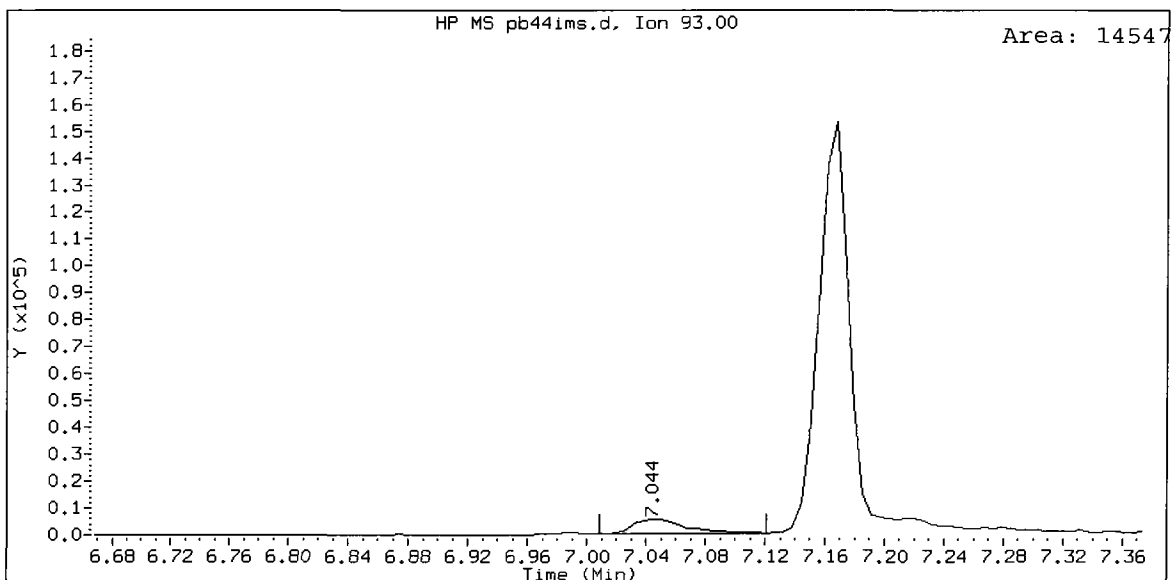




PB44IMS, /chem3/nt4.i/20090616.b/pb44ims.d
4-Chloroaniline Amount: 4.23



PB44IMS, /chem3/nt4.i/20090616.b/pb44ims.d
Aniline Amount: 0.66



ORGANICS ANALYSIS DATA SHEET
PSDDA Semivolatiles by SW8270D GC/MS
 Page 1 of 1

Sample ID: 3SED6-C
MATRIX SPIKE DUPLICATE

Lab Sample ID: PB44I
 LIMS ID: 09-12795
 Matrix: Sediment
 Data Release Authorized: *[Signature]*
 Reported: 06/17/09

QC Report No: PB44-ENVIRONMENTAL SCIENCE CORP.
 Project: JELD-WEN NORD DOOR
 NA
 Date Sampled: 06/04/09
 Date Received: 06/04/09

Date Extracted: 06/10/09
 Date Analyzed: 06/16/09 20:33
 Instrument/Analyst: NT4/LJR
 GPC Cleanup: Yes

Sample Amount: 25.8 g-dry-wt
 Final Extract Volume: 0.5 mL
 Dilution Factor: 1.00
 Percent Moisture: 14.5%

CAS Number	Analyte	RL	Result
108-95-2	Phenol	19	---
541-73-1	1,3-Dichlorobenzene	19	---
106-46-7	1,4-Dichlorobenzene	19	---
100-51-6	Benzyl Alcohol	19	---
95-50-1	1,2-Dichlorobenzene	19	---
95-48-7	2-Methylphenol	19	---
106-44-5	4-Methylphenol	19	---
67-72-1	Hexachloroethane	19	---
105-67-9	2,4-Dimethylphenol	19	---
65-85-0	Benzoic Acid	190	---
120-82-1	1,2,4-Trichlorobenzene	19	---
91-20-3	Naphthalene	19	---
87-68-3	Hexachlorobutadiene	19	---
91-57-6	2-Methylnaphthalene	19	---
131-11-3	Dimethylphthalate	19	---
208-96-8	Acenaphthylene	19	---
83-32-9	Acenaphthene	19	---
132-64-9	Dibenzofuran	19	---
84-66-2	Diethylphthalate	19	---
86-73-7	Fluorene	19	---
86-30-6	N-Nitrosodiphenylamine	19	---
118-74-1	Hexachlorobenzene	19	---
87-86-5	Pentachlorophenol	97	---
85-01-8	Phenanthrene	19	---
120-12-7	Anthracene	19	---
84-74-2	Di-n-Butylphthalate	19	---
206-44-0	Fluoranthene	19	---
129-00-0	Pyrene	19	---
85-68-7	Butylbenzylphthalate	19	---
56-55-3	Benzo(a)anthracene	19	---
117-81-7	bis(2-Ethylhexyl)phthalate	19	---
218-01-9	Chrysene	19	---
117-84-0	Di-n-Octyl phthalate	19	---
205-99-2	Benzo(b)fluoranthene	19	---
207-08-9	Benzo(k)fluoranthene	19	---
50-32-8	Benzo(a)pyrene	19	---
193-39-5	Indeno(1,2,3-cd)pyrene	19	---
53-70-3	Dibenz(a,h)anthracene	19	---
191-24-2	Benzo(g,h,i)perylene	19	---
90-12-0	1-Methylnaphthalene	19	---

Reported in µg/kg (ppb)

Semivolatile Surrogate Recovery

d5-Nitrobenzene	58.4%	2-Fluorobiphenyl	64.0%
d14-p-Terphenyl	71.6%	d4-1,2-Dichlorobenzene	52.8%
d5-Phenol	67.7%	2-Fluorophenol	57.9%
2,4,6-Tribromophenol	87.2%	d4-2-Chlorophenol	67.2%

Analytical Resources, Inc.

Semivolatiles Report SW846 Method 8270D

Data file : /chem3/nt4.i/20090616.b/pb44imd.d
 Lab Smp Id: PB44IMSD Client Smp ID: 3SED6-C MSD
 Inj Date : 16-JUN-2009 20:33
 Operator : LJR/VTS Inst ID: nt4.i
 Smp Info : PB44IMSD
 Misc Info : 09-12795
 Comment : 1ul Injection
 Method : /chem3/nt4.i/20090616.b/SW846.m
 Meth Date : 17-Jun-2009 10:11 jeff Quant Type: ISTD
 Cal Date : 08-MAY-2009 15:22 Cal File: c800508.d
 Als bottle: 14 QC Sample: MSD
 Dil Factor: 1.00000
 Integrator: HP RTE Compound Sublist: PSDDA.sub
 Target Version: 3.50

LJR
6/17/09

Concentration Formula: Amt * DF * Vt / (Ws * (100 - M) / 100) * CpndVariable

Name	Value	Description
DF	1.00000	Dilution Factor
Vt	500.00000	Volume of final extract (uL)
Ws	30.20000	Weight of sample extracted (g)
M	14.50000	% Moisture

Cpnd Variable

Local Compound Variable

Compounds	QUANT SIG	RT	EXP RT	REL RT	RESPONSE	CONCENTRATIONS	
						ON-COLUMN (ug/mL)	FINAL (ug/kg)
\$ 1 2-Fluorophenol	112	5.521	5.475	(0.738)	262957	21.6778	419.8
\$ 2 Phenol-d5	99	7.172	7.091	(0.959)	418904	25.3607	491.1
3 Phenol	94	7.189	7.114	(0.961)	310010	16.4287	318.1
\$ 5 2-Chlorophenol-d4	132	7.195	7.167	(0.962)	256989	25.1913	487.8
4 Bis(2-Chloroethyl) ether	93	7.166	7.155	(0.958)	200949	14.2955	276.8
6 2-Chlorophenol	128	7.225	7.191	(0.966)	204548	17.5714	340.3
7 1,3-Dichlorobenzene	146	7.413	7.396	(0.991)	170433	13.2781	257.1
* 8 1,4-Dichlorobenzene-d4	152	7.477	7.461	(1.000)	158319	20.0000	
9 1,4-Dichlorobenzene	146	7.507	7.484	(1.004)	183036	14.2349	275.6
\$ 10 1,2-Dichlorobenzene-d4	152	7.771	7.761	(1.039)	98158	13.1792	255.2
12 1,2-Dichlorobenzene	146	7.795	7.778	(1.042)	187081	15.4720	299.6
11 Benzyl alcohol	108	7.801	7.778	(1.043)	281687	31.3868	607.8
14 2,2'-oxybis(1-Chloropropane)	45	8.047	8.031	(1.076)	226783	13.4402	260.3
13 2-Methylphenol	108	8.065	8.037	(1.079)	206554	16.9175	327.6
17 Hexachloroethane	117	8.276	8.266	(1.107)	71780	12.8248	248.3

Compounds	QUANT SIG				RESPONSE	CONCENTRATIONS	
	MASS	RT	EXP RT	REL RT		ON-COLUMN (ug/mL)	FINAL (ug/kg)
16 N-Nitroso-di-n-propylamine	70	8.265	8.254	(1.105)	169698	15.4135	298.5
15 4-Methylphenol	108	8.312	8.272	(1.112)	459228	36.1142	699.3
\$ 18 Nitrobenzene-d5	82	8.417	8.401	(0.885)	234279	14.6005	282.7
19 Nitrobenzene	77	8.441	8.430	(0.887)	247996	15.4387	299.0
20 Isophorone	82	8.840	8.824	(0.929)	463096	16.2037	313.8
21 2-Nitrophenol	139	8.964	8.947	(0.942)	99045	15.3973	298.2
22 2,4-Dimethylphenol	107	9.117	9.100	(0.958)	210613	15.2242	294.8
23 Bis(2-Chloroethoxy)methane	93	9.240	9.235	(0.971)	251362	15.5457	301.0
24 Benzoic acid	105	9.440	9.435	(0.992)	412661	40.1322	777.1
25 2,4-Dichlorophenol	162	9.369	9.347	(0.985)	177161	19.3302	374.3
26 1,2,4-Trichlorobenzene	180	9.469	9.459	(0.995)	172304	16.5310	320.1
* 27 Naphthalene-d8	136	9.516	9.506	(1.000)	565461	20.0000	316.7
28 Naphthalene	128	9.551	9.535	(1.004)	526337	16.3554	316.7
29 4-Chloroaniline	127	9.728	9.700	(1.022)	90713	6.81413	131.9 (M)
30 Hexachlorobutadiene	225	9.875	9.864	(1.038)	95313	18.0772	350.0
31 4-Chloro-3-methylphenol	107	10.568	10.540	(1.111)	239391	20.8888	404.5
32 2-Methylnaphthalene	141	10.668	10.657	(1.121)	315783	17.6224	341.2
33 Hexachlorocyclopentadiene	237	11.044	11.039	(0.893)	97425	15.1128	292.6
34 2,4,6-Trichlorophenol	196	11.202	11.186	(0.906)	143141	19.8269	383.9
35 2,4,5-Trichlorophenol	196	11.273	11.245	(0.912)	158573	20.7853	402.5
\$ 36 2-Fluorobiphenyl	172	11.320	11.309	(0.915)	415135	16.0123	310.1
37 2-Chloronaphthalene	162	11.437	11.427	(0.925)	385483	17.7854	344.4
38 2-Nitroaniline	65	11.690	11.674	(0.945)	174668	18.9600	367.1
39 Dimethylphthalate	163	12.078	12.067	(0.977)	494052	20.2822	392.7
40 Acenaphthylene	152	12.107	12.097	(0.979)	641896	17.9385	347.4
41 2,6-Dinitrotoluene	165	12.160	12.150	(0.983)	107498	19.2155	372.1
* 42 Acenaphthene-d10	164	12.366	12.344	(1.000)	342036	20.0000	653.5
43 3-Nitroaniline	138	12.372	12.349	(1.000)	190437	33.7486	653.5
44 Acenaphthene	153	12.413	12.396	(1.004)	396790	18.2390	353.2
45 2,4-Dinitrophenol	184	12.548	12.520	(1.015)	152817	48.3208	935.7
46 Dibenzofuran	168	12.671	12.661	(1.025)	582142	19.1042	369.9
47 4-Nitrophenol	109	12.748	12.714	(1.031)	101554	23.6250	457.5
48 2,4-Dinitrotoluene	165	12.789	12.767	(1.034)	150171	20.1299	389.8
50 Diethylphthalate	149	13.224	13.213	(1.069)	537499	21.2199	410.9
49 Fluorene	166	13.224	13.207	(1.069)	520313	21.6729	419.7
51 4-Chlorophenyl-phenylether	204	13.265	13.248	(1.073)	236253	20.7969	402.7
52 4-Nitroaniline	138	13.353	13.348	(1.080)	89649	15.1630	293.6
53 4,6-Dinitro-2-methylphenol	198	13.453	13.425	(0.914)	236761	51.6017	999.2
54 N-Nitrosodiphenylamine	169	13.476	13.466	(0.916)	353483	19.4939	377.5
\$ 55 2,4,6-Tribromophenol	330	13.652	13.636	(1.104)	103386	32.7186	633.6
56 4-Bromophenyl-phenylether	248	14.034	14.024	(0.954)	132779	20.5895	398.7
57 Hexachlorobenzene	284	14.246	14.230	(0.968)	143330	21.4062	414.5
58 Pentachlorophenol	266	14.557	14.535	(0.989)	47830	11.2312	217.5
* 59 Phenanthrene-d10	188	14.716	14.694	(1.000)	558324	20.0000	407.8
60 Phenanthrene	178	14.751	14.735	(1.002)	750342	21.0577	407.8
61 Anthracene	178	14.822	14.805	(1.007)	718550	19.8657	384.7
62 Carbazole	167	15.121	15.105	(1.028)	640624	20.9300	405.3

Compounds	QUANT SIG				RESPONSE	CONCENTRATIONS	
	MASS	RT	EXP RT	REL RT		ON-COLUMN (ug/mL)	FINAL (ug/kg)
63 Di-n-butylphthalate	149	15.862	15.845	(1.078)	795012	20.1134	389.5
64 Fluoranthene	202	16.672	16.650	(1.133)	748266	21.1768	410.1
65 Pyrene	202	17.019	16.997	(0.896)	745310	18.1393	351.3
\$ 66 Terphenyl-d14	244	17.360	17.338	(0.914)	439218	17.9117	346.8
67 Butylbenzylphthalate	149	18.253	18.242	(0.961)	341533	17.8695	346.0
68 Benzo(a)anthracene	228	18.976	18.948	(0.999)	684393	20.7753	402.3
* 69 Chrysene-d12	240	18.999	18.977	(1.000)	477236	20.0000	
70 3,3'-Dichlorobenzidine	252	19.005	18.977	(1.000)	315776	28.3321	548.6
71 Chrysene	228	19.040	19.018	(1.002)	667466	20.7191	401.2
72 bis(2-Ethylhexyl)phthalate	149	19.264	19.247	(0.954)	462160	18.8207	364.4
* 134 Di-n-octylphthalate-d4	153	20.198	20.181	(1.000)	759264	20.0000	
73 Di-n-octylphthalate	149	20.209	20.187	(1.001)	805081	19.3836	375.3
74 Benzo(b)fluoranthene	252	20.627	20.593	(0.976)	687426	21.5718	417.7
75 Benzo(k)fluoranthene	252	20.656	20.628	(0.977)	753623	22.8530	442.5
76 Benzo(a)pyrene	252	21.061	21.027	(0.996)	601674	21.1229	409.0
* 77 Perylene-d12	264	21.144	21.110	(1.000)	456055	20.0000	
78 Indeno(1,2,3-cd)pyrene	276	22.513	22.467	(1.065)	764614	21.3762	413.9
79 Dibenzo(a,h)anthracene	278	22.536	22.496	(1.066)	651059	22.3251	432.3
80 Benzo(g,h,i)perylene	276	22.853	22.802	(1.081)	634402	19.6267	380.1
90 N-Nitrosodimethylamine	74	Compound Not Detected.					
91 Aniline	93	7.043	7.020	(0.942)	35342	1.63369	31.63 (R)
93 Benzidine	184	Compound Not Detected.					
103 Pyridine	79	Compound Not Detected.					
105 1-methylnaphthalene	141	10.838	10.822	(1.139)	327160	19.1035	369.9
111 Azobenzene (1,2-DP-Hydrazine)	77	13.511	13.501	(1.093)	620711	18.8055	364.2

QC Flag Legend

R - Spike/Surrogate failed recovery limits.
 M - Compound response manually integrated.

Analytical Resources, Inc.

INTERNAL STANDARD COMPOUNDS
 AREA AND RT SUMMARY

Instrument ID: nt4.i
 Lab File ID: pb44imd.d
 Lab Smp Id: PB44IMSD
 Analysis Type: SV
 Quant Type: ISTD
 Operator: LJR/VTS
 Method File: /chem3/nt4.i/20090616.b/SW846.m
 Misc Info: 09-12795

Calibration Date: 16-JUN-2009
 Calibration Time: 13:06
 Client Smp ID: 3SED6-C MSD
 Level: LOW
 Sample Type: Sediment

Test Mode:
 Use Initial Calibration Level 4.

COMPOUND	STANDARD	AREA LIMIT		SAMPLE	%DIFF
		LOWER	UPPER		
8 1,4-Dichlorobenze	180629	90314	361258	158319	-12.35
27 Naphthalene-d8	633172	316586	1266344	565461	-10.69
42 Acenaphthene-d10	336916	168458	673832	342036	1.52
59 Phenanthrene-d10	514258	257129	1028516	558324	8.57
69 Chrysene-d12	376875	188438	753750	477236	26.63
134 Di-n-octylphthala	640574	320287	1281148	759264	18.53
77 Perylene-d12	383864	191932	767728	456055	18.81

COMPOUND	STANDARD	RT LIMIT		SAMPLE	%DIFF
		LOWER	UPPER		
8 1,4-Dichlorobenze	7.46	6.96	7.96	7.48	0.22
27 Naphthalene-d8	9.51	9.01	10.01	9.52	0.11
42 Acenaphthene-d10	12.34	11.84	12.84	12.37	0.18
59 Phenanthrene-d10	14.69	14.19	15.19	14.72	0.15
69 Chrysene-d12	18.98	18.48	19.48	19.00	0.12
134 Di-n-octylphthala	20.18	19.68	20.68	20.20	0.08
77 Perylene-d12	21.11	20.61	21.61	21.14	0.16

AREA UPPER LIMIT = +100% of internal standard area.
 AREA LOWER LIMIT = - 50% of internal standard area.
 RT UPPER LIMIT = + 0.50 minutes of internal standard RT.
 RT LOWER LIMIT = - 0.50 minutes of internal standard RT.

Analytical Resources, Inc.

RECOVERY REPORT

Client Name: ESC Client SDG: PB44
 Sample Matrix: SOLID Fraction: SV
 Lab Smp Id: PB44IMSD Client Smp ID: 3SED6-C MSD
 Level: LOW Operator: LJR/VTS
 Data Type: MS DATA SampleType: MSD
 SpikeList File: PSDDALCS.spk Quant Type: ISTD
 Sublist File: PSDDA.sub
 Method File: /chem3/nt4.i/20090616.b/SW846.m
 Misc Info: 09-12795

SPIKE COMPOUND	CONC ADDED ug/kg	CONC RECOVERED ug/kg	% RECOVERED	LIMITS
3 Phenol	484.1	318.1	65.71	31-102
4 Bis(2-Chloroethyl)	484.1	276.8	57.18	30-100
6 2-Chlorophenol	484.1	340.3	70.29	36-100
7 1,3-Dichlorobenzen	484.1	257.1	53.11	32-100
9 1,4-Dichlorobenzen	484.1	275.6	56.94	33-100
11 Benzyl alcohol	968.2	607.8	62.77	10-100
12 1,2-Dichlorobenzen	484.1	299.6	61.89	34-100
13 2-Methylphenol	484.1	327.6	67.67	34-100
14 2,2'-oxybis(1-Chlo	484.1	260.3	53.76	29-100
15 4-Methylphenol	968.2	699.3	72.23	39-100
16 N-Nitroso-di-n-pro	484.1	298.5	61.65	32-100
17 Hexachloroethane	484.1	248.3	51.30	29-100
19 Nitrobenzene	484.1	299.0	61.75	28-100
20 Isophorone	484.1	313.8	64.81	46-100
21 2-Nitrophenol	484.1	298.2	61.59	37-100
22 2,4-Dimethylphenol	484.1	294.8	60.90	19-100
23 Bis(2-Chloroethoxy	484.1	301.0	62.18	38-100
24 Benzoic acid	1452	777.1	53.51	21-123
25 2,4-Dichlorophenol	484.1	374.3	77.32	39-100
26 1,2,4-Trichloroben	484.1	320.1	66.12	36-100
28 Naphthalene	484.1	316.7	65.42	37-100
29 4-Chloroaniline	1162	131.9	11.36	10-100
30 Hexachlorobutadien	484.1	350.0	72.31	33-100
31 4-Chloro-3-methylp	484.1	404.5	83.56	42-102
32 2-Methylnaphthalen	484.1	341.2	70.49	41-100
33 Hexachlorocyclopen	1452	292.6	20.15	15-104
34 2,4,6-Trichlorophe	484.1	383.9	79.31	42-100
35 2,4,5-Trichlorophe	484.1	402.5	83.14	43-100
37 2-Chloronaphthalen	484.1	344.4	71.14	36-100
38 2-Nitroaniline	484.1	367.1	75.84	41-100
39 Dimethylphthalate	484.1	392.7	81.13	48-100
40 Acenaphthylene	484.1	347.4	71.75	42-100
41 2,6-Dinitrotoluene	484.1	372.1	76.86	44-106

SPIKE COMPOUND	CONC ADDED ug/kg	CONC RECOVERED ug/kg	% RECOVERED	LIMITS
43 3-Nitroaniline	1239	653.5	52.73	15-108
44 Acenaphthene	484.1	353.2	72.96	38-100
45 2,4-Dinitrophenol	1452	935.7	64.43	20-140
46 Dibenzofuran	484.1	369.9	76.42	45-100
47 4-Nitrophenol	484.1	457.5	94.50	21-108
48 2,4-Dinitrotoluene	484.1	389.8	80.52	48-111
49 Fluorene	484.1	419.7	86.69	45-100
50 Diethylphthalate	484.1	410.9	84.88	48-102
51 4-Chlorophenyl-phe	484.1	402.7	83.19	45-100
52 4-Nitroaniline	484.1	293.6	60.65	25-100
53 4,6-Dinitro-2-meth	1452	999.2	68.80	23-115
54 N-Nitrosodiphenyla	484.1	377.5	77.98	50-128
56 4-Bromophenyl-phen	484.1	398.7	82.36	45-100
57 Hexachlorobenzene	484.1	414.5	85.62	44-101
58 Pentachlorophenol	484.1	217.5	44.92	35-105
60 Phenanthrene	484.1	407.8	84.23	45-100
61 Anthracene	484.1	384.7	79.46	43-100
62 Carbazole	484.1	405.3	83.72	51-106
63 Di-n-butylphthalat	484.1	389.5	80.45	51-109
64 Fluoranthene	484.1	410.1	84.71	52-107
65 Pyrene	484.1	351.3	72.56	41-113
67 Butylbenzylphthala	484.1	346.0	71.48	40-118
68 Benzo(a)anthracene	484.1	402.3	83.10	44-106
70 3,3'-Dichlorobenzi	1239	548.6	44.27	10-100
71 Chrysene	484.1	401.2	82.88	48-102
72 bis(2-Ethylhexyl)p	484.1	364.4	75.28	38-125
73 Di-n-octylphthalat	484.1	375.3	77.53	29-116
74 Benzo(b)fluoranthene	484.1	417.7	86.29	49-112
75 Benzo(k)fluoranthene	484.1	442.5	91.41	48-116
76 Benzo(a)pyrene	484.1	409.0	84.49	41-100
78 Indeno(1,2,3-cd)py	484.1	413.9	85.50	29-117
79 Dibenzo(a,h)anthra	484.1	432.3	89.30	34-117
80 Benzo(g,h,i)perylene	484.1	380.1	78.51	24-122
91 Aniline	1181	31.63	2.68	10-100
111 Azobenzene (1,2-DP	484.1	364.2	75.22	44-101
90 N-Nitrosodimethyl	484.1	0.000		25-100
105 1-methylnaphthalen	484.1	369.9	76.41	40-100
103 Pyridine	484.1	0.000		10-100

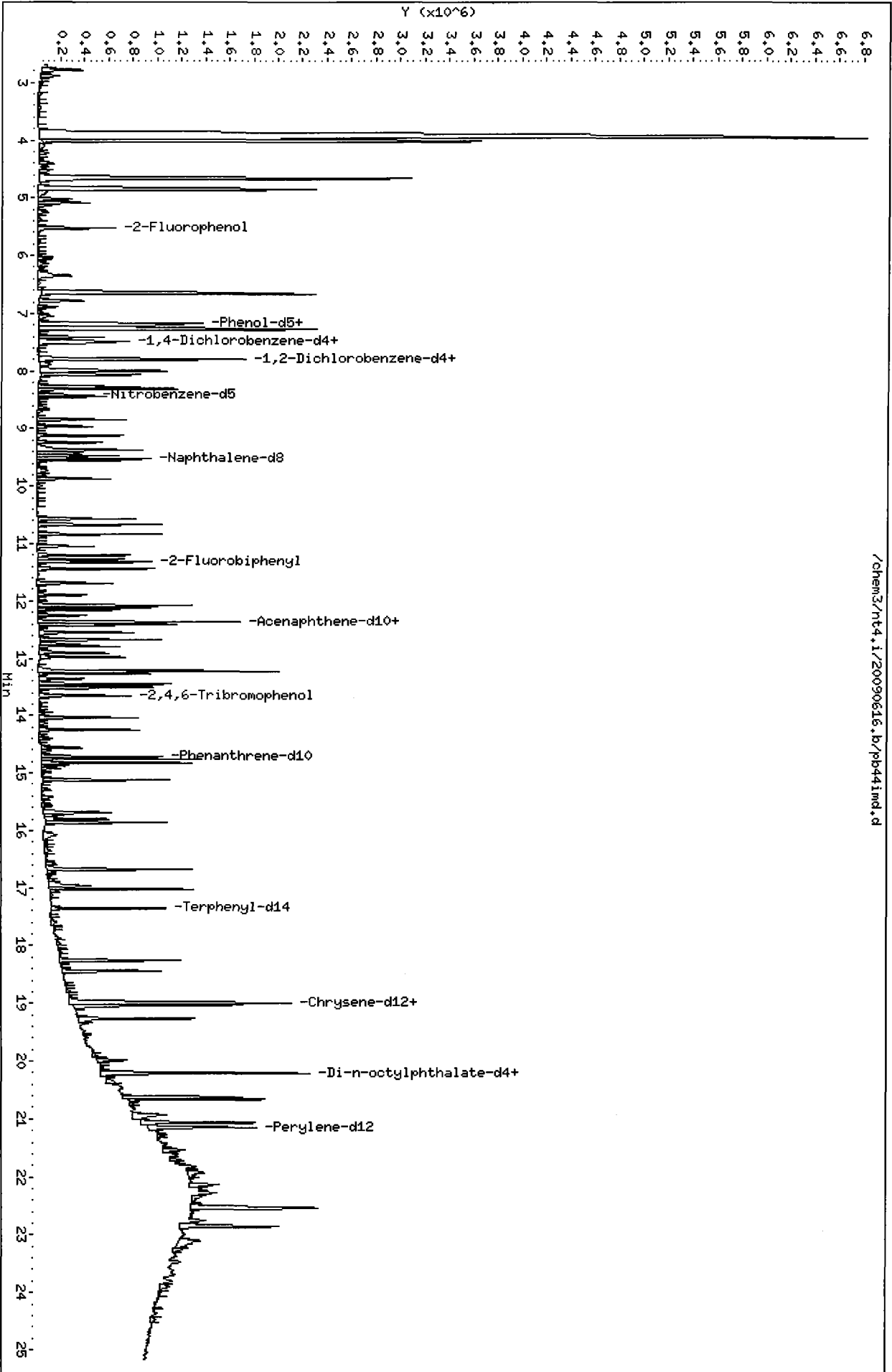
OK

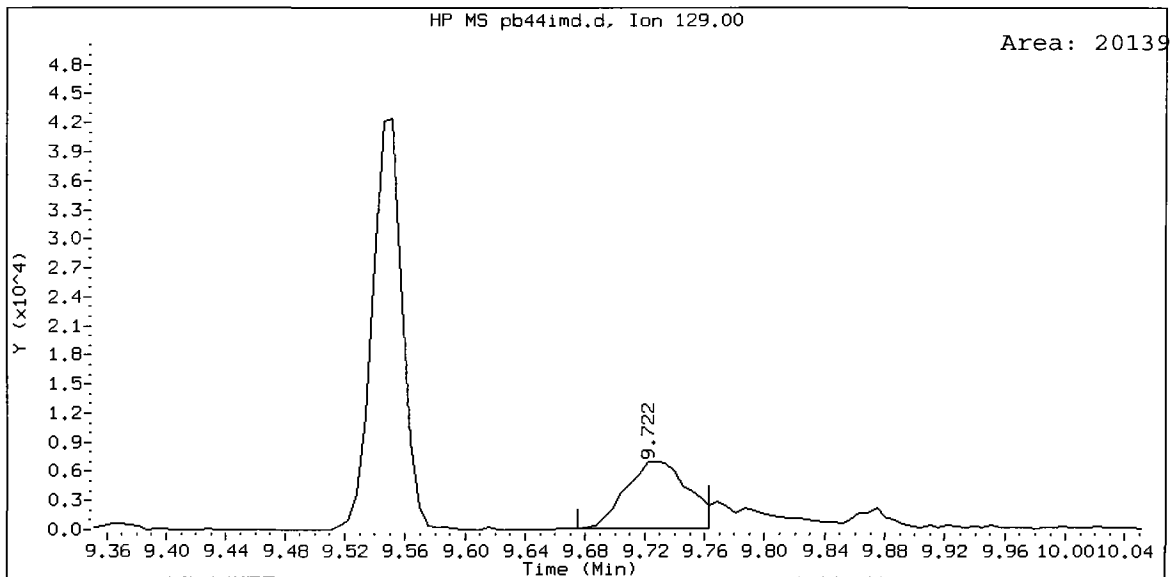
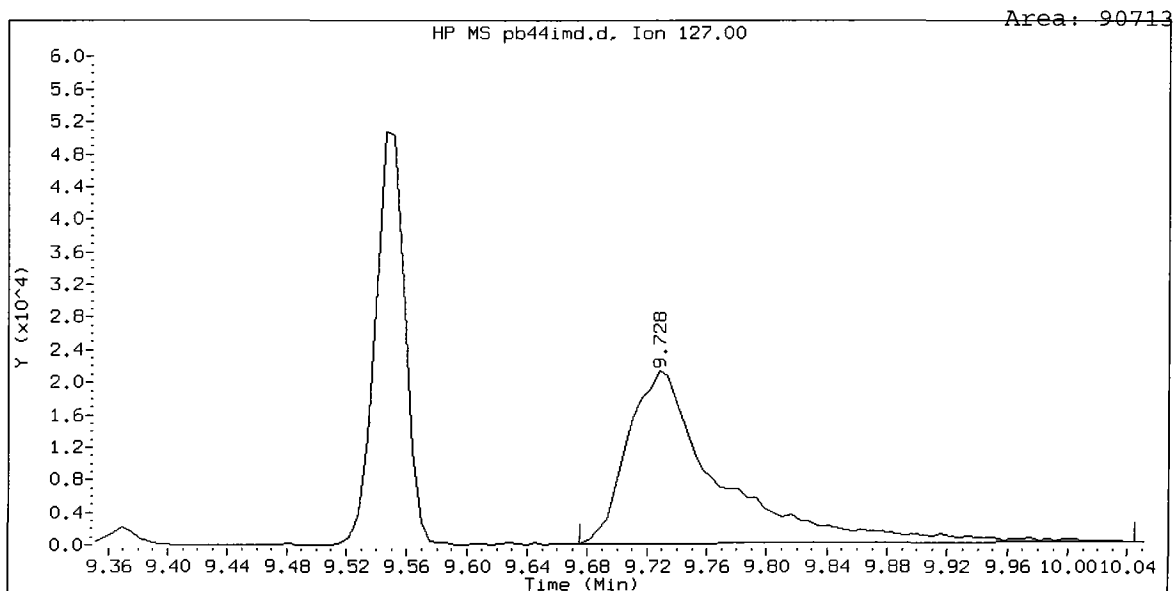
SURROGATE COMPOUND	CONC ADDED ug/kg	CONC RECOVERED ug/kg	% RECOVERED	LIMITS
\$ 1 2-Fluorophenol	726.2	419.8	57.81	21-100
\$ 2 Phenol-d5	726.2	491.1	67.63	10-100

SURROGATE COMPOUND	CONC ADDED ug/kg	CONC RECOVERED ug/kg	% RECOVERED	LIMITS
\$ 5 2-Chlorophenol-d4	726.2	487.8	67.18	30-100
\$ 10 1,2-Dichlorobenzen	484.1	255.2	52.72	24-100
\$ 18 Nitrobenzene-d5	484.1	282.7	58.40	26-100
\$ 36 2-Fluorobiphenyl	484.1	310.1	64.05	32-100
\$ 55 2,4,6-Tribromophen	726.2	633.6	87.25	33-118
\$ 66 Terphenyl-d14	484.1	346.8	71.65	21-97

Data File: /chem3/nt4.i/20090616.b/pb44ind.d
Date: 16-JUN-2009 20:33
Client ID: 3SED6-C HSD
Sample Info: PB44IHSD
Volume Injected (uL): 1.0
Column phase: ZB-5

Instrument: nt4.i
Operator: LJR/VTS
Column diameter: 0.32





Analytical Resources, Inc.

Semivolatiles Report SW846 Method 8270D

Data file : /chem3/nt4.i/20090616.b/pb44sb.d
 Lab Smp Id: PB44LCSS1 Client Smp ID: PB44LCSS1
 Inj Date : 16-JUN-2009 14:14
 Operator : LJR/VTS Inst ID: nt4.i
 Smp Info : PB44LCSS1
 Misc Info : 09-12795
 Comment : 1ul Injection
 Method : /chem3/nt4.i/20090616.b/SW846.m
 Meth Date : 17-Jun-2009 10:11 jeff Quant Type: ISTD
 Cal Date : 08-MAY-2009 15:22 Cal File: c800508.d
 Als bottle: 3 QC Sample: LCS
 Dil Factor: 1.00000
 Integrator: HP RTE Compound Sublist: PSDDAMBLCS.sub
 Target Version: 3.50

LTK
6/17/09

Concentration Formula: Amt * DF * Vt / (Ws * (100 - M) / 100) * CpndVariable

Name	Value	Description
DF	1.00000	Dilution Factor
Vt	500.00000	Volume of final extract (uL)
Ws	25.00000	Weight of sample extracted (g)
M	0.00000	% Moisture

Cpnd Variable

Local Compound Variable

Compounds	QUANT SIG	RT	EXP RT	REL RT	RESPONSE	CONCENTRATIONS	
						ON-COLUMN (ug/mL)	FINAL (ug/kg)
\$ 1 2-Fluorophenol	112	5.484	5.475	(0.735)	256713	21.1843	423.7
\$ 2 Phenol-d5	99	7.094	7.091	(0.951)	395305	23.9560	479.1
3 Phenol	94	7.112	7.114	(0.954)	282154	14.9675	299.4
\$ 5 2-Chlorophenol-d4	132	7.165	7.167	(0.961)	245394	24.0789	481.6
4 Bis(2-Chloroethyl) ether	93	7.153	7.155	(0.959)	205909	14.6631	293.3
6 2-Chlorophenol	128	7.194	7.191	(0.965)	186791	16.0622	321.2
7 1,3-Dichlorobenzene	146	7.394	7.396	(0.991)	181160	14.1280	282.6
* 8 1,4-Dichlorobenzene-d4	152	7.458	7.461	(1.000)	158160	20.0000	
9 1,4-Dichlorobenzene	146	7.482	7.484	(1.003)	187464	14.5939	291.9
\$ 10 1,2-Dichlorobenzene-d4	152	7.752	7.761	(1.039)	109804	14.7577	295.2
12 1,2-Dichlorobenzene	146	7.776	7.778	(1.043)	191313	15.8379	316.8
11 Benzyl alcohol	108	7.776	7.778	(1.043)	281572	31.4055	628.1
14 2,2'-oxybis(1-Chloropropane)	45	8.028	8.031	(1.076)	216676	12.8541	257.1
13 2-Methylphenol	108	8.034	8.037	(1.077)	198165	16.2467	324.9
17 Hexachloroethane	117	8.263	8.266	(1.108)	83446	14.9241	298.5

Compounds	QUANT SIG				RESPONSE	CONCENTRATIONS	
	MASS	RT	EXP RT	REL RT		ON-COLUMN (ug/mL)	FINAL (ug/kg)
16 N-Nitroso-di-n-propylamine	70	8.246	8.254	(1.106)	157253	14.2975	286.0
15 4-Methylphenol	108	8.275	8.272	(1.109)	436112	34.3308	686.6
\$ 18 Nitrobenzene-d5	82	8.393	8.401	(0.883)	229942	14.0349	280.7
19 Nitrobenzene	77	8.422	8.430	(0.886)	243005	14.8162	296.3
20 Isophorone	82	8.822	8.824	(0.928)	460618	15.7848	315.7
21 2-Nitrophenol	139	8.939	8.947	(0.941)	101452	15.4464	308.9
22 2,4-Dimethylphenol	107	9.092	9.100	(0.957)	165995	11.7517	235.0
23 Bis(2-Chloroethoxy)methane	93	9.227	9.235	(0.971)	250213	15.1557	303.1
24 Benzoic acid	105	9.403	9.435	(0.989)	555201	52.8816	1058
25 2,4-Dichlorophenol	162	9.339	9.347	(0.983)	163769	17.5007	350.0
26 1,2,4-Trichlorobenzene	180	9.450	9.459	(0.994)	163980	15.4081	308.2
* 27 Naphthalene-d8	136	9.503	9.506	(1.000)	577361	20.0000	
28 Naphthalene	128	9.532	9.535	(1.003)	519055	15.7967	315.9
29 4-Chloroaniline	127	9.691	9.700	(1.020)	163340	12.0168	240.3
30 Hexachlorobutadiene	225	9.861	9.864	(1.038)	89894	16.6981	334.0
31 4-Chloro-3-methylphenol	107	10.537	10.540	(1.109)	218394	18.6638	373.3
32 2-Methylnaphthalene	141	10.649	10.657	(1.121)	298120	16.2938	325.9
33 Hexachlorocyclopentadiene	237	11.037	11.039	(0.894)	243685	38.1499	763.0
34 2,4,6-Trichlorophenol	196	11.178	11.186	(0.906)	130097	18.1864	363.7
35 2,4,5-Trichlorophenol	196	11.236	11.245	(0.910)	143167	18.9391	378.8
\$ 36 2-Fluorobiphenyl	172	11.301	11.309	(0.916)	388108	15.1079	302.2
37 2-Chloronaphthalene	162	11.418	11.427	(0.925)	349489	16.2735	325.5
38 2-Nitroaniline	65	11.671	11.674	(0.946)	155176	16.9996	340.0
39 Dimethylphthalate	163	12.053	12.067	(0.977)	466529	19.3290	386.6
40 Acenaphthylene	152	12.088	12.097	(0.980)	584110	16.4742	329.5
41 2,6-Dinitrotoluene	165	12.141	12.150	(0.984)	104327	18.8207	376.4
* 42 Acenaphthene-d10	164	12.341	12.344	(1.000)	338909	20.0000	
43 3-Nitroaniline	138	12.347	12.349	(1.000)	192362	34.4043	688.1
44 Acenaphthene	153	12.394	12.396	(1.004)	362060	16.7961	335.9
45 2,4-Dinitrophenol	184	12.517	12.520	(1.014)	238195	76.0123	1520
46 Dibenzofuran	168	12.652	12.661	(1.025)	524390	17.3678	347.4
47 4-Nitrophenol	109	12.699	12.714	(1.029)	96068	22.5549	451.1
48 2,4-Dinitrotoluene	165	12.758	12.767	(1.034)	148919	20.1463	402.9
50 Diethylphthalate	149	13.205	13.213	(1.070)	505925	20.1577	403.2
49 Fluorene	166	13.205	13.207	(1.070)	466659	19.6174	392.3
51 4-Chlorophenyl-phenylether	204	13.246	13.248	(1.073)	208282	18.5039	370.1
52 4-Nitroaniline	138	13.328	13.348	(1.080)	88770	15.1529	303.1
53 4,6-Dinitro-2-methylphenol	198	13.410	13.425	(0.913)	314918	69.5174	1390
54 N-Nitrosodiphenylamine	169	13.457	13.466	(0.916)	317400	17.7288	354.6
\$ 55 2,4,6-Tribromophenol	330	13.628	13.636	(1.104)	95598	30.5331	610.7
56 4-Bromophenyl-phenylether	248	14.015	14.024	(0.954)	120345	18.9011	378.0
57 Hexachlorobenzene	284	14.221	14.230	(0.968)	127346	19.2632	385.3
58 Pentachlorophenol	266	14.527	14.535	(0.989)	76890	18.2867	365.7
* 59 Phenanthrene-d10	188	14.691	14.694	(1.000)	551244	20.0000	
60 Phenanthrene	178	14.726	14.735	(1.002)	696437	19.7959	395.9
61 Anthracene	178	14.797	14.805	(1.007)	662147	18.5414	370.8
62 Carbazole	167	15.097	15.105	(1.028)	643021	21.2781	425.6

Compounds	QUANT SIG				RESPONSE	CONCENTRATIONS	
	MASS	RT	EXP RT	REL. RT		ON-COLUMN (ug/mL)	FINAL (ug/kg)
=====	====	==	=====	=====	=====	=====	=====
63 Di-n-butylphthalate	149	15.843	15.845	(1.078)	842871	21.5981	432.0
64 Fluoranthene	202	16.642	16.650	(1.133)	767444	21.9985	440.0
65 Pyrene	202	16.988	16.997	(0.896)	774220	19.1428	382.9
\$ 66 Terphenyl-d14	244	17.329	17.338	(0.914)	455493	18.8711	377.4
67 Butylbenzylphthalate	149	18.228	18.242	(0.961)	374928	19.9289	398.6
68 Benzo(a)anthracene	228	18.939	18.948	(0.999)	650327	20.0553	401.1
* 69 Chrysene-d12	240	18.963	18.977	(1.000)	469760	20.0000	
70 3,3'-Dichlorobenzidine	252	18.974	18.977	(1.001)	314613	28.6770	573.5
71 Chrysene	228	19.004	19.018	(1.002)	631982	19.9299	398.6
72 bis(2-Ethylhexyl)phthalate	149	19.245	19.247	(0.954)	485604	20.2995	406.0
* 134 Di-n-octylphthalate-d4	153	20.173	20.181	(1.000)	739663	20.0000	
73 Di-n-octylphthalate	149	20.185	20.187	(1.001)	798723	19.7401	394.8
74 Benzo(b)fluoranthene	252	20.578	20.593	(0.975)	632321	23.5577	471.2
75 Benzo(k)fluoranthene	252	20.614	20.628	(0.977)	633971	22.8240	456.5
76 Benzo(a)pyrene	252	21.013	21.027	(0.996)	486197	20.2647	405.3
* 77 Perylene-d12	264	21.095	21.110	(1.000)	384134	20.0000	
78 Indeno(1,2,3-cd)pyrene	276	22.453	22.467	(1.064)	614119	20.3833	407.7
79 Dibenzo(a,h)anthracene	278	22.482	22.496	(1.066)	520503	21.1900	423.8
80 Benzo(g,h,i)perylene	276	22.788	22.802	(1.080)	505241	18.5573	371.1
90 N-Nitrosodimethylamine	74	Compound Not Detected.					
91 Aniline	93	7.018	7.020	(0.941)	194755	9.01163	180.2
93 Benzidine	184	Compound Not Detected.					
103 Pyridine	79	Compound Not Detected.					
105 1-methylnaphthalene	141	10.819	10.822	(1.138)	311769	17.8295	356.6
111 Azobenzene (1,2-DP-Hydrazine)	77	13.493	13.501	(1.093)	563956	17.2437	344.9

Analytical Resources, Inc.

INTERNAL STANDARD COMPOUNDS
 AREA AND RT SUMMARY

Instrument ID: nt4.i
 Lab File ID: pb44sb.d
 Lab Smp Id: PB44LCSS1
 Analysis Type: SV
 Quant Type: ISTD
 Operator: LJR/VTS
 Method File: /chem3/nt4.i/20090616.b/SW846.m
 Misc Info: 09-12795

Calibration Date: 16-JUN-2009
 Calibration Time: 13:06
 Client Smp ID: PB44LCSS1
 Level: LOW
 Sample Type: Solid

Test Mode:
 Use Initial Calibration Level 4.

COMPOUND	STANDARD	AREA LIMIT		SAMPLE	%DIFF
		LOWER	UPPER		
8 1,4-Dichlorobenze	180629	90314	361258	158160	-12.44
27 Naphthalene-d8	633172	316586	1266344	577361	-8.81
42 Acenaphthene-d10	336916	168458	673832	338909	0.59
59 Phenanthrene-d10	514258	257129	1028516	551244	7.19
69 Chrysene-d12	376875	188438	753750	469760	24.65
134 Di-n-octylphthala	640574	320287	1281148	739663	15.47
77 Perylene-d12	383864	191932	767728	384134	0.07

COMPOUND	STANDARD	RT LIMIT		SAMPLE	%DIFF
		LOWER	UPPER		
8 1,4-Dichlorobenze	7.46	6.96	7.96	7.46	-0.03
27 Naphthalene-d8	9.51	9.01	10.01	9.50	-0.03
42 Acenaphthene-d10	12.34	11.84	12.84	12.34	-0.02
59 Phenanthrene-d10	14.69	14.19	15.19	14.69	-0.02
69 Chrysene-d12	18.98	18.48	19.48	18.96	-0.08
134 Di-n-octylphthala	20.18	19.68	20.68	20.17	-0.04
77 Perylene-d12	21.11	20.61	21.61	21.10	-0.07

AREA UPPER LIMIT = +100% of internal standard area.
 AREA LOWER LIMIT = - 50% of internal standard area.
 RT UPPER LIMIT = + 0.50 minutes of internal standard RT.
 RT LOWER LIMIT = - 0.50 minutes of internal standard RT.

Analytical Resources, Inc.

RECOVERY REPORT

Client Name: ESC Client SDG: PB44
 Sample Matrix: SOLID Fraction: SV
 Lab Smp Id: PB44LCSS1 Client Smp ID: PB44LCSS1
 Level: LOW Operator: LJR/VTS
 Data Type: MS DATA SampleType: LCS
 SpikeList File: PSDDALCS.spk Quant Type: ISTD
 Sublist File: PSDDAMBLCS.sub
 Method File: /chem3/nt4.i/20090616.b/SW846.m
 Misc Info: 09-12795

SPIKE COMPOUND	CONC ADDED ug/kg	CONC RECOVERED ug/kg	% RECOVERED	LIMITS
3 Phenol	500.0	299.4	59.87	31-102
4 Bis(2-Chloroethyl)	500.0	293.3	58.65	30-100
6 2-Chlorophenol	500.0	321.2	64.25	36-100
7 1,3-Dichlorobenzen	500.0	282.6	56.51	32-100
9 1,4-Dichlorobenzen	500.0	291.9	58.38	33-100
11 Benzyl alcohol	1000	628.1	62.81	10-100
12 1,2-Dichlorobenzen	500.0	316.8	63.35	34-100
13 2-Methylphenol	500.0	324.9	64.99	34-100
14 2,2'-oxybis(1-Chlo	500.0	257.1	51.42	29-100
15 4-Methylphenol	1000	686.6	68.66	39-100
16 N-Nitroso-di-n-pro	500.0	286.0	57.19	32-100
17 Hexachloroethane	500.0	298.5	59.70	29-100
19 Nitrobenzene	500.0	296.3	59.26	28-100
20 Isophorone	500.0	315.7	63.14	46-100
21 2-Nitrophenol	500.0	308.9	61.79	37-100
22 2,4-Dimethylphenol	500.0	235.0	47.01	19-100
23 Bis(2-Chloroethoxy	500.0	303.1	60.62	38-100
24 Benzoic acid	1500	1058	70.51	21-123
25 2,4-Dichlorophenol	500.0	350.0	70.00	39-100
26 1,2,4-Trichloroben	500.0	308.2	61.63	36-100
28 Naphthalene	500.0	315.9	63.19	37-100
29 4-Chloroaniline	1200	240.3	20.03	10-100
30 Hexachlorobutadien	500.0	334.0	66.79	33-100
31 4-Chloro-3-methylp	500.0	373.3	74.66	42-102
32 2-Methylnaphthalen	500.0	325.9	65.18	41-100
33 Hexachlorocyclopen	1500	763.0	50.87	15-104
34 2,4,6-Trichlorophe	500.0	363.7	72.75	42-100
35 2,4,5-Trichlorophe	500.0	378.8	75.76	43-100
37 2-Chloronaphthalen	500.0	325.5	65.09	36-100
38 2-Nitroaniline	500.0	340.0	68.00	41-100
39 Dimethylphthalate	500.0	386.6	77.32	48-100
40 Acenaphthylene	500.0	329.5	65.90	42-100
41 2,6-Dinitrotoluene	500.0	376.4	75.28	44-106

OK

SPIKE COMPOUND	CONC ADDED ug/kg	CONC RECOVERED ug/kg	% RECOVERED	LIMITS
43 3-Nitroaniline	1280	688.1	53.76	15-108
44 Acenaphthene	500.0	335.9	67.18	38-100
45 2,4-Dinitrophenol	1500	1520	101.35	20-140
46 Dibenzofuran	500.0	347.4	69.47	45-100
47 4-Nitrophenol	500.0	451.1	90.22	21-108
48 2,4-Dinitrotoluene	500.0	402.9	80.59	48-111
49 Fluorene	500.0	392.3	78.47	45-100
50 Diethylphthalate	500.0	403.2	80.63	48-102
51 4-Chlorophenyl-phe	500.0	370.1	74.02	45-100
52 4-Nitroaniline	500.0	303.1	60.61	25-100
53 4,6-Dinitro-2-meth	1500	1390	92.69	23-115
54 N-Nitrosodiphenyla	500.0	354.6	70.92	50-128
56 4-Bromophenyl-phen	500.0	378.0	75.60	45-100
57 Hexachlorobenzene	500.0	385.3	77.05	44-101
58 Pentachlorophenol	500.0	365.7	73.15	35-105
60 Phenanthrene	500.0	395.9	79.18	45-100
61 Anthracene	500.0	370.8	74.17	43-100
62 Carbazole	500.0	425.6	85.11	51-106
63 Di-n-butylphthalat	500.0	432.0	86.39	51-109
64 Fluoranthene	500.0	440.0	87.99	52-107
65 Pyrene	500.0	382.9	76.57	41-113
67 Butylbenzylphthala	500.0	398.6	79.72	40-118
68 Benzo(a)anthracene	500.0	401.1	80.22	44-106
70 3,3'-Dichlorobenzi	1280	573.5	44.81	10-100
71 Chrysene	500.0	398.6	79.72	48-102
72 bis(2-Ethylhexyl)p	500.0	406.0	81.20	38-125
73 Di-n-octylphthalat	500.0	394.8	78.96	29-116
74 Benzo(b)fluoranthene	500.0	471.2	94.23	49-112
75 Benzo(k)fluoranthene	500.0	456.5	91.30	48-116
76 Benzo(a)pyrene	500.0	405.3	81.06	41-100
78 Indeno(1,2,3-cd)py	500.0	407.7	81.53	29-117
79 Dibenzo(a,h)anthra	500.0	423.8	84.76	34-117
80 Benzo(g,h,i)perylene	500.0	371.1	74.23	24-122
91 Aniline	1220	180.2	14.77	10-100
111 Azobenzene (1,2-DP	500.0	344.9	68.97	44-101
90 N-Nitrosodimethyl	500.0	0.000		(*) 25-100
105 1-methylnaphthalene	500.0	356.6	71.32	40-100
103 Pyridine	500.0	0.000		(*) 10-100

OK

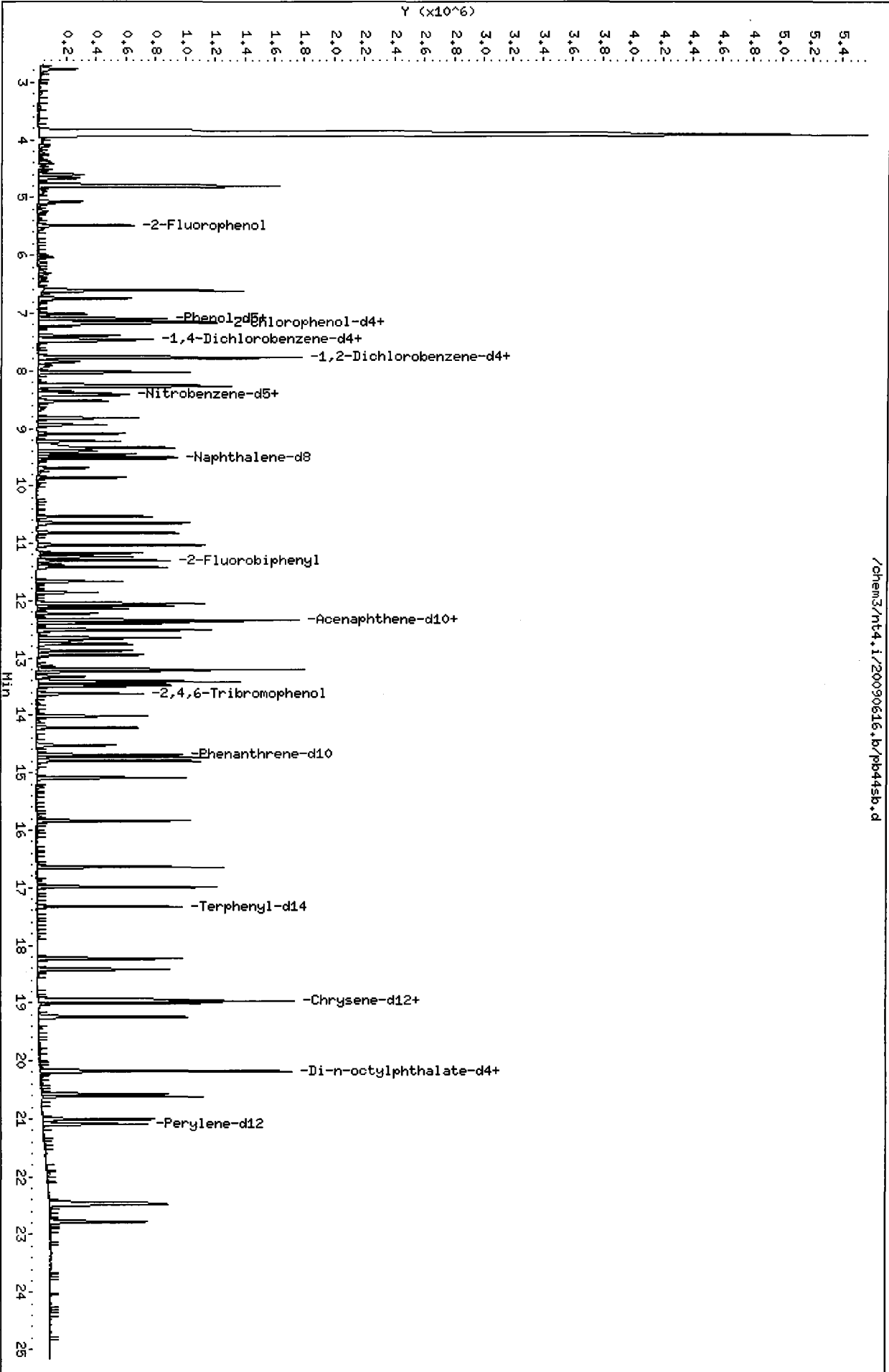
SURROGATE COMPOUND	CONC ADDED ug/kg	CONC RECOVERED ug/kg	% RECOVERED	LIMITS
\$ 1 2-Fluorophenol	750.0	423.7	56.49	26-100
\$ 2 Phenol-d5	750.0	479.1	63.88	10-100

SURROGATE COMPOUND	CONC ADDED ug/kg	CONC RECOVERED ug/kg	% RECOVERED	LIMITS
\$ 5 2-Chlorophenol-d4	750.0	481.6	64.21	39-100
\$ 10 1,2-Dichlorobenzen	500.0	295.2	59.03	32-100
\$ 18 Nitrobenzene-d5	500.0	280.7	56.14	34-100
\$ 36 2-Fluorobiphenyl	500.0	302.2	60.43	39-100
\$ 55 2,4,6-Tribromophen	750.0	610.7	81.42	43-108
\$ 66 Terphenyl-d14	500.0	377.4	75.48	39-105

Data File: /chem3/nt4.i/20090616.b/pb44sb.d
Date: 16-JUN-2009 14:14
Client ID: PB44LCSS1
Sample Info: PB44LCSS1
Volume Injected (uL): 1.0
Column phase: ZB-5

Instrument: nt4.i
Operator: LJR/VTS
Column diameter: 0.32

/chem3/nt4.i/20090616.b/pb44sb.d



Semivolatile Analysis
Extraction Bench Sheets/Run Logs

prepared
for

ENVIROMENTAL SCIENCE CORP.

Project: JELD-WEN NORD DOOR

ARI JOB NO: PB44

prepared
by

Analytical Resources, Inc.



Preparation Test BAN # 6

PSDDA

ARI Job No(s) PB44

Batch set up by: ST

Bottle #	Extraction Requirements	Verify Client ID	Volume Extracted	KD	Turbo Vap	GPC Prep Filter	GPC (1:1) or 2	Post GPC KD	Turbo Vap	Final Effective Volume	Volume to Lab	Comments
	MBS	Date	25g							0.5mL	0.5mL	(Use 5g Pre-Deactivated Sodium Sulfate for Blanks)
	<u>PB44</u>											
	SBS											
	SBS Dup.											
4	<u>PB44 A</u>	<u>verified</u>	<u>31.46</u>									
	B		<u>33.71</u>									
	C		<u>34.17</u>									
	D		<u>25.64</u>				60X					
	E		<u>35.45</u>				60X					
	F		<u>31.93</u>									
	G		<u>32.34</u>									
	H		<u>29.09</u>									
	I		<u>30.29</u>									
	Im.s		<u>30.70</u>									
	Im.s.d		<u>30.19</u>									
	J		<u>33.33</u>				60X					
	K		<u>50.50</u>									
	L		<u>50.34</u>									
	M		<u>55.34</u>				60X					
	N		<u>49.09</u>				60X					
5	<u>Q</u>		<u>44.65</u>									
Analyst/Date:		<u>NTC 6/10/09</u>		<u>PK 6/11/09</u>	<u>TH 6/11/09</u>			<u>PK 6/11/09</u>	<u>W 6/12/09</u>	<u>W 6/12/09</u>	<u>W 6/12/09</u>	

Standard Surrogate	Standard ID	Volume	Expiration Date	Analyst	Witness
Full List Spike	<u>A2</u>	<u>125µL</u>	<u>2/18/10</u>	<u>NTC</u>	<u>W 6/10/09</u>
Base Spike	<u>7</u>	<u>125µL</u>	<u>2/11/10</u>	<u>NTC</u>	<u>W 6/10/09</u>
Acid Spike	<u>12</u>	<u>125µL</u>	<u>2/15/10</u>	<u>NTC</u>	<u>W 6/12/09</u>
	<u>10</u>	<u>125µL</u>	<u>1/21/09</u>	<u>NTC</u>	<u>W 6/12/09</u>

Extraction Time: 12:20

SPECIAL INSTRUCTIONS: 1. Weigh soil/sed into 600mL or 400mL beakers. 2. Use 5g Pre-Deactivated Sodium Sulfate for Blanks. 3. Add surr/spike. 4. Add 1:1 DCM/Acetone. 5. Dry using neutral Sodium Sulfate-25g Max at first-A small amt of Additional sulfate may be needed after 10 min. or before 2nd sonication? 6. Sonicate 2X with 1:1 DCM/Acetone + 1X DCM only. 7. Collect into 500mL flask + Lg funnel with a small amount of pre-deactivated glasswool only. NO SODIUM SULFATE. 8. KD (Normal Drying Column with pre-deactivated glasswool plug+neutral Sodium Sulfate at 85-90°). (Blanks=only 5g Sodium Sulfate). 9. TurboVap. 10. GPC Optional (1:1) 11. KD (if GPC=No drying column) on 80°. 12. TurboVap. 13. Vial in DCM. A. Need Total Solids Y (N) B. Archive/Freeze Y (N)



ARI Job No.: PB44

Client ID: Environmental Science Corp

Parameter: BAN PSDPA

Client Project: Jeld - Wen Nord Door

SOP Number(s): 3743

No Anomalies:

List problems, concerns, corrective actions and any other pertinent information

GCMS analyst, reduced extraction weights for samples D, E, F and J, based on sample pre-screens. ~~SA~~ 6/9/09

Samples A - Ims - on last extract (3 of 3) accidentally used 1:1 DCM/Acetone instead of DCM only. ~~NR~~ 6/12/09

Analyst Initials:

Date:

Analytical Resources Inc.: Organics Instrument Log

NT-4 Serial No.: GC = US00010849; MS = US72821113

Date: 5/18/09

Analysis: BANS

Analyst: LJK

GC Program: ABN

Column No: 16763L

Column Type: ZB-5 MS

Instrument Tune (U or .CT.): 090430

EM Voltage: 1294

Calibration File: 0250508

Curve Date: 5/18/09

IS/SS	Ical/Ccal	LCS/ICV
154-2	1550-1,2	1507-1
	1551-1	1508-1
	1552-1	1509-1
	1553-1	1510-1
	1558-3	
	1578-1	

Time	Filename	LabID	ClientId	DF															
1	1156	0250508.d	ABN 25	ABN 25	1	8.48	180629	10.52	633172	13.40	336916	15.79	514258	20.12	376875	22.29	383864	21.22	640574
2	1231	0800508.d	ABN 80	ABN 80	1	8.48	189525	10.53	671940	13.41	351788	15.79	543786	20.13	402300	22.29	444935	21.23	676356
3	1305	0010508.d	ABN 1	ABN 1	1	8.47	193809	10.52	672649	13.39	355781	15.78	540272	20.12	399096	22.28	407093	21.22	660722
4	1339	0400508.d	ABN 40	ABN 40	1	8.48	177445	10.52	613574	13.40	324337	15.78	509214	20.12	376832	22.29	385934	21.23	633058
5	1413	0050508.d	ABN 5	ABN 5	1	8.47	158957	10.52	542293	13.39	285852	15.78	442997	20.11	327632	22.28	326401	21.22	537562
6	1448	0100508.d	ABN 10	ABN 10	1	8.48	182849	10.52	646620	13.39	342448	15.78	530886	20.12	398786	22.28	398544	21.22	659218
7	1522	c800508.d	CARB 80	CARB 80	1	15.78	542152												
8	1556	icv0508.d	ABN ICV	ABN ICV	1	8.48	147371	10.52	512023	13.39	271558	15.78	419650	20.12	312018	22.28	314268	21.22	518955
9	1637	ox69mb.d	OX69MBW1	OX69MBW1	1	8.47	188831	10.52	673751	13.39	359999	15.78	556186	20.12	417966	21.22	689160	22.28	428888
10	1711	ox69eb.d	OX69LCSW1	OX69LCSW1	1	8.47	163268	10.52	571972	13.39	304076	15.78	481468	20.12	355295	21.22	600810	22.29	362613
11	1745	ox69d.d	OX69D	18A-C-05052009	1	8.47	167206	10.52	581397	13.39	302364	15.78	455254	20.11	380587	21.22	692561	22.29	439840
12	1819	ox69e.d	OX69E	150/151-C-05052009	1	8.47	179065	10.52	615815	13.39	318066	15.78	479551	20.12	409315	21.22	744509	22.29	471857
13	1853	ox69f.d	OX69F	152-C-05052009	1	8.47	171296	10.52	585464	13.39	303206	15.78	446389	20.12	378262	21.22	685358	22.28	453441

LJK
5/18/09

Maintenance / Comments New column. New liner + wool. Cleaned inlet body and seal.

Maintenance Verification (Identify ICal or CCal that demonstrates the instrument is in control): 0250508
 Every line must contain information or be lined out. Make all entries legible. Start a new page for each QC period.



GC/MS SVOA Analyst Notes / Corrective Action Log

ARI Project ID: NT4 Curve Client ID: ARI

ARI SOP: 801S(SIM-PNA) 802S(BTS-HX) 803S(BTS-PW) 804S(8270D)

Parameter(s): BANs

Instrument: NT-1 NT-2 NT-4 NT-6 NT-8

Curve Date: 5/8/09 Analysis Start Date: _____

DFTPP Tune Meets Criteria?	<u>YES</u> / NO	Internal Standard Meets Criteria?	YES / NO
DDT Breakdown <20%?	<u>YES</u> / NO / NA	Method Blank In Control?	YES / NO
Peak Tailing Factor In Control?	<u>YES</u> / NO / NA	LCS / LCSD Recovery In Control?	<u>YES</u> / NO
ICal Meets RF & %RSD Criteria?	<u>YES</u> / NO	Surrogate Recovery In Control?	YES / NO
CCal Meets RF & %RSD Criteria?	YES / NO	Special Analysis Criteria Met?	<u>YES</u> / NO / NA

Detail problems, corrective actions and/or other pertinent information below (use reverse side when necessary): - 3-Nitroaniline's RSD > 20%. Data should be qualified. 26.3%

- Carbaryl 80 point run separately due to volume constraints.

[Large diagonal scribble]

LJK
5/11/09

Additional Details on Reverse: Yes / No

Analyst Signature: [Signature] Date: 5/11/09

Reviewer's Signature: [Signature] Date: 5/12/09

Analytical Resources Inc.: Organics Instrument Log

NT-4 Serial No.: GC = US00010849; MS = US72821113

Date: 6/16/09 Analysis: BANs Analyst: LTK

GC Program: ABN Column No: 167636 Column Type: ZB-J MSi

Instrument Tune (U or .CT.): 090430 EM Voltage: 1300

Calibration File: cc0616 Curve Date: 5/10/09

IS/SS	Ical/Ccal	LCS/ICV
<u>1564-2</u>	<u>1550-1,2</u>	
	<u>1551-1</u>	
	<u>1552-1</u>	
	<u>1553-1</u>	

Time	Filename	LabID	ClientId	DF	Peak Data														
1	1306	cc0616.d	ABN 25	1	7.46	220452	9.51	805258	12.34	468570	14.69	776038	18.98	642748	21.11	573086	20.18	1025012	
2	1340	pb44mb.d	PB44MBS1	PB44MBS1	1	7.45	157312	9.50	575754	12.34	326607	14.69	548378	18.96	439813	20.17	689064	21.09	372096
3	1414	pb44eb.d	PB44LCSS1	PB44LCSS1	1	7.46	158160	9.50	577361	12.34	338909	14.69	551244	18.96	469760	20.17	739663	21.10	384134
4	1449	pb44a.d	PB44A	3SED4-A	1	7.47	156579	9.50	575702	12.34	329687	14.69	538139	18.96	441523	20.18	767673	21.11	461590
5	1523	pb44b.d	PB44B	3SED4-B	1	7.47	160340	9.50	589780	12.34	337370	14.69	558262	18.98	476287	20.19	800726	21.13	500587
6	1557	pb44c.d	PB44C	3SED4-C	1	7.47	162840	9.51	601338	12.35	365710	14.70	565675	18.99	483140	20.20	822232	21.14	507338
7	1632	pb44d.d	PB44D	3SED3-A	3	7.47	195907	9.51	711877	12.35	407015	14.70	638267	18.99	591356	20.21	967918	21.16	625547
8	1706	pb44e.d	PB44E	3SED3-B	3	7.48	201799	9.52	723417	12.36	425203	14.71	647936	19.00	602611	20.21	984369	21.16	619429
9	1741	pb44f.d	PB44F	3SED3-C	3	7.48	199378	9.52	713739	12.36	412447	14.72	665211	19.00	589721	20.21	974410	21.17	619061
10	1815	pb44g.d	PB44G	3SED6-A	1	7.48	155064	9.52	569916	12.36	325451	14.72	515204	19.00	439910	20.20	761968	21.15	458337
11	1849	pb44h.d	PB44H	3SED6-B	1	7.48	166863	9.52	604367	12.36	355353	14.72	584036	18.99	455621	20.20	786063	21.14	479923
12	1924	pb44i.d	PB44I	3SED6-C	1	7.48	187807	9.52	687397	12.36	397847	14.71	664382	19.00	524476	20.20	896304	21.14	551035
13	1958	pb44ims.d	PB44IMS	3SED6-C MS	1	7.48	161684	9.52	581110	12.36	349005	14.72	566306	19.00	489493	20.20	793981	21.15	471962
14	2033	pb44imd.d	PB44IMSD	3SED6-C MSD	1	7.48	158319	9.52	565461	12.37	342036	14.72	558324	19.00	477236	20.20	759264	21.14	456055
15	2108	pb44j.d	PB44J	3SED7-A	3	7.48	184471	9.51	633674	12.36	374900	14.71	650803	19.00	561693	20.21	953244	21.16	597177
16	2143	pb44k.d	PB44K	3SED7-B	1	7.48	177960	9.52	650344	12.36	378005	14.72	650814	19.02	601142	20.22	935029	21.18	604278
17	2218	pb44l.d	PB44L	3SED7-C	1	7.48	175688	9.52	626001	12.37	365014	14.72	626641	19.02	590615	20.23	921699	21.18	599895
18	2253	pb44m.d	PB44M	3SED9-A	1	7.49	173118	9.53	613883	12.38	366830	14.75	662060	19.05	606950	20.26	822221	21.22	592422
19	2328	pb44n.d	PB44N	3SED9-B	3	7.49	175499	9.53	607245	12.37	372315	14.73	617810	19.03	576606	20.22	943907	21.19	610700
20	0003	pb44o.d	PB44O	3SED9-C	1	7.49	140255	9.53	497608	12.37	300426	14.73	545515	19.03	495279	20.23	798791	21.20	511262

LTK
6/17/09

Maintenance / Comments New liner + wool. Clipped column. Cleaned inlet body and seal.

Maintenance Verification (Identify ICal or CCal that demonstrates the instrument is in control): cc0616
 must contain information or be lined out. Make all entries legible. Start a new page for each QC period.



GC/MS SVOA Analyst Notes / Corrective Action Log

ARI Project ID: PB44 Client ID: ESC

ARI SOP: 801S(SIM-PNA) 802S(BTS-HX) 803S(BTS-PW) 804S(8270D)

Parameter(s): BANS

Instrument: NT-1 NT-2 NT-4 NT-6 NT-8

Curve Date: 5/8/09 Analysis Start Date: 6/16/09

- | | | | |
|---------------------------------|----------------------|-----------------------------------|----------------------|
| DFTPP Tune Meets Criteria? | <u>YES</u> / NO | Internal Standard Meets Criteria? | <u>YES</u> / NO |
| DDT Breakdown <20%? | <u>YES</u> / NO / NA | Method Blank In Control? | <u>YES</u> / NO |
| Peak Tailing Factor In Control? | <u>YES</u> / NO / NA | LCS / LCSD Recovery In Control? | <u>YES</u> / NO |
| ICal Meets RF & %RSD Criteria? | <u>YES</u> / NO | Surrogate Recovery In Control? | <u>YES</u> / NO |
| CCal Meets RF & %RSD Criteria? | <u>YES</u> / NO | Special Analysis Criteria Met? | <u>YES</u> / NO / NA |

Detail problems, corrective actions and/or other pertinent information below (use reverse side when necessary):

[Large handwritten scribble covering the text area]

LTK
6/17/09

Additional Details on Reverse: Yes / No

Analyst Signature: [Signature] Date: 6/17/09

Reviewer's Signature: [Signature] Date: 6/18/09

SIM Semivolatile Analysis
QC Summary Data

prepared
for

ENVIROMENTAL SCIENCE CORP.

Project: JELD-WEN NORD DOOR

ARI JOB NO: PB44

prepared
by

Analytical Resources, Inc.

SIM SW8270 SURROGATE RECOVERY SUMMARY

Matrix: Sediment

QC Report No: PB44-ENVIROMENTAL SCIENCE CORP.
Project: JELD-WEN NORD DOOR

Client ID	FBP	PHL	FPH	CPL	DCB	NBZ	TBP	TER	TOT OU
3SED4-A	83.6%	71.5%	69.9%	78.4%	66.4%	70.8%	94.7%	98.8%	0
3SED4-B	85.6%	73.3%	70.1%	79.2%	66.8%	70.8%	92.8%	102%	0
3SED4-C	82.4%	71.5%	67.2%	76.3%	65.2%	68.4%	91.5%	104%	0
3SED3-A	82.8%	74.4%	69.9%	77.9%	63.6%	72.4%	108%	149%	0
3SED3-A DL	87.6%	76.0%	78.4%	80.8%	69.6%	80.4%	94.4%	121%	0
3SED3-B	82.8%	75.2%	73.6%	97.1%	66.0%	75.2%	98.7%	148%	0
3SED3-B DL	82.8%	71.2%	72.0%	76.8%	61.2%	73.2%	94.4%	113%	0
3SED3-C	56.0%	55.2%	53.3%	59.5%	48.8%	55.2%	69.9%	111%	0
3SED3-C DL	61.2%	51.2%	52.8%	64.0%	46.8%	54.0%	63.2%	85.2%	0
3SED6-A	80.8%	73.3%	73.6%	92.0%	70.8%	73.6%	91.7%	161%*	1
3SED6-A DL	76.8%	70.4%	72.0%	84.8%	67.2%	72.0%	95.2%	131%	0
MB-060909	63.2%	57.1%	55.7%	66.1%	56.4%	60.8%	64.5%	88.0%	0
LCS-060909	76.0%	68.3%	66.4%	69.6%	68.0%	71.2%	91.2%	95.2%	0
3SED6-B	74.8%	67.5%	68.8%	84.5%	68.8%	68.4%	86.4%	144%	0
3SED6-B DL	76.8%	67.2%	69.6%	81.6%	67.2%	68.4%	77.6%	120%	0
3SED6-B MS	79.6%	75.7%	72.8%	92.3%	70.0%	74.0%	105%	160%	0
3SED6-B MSD	74.4%	70.9%	71.5%	86.9%	69.2%	70.8%	88.8%	163%*	1
3SED6-C	82.0%	68.3%	70.7%	88.3%	68.4%	67.6%	89.6%	156%	0
3SED6-C DL	79.2%	70.4%	70.4%	85.6%	68.4%	73.2%	80.8%	126%	0
3SED7-A	81.2%	71.2%	69.6%	90.4%	62.4%	66.4%	103%	179%*	1
3SED7-A DL	79.2%	69.6%	68.0%	87.2%	58.8%	66.0%	96.0%	121%	0
3SED7-B	65.2%	67.7%	65.1%	86.7%	56.4%	76.4%	89.9%	150%	0
3SED7-B DL	69.6%	60.0%	64.0%	68.0%	54.0%	70.8%	80.0%	113%	0
3SED7-C	76.8%	75.7%	74.7%	97.1%	64.0%	82.8%	98.9%	170%*	1
3SED7-C DL	81.6%	70.4%	72.8%	76.8%	63.6%	78.0%	105%	119%	0
3SED9-A	82.4%	76.8%	73.1%	98.1%	56.8%	93.2%	98.9%	180%*	1
3SED9-A DL	79.2%	69.6%	68.8%	74.4%	54.0%	91.2%	92.0%	128%	0
3SED9-B	74.8%	73.1%	70.7%	95.7%	58.8%	80.0%	92.5%	169%*	1
3SED9-B DL	78.0%	68.8%	68.8%	73.6%	56.4%	74.4%	88.0%	125%	0
3SED9-C	80.8%	76.5%	74.9%	101%	69.2%	85.2%	98.7%	188%*	1
3SED9-C DL	81.6%	70.4%	68.8%	76.8%	63.6%	78.0%	92.0%	130%	0

LCS/MB LIMITS QC LIMITS

(FBP) = 2-Fluorobiphenyl	(30-160)	(30-160)
(PHL) = d5-Phenol	(30-160)	(30-160)
(FPH) = 2-Fluorophenol	(30-160)	(30-160)
(CPL) = d4-2-Chlorophenol	(30-160)	(30-160)
(DCB) = d4-1,2-Dichlorobenzene	(30-160)	(30-160)
(NBZ) = d5-Nitrobenzene	(30-160)	(30-160)
(TBP) = 2,4,6-Tribromophenol	(30-160)	(30-160)
(TER) = d14-p-Terphenyl	(30-160)	(30-160)

Prep Method: SW3550B
Log Number Range: 09-12787 to 09-12801

ORGANICS ANALYSIS DATA SHEET

Semivolatiles by Selected Ion Monitoring GC/MS

Sample ID: 3SED6-B

Page 1 of 1

MATRIX SPIKE

Lab Sample ID: PB44H


QC Report No: PB44-ENVIRONMENTAL SCIENCE CORP.

LIMS ID: 09-12794

Project: JELD-WEN NORD DOOR

Matrix: Sediment

Event: NA

Data Release Authorized: 

Date Sampled: 06/04/09

Reported: 06/19/09

Date Received: 06/04/09

Date Extracted MS/MSD: 06/09/09

Sample Amount MS: 16.7 g-dry-wt

MSD: 16.9 g-dry-wt

Date Analyzed MS: 06/16/09 18:49

Final Extract Volume MS: 1.0 mL

MSD: 06/16/09 19:24

MSD: 1.0 mL

Instrument/Analyst MS: NT2/PK

Dilution Factor MS: 1.00

MSD: NT2/PK

MSD: 1.00

Analyte	Sample	MS	Spike Added-MS	MS Recovery	MSD	Spike Added-MSD	MSD Recovery	RPD
Dibenz(a,h)anthracene	< 5.9 U	186	150	124%	108	148	73.0%	53.1%
1,4-Dichlorobenzene	< 5.9 U	107	150	71.3%	107	148	72.3%	0.0%
1,2,4-Trichlorobenzene	< 5.9 U	127	150	84.7%	120	148	81.1%	5.7%
Hexachlorobenzene	< 5.9 U	156	150	104%	136	148	91.9%	13.7%
Hexachlorobutadiene	< 5.9 U	133	150	88.7%	127	148	85.8%	4.6%
Dimethylphthalate	< 14.8 U	229	150	153%	125	148	84.5%	58.8%
Butylbenzylphthalate	< 14.8 U	223	150	149%	209	148	141%	6.5%
2-Methylphenol	< 5.9 U	125	150	83.3%	127	148	85.8%	1.6%
2,4-Dimethylphenol	< 5.9 U	92.2	150	61.5%	100	148	67.6%	8.1%
N-Nitrosodiphenylamine	< 5.9 U	145	150	96.7%	121	148	81.8%	18.0%
Benzyl Alcohol	< 29.6 U	256	299	85.6%	182	296	61.5%	33.8%
Pentachlorophenol	< 29.6 U	116	150	77.3%	102	148	68.9%	12.8%
1,2-Dichlorobenzene	< 5.9 U	113	150	75.3%	111	148	75.0%	1.8%
1,3-Dichlorobenzene	< 5.9 U	105	150	70.0%	105	148	70.9%	0.0%

Reported in µg/kg (ppb)

RPD calculated using sample concentrations per SW846.

ORGANICS ANALYSIS DATA SHEET

Semivolatiles by Selected Ion Monitoring GC/MS

Sample ID: LCS-060909

Page 1 of 1

LAB CONTROL SAMPLE

Lab Sample ID: LCS-060909


QC Report No: PB44-ENVIRONMENTAL SCIENCE CORP.

LIMS ID: 09-12794

Project: JELD-WEN NORD DOOR

Matrix: Sediment

Event: NA

Data Release Authorized: 

Date Sampled: NA

Reported: 06/19/09

Date Received: NA

Date Extracted: 06/09/09

Sample Amount LCS: 16.0 g-dry-wt

Date Analyzed LCS: 06/17/09 13:48

Final Extract Volume LCS: 1.0 mL

Instrument/Analyst LCS: NT2/PK

Dilution Factor LCS: 1.00

Analyte	LCS	Spike Added	Recovery
Dibenz(a,h)anthracene	211	156	135%
1,4-Dichlorobenzene	108	156	69.2%
1,2,4-Trichlorobenzene	123	156	78.8%
Hexachlorobenzene	137	156	87.8%
Hexachlorobutadiene	126	156	80.8%
Dimethylphthalate	130	156	83.3%
Butylbenzylphthalate	147	156	94.2%
2-Methylphenol	122	156	78.2%
2,4-Dimethylphenol	63.8	156	40.9%
N-Nitrosodiphenylamine	80.6	156	51.7%
Benzyl Alcohol	85.6	312	27.4%
Pentachlorophenol	115	156	73.7%
1,2-Dichlorobenzene	111	156	71.2%
1,3-Dichlorobenzene	133	156	85.3%

Reported in $\mu\text{g}/\text{kg}$ (ppb)

SIM Semivolatile Surrogate Recovery

2-Fluorobiphenyl	76.0%
d5-Phenol	68.3%
2-Fluorophenol	66.4%
d4-2-Chlorophenol	69.6%
d4-1,2-Dichlorobenzene	68.0%
d5-Nitrobenzene	71.2%
2,4,6-Tribromophenol	91.2%
d14-p-Terphenyl	95.2%

4B
SEMIVOLATILE METHOD BLANK SUMMARY

BLANK NO.

PB44MBS1

Lab Name: ANALYTICAL RESOURCES, INC

Client: ESC

ARI Job No: PB44

Project: JELD-WEN NORD DOOR

Lab File ID: 061701

Date Extracted: 06/09/09

Instrument ID: NT2

Date Analyzed: 06/17/09

Matrix: SOLID

Time Analyzed: 1314

THIS METHOD BLANK APPLIES TO THE FOLLOWING SAMPLES, MS and MSD:

	CLIENT SAMPLE NO.	LAB SAMPLE ID	LAB FILE ID	DATE ANALYZED
	=====	=====	=====	=====
01	3SED4-A	PB44A	061603	06/16/09
02	3SED4-B	PB44B	061604	06/16/09
03	3SED4-C	PB44C	061605	06/16/09
04	3SED3-A	PB44D	061606	06/16/09
05	3SED3-B	PB44E	061610	06/16/09
06	3SED3-C	PB44F	061611	06/16/09
07	3SED6-A	PB44G	061612	06/16/09
08	3SED6-B	PB44H	061613	06/16/09
09	3SED6-B MS	PB44HMS	061614	06/16/09
10	3SED6-B MSD	PB44HMSD	061615	06/16/09
11	3SED6-C	PB44I	061616	06/16/09
12	3SED7-A	PB44J	061617	06/16/09
13	3SED7-B	PB44K	061618	06/16/09
14	3SED7-C	PB44L	061619	06/16/09
15	3SED9-A	PB44M	061620	06/16/09
16	3SED9-B	PB44N	061621	06/16/09
17	3SED9-C	PB44O	061622	06/16/09
18	PB44LCSS1	PB44LCSS1	061702	06/17/09
19	3SED3-A	PB44D	061706	06/17/09
20	3SED3-B	PB44E	061707	06/17/09
21	3SED3-C	PB44F	061708	06/17/09
22	3SED6-A	PB44G	061709	06/17/09
23	3SED6-B	PB44H	061710	06/17/09
24	3SED6-C	PB44I	061713	06/17/09
25	3SED7-A	PB44J	061714	06/17/09
26	3SED7-B	PB44K	061715	06/17/09
27	3SED7-C	PB44L	061716	06/17/09
28	3SED9-A	PB44M	061717	06/17/09
29	3SED9-B	PB44N	061718	06/17/09
30	3SED9-C	PB44O	061719	06/17/09

COMMENTS:

5B
SEMIVOLATILE ORGANIC INSTRUMENT PERFORMANCE CHECK
DECAFLUOROTRIPHENYLPHOSPHINE (DFTPP)

Lab Name: ANALYTICAL RESOURCES, INC

Client: ESC

Instrument ID: NT2

Project: JELD-WEN NORD DOOR

DFTPP Injection Date: 05/11/09

DFTPP Injection Time: 1113

m/e	ION ABUNDANCE CRITERIA	% RELATIVE ABUNDANCE
51	30.0 - 80.0% of mass 198	64.6
68	Less than 2.0% of mass 69	0.0 (0.0)1
69	Mass 69 relative abundance	85.1
70	Less than 2.0% of mass 69	0.2 (0.2)1
127	25.0 - 75.0% of mass 198	60.7
197	Less than 1.0% of mass 198	0.0
198	Base Peak, 100% relative abundance	100.0
199	5.0 to 9.0% of mass 198	6.8
275	10.0 - 30.0% of mass 198	24.6
365	Greater than 0.75% of mass 198	3.03
441	Present, but less than mass 443	10.8
442	40.0 - 110.0% of mass 198	74.9
443	15.0 - 24.0% of mass 442	14.7 (19.6)2

1-Value is % mass 69

2-Value is % mass 442

THIS CHECK APPLIES TO THE FOLLOWING SAMPLES, MS, MSD, BLANKS, AND STANDARDS:

	CLIENT SAMPLE NO.	LAB SAMPLE ID	LAB FILE ID	DATE ANALYZED	TIME ANALYZED
01		ABN 2.5	IC051101	05/11/09	1217
02		ABN 10	IC051102	05/11/09	1250
03		ABN 0.1	IC051103	05/11/09	1323
04		ABN 5	IC051104	05/11/09	1357
05		ABN 0.5	IC051105	05/11/09	1432
06		ABN 1	IC051106	05/11/09	1506
07					
08					
09					
10					
11					
12					
13					
14					
15					
16					
17					
18					
19					
20					
21					
22					

5B
SEMIVOLATILE ORGANIC INSTRUMENT PERFORMANCE CHECK
DECAFLUOROTRIPHENYLPHOSPHINE (DFTPP)

Lab Name: ANALYTICAL RESOURCES, INC

Client: ESC

Instrument ID: NT2

Project: JELD-WEN NORD DOOR

DFTPP Injection Date: 06/16/09

DFTPP Injection Time: 1003

m/e	ION ABUNDANCE CRITERIA	% RELATIVE ABUNDANCE
51	30.0 - 80.0% of mass 198	63.3
68	Less than 2.0% of mass 69	0.0 (0.0)1
69	Mass 69 relative abundance	85.1
70	Less than 2.0% of mass 69	0.5 (0.6)1
127	25.0 - 75.0% of mass 198	63.1
197	Less than 1.0% of mass 198	0.0
198	Base Peak, 100% relative abundance	100.0
199	5.0 to 9.0% of mass 198	6.7
275	10.0 - 30.0% of mass 198	27.5
365	Greater than 0.75% of mass 198	2.88
441	Present, but less than mass 443	11.9
442	40.0 - 110.0% of mass 198	77.3
443	15.0 - 24.0% of mass 442	14.2 (18.4)2

1-Value is % mass 69

2-Value is % mass 442

THIS CHECK APPLIES TO THE FOLLOWING SAMPLES, MS, MSD, BLANKS, AND STANDARDS:

CLIENT SAMPLE NO.	LAB SAMPLE ID	LAB FILE ID	DATE ANALYZED	TIME ANALYZED
01	ABN 2.5	CC0616	06/16/09	1048
02	3SED4-A	PB44A	06/16/09	1233
03	3SED4-B	PB44B	06/16/09	1307
04	3SED4-C	PB44C	06/16/09	1341
05	3SED3-A	PB44D	06/16/09	1416
06	3SED3-B	PB44E	06/16/09	1632
07	3SED3-C	PB44F	06/16/09	1707
08	3SED6-A	PB44G	06/16/09	1741
09	3SED6-B	PB44H	06/16/09	1815
10	3SED6-B MS	PB44HMS	06/16/09	1849
11	3SED6-B MSD	PB44HMSD	06/16/09	1924
12	3SED6-C	PB44I	06/16/09	1958
13	3SED7-A	PB44J	06/16/09	2033
14	3SED7-B	PB44K	06/16/09	2108
15	3SED7-C	PB44L	06/16/09	2143
16	3SED9-A	PB44M	06/16/09	2217
17	3SED9-B	PB44N	06/16/09	2252
18	3SED9-C	PB44O	06/16/09	2327
19				
20				
21				
22				

5B
SEMIVOLATILE ORGANIC INSTRUMENT PERFORMANCE CHECK
DECAFLUOROTRIPHENYLPHOSPHINE (DFTPP)

Lab Name: ANALYTICAL RESOURCES, INC

Client: ESC

Instrument ID: NT2

Project: JELD-WEN NORD DOOR

DFTPP Injection Date: 06/17/09

DFTPP Injection Time: 1021

m/e	ION ABUNDANCE CRITERIA	% RELATIVE ABUNDANCE
51	30.0 - 80.0% of mass 198	56.1
68	Less than 2.0% of mass 69	0.0 (0.0)1
69	Mass 69 relative abundance	74.5
70	Less than 2.0% of mass 69	0.4 (0.5)1
127	25.0 - 75.0% of mass 198	54.9
197	Less than 1.0% of mass 198	0.7
198	Base Peak, 100% relative abundance	100.0
199	5.0 to 9.0% of mass 198	6.9
275	10.0 - 30.0% of mass 198	24.9
365	Greater than 0.75% of mass 198	3.30
441	Present, but less than mass 443	11.9
442	40.0 - 110.0% of mass 198	72.0
443	15.0 - 24.0% of mass 442	13.2 (18.3)2

1-Value is % mass 69

2-Value is % mass 442

THIS CHECK APPLIES TO THE FOLLOWING SAMPLES, MS, MSD, BLANKS, AND STANDARDS:

CLIENT SAMPLE NO.	LAB SAMPLE ID	LAB FILE ID	DATE ANALYZED	TIME ANALYZED
01	ABN 2.5	CC0617	06/17/09	1211
02	PB44MBS1	PB44MBS1	06/17/09	1314
03	PB44LCSS1	PB44LCSS1	06/17/09	1348
04	3SED3-A	PB44D	06/17/09	1606
05	3SED3-B	PB44E	06/17/09	1640
06	3SED3-C	PB44F	06/17/09	1714
07	3SED6-A	PB44G	06/17/09	1748
08	3SED6-B	PB44H	06/17/09	1823
09	3SED6-C	PB44I	06/17/09	2006
10	3SED7-A	PB44J	06/17/09	2040
11	3SED7-B	PB44K	06/17/09	2115
12	3SED7-C	PB44L	06/17/09	2149
13	3SED9-A	PB44M	06/17/09	2223
14	3SED9-B	PB44N	06/17/09	2258
15	3SED9-C	PB44O	06/17/09	2332
16				
17				
18				
19				
20				
21				
22				

8B
SEMIVOLATILE INTERNAL STANDARD AREA AND RT SUMMARY

Lab Name: ANALYTICAL RESOURCES, INC

Client: ESC

ARI Job No: PB44

Project: JELD-WEN NORD DOOR

Ical Midpoint ID: IC051101

Ical Date: 05/11/09

Instrument ID: NT2

Cont. Cal Date: 06/16/09

	IS1 (DCB) AREA #	RT #	IS2 (NPT) AREA #	RT #	IS3 (ANT) AREA #	RT #
=====	=====	=====	=====	=====	=====	=====
ICAL MIDPT	119785	7.88	372217	9.88	182713	12.72
UPPER LIMIT	239570	8.38	744434	10.38	365426	13.22
LOWER LIMIT	59892	7.38	186108	9.38	91356	12.22
=====	=====	=====	=====	=====	=====	=====
Sample ID						
=====	=====	=====	=====	=====	=====	=====
00 CC0616	132014	7.37	417153	9.34	190197	12.17
01 3SED4-A	132671	7.37	405979	9.34	184301	12.18
02 3SED4-B	134035	7.37	419683	9.34	187552	12.17
03 3SED4-C	132869	7.37	407038	9.34	188968	12.17
04 3SED3-A	133886	7.37	397860	9.34	190700	12.18
05 3SED3-B	131151	7.37	392504	9.34	195985	12.18
06 3SED3-C	129841	7.37	384314	9.34	200024	12.18
07 3SED6-A	130455	7.37	378052	9.34	190367	12.18
08 3SED6-B	132245	7.37	393967	9.34	194225	12.18
09 3SED6-B MS	128688	7.37	382549	9.34	192373	12.18
10 3SED6-B MSD	132592	7.37	394676	9.34	198108	12.18
11 3SED6-C	128888	7.37	384179	9.34	185726	12.18
12 3SED7-A	126600	7.37	377931	9.34	196597	12.18
13 3SED7-B	131209	7.38	385005	9.34	204975	12.18
14 3SED7-C	130418	7.38	373078	9.34	196735	12.18
15 3SED9-A	129231	7.39	370298	9.34	196390	12.18
16 3SED9-B	131886	7.38	380860	9.34	205646	12.18
17 3SED9-C	127793	7.39	372232	9.34	196264	12.18
18						
19						
20						
21						
22						

IS1 = 1,4-Dichlorobenzene-d4
IS2 = Naphthalene-d8
IS3 = Acenaphthene-d10

AREA UPPER LIMIT = +100% of internal standard area from Ical midpoint
AREA LOWER LIMIT = - 50% of internal standard area from Ical midpoint
RT UPPER LIMIT = + 0.50 minutes of internal standard RT from Cont. Cal
RT LOWER LIMIT = - 0.50 minutes of internal standard RT from Cont. Cal

* Values outside of QC limits.

8C
SEMIVOLATILE INTERNAL STANDARD AREA AND RT SUMMARY

Lab Name: ANALYTICAL RESOURCES, INC

Client: ESC

ARI Job No: PB44

Project: JELD-WEN NORD DOOR

Ical Midpoint ID: 061622

Ical Date: 05/11/09

Instrument ID: NT2

Cont. Cal Date: 06/16/09

	IS4 (PHN) AREA #	RT #	IS5 (CRY) AREA #	RT #	IS6 (PRY) AREA #	RT #
=====	=====	=====	=====	=====	=====	=====
ICAL MIDPT	286879	15.09	251912	19.41	231524	21.58
UPPER LIMIT	573758	15.59	503824	19.91	463048	22.08
LOWER LIMIT	143440	14.59	125956	18.91	115762	21.08
=====	=====	=====	=====	=====	=====	=====
Sample ID						
=====	=====	=====	=====	=====	=====	=====
00 CC0616	313552	14.53	261538	18.81	222745	20.95
01 3SED4-A	285677	14.53	213557	18.81	161216	20.97
02 3SED4-B	312857	14.53	218519	18.81	151844	20.97
03 3SED4-C	321516	14.53	213259	18.81	147003	20.97
04 3SED3-A	281748	14.53	145111	18.83	64764*	21.01
05 3SED3-B	318567	14.53	149953	18.83	60332*	20.98
06 3SED3-C	315754	14.53	134175	18.83	55840*	21.00
07 3SED6-A	326508	14.53	135267	18.81	49698*	20.97
08 3SED6-B	321600	14.53	147484	18.81	63854*	20.97
09 3SED6-B MS	298036	14.53	140198	18.83	50095*	20.97
10 3SED6-B MSD	337595	14.53	143248	18.81	51536*	20.95
11 3SED6-C	329140	14.53	144291	18.81	59775*	20.97
12 3SED7-A	309459	14.53	114085*	18.83	43257*	20.98
13 3SED7-B	325170	14.53	126528	18.83	51970*	20.97
14 3SED7-C	329315	14.53	123234*	18.83	48937*	20.98
15 3SED9-A	365043	14.54	125684*	18.84	46320*	21.00
16 3SED9-B	368840	14.54	133592	18.84	60424*	21.00
17 3SED9-C	353512	14.54	120976*	18.84	46375*	21.00
18						
19						
20						
21						
22						

IS4 = Phenanthrene-d10
IS5 = Chrysene-d12
IS6 = Perylene-d12

AREA UPPER LIMIT = +100% of internal standard area from Ical midpoint
AREA LOWER LIMIT = - 50% of internal standard area from Ical midpoint
RT UPPER LIMIT = + 0.50 minutes of internal standard RT from Cont. Cal
RT LOWER LIMIT = - 0.50 minutes of internal standard RT from Cont. Cal

* Values outside of QC limits.

8B
SEMIVOLATILE INTERNAL STANDARD AREA AND RT SUMMARY

Lab Name: ANALYTICAL RESOURCES, INC

Client: ESC

ARI Job No: PB44

Project: JELD-WEN NORD DOOR

Ical Midpoint ID: IC051101

Ical Date: 05/11/09

Instrument ID: NT2

Cont. Cal Date: 06/17/09

	IS1 (DCB) AREA #	RT #	IS2 (NPT) AREA #	RT #	IS3 (ANT) AREA #	RT #
=====	=====	=====	=====	=====	=====	=====
ICAL MIDPT	119785	7.88	372217	9.88	182713	12.72
UPPER LIMIT	239570	8.38	744434	10.38	365426	13.22
LOWER LIMIT	59892	7.38	186108	9.38	91356	12.22
=====	=====	=====	=====	=====	=====	=====
Sample ID						
=====	=====	=====	=====	=====	=====	=====
00 CC0617	144666	7.28	422864	9.26	214881	12.08
01 PB44MBS1	184235	7.27	541859	9.24	264587	12.08
02 PB44LCSS1	166797	7.27	488662	9.24	238808	12.08
03 3SED3-A	137211	7.28	391139	9.26	202060	12.08
04 3SED3-B	146253	7.28	426365	9.26	213637	12.08
05 3SED3-C	146021	7.28	411327	9.26	203735	12.08
06 3SED6-A	141328	7.28	414691	9.26	201761	12.08
07 3SED6-B	139868	7.28	404812	9.26	204255	12.08
08 3SED6-C	136104	7.28	381115	9.24	206451	12.08
09 3SED7-A	135453	7.29	383956	9.26	205886	12.08
10 3SED7-B	142631	7.28	389656	9.26	210139	12.08
11 3SED7-C	128363	7.28	356219	9.26	191719	12.08
12 3SED9-A	135215	7.28	378986	9.26	202688	12.08
13 3SED9-B	134843	7.28	375726	9.26	200581	12.08
14 3SED9-C	134674	7.28	382514	9.26	198392	12.08
15						
16						
17						
18						
19						
20						
21						
22						

IS1 = 1,4-Dichlorobenzene-d4
IS2 = Naphthalene-d8
IS3 = Acenaphthene-d10

AREA UPPER LIMIT = +100% of internal standard area from Ical midpoint
AREA LOWER LIMIT = - 50% of internal standard area from Ical midpoint
RT UPPER LIMIT = + 0.50 minutes of internal standard RT from Cont. Cal
RT LOWER LIMIT = - 0.50 minutes of internal standard RT from Cont. Cal

* Values outside of QC limits.

8C
SEMIVOLATILE INTERNAL STANDARD AREA AND RT SUMMARY

Lab Name: ANALYTICAL RESOURCES, INC

Client: ESC

ARI Job No: PB44

Project: JELD-WEN NORD DOOR

Ical Midpoint ID: 061719

Ical Date: 05/11/09

Instrument ID: NT2

Cont. Cal Date: 06/17/09

	IS4 (PHN)		IS5 (CRY)		IS6 (PRY)	
	AREA #	RT #	AREA #	RT #	AREA #	RT #
=====	=====	=====	=====	=====	=====	=====
ICAL MIDPT	286879	15.09	251912	19.41	231524	21.58
UPPER LIMIT	573758	15.59	503824	19.91	463048	22.08
LOWER LIMIT	143440	14.59	125956	18.91	115762	21.08
=====	=====	=====	=====	=====	=====	=====
Sample ID						
=====	=====	=====	=====	=====	=====	=====
00 CC0617	351672	14.45	299528	18.73	236527	20.87
01 PB44MBS1	442822	14.44	343623	18.73	166639	20.88
02 PB44LCSS1	380696	14.44	324446	18.73	164961	20.87
03 3SED3-A	341538	14.45	212470	18.75	93765*	20.93
04 3SED3-B	364447	14.44	220857	18.74	95272*	20.90
05 3SED3-C	367162	14.44	209470	18.75	90389*	20.90
06 3SED6-A	365506	14.44	218886	18.73	85770*	20.88
07 3SED6-B	375200	14.44	238684	18.73	92093*	20.88
08 3SED6-C	360558	14.45	231055	18.73	93135*	20.87
09 3SED7-A	328344	14.44	198961	18.73	75424*	20.90
10 3SED7-B	353004	14.44	196718	18.73	81941*	20.88
11 3SED7-C	334358	14.44	188215	18.73	73711*	20.88
12 3SED9-A	378832	14.45	196739	18.74	75001*	20.90
13 3SED9-B	372358	14.45	193571	18.74	74798*	20.90
14 3SED9-C	364301	14.45	193652	18.73	74406*	20.90
15						
16						
17						
18						
19						
20						
21						
22						

IS4 = Phenanthrene-d10
IS5 = Chrysene-d12
IS6 = Perylene-d12

AREA UPPER LIMIT = +100% of internal standard area from Ical midpoint
AREA LOWER LIMIT = - 50% of internal standard area from Ical midpoint
RT UPPER LIMIT = + 0.50 minutes of internal standard RT from Cont. Cal
RT LOWER LIMIT = - 0.50 minutes of internal standard RT from Cont. Cal

* Values outside of QC limits.

SIM Semivolatile Analysis
Sample Data

prepared
for

ENVIROMENTAL SCIENCE CORP.

Project: JELD-WEN NORD DOOR

ARI JOB NO: PB44

prepared
by

Analytical Resources, Inc.

ORGANICS ANALYSIS DATA SHEET

Semivolatiles by Selected Ion Monitoring GC/MS

Sample ID: 3SED4-A

Page 1 of 1

SAMPLE

Lab Sample ID: PB44A


QC Report No: PB44-ENVIRONMENTAL SCIENCE CORP.

LIMS ID: 09-12787

Project: JELD-WEN NORD DOOR

Matrix: Sediment

Event: NA

Data Release Authorized: 

Date Sampled: 06/04/09

Reported: 06/19/09

Date Received: 06/04/09

Date Extracted: 06/09/09

Sample Amount: 16.8 g-dry-wt

Date Analyzed: 06/16/09 12:33

Final Extract Volume: 1.0 mL

Instrument/Analyst: NT2/PK

Dilution Factor: 1.00

GPC Cleanup: Yes

Percent Moisture: 17.1%

Silica Gel Cleanup: No

Alumina Cleanup: No

CAS Number	Analyte	RL	Result
53-70-3	Dibenz(a,h)anthracene	6.0	< 6.0 U
106-46-7	1,4-Dichlorobenzene	6.0	< 6.0 U
120-82-1	1,2,4-Trichlorobenzene	6.0	< 6.0 U
118-74-1	Hexachlorobenzene	6.0	< 6.0 U
87-68-3	Hexachlorobutadiene	6.0	< 6.0 U
131-11-3	Dimethylphthalate	15	< 15 U
85-68-7	Butylbenzylphthalate	15	< 15 U
95-48-7	2-Methylphenol	6.0	< 6.0 U
105-67-9	2,4-Dimethylphenol	6.0	< 6.0 U
86-30-6	N-Nitrosodiphenylamine	6.0	< 6.0 U
100-51-6	Benzyl Alcohol	30	< 30 U
87-86-5	Pentachlorophenol	30	< 30 U
95-50-1	1,2-Dichlorobenzene	6.0	< 6.0 U
541-73-1	1,3-Dichlorobenzene	6.0	< 6.0 U

Reported in $\mu\text{g}/\text{kg}$ (ppb)

SIM Semivolatile Surrogate Recovery

2-Fluorobiphenyl	83.6%	d5-Phenol	71.5%
2-Fluorophenol	69.9%	d4-2-Chlorophenol	78.4%
d4-1,2-Dichlorobenzene	66.4%	d5-Nitrobenzene	70.8%
2,4,6-Tribromophenol	94.7%	d14-p-Terphenyl	98.8%

Analytical Resources, Inc.

Semivolatile Report SW846 Method 8270D

Data file : /chem3/nt2.i/20090616.b/061603.d
 Lab Smp Id: PB44A Client Smp ID: 3SED4-A
 Inj Date : 16-JUN-2009 12:33
 Operator : VTS Inst ID: nt2.i
 Smp Info : PB44A
 Misc Info : 09-12787
 Comment :
 Method : /chem3/nt2.i/20090616.b/SIMABN.m
 Meth Date : 16-Jun-2009 11:34 peter Quant Type: ISTD
 Cal Date : 11-MAY-2009 13:57 Cal File: ic051104.d
 Als bottle: 3
 Dil Factor: 1.00000
 Integrator: HP RTE Compound Sublist: wind.sub
 Target Version: 3.50
 Processing Host: cserv3

Concentration Formula: Amt * DF * Vt / (Ws * (100 - M) / 100) * CpndVariable

Name	Value	Description
DF	1.00000	Dilution Factor
Vt	1000.00000	Volume of final extract (uL)
Ws	20.30000	Weight of sample extracted (g)
M	17.10000	% Moisture

Cpnd Variable

Local Compound Variable

Compounds	QUANT SIG	MASS	RT	EXP RT	REL RT	RESPONSE	CONCENTRATIONS	
							ON-COLUMN (ug/mL)	FINAL (ug/kg)
\$ 1 2-Fluorophenol	112		5.567	5.527	(0.756)	207380	2.61633	155.5
\$ 2 Phenol-d5	99		6.996	6.961	(0.950)	281223	2.67944	159.2
3 Phenol	94		7.019	6.972	(0.953)	26863	0.19191	11.40
\$ 5 2-Chlorophenol-d4	132		7.089	7.076	(0.962)	207297	2.93900	174.6
7 1,3-Dichlorobenzene	146		Compound Not Detected.					
* 8 1,4-Dichlorobenzene-d4	152		7.368	7.368	(1.000)	132671	2.00000	
9 1,4-Dichlorobenzene	146		Compound Not Detected.					
\$ 10 1,2-Dichlorobenzene-d4	152		7.644	7.645	(1.038)	83557	1.65773	98.51
11 Benzyl alcohol	79		Compound Not Detected.					
12 1,2-Dichlorobenzene	146		Compound Not Detected.					
13 2-Methylphenol	108		Compound Not Detected.					
15 4-Methylphenol	108		Compound Not Detected.					
16 N-Nitroso-di-n-propylamine	70		Compound Not Detected.					
\$ 18 Nitrobenzene-d5	82		8.250	8.250	(0.883)	195513	1.77408	105.4
22 2,4-Dimethylphenol	107		Compound Not Detected.					

Compounds	QUANT SIG MASS	RT	EXP RT	REL RT	RESPONSE	CONCENTRATIONS	
						ON-COLUMN (ug/mL)	FINAL (ug/kg)
26 1,2,4-Trichlorobenzene	180				Compound Not Detected.		
* 27 Naphthalene-d8	136	9.343	9.343	(1.000)	405979	2.00000	
30 Hexachlorobutadiene	225				Compound Not Detected.		
\$ 36 2-Fluorobiphenyl	172	11.127	11.128	(0.913)	274941	2.09110	124.3
39 Dimethylphthalate	163	11.854	11.855	(0.973)	8706	0.06315	3.753
* 42 Acenaphthene-d10	162	12.182	12.166	(1.000)	184301	2.00000	
50 Diethylphthalate	149	12.999	13.008	(1.067)	8288	0.05899	3.505 (M)
54 N-Nitrosodiphenylamine	169				Compound Not Detected.		
\$ 55 2,4,6-Tribromophenol	330	13.461	13.460	(0.927)	47928	3.54911	210.9
57 Hexachlorobenzene	284				Compound Not Detected.		
58 Pentachlorophenol	266	14.359	14.360	(0.988)	5262	0.27385	16.27 (M)
* 59 Phenanthrene-d10	188	14.528	14.529	(1.000)	285677	2.00000	
\$ 66 Terphenyl-d14	244	17.166	17.167	(0.912)	164368	2.47425	147.0
67 Butylbenzylphthalate	149	18.057	18.046	(0.960)	4616	0.05557	3.302 (M)
* 69 Chrysene-d12	240	18.813	18.814	(1.000)	213557	2.00000	
* 77 Perylene-d12	264	20.968	20.953	(1.000)	161216	2.00000	
79 Dibenzo(a,h)anthracene	278	22.415	22.400	(1.069)	6952	0.09284	5.517 (M)
90 N-Nitrosodimethylamine	74				Compound Not Detected.		

QC Flag Legend

M - Compound response manually integrated.

Analytical Resources, Inc.

INTERNAL STANDARD COMPOUNDS
 AREA AND RT SUMMARY

Instrument ID: nt2.i
 Lab File ID: 061603.d
 Lab Smp Id: PB44A
 Analysis Type: SV
 Quant Type: ISTD
 Operator: VTS
 Method File: /chem3/nt2.i/20090616.b/SIMABN.m
 Misc Info: 09-12787

Calibration Date: 16-JUN-2009
 Calibration Time: 10:48
 Client Smp ID: 3SED4-A
 Level: LOW
 Sample Type: Sediment

Test Mode:
 Use Initial Calibration Level 4.

COMPOUND	STANDARD	AREA LIMIT		SAMPLE	%DIFF
		LOWER	UPPER		
8 1,4-Dichlorobenze	119785	59892	239570	132671	10.76
27 Naphthalene-d8	372217	186108	744434	405979	9.07
42 Acenaphthene-d10	182713	91356	365426	184301	0.87
59 Phenanthrene-d10	286879	143440	573758	285677	-0.42
69 Chrysene-d12	251912	125956	503824	213557	-15.23
77 Perylene-d12	231524	115762	463048	161216	-30.37

COMPOUND	STANDARD	RT LIMIT		SAMPLE	%DIFF
		LOWER	UPPER		
8 1,4-Dichlorobenze	7.37	6.87	7.87	7.37	0.00
27 Naphthalene-d8	9.34	8.84	9.84	9.34	0.00
42 Acenaphthene-d10	12.17	11.67	12.67	12.18	0.13
59 Phenanthrene-d10	14.53	14.03	15.03	14.53	0.00
69 Chrysene-d12	18.81	18.31	19.31	18.81	-0.01
77 Perylene-d12	20.95	20.45	21.45	20.97	0.07

AREA UPPER LIMIT = +100% of internal standard area.
 AREA LOWER LIMIT = - 50% of internal standard area.
 RT UPPER LIMIT = + 0.50 minutes of internal standard RT.
 RT LOWER LIMIT = - 0.50 minutes of internal standard RT.

Analytical Resources, Inc.

RECOVERY REPORT

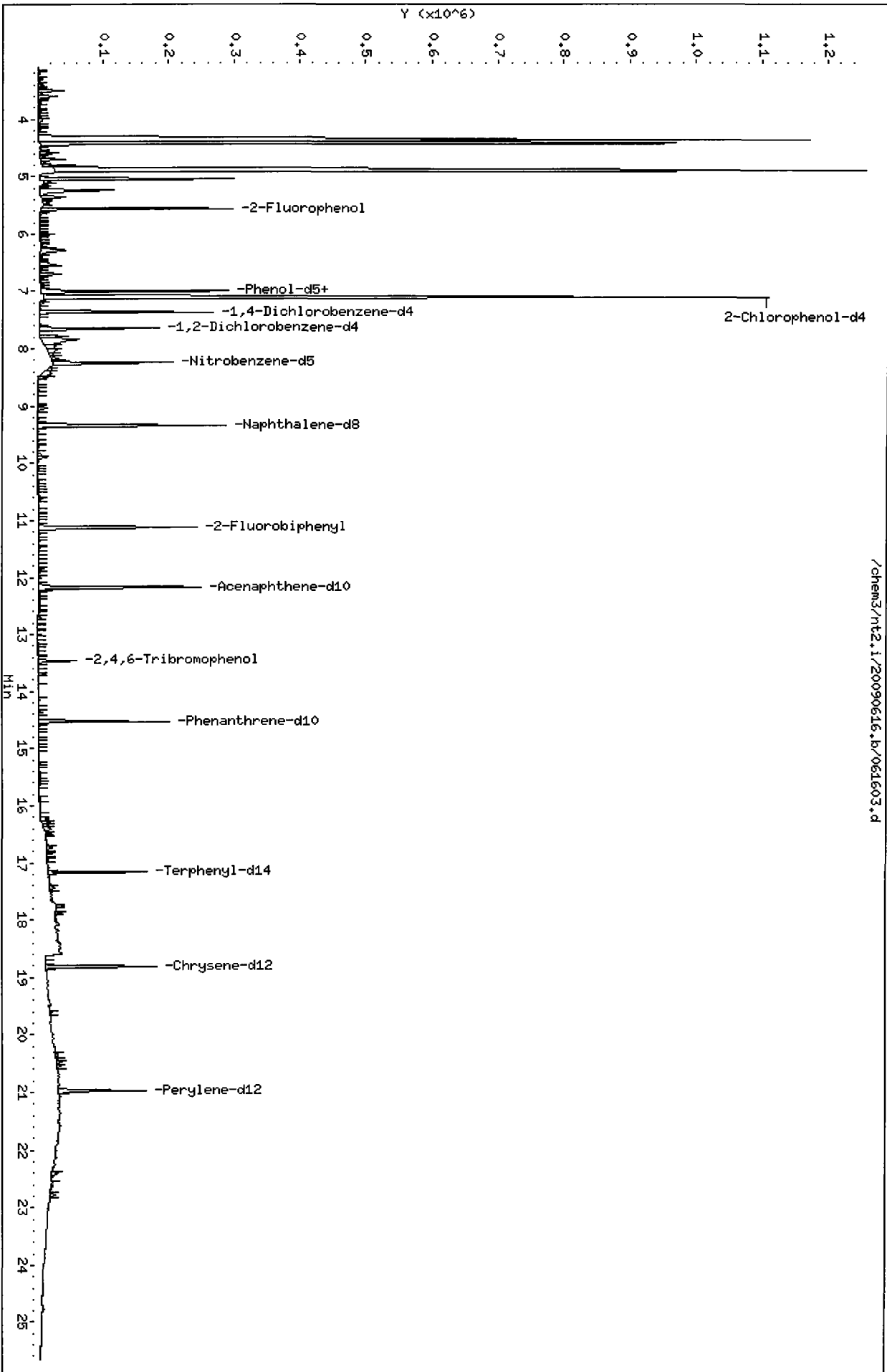
Client Name: ESC Client SDG: PB44
 Sample Matrix: SOLID Fraction: SV
 Lab Smp Id: PB44A Client Smp ID: 3SED4-A
 Level: LOW Operator: VTS
 Data Type: MS DATA SampleType: SAMPLE
 SpikeList File: wind.spk Quant Type: ISTD
 Sublist File: wind.sub
 Method File: /chem3/nt2.i/20090616.b/SIMABN.m
 Misc Info: 09-12787

SURROGATE COMPOUND	CONC ADDED ug/kg	CONC RECOVERED ug/kg	% RECOVERED	LIMITS
\$ 1 2-Fluorophenol	222.8	155.5	69.77	30-160
\$ 2 Phenol-d5	222.8	159.2	71.45	30-160
\$ 5 2-Chlorophenol-d4	222.8	174.6	78.37	30-160
\$ 10 1,2-Dichlorobenzen	148.6	98.51	66.31	30-160
\$ 18 Nitrobenzene-d5	148.6	105.4	70.96	30-160
\$ 36 2-Fluorobiphenyl	148.6	124.3	83.64	30-160
\$ 55 2,4,6-Tribromophen	222.8	210.9	94.64	30-160
\$ 66 Terphenyl-d14	148.6	147.0	98.97	30-160

Data File: /chem3/nt2.1/20090616.b/061603.d
Date: 16-JUN-2009 12:33
Client ID: 3SED4-A
Sample Info: PB44A
Volume Injected (uL): 2.0
Column phase: ZB-5

Instrument: nt2.1
Operator: VTS
Column diameter: 0.32

/chem3/nt2.1/20090616.b/061603.d



ORGANICS ANALYSIS DATA SHEET

Semivolatiles by Selected Ion Monitoring GC/MS

Sample ID: 3SED4-B

Page 1 of 1

SAMPLE

Lab Sample ID: PB44B

QC Report No: PB44-ENVIRONMENTAL SCIENCE CORP.

LIMS ID: 09-12788

Project: JELD-WEN NORD DOOR

Matrix: Sediment

Event: NA

Data Release Authorized:

Date Sampled: 06/04/09

Reported: 06/19/09

Date Received: 06/04/09

Date Extracted: 06/09/09

Sample Amount: 16.5 g-dry-wt

Date Analyzed: 06/16/09 13:07

Final Extract Volume: 1.0 mL

Instrument/Analyst: NT2/PK

Dilution Factor: 1.00

GPC Cleanup: Yes

Percent Moisture: 22.5%

Silica Gel Cleanup: No

Alumina Cleanup: No

CAS Number	Analyte	RL	Result
53-70-3	Dibenz(a,h)anthracene	6.1	< 6.1 U
106-46-7	1,4-Dichlorobenzene	6.1	< 6.1 U
120-82-1	1,2,4-Trichlorobenzene	6.1	< 6.1 U
118-74-1	Hexachlorobenzene	6.1	< 6.1 U
87-68-3	Hexachlorobutadiene	6.1	< 6.1 U
131-11-3	Dimethylphthalate	15	< 15 U
85-68-7	Butylbenzylphthalate	15	< 15 U
95-48-7	2-Methylphenol	6.1	< 6.1 U
105-67-9	2,4-Dimethylphenol	6.1	< 6.1 U
86-30-6	N-Nitrosodiphenylamine	6.1	< 6.1 U
100-51-6	Benzyl Alcohol	30	< 30 U
87-86-5	Pentachlorophenol	30	< 30 U
95-50-1	1,2-Dichlorobenzene	6.1	< 6.1 U
541-73-1	1,3-Dichlorobenzene	6.1	< 6.1 U

Reported in $\mu\text{g}/\text{kg}$ (ppb)

SIM Semivolatile Surrogate Recovery

2-Fluorobiphenyl	85.6%	d5-Phenol	73.3%
2-Fluorophenol	70.1%	d4-2-Chlorophenol	79.2%
d4-1,2-Dichlorobenzene	66.8%	d5-Nitrobenzene	70.8%
2,4,6-Tribromophenol	92.8%	d14-p-Terphenyl	102%

Analytical Resources, Inc.

Semivolatile Report SW846 Method 8270D

Data file : /chem3/nt2.i/20090616.b/061604.d
 Lab Smp Id: PB44B Client Smp ID: 3SED4-B
 Inj Date : 16-JUN-2009 13:07
 Operator : VTS Inst ID: nt2.i
 Smp Info : PB44B
 Misc Info : 09-12788
 Comment :
 Method : /chem3/nt2.i/20090616.b/SIMABN.m
 Meth Date : 16-Jun-2009 11:34 peter Quant Type: ISTD
 Cal Date : 11-MAY-2009 13:57 Cal File: ic051104.d
 Als bottle: 4
 Dil Factor: 1.00000
 Integrator: HP RTE Compound Sublist: wind.sub
 Target Version: 3.50
 Processing Host: cserv3

Concentration Formula: Amt * DF * Vt/(Ws * (100 - M)/100) * CpndVariable

Name	Value	Description
DF	1.00000	Dilution Factor
Vt	1000.00000	Volume of final extract (uL)
Ws	21.30000	Weight of sample extracted (g)
M	22.50000	% Moisture

Cpnd Variable

Local Compound Variable

Compounds	QUANT	SIG	RT	EXP RT	REL RT	RESPONSE	CONCENTRATIONS	
							ON-COLUMN (ug/mL)	FINAL (ug/kg)
\$ 1 2-Fluorophenol	112		5.568	5.527	(0.756)	210309	2.62628	159.1
\$ 2 Phenol-d5	99		7.008	6.961	(0.951)	292091	2.75467	166.9
3 Phenol	94		7.020	6.972	(0.953)	139237	0.98461	59.65
\$ 5 2-Chlorophenol-d4	132		7.089	7.076	(0.962)	211292	2.96515	179.6
7 1,3-Dichlorobenzene	146					Compound Not Detected.		
* 8 1,4-Dichlorobenzene-d4	152		7.368	7.368	(1.000)	134035	2.00000	
9 1,4-Dichlorobenzene	146					Compound Not Detected.		
\$ 10 1,2-Dichlorobenzene-d4	152		7.662	7.645	(1.040)	84917	1.66757	101.0
11 Benzyl alcohol	79					Compound Not Detected.		
12 1,2-Dichlorobenzene	146					Compound Not Detected.		
13 2-Methylphenol	108					Compound Not Detected.		
15 4-Methylphenol	108		8.112	8.096	(1.101)	12006	0.13730	8.317
16 N-Nitroso-di-n-propylamine	70					Compound Not Detected.		
\$ 18 Nitrobenzene-d5	82		8.250	8.250	(0.883)	201131	1.76546	106.9
22 2,4-Dimethylphenol	107					Compound Not Detected.		

Compounds	QUANT SIG MASS	RT	EXP RT	REL RT	RESPONSE	CONCENTRATIONS	
						ON-COLUMN (ug/mL)	FINAL (ug/kg)
26 1,2,4-Trichlorobenzene	180				Compound Not Detected.		
* 27 Naphthalene-d8	136	9.343	9.343	(1.000)	419683	2.00000	
30 Hexachlorobutadiene	225				Compound Not Detected.		
\$ 36 2-Fluorobiphenyl	172	11.128	11.128	(0.915)	285807	2.13606	129.4
39 Dimethylphthalate	163				Compound Not Detected.		
* 42 Acenaphthene-d10	162	12.166	12.166	(1.000)	187552	2.00000	
50 Diethylphthalate	149	12.998	13.008	(1.068)	9251	0.06470	3.920 (M)
54 N-Nitrosodiphenylamine	169				Compound Not Detected.		
\$ 55 2,4,6-Tribromophenol	330	13.461	13.460	(0.927)	51443	3.47845	210.7
57 Hexachlorobenzene	284				Compound Not Detected.		
58 Pentachlorophenol	266	14.359	14.360	(0.988)	1350	0.06416	3.886
* 59 Phenanthrene-d10	188	14.528	14.529	(1.000)	312857	2.00000	
\$ 66 Terphenyl-d14	244	17.166	17.167	(0.912)	173920	2.55859	155.0
67 Butylbenzylphthalate	149	18.068	18.046	(0.960)	6072	0.07144	4.327
* 69 Chrysene-d12	240	18.814	18.814	(1.000)	218519	2.00000	
* 77 Perylene-d12	264	20.968	20.953	(1.000)	151844	2.00000	
79 Dibenzo(a,h)anthracene	278				Compound Not Detected.		
90 N-Nitrosodimethylamine	74				Compound Not Detected.		

QC Flag Legend

M - Compound response manually integrated.

Analytical Resources, Inc.

INTERNAL STANDARD COMPOUNDS
 AREA AND RT SUMMARY

Instrument ID: nt2.i
 Lab File ID: 061604.d
 Lab Smp Id: PB44B
 Analysis Type: SV
 Quant Type: ISTD
 Operator: VTS
 Method File: /chem3/nt2.i/20090616.b/SIMABN.m
 Misc Info: 09-12788

Calibration Date: 16-JUN-2009
 Calibration Time: 10:48
 Client Smp ID: 3SED4-B
 Level: LOW
 Sample Type: Sediment

Test Mode:
 Use Initial Calibration Level 4.

COMPOUND	STANDARD	AREA LIMIT		SAMPLE	%DIFF
		LOWER	UPPER		
8 1,4-Dichlorobenze	119785	59892	239570	134035	11.90
27 Naphthalene-d8	372217	186108	744434	419683	12.75
42 Acenaphthene-d10	182713	91356	365426	187552	2.65
59 Phenanthrene-d10	286879	143440	573758	312857	9.06
69 Chrysene-d12	251912	125956	503824	218519	-13.26
77 Perylene-d12	231524	115762	463048	151844	-34.42

COMPOUND	STANDARD	RT LIMIT		SAMPLE	%DIFF
		LOWER	UPPER		
8 1,4-Dichlorobenze	7.37	6.87	7.87	7.37	0.00
27 Naphthalene-d8	9.34	8.84	9.84	9.34	0.00
42 Acenaphthene-d10	12.17	11.67	12.67	12.17	0.00
59 Phenanthrene-d10	14.53	14.03	15.03	14.53	0.00
69 Chrysene-d12	18.81	18.31	19.31	18.81	0.00
77 Perylene-d12	20.95	20.45	21.45	20.97	0.07

AREA UPPER LIMIT = +100% of internal standard area.
 AREA LOWER LIMIT = - 50% of internal standard area.
 RT UPPER LIMIT = + 0.50 minutes of internal standard RT.
 RT LOWER LIMIT = - 0.50 minutes of internal standard RT.

Analytical Resources, Inc.

RECOVERY REPORT

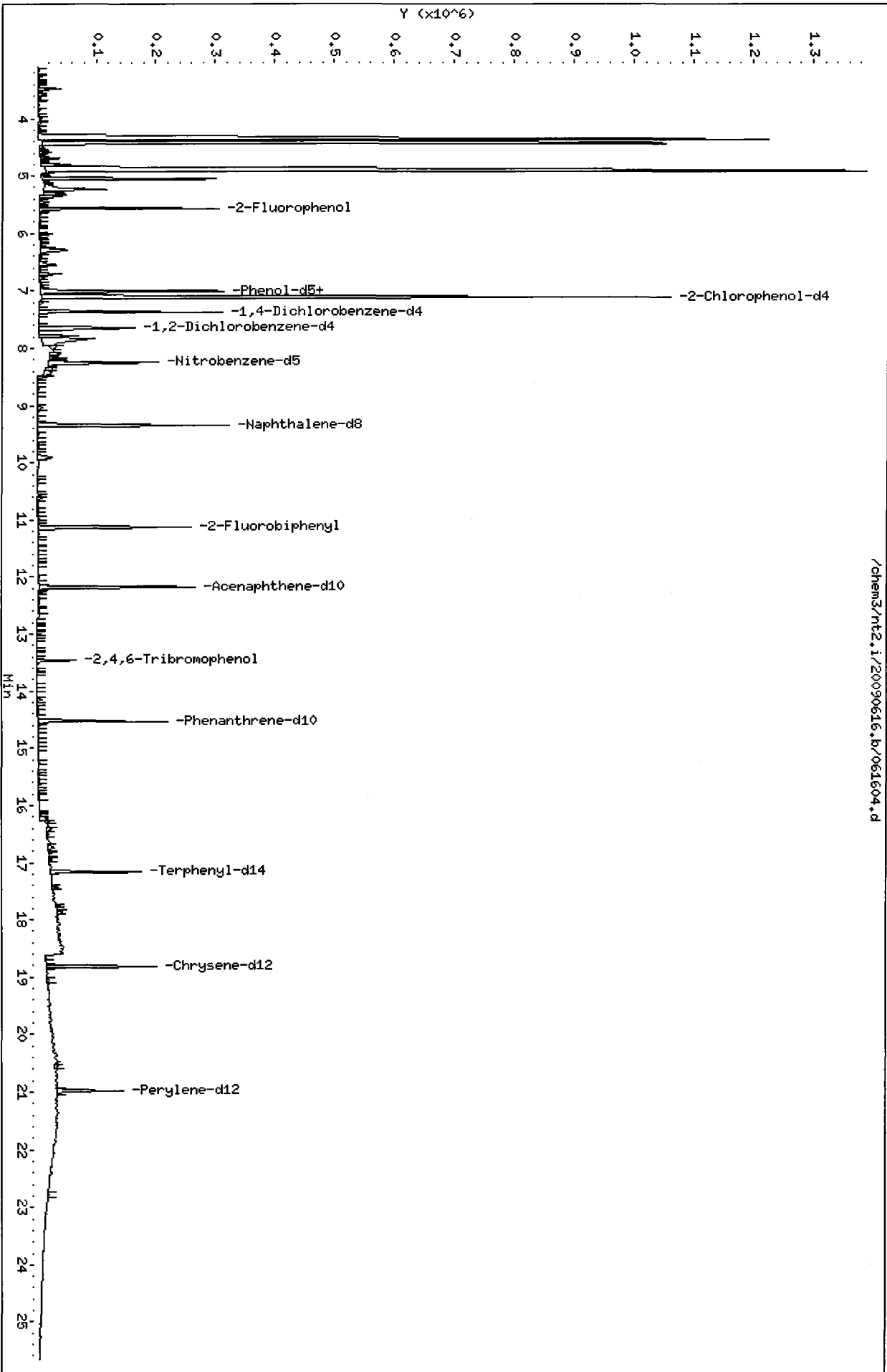
Client Name: ESC Client SDG: PB44
 Sample Matrix: SOLID Fraction: SV
 Lab Smp Id: PB44B Client Smp ID: 3SED4-B
 Level: LOW Operator: VTS
 Data Type: MS DATA SampleType: SAMPLE
 SpikeList File: wind.spk Quant Type: ISTD
 Sublist File: wind.sub
 Method File: /chem3/nt2.i/20090616.b/SIMABN.m
 Misc Info: 09-12788

SURROGATE COMPOUND	CONC ADDED ug/kg	CONC RECOVERED ug/kg	% RECOVERED	LIMITS
\$ 1 2-Fluorophenol	227.2	159.1	70.03	30-160
\$ 2 Phenol-d5	227.2	166.9	73.46	30-160
\$ 5 2-Chlorophenol-d4	227.2	179.6	79.07	30-160
\$ 10 1,2-Dichlorobenzen	151.4	101.0	66.70	30-160
\$ 18 Nitrobenzene-d5	151.4	106.9	70.62	30-160
\$ 36 2-Fluorobiphenyl	151.4	129.4	85.44	30-160
\$ 55 2,4,6-Tribromophen	227.2	210.7	92.76	30-160
\$ 66 Terphenyl-d14	151.4	155.0	102.34	30-160

Data File: /chem3/nt2.i/20090616.b/061604.d
Date: 16-JUN-2009 13:07
Client ID: 3SEED4-B
Sample Info: PB44B
Volume Injected (uL): 2.0
Column phase: ZB-5

Instrument: nt2.i
Operator: VTS
Column diameter: 0.32

/chem3/nt2.i/20090616.b/061604.d



ORGANICS ANALYSIS DATA SHEET

Semivolatiles by Selected Ion Monitoring GC/MS

Sample ID: 3SED4-C
SAMPLE

Page 1 of 1

Lab Sample ID: PB44C


QC Report No: PB44-ENVIRONMENTAL SCIENCE CORP.

LIMS ID: 09-12789

Project: JELD-WEN NORD DOOR

Matrix: Sediment

Event: NA

Data Release Authorized: 

Date Sampled: 06/04/09

Reported: 06/19/09

Date Received: 06/04/09

Date Extracted: 06/09/09

Sample Amount: 16.8 g-dry-wt

Date Analyzed: 06/16/09 13:41

Final Extract Volume: 1.0 mL

Instrument/Analyst: NT2/PK

Dilution Factor: 1.00

GPC Cleanup: Yes

Percent Moisture: 25.3%

Silica Gel Cleanup: No

Alumina Cleanup: No

CAS Number	Analyte	RL	Result
53-70-3	Dibenz (a, h) anthracene	6.0	< 6.0 U
106-46-7	1,4-Dichlorobenzene	6.0	< 6.0 U
120-82-1	1,2,4-Trichlorobenzene	6.0	< 6.0 U
118-74-1	Hexachlorobenzene	6.0	< 6.0 U
87-68-3	Hexachlorobutadiene	6.0	< 6.0 U
131-11-3	Dimethylphthalate	15	< 15 U
85-68-7	Butylbenzylphthalate	15	< 15 U
95-48-7	2-Methylphenol	6.0	< 6.0 U
105-67-9	2,4-Dimethylphenol	6.0	< 6.0 U
86-30-6	N-Nitrosodiphenylamine	6.0	< 6.0 U
100-51-6	Benzyl Alcohol	30	< 30 U
87-86-5	Pentachlorophenol	30	< 30 U
95-50-1	1,2-Dichlorobenzene	6.0	< 6.0 U
541-73-1	1,3-Dichlorobenzene	6.0	< 6.0 U

Reported in $\mu\text{g}/\text{kg}$ (ppb)

SIM Semivolatile Surrogate Recovery

2-Fluorobiphenyl	82.4%	d5-Phenol	71.5%
2-Fluorophenol	67.2%	d4-2-Chlorophenol	76.3%
d4-1,2-Dichlorobenzene	65.2%	d5-Nitrobenzene	68.4%
2,4,6-Tribromophenol	91.5%	d14-p-Terphenyl	104%

Analytical Resources, Inc.

Semivolatle Report SW846 Method 8270D

Data file : /chem3/nt2.i/20090616.b/061605.d
 Lab Smp Id: PB44C Client Smp ID: 3SED4-C
 Inj Date : 16-JUN-2009 13:41
 Operator : VTS Inst ID: nt2.i
 Smp Info : PB44C
 Misc Info : 09-12789
 Comment :
 Method : /chem3/nt2.i/20090616.b/SIMABN.m
 Meth Date : 16-Jun-2009 11:34 peter Quant Type: ISTD
 Cal Date : 11-MAY-2009 13:57 Cal File: ic051104.d
 Als bottle: 5
 Dil Factor: 1.00000
 Integrator: HP RTE Compound Sublist: wind.sub
 Target Version: 3.50
 Processing Host: cserv3

Concentration Formula: Amt * DF * Vt/(Ws * (100 - M)/100) * CpndVariable

Name	Value	Description
DF	1.00000	Dilution Factor
Vt	1000.00000	Volume of final extract (uL)
Ws	22.50000	Weight of sample extracted (g)
M	25.30000	% Moisture

Cpnd Variable

Local Compound Variable

Compounds	QUANT	SIG	MASS	RT	EXP RT	REL RT	RESPONSE	CONCENTRATIONS	
								ON-COLUMN	FINAL
								(ug/mL)	(ug/kg)
\$ 1 2-Fluorophenol	112			5.566	5.527	(0.756)	200042	2.51999	149.9
\$ 2 Phenol-d5	99			7.007	6.961	(0.951)	281503	2.67811	159.3
3 Phenol	94			7.019	6.972	(0.953)	14560	0.10386	6.180
\$ 5 2-Chlorophenol-d4	132			7.088	7.076	(0.962)	201966	2.85915	170.1
7 1,3-Dichlorobenzene	146			Compound Not Detected.					
* 8 1,4-Dichlorobenzene-d4	152			7.367	7.368	(1.000)	132869	2.00000	
9 1,4-Dichlorobenzene	146			Compound Not Detected.					
\$ 10 1,2-Dichlorobenzene-d4	152			7.661	7.645	(1.040)	82036	1.62513	96.69
11 Benzyl alcohol	79			Compound Not Detected.					
12 1,2-Dichlorobenzene	146			Compound Not Detected.					
13 2-Methylphenol	108			Compound Not Detected.					
15 4-Methylphenol	108			8.111	8.096	(1.101)	14809	0.17084	10.16
16 N-Nitroso-di-n-propylamine	70			Compound Not Detected.					
\$ 18 Nitrobenzene-d5	82			8.250	8.250	(0.883)	189036	1.71084	101.8
22 2,4-Dimethylphenol	107			Compound Not Detected.					

Compounds	QUANT SIG MASS	RT	EXP RT	REL RT	RESPONSE	CONCENTRATIONS	
						ON-COLUMN (ug/mL)	FINAL (ug/kg)
26 1,2,4-Trichlorobenzene	180				Compound Not Detected.		
* 27 Naphthalene-d8	136	9.343	9.343	(1.000)	407038	2.00000	
30 Hexachlorobutadiene	225				Compound Not Detected.		
\$ 36 2-Fluorobiphenyl	172	11.129	11.128	(0.915)	278017	2.06227	122.7
39 Dimethylphthalate	163				Compound Not Detected.		
* 42 Acenaphthene-d10	162	12.167	12.166	(1.000)	188968	2.00000	
50 Diethylphthalate	149	12.997	13.008	(1.068)	18960	0.13161	7.831 (M)
54 N-Nitrosodiphenylamine	169				Compound Not Detected.		
\$ 55 2,4,6-Tribromophenol	330	13.460	13.460	(0.926)	52095	3.42767	203.9
57 Hexachlorobenzene	284				Compound Not Detected.		
58 Pentachlorophenol	266	14.360	14.360	(0.988)	3724	0.17221	10.25
* 59 Phenanthrene-d10	188	14.529	14.529	(1.000)	321516	2.00000	
\$ 66 Terphenyl-d14	244	17.167	17.167	(0.913)	173075	2.60896	155.2
67 Butylbenzylphthalate	149	18.058	18.046	(0.960)	4588	0.05531	3.291 (M)
* 69 Chrysene-d12	240	18.813	18.814	(1.000)	213259	2.00000	
* 77 Perylene-d12	264	20.967	20.953	(1.000)	147003	2.00000	
79 Dibenzo(a,h)anthracene	278	22.414	22.400	(1.069)	5086	0.07449	4.432 (M)
90 N-Nitrosodimethylamine	74				Compound Not Detected.		

QC Flag Legend

M - Compound response manually integrated.

Analytical Resources, Inc.

INTERNAL STANDARD COMPOUNDS
 AREA AND RT SUMMARY

Instrument ID: nt2.i
 Lab File ID: 061605.d
 Lab Smp Id: PB44C
 Analysis Type: SV
 Quant Type: ISTD
 Operator: VTS
 Method File: /chem3/nt2.i/20090616.b/SIMABN.m
 Misc Info: 09-12789

Calibration Date: 16-JUN-2009
 Calibration Time: 10:48
 Client Smp ID: 3SED4-C
 Level: LOW
 Sample Type: Sediment

Test Mode:
 Use Initial Calibration Level 4.

COMPOUND	STANDARD	AREA LIMIT		SAMPLE	%DIFF
		LOWER	UPPER		
8 1,4-Dichlorobenze	119785	59892	239570	132869	10.92
27 Naphthalene-d8	372217	186108	744434	407038	9.36
42 Acenaphthene-d10	182713	91356	365426	188968	3.42
59 Phenanthrene-d10	286879	143440	573758	321516	12.07
69 Chrysene-d12	251912	125956	503824	213259	-15.34
77 Perylene-d12	231524	115762	463048	147003	-36.51

COMPOUND	STANDARD	RT LIMIT		SAMPLE	%DIFF
		LOWER	UPPER		
8 1,4-Dichlorobenze	7.37	6.87	7.87	7.37	-0.02
27 Naphthalene-d8	9.34	8.84	9.84	9.34	0.00
42 Acenaphthene-d10	12.17	11.67	12.67	12.17	0.00
59 Phenanthrene-d10	14.53	14.03	15.03	14.53	0.00
69 Chrysene-d12	18.81	18.31	19.31	18.81	-0.01
77 Perylene-d12	20.95	20.45	21.45	20.97	0.07

AREA UPPER LIMIT = +100% of internal standard area.
 AREA LOWER LIMIT = - 50% of internal standard area.
 RT UPPER LIMIT = + 0.50 minutes of internal standard RT.
 RT LOWER LIMIT = - 0.50 minutes of internal standard RT.

Analytical Resources, Inc.

RECOVERY REPORT

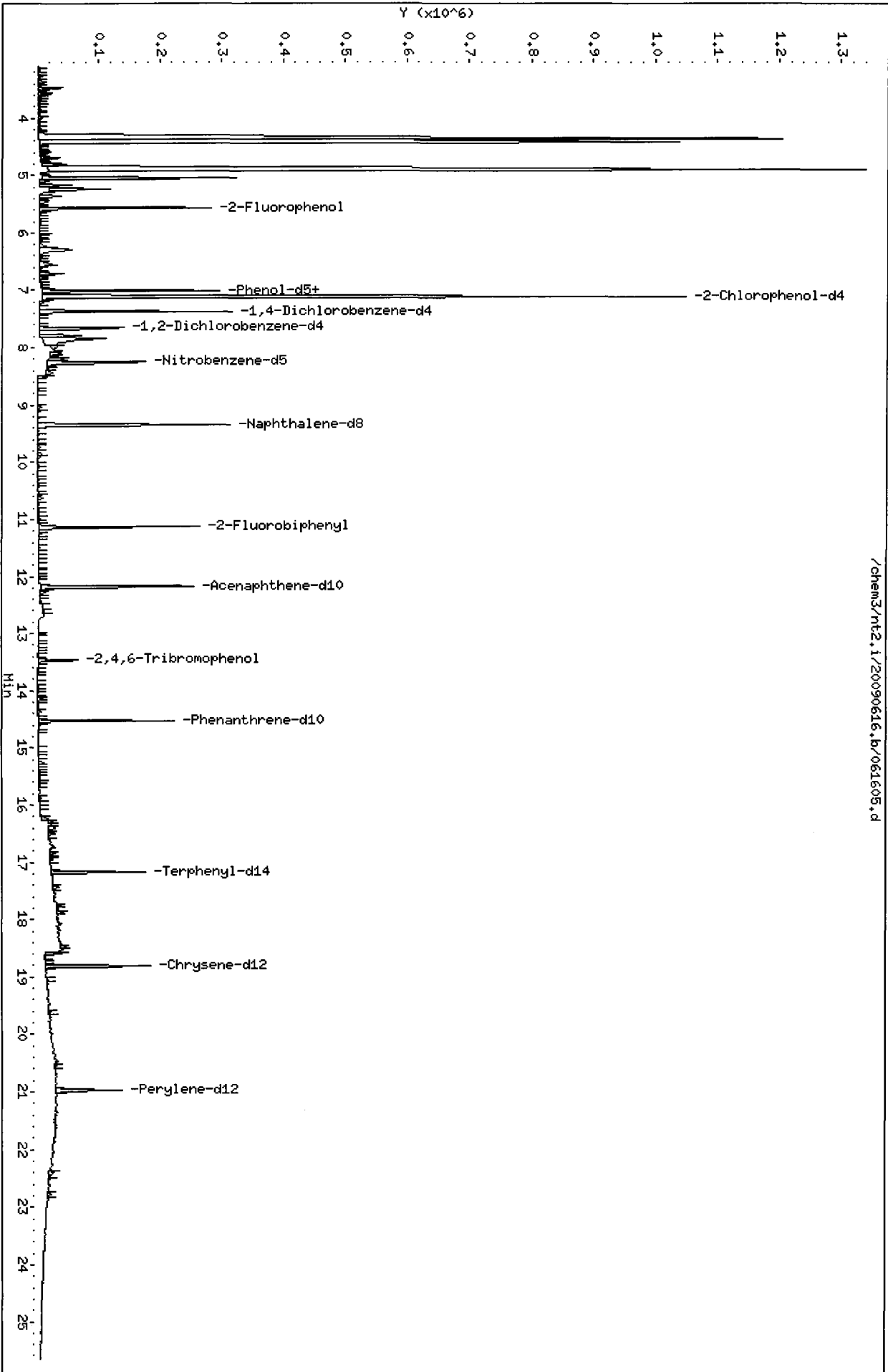
Client Name: ESC Client SDG: PB44
 Sample Matrix: SOLID Fraction: SV
 Lab Smp Id: PB44C Client Smp ID: 3SED4-C
 Level: LOW Operator: VTS
 Data Type: MS DATA SampleType: SAMPLE
 SpikeList File: wind.spk Quant Type: ISTD
 Sublist File: wind.sub
 Method File: /chem3/nt2.i/20090616.b/SIMABN.m
 Misc Info: 09-12789

SURROGATE COMPOUND	CONC ADDED ug/kg	CONC RECOVERED ug/kg	% RECOVERED	LIMITS
\$ 1 2-Fluorophenol	223.1	149.9	67.20	30-160
\$ 2 Phenol-d5	223.1	159.3	71.42	30-160
\$ 5 2-Chlorophenol-d4	223.1	170.1	76.24	30-160
\$ 10 1,2-Dichlorobenzen	148.7	96.69	65.01	30-160
\$ 18 Nitrobenzene-d5	148.7	101.8	68.43	30-160
\$ 36 2-Fluorobiphenyl	148.7	122.7	82.49	30-160
\$ 55 2,4,6-Tribromophen	223.1	203.9	91.40	30-160
\$ 66 Terphenyl-d14	148.7	155.2	104.36	30-160

Data File: /chem3/nt2.1/20090616.b/061605.d
Date: 16-JUN-2009 13:41
Client ID: 3SEED4-C
Sample Info: PB44C
Volume Injected (µL): 2.0
Column phase: ZB-5

Instrument: nt2.1
Operator: VTS
Column diameter: 0.32

/chem3/nt2.1/20090616.b/061605.d



ORGANICS ANALYSIS DATA SHEET

Semivolatiles by Selected Ion Monitoring GC/MS

Sample ID: 3SED3-A

Page 1 of 1

SAMPLE

Lab Sample ID: PB44D

QC Report No: PB44-ENVIRONMENTAL SCIENCE CORP.

LIMS ID: 09-12790

Project: JELD-WEN NORD DOOR

Matrix: Sediment

Event: NA

Data Release Authorized: *AS*

Date Sampled: 06/04/09

Reported: 06/19/09

Date Received: 06/04/09

Date Extracted: 06/09/09

Sample Amount: 17.4 g-dry-wt

Date Analyzed: 06/16/09 14:16

Final Extract Volume: 1.0 mL

Instrument/Analyst: NT2/PK

Dilution Factor: 1.00

GPC Cleanup: Yes

Percent Moisture: 16.3%

Silica Gel Cleanup: No

Alumina Cleanup: No

CAS Number	Analyte	RL	Result
53-70-3	Dibenz (a,h) anthracene	5.8	14
106-46-7	1,4-Dichlorobenzene	5.8	< 5.8 U
120-82-1	1,2,4-Trichlorobenzene	5.8	< 5.8 U
118-74-1	Hexachlorobenzene	5.8	< 5.8 U
87-68-3	Hexachlorobutadiene	5.8	< 5.8 U
131-11-3	Dimethylphthalate	14	< 14 U
85-68-7	Butylbenzylphthalate	14	< 14 U
95-48-7	2-Methylphenol	5.8	< 5.8 U
105-67-9	2,4-Dimethylphenol	5.8	< 5.8 U
86-30-6	N-Nitrosodiphenylamine	5.8	< 5.8 U
100-51-6	Benzyl Alcohol	29	< 29 U
87-86-5	Pentachlorophenol	29	110
95-50-1	1,2-Dichlorobenzene	5.8	< 5.8 U
541-73-1	1,3-Dichlorobenzene	5.8	< 5.8 U

Reported in µg/kg (ppb)

SIM Semivolatile Surrogate Recovery

2-Fluorobiphenyl	82.8%	d5-Phenol	74.4%
2-Fluorophenol	69.9%	d4-2-Chlorophenol	77.9%
d4-1,2-Dichlorobenzene	63.6%	d5-Nitrobenzene	72.4%
2,4,6-Tribromophenol	108%	d14-p-Terphenyl	149%

Analytical Resources, Inc.

Semivolatile Report SW846 Method 8270D

Data file : /chem3/nt2.i/20090616.b/061606.d
 Lab Smp Id: PB44D Client Smp ID: 3SED3-A
 Inj Date : 16-JUN-2009 14:16
 Operator : VTS Inst ID: nt2.i
 Smp Info : PB44D
 Misc Info : 09-12790
 Comment :
 Method : /chem3/nt2.i/20090616.b/SIMABN.m
 Meth Date : 16-Jun-2009 11:34 peter Quant Type: ISTD
 Cal Date : 11-MAY-2009 13:57 Cal File: ic051104.d
 Als bottle: 6
 Dil Factor: 1.00000
 Integrator: HP RTE Compound Sublist: wind.sub
 Target Version: 3.50
 Processing Host: cserv3

Concentration Formula: Amt * DF * Vt / (Ws * (100 - M) / 100) * CpndVariable

Name	Value	Description
DF	1.00000	Dilution Factor
Vt	1000.00000	Volume of final extract (uL)
Ws	20.80000	Weight of sample extracted (g)
M	16.30000	% Moisture

Cpnd Variable

Local Compound Variable

Compounds	QUANT	SIG	MASS	RT	EXP RT	REL RT	RESPONSE	CONCENTRATIONS		
								ON-COLUMN (ug/mL)	FINAL (ug/kg)	
\$ 1 2-Fluorophenol	112			5.567	5.527	(0.756)	209499	2.61908	150.4	
\$ 2 Phenol-d5	99			7.008	6.961	(0.951)	295013	2.78532	160.0	
3 Phenol	94			7.019	6.972	(0.953)	8080	0.05720	3.286	
\$ 5 2-Chlorophenol-d4	132			7.089	7.076	(0.962)	208074	2.92324	167.9	
7 1,3-Dichlorobenzene	146			Compound Not Detected.						
* 8 1,4-Dichlorobenzene-d4	152			7.368	7.368	(1.000)	133886	2.00000		
9 1,4-Dichlorobenzene	146			Compound Not Detected.						
\$ 10 1,2-Dichlorobenzene-d4	152			7.662	7.645	(1.040)	80967	1.59177	91.43	
11 Benzyl alcohol	79			Compound Not Detected.						
12 1,2-Dichlorobenzene	146			Compound Not Detected.						
13 2-Methylphenol	108			Compound Not Detected.						
15 4-Methylphenol	108			Compound Not Detected.						
16 N-Nitroso-di-n-propylamine	70			Compound Not Detected.						
\$ 18 Nitrobenzene-d5	82			8.250	8.250	(0.883)	195434	1.80955	103.9	
22 2,4-Dimethylphenol	107			Compound Not Detected.						

Compounds	QUANT SIG MASS	RT	EXP RT	REL RT	RESPONSE	CONCENTRATIONS	
						ON-COLUMN (ug/mL)	FINAL (ug/kg)
26 1,2,4-Trichlorobenzene	180				Compound Not Detected.		
* 27 Naphthalene-d8	136	9.342	9.343	(1.000)	397860	2.00000	
30 Hexachlorobutadiene	225				Compound Not Detected.		
\$ 36 2-Fluorobiphenyl	172	11.128	11.128	(0.913)	281178	2.06677	118.7
39 Dimethylphthalate	163	11.854	11.855	(0.973)	15375	0.10779	6.191
* 42 Acenaphthene-d10	162	12.183	12.166	(1.000)	190700	2.00000	
50 Diethylphthalate	149	12.998	13.008	(1.067)	13116	0.09022	5.182 (M)
54 N-Nitrosodiphenylamine	169				Compound Not Detected.		
\$ 55 2,4,6-Tribromophenol	330	13.461	13.460	(0.927)	53955	4.05114	232.7
57 Hexachlorobenzene	284				Compound Not Detected.		
58 Pentachlorophenol	266	14.359	14.360	(0.988)	35316	1.86361	107.0
* 59 Phenanthrene-d10	188	14.528	14.529	(1.000)	281748	2.00000	
\$ 66 Terphenyl-d14	244	17.178	17.167	(0.912)	167888	3.71929	213.6
67 Butylbenzylphthalate	149				Compound Not Detected.		
* 69 Chrysene-d12	240	18.829	18.814	(1.000)	145111	2.00000	
* 77 Perylene-d12	264	21.015	20.953	(1.000)	64764	2.00000	
79 Dibenzo(a,h)anthracene	278	22.461	22.400	(1.069)	7223	0.24012	13.79 (M)
90 N-Nitrosodimethylamine	74				Compound Not Detected.		

QC Flag Legend

M - Compound response manually integrated.

Analytical Resources, Inc.

INTERNAL STANDARD COMPOUNDS
 AREA AND RT SUMMARY

Instrument ID: nt2.i
 Lab File ID: 061606.d
 Lab Smp Id: PB44D
 Analysis Type: SV
 Quant Type: ISTD
 Operator: VTS
 Method File: /chem3/nt2.i/20090616.b/SIMABN.m
 Misc Info: 09-12790

Calibration Date: 16-JUN-2009
 Calibration Time: 10:48
 Client Smp ID: 3SED3-A
 Level: LOW
 Sample Type: Sediment

Test Mode:
 Use Initial Calibration Level 4.

COMPOUND	STANDARD	AREA LIMIT		SAMPLE	%DIFF
		LOWER	UPPER		
8 1,4-Dichlorobenze	119785	59892	239570	133886	11.77
27 Naphthalene-d8	372217	186108	744434	397860	6.89
42 Acenaphthene-d10	182713	91356	365426	190700	4.37
59 Phenanthrene-d10	286879	143440	573758	281748	-1.79
69 Chrysene-d12	251912	125956	503824	145111	-42.40
77 Perylene-d12	231524	115762	463048	64764	-72.03

COMPOUND	STANDARD	RT LIMIT		SAMPLE	%DIFF
		LOWER	UPPER		
8 1,4-Dichlorobenze	7.37	6.87	7.87	7.37	0.00
27 Naphthalene-d8	9.34	8.84	9.84	9.34	-0.01
42 Acenaphthene-d10	12.17	11.67	12.67	12.18	0.14
59 Phenanthrene-d10	14.53	14.03	15.03	14.53	0.00
69 Chrysene-d12	18.81	18.31	19.31	18.83	0.08
77 Perylene-d12	20.95	20.45	21.45	21.01	0.29

AREA UPPER LIMIT = +100% of internal standard area.
 AREA LOWER LIMIT = - 50% of internal standard area.
 RT UPPER LIMIT = + 0.50 minutes of internal standard RT.
 RT LOWER LIMIT = - 0.50 minutes of internal standard RT.

Analytical Resources, Inc.

RECOVERY REPORT

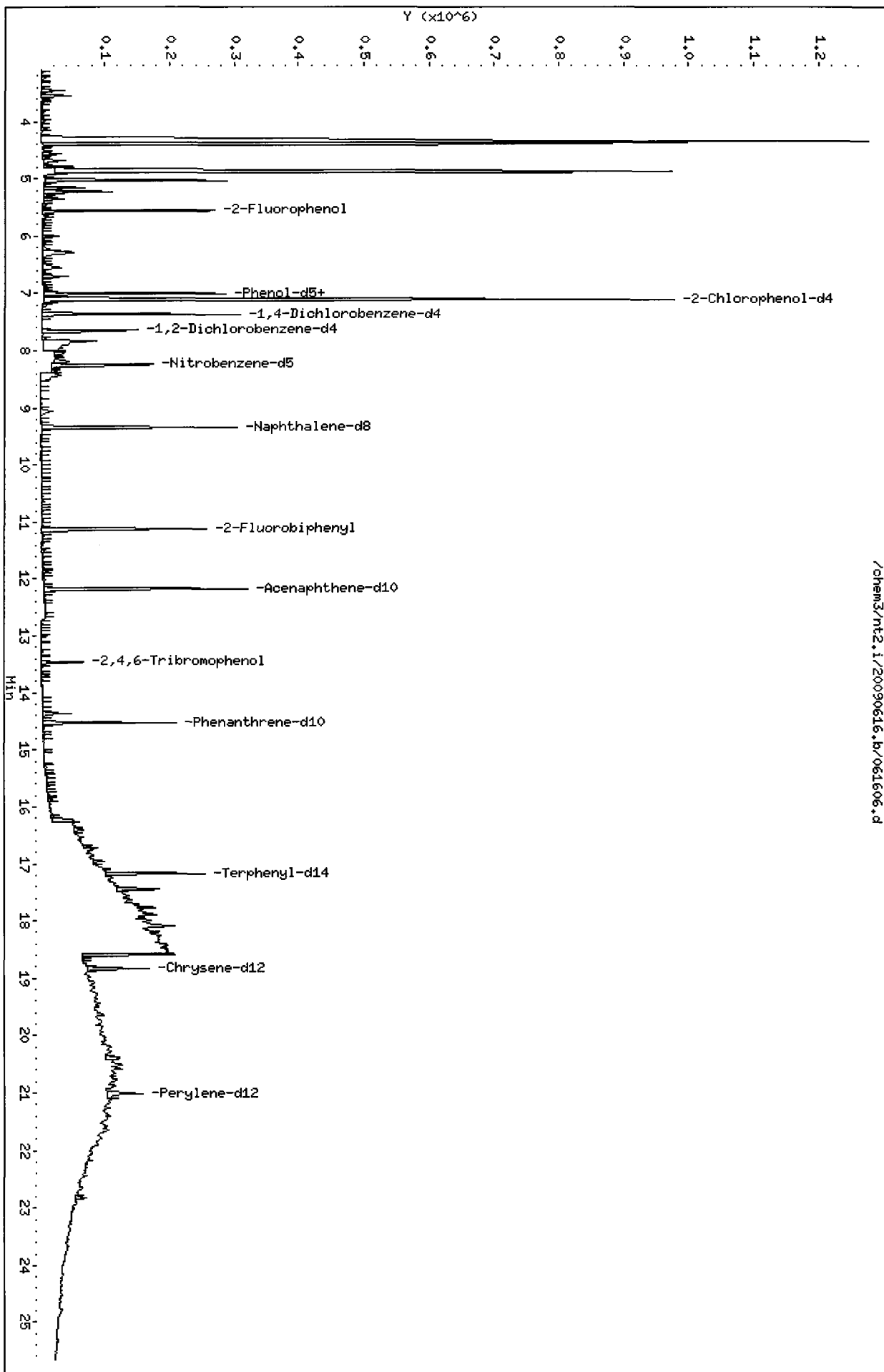
Client Name: ESC Client SDG: PB44
 Sample Matrix: SOLID Fraction: SV
 Lab Smp Id: PB44D Client Smp ID: 3SED3-A
 Level: LOW Operator: VTS
 Data Type: MS DATA SampleType: SAMPLE
 SpikeList File: wind.spk Quant Type: ISTD
 Sublist File: wind.sub
 Method File: /chem3/nt2.i/20090616.b/SIMABN.m
 Misc Info: 09-12790

SURROGATE COMPOUND	CONC ADDED ug/kg	CONC RECOVERED ug/kg	% RECOVERED	LIMITS
\$ 1 2-Fluorophenol	215.4	150.4	69.84	30-160
\$ 2 Phenol-d5	215.4	160.0	74.28	30-160
\$ 5 2-Chlorophenol-d4	215.4	167.9	77.95	30-160
\$ 10 1,2-Dichlorobenzen	143.6	91.43	63.67	30-160
\$ 18 Nitrobenzene-d5	143.6	103.9	72.38	30-160
\$ 36 2-Fluorobiphenyl	143.6	118.7	82.67	30-160
\$ 55 2,4,6-Tribromophen	215.4	232.7	108.03	30-160
\$ 66 Terphenyl-d14	143.6	213.6	148.77	30-160

Data File: /chem3/nt2.1/20090616.b/061606.d
Date: 16-JUN-2009 14:16
Client ID: 3SED3-A
Sample Info: PB44D
Volume Injected (uL): 2.0
Column phase: ZB-5

Instrument: nt2.1
Operator: VTS
Column diameter: 0.32

/chem3/nt2.1/20090616.b/061606.d



Date : 16-JUN-2009 14:16

Client ID: 3SED3-A

Instrument: nt2.i

Sample Info: PB44D

Volume Injected (uL): 2.0

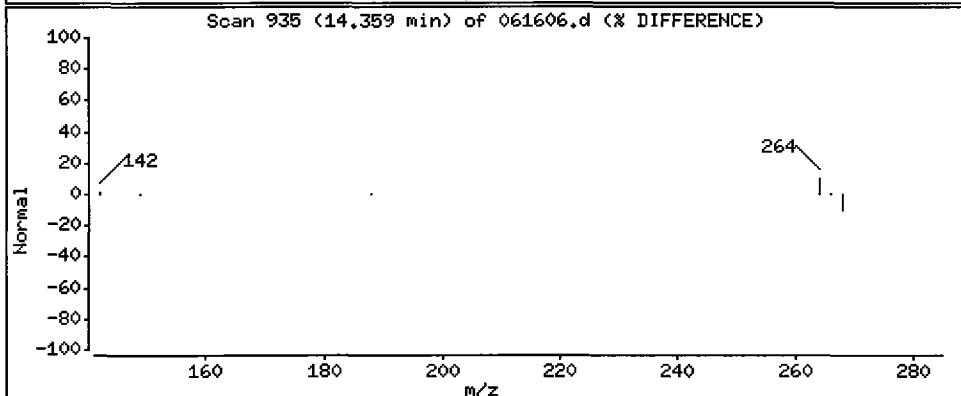
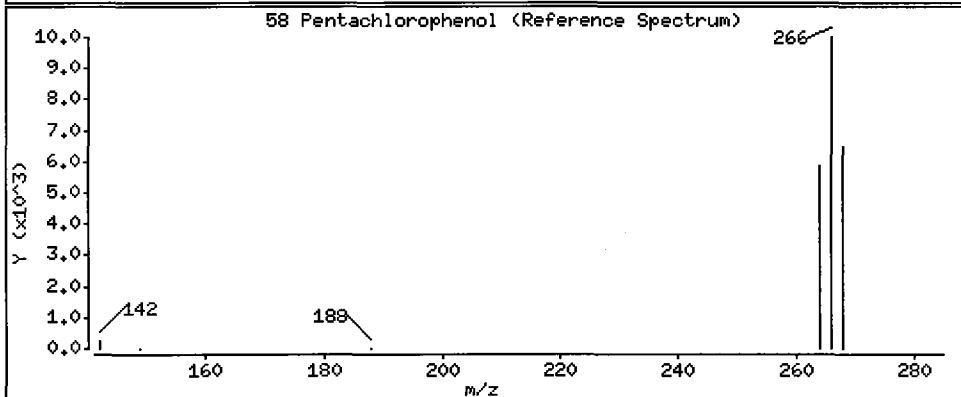
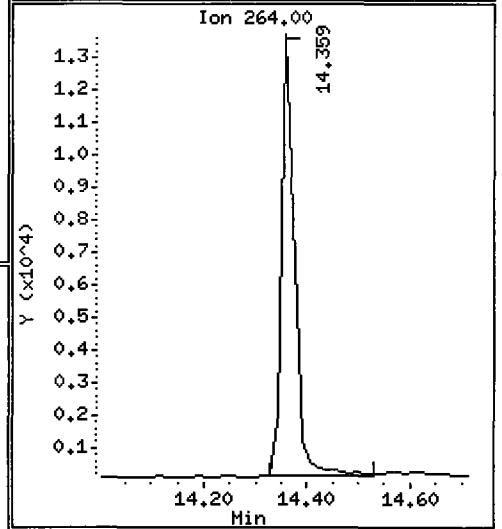
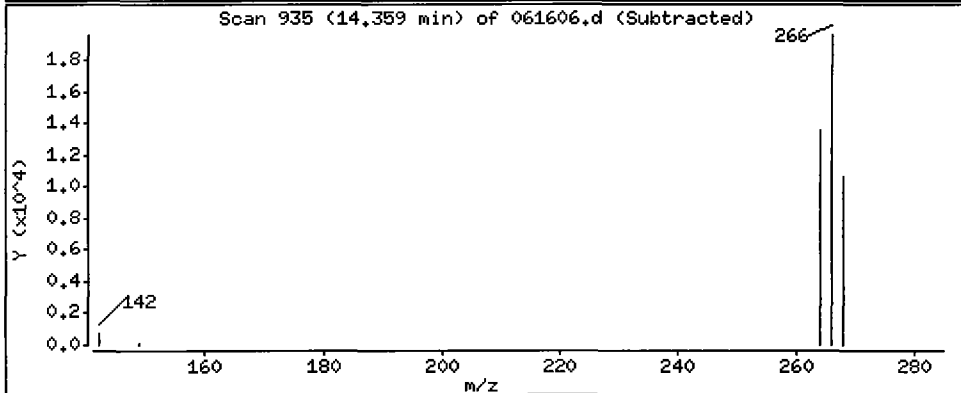
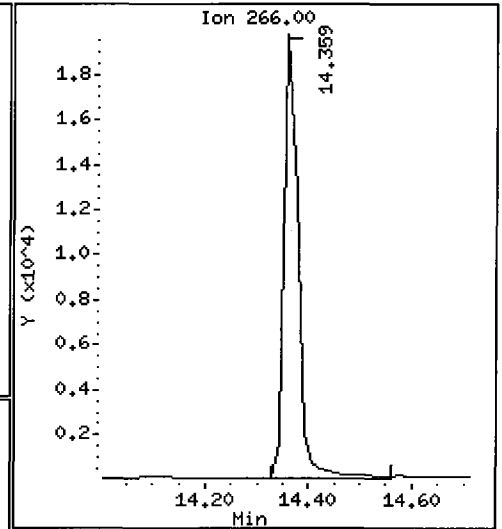
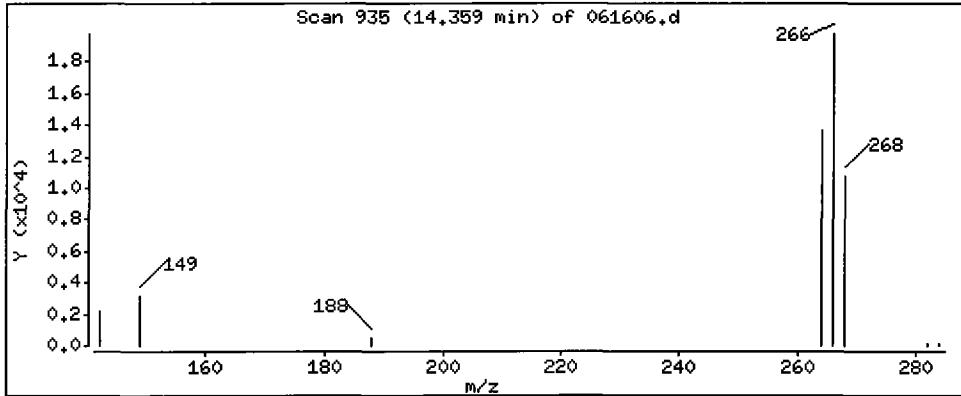
Operator: VTS

Column phase: ZB-5

Column diameter: 0.32

58 Pentachlorophenol

Concentration: 107.0 ug/kg



Date : 16-JUN-2009 14:16

Client ID: 3SED3-A

Instrument: nt2.i

Sample Info: PB44D

Volume Injected (uL): 2.0

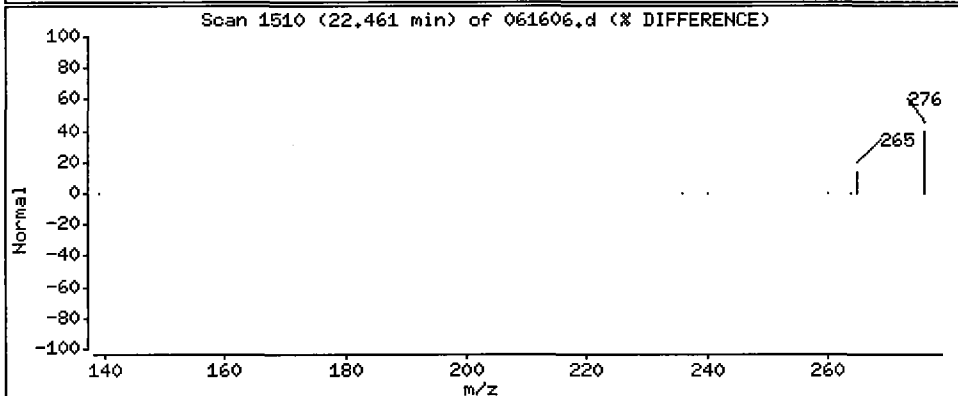
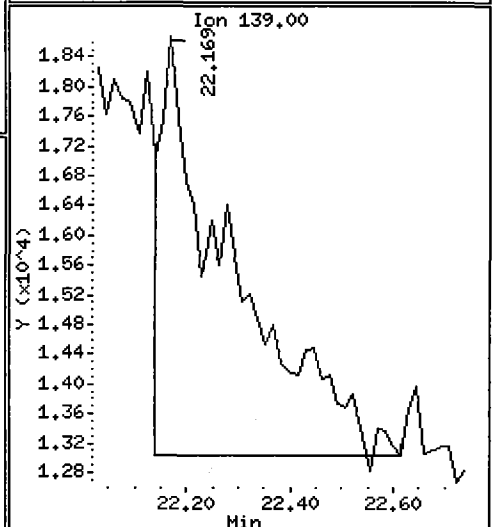
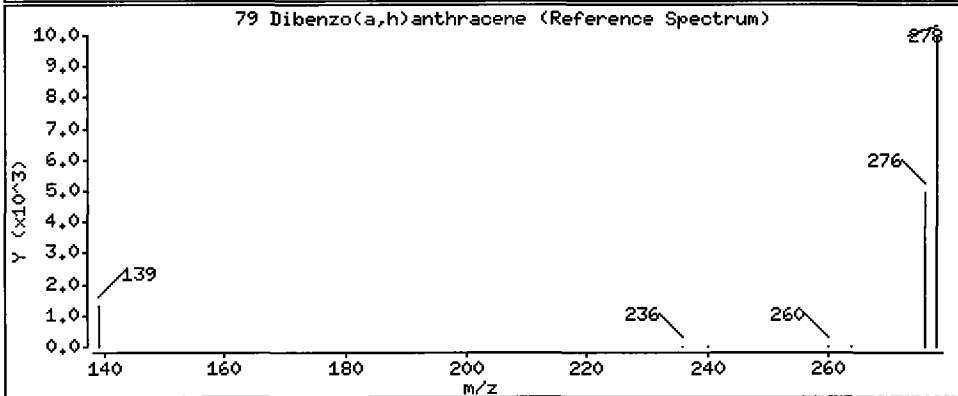
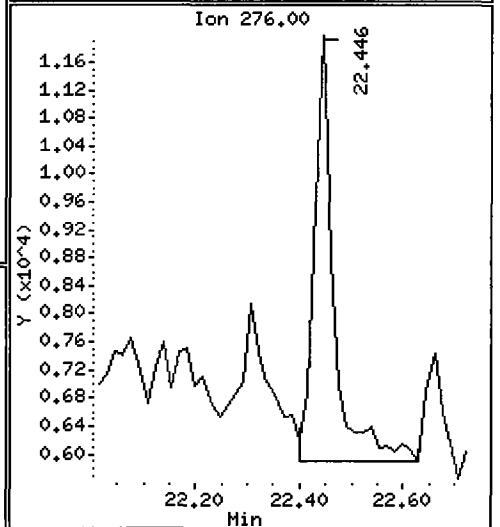
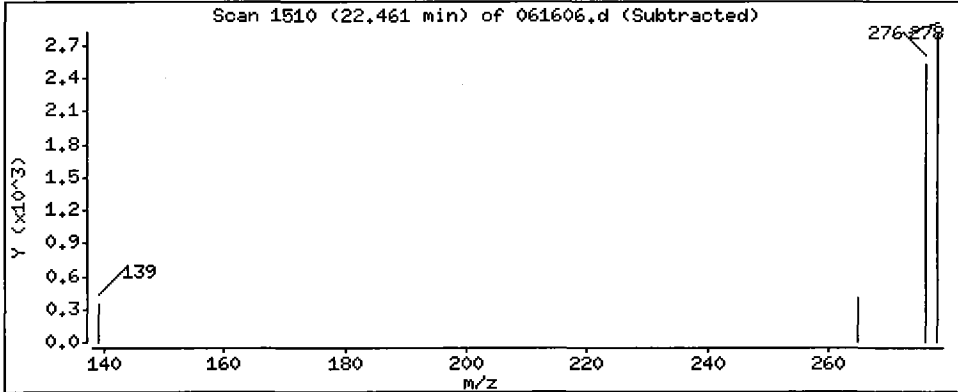
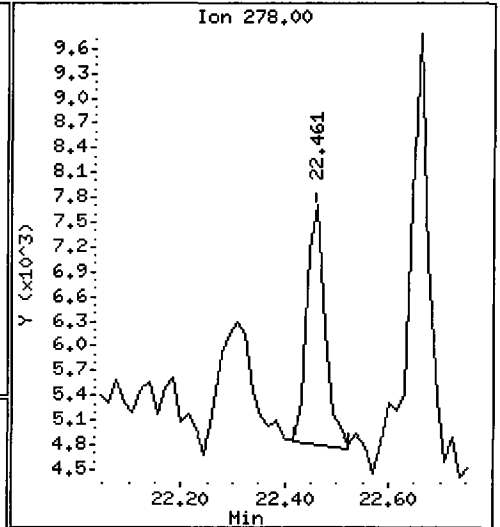
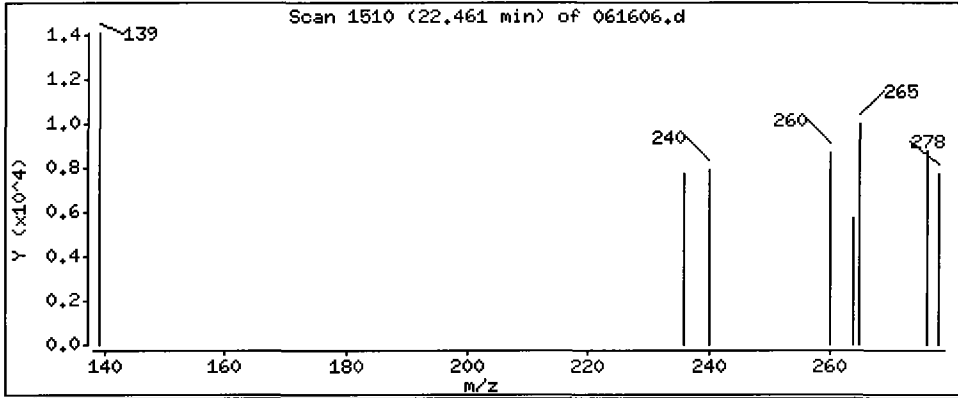
Operator: VTS

Column phase: ZB-5

Column diameter: 0.32

79 Dibenzo(a,h)anthracene

Concentration: 13.79 ug/kg



ORGANICS ANALYSIS DATA SHEET

Semivolatiles by Selected Ion Monitoring GC/MS

Sample ID: 3SED3-A
DILUTION

Page 1 of 1

Lab Sample ID: PB44D

LIMS ID: 09-12790

Matrix: Sediment

Data Release Authorized:

Reported: 06/19/09

QC Report No: PB44-ENVIRONMENTAL SCIENCE CORP.

Project: JELD-WEN NORD DOOR

Event: NA

Date Sampled: 06/04/09

Date Received: 06/04/09

Date Extracted: 06/09/09

Date Analyzed: 06/17/09 16:06

Instrument/Analyst: NT2/PK

GPC Cleanup: Yes

Silica Gel Cleanup: No

Alumina Cleanup: No

Sample Amount: 17.4 g-dry-wt

Final Extract Volume: 1.0 mL

Dilution Factor: 3.00

Percent Moisture: 16.3%

CAS Number	Analyte	RL	Result
53-70-3	Dibenz (a, h) anthracene	17	< 17 U
106-46-7	1,4-Dichlorobenzene	17	< 17 U
120-82-1	1,2,4-Trichlorobenzene	17	< 17 U
118-74-1	Hexachlorobenzene	17	< 17 U
87-68-3	Hexachlorobutadiene	17	< 17 U
131-11-3	Dimethylphthalate	43	< 43 U
85-68-7	Butylbenzylphthalate	43	< 43 U
95-48-7	2-Methylphenol	17	< 17 U
105-67-9	2,4-Dimethylphenol	17	< 17 U
86-30-6	N-Nitrosodiphenylamine	17	< 17 U
100-51-6	Benzyl Alcohol	86	< 86 U
87-86-5	Pentachlorophenol	86	100
95-50-1	1,2-Dichlorobenzene	17	< 17 U
541-73-1	1,3-Dichlorobenzene	17	< 17 U

Reported in $\mu\text{g}/\text{kg}$ (ppb)

SIM Semivolatile Surrogate Recovery

2-Fluorobiphenyl	87.6%	d5-Phenol	76.0%
2-Fluorophenol	78.4%	d4-2-Chlorophenol	80.8%
d4-1,2-Dichlorobenzene	69.6%	d5-Nitrobenzene	80.4%
2,4,6-Tribromophenol	94.4%	d14-p-Terphenyl	121%

Analytical Resources, Inc.

Semivolatle Report SW846 Method 8270D
 Data file : /chem3/nt2.i/20090617.b/061706.d
 Lab Smp Id: PB44D Client Smp ID: 3SED3-A
 Inj Date : 17-JUN-2009 16:06
 Operator : VTS Inst ID: nt2.i
 Smp Info : PB44D,3
 Misc Info : 09-12790
 Comment :
 Method : /chem3/nt2.i/20090617.b/SIMABN.m
 Meth Date : 18-Jun-2009 14:45 peter Quant Type: ISTD
 Cal Date : 11-MAY-2009 13:57 Cal File: ic051104.d
 Als bottle: 6
 Dil Factor: 3.00000
 Integrator: HP RTE Compound Sublist: wind.sub
 Target Version: 3.50
 Processing Host: cserv3

Concentration Formula: Amt * DF * Vt/(Ws * (100 - M)/100) * CpndVariable

Name	Value	Description
DF	3.00000	Dilution Factor
Vt	1000.00000	Volume of final extract (uL)
Ws	20.80000	Weight of sample extracted (g)
M	16.30000	% Moisture

Cpnd Variable

Local Compound Variable

Compounds	QUANT SIG	RT	EXP RT	REL RT	RESPONSE	CONCENTRATIONS	
						ON-COLUMN (ug/mL)	FINAL (ug/kg)
\$ 1 2-Fluorophenol	112	5.460	5.445	(0.750)	80639	0.98369	169.5
\$ 2 Phenol-d5	99	6.911	6.888	(0.949)	102927	0.94822	163.4
3 Phenol	94	Compound Not Detected.					
\$ 5 2-Chlorophenol-d4	132	7.004	6.992	(0.962)	73638	1.00948	174.0
7 1,3-Dichlorobenzene	146	Compound Not Detected.					
* 8 1,4-Dichlorobenzene-d4	152	7.284	7.284	(1.000)	137211	2.00000	
9 1,4-Dichlorobenzene	146	Compound Not Detected.					
\$ 10 1,2-Dichlorobenzene-d4	152	7.561	7.561	(1.038)	30467	0.58445	100.7
11 Benzyl alcohol	79	Compound Not Detected.					
12 1,2-Dichlorobenzene	146	Compound Not Detected.					
13 2-Methylphenol	108	Compound Not Detected.					
15 4-Methylphenol	108	Compound Not Detected.					
16 N-Nitroso-di-n-propylamine	70	Compound Not Detected.					
\$ 18 Nitrobenzene-d5	82	8.165	8.165	(0.882)	70752	0.66636	114.8
22 2,4-Dimethylphenol	107	Compound Not Detected.					

Compounds	QUANT SIG MASS	RT	EXP RT	REL RT	RESPONSE	CONCENTRATIONS	
						ON-COLUMN (ug/mL)	FINAL (ug/kg)
26 1,2,4-Trichlorobenzene	180				Compound Not Detected.		
* 27 Naphthalene-d8	136	9.262	9.263	(1.000)	391139	2.00000	
30 Hexachlorobutadiene	225				Compound Not Detected.		
\$ 36 2-Fluorobiphenyl	172	11.046	11.046	(0.914)	105891	0.73458	126.6
39 Dimethylphthalate	163				Compound Not Detected.		
* 42 Acenaphthene-d10	162	12.084	12.084	(1.000)	202060	2.00000	
50 Diethylphthalate	149				Compound Not Detected.		
54 N-Nitrosodiphenylamine	169				Compound Not Detected.		
\$ 55 2,4,6-Tribromophenol	330	13.379	13.380	(0.926)	19002	1.17697	202.8
57 Hexachlorobenzene	284				Compound Not Detected.		
58 Pentachlorophenol	266	14.291	14.291	(0.989)	14012	0.60997	105.1
* 59 Phenanthrene-d10	188	14.445	14.445	(1.000)	341538	2.00000	
\$ 66 Terphenyl-d14	244	17.090	17.090	(0.912)	66559	1.00705	173.5
67 Butylbenzylphthalate	149	17.992	17.970	(0.960)	19627	0.23748	40.92
* 69 Chrysene-d12	240	18.746	18.730	(1.000)	212470	2.00000	
* 77 Perylene-d12	264	20.931	20.869	(1.000)	93765	2.00000	
79 Dibenzo(a,h)anthracene	278	22.362	22.301	(1.068)	2690	0.06177	10.64 (M)
90 N-Nitrosodimethylamine	74				Compound Not Detected.		

QC Flag Legend

M - Compound response manually integrated.

Analytical Resources, Inc.

INTERNAL STANDARD COMPOUNDS
 AREA AND RT SUMMARY

Instrument ID: nt2.i
 Lab File ID: 061706.d
 Lab Smp Id: PB44D
 Analysis Type: SV
 Quant Type: ISTD
 Operator: VTS
 Method File: /chem3/nt2.i/20090617.b/SIMABN.m
 Misc Info: 09-12790

Calibration Date: 17-JUN-2009
 Calibration Time: 12:11
 Client Smp ID: 3SED3-A
 Level: LOW
 Sample Type: Sediment

Test Mode: Use Initial Calibration Level 4.

COMPOUND	STANDARD	AREA LIMIT		SAMPLE	%DIFF
		LOWER	UPPER		
8 1,4-Dichlorobenze	119785	59892	239570	137211	14.55
27 Naphthalene-d8	372217	186108	744434	391139	5.08
42 Acenaphthene-d10	182713	91356	365426	202060	10.59
59 Phenanthrene-d10	286879	143440	573758	341538	19.05
69 Chrysene-d12	251912	125956	503824	212470	-15.66
77 Perylene-d12	231524	115762	463048	93765	-59.50

COMPOUND	STANDARD	RT LIMIT		SAMPLE	%DIFF
		LOWER	UPPER		
8 1,4-Dichlorobenze	7.28	6.78	7.78	7.28	0.00
27 Naphthalene-d8	9.26	8.76	9.76	9.26	0.00
42 Acenaphthene-d10	12.08	11.58	12.58	12.08	0.00
59 Phenanthrene-d10	14.45	13.95	14.95	14.45	0.00
69 Chrysene-d12	18.73	18.23	19.23	18.75	0.08
77 Perylene-d12	20.87	20.37	21.37	20.93	0.29

AREA UPPER LIMIT = +100% of internal standard area.
 AREA LOWER LIMIT = - 50% of internal standard area.
 RT UPPER LIMIT = + 0.50 minutes of internal standard RT.
 RT LOWER LIMIT = - 0.50 minutes of internal standard RT.

Analytical Resources, Inc.

RECOVERY REPORT

Client Name: ESC
 Sample Matrix: SOLID
 Lab Smp Id: PB44D
 Level: LOW
 Data Type: MS DATA
 SpikeList File: wind.spk
 Sublist File: wind.sub
 Method File: /chem3/nt2.i/20090617.b/SIMABN.m
 Misc Info: 09-12790

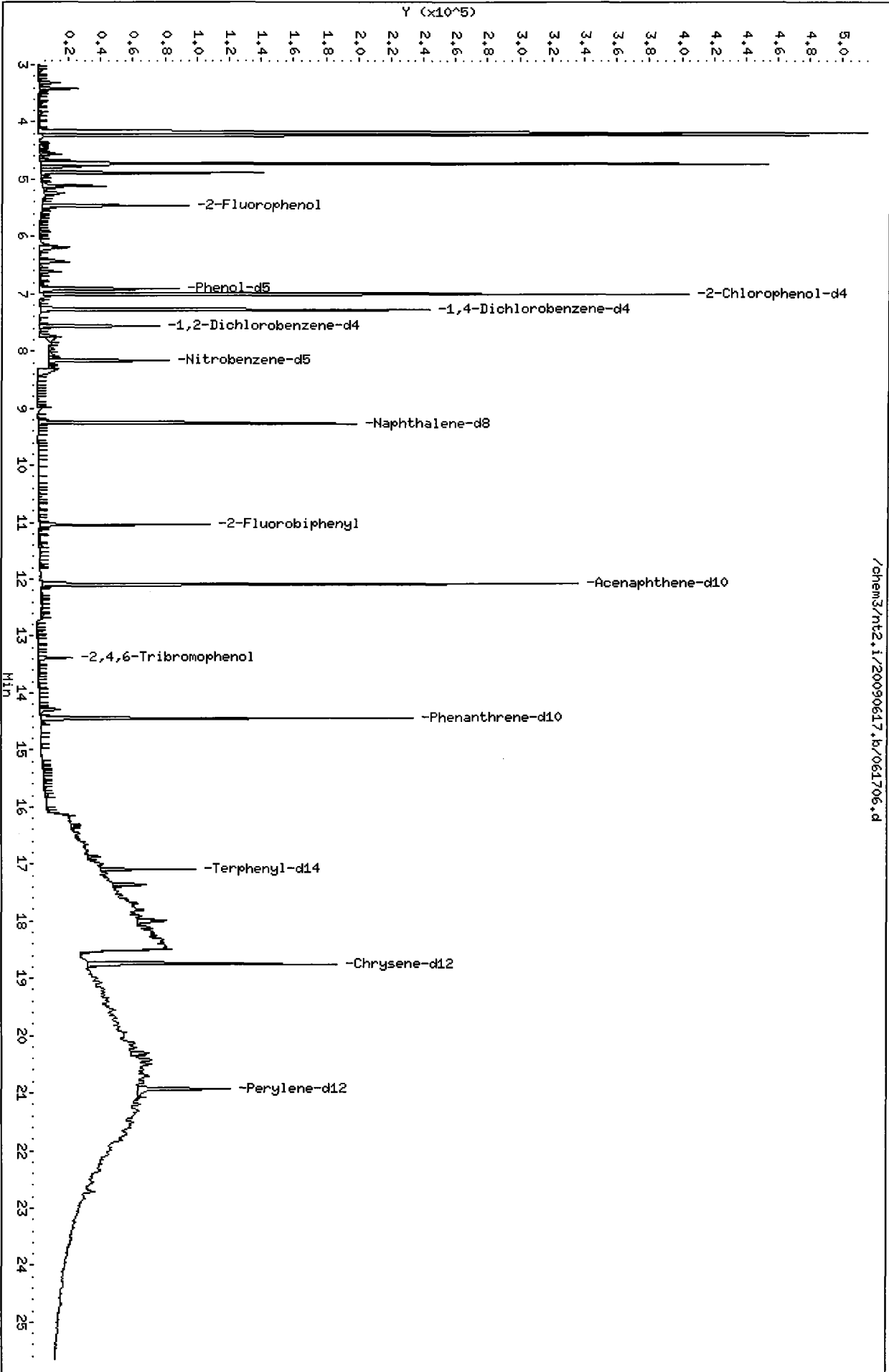
Client SDG: PB44
 Fraction: SV
 Client Smp ID: 3SED3-A
 Operator: VTS
 SampleType: SAMPLE
 Quant Type: ISTD

SURROGATE COMPOUND	CONC ADDED ug/kg	CONC RECOVERED ug/kg	% RECOVERED	LIMITS
\$ 1 2-Fluorophenol	215.4	169.5	78.70	30-160
\$ 2 Phenol-d5	215.4	163.4	75.86	30-160
\$ 5 2-Chlorophenol-d4	215.4	174.0	80.76	30-160
\$ 10 1,2-Dichlorobenzen	143.6	100.7	70.13	30-160
\$ 18 Nitrobenzene-d5	143.6	114.8	79.96	30-160
\$ 36 2-Fluorobiphenyl	143.6	126.6	88.15	30-160
\$ 55 2,4,6-Tribromophen	215.4	202.8	94.16	30-160
\$ 66 Terphenyl-d14	143.6	173.5	120.85	30-160

Data File: /chem3/nt2.1/20090617.b/061706.d
Date: 17-JUN-2009 16:06
Client ID: 3SED3-4
Sample Info: PB44D,3
Volume Injected (uL): 2.0
Column phase: ZB-5

Instrument: nt2.1
Operator: VTS
Column diameter: 0.32

/chem3/nt2.1/20090617.b/061706.d



Date : 17-JUN-2009 16:06

Client ID: 3SED3-A

Instrument: nt2.i

Sample Info: PB44D,3

Volume Injected (uL): 2.0

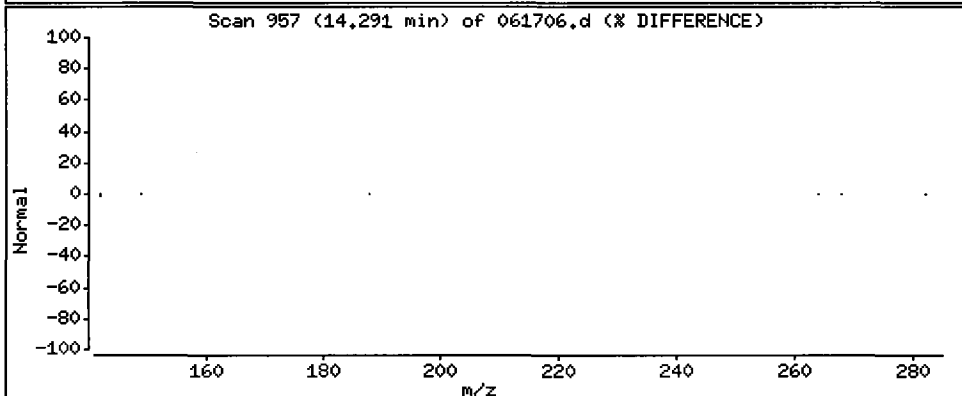
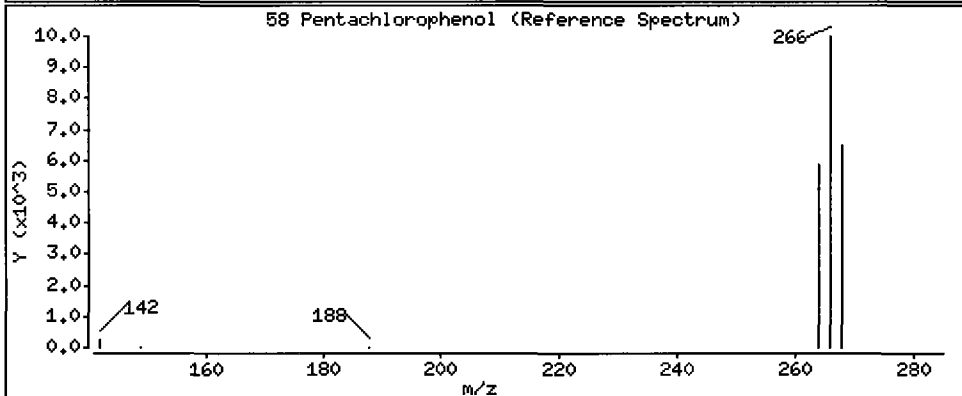
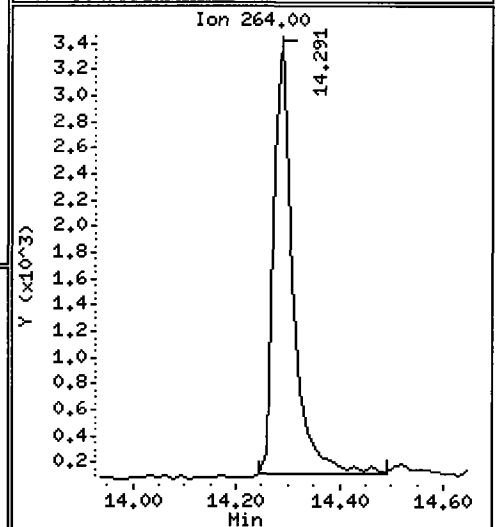
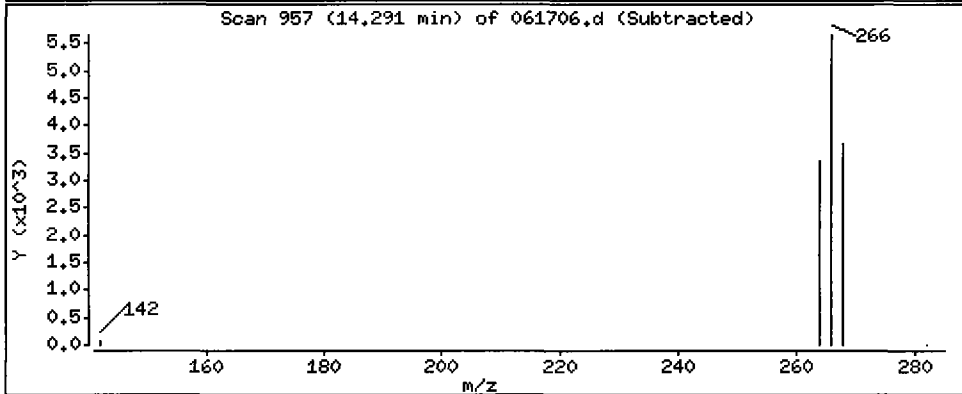
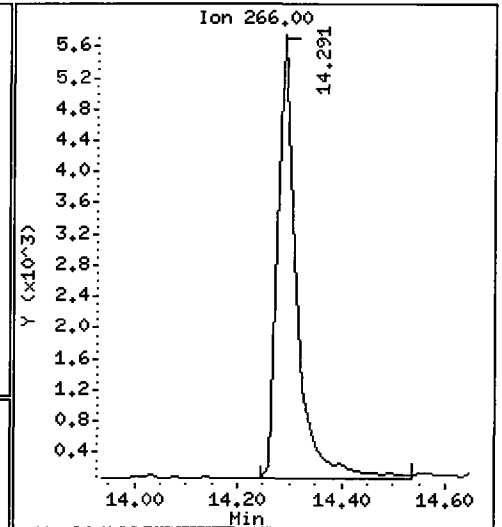
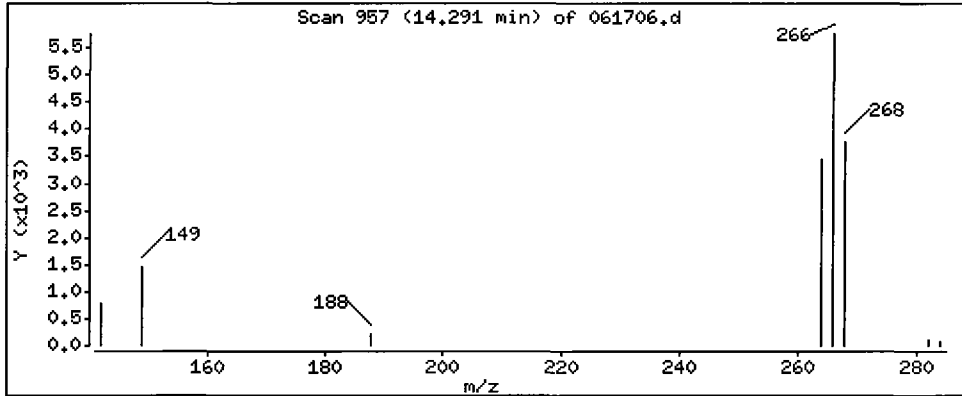
Operator: VTS

Column phase: ZB-5

Column diameter: 0.32

58 Pentachlorophenol

Concentration: 105.1 ug/kg



ORGANICS ANALYSIS DATA SHEET

Semivolatiles by Selected Ion Monitoring GC/MS

Sample ID: 3SED3-B

Page 1 of 1

SAMPLE

Lab Sample ID: PB44E

QC Report No: PB44-ENVIRONMENTAL SCIENCE CORP.

LIMS ID: 09-12791

Project: JELD-WEN NORD DOOR

Matrix: Sediment

Event: NA

Data Release Authorized: *AB*

Date Sampled: 06/04/09

Reported: 06/19/09

Date Received: 06/04/09

Date Extracted: 06/09/09

Sample Amount: 16.5 g-dry-wt

Date Analyzed: 06/16/09 16:32

Final Extract Volume: 1.0 mL

Instrument/Analyst: NT2/PK

Dilution Factor: 1.00

GPC Cleanup: Yes

Percent Moisture: 46.5%

Silica Gel Cleanup: No

Alumina Cleanup: No

CAS Number	Analyte	RL	Result
53-70-3	Dibenz (a, h) anthracene	6.1	6.1
106-46-7	1,4-Dichlorobenzene	6.1	< 6.1 U
120-82-1	1,2,4-Trichlorobenzene	6.1	< 6.1 U
118-74-1	Hexachlorobenzene	6.1	< 6.1 U
87-68-3	Hexachlorobutadiene	6.1	< 6.1 U
131-11-3	Dimethylphthalate	15	< 15 U
85-68-7	Butylbenzylphthalate	15	28
95-48-7	2-Methylphenol	6.1	< 6.1 U
105-67-9	2,4-Dimethylphenol	6.1	< 6.1 U
86-30-6	N-Nitrosodiphenylamine	6.1	< 6.1 U
100-51-6	Benzyl Alcohol	30	< 30 U
87-86-5	Pentachlorophenol	30	< 30 U
95-50-1	1,2-Dichlorobenzene	6.1	< 6.1 U
541-73-1	1,3-Dichlorobenzene	6.1	< 6.1 U

Reported in µg/kg (ppb)

SIM Semivolatile Surrogate Recovery

2-Fluorobiphenyl	82.8%	d5-Phenol	75.2%
2-Fluorophenol	73.6%	d4-2-Chlorophenol	97.1%
d4-1,2-Dichlorobenzene	66.0%	d5-Nitrobenzene	75.2%
2,4,6-Tribromophenol	98.7%	d14-p-Terphenyl	148%

Analytical Resources, Inc.

Semivolatile Report SW846 Method 8270D

Data file : /chem3/nt2.i/20090616.b/061610.d
 Lab Smp Id: PB44E Client Smp ID: 3SED3-B
 Inj Date : 16-JUN-2009 16:32
 Operator : VTS Inst ID: nt2.i
 Smp Info : PB44E
 Misc Info : 09-12791
 Comment :
 Method : /chem3/nt2.i/20090616.b/SIMABN.m
 Meth Date : 16-Jun-2009 11:34 peter Quant Type: ISTD
 Cal Date : 11-MAY-2009 13:57 Cal File: ic051104.d
 Als bottle: 7
 Dil Factor: 1.00000
 Integrator: HP RTE Compound Sublist: wind.sub
 Target Version: 3.50
 Processing Host: cserv3

Concentration Formula: Amt * DF * Vt / (Ws * (100 - M) / 100) * CpndVariable

Name	Value	Description
DF	1.00000	Dilution Factor
Vt	1000.00000	Volume of final extract (uL)
Ws	30.80000	Weight of sample extracted (g)
M	46.50000	% Moisture

Cpnd Variable

Local Compound Variable

Compounds	QUANT SIG	RT	EXP RT	REL RT	RESPONSE	CONCENTRATIONS	
						ON-COLUMN (ug/mL)	FINAL (ug/kg)
\$ 1 2-Fluorophenol	112	5.566	5.527	(0.756)	216271	2.76012	167.5
\$ 2 Phenol-d5	99	7.042	6.961	(0.956)	292642	2.82055	171.2
3 Phenol	94	7.065	6.972	(0.959)	13750	0.09937	6.030
\$ 5 2-Chlorophenol-d4	132	7.111	7.076	(0.965)	253967	3.64240	221.0
7 1,3-Dichlorobenzene	146	Compound Not Detected.					
* 8 1,4-Dichlorobenzene-d4	152	7.367	7.368	(1.000)	131151	2.00000	
9 1,4-Dichlorobenzene	146	Compound Not Detected.					
\$ 10 1,2-Dichlorobenzene-d4	152	7.661	7.645	(1.040)	82132	1.64835	100.0
11 Benzyl alcohol	79	Compound Not Detected.					
12 1,2-Dichlorobenzene	146	Compound Not Detected.					
13 2-Methylphenol	108	Compound Not Detected.					
15 4-Methylphenol	108	8.111	8.096	(1.101)	10398	0.12153	7.375
16 N-Nitroso-di-n-propylamine	70	Compound Not Detected.					
\$ 18 Nitrobenzene-d5	82	8.265	8.250	(0.885)	200025	1.87733	113.9
22 2,4-Dimethylphenol	107	Compound Not Detected.					

Compounds	QUANT SIG MASS	RT	EXP RT	REL RT	RESPONSE	CONCENTRATIONS	
						ON-COLUMN (ug/mL)	FINAL (ug/kg)
26 1,2,4-Trichlorobenzene	180				Compound Not Detected.		
* 27 Naphthalene-d8	136	9.343	9.343	(1.000)	392504	2.00000	
30 Hexachlorobutadiene	225				Compound Not Detected.		
\$ 36 2-Fluorobiphenyl	172	11.128	11.128	(0.913)	289603	2.07130	125.7
39 Dimethylphthalate	163	11.872	11.855	(0.974)	28593	0.19505	11.84
* 42 Acenaphthene-d10	162	12.184	12.166	(1.000)	195985	2.00000	
50 Diethylphthalate	149	13.009	13.008	(1.068)	18190	0.12175	7.389
54 N-Nitrosodiphenylamine	169				Compound Not Detected.		
\$ 55 2,4,6-Tribromophenol	330	13.472	13.460	(0.927)	55780	3.70411	224.8
57 Hexachlorobenzene	284				Compound Not Detected.		
58 Pentachlorophenol	266	14.375	14.360	(0.989)	7750	0.36170	21.95
* 59 Phenanthrene-d10	188	14.529	14.529	(1.000)	318567	2.00000	
\$ 66 Terphenyl-d14	244	17.179	17.167	(0.912)	173254	3.71423	225.4
67 Butylbenzylphthalate	149	18.058	18.046	(0.959)	27186	0.46608	28.28 (M)
* 69 Chrysene-d12	240	18.830	18.814	(1.000)	149953	2.00000	
* 77 Perylene-d12	264	20.985	20.953	(1.000)	60332	2.00000	
79 Dibenzo(a,h)anthracene	278	22.431	22.400	(1.069)	2745	0.09796	5.945 (M)
90 N-Nitrosodimethylamine	74				Compound Not Detected.		

QC Flag Legend

M - Compound response manually integrated.

Analytical Resources, Inc.

INTERNAL STANDARD COMPOUNDS
 AREA AND RT SUMMARY

Instrument ID: nt2.i
 Lab File ID: 061610.d
 Lab Smp Id: PB44E
 Analysis Type: SV
 Quant Type: ISTD
 Operator: VTS
 Method File: /chem3/nt2.i/20090616.b/SIMABN.m
 Misc Info: 09-12791

Calibration Date: 16-JUN-2009
 Calibration Time: 10:48
 Client Smp ID: 3SED3-B
 Level: LOW
 Sample Type: Sediment

Test Mode:
 Use Initial Calibration Level 4.

COMPOUND	STANDARD	AREA LIMIT		SAMPLE	%DIFF
		LOWER	UPPER		
8 1,4-Dichlorobenze	119785	59892	239570	131151	9.49
27 Naphthalene-d8	372217	186108	744434	392504	5.45
42 Acenaphthene-d10	182713	91356	365426	195985	7.26
59 Phenanthrene-d10	286879	143440	573758	318567	11.05
69 Chrysene-d12	251912	125956	503824	149953	-40.47
77 Perylene-d12	231524	115762	463048	60332	-73.94

COMPOUND	STANDARD	RT LIMIT		SAMPLE	%DIFF
		LOWER	UPPER		
8 1,4-Dichlorobenze	7.37	6.87	7.87	7.37	-0.01
27 Naphthalene-d8	9.34	8.84	9.84	9.34	0.00
42 Acenaphthene-d10	12.17	11.67	12.67	12.18	0.14
59 Phenanthrene-d10	14.53	14.03	15.03	14.53	0.00
69 Chrysene-d12	18.81	18.31	19.31	18.83	0.08
77 Perylene-d12	20.95	20.45	21.45	20.98	0.15

AREA UPPER LIMIT = +100% of internal standard area.
 AREA LOWER LIMIT = - 50% of internal standard area.
 RT UPPER LIMIT = + 0.50 minutes of internal standard RT.
 RT LOWER LIMIT = - 0.50 minutes of internal standard RT.

Analytical Resources, Inc.

RECOVERY REPORT

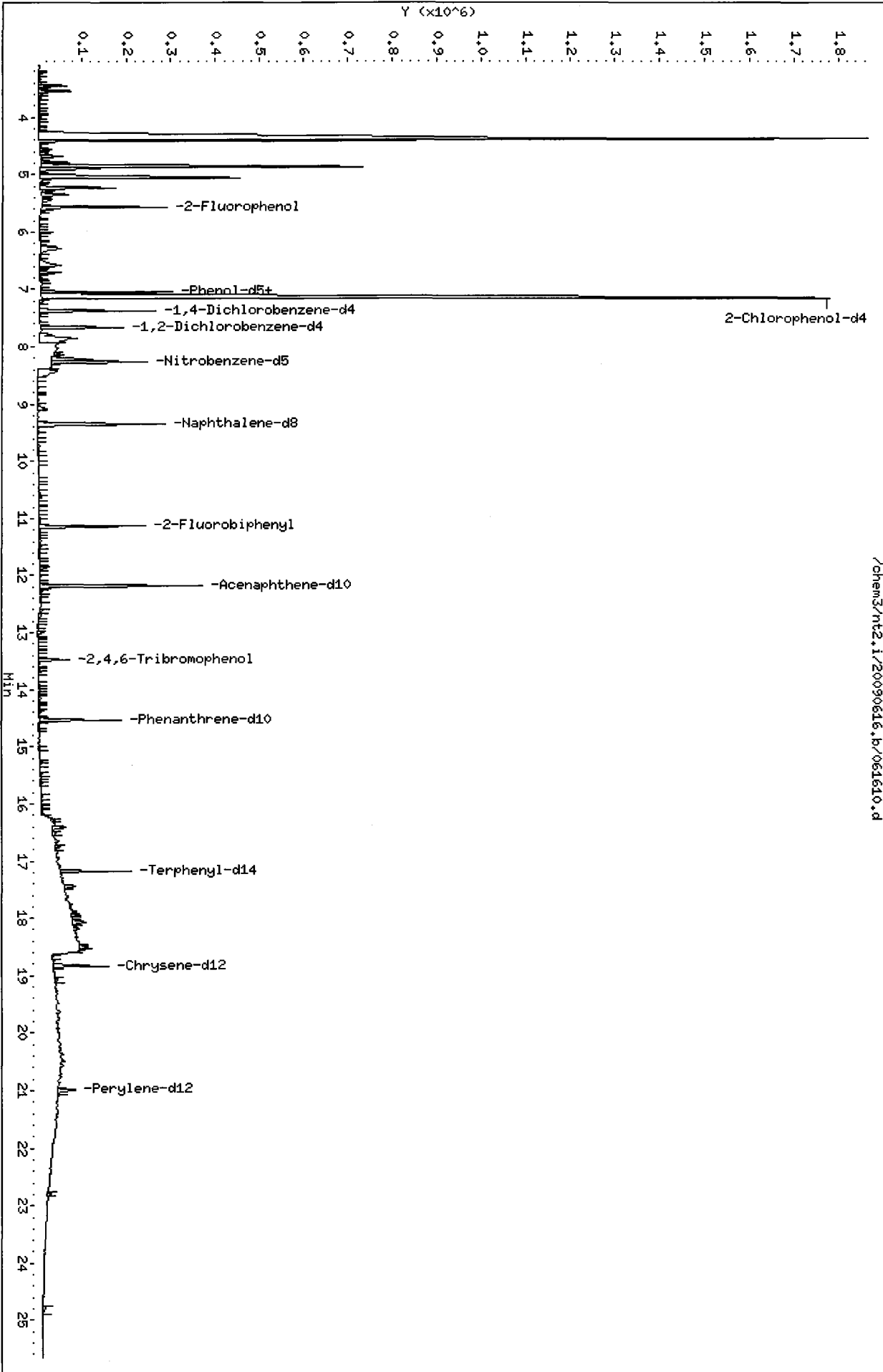
Client Name: ESC Client SDG: PB44
 Sample Matrix: SOLID Fraction: SV
 Lab Smp Id: PB44E Client Smp ID: 3SED3-B
 Level: LOW Operator: VTS
 Data Type: MS DATA SampleType: SAMPLE
 SpikeList File: wind.spk Quant Type: ISTD
 Sublist File: wind.sub
 Method File: /chem3/nt2.i/20090616.b/SIMABN.m
 Misc Info: 09-12791

SURROGATE COMPOUND	CONC ADDED ug/kg	CONC RECOVERED ug/kg	% RECOVERED	LIMITS
\$ 1 2-Fluorophenol	227.6	167.5	73.60	30-160
\$ 2 Phenol-d5	227.6	171.2	75.21	30-160
\$ 5 2-Chlorophenol-d4	227.6	221.0	97.13	30-160
\$ 10 1,2-Dichlorobenzen	151.7	100.0	65.93	30-160
\$ 18 Nitrobenzene-d5	151.7	113.9	75.09	30-160
\$ 36 2-Fluorobiphenyl	151.7	125.7	82.85	30-160
\$ 55 2,4,6-Tribromophen	227.6	224.8	98.78	30-160
\$ 66 Terphenyl-d14	151.7	225.4	148.57	30-160

Data File: /chem3/nt2.1/20090616.b/061610.d
Date: 16-JUN-2009 16:32
Client ID: 3SED3-B
Sample Info: PB44E
Volume Injected (uL): 2.0
Column Phase: ZB-5

Instrument: nt2.1
Operator: VTS
Column diameter: 0.32

/chem3/nt2.1/20090616.b/061610.d



Date : 16-JUN-2009 16:32

Client ID: 3SED3-B

Instrument: nt2.i

Sample Info: PB44E

Volume Injected (uL): 2.0

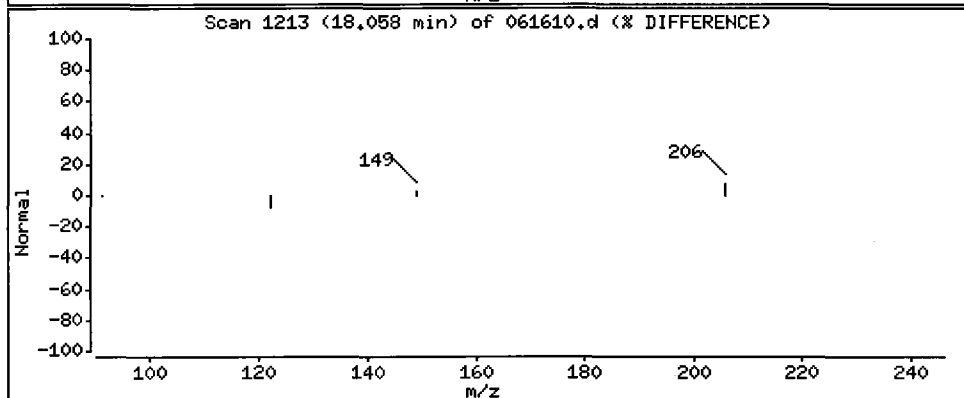
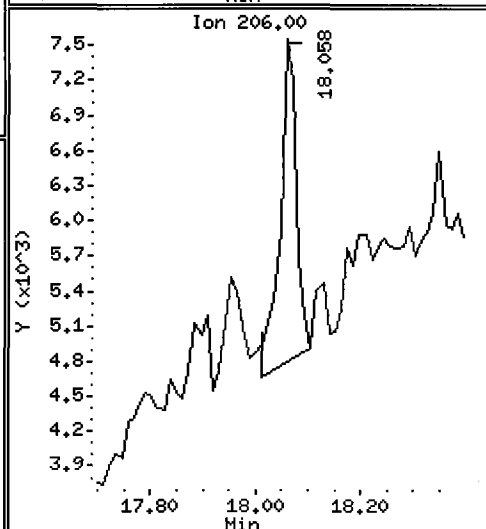
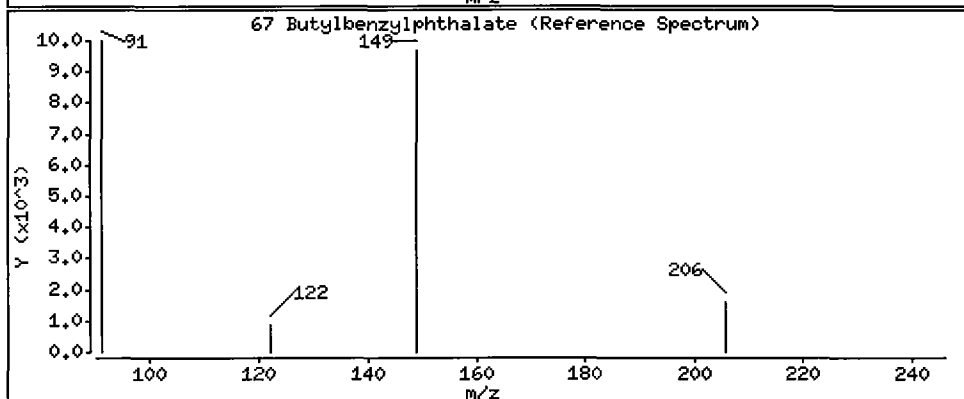
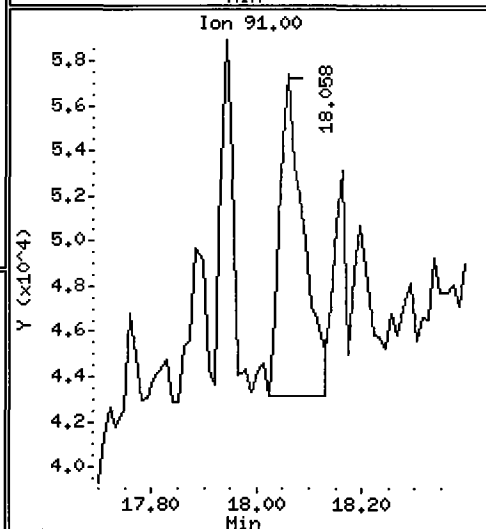
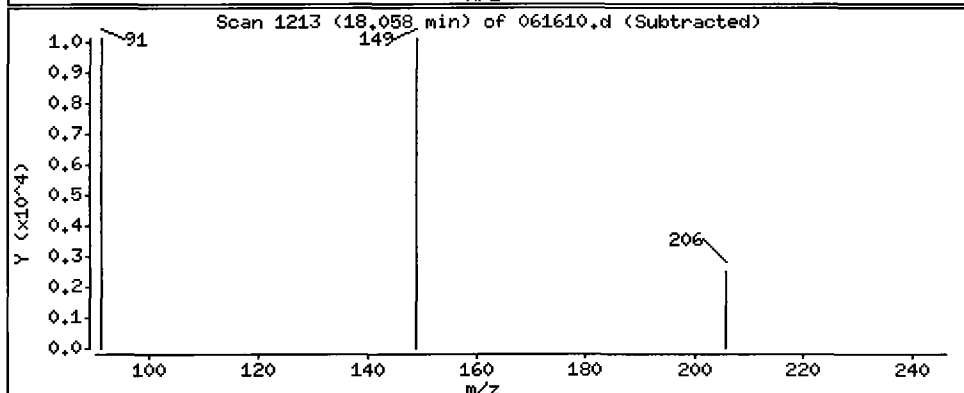
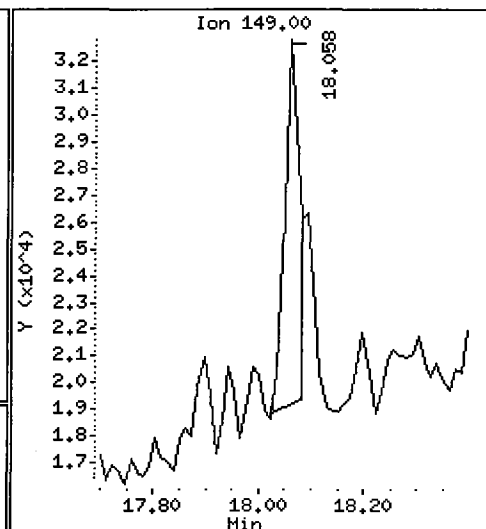
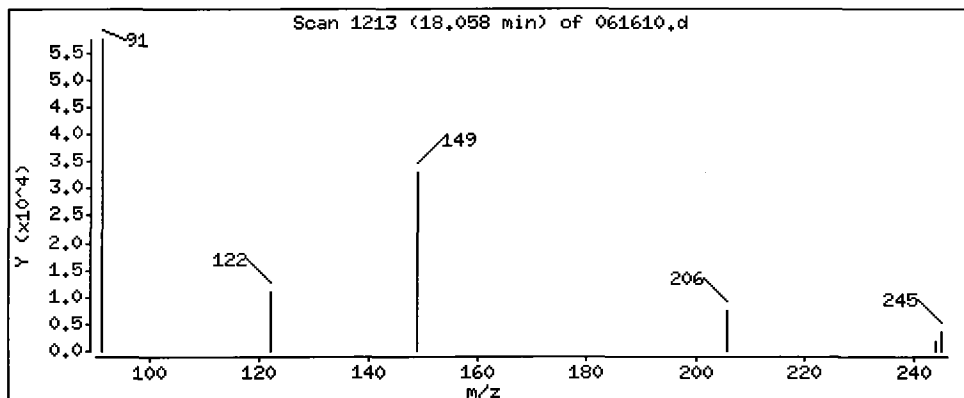
Operator: VTS

Column phase: ZB-5

Column diameter: 0.32

67 Butylbenzylphthalate

Concentration: 28.28 ug/kg



Date : 16-JUN-2009 16:32

Client ID: 3SED3-B

Instrument: nt2.i

Sample Info: PB44E

Volume Injected (uL): 2.0

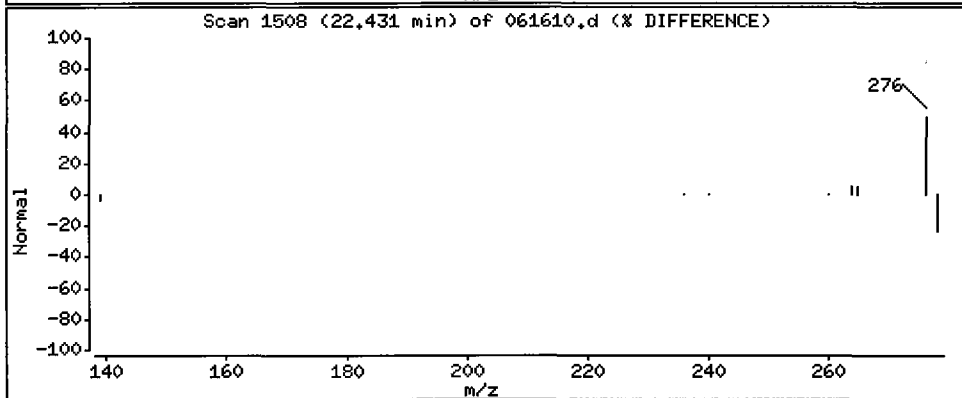
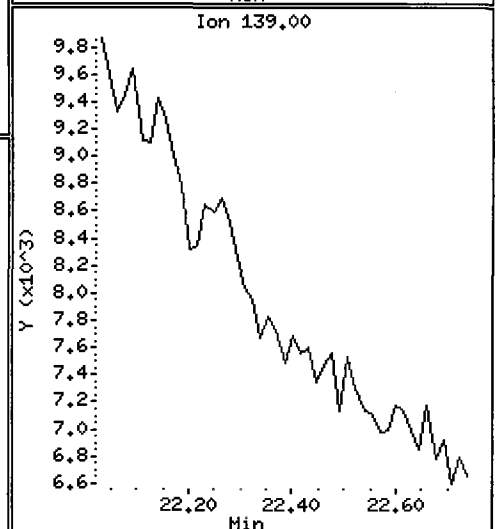
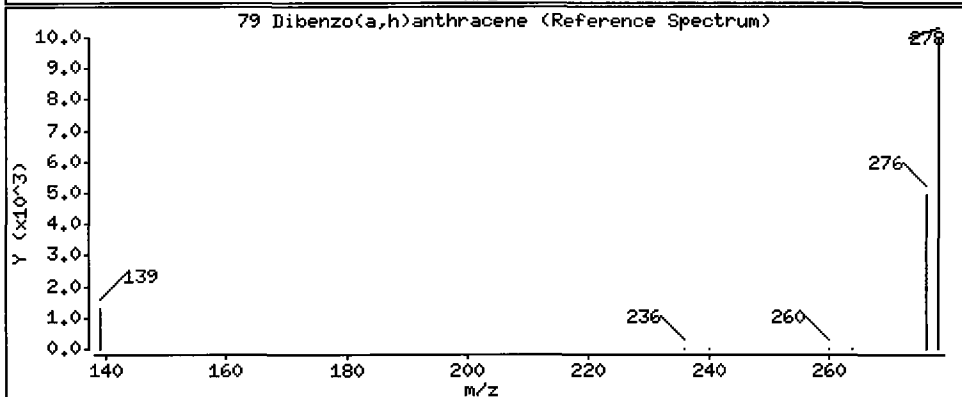
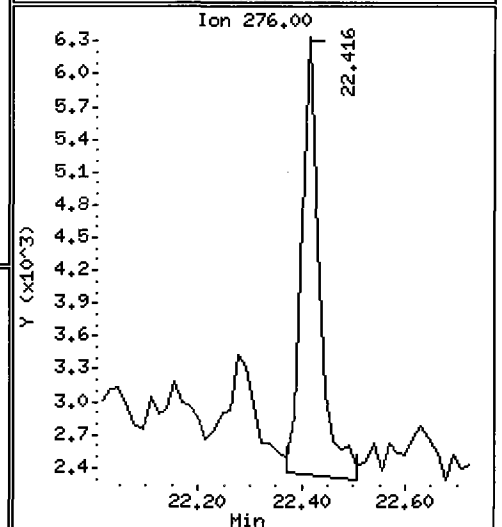
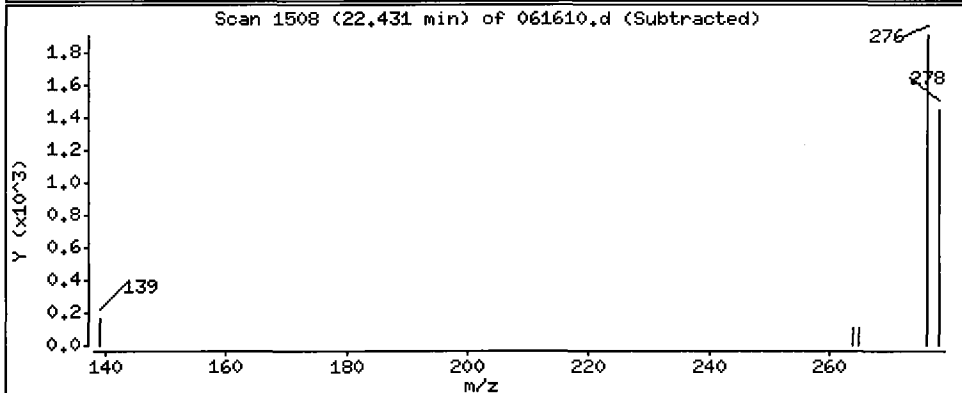
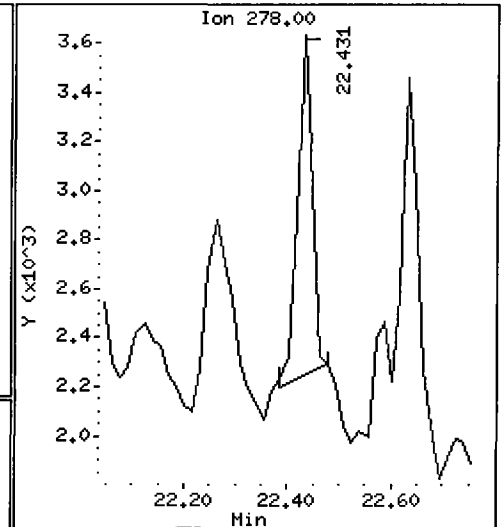
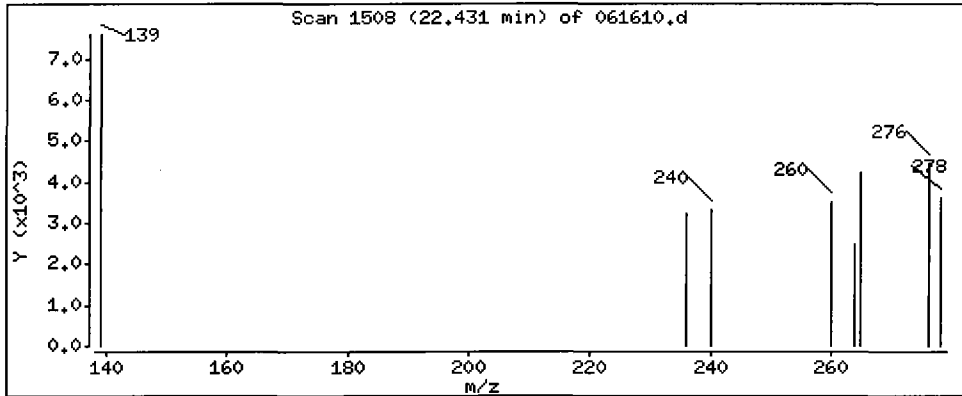
Operator: VTS

Column phase: ZB-5

Column diameter: 0.32

79 Dibenzo(a,h)anthracene

Concentration: 5.945 ug/kg



ORGANICS ANALYSIS DATA SHEET

Semivolatiles by Selected Ion Monitoring GC/MS

Sample ID: 3SED3-B
DILUTION

Page 1 of 1

Lab Sample ID: PB44E

QC Report No: PB44-ENVIRONMENTAL SCIENCE CORP.

LIMS ID: 09-12791

Project: JELD-WEN NORD DOOR

Matrix: Sediment

Event: NA

Data Release Authorized: *AS*

Date Sampled: 06/04/09

Reported: 06/19/09

Date Received: 06/04/09

Date Extracted: 06/09/09

Sample Amount: 16.5 g-dry-wt

Date Analyzed: 06/17/09 16:40

Final Extract Volume: 1.0 mL

Instrument/Analyst: NT2/PK

Dilution Factor: 3.00

GPC Cleanup: Yes

Percent Moisture: 46.5%

Silica Gel Cleanup: No

Alumina Cleanup: No

CAS Number	Analyte	RL	Result
53-70-3	Dibenz (a, h) anthracene	18	< 18 U
106-46-7	1,4-Dichlorobenzene	18	< 18 U
120-82-1	1,2,4-Trichlorobenzene	18	< 18 U
118-74-1	Hexachlorobenzene	18	< 18 U
87-68-3	Hexachlorobutadiene	18	< 18 U
131-11-3	Dimethylphthalate	46	< 46 U
85-68-7	Butylbenzylphthalate	46	< 46 U
95-48-7	2-Methylphenol	18	< 18 U
105-67-9	2,4-Dimethylphenol	18	< 18 U
86-30-6	N-Nitrosodiphenylamine	18	< 18 U
100-51-6	Benzyl Alcohol	91	< 91 U
87-86-5	Pentachlorophenol	91	< 91 U
95-50-1	1,2-Dichlorobenzene	18	< 18 U
541-73-1	1,3-Dichlorobenzene	18	< 18 U

Reported in $\mu\text{g}/\text{kg}$ (ppb)

SIM Semivolatile Surrogate Recovery

2-Fluorobiphenyl	82.8%	d5-Phenol	71.2%
2-Fluorophenol	72.0%	d4-2-Chlorophenol	76.8%
d4-1,2-Dichlorobenzene	61.2%	d5-Nitrobenzene	73.2%
2,4,6-Tribromophenol	94.4%	d14-p-Terphenyl	113%

Analytical Resources, Inc.

Semivolatle Report SW846 Method 8270D

Data file : /chem3/nt2.i/20090617.b/061707.d
 Lab Smp Id: PB44E Client Smp ID: 3SED3-B
 Inj Date : 17-JUN-2009 16:40
 Operator : VTS Inst ID: nt2.i
 Smp Info : PB44E,3
 Misc Info : 09-12791
 Comment :
 Method : /chem3/nt2.i/20090617.b/SIMABN.m
 Meth Date : 18-Jun-2009 14:45 peter Quant Type: ISTD
 Cal Date : 11-MAY-2009 13:57 Cal File: ic051104.d
 Als bottle: 7
 Dil Factor: 3.00000
 Integrator: HP RTE Compound Sublist: wind.sub
 Target Version: 3.50
 Processing Host: cserv3

Concentration Formula: Amt * DF * Vt/(Ws * (100 - M)/100) * CpndVariable

Name	Value	Description
DF	3.00000	Dilution Factor
Vt	1000.00000	Volume of final extract (uL)
Ws	30.80000	Weight of sample extracted (g)
M	46.50000	% Moisture

Cpnd Variable

Local Compound Variable

Compounds	QUANT SIG	RT	EXP RT	REL RT	RESPONSE	CONCENTRATIONS	
						ON-COLUMN (ug/mL)	FINAL (ug/kg)
\$ 1 2-Fluorophenol	112	5.460	5.445	(0.750)	79032	0.90448	164.7
\$ 2 Phenol-d5	99	6.923	6.888	(0.950)	103244	0.89234	162.5
3 Phenol	94	Compound Not Detected.					
\$ 5 2-Chlorophenol-d4	132	7.004	6.992	(0.962)	74975	0.96426	175.6
7 1,3-Dichlorobenzene	146	Compound Not Detected.					
* 8 1,4-Dichlorobenzene-d4	152	7.285	7.284	(1.000)	146253	2.00000	
9 1,4-Dichlorobenzene	146	Compound Not Detected.					
\$ 10 1,2-Dichlorobenzene-d4	152	7.561	7.561	(1.038)	28422	0.51151	93.13
11 Benzyl alcohol	79	Compound Not Detected.					
12 1,2-Dichlorobenzene	146	Compound Not Detected.					
13 2-Methylphenol	108	Compound Not Detected.					
15 4-Methylphenol	108	Compound Not Detected.					
16 N-Nitroso-di-n-propylamine	70	Compound Not Detected.					
\$ 18 Nitrobenzene-d5	82	8.166	8.165	(0.882)	70526	0.60935	110.9
22 2,4-Dimethylphenol	107	Compound Not Detected.					

Compounds	QUANT SIG	RT	EXP RT	REL RT	RESPONSE	CONCENTRATIONS	
						ON-COLUMN (ug/mL)	FINAL (ug/kg)
26 1,2,4-Trichlorobenzene	180						
* 27 Naphthalene-d8	136	9.262	9.263	(1.000)	426365	2.00000	
30 Hexachlorobutadiene	225						
\$ 36 2-Fluorobiphenyl	172	11.045	11.046	(0.914)	105198	0.69023	125.7
39 Dimethylphthalate	163	11.772	11.773	(0.974)	10374	0.06492	11.82
* 42 Acenaphthene-d10	162	12.083	12.084	(1.000)	213637	2.00000	
50 Diethylphthalate	149						
54 N-Nitrosodiphenylamine	169						
\$ 55 2,4,6-Tribromophenol	330	13.379	13.380	(0.926)	20372	1.18251	215.3
57 Hexachlorobenzene	284						
58 Pentachlorophenol	266	14.290	14.291	(0.989)	2521	0.10285	18.72
* 59 Phenanthrene-d10	188	14.444	14.445	(1.000)	364447	2.00000	
\$ 66 Terphenyl-d14	244	17.089	17.090	(0.912)	64363	0.93684	170.6
67 Butylbenzylphthalate	149	17.980	17.970	(0.959)	17430	0.20289	36.94
* 69 Chrysene-d12	240	18.745	18.730	(1.000)	220857	2.00000	
* 77 Perylene-d12	264	20.899	20.869	(1.000)	95272	2.00000	
79 Dibenzo(a,h)anthracene	278						
90 N-Nitrosodimethylamine	74						

Analytical Resources, Inc.

INTERNAL STANDARD COMPOUNDS
 AREA AND RT SUMMARY

Instrument ID: nt2.i
 Lab File ID: 061707.d
 Lab Smp Id: PB44E
 Analysis Type: SV
 Quant Type: ISTD
 Operator: VTS
 Method File: /chem3/nt2.i/20090617.b/SIMABN.m
 Misc Info: 09-12791

Calibration Date: 17-JUN-2009
 Calibration Time: 12:11
 Client Smp ID: 3SED3-B
 Level: LOW
 Sample Type: Sediment

Test Mode:
 Use Initial Calibration Level 4.

COMPOUND	STANDARD	AREA LIMIT		SAMPLE	%DIFF
		LOWER	UPPER		
8 1,4-Dichlorobenze	119785	59892	239570	146253	22.10
27 Naphthalene-d8	372217	186108	744434	426365	14.55
42 Acenaphthene-d10	182713	91356	365426	213637	16.92
59 Phenanthrene-d10	286879	143440	573758	364447	27.04
69 Chrysene-d12	251912	125956	503824	220857	-12.33
77 Perylene-d12	231524	115762	463048	95272	-58.85

COMPOUND	STANDARD	RT LIMIT		SAMPLE	%DIFF
		LOWER	UPPER		
8 1,4-Dichlorobenze	7.28	6.78	7.78	7.28	0.01
27 Naphthalene-d8	9.26	8.76	9.76	9.26	-0.01
42 Acenaphthene-d10	12.08	11.58	12.58	12.08	-0.01
59 Phenanthrene-d10	14.45	13.95	14.95	14.44	-0.01
69 Chrysene-d12	18.73	18.23	19.23	18.74	0.08
77 Perylene-d12	20.87	20.37	21.37	20.90	0.14

AREA UPPER LIMIT = +100% of internal standard area.
 AREA LOWER LIMIT = - 50% of internal standard area.
 RT UPPER LIMIT = + 0.50 minutes of internal standard RT.
 RT LOWER LIMIT = - 0.50 minutes of internal standard RT.

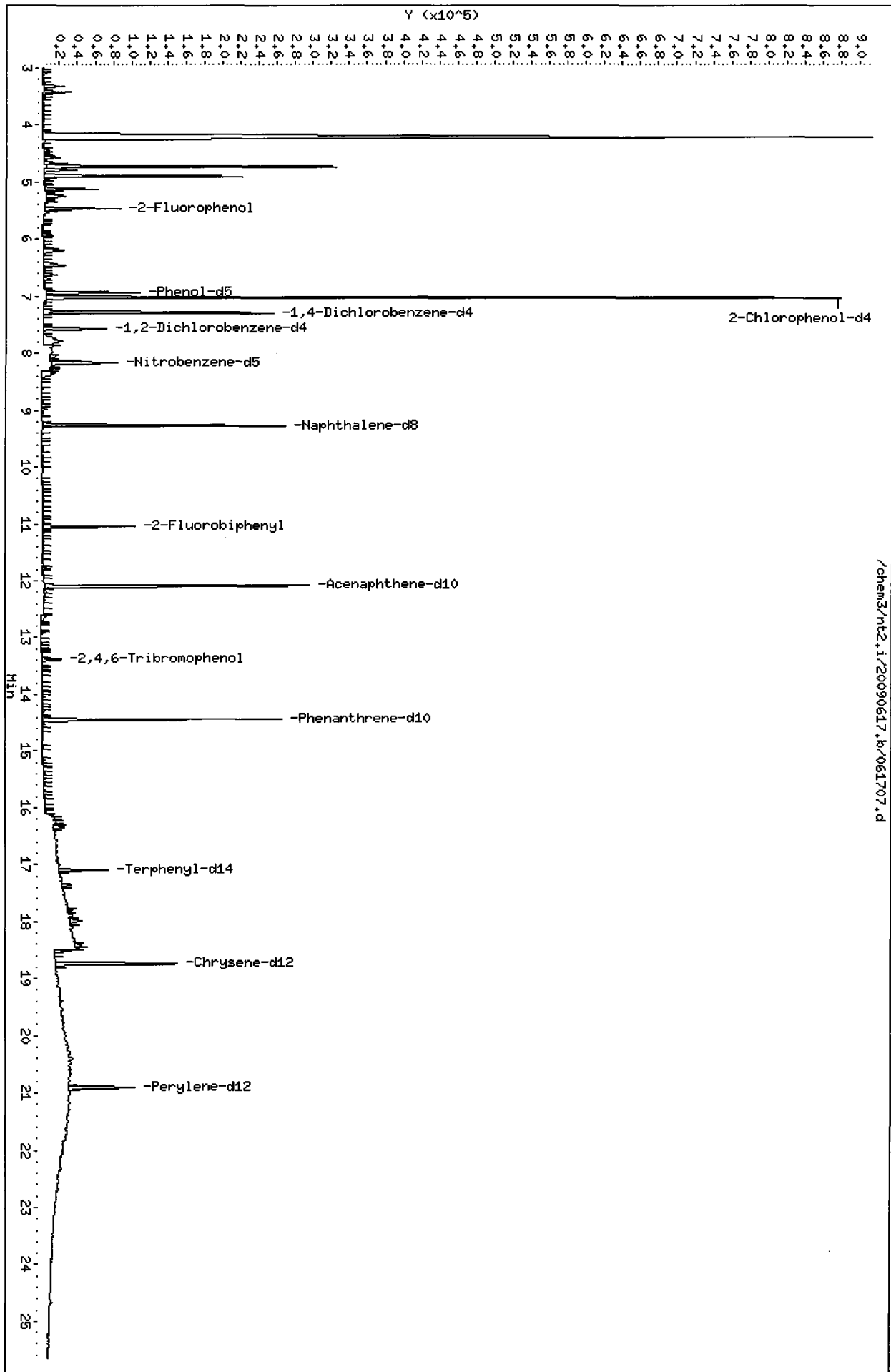
Analytical Resources, Inc.

RECOVERY REPORT

Client Name: ESC	Client SDG: PB44
Sample Matrix: SOLID	Fraction: SV
Lab Smp Id: PB44E	Client Smp ID: 3SED3-B
Level: LOW	Operator: VTS
Data Type: MS DATA	SampleType: SAMPLE
SpikeList File: wind.spk	Quant Type: ISTD
Sublist File: wind.sub	
Method File: /chem3/nt2.i/20090617.b/SIMABN.m	
Misc Info: 09-12791	

SURROGATE COMPOUND	CONC ADDED ug/kg	CONC RECOVERED ug/kg	% RECOVERED	LIMITS
\$ 1 2-Fluorophenol	227.6	164.7	72.36	30-160
\$ 2 Phenol-d5	227.6	162.5	71.39	30-160
\$ 5 2-Chlorophenol-d4	227.6	175.6	77.14	30-160
\$ 10 1,2-Dichlorobenzen	151.7	93.13	61.38	30-160
\$ 18 Nitrobenzene-d5	151.7	110.9	73.12	30-160
\$ 36 2-Fluorobiphenyl	151.7	125.7	82.83	30-160
\$ 55 2,4,6-Tribromophen	227.6	215.3	94.60	30-160
\$ 66 Terphenyl-d14	151.7	170.6	112.42	30-160

/chem3/nt2.i/20090617.b/061707.d



ORGANICS ANALYSIS DATA SHEET

Semivolatiles by Selected Ion Monitoring GC/MS

Sample ID: 3SED3-C

Page 1 of 1

SAMPLE

Lab Sample ID: PB44F

QC Report No: PB44-ENVIROMENTAL SCIENCE CORP.

LIMS ID: 09-12792

Project: JELD-WEN NORD DOOR

Matrix: Sediment

Event: NA

Data Release Authorized: *AB*

Date Sampled: 06/04/09

Reported: 06/19/09

Date Received: 06/04/09

Date Extracted: 06/09/09

Sample Amount: 16.6 g-dry-wt

Date Analyzed: 06/16/09 17:07

Final Extract Volume: 1.0 mL

Instrument/Analyst: NT2/PK

Dilution Factor: 1.00

GPC Cleanup: Yes

Percent Moisture: 36.6%

Silica Gel Cleanup: No

Alumina Cleanup: No

CAS Number	Analyte	RL	Result
53-70-3	Dibenz (a, h) anthracene	6.0	7.8
106-46-7	1,4-Dichlorobenzene	6.0	< 6.0 U
120-82-1	1,2,4-Trichlorobenzene	6.0	< 6.0 U
118-74-1	Hexachlorobenzene	6.0	< 6.0 U
87-68-3	Hexachlorobutadiene	6.0	< 6.0 U
131-11-3	Dimethylphthalate	15	< 15 U
85-68-7	Butylbenzylphthalate	15	< 15 U
95-48-7	2-Methylphenol	6.0	< 6.0 U
105-67-9	2,4-Dimethylphenol	6.0	< 6.0 U
86-30-6	N-Nitrosodiphenylamine	6.0	< 6.0 U
100-51-6	Benzyl Alcohol	30	< 30 U
87-86-5	Pentachlorophenol	30	< 30 U
95-50-1	1,2-Dichlorobenzene	6.0	< 6.0 U
541-73-1	1,3-Dichlorobenzene	6.0	< 6.0 U

Reported in $\mu\text{g}/\text{kg}$ (ppb)

SIM Semivolatile Surrogate Recovery

2-Fluorobiphenyl	56.0%	d5-Phenol	55.2%
2-Fluorophenol	53.3%	d4-2-Chlorophenol	59.5%
d4-1,2-Dichlorobenzene	48.8%	d5-Nitrobenzene	55.2%
2,4,6-Tribromophenol	69.9%	d14-p-Terphenyl	111%

Analytical Resources, Inc.

Semivolatile Report SW846 Method 8270D

Data file : /chem3/nt2.i/20090616.b/061611.d
 Lab Smp Id: PB44F Client Smp ID: 3SED3-C
 Inj Date : 16-JUN-2009 17:07
 Operator : VTS Inst ID: nt2.i
 Smp Info : PB44F
 Misc Info : 09-12792
 Comment :
 Method : /chem3/nt2.i/20090616.b/SIMABN.m
 Meth Date : 16-Jun-2009 11:34 peter Quant Type: ISTD
 Cal Date : 11-MAY-2009 13:57 Cal File: ic051104.d
 Als bottle: 8
 Dil Factor: 1.00000
 Integrator: HP RTE Compound Sublist: wind.sub
 Target Version: 3.50
 Processing Host: cserv3

Concentration Formula: Amt * DF * Vt / (Ws * (100 - M) / 100) * CpndVariable

Name	Value	Description
DF	1.00000	Dilution Factor
Vt	1000.00000	Volume of final extract (uL)
Ws	26.20000	Weight of sample extracted (g)
M	36.60000	% Moisture

Cpnd Variable

Local Compound Variable

Compounds	QUANT	SIG	RT	EXP RT	REL RT	RESPONSE	CONCENTRATIONS	
							ON-COLUMN (ug/mL)	FINAL (ug/kg)
\$ 1 2-Fluorophenol	112		5.568	5.527	(0.756)	155355	2.00270	120.6
\$ 2 Phenol-d5	99		7.008	6.961	(0.951)	212449	2.06829	124.5
3 Phenol	94		7.019	6.972	(0.953)	10118	0.07386	4.447
\$ 5 2-Chlorophenol-d4	132		7.100	7.076	(0.964)	153667	2.22613	134.0
7 1,3-Dichlorobenzene	146					Compound Not Detected.		
* 8 1,4-Dichlorobenzene-d4	152		7.367	7.368	(1.000)	129841	2.00000	
9 1,4-Dichlorobenzene	146					Compound Not Detected.		
\$ 10 1,2-Dichlorobenzene-d4	152		7.661	7.645	(1.040)	60289	1.22218	73.58
11 Benzyl alcohol	79					Compound Not Detected.		
12 1,2-Dichlorobenzene	146					Compound Not Detected.		
13 2-Methylphenol	108					Compound Not Detected.		
15 4-Methylphenol	108		8.112	8.096	(1.101)	6414	0.07572	4.558
16 N-Nitroso-di-n-propylamine	70					Compound Not Detected.		
\$ 18 Nitrobenzene-d5	82		8.266	8.250	(0.885)	143610	1.37657	82.87
22 2,4-Dimethylphenol	107					Compound Not Detected.		

Compounds	QUANT SIG MASS	RT	EXP RT	REL RT	RESPONSE	CONCENTRATIONS	
						ON-COLUMN (ug/mL)	FINAL (ug/kg)
26 1,2,4-Trichlorobenzene	180				Compound Not Detected.		
* 27 Naphthalene-d8	136	9.342	9.343	(1.000)	384314	2.00000	
30 Hexachlorobutadiene	225				Compound Not Detected.		
\$ 36 2-Fluorobiphenyl	172	11.145	11.128	(0.915)	199785	1.40005	84.29
39 Dimethylphthalate	163	11.871	11.855	(0.974)	16898	0.11294	6.799
* 42 Acenaphthene-d10	162	12.183	12.166	(1.000)	200024	2.00000	
50 Diethylphthalate	149	13.010	13.008	(1.068)	10836	0.07106	4.278
54 N-Nitrosodiphenylamine	169				Compound Not Detected.		
\$ 55 2,4,6-Tribromophenol	330	13.473	13.460	(0.927)	39034	2.61517	157.4
57 Hexachlorobenzene	284				Compound Not Detected.		
58 Pentachlorophenol	266	14.376	14.360	(0.989)	4399	0.20713	12.47
* 59 Phenanthrene-d10	188	14.530	14.529	(1.000)	315754	2.00000	
\$ 66 Terphenyl-d14	244	17.178	17.167	(0.912)	116143	2.78267	167.5
67 Butylbenzylphthalate	149	18.080	18.046	(0.960)	10705	0.20511	12.35 (M)
* 69 Chrysene-d12	240	18.829	18.814	(1.000)	134175	2.00000	
* 77 Perylene-d12	264	20.999	20.953	(1.000)	55840	2.00000	
79 Dibenzo(a,h)anthracene	278	22.430	22.400	(1.068)	3254	0.12546	7.553 (M)
90 N-Nitrosodimethylamine	74				Compound Not Detected.		

QC Flag Legend

M - Compound response manually integrated.

Analytical Resources, Inc.
 INTERNAL STANDARD COMPOUNDS
 AREA AND RT SUMMARY

Instrument ID: nt2.i
 Lab File ID: 061611.d
 Lab Smp Id: PB44F
 Analysis Type: SV
 Quant Type: ISTD
 Operator: VTS
 Method File: /chem3/nt2.i/20090616.b/SIMABN.m
 Misc Info: 09-12792

Calibration Date: 16-JUN-2009
 Calibration Time: 10:48
 Client Smp ID: 3SED3-C
 Level: LOW
 Sample Type: Sediment

Test Mode: Use Initial Calibration Level 4.

COMPOUND	STANDARD	AREA LIMIT		SAMPLE	%DIFF
		LOWER	UPPER		
8 1,4-Dichlorobenze	119785	59892	239570	129841	8.40
27 Naphthalene-d8	372217	186108	744434	384314	3.25
42 Acenaphthene-d10	182713	91356	365426	200024	9.47
59 Phenanthrene-d10	286879	143440	573758	315754	10.07
69 Chrysene-d12	251912	125956	503824	134175	-46.74
77 Perylene-d12	231524	115762	463048	55840	-75.88

COMPOUND	STANDARD	RT LIMIT		SAMPLE	%DIFF
		LOWER	UPPER		
8 1,4-Dichlorobenze	7.37	6.87	7.87	7.37	-0.01
27 Naphthalene-d8	9.34	8.84	9.84	9.34	-0.01
42 Acenaphthene-d10	12.17	11.67	12.67	12.18	0.13
59 Phenanthrene-d10	14.53	14.03	15.03	14.53	0.01
69 Chrysene-d12	18.81	18.31	19.31	18.83	0.08
77 Perylene-d12	20.95	20.45	21.45	21.00	0.22

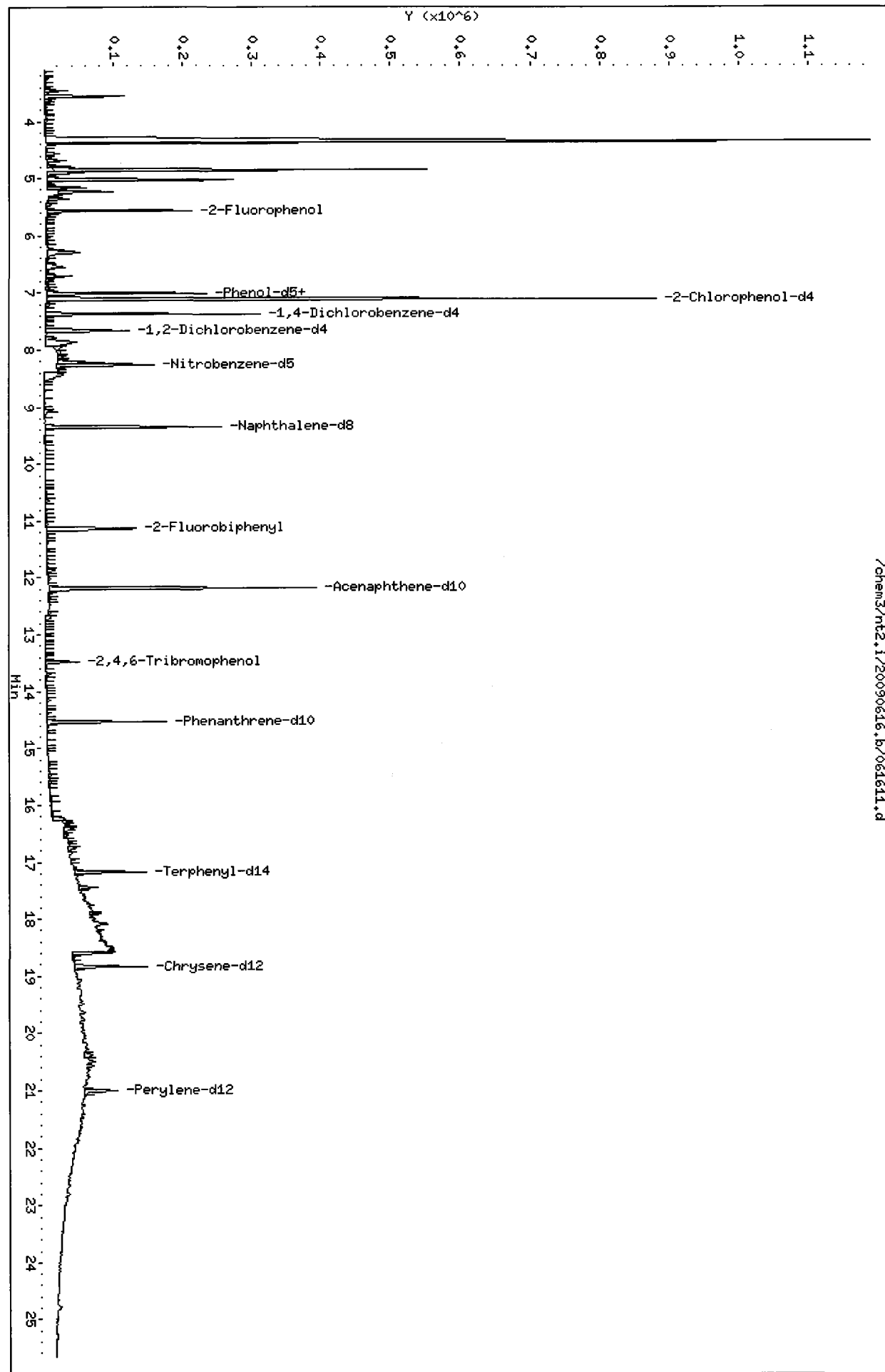
AREA UPPER LIMIT = +100% of internal standard area.
 AREA LOWER LIMIT = - 50% of internal standard area.
 RT UPPER LIMIT = + 0.50 minutes of internal standard RT.
 RT LOWER LIMIT = - 0.50 minutes of internal standard RT.

Analytical Resources, Inc.

RECOVERY REPORT

Client Name: ESC Client SDG: PB44
 Sample Matrix: SOLID Fraction: SV
 Lab Smp Id: PB44F Client Smp ID: 3SED3-C
 Level: LOW Operator: VTS
 Data Type: MS DATA SampleType: SAMPLE
 SpikeList File: wind.spk Quant Type: ISTD
 Sublist File: wind.sub
 Method File: /chem3/nt2.i/20090616.b/SIMABN.m
 Misc Info: 09-12792

SURROGATE COMPOUND	CONC ADDED ug/kg	CONC RECOVERED ug/kg	% RECOVERED	LIMITS
\$ 1 2-Fluorophenol	225.8	120.6	53.41	30-160
\$ 2 Phenol-d5	225.8	124.5	55.15	30-160
\$ 5 2-Chlorophenol-d4	225.8	134.0	59.36	30-160
\$ 10 1,2-Dichlorobenzen	150.5	73.58	48.89	30-160
\$ 18 Nitrobenzene-d5	150.5	82.87	55.06	30-160
\$ 36 2-Fluorobiphenyl	150.5	84.29	56.00	30-160
\$ 55 2,4,6-Tribromophen	225.8	157.4	69.74	30-160
\$ 66 Terphenyl-d14	150.5	167.5	111.31	30-160



Date : 16-JUN-2009 17:07

Client ID: 3SED3-C

Instrument: nt2.i

Sample Info: PB44F

Volume Injected (uL): 2.0

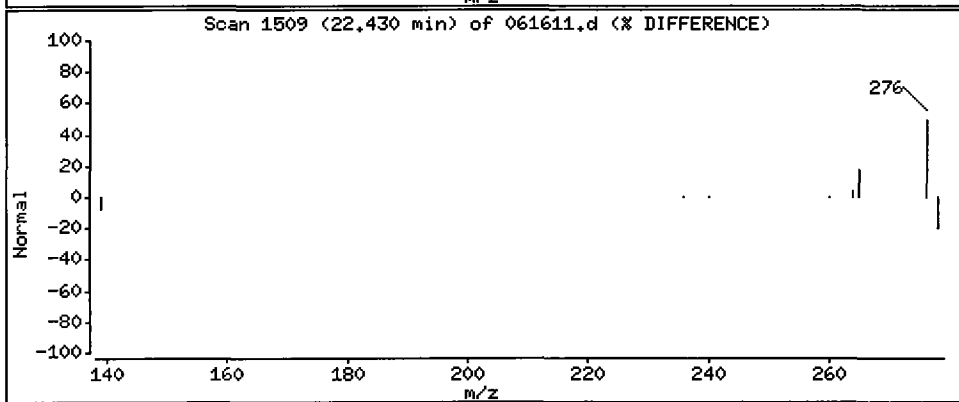
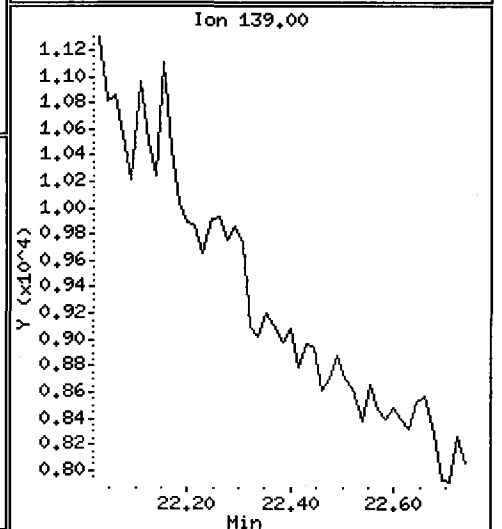
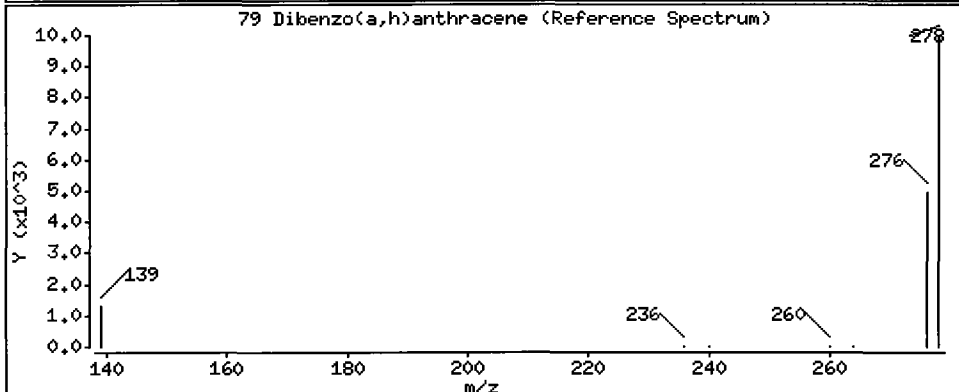
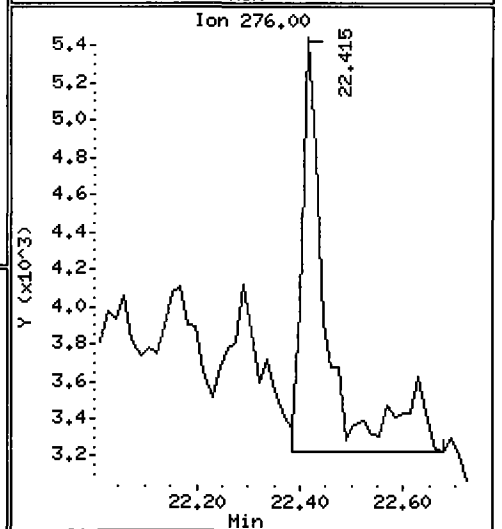
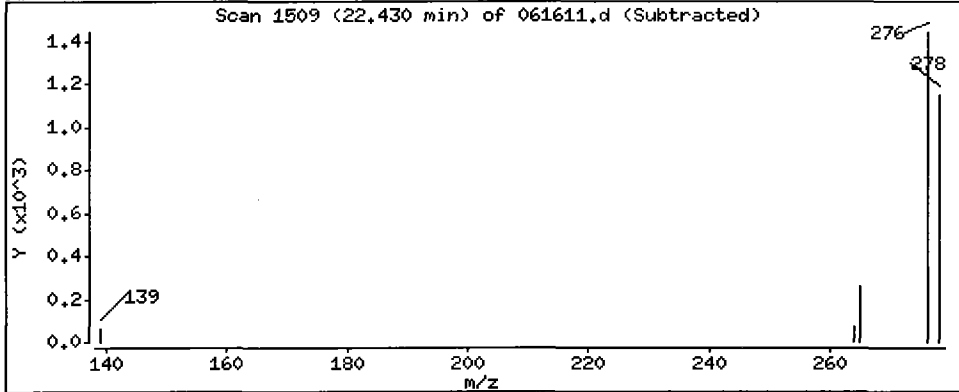
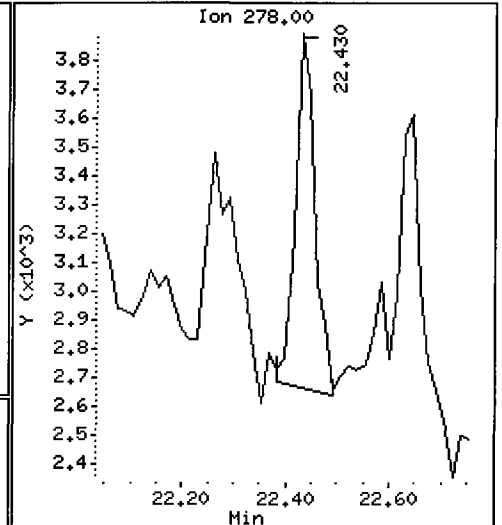
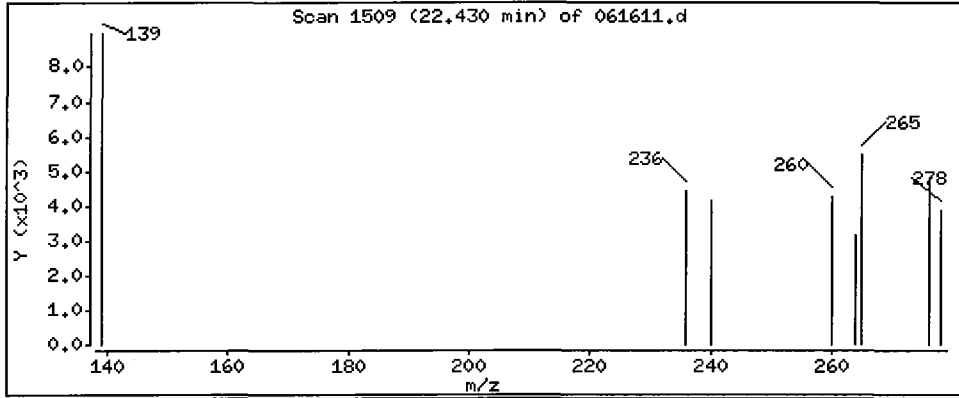
Operator: VTS

Column phase: ZB-5

Column diameter: 0.32

79 Dibenzo(a,h)anthracene

Concentration: 7,553 ug/kg



ORGANICS ANALYSIS DATA SHEET

Semivolatiles by Selected Ion Monitoring GC/MS

Sample ID: 3SED3-C
DILUTION

Page 1 of 1

Lab Sample ID: PB44F

LIMS ID: 09-12792

Matrix: Sediment

Data Release Authorized: *B*

Reported: 06/19/09

QC Report No: PB44-ENVIRONMENTAL SCIENCE CORP.

Project: JELD-WEN NORD DOOR

Event: NA

Date Sampled: 06/04/09

Date Received: 06/04/09

Date Extracted: 06/09/09

Date Analyzed: 06/17/09 17:14

Instrument/Analyst: NT2/PK

GPC Cleanup: Yes

Silica Gel Cleanup: No

Alumina Cleanup: No

Sample Amount: 16.6 g-dry-wt

Final Extract Volume: 1.0 mL

Dilution Factor: 3.00

Percent Moisture: 36.6%

CAS Number	Analyte	RL	Result
53-70-3	Dibenz (a, h) anthracene	18	< 18 U
106-46-7	1,4-Dichlorobenzene	18	< 18 U
120-82-1	1,2,4-Trichlorobenzene	18	< 18 U
118-74-1	Hexachlorobenzene	18	< 18 U
87-68-3	Hexachlorobutadiene	18	< 18 U
131-11-3	Dimethylphthalate	45	< 45 U
85-68-7	Butylbenzylphthalate	45	< 45 U
95-48-7	2-Methylphenol	18	< 18 U
105-67-9	2,4-Dimethylphenol	18	< 18 U
86-30-6	N-Nitrosodiphenylamine	18	< 18 U
100-51-6	Benzyl Alcohol	90	< 90 U
87-86-5	Pentachlorophenol	90	< 90 U
95-50-1	1,2-Dichlorobenzene	18	< 18 U
541-73-1	1,3-Dichlorobenzene	18	< 18 U

Reported in $\mu\text{g}/\text{kg}$ (ppb)

SIM Semivolatile Surrogate Recovery

2-Fluorobiphenyl	61.2%	d5-Phenol	51.2%
2-Fluorophenol	52.8%	d4-2-Chlorophenol	64.0%
d4-1,2-Dichlorobenzene	46.8%	d5-Nitrobenzene	54.0%
2,4,6-Tribromophenol	63.2%	d14-p-Terphenyl	85.2%

Analytical Resources, Inc.

Semivolatle Report SW846 Method 8270D

Data file : /chem3/nt2.i/20090617.b/061708.d
 Lab Smp Id: PB44F Client Smp ID: 3SED3-C
 Inj Date : 17-JUN-2009 17:14
 Operator : VTS Inst ID: nt2.i
 Smp Info : PB44F,3
 Misc Info : 09-12792
 Comment :
 Method : /chem3/nt2.i/20090617.b/SIMABN.m
 Meth Date : 18-Jun-2009 14:45 peter Quant Type: ISTD
 Cal Date : 11-MAY-2009 13:57 Cal File: ic051104.d
 Als bottle: 8
 Dil Factor: 3.00000
 Integrator: HP RTE Compound Sublist: wind.sub
 Target Version: 3.50
 Processing Host: cserv3

Concentration Formula: Amt * DF * Vt/(Ws * (100 - M)/100) * CpndVariable

Name	Value	Description
DF	3.00000	Dilution Factor
Vt	1000.00000	Volume of final extract (uL)
Ws	26.20000	Weight of sample extracted (g)
M	36.60000	% Moisture

Cpnd Variable

Local Compound Variable

Compounds	QUANT	SIG	RT	EXP RT	REL RT	RESPONSE	CONCENTRATIONS	
							ON-COLUMN (ug/mL)	FINAL (ug/kg)
\$ 1 2-Fluorophenol	112		5.460	5.445	(0.750)	57460	0.65865	119.0
\$ 2 Phenol-d5	99		6.911	6.888	(0.949)	74161	0.64199	115.9
3 Phenol	94		Compound Not Detected.					
\$ 5 2-Chlorophenol-d4	132		7.004	6.992	(0.962)	62174	0.80090	144.6
7 1,3-Dichlorobenzene	146		Compound Not Detected.					
* 8 1,4-Dichlorobenzene-d4	152		7.284	7.284	(1.000)	146021	2.00000	
9 1,4-Dichlorobenzene	146		Compound Not Detected.					
\$ 10 1,2-Dichlorobenzene-d4	152		7.561	7.561	(1.038)	21803	0.39301	70.98
11 Benzyl alcohol	79		Compound Not Detected.					
12 1,2-Dichlorobenzene	146		Compound Not Detected.					
13 2-Methylphenol	108		Compound Not Detected.					
15 4-Methylphenol	108		Compound Not Detected.					
16 N-Nitroso-di-n-propylamine	70		Compound Not Detected.					
\$ 18 Nitrobenzene-d5	82		8.165	8.165	(0.882)	49690	0.44502	80.37
22 2,4-Dimethylphenol	107		Compound Not Detected.					

Compounds	QUANT SIG MASS	RT	EXP RT	REL RT	RESPONSE	CONCENTRATIONS	
						ON-COLUMN (ug/mL)	FINAL (ug/kg)
26 1,2,4-Trichlorobenzene	180						
* 27 Naphthalene-d8	136	9.262	9.263	(1.000)	411327	2.00000	
30 Hexachlorobutadiene	225						
\$ 36 2-Fluorobiphenyl	172	11.046	11.046	(0.914)	74422	0.51203	92.48
39 Dimethylphthalate	163						
* 42 Acenaphthene-d10	162	12.084	12.084	(1.000)	203735	2.00000	
50 Diethylphthalate	149						
54 N-Nitrosodiphenylamine	169						
\$ 55 2,4,6-Tribromophenol	330	13.380	13.380	(0.926)	13682	0.78831	142.4
57 Hexachlorobenzene	284						
58 Pentachlorophenol	266	14.291	14.291	(0.989)	1498	0.06066	10.96
* 59 Phenanthrene-d10	188	14.445	14.445	(1.000)	367162	2.00000	
\$ 66 Terphenyl-d14	244	17.090	17.090	(0.912)	46037	0.70652	127.6
67 Butylbenzylphthalate	149	17.992	17.970	(0.960)	11151	0.13686	24.72
* 69 Chrysene-d12	240	18.746	18.730	(1.000)	209470	2.00000	
* 77 Perylene-d12	264	20.900	20.869	(1.000)	90389	2.00000	
79 Dibenzo(a,h)anthracene	278						
90 N-Nitrosodimethylamine	74						

Analytical Resources, Inc.

INTERNAL STANDARD COMPOUNDS
 AREA AND RT SUMMARY

Instrument ID: nt2.i
 Lab File ID: 061708.d
 Lab Smp Id: PB44F
 Analysis Type: SV
 Quant Type: ISTD
 Operator: VTS
 Method File: /chem3/nt2.i/20090617.b/SIMABN.m
 Misc Info: 09-12792

Calibration Date: 17-JUN-2009
 Calibration Time: 12:11
 Client Smp ID: 3SED3-C
 Level: LOW
 Sample Type: Sediment

Test Mode:
 Use Initial Calibration Level 4.

COMPOUND	STANDARD	AREA LIMIT		SAMPLE	%DIFF
		LOWER	UPPER		
8 1,4-Dichlorobenze	119785	59892	239570	146021	21.90
27 Naphthalene-d8	372217	186108	744434	411327	10.51
42 Acenaphthene-d10	182713	91356	365426	203735	11.51
59 Phenanthrene-d10	286879	143440	573758	367162	27.98
69 Chrysene-d12	251912	125956	503824	209470	-16.85
77 Perylene-d12	231524	115762	463048	90389	-60.96

COMPOUND	STANDARD	RT LIMIT		SAMPLE	%DIFF
		LOWER	UPPER		
8 1,4-Dichlorobenze	7.28	6.78	7.78	7.28	0.00
27 Naphthalene-d8	9.26	8.76	9.76	9.26	0.00
42 Acenaphthene-d10	12.08	11.58	12.58	12.08	0.00
59 Phenanthrene-d10	14.45	13.95	14.95	14.44	0.00
69 Chrysene-d12	18.73	18.23	19.23	18.75	0.08
77 Perylene-d12	20.87	20.37	21.37	20.90	0.15

AREA UPPER LIMIT = +100% of internal standard area.
 AREA LOWER LIMIT = - 50% of internal standard area.
 RT UPPER LIMIT = + 0.50 minutes of internal standard RT.
 RT LOWER LIMIT = - 0.50 minutes of internal standard RT.

Analytical Resources, Inc.

RECOVERY REPORT

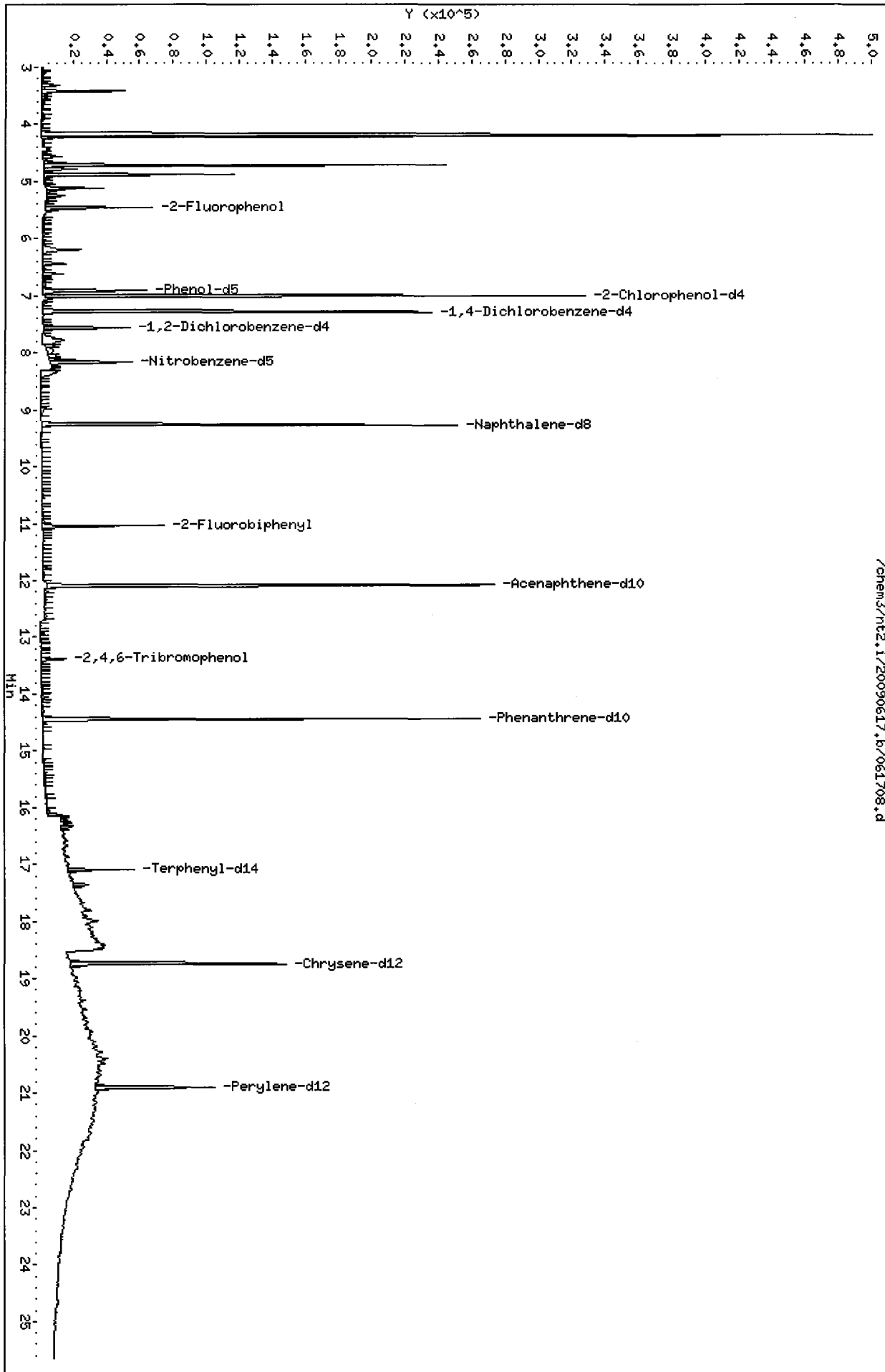
Client Name: ESC Client SDG: PB44
 Sample Matrix: SOLID Fraction: SV
 Lab Smp Id: PB44F Client Smp ID: 3SED3-C
 Level: LOW Operator: VTS
 Data Type: MS DATA SampleType: SAMPLE
 SpikeList File: wind.spk Quant Type: ISTD
 Sublist File: wind.sub
 Method File: /chem3/nt2.i/20090617.b/SIMABN.m
 Misc Info: 09-12792

SURROGATE COMPOUND	CONC ADDED ug/kg	CONC RECOVERED ug/kg	% RECOVERED	LIMITS
\$ 1 2-Fluorophenol	225.8	119.0	52.69	30-160
\$\$ 2 Phenol-d5	225.8	115.9	51.36	30-160
\$\$ 5 2-Chlorophenol-d4	225.8	144.6	64.07	30-160
\$ 10 1,2-Dichlorobenzen	150.5	70.98	47.16	30-160
\$\$ 18 Nitrobenzene-d5	150.5	80.37	53.40	30-160
\$\$ 36 2-Fluorobiphenyl	150.5	92.48	61.44	30-160
\$\$ 55 2,4,6-Tribromophen	225.8	142.4	63.06	30-160
\$ 66 Terphenyl-d14	150.5	127.6	84.78	30-160

Data File: /chem3/nt2.i/20090617.b/061708.d
Date: 17-JUN-2009 17:14
Client ID: 3SED3-C
Sample Info: PB44F,3
Volume Injected (uL): 2.0
Column phase: ZB-5

Instrument: nt2.i
Operator: VTS
Column diameter: 0.32

/chem3/nt2.i/20090617.b/061708.d



ORGANICS ANALYSIS DATA SHEET

Semivolatiles by Selected Ion Monitoring GC/MS

Sample ID: 3SED6-A

Page 1 of 1

SAMPLE

Lab Sample ID: PB44G

QC Report No: PB44-ENVIRONMENTAL SCIENCE CORP.

LIMS ID: 09-12793

Project: JELD-WEN NORD DOOR

Matrix: Sediment

Event: NA

Data Release Authorized: *AS*

Date Sampled: 06/04/09

Reported: 06/19/09

Date Received: 06/04/09

Date Extracted: 06/09/09

Sample Amount: 16.6 g-dry-wt

Date Analyzed: 06/16/09 17:41

Final Extract Volume: 1.0 mL

Instrument/Analyst: NT2/PK

Dilution Factor: 1.00

GPC Cleanup: Yes

Percent Moisture: 19.6%

Silica Gel Cleanup: No

Alumina Cleanup: No

CAS Number	Analyte	RL	Result
53-70-3	Dibenz (a, h) anthracene	6.0	< 6.0 U
106-46-7	1,4-Dichlorobenzene	6.0	< 6.0 U
120-82-1	1,2,4-Trichlorobenzene	6.0	< 6.0 U
118-74-1	Hexachlorobenzene	6.0	< 6.0 U
87-68-3	Hexachlorobutadiene	6.0	< 6.0 U
131-11-3	Dimethylphthalate	15	< 15 U
85-68-7	Butylbenzylphthalate	15	< 15 U
95-48-7	2-Methylphenol	6.0	< 6.0 U
105-67-9	2,4-Dimethylphenol	6.0	< 6.0 U
86-30-6	N-Nitrosodiphenylamine	6.0	< 6.0 U
100-51-6	Benzyl Alcohol	30	< 30 U
87-86-5	Pentachlorophenol	30	< 30 U
95-50-1	1,2-Dichlorobenzene	6.0	< 6.0 U
541-73-1	1,3-Dichlorobenzene	6.0	< 6.0 U

Reported in $\mu\text{g}/\text{kg}$ (ppb)

SIM Semivolatile Surrogate Recovery

2-Fluorobiphenyl	80.8%	d5-Phenol	73.3%
2-Fluorophenol	73.6%	d4-2-Chlorophenol	92.0%
d4-1,2-Dichlorobenzene	70.8%	d5-Nitrobenzene	73.6%
2,4,6-Tribromophenol	91.7%	d14-p-Terphenyl	161%

Analytical Resources, Inc.

Semivolatle Report SW846 Method 8270D

Data file : /chem3/nt2.i/20090616.b/061612.d
 Lab Smp Id: PB44G Client Smp ID: 3SED6-A
 Inj Date : 16-JUN-2009 17:41
 Operator : VTS Inst ID: nt2.i
 Smp Info : PB44G
 Misc Info : 09-12793
 Comment :
 Method : /chem3/nt2.i/20090616.b/SIMABN.m
 Meth Date : 16-Jun-2009 11:34 peter Quant Type: ISTD
 Cal Date : 11-MAY-2009 13:57 Cal File: ic051104.d
 Als bottle: 9
 Dil Factor: 1.00000
 Integrator: HP RTE Compound Sublist: wind.sub
 Target Version: 3.50
 Processing Host: cserv3

Concentration Formula: Amt * DF * Vt / (Ws * (100 - M) / 100) * CpndVariable

Name	Value	Description
DF	1.00000	Dilution Factor
Vt	1000.00000	Volume of final extract (uL)
Ws	20.60000	Weight of sample extracted (g)
M	19.60000	% Moisture

Cpnd Variable

Local Compound Variable

Compounds	QUANT	SIG	MASS	RT	EXP RT	REL RT	RESPONSE	CONCENTRATIONS		
								ON-COLUMN (ug/mL)	FINAL (ug/kg)	
\$ 1 2-Fluorophenol	112			5.575	5.527	(0.757)	215454	2.76437	166.9	
\$ 2 Phenol-d5	99			7.007	6.961	(0.951)	283928	2.75116	166.1	
3 Phenol	94			Compound Not Detected.						
\$ 5 2-Chlorophenol-d4	132			7.099	7.076	(0.964)	238978	3.44572	208.0	
7 1,3-Dichlorobenzene	146			Compound Not Detected.						
* 8 1,4-Dichlorobenzene-d4	152			7.368	7.368	(1.000)	130455	2.00000		
9 1,4-Dichlorobenzene	146			Compound Not Detected.						
\$ 10 1,2-Dichlorobenzene-d4	152			7.662	7.645	(1.040)	87876	1.77304	107.1	
11 Benzyl alcohol	79			7.645	7.627	(1.038)	5090	0.05782	3.491 (H)	
12 1,2-Dichlorobenzene	146			Compound Not Detected.						
13 2-Methylphenol	108			Compound Not Detected.						
15 4-Methylphenol	108			Compound Not Detected.						
16 N-Nitroso-di-n-propylamine	70			Compound Not Detected.						
\$ 18 Nitrobenzene-d5	82			8.266	8.250	(0.885)	188445	1.83626	110.9	
22 2,4-Dimethylphenol	107			Compound Not Detected.						

Compounds	QUANT SIG	RT	EXP RT	REL RT	RESPONSE	CONCENTRATIONS	
						ON-COLUMN (ug/mL)	FINAL (ug/kg)
26 1,2,4-Trichlorobenzene	180				Compound Not Detected.		
* 27 Naphthalene-d8	136	9.343	9.343	(1.000)	378052	2.00000	
30 Hexachlorobutadiene	225				Compound Not Detected.		
\$ 36 2-Fluorobiphenyl	172	11.128	11.128	(0.913)	274777	2.02326	122.2
39 Dimethylphthalate	163				Compound Not Detected.		
* 42 Acenaphthene-d10	162	12.183	12.166	(1.000)	190367	2.00000	
50 Diethylphthalate	149	13.008	13.008	(1.068)	50350	0.34695	20.95
54 N-Nitrosodiphenylamine	169				Compound Not Detected.		
\$ 55 2,4,6-Tribromophenol	330	13.471	13.460	(0.927)	53122	3.44181	207.8
57 Hexachlorobenzene	284				Compound Not Detected.		
58 Pentachlorophenol	266				Compound Not Detected.		
* 59 Phenanthrene-d10	188	14.528	14.529	(1.000)	326508	2.00000	
\$ 66 Terphenyl-d14	244	17.178	17.167	(0.913)	169168	4.02038	242.7(R)
67 Butylbenzylphthalate	149				Compound Not Detected.		
* 69 Chrysene-d12	240	18.814	18.814	(1.000)	135267	2.00000	
* 77 Perylene-d12	264	20.968	20.953	(1.000)	49698	2.00000	
79 Dibenzo(a,h)anthracene	278				Compound Not Detected.		
90 N-Nitrosodimethylamine	74				Compound Not Detected.		

QC Flag Legend

R - Spike/Surrogate failed recovery limits.
 H - Operator selected an alternate compound hit.

Analytical Resources, Inc.

INTERNAL STANDARD COMPOUNDS
 AREA AND RT SUMMARY

Instrument ID: nt2.i
 Lab File ID: 061612.d
 Lab Smp Id: PB44G
 Analysis Type: SV
 Quant Type: ISTD
 Operator: VTS
 Method File: /chem3/nt2.i/20090616.b/SIMABN.m
 Misc Info: 09-12793

Calibration Date: 16-JUN-2009
 Calibration Time: 10:48
 Client Smp ID: 3SED6-A
 Level: LOW
 Sample Type: Sediment

Test Mode:
 Use Initial Calibration Level 4.

COMPOUND	STANDARD	AREA LIMIT		SAMPLE	%DIFF
		LOWER	UPPER		
8 1,4-Dichlorobenze	119785	59892	239570	130455	8.91
27 Naphthalene-d8	372217	186108	744434	378052	1.57
42 Acenaphthene-d10	182713	91356	365426	190367	4.19
59 Phenanthrene-d10	286879	143440	573758	326508	13.81
69 Chrysene-d12	251912	125956	503824	135267	-46.30
77 Perylene-d12	231524	115762	463048	49698	-78.53

COMPOUND	STANDARD	RT LIMIT		SAMPLE	%DIFF
		LOWER	UPPER		
8 1,4-Dichlorobenze	7.37	6.87	7.87	7.37	0.00
27 Naphthalene-d8	9.34	8.84	9.84	9.34	0.00
42 Acenaphthene-d10	12.17	11.67	12.67	12.18	0.14
59 Phenanthrene-d10	14.53	14.03	15.03	14.53	0.00
69 Chrysene-d12	18.81	18.31	19.31	18.81	0.00
77 Perylene-d12	20.95	20.45	21.45	20.97	0.07

AREA UPPER LIMIT = +100% of internal standard area.
 AREA LOWER LIMIT = - 50% of internal standard area.
 RT UPPER LIMIT = + 0.50 minutes of internal standard RT.
 RT LOWER LIMIT = - 0.50 minutes of internal standard RT.

Analytical Resources, Inc.

RECOVERY REPORT

Client Name: ESC
 Sample Matrix: SOLID
 Lab Smp Id: PB44G
 Level: LOW
 Data Type: MS DATA
 SpikeList File: wind.spk
 Sublist File: wind.sub
 Method File: /chem3/nt2.i/20090616.b/SIMABN.m
 Misc Info: 09-12793

Client SDG: PB44
 Fraction: SV
 Client Smp ID: 3SED6-A
 Operator: VTS
 SampleType: SAMPLE
 Quant Type: ISTD

SURROGATE COMPOUND	CONC ADDED ug/kg	CONC RECOVERED ug/kg	% RECOVERED	LIMITS
\$ 1 2-Fluorophenol	226.4	166.9	73.72	30-160
\$ 2 Phenol-d5	226.4	166.1	73.36	30-160
\$ 5 2-Chlorophenol-d4	226.4	208.0	91.89	30-160
\$ 10 1,2-Dichlorobenzen	150.9	107.1	70.92	30-160
\$ 18 Nitrobenzene-d5	150.9	110.9	73.45	30-160
\$ 36 2-Fluorobiphenyl	150.9	122.2	80.93	30-160
\$ 55 2,4,6-Tribromophen	226.4	207.8	91.78	30-160
\$ 66 Terphenyl-d14	150.9	242.7	160.82*	30-160

Date: 16-JUN-2009 17:41

Client ID: 3SE06-A

Instrument: nt2.1

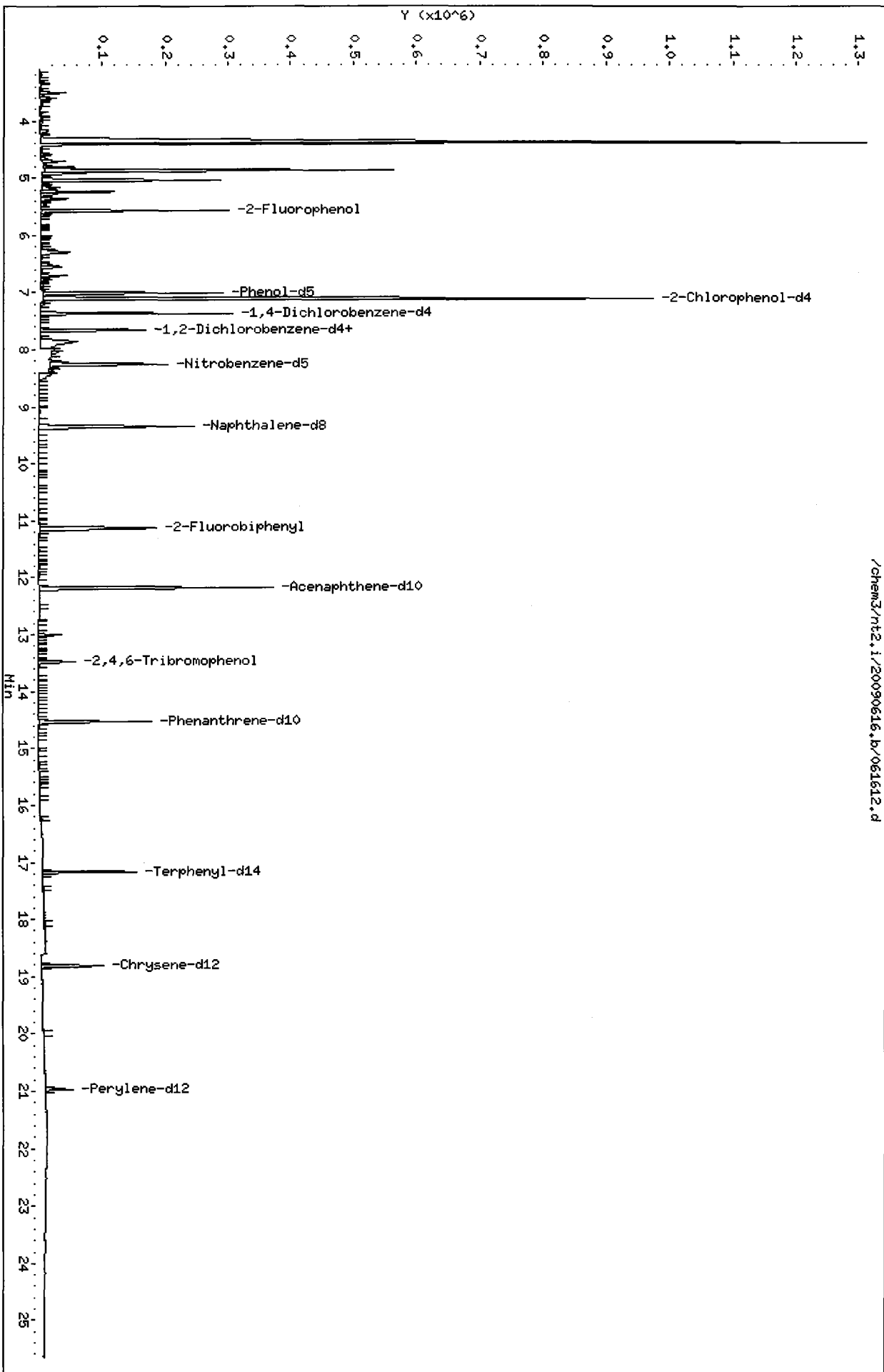
Sample Info: PB44G

Volume Injected (uL): 2.0

Column phase: ZB-5

Operator: VTS
Column diameter: 0.32

/chem3/nt2.1/20090616.b/061612.d



ORGANICS ANALYSIS DATA SHEET

Semivolatiles by Selected Ion Monitoring GC/MS

Sample ID: 3SED6-A
DILUTION

Page 1 of 1

Lab Sample ID: PB44G

LIMS ID: 09-12793

Matrix: Sediment

Data Release Authorized:

Reported: 06/19/09

QC Report No: PB44-ENVIRONMENTAL SCIENCE CORP.

Project: JELD-WEN NORD DOOR

Event: NA

Date Sampled: 06/04/09

Date Received: 06/04/09

Date Extracted: 06/09/09

Date Analyzed: 06/17/09 17:48

Instrument/Analyst: NT2/PK

GPC Cleanup: Yes

Silica Gel Cleanup: No

Alumina Cleanup: No

Sample Amount: 16.6 g-dry-wt

Final Extract Volume: 1.0 mL

Dilution Factor: 3.00

Percent Moisture: 19.6%

CAS Number	Analyte	RL	Result
53-70-3	Dibenz(a,h)anthracene	18	< 18 U
106-46-7	1,4-Dichlorobenzene	18	< 18 U
120-82-1	1,2,4-Trichlorobenzene	18	< 18 U
118-74-1	Hexachlorobenzene	18	< 18 U
87-68-3	Hexachlorobutadiene	18	< 18 U
131-11-3	Dimethylphthalate	45	< 45 U
85-68-7	Butylbenzylphthalate	45	< 45 U
95-48-7	2-Methylphenol	18	< 18 U
105-67-9	2,4-Dimethylphenol	18	< 18 U
86-30-6	N-Nitrosodiphenylamine	18	< 18 U
100-51-6	Benzyl Alcohol	90	< 90 U
87-86-5	Pentachlorophenol	90	< 90 U
95-50-1	1,2-Dichlorobenzene	18	< 18 U
541-73-1	1,3-Dichlorobenzene	18	< 18 U

Reported in $\mu\text{g}/\text{kg}$ (ppb)

SIM Semivolatile Surrogate Recovery

2-Fluorobiphenyl	76.8%	d5-Phenol	70.4%
2-Fluorophenol	72.0%	d4-2-Chlorophenol	84.8%
d4-1,2-Dichlorobenzene	67.2%	d5-Nitrobenzene	72.0%
2,4,6-Tribromophenol	95.2%	d14-p-Terphenyl	131%

Analytical Resources, Inc.

Semivolatiles Report SW846 Method 8270D

Data file : /chem3/nt2.i/20090617.b/061709.d
 Lab Smp Id: PB44G Client Smp ID: 3SED6-A
 Inj Date : 17-JUN-2009 17:48
 Operator : VTS Inst ID: nt2.i
 Smp Info : PB44G,3
 Misc Info : 09-12793
 Comment :
 Method : /chem3/nt2.i/20090617.b/SIMABN.m
 Meth Date : 18-Jun-2009 14:45 peter Quant Type: ISTD
 Cal Date : 11-MAY-2009 13:57 Cal File: ic051104.d
 Als bottle: 9
 Dil Factor: 3.00000
 Integrator: HP RTE Compound Sublist: wind.sub
 Target Version: 3.50
 Processing Host: cserv3

Concentration Formula: Amt * DF * Vt / (Ws * (100 - M) / 100) * CpndVariable

Name	Value	Description
DF	3.00000	Dilution Factor
Vt	1000.00000	Volume of final extract (uL)
Ws	20.60000	Weight of sample extracted (g)
M	19.60000	% Moisture

Cpnd Variable

Local Compound Variable

Compounds	QUANT SIG	RT	EXP RT	REL RT	RESPONSE	CONCENTRATIONS	
						ON-COLUMN (ug/mL)	FINAL (ug/kg)
\$ 1 2-Fluorophenol	112	5.460	5.445	(0.750)	76145	0.90181	163.3
\$ 2 Phenol-d5	99	6.912	6.888	(0.949)	97986	0.87641	158.7
3 Phenol	94	Compound Not Detected.					
\$ 5 2-Chlorophenol-d4	132	7.004	6.992	(0.962)	79933	1.06385	192.7
7 1,3-Dichlorobenzene	146	Compound Not Detected.					
* 8 1,4-Dichlorobenzene-d4	152	7.284	7.284	(1.000)	141328	2.00000	
9 1,4-Dichlorobenzene	146	Compound Not Detected.					
\$ 10 1,2-Dichlorobenzene-d4	152	7.561	7.561	(1.038)	29980	0.55836	101.1
11 Benzyl alcohol	79	Compound Not Detected.					
12 1,2-Dichlorobenzene	146	Compound Not Detected.					
13 2-Methylphenol	108	Compound Not Detected.					
15 4-Methylphenol	108	Compound Not Detected.					
16 N-Nitroso-di-n-propylamine	70	Compound Not Detected.					
\$ 18 Nitrobenzene-d5	82	8.166	8.165	(0.882)	67372	0.59849	108.4
22 2,4-Dimethylphenol	107	Compound Not Detected.					

Compounds	QUANT SIG	RT	EXP RT	REL RT	RESPONSE	CONCENTRATIONS	
						ON-COLUMN (ug/mL)	FINAL (ug/kg)
26 1,2,4-Trichlorobenzene	180						
* 27 Naphthalene-d8	136	9.262	9.263	(1.000)	414691	2.00000	
30 Hexachlorobutadiene	225						
\$ 36 2-Fluorobiphenyl	172	11.045	11.046	(0.914)	92480	0.64250	116.4
39 Dimethylphthalate	163						
* 42 Acenaphthene-d10	162	12.083	12.084	(1.000)	201761	2.00000	
50 Diethylphthalate	149	12.927	12.928	(1.070)	16698	0.10856	19.66
54 N-Nitrosodiphenylamine	169						
\$ 55 2,4,6-Tribromophenol	330	13.379	13.380	(0.926)	20625	1.19373	216.2
57 Hexachlorobenzene	284						
58 Pentachlorophenol	266						
* 59 Phenanthrene-d10	188	14.444	14.445	(1.000)	365506	2.00000	
\$ 66 Terphenyl-d14	244	17.089	17.090	(0.912)	74504	1.09421	198.2
67 Butylbenzylphthalate	149						
* 69 Chrysene-d12	240	18.729	18.730	(1.000)	218886	2.00000	
* 77 Perylene-d12	264	20.883	20.869	(1.000)	85770	2.00000	
79 Dibenzo(a,h)anthracene	278						
90 N-Nitrosodimethylamine	74						

Analytical Resources, Inc.

INTERNAL STANDARD COMPOUNDS
 AREA AND RT SUMMARY

Instrument ID: nt2.i
 Lab File ID: 061709.d
 Lab Smp Id: PB44G
 Analysis Type: SV
 Quant Type: ISTD
 Operator: VTS
 Method File: /chem3/nt2.i/20090617.b/SIMABN.m
 Misc Info: 09-12793

Calibration Date: 17-JUN-2009
 Calibration Time: 12:11
 Client Smp ID: 3SED6-A
 Level: LOW
 Sample Type: Sediment

Test Mode: Use Initial Calibration Level 4.

COMPOUND	STANDARD	AREA LIMIT		SAMPLE	%DIFF
		LOWER	UPPER		
8 1,4-Dichlorobenze	119785	59892	239570	141328	17.98
27 Naphthalene-d8	372217	186108	744434	414691	11.41
42 Acenaphthene-d10	182713	91356	365426	201761	10.43
59 Phenanthrene-d10	286879	143440	573758	365506	27.41
69 Chrysene-d12	251912	125956	503824	218886	-13.11
77 Perylene-d12	231524	115762	463048	85770	-62.95

COMPOUND	STANDARD	RT LIMIT		SAMPLE	%DIFF
		LOWER	UPPER		
8 1,4-Dichlorobenze	7.28	6.78	7.78	7.28	0.00
27 Naphthalene-d8	9.26	8.76	9.76	9.26	-0.01
42 Acenaphthene-d10	12.08	11.58	12.58	12.08	-0.01
59 Phenanthrene-d10	14.45	13.95	14.95	14.44	-0.01
69 Chrysene-d12	18.73	18.23	19.23	18.73	-0.01
77 Perylene-d12	20.87	20.37	21.37	20.88	0.07

AREA UPPER LIMIT = +100% of internal standard area.
 AREA LOWER LIMIT = - 50% of internal standard area.
 RT UPPER LIMIT = + 0.50 minutes of internal standard RT.
 RT LOWER LIMIT = - 0.50 minutes of internal standard RT.

Analytical Resources, Inc.

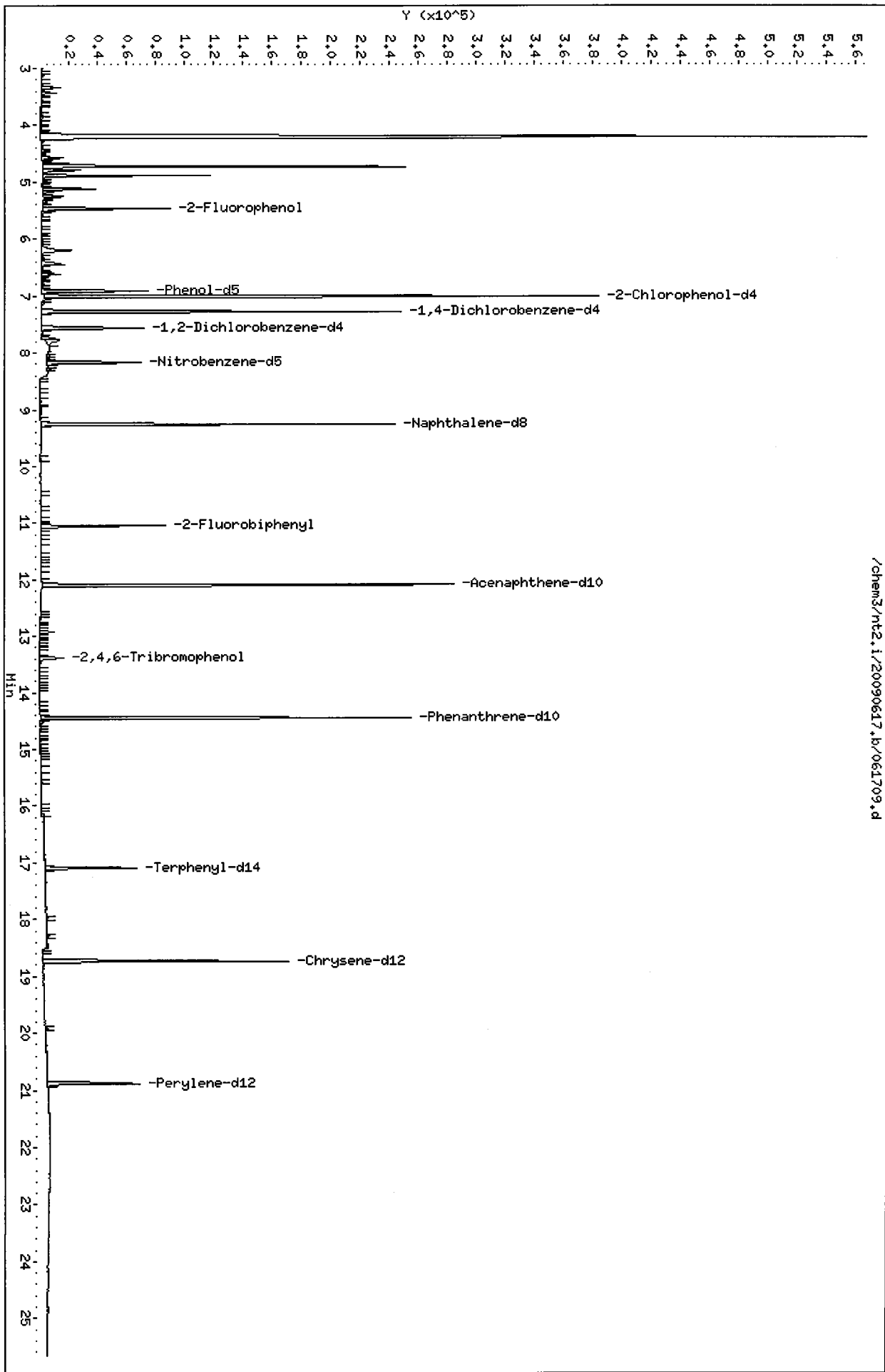
RECOVERY REPORT

Client Name: ESC Client SDG: PB44
 Sample Matrix: SOLID Fraction: SV
 Lab Smp Id: PB44G Client Smp ID: 3SED6-A
 Level: LOW Operator: VTS
 Data Type: MS DATA SampleType: SAMPLE
 SpikeList File: wind.spk Quant Type: ISTD
 Sublist File: wind.sub
 Method File: /chem3/nt2.i/20090617.b/SIMABN.m
 Misc Info: 09-12793

SURROGATE COMPOUND	CONC ADDED ug/kg	CONC RECOVERED ug/kg	% RECOVERED	LIMITS
\$ 1 2-Fluorophenol	226.4	163.3	72.14	30-160
\$ 2 Phenol-d5	226.4	158.7	70.11	30-160
\$ 5 2-Chlorophenol-d4	226.4	192.7	85.11	30-160
\$ 10 1,2-Dichlorobenzen	150.9	101.1	67.00	30-160
\$ 18 Nitrobenzene-d5	150.9	108.4	71.82	30-160
\$ 36 2-Fluorobiphenyl	150.9	116.4	77.10	30-160
\$ 55 2,4,6-Tribromophen	226.4	216.2	95.50	30-160
\$ 66 Terphenyl-d14	150.9	198.2	131.31	30-160

Data File: /chem3/nt2.i/20090617.b/061709.d
Date : 17-JUN-2009 17:48
Client ID: 3SED6-4
Sample Info: PB44G,3
Volume Injected (uL): 2.0
Column phase: ZB-5

Instrument: nt2.i
Operator: VTS
Column diameter: 0.32



ORGANICS ANALYSIS DATA SHEET

Semivolatiles by Selected Ion Monitoring GC/MS

Sample ID: 3SED6-B

Page 1 of 1

SAMPLE

Lab Sample ID: PB44H

QC Report No: PB44-ENVIRONMENTAL SCIENCE CORP.

LIMS ID: 09-12794

Project: JELD-WEN NORD DOOR

Matrix: Sediment

Event: NA

Data Release Authorized: *AS*

Date Sampled: 06/04/09

Reported: 06/19/09

Date Received: 06/04/09

Date Extracted: 06/09/09

Sample Amount: 16.9 g-dry-wt

Date Analyzed: 06/16/09 18:15

Final Extract Volume: 1.0 mL

Instrument/Analyst: NT2/PK

Dilution Factor: 1.00

GPC Cleanup: Yes

Percent Moisture: 13.3%

Silica Gel Cleanup: No

Alumina Cleanup: No

CAS Number	Analyte	RL	Result
53-70-3	Dibenz (a, h) anthracene	5.9	< 5.9 U
106-46-7	1,4-Dichlorobenzene	5.9	< 5.9 U
120-82-1	1,2,4-Trichlorobenzene	5.9	< 5.9 U
118-74-1	Hexachlorobenzene	5.9	< 5.9 U
87-68-3	Hexachlorobutadiene	5.9	< 5.9 U
131-11-3	Dimethylphthalate	15	< 15 U
85-68-7	Butylbenzylphthalate	15	< 15 U
95-48-7	2-Methylphenol	5.9	< 5.9 U
105-67-9	2,4-Dimethylphenol	5.9	< 5.9 U
86-30-6	N-Nitrosodiphenylamine	5.9	< 5.9 U
100-51-6	Benzyl Alcohol	30	< 30 U
87-86-5	Pentachlorophenol	30	< 30 U
95-50-1	1,2-Dichlorobenzene	5.9	< 5.9 U
541-73-1	1,3-Dichlorobenzene	5.9	< 5.9 U

Reported in $\mu\text{g}/\text{kg}$ (ppb)

SIM Semivolatile Surrogate Recovery

2-Fluorobiphenyl	74.8%	d5-Phenol	67.5%
2-Fluorophenol	68.8%	d4-2-Chlorophenol	84.5%
d4-1,2-Dichlorobenzene	68.8%	d5-Nitrobenzene	68.4%
2,4,6-Tribromophenol	86.4%	d14-p-Terphenyl	144%

Analytical Resources, Inc.

Semivolatle Report SW846 Method 8270D
 Data file : /chem3/nt2.i/20090616.b/061613.d
 Lab Smp Id: PB44H Client Smp ID: 3SED6-B
 Inj Date : 16-JUN-2009 18:15
 Operator : VTS Inst ID: nt2.i
 Smp Info : PB44H
 Misc Info : 09-12794
 Comment :
 Method : /chem3/nt2.i/20090616.b/SIMABN.m
 Meth Date : 16-Jun-2009 11:34 peter Quant Type: ISTD
 Cal Date : 11-MAY-2009 13:57 Cal File: ic051104.d
 Als bottle: 10
 Dil Factor: 1.00000
 Integrator: HP RTE Compound Sublist: wind.sub
 Target Version: 3.50
 Processing Host: cserv3

Concentration Formula: Amt * DF * Vt / (Ws * (100 - M) / 100) * CpndVariable

Name	Value	Description
DF	1.00000	Dilution Factor
Vt	1000.00000	Volume of final extract (uL)
Ws	19.50000	Weight of sample extracted (g)
M	13.30000	% Moisture

Cpnd Variable

Local Compound Variable

Compounds	QUANT	SIG	RT	EXP RT	REL RT	RESPONSE	CONCENTRATIONS	
							ON-COLUMN (ug/mL)	FINAL (ug/kg)
\$ 1 2-Fluorophenol	112		5.576	5.527	(0.757)	203908	2.58081	152.7
\$ 2 Phenol-d5	99		7.007	6.961	(0.951)	264407	2.52733	149.5
3 Phenol	94					Compound Not Detected.		
\$ 5 2-Chlorophenol-d4	132		7.100	7.076	(0.964)	223183	3.17442	187.8
7 1,3-Dichlorobenzene	146					Compound Not Detected.		
* 8 1,4-Dichlorobenzene-d4	152		7.367	7.368	(1.000)	132245	2.00000	
9 1,4-Dichlorobenzene	146					Compound Not Detected.		
\$ 10 1,2-Dichlorobenzene-d4	152		7.661	7.645	(1.040)	86266	1.71699	101.6
11 Benzyl alcohol	79					Compound Not Detected.		
12 1,2-Dichlorobenzene	146					Compound Not Detected.		
13 2-Methylphenol	108					Compound Not Detected.		
15 4-Methylphenol	108					Compound Not Detected.		
16 N-Nitroso-di-n-propylamine	70					Compound Not Detected.		
\$ 18 Nitrobenzene-d5	82		8.265	8.250	(0.885)	182405	1.70560	100.9
22 2,4-Dimethylphenol	107					Compound Not Detected.		

Compounds	QUANT SIG MASS	RT	EXP RT	REL RT	RESPONSE	CONCENTRATIONS	
						ON-COLUMN (ug/mL)	FINAL (ug/kg)
-----	----	==	=====	=====	-----	-----	-----
26 1,2,4-Trichlorobenzene	180				Compound Not Detected.		
* 27 Naphthalene-d8	136	9.343	9.343	(1.000)	393967	2.00000	
30 Hexachlorobutadiene	225				Compound Not Detected.		
\$ 36 2-Fluorobiphenyl	172	11.129	11.128	(0.913)	258878	1.86833	110.5
39 Dimethylphthalate	163				Compound Not Detected.		
* 42 Acenaphthene-d10	162	12.184	12.166	(1.000)	194225	2.00000	
50 Diethylphthalate	149	13.009	13.008	(1.068)	9674	0.06534	3.865
54 N-Nitrosodiphenylamine	169				Compound Not Detected.		
\$ 55 2,4,6-Tribromophenol	330	13.472	13.460	(0.927)	49229	3.23825	191.5
57 Hexachlorobenzene	284				Compound Not Detected.		
58 Pentachlorophenol	266				Compound Not Detected.		
* 59 Phenanthrene-d10	188	14.529	14.529	(1.000)	321600	2.00000	
\$ 66 Terphenyl-d14	244	17.178	17.167	(0.913)	165203	3.60092	213.0
67 Butylbenzylphthalate	149				Compound Not Detected.		
* 69 Chrysene-d12	240	18.815	18.814	(1.000)	147484	2.00000	
* 77 Perylene-d12	264	20.969	20.953	(1.000)	63854	2.00000	
79 Dibenzo(a,h)anthracene	278				Compound Not Detected.		
90 N-Nitrosodimethylamine	74				Compound Not Detected.		

Analytical Resources, Inc.
 INTERNAL STANDARD COMPOUNDS
 AREA AND RT SUMMARY

Instrument ID: nt2.i
 Lab File ID: 061613.d
 Lab Smp Id: PB44H
 Analysis Type: SV
 Quant Type: ISTD
 Operator: VTS
 Method File: /chem3/nt2.i/20090616.b/SIMABN.m
 Misc Info: 09-12794

Calibration Date: 16-JUN-2009
 Calibration Time: 10:48
 Client Smp ID: 3SED6-B
 Level: LOW
 Sample Type: Sediment

Test Mode:
 Use Initial Calibration Level 4.

COMPOUND	STANDARD	AREA LIMIT		SAMPLE	%DIFF
		LOWER	UPPER		
8 1,4-Dichlorobenze	119785	59892	239570	132245	10.40
27 Naphthalene-d8	372217	186108	744434	393967	5.84
42 Acenaphthene-d10	182713	91356	365426	194225	6.30
59 Phenanthrene-d10	286879	143440	573758	321600	12.10
69 Chrysene-d12	251912	125956	503824	147484	-41.45
77 Perylene-d12	231524	115762	463048	63854	-72.42

COMPOUND	STANDARD	RT LIMIT		SAMPLE	%DIFF
		LOWER	UPPER		
8 1,4-Dichlorobenze	7.37	6.87	7.87	7.37	-0.01
27 Naphthalene-d8	9.34	8.84	9.84	9.34	0.00
42 Acenaphthene-d10	12.17	11.67	12.67	12.18	0.14
59 Phenanthrene-d10	14.53	14.03	15.03	14.53	0.00
69 Chrysene-d12	18.81	18.31	19.31	18.81	0.00
77 Perylene-d12	20.95	20.45	21.45	20.97	0.07

AREA UPPER LIMIT = +100% of internal standard area.
 AREA LOWER LIMIT = - 50% of internal standard area.
 RT UPPER LIMIT = + 0.50 minutes of internal standard RT.
 RT LOWER LIMIT = - 0.50 minutes of internal standard RT.

Analytical Resources, Inc.

RECOVERY REPORT

Client Name: ESC
 Sample Matrix: SOLID
 Lab Smp Id: PB44H
 Level: LOW
 Data Type: MS DATA
 SpikeList File: wind.spk
 Sublist File: wind.sub
 Method File: /chem3/nt2.i/20090616.b/SIMABN.m
 Misc Info: 09-12794

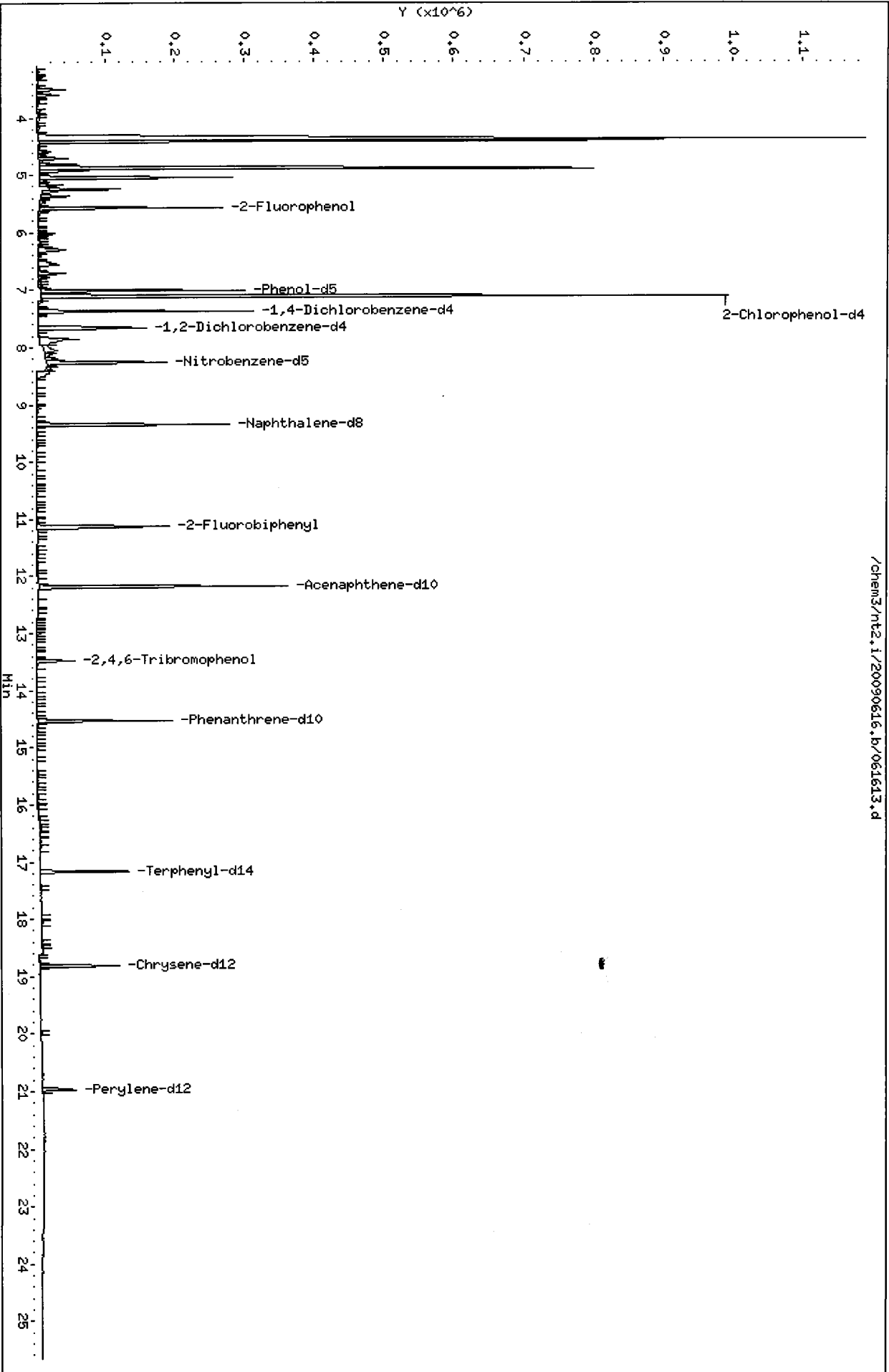
Client SDG: PB44
 Fraction: SV
 Client Smp ID: 3SED6-B
 Operator: VTS
 SampleType: SAMPLE
 Quant Type: ISTD

SURROGATE COMPOUND	CONC ADDED ug/kg	CONC RECOVERED ug/kg	% RECOVERED	LIMITS
\$ 1 2-Fluorophenol	221.8	152.7	68.82	30-160
\$\$ 2 Phenol-d5	221.8	149.5	67.40	30-160
\$\$ 5 2-Chlorophenol-d4	221.8	187.8	84.65	30-160
\$ 10 1,2-Dichlorobenzen	147.9	101.6	68.68	30-160
\$\$ 18 Nitrobenzene-d5	147.9	100.9	68.22	30-160
\$\$\$ 36 2-Fluorobiphenyl	147.9	110.5	74.73	30-160
\$ 55 2,4,6-Tribromophen	221.8	191.5	86.35	30-160
\$ 66 Terphenyl-d14	147.9	213.0	144.04	30-160

Data File: /chem3/nt2.1/20090616.b/061613.d
Date: 16-JUN-2009 18:15
Client ID: 3SED6-B
Sample Info: PB44H
Volume Injected (uL): 2.0
Column phase: ZB-5

Instrument: nt2.1
Operator: VTS
Column diameter: 0.32

/chem3/nt2.1/20090616.b/061613.d



ORGANICS ANALYSIS DATA SHEET

Semivolatiles by Selected Ion Monitoring GC/MS

Sample ID: 3SED6-B
DILUTION

Page 1 of 1

Lab Sample ID: PB44H

LIMS ID: 09-12794

Matrix: Sediment

Data Release Authorized: *B*

Reported: 06/19/09

QC Report No: PB44-ENVIRONMENTAL SCIENCE CORP.

Project: JELD-WEN NORD DOOR

Event: NA

Date Sampled: 06/04/09

Date Received: 06/04/09

Date Extracted: 06/09/09

Date Analyzed: 06/17/09 18:23

Instrument/Analyst: NT2/PK

GPC Cleanup: Yes

Silica Gel Cleanup: No

Alumina Cleanup: No

Sample Amount: 16.9 g-dry-wt

Final Extract Volume: 1.0 mL

Dilution Factor: 3.00

Percent Moisture: 13.3%

CAS Number	Analyte	RL	Result
53-70-3	Dibenz (a, h) anthracene	18	< 18 U
106-46-7	1,4-Dichlorobenzene	18	< 18 U
120-82-1	1,2,4-Trichlorobenzene	18	< 18 U
118-74-1	Hexachlorobenzene	18	< 18 U
87-68-3	Hexachlorobutadiene	18	< 18 U
131-11-3	Dimethylphthalate	44	< 44 U
85-68-7	Butylbenzylphthalate	44	< 44 U
95-48-7	2-Methylphenol	18	< 18 U
105-67-9	2,4-Dimethylphenol	18	< 18 U
86-30-6	N-Nitrosodiphenylamine	18	< 18 U
100-51-6	Benzyl Alcohol	89	< 89 U
87-86-5	Pentachlorophenol	89	< 89 U
95-50-1	1,2-Dichlorobenzene	18	< 18 U
541-73-1	1,3-Dichlorobenzene	18	< 18 U

Reported in $\mu\text{g}/\text{kg}$ (ppb)

SIM Semivolatile Surrogate Recovery

2-Fluorobiphenyl	76.8%	d5-Phenol	67.2%
2-Fluorophenol	69.6%	d4-2-Chlorophenol	81.6%
d4-1,2-Dichlorobenzene	67.2%	d5-Nitrobenzene	68.4%
2,4,6-Tribromophenol	77.6%	d14-p-Terphenyl	120%

Analytical Resources, Inc.

Semivolatiles Report SW846 Method 8270D

Data file : /chem3/nt2.i/20090617.b/061710.d
 Lab Smp Id: PB44H Client Smp ID: 3SED6-B
 Inj Date : 17-JUN-2009 18:23
 Operator : VTS Inst ID: nt2.i
 Smp Info : PB44H,3
 Misc Info : 09-12794
 Comment :
 Method : /chem3/nt2.i/20090617.b/SIMABN.m
 Meth Date : 18-Jun-2009 14:45 peter Quant Type: ISTD
 Cal Date : 11-MAY-2009 13:57 Cal File: ic051104.d
 Als bottle: 10
 Dil Factor: 3.00000
 Integrator: HP RTE Compound Sublist: wind.sub
 Target Version: 3.50
 Processing Host: cserv3

Concentration Formula: Amt * DF * Vt / (Ws * (100 - M) / 100) * CpndVariable

Name	Value	Description
DF	3.00000	Dilution Factor
Vt	1000.00000	Volume of final extract (uL)
Ws	19.50000	Weight of sample extracted (g)
M	13.30000	% Moisture

Cpnd Variable

Local Compound Variable

Compounds	QUANT SIG	RT	EXP RT	REL RT	RESPONSE	CONCENTRATIONS	
						ON-COLUMN (ug/mL)	FINAL (ug/kg)
\$ 1 2-Fluorophenol	112	5.460	5.445	(0.749)	73060	0.87431	155.1
\$ 2 Phenol-d5	99	6.900	6.888	(0.947)	92770	0.83841	148.8
3 Phenol	94	Compound Not Detected.					
\$ 5 2-Chlorophenol-d4	132	7.004	6.992	(0.962)	75545	1.01594	180.3
7 1,3-Dichlorobenzene	146	Compound Not Detected.					
* 8 1,4-Dichlorobenzene-d4	152	7.285	7.284	(1.000)	139868	2.00000	
9 1,4-Dichlorobenzene	146	Compound Not Detected.					
\$ 10 1,2-Dichlorobenzene-d4	152	7.561	7.561	(1.038)	29727	0.55942	99.27
11 Benzyl alcohol	79	Compound Not Detected.					
12 1,2-Dichlorobenzene	146	Compound Not Detected.					
13 2-Methylphenol	108	Compound Not Detected.					
15 4-Methylphenol	108	Compound Not Detected.					
16 N-Nitroso-di-n-propylamine	70	Compound Not Detected.					
\$ 18 Nitrobenzene-d5	82	8.166	8.165	(0.882)	62180	0.56584	100.4
22 2,4-Dimethylphenol	107	Compound Not Detected.					

Compounds	QUANT SIG MASS	RT	EXP RT	REL RT	RESPONSE	CONCENTRATIONS	
						ON-COLUMN (ug/mL)	FINAL (ug/kg)
26 1,2,4-Trichlorobenzene	180						
* 27 Naphthalene-d8	136	9.262	9.263	(1.000)	404812	2.00000	
30 Hexachlorobutadiene	225						
\$ 36 2-Fluorobiphenyl	172	11.045	11.046	(0.914)	93047	0.63855	113.3
39 Dimethylphthalate	163						
* 42 Acenaphthene-d10	162	12.083	12.084	(1.000)	204255	2.00000	
50 Diethylphthalate	149						
54 N-Nitrosodiphenylamine	169						
\$ 55 2,4,6-Tribromophenol	330	13.379	13.380	(0.926)	17265	0.97344	172.7
57 Hexachlorobenzene	284						
58 Pentachlorophenol	266						
* 59 Phenanthrene-d10	188	14.444	14.445	(1.000)	375200	2.00000	
\$ 66 Terphenyl-d14	244	17.090	17.090	(0.912)	74537	1.00390	178.1
67 Butylbenzylphthalate	149						
* 69 Chrysene-d12	240	18.729	18.730	(1.000)	238684	2.00000	
* 77 Perylene-d12	264	20.884	20.869	(1.000)	92093	2.00000	
79 Dibenzo(a,h)anthracene	278						
90 N-Nitrosodimethylamine	74						

Analytical Resources, Inc.

INTERNAL STANDARD COMPOUNDS
 AREA AND RT SUMMARY

Instrument ID: nt2.i
 Lab File ID: 061710.d
 Lab Smp Id: PB44H
 Analysis Type: SV
 Quant Type: ISTD
 Operator: VTS
 Method File: /chem3/nt2.i/20090617.b/SIMABN.m
 Misc Info: 09-12794

Calibration Date: 17-JUN-2009
 Calibration Time: 12:11
 Client Smp ID: 3SED6-B
 Level: LOW
 Sample Type: Sediment

Test Mode: Use Initial Calibration Level 4.

COMPOUND	STANDARD	AREA LIMIT		SAMPLE	%DIFF
		LOWER	UPPER		
8 1,4-Dichlorobenze	119785	59892	239570	139868	16.77
27 Naphthalene-d8	372217	186108	744434	404812	8.76
42 Acenaphthene-d10	182713	91356	365426	204255	11.79
59 Phenanthrene-d10	286879	143440	573758	375200	30.79
69 Chrysene-d12	251912	125956	503824	238684	-5.25
77 Perylene-d12	231524	115762	463048	92093	-60.22

COMPOUND	STANDARD	RT LIMIT		SAMPLE	%DIFF
		LOWER	UPPER		
8 1,4-Dichlorobenze	7.28	6.78	7.78	7.28	0.01
27 Naphthalene-d8	9.26	8.76	9.76	9.26	0.00
42 Acenaphthene-d10	12.08	11.58	12.58	12.08	0.00
59 Phenanthrene-d10	14.45	13.95	14.95	14.44	-0.01
69 Chrysene-d12	18.73	18.23	19.23	18.73	0.00
77 Perylene-d12	20.87	20.37	21.37	20.88	0.07

AREA UPPER LIMIT = +100% of internal standard area.
 AREA LOWER LIMIT = - 50% of internal standard area.
 RT UPPER LIMIT = + 0.50 minutes of internal standard RT.
 RT LOWER LIMIT = - 0.50 minutes of internal standard RT.

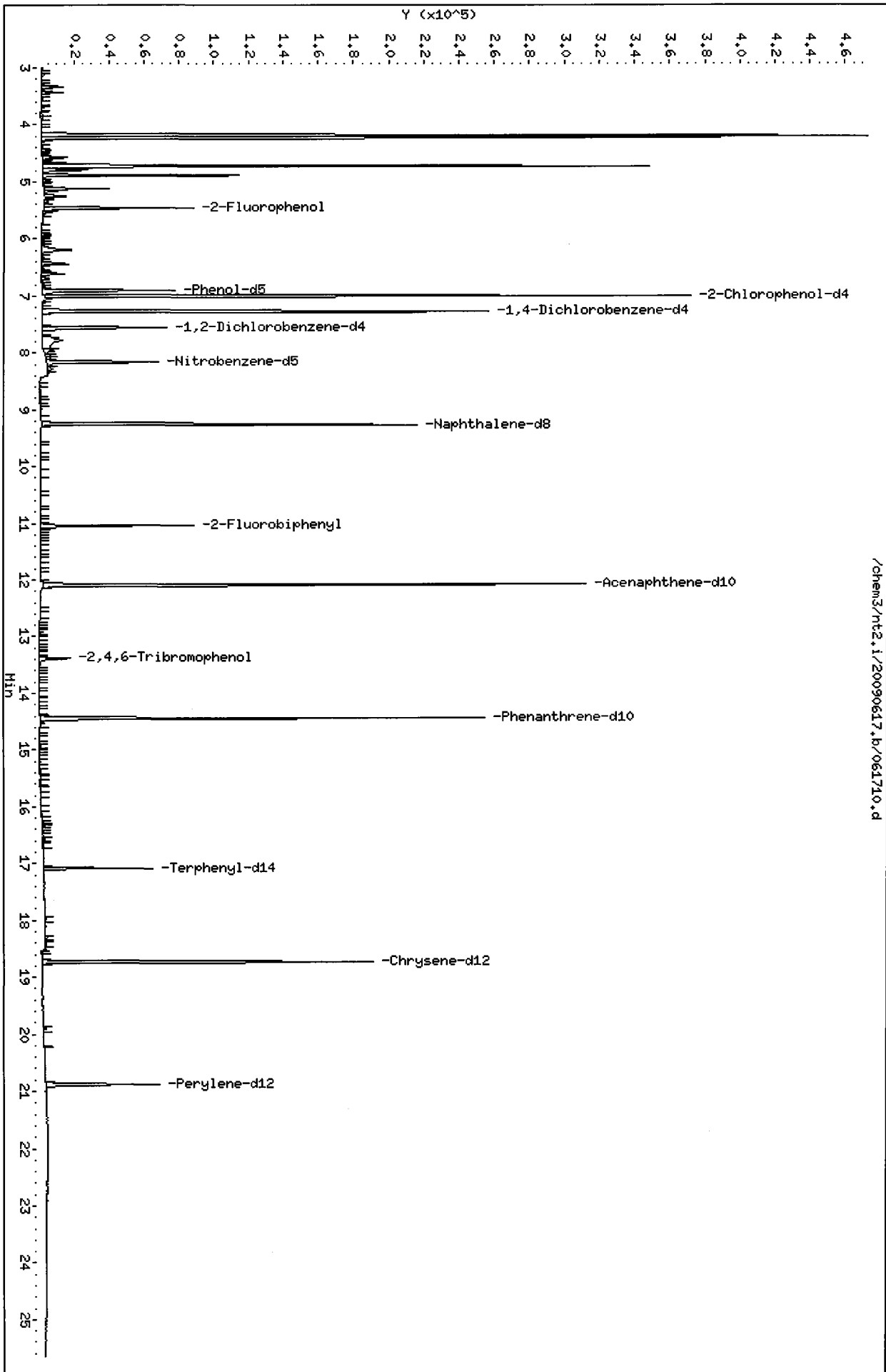
Analytical Resources, Inc.

RECOVERY REPORT

Client Name: ESC
 Sample Matrix: SOLID
 Lab Smp Id: PB44H
 Level: LOW
 Data Type: MS DATA
 SpikeList File: wind.spk
 Sublist File: wind.sub
 Method File: /chem3/nt2.i/20090617.b/SIMABN.m
 Misc Info: 09-12794

Client SDG: PB44
 Fraction: SV
 Client Smp ID: 3SED6-B
 Operator: VTS
 SampleType: SAMPLE
 Quant Type: ISTD

SURROGATE COMPOUND	CONC ADDED ug/kg	CONC RECOVERED ug/kg	% RECOVERED	LIMITS
\$ 1 2-Fluorophenol	221.8	155.1	69.94	30-160
\$ 2 Phenol-d5	221.8	148.8	67.07	30-160
\$ 5 2-Chlorophenol-d4	221.8	180.3	81.28	30-160
\$ 10 1,2-Dichlorobenzen	147.9	99.27	67.13	30-160
\$ 18 Nitrobenzene-d5	147.9	100.4	67.90	30-160
\$ 36 2-Fluorobiphenyl	147.9	113.3	76.63	30-160
\$ 55 2,4,6-Tribromophen	221.8	172.7	77.88	30-160
\$ 66 Terphenyl-d14	147.9	178.1	120.47	30-160



ORGANICS ANALYSIS DATA SHEET

Semivolatiles by Selected Ion Monitoring GC/MS

Sample ID: 3SED6-C

Page 1 of 1

SAMPLE

Lab Sample ID: PB44I

QC Report No: PB44-ENVIRONMENTAL SCIENCE CORP.

LIMS ID: 09-12795

Project: JELD-WEN NORD DOOR

Matrix: Sediment

Event: NA

Data Release Authorized: *[Signature]*

Date Sampled: 06/04/09

Reported: 06/19/09

Date Received: 06/04/09

Date Extracted: 06/09/09

Sample Amount: 16.8 g-dry-wt

Date Analyzed: 06/16/09 19:58

Final Extract Volume: 1.0 mL

Instrument/Analyst: NT2/PK

Dilution Factor: 1.00

GPC Cleanup: Yes

Percent Moisture: 14.5%

Silica Gel Cleanup: No

Alumina Cleanup: No

CAS Number	Analyte	RL	Result
53-70-3	Dibenz (a, h) anthracene	6.0	< 6.0 U
106-46-7	1,4-Dichlorobenzene	6.0	< 6.0 U
120-82-1	1,2,4-Trichlorobenzene	6.0	< 6.0 U
118-74-1	Hexachlorobenzene	6.0	110
87-68-3	Hexachlorobutadiene	6.0	< 6.0 U
131-11-3	Dimethylphthalate	15	< 15 U
85-68-7	Butylbenzylphthalate	15	< 15 U
95-48-7	2-Methylphenol	6.0	< 6.0 U
105-67-9	2,4-Dimethylphenol	6.0	< 6.0 U
86-30-6	N-Nitrosodiphenylamine	6.0	< 6.0 U
100-51-6	Benzyl Alcohol	30	< 30 U
87-86-5	Pentachlorophenol	30	< 30 U
95-50-1	1,2-Dichlorobenzene	6.0	< 6.0 U
541-73-1	1,3-Dichlorobenzene	6.0	< 6.0 U

Reported in $\mu\text{g}/\text{kg}$ (ppb)

SIM Semivolatile Surrogate Recovery

2-Fluorobiphenyl	82.0%	d5-Phenol	68.3%
2-Fluorophenol	70.7%	d4-2-Chlorophenol	88.3%
d4-1,2-Dichlorobenzene	68.4%	d5-Nitrobenzene	67.6%
2,4,6-Tribromophenol	89.6%	d14-p-Terphenyl	156%

Analytical Resources, Inc.

Semivolatiles Report SW846 Method 8270D

Data file : /chem3/nt2.i/20090616.b/061616.d
 Lab Smp Id: PB44I Client Smp ID: 3SED6-C
 Inj Date : 16-JUN-2009 19:58
 Operator : VTS Inst ID: nt2.i
 Smp Info : PB44I
 Misc Info : 09-12795
 Comment :
 Method : /chem3/nt2.i/20090616.b/SIMABN.m
 Meth Date : 16-Jun-2009 11:34 peter Quant Type: ISTD
 Cal Date : 11-MAY-2009 13:57 Cal File: ic051104.d
 Als bottle: 13
 Dil Factor: 1.00000
 Integrator: HP RTE Compound Sublist: wind.sub
 Target Version: 3.50
 Processing Host: cserv3

Concentration Formula: Amt * DF * Vt / (Ws * (100 - M) / 100) * CpndVariable

Name	Value	Description
DF	1.00000	Dilution Factor
Vt	1000.00000	Volume of final extract (uL)
Ws	19.60000	Weight of sample extracted (g)
M	14.50000	% Moisture

Cpnd Variable

Local Compound Variable

Compounds	QUANT SIG	RT	EXP RT	REL RT	RESPONSE	CONCENTRATIONS	
						ON-COLUMN (ug/mL)	FINAL (ug/kg)
\$ 1 2-Fluorophenol	112	5.574	5.527	(0.757)	203941	2.64846	158.0
\$ 2 Phenol-d5	99	7.008	6.961	(0.951)	261147	2.56119	152.8
3 Phenol	94	Compound Not Detected.					
\$ 5 2-Chlorophenol-d4	132	7.100	7.076	(0.964)	226735	3.30894	197.5
7 1,3-Dichlorobenzene	146	Compound Not Detected.					
* 8 1,4-Dichlorobenzene-d4	152	7.367	7.368	(1.000)	128888	2.00000	
9 1,4-Dichlorobenzene	146	Compound Not Detected.					
\$ 10 1,2-Dichlorobenzene-d4	152	7.661	7.645	(1.040)	83948	1.71438	102.3
11 Benzyl alcohol	79	Compound Not Detected.					
12 1,2-Dichlorobenzene	146	Compound Not Detected.					
13 2-Methylphenol	108	Compound Not Detected.					
15 4-Methylphenol	108	Compound Not Detected.					
16 N-Nitroso-di-n-propylamine	70	Compound Not Detected.					
\$ 18 Nitrobenzene-d5	82	8.265	8.250	(0.885)	175964	1.68729	100.7
22 2,4-Dimethylphenol	107	Compound Not Detected.					

Compounds	QUANT SIG MASS	RT	EXP RT	REL RT	RESPONSE	CONCENTRATIONS	
						ON-COLUMN (ug/mL)	FINAL (ug/kg)
26 1,2,4-Trichlorobenzene	180						
* 27 Naphthalene-d8	136	9.344	9.343	(1.000)	384179	2.00000	
30 Hexachlorobutadiene	225				Compound Not Detected.		
\$ 36 2-Fluorobiphenyl	172	11.129	11.128	(0.913)	271414	2.04843	122.2
39 Dimethylphthalate	163				Compound Not Detected.		
* 42 Acenaphthene-d10	162	12.184	12.166	(1.000)	185726	2.00000	
50 Diethylphthalate	149	13.009	13.008	(1.068)	13047	0.09215	5.499
54 N-Nitrosodiphenylamine	169				Compound Not Detected.		
\$ 55 2,4,6-Tribromophenol	330	13.472	13.460	(0.927)	52268	3.35940	200.5
57 Hexachlorobenzene	284	14.068	14.067	(0.968)	65351	1.81549	108.3
58 Pentachlorophenol	266				Compound Not Detected.		
* 59 Phenanthrene-d10	188	14.529	14.529	(1.000)	329140	2.00000	
\$ 66 Terphenyl-d14	244	17.167	17.167	(0.913)	175063	3.90028	232.7
67 Butylbenzylphthalate	149				Compound Not Detected.		
* 69 Chrysene-d12	240	18.813	18.814	(1.000)	144291	2.00000	
* 77 Perylene-d12	264	20.967	20.953	(1.000)	59775	2.00000	
79 Dibenzo(a,h)anthracene	278				Compound Not Detected.		
90 N-Nitrosodimethylamine	74				Compound Not Detected.		

Analytical Resources, Inc.

INTERNAL STANDARD COMPOUNDS
 AREA AND RT SUMMARY

Instrument ID: nt2.i
 Lab File ID: 061616.d
 Lab Smp Id: PB44I
 Analysis Type: SV
 Quant Type: ISTD
 Operator: VTS
 Method File: /chem3/nt2.i/20090616.b/SIMABN.m
 Misc Info: 09-12795

Calibration Date: 16-JUN-2009
 Calibration Time: 10:48
 Client Smp ID: 3SED6-C
 Level: LOW
 Sample Type: Sediment

Test Mode:
 Use Initial Calibration Level 4.

COMPOUND	STANDARD	AREA LIMIT		SAMPLE	%DIFF
		LOWER	UPPER		
8 1,4-Dichlorobenze	119785	59892	239570	128888	7.60
27 Naphthalene-d8	372217	186108	744434	384179	3.21
42 Acenaphthene-d10	182713	91356	365426	185726	1.65
59 Phenanthrene-d10	286879	143440	573758	329140	14.73
69 Chrysene-d12	251912	125956	503824	144291	-42.72
77 Perylene-d12	231524	115762	463048	59775	-74.18

<-

COMPOUND	STANDARD	RT LIMIT		SAMPLE	%DIFF
		LOWER	UPPER		
8 1,4-Dichlorobenze	7.37	6.87	7.87	7.37	-0.02
27 Naphthalene-d8	9.34	8.84	9.84	9.34	0.01
42 Acenaphthene-d10	12.17	11.67	12.67	12.18	0.15
59 Phenanthrene-d10	14.53	14.03	15.03	14.53	0.00
69 Chrysene-d12	18.81	18.31	19.31	18.81	-0.01
77 Perylene-d12	20.95	20.45	21.45	20.97	0.07

AREA UPPER LIMIT = +100% of internal standard area.
 AREA LOWER LIMIT = - 50% of internal standard area.
 RT UPPER LIMIT = + 0.50 minutes of internal standard RT.
 RT LOWER LIMIT = - 0.50 minutes of internal standard RT.

Analytical Resources, Inc.

RECOVERY REPORT

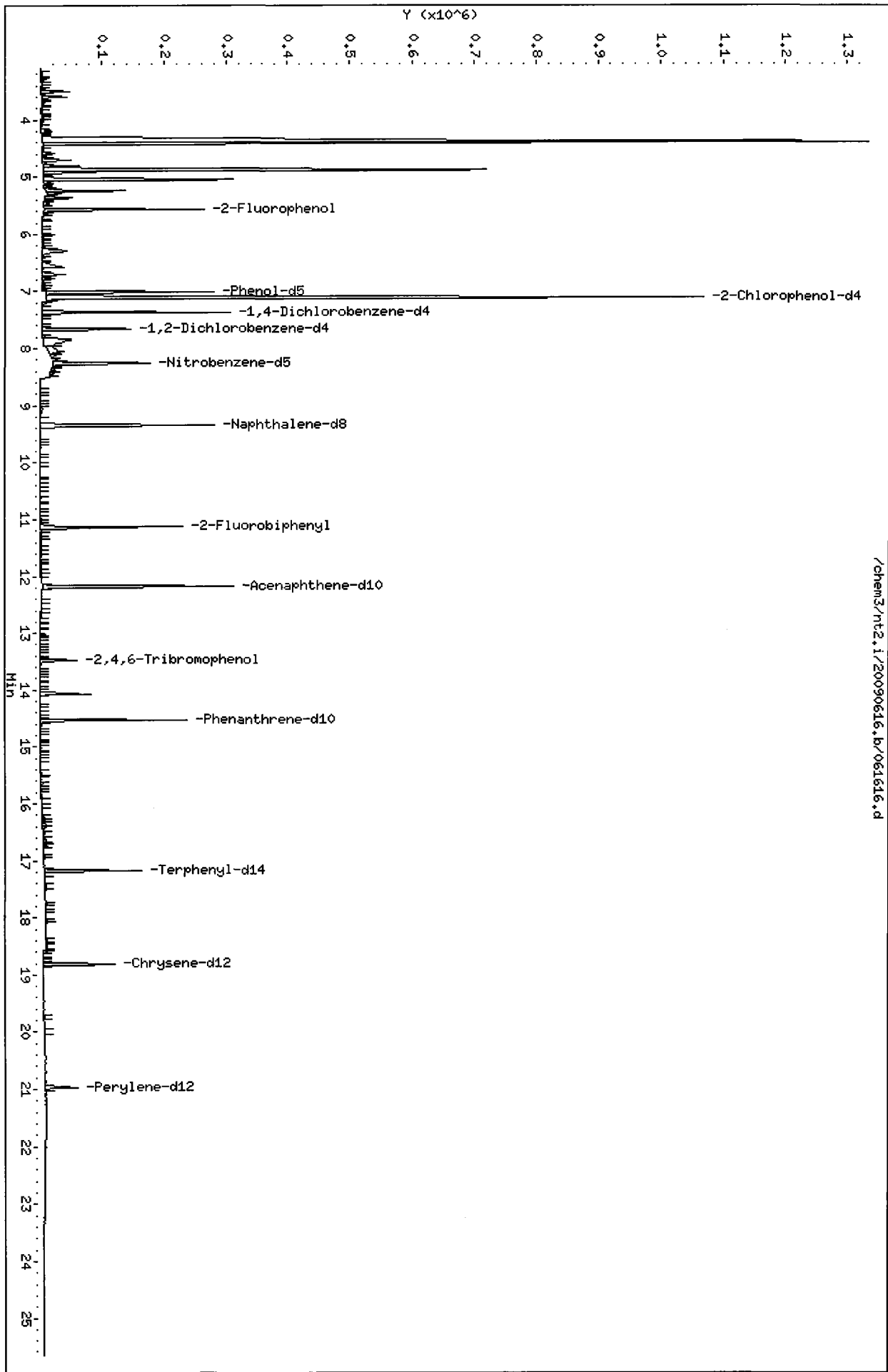
Client Name: ESC Client SDG: PB44
 Sample Matrix: SOLID Fraction: SV
 Lab Smp Id: PB44I Client Smp ID: 3SED6-C
 Level: LOW Operator: VTS
 Data Type: MS DATA SampleType: SAMPLE
 SpikeList File: wind.spk Quant Type: ISTD
 Sublist File: wind.sub
 Method File: /chem3/nt2.i/20090616.b/SIMABN.m
 Misc Info: 09-12795

SURROGATE COMPOUND	CONC ADDED ug/kg	CONC RECOVERED ug/kg	% RECOVERED	LIMITS
\$ 1 2-Fluorophenol	223.8	158.0	70.63	30-160
\$ 2 Phenol-d5	223.8	152.8	68.30	30-160
\$ 5 2-Chlorophenol-d4	223.8	197.5	88.24	30-160
\$ 10 1,2-Dichlorobenzen	149.2	102.3	68.58	30-160
\$ 18 Nitrobenzene-d5	149.2	100.7	67.49	30-160
\$ 36 2-Fluorobiphenyl	149.2	122.2	81.94	30-160
\$ 55 2,4,6-Tribromophen	223.8	200.5	89.58	30-160
\$ 66 Terphenyl-d14	149.2	232.7	156.01	30-160

Data File: /chem3/nt2.i/20090616.b/061616.d
Date: 16-JUN-2009 19:58
Client ID: 3SED6-C
Sample Info: PB441
Volume Injected (uL): 2.0
Column phase: ZB-5

Instrument: nt2.i
Operator: VTS
Column diameter: 0.32

/chem3/nt2.i/20090616.b/061616.d



Date : 16-JUN-2009 19:58

Client ID: 3SED6-C

Instrument: nt2.i

Sample Info: PB44I

Volume Injected (uL): 2.0

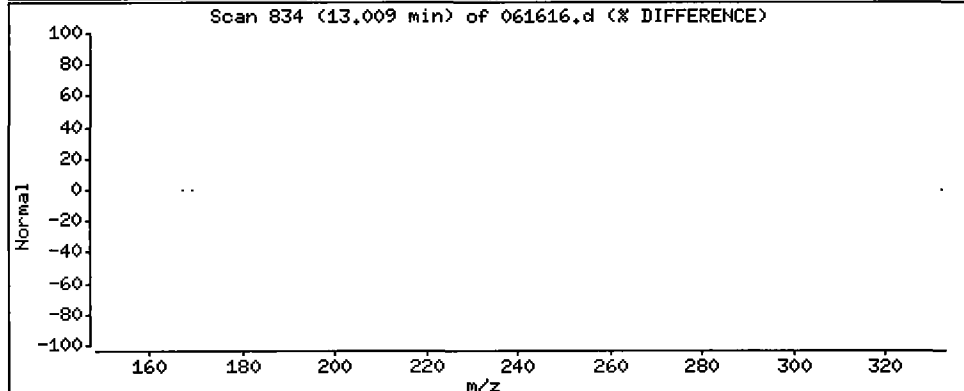
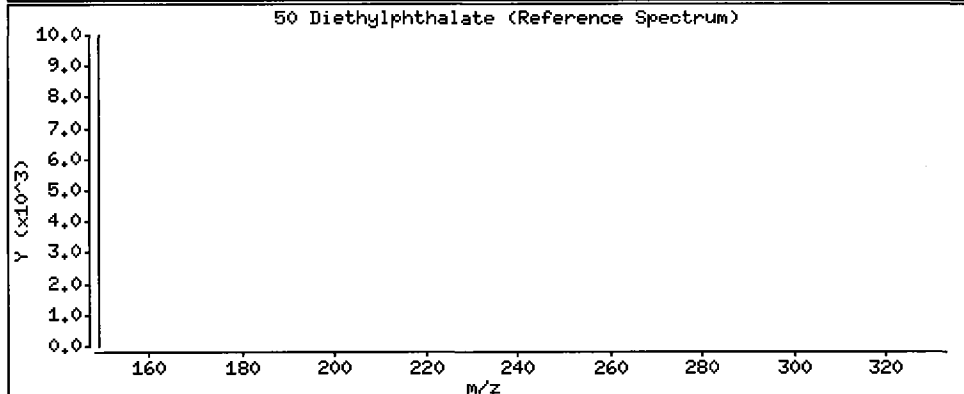
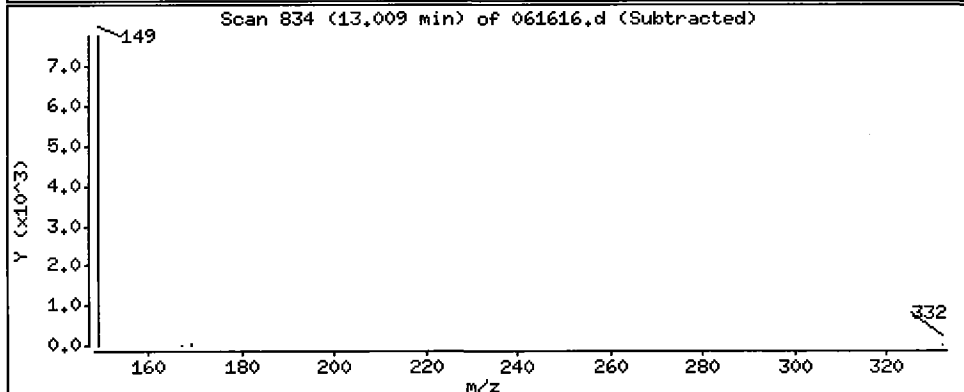
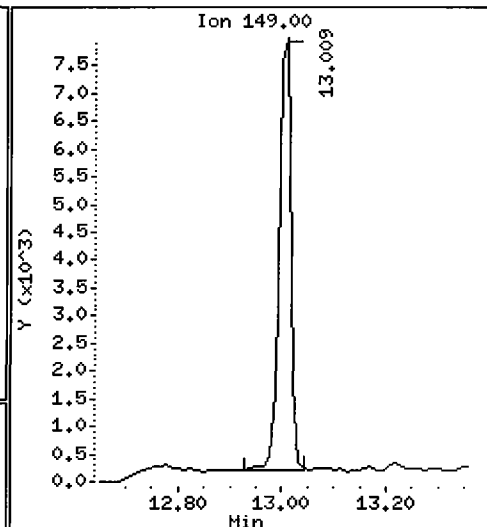
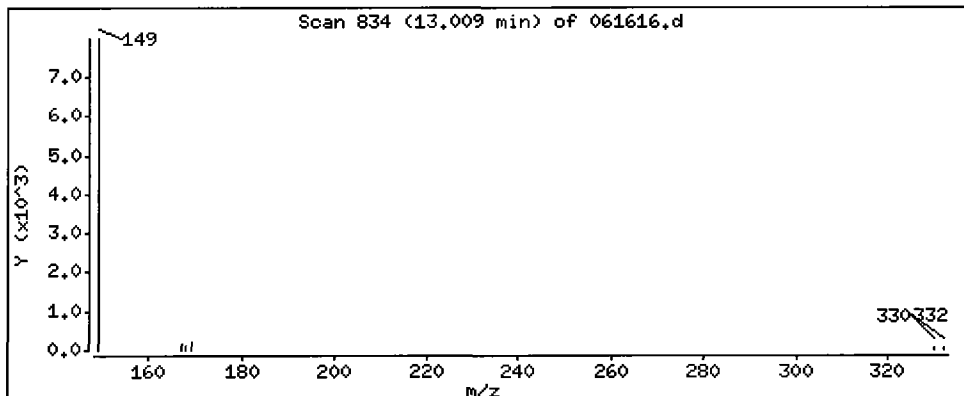
Operator: VTS

Column phase: ZB-5

Column diameter: 0.32

50 Diethylphthalate

Concentration: 5.499 ug/kg



Date : 16-JUN-2009 19:58

Client ID: 3SED6-C

Instrument: nt2.i

Sample Info: PB441

Volume Injected (uL): 2.0

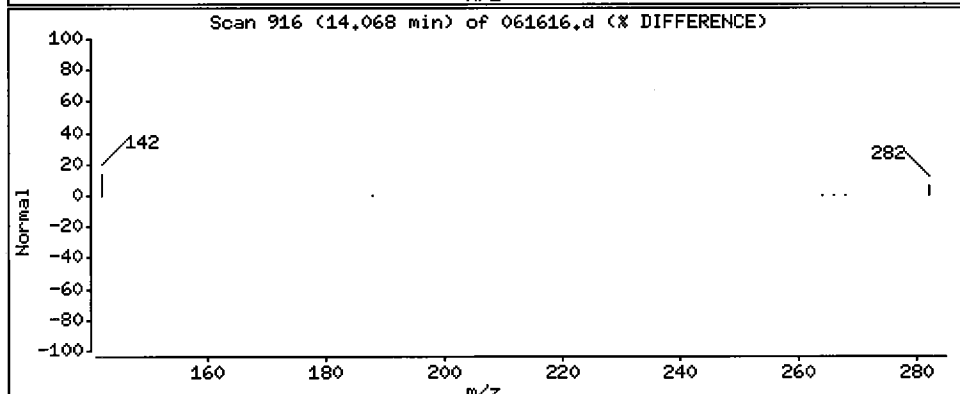
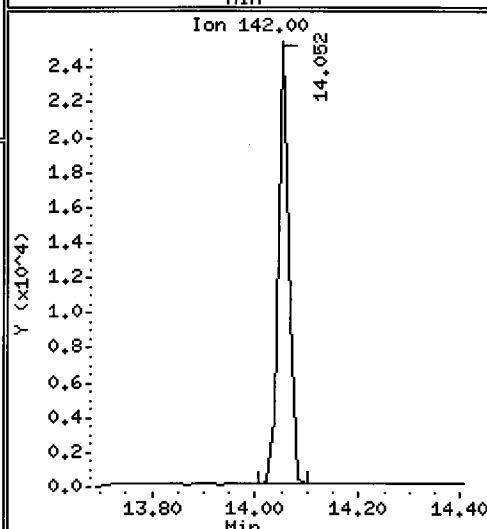
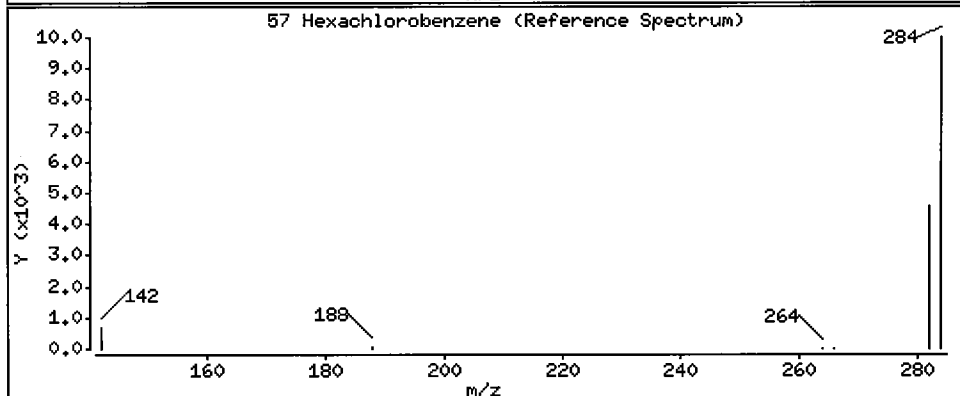
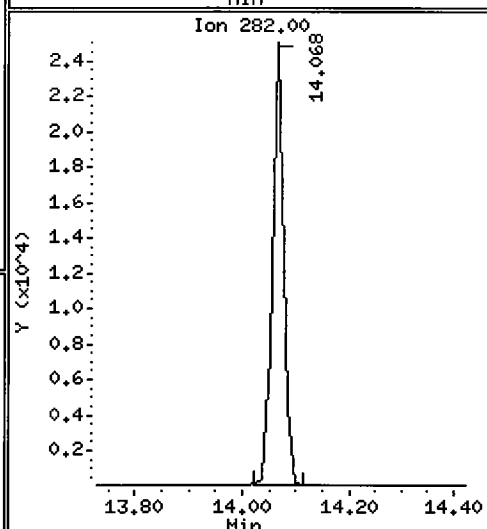
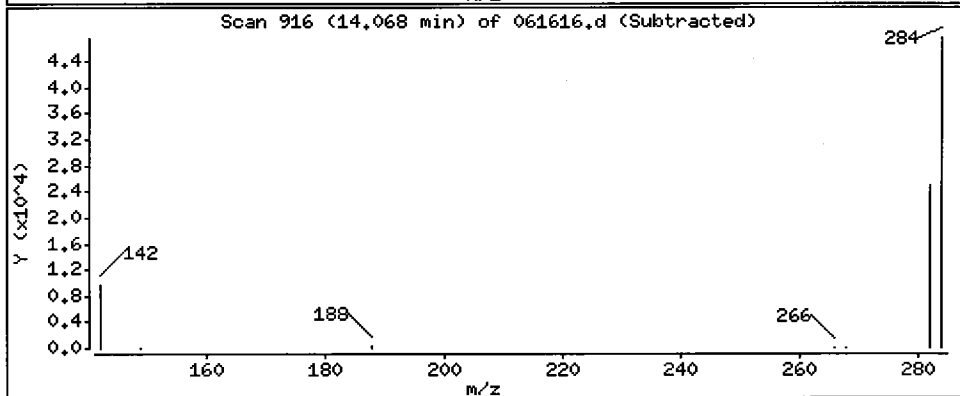
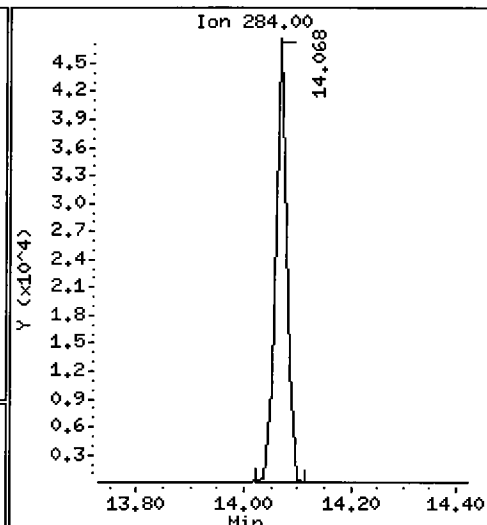
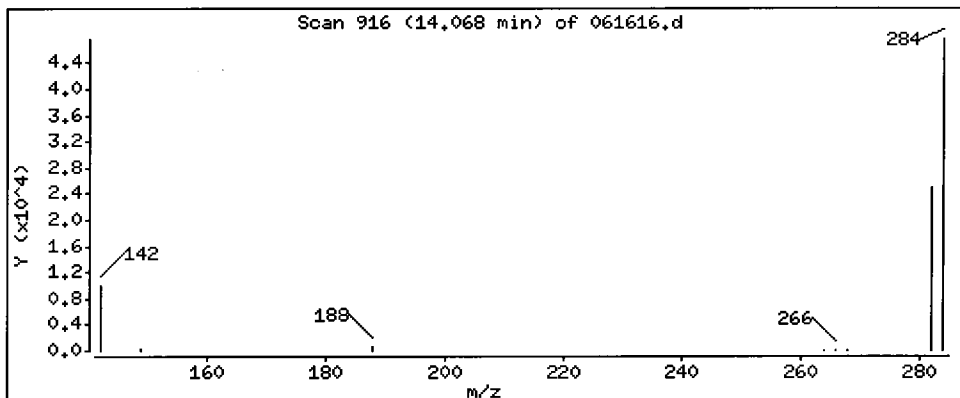
Operator: VTS

Column phase: ZB-5

Column diameter: 0.32

57 Hexachlorobenzene

Concentration: 108.3 ug/kg



ORGANICS ANALYSIS DATA SHEET

Semivolatiles by Selected Ion Monitoring GC/MS

Sample ID: 3SED6-C
DILUTION

Page 1 of 1

Lab Sample ID: PB44I

LIMS ID: 09-12795

Matrix: Sediment

Data Release Authorized: *B*

Reported: 06/19/09

QC Report No: PB44-ENVIRONMENTAL SCIENCE CORP.

Project: JELD-WEN NORD DOOR

Event: NA

Date Sampled: 06/04/09

Date Received: 06/04/09

Date Extracted: 06/09/09

Date Analyzed: 06/17/09 20:06

Instrument/Analyst: NT2/PK

GPC Cleanup: Yes

Silica Gel Cleanup: No

Alumina Cleanup: No

Sample Amount: 16.8 g-dry-wt

Final Extract Volume: 1.0 mL

Dilution Factor: 3.00

Percent Moisture: 14.5%

CAS Number	Analyte	RL	Result
53-70-3	Dibenz (a, h) anthracene	18	< 18 U
106-46-7	1,4-Dichlorobenzene	18	< 18 U
120-82-1	1,2,4-Trichlorobenzene	18	< 18 U
118-74-1	Hexachlorobenzene	18	100
87-68-3	Hexachlorobutadiene	18	< 18 U
131-11-3	Dimethylphthalate	45	< 45 U
85-68-7	Butylbenzylphthalate	45	< 45 U
95-48-7	2-Methylphenol	18	< 18 U
105-67-9	2,4-Dimethylphenol	18	< 18 U
86-30-6	N-Nitrosodiphenylamine	18	< 18 U
100-51-6	Benzyl Alcohol	89	< 89 U
87-86-5	Pentachlorophenol	89	< 89 U
95-50-1	1,2-Dichlorobenzene	18	< 18 U
541-73-1	1,3-Dichlorobenzene	18	< 18 U

Reported in $\mu\text{g}/\text{kg}$ (ppb)

SIM Semivolatile Surrogate Recovery

2-Fluorobiphenyl	79.2%	d5-Phenol	70.4%
2-Fluorophenol	70.4%	d4-2-Chlorophenol	85.6%
d4-1,2-Dichlorobenzene	68.4%	d5-Nitrobenzene	73.2%
2,4,6-Tribromophenol	80.8%	d14-p-Terphenyl	126%

Analytical Resources, Inc.

Semivolatle Report SW846 Method 8270D

Data file : /chem3/nt2.i/20090617.b/061713.d
 Lab Smp Id: PB44I Client Smp ID: 3SED6-C
 Inj Date : 17-JUN-2009 20:06
 Operator : VTS Inst ID: nt2.i
 Smp Info : PB44I,3
 Misc Info : 09-12795
 Comment :
 Method : /chem3/nt2.i/20090617.b/SIMABN.m
 Meth Date : 18-Jun-2009 14:45 peter Quant Type: ISTD
 Cal Date : 11-MAY-2009 13:57 Cal File: ic051104.d
 Als bottle: 13
 Dil Factor: 3.00000
 Integrator: HP RTE Compound Sublist: wind.sub
 Target Version: 3.50
 Processing Host: cserv3

Concentration Formula: Amt * DF * Vt / (Ws * (100 - M) / 100) * CpndVariable

Name	Value	Description
DF	3.00000	Dilution Factor
Vt	1000.00000	Volume of final extract (uL)
Ws	19.60000	Weight of sample extracted (g)
M	14.50000	% Moisture

Cpnd Variable

Local Compound Variable

Compounds	QUANT SIG	RT	EXP RT	REL RT	RESPONSE	CONCENTRATIONS	
						ON-COLUMN (ug/mL)	FINAL (ug/kg)
\$ 1 2-Fluorophenol	112	5.462	5.445	(0.750)	71268	0.87645	156.9
\$ 2 Phenol-d5	99	6.912	6.888	(0.949)	94674	0.87928	157.4
3 Phenol	94	Compound Not Detected.					
\$ 5 2-Chlorophenol-d4	132	7.004	6.992	(0.962)	77755	1.07458	192.4
7 1,3-Dichlorobenzene	146	Compound Not Detected.					
* 8 1,4-Dichlorobenzene-d4	152	7.284	7.284	(1.000)	136104	2.00000	
9 1,4-Dichlorobenzene	146	Compound Not Detected.					
\$ 10 1,2-Dichlorobenzene-d4	152	7.561	7.561	(1.038)	29623	0.57288	102.6
11 Benzyl alcohol	79	Compound Not Detected.					
12 1,2-Dichlorobenzene	146	Compound Not Detected.					
13 2-Methylphenol	108	Compound Not Detected.					
15 4-Methylphenol	108	Compound Not Detected.					
16 N-Nitroso-di-n-propylamine	70	Compound Not Detected.					
\$ 18 Nitrobenzene-d5	82	8.165	8.165	(0.883)	63457	0.61337	109.8
22 2,4-Dimethylphenol	107	Compound Not Detected.					

Compounds	QUANT SIG	RT	EXP RT	REL RT	RESPONSE	CONCENTRATIONS	
						ON-COLUMN (ug/mL)	FINAL (ug/kg)
26 1,2,4-Trichlorobenzene	180						
* 27 Naphthalene-d8	136	9.244	9.263	(1.000)	381115	2.00000	
30 Hexachlorobutadiene	225						
\$ 36 2-Fluorobiphenyl	172	11.044	11.046	(0.914)	96690	0.65649	117.5
39 Dimethylphthalate	163						
* 42 Acenaphthene-d10	162	12.083	12.084	(1.000)	206451	2.00000	
50 Diethylphthalate	149						
54 N-Nitrosodiphenylamine	169						
\$ 55 2,4,6-Tribromophenol	330	13.380	13.380	(0.926)	17290	1.01444	181.6
57 Hexachlorobenzene	284	13.968	13.983	(0.967)	23412	0.59372	106.3
58 Pentachlorophenol	266						
* 59 Phenanthrene-d10	188	14.445	14.445	(1.000)	360558	2.00000	
\$ 66 Terphenyl-d14	244	17.089	17.090	(0.912)	75696	1.05317	188.5
67 Butylbenzylphthalate	149						
* 69 Chrysene-d12	240	18.729	18.730	(1.000)	231055	2.00000	
* 77 Perylene-d12	264	20.868	20.869	(1.000)	93135	2.00000	
79 Dibenzo(a,h)anthracene	278						
90 N-Nitrosodimethylamine	74						

Analytical Resources, Inc.

INTERNAL STANDARD COMPOUNDS
 AREA AND RT SUMMARY

Instrument ID: nt2.i
 Lab File ID: 061713.d
 Lab Smp Id: PB44I
 Analysis Type: SV
 Quant Type: ISTD
 Operator: VTS
 Method File: /chem3/nt2.i/20090617.b/SIMABN.m
 Misc Info: 09-12795

Calibration Date: 17-JUN-2009
 Calibration Time: 12:11
 Client Smp ID: 3SED6-C
 Level: LOW
 Sample Type: Sediment

Test Mode:
 Use Initial Calibration Level 4.

COMPOUND	STANDARD	AREA LIMIT		SAMPLE	%DIFF
		LOWER	UPPER		
8 1,4-Dichlorobenze	119785	59892	239570	136104	13.62
27 Naphthalene-d8	372217	186108	744434	381115	2.39
42 Acenaphthene-d10	182713	91356	365426	206451	12.99
59 Phenanthrene-d10	286879	143440	573758	360558	25.68
69 Chrysene-d12	251912	125956	503824	231055	-8.28
77 Perylene-d12	231524	115762	463048	93135	-59.77

COMPOUND	STANDARD	RT LIMIT		SAMPLE	%DIFF
		LOWER	UPPER		
8 1,4-Dichlorobenze	7.28	6.78	7.78	7.28	0.00
27 Naphthalene-d8	9.26	8.76	9.76	9.24	-0.20
42 Acenaphthene-d10	12.08	11.58	12.58	12.08	-0.01
59 Phenanthrene-d10	14.45	13.95	14.95	14.45	0.00
69 Chrysene-d12	18.73	18.23	19.23	18.73	-0.01
77 Perylene-d12	20.87	20.37	21.37	20.87	-0.01

AREA UPPER LIMIT = +100% of internal standard area.
 AREA LOWER LIMIT = - 50% of internal standard area.
 RT UPPER LIMIT = + 0.50 minutes of internal standard RT.
 RT LOWER LIMIT = - 0.50 minutes of internal standard RT.

Analytical Resources, Inc.

RECOVERY REPORT

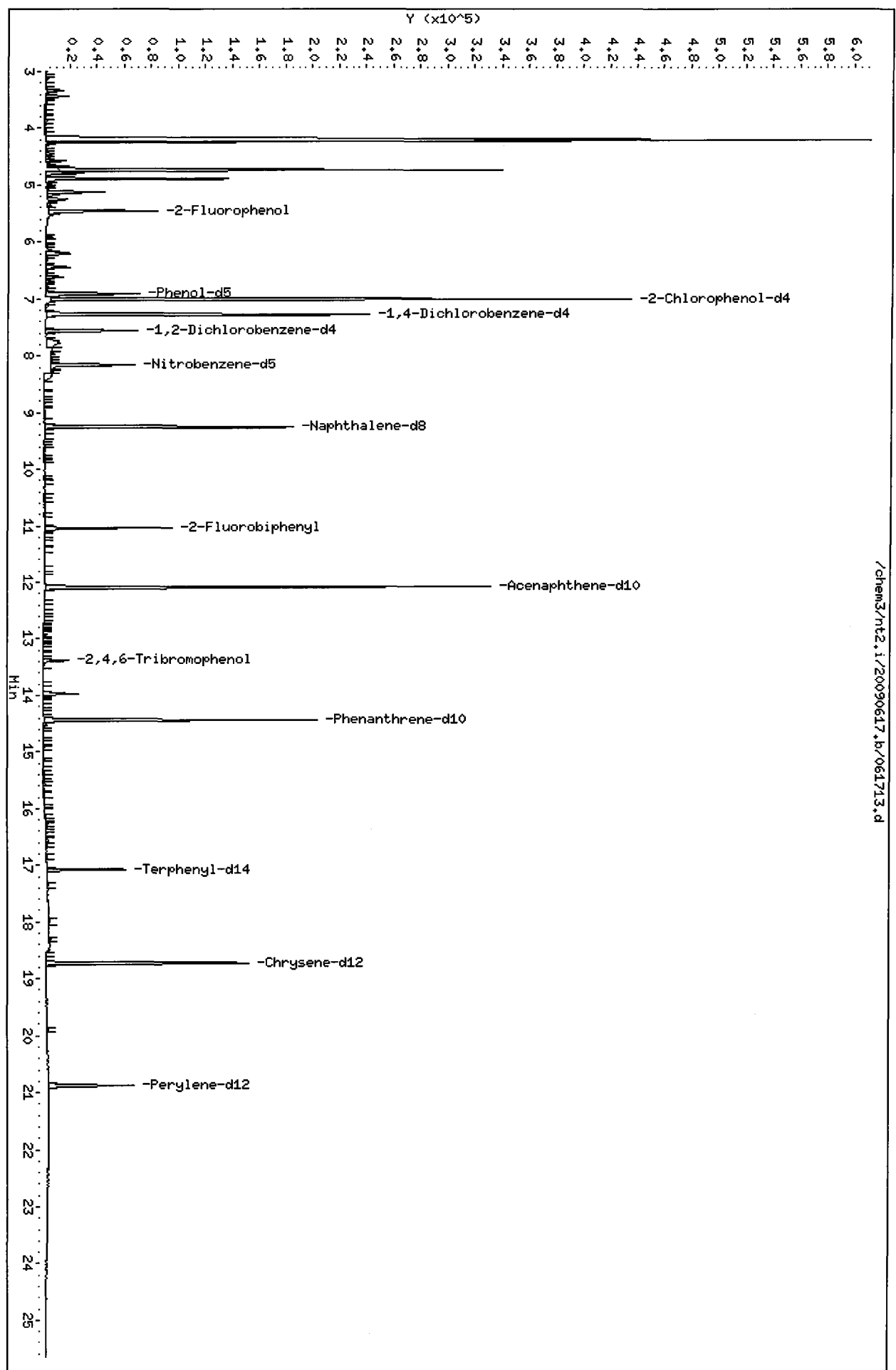
Client Name: ESC	Client SDG: PB44
Sample Matrix: SOLID	Fraction: SV
Lab Smp Id: PB44I	Client Smp ID: 3SED6-C
Level: LOW	Operator: VTS
Data Type: MS DATA	SampleType: SAMPLE
SpikeList File: wind.spk	Quant Type: ISTD
Sublist File: wind.sub	
Method File: /chem3/nt2.i/20090617.b/SIMABN.m	
Misc Info: 09-12795	

SURROGATE COMPOUND	CONC ADDED ug/kg	CONC RECOVERED ug/kg	% RECOVERED	LIMITS
\$ 1 2-Fluorophenol	223.8	156.9	70.12	30-160
\$ 2 Phenol-d5	223.8	157.4	70.34	30-160
\$ 5 2-Chlorophenol-d4	223.8	192.4	85.97	30-160
\$ 10 1,2-Dichlorobenzen	149.2	102.6	68.75	30-160
\$ 18 Nitrobenzene-d5	149.2	109.8	73.60	30-160
\$ 36 2-Fluorobiphenyl	149.2	117.5	78.78	30-160
\$ 55 2,4,6-Tribromophen	223.8	181.6	81.16	30-160
\$ 66 Terphenyl-d14	149.2	188.5	126.38	30-160

Data File: /chem3/nt2.i/20090617.b/061713.d
Date: 17-JUN-2009 20:06
Client ID: 3SED6-C
Sample Info: PB441,3
Volume Injected (uL): 2.0
Column phase: ZB-5

Instrument: nt2.i
Operator: VTS
Column diameter: 0.32

/chem3/nt2.i/20090617.b/061713.d



Date : 17-JUN-2009 20:06

Client ID: 3SED6-C

Instrument: nt2.i

Sample Info: PB441,3

Volume Injected (uL): 2,0

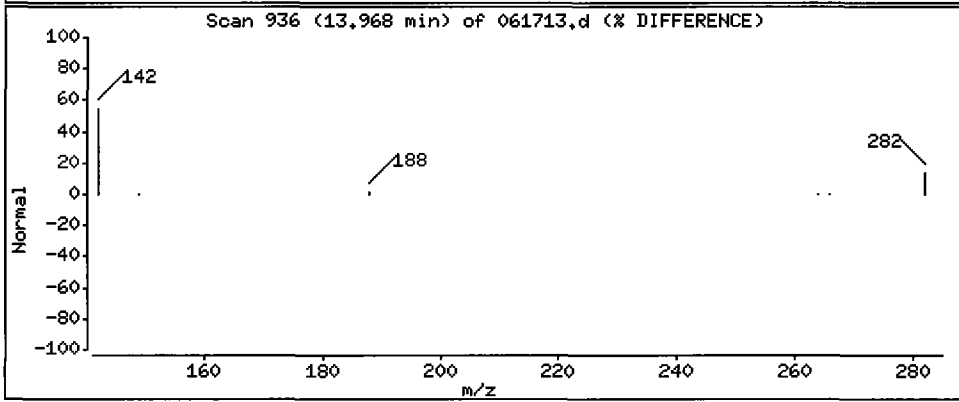
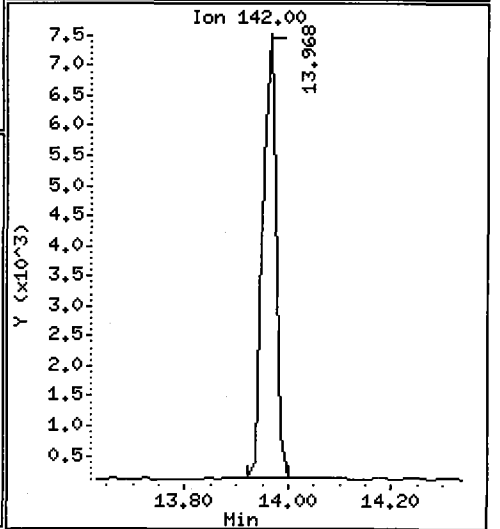
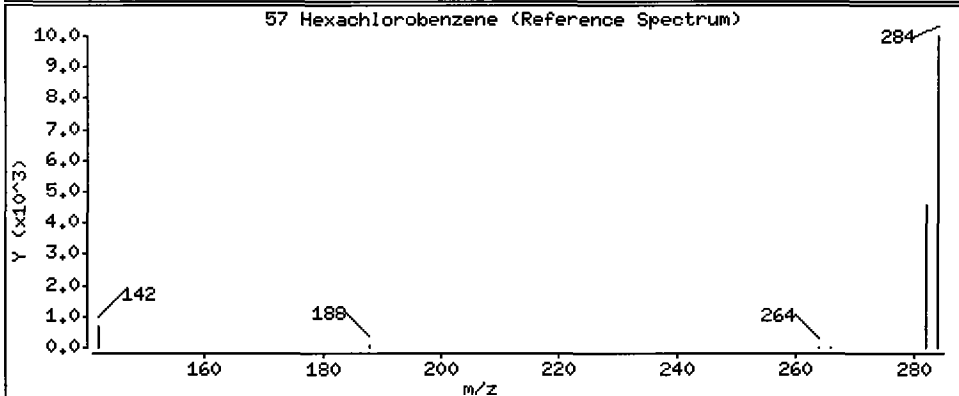
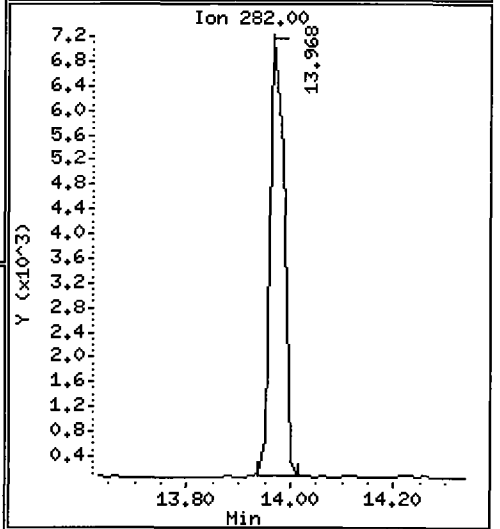
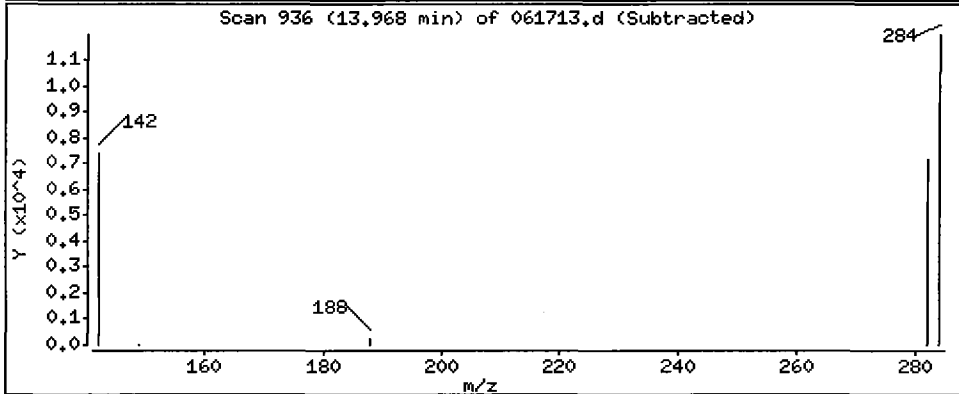
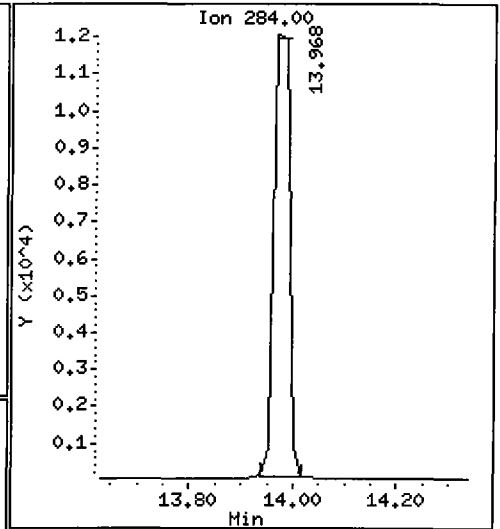
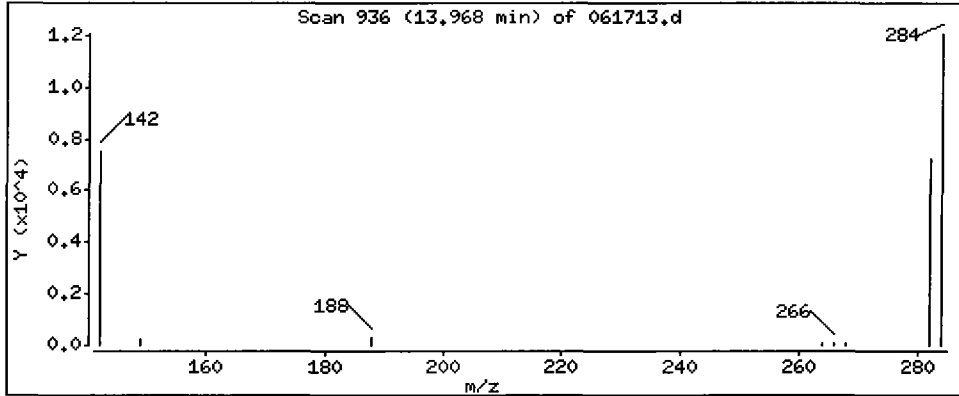
Operator: VTS

Column phase: ZB-5

Column diameter: 0,32

57 Hexachlorobenzene

Concentration: 106,3 ug/kg



ORGANICS ANALYSIS DATA SHEET

Semivolatiles by Selected Ion Monitoring GC/MS

Sample ID: 3SED7-A

Page 1 of 1

SAMPLE

Lab Sample ID: PB44J

QC Report No: PB44-ENVIRONMENTAL SCIENCE CORP.

LIMS ID: 09-12796

Project: JELD-WEN NORD DOOR

Matrix: Sediment

Event: NA

Data Release Authorized: *[Signature]*

Date Sampled: 06/04/09

Reported: 06/19/09

Date Received: 06/04/09

Date Extracted: 06/09/09

Sample Amount: 17.2 g-dry-wt

Date Analyzed: 06/16/09 20:33

Final Extract Volume: 1.0 mL

Instrument/Analyst: NT2/PK

Dilution Factor: 1.00

GPC Cleanup: Yes

Percent Moisture: 27.3%

Silica Gel Cleanup: No

Alumina Cleanup: No

CAS Number	Analyte	RL	Result
53-70-3	Dibenz (a,h) anthracene	5.8	8.7
106-46-7	1,4-Dichlorobenzene	5.8	< 5.8 U
120-82-1	1,2,4-Trichlorobenzene	5.8	< 5.8 U
118-74-1	Hexachlorobenzene	5.8	< 5.8 U
87-68-3	Hexachlorobutadiene	5.8	< 5.8 U
131-11-3	Dimethylphthalate	14	< 14 U
85-68-7	Butylbenzylphthalate	14	17
95-48-7	2-Methylphenol	5.8	< 5.8 U
105-67-9	2,4-Dimethylphenol	5.8	< 5.8 U
86-30-6	N-Nitrosodiphenylamine	5.8	< 5.8 U
100-51-6	Benzyl Alcohol	29	< 29 U
87-86-5	Pentachlorophenol	29	< 29 U
95-50-1	1,2-Dichlorobenzene	5.8	< 5.8 U
541-73-1	1,3-Dichlorobenzene	5.8	< 5.8 U

Reported in µg/kg (ppb)

SIM Semivolatile Surrogate Recovery

2-Fluorobiphenyl	81.2%	d5-Phenol	71.2%
2-Fluorophenol	69.6%	d4-2-Chlorophenol	90.4%
d4-1,2-Dichlorobenzene	62.4%	d5-Nitrobenzene	66.4%
2,4,6-Tribromophenol	103%	d14-p-Terphenyl	179%

Analytical Resources, Inc.

Semivolatiles Report SW846 Method 8270D

Data file : /chem3/nt2.i/20090616.b/061617.d
 Lab Smp Id: PB44J Client Smp ID: 3SED7-A
 Inj Date : 16-JUN-2009 20:33
 Operator : VTS Inst ID: nt2.i
 Smp Info : PB44J
 Misc Info : 09-12796
 Comment :
 Method : /chem3/nt2.i/20090616.b/SIMABN.m
 Meth Date : 16-Jun-2009 11:34 peter Quant Type: ISTD
 Cal Date : 11-MAY-2009 13:57 Cal File: ic051104.d
 Als bottle: 14
 Dil Factor: 1.00000
 Integrator: HP RTE Compound Sublist: wind.sub
 Target Version: 3.50
 Processing Host: cserv3

Concentration Formula: Amt * DF * Vt / (Ws * (100 - M) / 100) * CpndVariable

Name	Value	Description
DF	1.00000	Dilution Factor
Vt	1000.00000	Volume of final extract (uL)
Ws	23.70000	Weight of sample extracted (g)
M	27.30000	% Moisture

Cpnd Variable

Local Compound Variable

Compounds	QUANT SIG	RT	EXP RT	REL RT	RESPONSE	CONCENTRATIONS	
						ON-COLUMN (ug/mL)	FINAL (ug/kg)
\$ 1 2-Fluorophenol	112	5.558	5.527	(0.754)	197146	2.60649	151.3
\$ 2 Phenol-d5	99	7.019	6.961	(0.953)	267519	2.67110	155.0
3 Phenol	94	7.042	6.972	(0.956)	7944	0.05947	3.452
\$ 5 2-Chlorophenol-d4	132	7.100	7.076	(0.964)	228276	3.39163	196.8
7 1,3-Dichlorobenzene	146	Compound Not Detected.					
* 8 1,4-Dichlorobenzene-d4	152	7.367	7.368	(1.000)	126600	2.00000	
9 1,4-Dichlorobenzene	146	Compound Not Detected.					
\$ 10 1,2-Dichlorobenzene-d4	152	7.661	7.645	(1.040)	75093	1.56126	90.61
11 Benzyl alcohol	79	Compound Not Detected.					
12 1,2-Dichlorobenzene	146	Compound Not Detected.					
13 2-Methylphenol	108	Compound Not Detected.					
15 4-Methylphenol	108	Compound Not Detected.					
16 N-Nitroso-di-n-propylamine	70	Compound Not Detected.					
\$ 18 Nitrobenzene-d5	82	8.265	8.250	(0.885)	170139	1.65841	96.25
22 2,4-Dimethylphenol	107	Compound Not Detected.					

Compounds	QUANT SIG MASS	RT	EXP RT	REL RT	RESPONSE	CONCENTRATIONS	
						ON-COLUMN (ug/mL)	FINAL (ug/kg)
26 1,2,4-Trichlorobenzene	180						
* 27 Naphthalene-d8	136	9.344	9.343	(1.000)	377931	2.00000	
30 Hexachlorobutadiene	225						
\$ 36 2-Fluorobiphenyl	172	11.129	11.128	(0.913)	285359	2.03459	118.1
39 Dimethylphthalate	163	11.855	11.855	(0.973)	34612	0.23537	13.66
* 42 Acenaphthene-d10	162	12.184	12.166	(1.000)	196597	2.00000	
50 Diethylphthalate	149	13.009	13.008	(1.068)	21274	0.14195	8.238
54 N-Nitrosodiphenylamine	169						
\$ 55 2,4,6-Tribromophenol	330	13.472	13.460	(0.927)	56561	3.86652	224.4
57 Hexachlorobenzene	284						
58 Pentachlorophenol	266	14.375	14.360	(0.989)	5806	0.27895	16.19
* 59 Phenanthrene-d10	188	14.529	14.529	(1.000)	309459	2.00000	
\$ 66 Terphenyl-d14	244	17.177	17.167	(0.912)	159008	4.48055	260.0 (R)
67 Butylbenzylphthalate	149	18.068	18.046	(0.960)	13149	0.29630	17.20 (M)
* 69 Chrysene-d12	240	18.828	18.814	(1.000)	114085	2.00000	
* 77 Perylene-d12	264	20.983	20.953	(1.000)	43257	2.00000	
79 Dibenzo(a,h)anthracene	278	22.429	22.400	(1.069)	2966	0.14762	8.568 (M)
90 N-Nitrosodimethylamine	74						

QC Flag Legend

R - Spike/Surrogate failed recovery limits.
 M - Compound response manually integrated.

Analytical Resources, Inc.

INTERNAL STANDARD COMPOUNDS
 AREA AND RT SUMMARY

Instrument ID: nt2.i
 Lab File ID: 061617.d
 Lab Smp Id: PB44J
 Analysis Type: SV
 Quant Type: ISTD
 Operator: VTS
 Method File: /chem3/nt2.i/20090616.b/SIMABN.m
 Misc Info: 09-12796

Calibration Date: 16-JUN-2009
 Calibration Time: 10:48
 Client Smp ID: 3SED7-A
 Level: LOW
 Sample Type: Sediment

Test Mode:
 Use Initial Calibration Level 4.

COMPOUND	STANDARD	AREA LIMIT		SAMPLE	%DIFF
		LOWER	UPPER		
8 1,4-Dichlorobenze	119785	59892	239570	126600	5.69
27 Naphthalene-d8	372217	186108	744434	377931	1.54
42 Acenaphthene-d10	182713	91356	365426	196597	7.60
59 Phenanthrene-d10	286879	143440	573758	309459	7.87
69 Chrysene-d12	251912	125956	503824	114085	-54.71
77 Perylene-d12	231524	115762	463048	43257	-81.32

COMPOUND	STANDARD	RT LIMIT		SAMPLE	%DIFF
		LOWER	UPPER		
8 1,4-Dichlorobenze	7.37	6.87	7.87	7.37	-0.01
27 Naphthalene-d8	9.34	8.84	9.84	9.34	0.01
42 Acenaphthene-d10	12.17	11.67	12.67	12.18	0.15
59 Phenanthrene-d10	14.53	14.03	15.03	14.53	0.00
69 Chrysene-d12	18.81	18.31	19.31	18.83	0.07
77 Perylene-d12	20.95	20.45	21.45	20.98	0.14

AREA UPPER LIMIT = +100% of internal standard area.
 AREA LOWER LIMIT = - 50% of internal standard area.
 RT UPPER LIMIT = + 0.50 minutes of internal standard RT.
 RT LOWER LIMIT = - 0.50 minutes of internal standard RT.

Analytical Resources, Inc.

RECOVERY REPORT

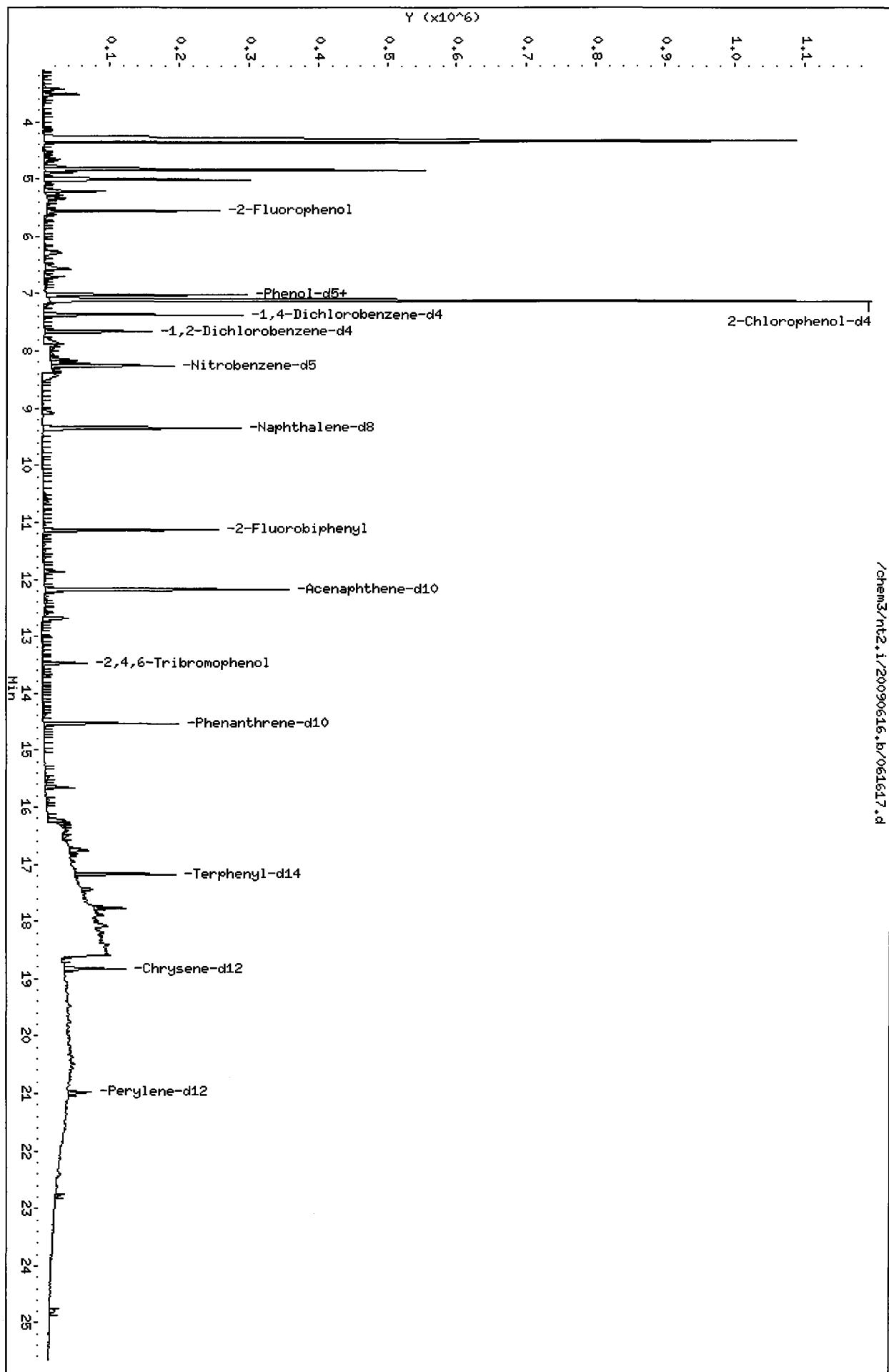
Client Name: ESC Client SDG: PB44
 Sample Matrix: SOLID Fraction: SV
 Lab Smp Id: PB44J Client Smp ID: 3SED7-A
 Level: LOW Operator: VTS
 Data Type: MS DATA SampleType: SAMPLE
 SpikeList File: wind.spk Quant Type: ISTD
 Sublist File: wind.sub
 Method File: /chem3/nt2.i/20090616.b/SIMABN.m
 Misc Info: 09-12796

SURROGATE COMPOUND	CONC ADDED ug/kg	CONC RECOVERED ug/kg	% RECOVERED	LIMITS
\$ 1 2-Fluorophenol	217.6	151.3	69.51	30-160
\$ 2 Phenol-d5	217.6	155.0	71.23	30-160
\$ 5 2-Chlorophenol-d4	217.6	196.8	90.44	30-160
\$ 10 1,2-Dichlorobenzen	145.1	90.61	62.45	30-160
\$ 18 Nitrobenzene-d5	145.1	96.25	66.34	30-160
\$ 36 2-Fluorobiphenyl	145.1	118.1	81.38	30-160
\$ 55 2,4,6-Tribromophen	217.6	224.4	103.11	30-160
\$ 66 Terphenyl-d14	145.1	260.0	179.22*	30-160

Data File: /chem3/nt2.i/20090616.b/061617.d
Date: 16-JUN-2009 20:33
Client ID: 3SED7-4
Sample Info: PB44J
Volume Injected (uL): 2.0
Column phase: ZB-5

Instrument: nt2.i
Operator: VTS
Column diameter: 0.32

/chem3/nt2.i/20090616.b/061617.d



Date : 16-JUN-2009 20:33

Client ID: 3SED7-A

Instrument: nt2.i

Sample Info: PB44J

Volume Injected (uL): 2.0

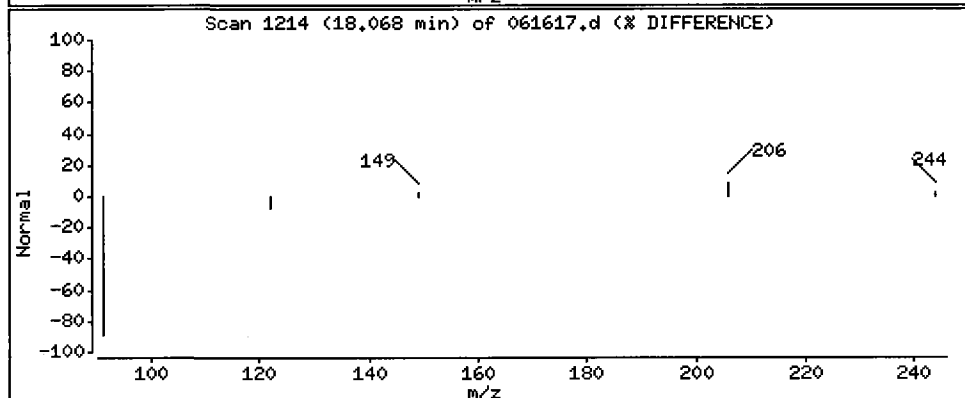
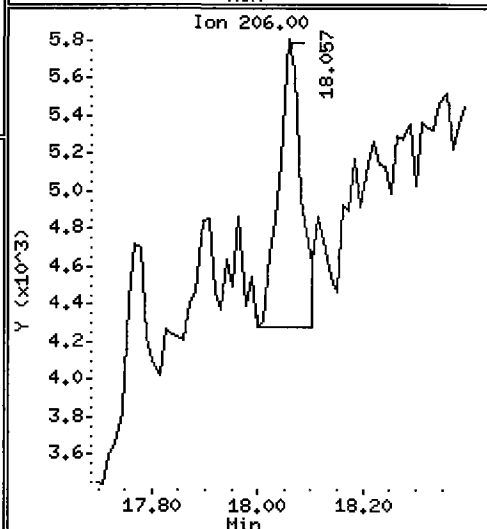
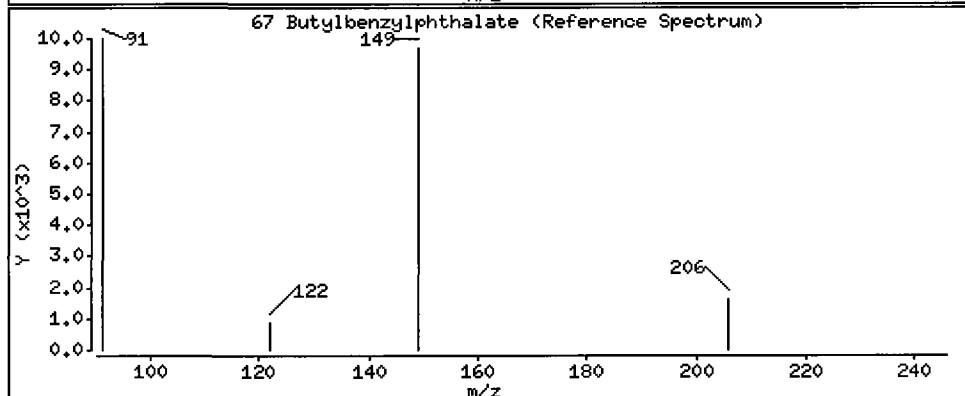
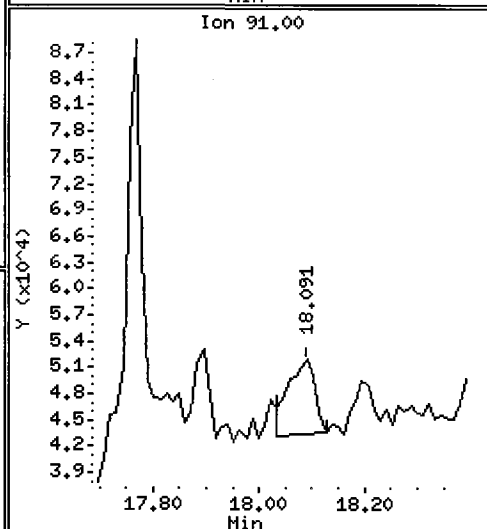
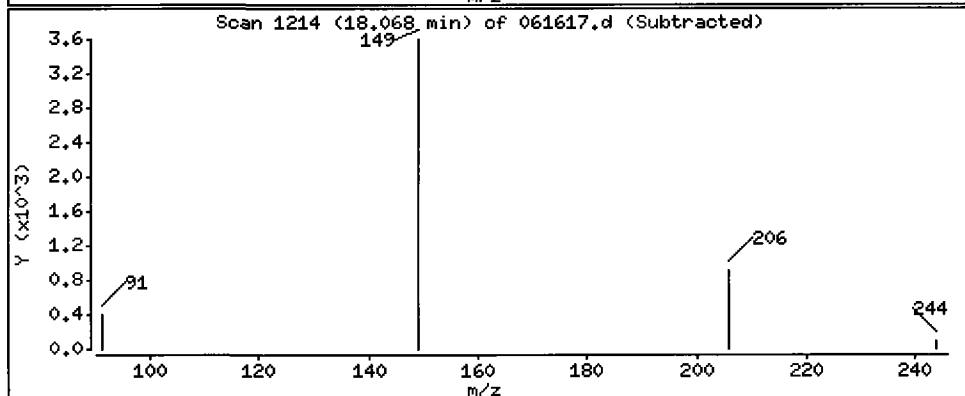
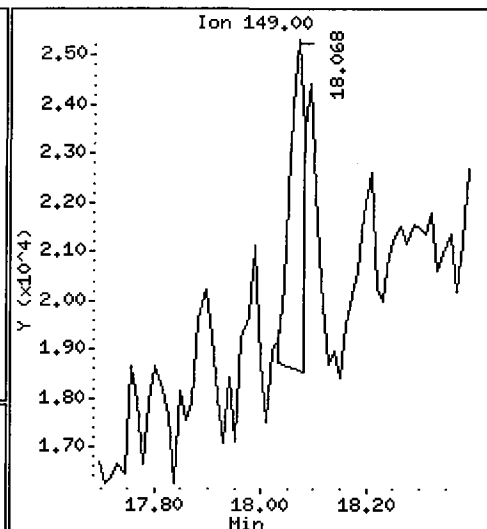
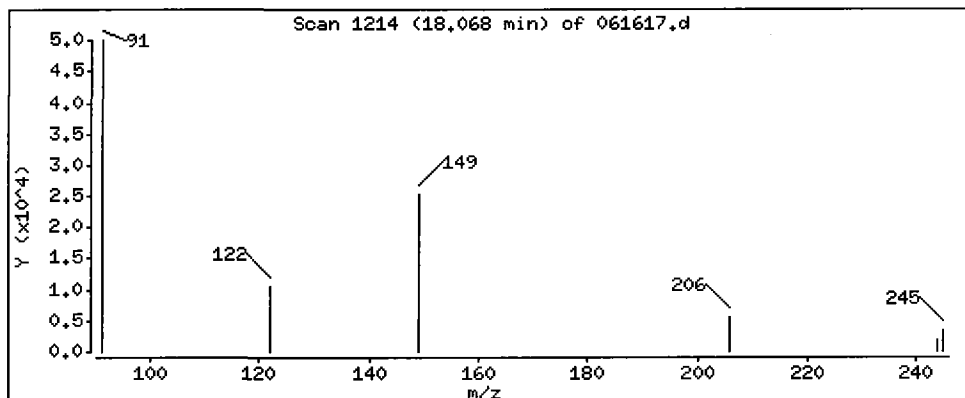
Operator: VTS

Column phase: ZB-5

Column diameter: 0.32

67 Butylbenzylphthalate

Concentration: 17.20 ug/kg



Date: 16-JUN-2009 20:33

Client ID: 3SED7-A

Instrument: nt2.i

Sample Info: PB44J

Volume Injected (uL): 2.0

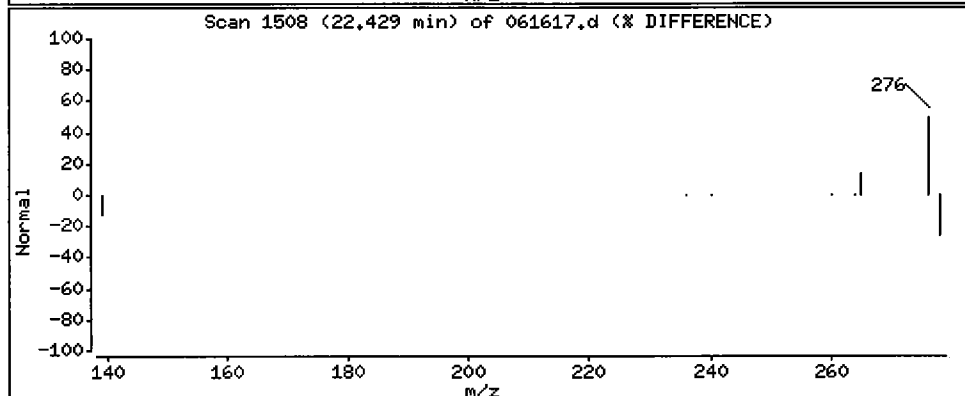
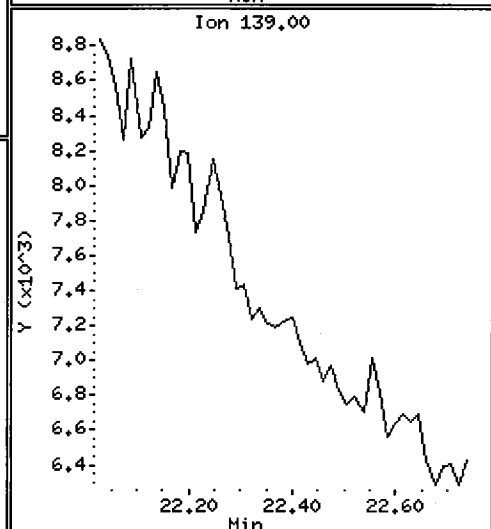
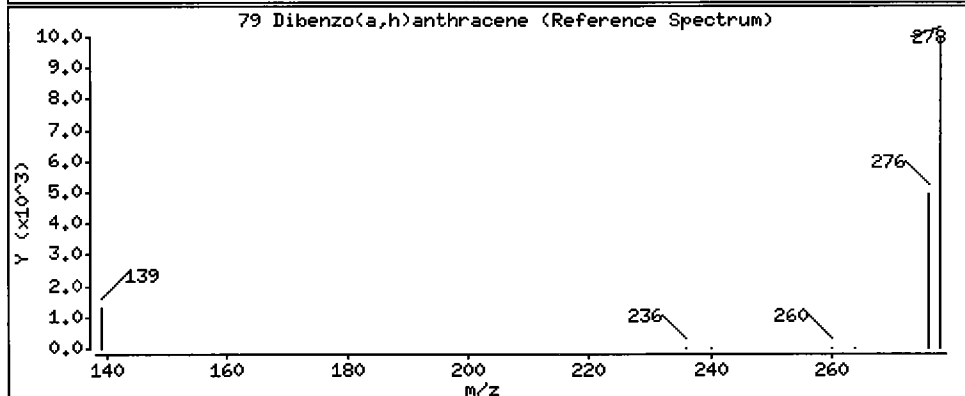
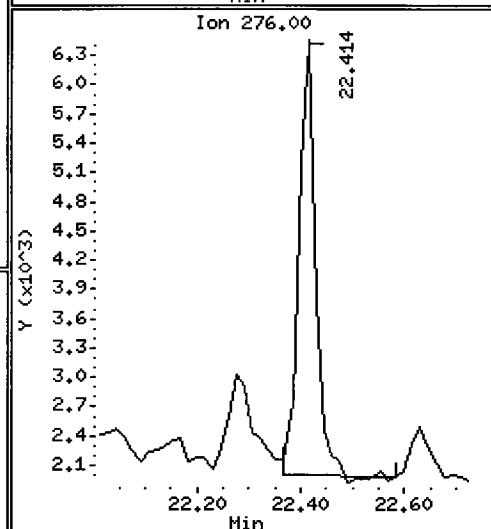
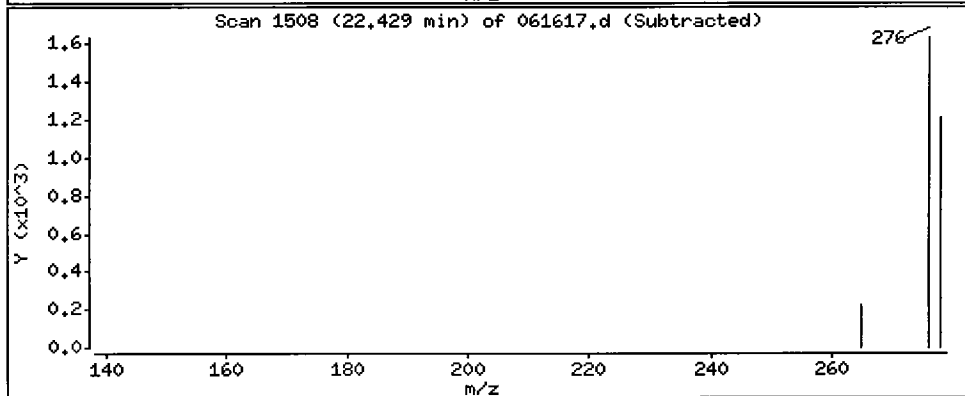
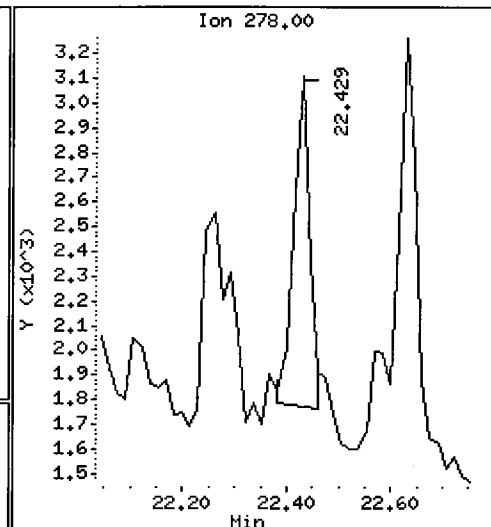
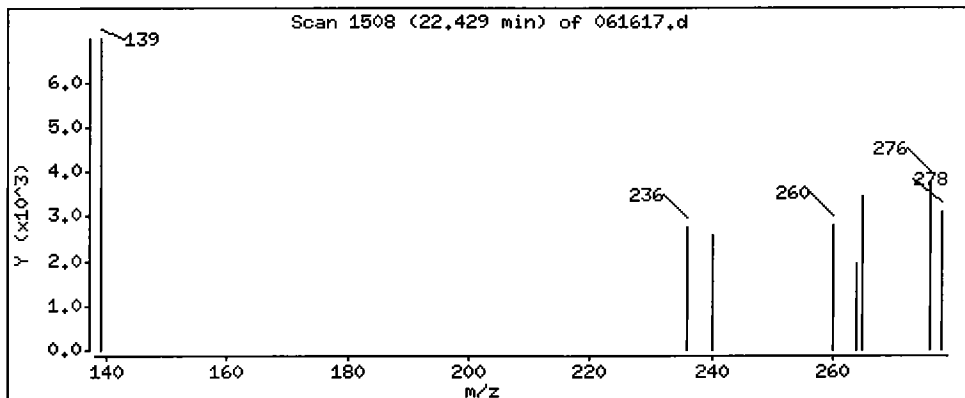
Operator: VTS

Column phase: ZB-5

Column diameter: 0.32

79 Dibenzo(a,h)anthracene

Concentration: 8.568 ug/kg



ORGANICS ANALYSIS DATA SHEET

Semivolatiles by Selected Ion Monitoring GC/MS

Sample ID: 3SED7-A
DILUTION

Page 1 of 1

Lab Sample ID: PB44J

LIMS ID: 09-12796

Matrix: Sediment

Data Release Authorized: *B*

Reported: 06/19/09

QC Report No: PB44-ENVIRONMENTAL SCIENCE CORP.

Project: JELD-WEN NORD DOOR

Event: NA

Date Sampled: 06/04/09

Date Received: 06/04/09

Date Extracted: 06/09/09

Date Analyzed: 06/17/09 20:40

Instrument/Analyst: NT2/PK

GPC Cleanup: Yes

Silica Gel Cleanup: No

Alumina Cleanup: No

Sample Amount: 17.2 g-dry-wt

Final Extract Volume: 1.0 mL

Dilution Factor: 3.00

Percent Moisture: 27.3%

CAS Number	Analyte	RL	Result
53-70-3	Dibenz(a,h)anthracene	17	< 17 U
106-46-7	1,4-Dichlorobenzene	17	< 17 U
120-82-1	1,2,4-Trichlorobenzene	17	< 17 U
118-74-1	Hexachlorobenzene	17	< 17 U
87-68-3	Hexachlorobutadiene	17	< 17 U
131-11-3	Dimethylphthalate	44	< 44 U
85-68-7	Butylbenzylphthalate	44	< 44 U
95-48-7	2-Methylphenol	17	< 17 U
105-67-9	2,4-Dimethylphenol	17	< 17 U
86-30-6	N-Nitrosodiphenylamine	17	< 17 U
100-51-6	Benzyl Alcohol	87	< 87 U
87-86-5	Pentachlorophenol	87	< 87 U
95-50-1	1,2-Dichlorobenzene	17	< 17 U
541-73-1	1,3-Dichlorobenzene	17	< 17 U

Reported in $\mu\text{g}/\text{kg}$ (ppb)

SIM Semivolatile Surrogate Recovery

2-Fluorobiphenyl	79.2%	d5-Phenol	69.6%
2-Fluorophenol	68.0%	d4-2-Chlorophenol	87.2%
d4-1,2-Dichlorobenzene	58.8%	d5-Nitrobenzene	66.0%
2,4,6-Tribromophenol	96.0%	d14-p-Terphenyl	121%

Analytical Resources, Inc.

Semivolatle Report SW846 Method 8270D

Data file : /chem3/nt2.i/20090617.b/061714.d
 Lab Smp Id: PB44J Client Smp ID: 3SED7-A
 Inj Date : 17-JUN-2009 20:40
 Operator : VTS Inst ID: nt2.i
 Smp Info : PB44J,3
 Misc Info : 09-12796
 Comment :
 Method : /chem3/nt2.i/20090617.b/SIMABN.m
 Meth Date : 18-Jun-2009 14:45 peter Quant Type: ISTD
 Cal Date : 11-MAY-2009 13:57 Cal File: ic051104.d
 Als bottle: 14
 Dil Factor: 3.00000
 Integrator: HP RTE Compound Sublist: wind.sub
 Target Version: 3.50
 Processing Host: cserv3

Concentration Formula: Amt * DF * Vt/(Ws * (100 - M)/100) * CpndVariable

Name	Value	Description
DF	3.00000	Dilution Factor
Vt	1000.00000	Volume of final extract (uL)
Ws	23.70000	Weight of sample extracted (g)
M	27.30000	% Moisture

Cpnd Variable

Local Compound Variable

Compounds	QUANT SIG	RT	EXP RT	REL RT	RESPONSE	CONCENTRATIONS	
						ON-COLUMN (ug/mL)	FINAL (ug/kg)
\$ 1 2-Fluorophenol	112	5.453	5.445	(0.748)	68876	0.85110	148.2
\$ 2 Phenol-d5	99	6.911	6.888	(0.949)	93099	0.86881	151.3
3 Phenol	94	Compound Not Detected.					
\$ 5 2-Chlorophenol-d4	132	7.003	6.992	(0.961)	78418	1.08895	189.6
7 1,3-Dichlorobenzene	146	Compound Not Detected.					
* 8 1,4-Dichlorobenzene-d4	152	7.285	7.284	(1.000)	135453	2.00000	
9 1,4-Dichlorobenzene	146	Compound Not Detected.					
\$ 10 1,2-Dichlorobenzene-d4	152	7.562	7.561	(1.038)	25242	0.49050	85.40
11 Benzyl alcohol	79	Compound Not Detected.					
12 1,2-Dichlorobenzene	146	Compound Not Detected.					
13 2-Methylphenol	108	Compound Not Detected.					
15 4-Methylphenol	108	Compound Not Detected.					
16 N-Nitroso-di-n-propylamine	70	Compound Not Detected.					
\$ 18 Nitrobenzene-d5	82	8.165	8.165	(0.882)	57838	0.55492	96.62
22 2,4-Dimethylphenol	107	Compound Not Detected.					

Compounds	QUANT SIG MASS	RT	EXP RT	REL RT	RESPONSE	CONCENTRATIONS	
						ON-COLUMN (ug/mL)	FINAL (ug/kg)
26 1,2,4-Trichlorobenzene	180						
* 27 Naphthalene-d8	136	9.262	9.263	(1.000)	383956	2.00000	
30 Hexachlorobutadiene	225						
\$ 36 2-Fluorobiphenyl	172	11.046	11.046	(0.914)	97054	0.66077	115.1
39 Dimethylphthalate	163	11.772	11.773	(0.974)	11775	0.07646	13.31
* 42 Acenaphthene-d10	162	12.084	12.084	(1.000)	205886	2.00000	
50 Diethylphthalate	149	12.916	12.928	(1.069)	8078	0.05147	8.961
54 N-Nitrosodiphenylamine	169						
\$ 55 2,4,6-Tribromophenol	330	13.379	13.380	(0.926)	18685	1.20384	209.6
57 Hexachlorobenzene	284						
58 Pentachlorophenol	266	14.291	14.291	(0.989)	1709	0.07739	13.47 (M)
* 59 Phenanthrene-d10	188	14.445	14.445	(1.000)	328344	2.00000	
\$ 66 Terphenyl-d14	244	17.090	17.090	(0.912)	62204	1.00506	175.0
67 Butylbenzylphthalate	149	17.981	17.970	(0.960)	9436	0.12192	21.23
* 69 Chrysene-d12	240	18.730	18.730	(1.000)	198961	2.00000	
* 77 Perylene-d12	264	20.900	20.869	(1.000)	75424	2.00000	
79 Dibenzo(a,h)anthracene	278						
90 N-Nitrosodimethylamine	74						

QC Flag Legend

M - Compound response manually integrated.

Analytical Resources, Inc.

INTERNAL STANDARD COMPOUNDS
 AREA AND RT SUMMARY

Instrument ID: nt2.i
 Lab File ID: 061714.d
 Lab Smp Id: PB44J
 Analysis Type: SV
 Quant Type: ISTD
 Operator: VTS
 Method File: /chem3/nt2.i/20090617.b/SIMABN.m
 Misc Info: 09-12796

Calibration Date: 17-JUN-2009
 Calibration Time: 12:11
 Client Smp ID: 3SED7-A
 Level: LOW
 Sample Type: Sediment

Test Mode:
 Use Initial Calibration Level 4.

COMPOUND	STANDARD	AREA LIMIT		SAMPLE	%DIFF
		LOWER	UPPER		
8 1,4-Dichlorobenze	119785	59892	239570	135453	13.08
27 Naphthalene-d8	372217	186108	744434	383956	3.15
42 Acenaphthene-d10	182713	91356	365426	205886	12.68
59 Phenanthrene-d10	286879	143440	573758	328344	14.45
69 Chrysene-d12	251912	125956	503824	198961	-21.02
77 Perylene-d12	231524	115762	463048	75424	-67.42

COMPOUND	STANDARD	RT LIMIT		SAMPLE	%DIFF
		LOWER	UPPER		
8 1,4-Dichlorobenze	7.28	6.78	7.78	7.29	0.02
27 Naphthalene-d8	9.26	8.76	9.76	9.26	0.00
42 Acenaphthene-d10	12.08	11.58	12.58	12.08	0.00
59 Phenanthrene-d10	14.45	13.95	14.95	14.44	0.00
69 Chrysene-d12	18.73	18.23	19.23	18.73	0.00
77 Perylene-d12	20.87	20.37	21.37	20.90	0.15

AREA UPPER LIMIT = +100% of internal standard area.
 AREA LOWER LIMIT = - 50% of internal standard area.
 RT UPPER LIMIT = + 0.50 minutes of internal standard RT.
 RT LOWER LIMIT = - 0.50 minutes of internal standard RT.

Analytical Resources, Inc.

RECOVERY REPORT

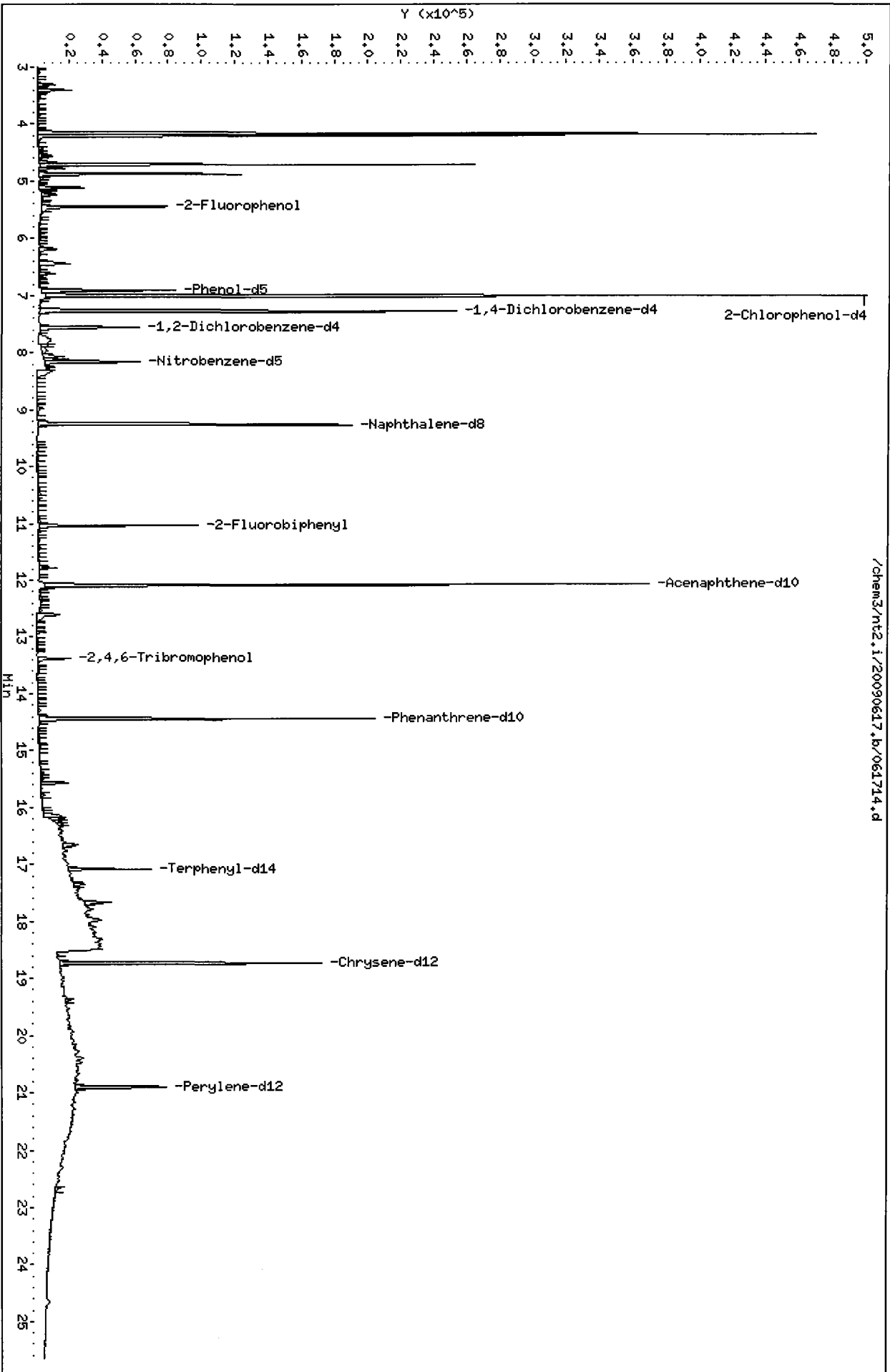
Client Name: ESC Client SDG: PB44
 Sample Matrix: SOLID Fraction: SV
 Lab Smp Id: PB44J Client Smp ID: 3SED7-A
 Level: LOW Operator: VTS
 Data Type: MS DATA SampleType: SAMPLE
 SpikeList File: wind.spk Quant Type: ISTD
 Sublist File: wind.sub
 Method File: /chem3/nt2.i/20090617.b/SIMABN.m
 Misc Info: 09-12796

SURROGATE COMPOUND	CONC ADDED ug/kg	CONC RECOVERED ug/kg	% RECOVERED	LIMITS
\$ 1 2-Fluorophenol	217.6	148.2	68.09	30-160
\$\$ 2 Phenol-d5	217.6	151.3	69.50	30-160
\$\$ 5 2-Chlorophenol-d4	217.6	189.6	87.12	30-160
\$ 10 1,2-Dichlorobenzen	145.1	85.40	58.86	30-160
\$\$ 18 Nitrobenzene-d5	145.1	96.62	66.59	30-160
\$\$ 36 2-Fluorobiphenyl	145.1	115.1	79.29	30-160
\$\$ 55 2,4,6-Tribromophen	217.6	209.6	96.31	30-160
\$ 66 Terphenyl-d14	145.1	175.0	120.61	30-160

Data File: /chem3/nt2.1/20090617.b/061714.d
Date: 17-JUN-2009 20:40
Client ID: 3SED7-A
Sample Info: PB44J,3
Volume Injected (uL): 2.0
Column phase: ZB-5

Instrument: nt2.1
Operator: VTS
Column diameter: 0.32

/chem3/nt2.1/20090617.b/061714.d



ORGANICS ANALYSIS DATA SHEET

Semivolatiles by Selected Ion Monitoring GC/MS

Sample ID: 3SED7-B

Page 1 of 1

SAMPLE

Lab Sample ID: PB44K

QC Report No: PB44-ENVIRONMENTAL SCIENCE CORP.

LIMS ID: 09-12797

Project: JELD-WEN NORD DOOR

Matrix: Sediment

Event: NA

Data Release Authorized: *B*

Date Sampled: 06/04/09

Reported: 06/19/09

Date Received: 06/04/09

Date Extracted: 06/09/09

Sample Amount: 16.3 g-dry-wt

Date Analyzed: 06/16/09 21:08

Final Extract Volume: 1.0 mL

Instrument/Analyst: NT2/PK

Dilution Factor: 1.00

GPC Cleanup: Yes

Percent Moisture: 49.6%

Silica Gel Cleanup: No

Alumina Cleanup: No

CAS Number	Analyte	RL	Result
53-70-3	Dibenz (a, h) anthracene	6.1	< 6.1 U
106-46-7	1,4-Dichlorobenzene	6.1	< 6.1 U
120-82-1	1,2,4-Trichlorobenzene	6.1	< 6.1 U
118-74-1	Hexachlorobenzene	6.1	< 6.1 U
87-68-3	Hexachlorobutadiene	6.1	< 6.1 U
131-11-3	Dimethylphthalate	15	< 15 U
85-68-7	Butylbenzylphthalate	15	< 15 U
95-48-7	2-Methylphenol	6.1	< 6.1 U
105-67-9	2,4-Dimethylphenol	6.1	< 6.1 U
86-30-6	N-Nitrosodiphenylamine	6.1	< 6.1 U
100-51-6	Benzyl Alcohol	31	< 31 U
87-86-5	Pentachlorophenol	31	< 31 U
95-50-1	1,2-Dichlorobenzene	6.1	< 6.1 U
541-73-1	1,3-Dichlorobenzene	6.1	< 6.1 U

Reported in $\mu\text{g}/\text{kg}$ (ppb)

SIM Semivolatile Surrogate Recovery

2-Fluorobiphenyl	65.2%	d5-Phenol	67.7%
2-Fluorophenol	65.1%	d4-2-Chlorophenol	86.7%
d4-1,2-Dichlorobenzene	56.4%	d5-Nitrobenzene	76.4%
2,4,6-Tribromophenol	89.9%	d14-p-Terphenyl	150%

Analytical Resources, Inc.

Semivolatiles Report SW846 Method 8270D

Data file : /chem3/nt2.i/20090616.b/061618.d
 Lab Smp Id: PB44K Client Smp ID: 3SED7-B
 Inj Date : 16-JUN-2009 21:08
 Operator : VTS Inst ID: nt2.i
 Smp Info : PB44K
 Misc Info : 09-12797
 Comment :
 Method : /chem3/nt2.i/20090616.b/SIMABN.m
 Meth Date : 16-Jun-2009 11:34 peter Quant Type: ISTD
 Cal Date : 11-MAY-2009 13:57 Cal File: ic051104.d
 Als bottle: 15
 Dil Factor: 1.00000
 Integrator: HP RTE Compound Sublist: wind.sub
 Target Version: 3.50
 Processing Host: cserv3

Concentration Formula: Amt * DF * Vt / (Ws * (100 - M) / 100) * CpndVariable

Name	Value	Description
DF	1.00000	Dilution Factor
Vt	1000.00000	Volume of final extract (uL)
Ws	32.30000	Weight of sample extracted (g)
M	49.60000	% Moisture

Cpnd Variable

Local Compound Variable

Compounds	QUANT SIG	RT	EXP RT	REL RT	RESPONSE	CONCENTRATIONS	
						ON-COLUMN (ug/mL)	FINAL (ug/kg)
\$ 1 2-Fluorophenol	112	5.582	5.527	(0.756)	191621	2.44445	150.2
\$ 2 Phenol-d5	99	7.054	6.961	(0.955)	263667	2.54016	156.0
3 Phenol	94	7.077	6.972	(0.958)	17824	0.12876	7.909
\$ 5 2-Chlorophenol-d4	132	7.112	7.076	(0.963)	226395	3.24553	199.4
7 1,3-Dichlorobenzene	146	Compound Not Detected.					
* 8 1,4-Dichlorobenzene-d4	152	7.385	7.368	(1.000)	131209	2.00000	
9 1,4-Dichlorobenzene	146	Compound Not Detected.					
\$ 10 1,2-Dichlorobenzene-d4	152	7.662	7.645	(1.037)	70094	1.40613	86.38
11 Benzyl alcohol	79	Compound Not Detected.					
12 1,2-Dichlorobenzene	146	Compound Not Detected.					
13 2-Methylphenol	108	Compound Not Detected.					
15 4-Methylphenol	108	8.112	8.096	(1.098)	12173	0.14221	8.736
16 N-Nitroso-di-n-propylamine	70	Compound Not Detected.					
\$ 18 Nitrobenzene-d5	82	8.266	8.250	(0.885)	199166	1.90568	117.1
22 2,4-Dimethylphenol	107	Compound Not Detected.					

Compounds	QUANT SIG MASS	RT	EXP RT	REL RT	RESPONSE	CONCENTRATIONS	
						ON-COLUMN (ug/mL)	FINAL (ug/kg)
26 1,2,4-Trichlorobenzene	180						
* 27 Naphthalene-d8	136	9.344	9.343	(1.000)	385005	2.00000	
30 Hexachlorobutadiene	225						
\$ 36 2-Fluorobiphenyl	172	11.127	11.128	(0.913)	238978	1.63425	100.4
39 Dimethylphthalate	163	11.871	11.855	(0.974)	26898	0.17544	10.78
* 42 Acenaphthene-d10	162	12.183	12.166	(1.000)	204975	2.00000	
50 Diethylphthalate	149	13.010	13.008	(1.068)	24355	0.15586	9.574
54 N-Nitrosodiphenylamine	169						
\$ 55 2,4,6-Tribromophenol	330	13.473	13.460	(0.927)	51861	3.37393	207.3
57 Hexachlorobenzene	284						
58 Pentachlorophenol	266	14.376	14.360	(0.989)	1242	0.05679	3.488
* 59 Phenanthrene-d10	188	14.530	14.529	(1.000)	325170	2.00000	
\$ 66 Terphenyl-d14	244	17.178	17.167	(0.912)	147581	3.74960	230.3
67 Butylbenzylphthalate	149	18.057	18.046	(0.959)	11608	0.23585	14.49
* 69 Chrysene-d12	240	18.829	18.814	(1.000)	126528	2.00000	
* 77 Perylene-d12	264	20.968	20.953	(1.000)	51970	2.00000	
79 Dibenzo(a,h)anthracene	278	22.415	22.400	(1.069)	1741	0.07212	4.430 (M)
90 N-Nitrosodimethylamine	74						

QC Flag Legend

M - Compound response manually integrated.

Analytical Resources, Inc.

INTERNAL STANDARD COMPOUNDS
 AREA AND RT SUMMARY

Instrument ID: nt2.i
 Lab File ID: 061618.d
 Lab Smp Id: PB44K
 Analysis Type: SV
 Quant Type: ISTD
 Operator: VTS
 Method File: /chem3/nt2.i/20090616.b/SIMABN.m
 Misc Info: 09-12797

Calibration Date: 16-JUN-2009
 Calibration Time: 10:48
 Client Smp ID: 3SED7-B
 Level: LOW
 Sample Type: Sediment

Test Mode:
 Use Initial Calibration Level 4.

COMPOUND	STANDARD	AREA LIMIT		SAMPLE	%DIFF
		LOWER	UPPER		
8 1,4-Dichlorobenze	119785	59892	239570	131209	9.54
27 Naphthalene-d8	372217	186108	744434	385005	3.44
42 Acenaphthene-d10	182713	91356	365426	204975	12.18
59 Phenanthrene-d10	286879	143440	573758	325170	13.35
69 Chrysene-d12	251912	125956	503824	126528	-49.77
77 Perylene-d12	231524	115762	463048	51970	-77.55

COMPOUND	STANDARD	RT LIMIT		SAMPLE	%DIFF
		LOWER	UPPER		
8 1,4-Dichlorobenze	7.37	6.87	7.87	7.38	0.23
27 Naphthalene-d8	9.34	8.84	9.84	9.34	0.01
42 Acenaphthene-d10	12.17	11.67	12.67	12.18	0.13
59 Phenanthrene-d10	14.53	14.03	15.03	14.53	0.01
69 Chrysene-d12	18.81	18.31	19.31	18.83	0.08
77 Perylene-d12	20.95	20.45	21.45	20.97	0.07

AREA UPPER LIMIT = +100% of internal standard area.
 AREA LOWER LIMIT = - 50% of internal standard area.
 RT UPPER LIMIT = + 0.50 minutes of internal standard RT.
 RT LOWER LIMIT = - 0.50 minutes of internal standard RT.

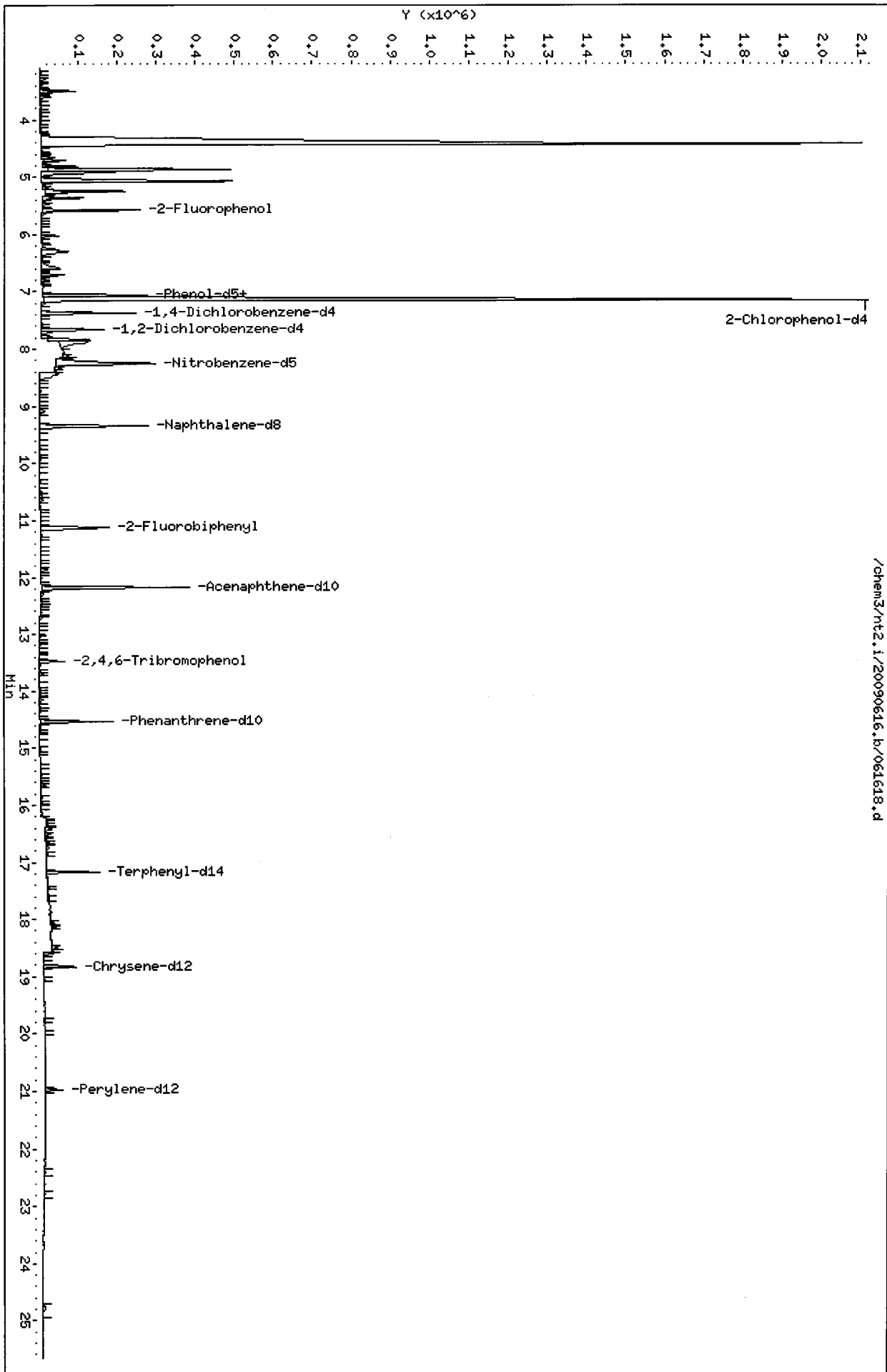
Analytical Resources, Inc.

RECOVERY REPORT

Client Name: ESC	Client SDG: PB44
Sample Matrix: SOLID	Fraction: SV
Lab Smp Id: PB44K	Client Smp ID: 3SED7-B
Level: LOW	Operator: VTS
Data Type: MS DATA	SampleType: SAMPLE
SpikeList File: wind.spk	Quant Type: ISTD
Sublist File: wind.sub	
Method File: /chem3/nt2.i/20090616.b/SIMABN.m	
Misc Info: 09-12797	

SURROGATE COMPOUND	CONC ADDED ug/kg	CONC RECOVERED ug/kg	% RECOVERED	LIMITS
\$ 1 2-Fluorophenol	230.4	150.2	65.19	30-160
\$ 2 Phenol-d5	230.4	156.0	67.74	30-160
\$ 5 2-Chlorophenol-d4	230.4	199.4	86.55	30-160
\$ 10 1,2-Dichlorobenzen	153.6	86.38	56.25	30-160
\$ 18 Nitrobenzene-d5	153.6	117.1	76.23	30-160
\$ 36 2-Fluorobiphenyl	153.6	100.4	65.37	30-160
\$ 55 2,4,6-Tribromophen	230.4	207.3	89.97	30-160
\$ 66 Terphenyl-d14	153.6	230.3	149.98	30-160

/chem3/nt2.i/20090616.b/061618.d



ORGANICS ANALYSIS DATA SHEET

Semivolatiles by Selected Ion Monitoring GC/MS


Sample ID: 3SED7-B
DILUTION

Page 1 of 1

Lab Sample ID: PB44K

LIMS ID: 09-12797

Matrix: Sediment

Data Release Authorized: 

Reported: 06/19/09

QC Report No: PB44-ENVIRONMENTAL SCIENCE CORP.

Project: JELD-WEN NORD DOOR

Event: NA

Date Sampled: 06/04/09

Date Received: 06/04/09

Date Extracted: 06/09/09

Date Analyzed: 06/17/09 21:15

Instrument/Analyst: NT2/PK

GPC Cleanup: Yes

Silica Gel Cleanup: No

Alumina Cleanup: No

Sample Amount: 16.3 g-dry-wt

Final Extract Volume: 1.0 mL

Dilution Factor: 3.00

Percent Moisture: 49.6%

CAS Number	Analyte	RL	Result
53-70-3	Dibenz (a, h) anthracene	18	< 18 U
106-46-7	1,4-Dichlorobenzene	18	< 18 U
120-82-1	1,2,4-Trichlorobenzene	18	< 18 U
118-74-1	Hexachlorobenzene	18	< 18 U
87-68-3	Hexachlorobutadiene	18	< 18 U
131-11-3	Dimethylphthalate	46	< 46 U
85-68-7	Butylbenzylphthalate	46	< 46 U
95-48-7	2-Methylphenol	18	< 18 U
105-67-9	2,4-Dimethylphenol	18	< 18 U
86-30-6	N-Nitrosodiphenylamine	18	< 18 U
100-51-6	Benzyl Alcohol	92	< 92 U
87-86-5	Pentachlorophenol	92	< 92 U
95-50-1	1,2-Dichlorobenzene	18	< 18 U
541-73-1	1,3-Dichlorobenzene	18	< 18 U

Reported in $\mu\text{g}/\text{kg}$ (ppb)

SIM Semivolatile Surrogate Recovery

2-Fluorobiphenyl	69.6%	d5-Phenol	60.0%
2-Fluorophenol	64.0%	d4-2-Chlorophenol	68.0%
d4-1,2-Dichlorobenzene	54.0%	d5-Nitrobenzene	70.8%
2,4,6-Tribromophenol	80.0%	d14-p-Terphenyl	113%

Analytical Resources, Inc.

Semivolatile Report SW846 Method 8270D

Data file : /chem3/nt2.i/20090617.b/061715.d
 Lab Smp Id: PB44K Client Smp ID: 3SED7-B
 Inj Date : 17-JUN-2009 21:15
 Operator : VTS Inst ID: nt2.i
 Smp Info : PB44K,3
 Misc Info : 09-12797
 Comment :
 Method : /chem3/nt2.i/20090617.b/SIMABN.m
 Meth Date : 18-Jun-2009 14:45 peter Quant Type: ISTD
 Cal Date : 11-MAY-2009 13:57 Cal File: ic051104.d
 Als bottle: 15
 Dil Factor: 3.00000
 Integrator: HP RTE Compound Sublist: wind.sub
 Target Version: 3.50
 Processing Host: cserv3

Concentration Formula: Amt * DF * Vt / (Ws * (100 - M) / 100) * CpndVariable

Name	Value	Description
DF	3.00000	Dilution Factor
Vt	1000.00000	Volume of final extract (uL)
Ws	32.30000	Weight of sample extracted (g)
M	49.60000	% Moisture

Cpnd Variable

Local Compound Variable

Compounds	QUANT SIG	RT	EXP RT	REL RT	RESPONSE	CONCENTRATIONS	
						ON-COLUMN (ug/mL)	FINAL (ug/kg)
\$ 1 2-Fluorophenol	112	5.460	5.445	(0.750)	68551	0.80445	148.2
\$ 2 Phenol-d5	99	6.924	6.888	(0.950)	84293	0.74704	137.7
3 Phenol	94	Compound Not Detected.					
\$ 5 2-Chlorophenol-d4	132	7.005	6.992	(0.962)	64620	0.85219	157.0
7 1,3-Dichlorobenzene	146	Compound Not Detected.					
* 8 1,4-Dichlorobenzene-d4	152	7.285	7.284	(1.000)	142631	2.00000	
9 1,4-Dichlorobenzene	146	Compound Not Detected.					
\$ 10 1,2-Dichlorobenzene-d4	152	7.562	7.561	(1.038)	24328	0.44895	82.73
11 Benzyl alcohol	79	Compound Not Detected.					
12 1,2-Dichlorobenzene	146	Compound Not Detected.					
13 2-Methylphenol	108	Compound Not Detected.					
15 4-Methylphenol	108	Compound Not Detected.					
16 N-Nitroso-di-n-propylamine	70	Compound Not Detected.					
\$ 18 Nitrobenzene-d5	82	8.166	8.165	(0.882)	62139	0.58747	108.3
22 2,4-Dimethylphenol	107	Compound Not Detected.					

Compounds	QUANT SIG MASS	RT	EXP RT	REL RT	RESPONSE	CONCENTRATIONS	
						ON-COLUMN (ug/mL)	FINAL (ug/kg)
26 1,2,4-Trichlorobenzene	180						
* 27 Naphthalene-d8	136	9.262	9.263	(1.000)	389656	2.00000	
30 Hexachlorobutadiene	225						
\$ 36 2-Fluorobiphenyl	172	11.045	11.046	(0.914)	86214	0.57509	106.0
39 Dimethylphthalate	163	11.772	11.773	(0.974)	9318	0.05928	10.92
* 42 Acenaphthene-d10	162	12.083	12.084	(1.000)	210139	2.00000	
50 Diethylphthalate	149	12.916	12.928	(1.069)	8333	0.05202	9.586
54 N-Nitrosodiphenylamine	169						
\$ 55 2,4,6-Tribromophenol	330	13.379	13.380	(0.926)	16712	1.00151	184.6
57 Hexachlorobenzene	284						
58 Pentachlorophenol	266						
* 59 Phenanthrene-d10	188	14.444	14.445	(1.000)	353004	2.00000	
\$ 66 Terphenyl-d14	244	17.090	17.090	(0.912)	57588	0.94108	173.4
67 Butylbenzylphthalate	149	17.969	17.970	(0.959)	5382	0.07033	12.96
* 69 Chrysene-d12	240	18.729	18.730	(1.000)	196718	2.00000	
* 77 Perylene-d12	264	20.884	20.869	(1.000)	81941	2.00000	
79 Dibenzo(a,h)anthracene	278						
90 N-Nitrosodimethylamine	74						

Analytical Resources, Inc.

INTERNAL STANDARD COMPOUNDS
 AREA AND RT SUMMARY

Instrument ID: nt2.i
 Lab File ID: 061715.d
 Lab Smp Id: PB44K
 Analysis Type: SV
 Quant Type: ISTD
 Operator: VTS
 Method File: /chem3/nt2.i/20090617.b/SIMABN.m
 Misc Info: 09-12797

Calibration Date: 17-JUN-2009
 Calibration Time: 12:11
 Client Smp ID: 3SED7-B
 Level: LOW
 Sample Type: Sediment

Test Mode:
 Use Initial Calibration Level 4.

COMPOUND	STANDARD	AREA LIMIT		SAMPLE	%DIFF
		LOWER	UPPER		
8 1,4-Dichlorobenze	119785	59892	239570	142631	19.07
27 Naphthalene-d8	372217	186108	744434	389656	4.69
42 Acenaphthene-d10	182713	91356	365426	210139	15.01
59 Phenanthrene-d10	286879	143440	573758	353004	23.05
69 Chrysene-d12	251912	125956	503824	196718	-21.91
77 Perylene-d12	231524	115762	463048	81941	-64.61

COMPOUND	STANDARD	RT LIMIT		SAMPLE	%DIFF
		LOWER	UPPER		
8 1,4-Dichlorobenze	7.28	6.78	7.78	7.28	0.01
27 Naphthalene-d8	9.26	8.76	9.76	9.26	0.00
42 Acenaphthene-d10	12.08	11.58	12.58	12.08	-0.01
59 Phenanthrene-d10	14.45	13.95	14.95	14.44	0.00
69 Chrysene-d12	18.73	18.23	19.23	18.73	-0.01
77 Perylene-d12	20.87	20.37	21.37	20.88	0.07

AREA UPPER LIMIT = +100% of internal standard area.
 AREA LOWER LIMIT = - 50% of internal standard area.
 RT UPPER LIMIT = + 0.50 minutes of internal standard RT.
 RT LOWER LIMIT = - 0.50 minutes of internal standard RT.

Analytical Resources, Inc.

RECOVERY REPORT

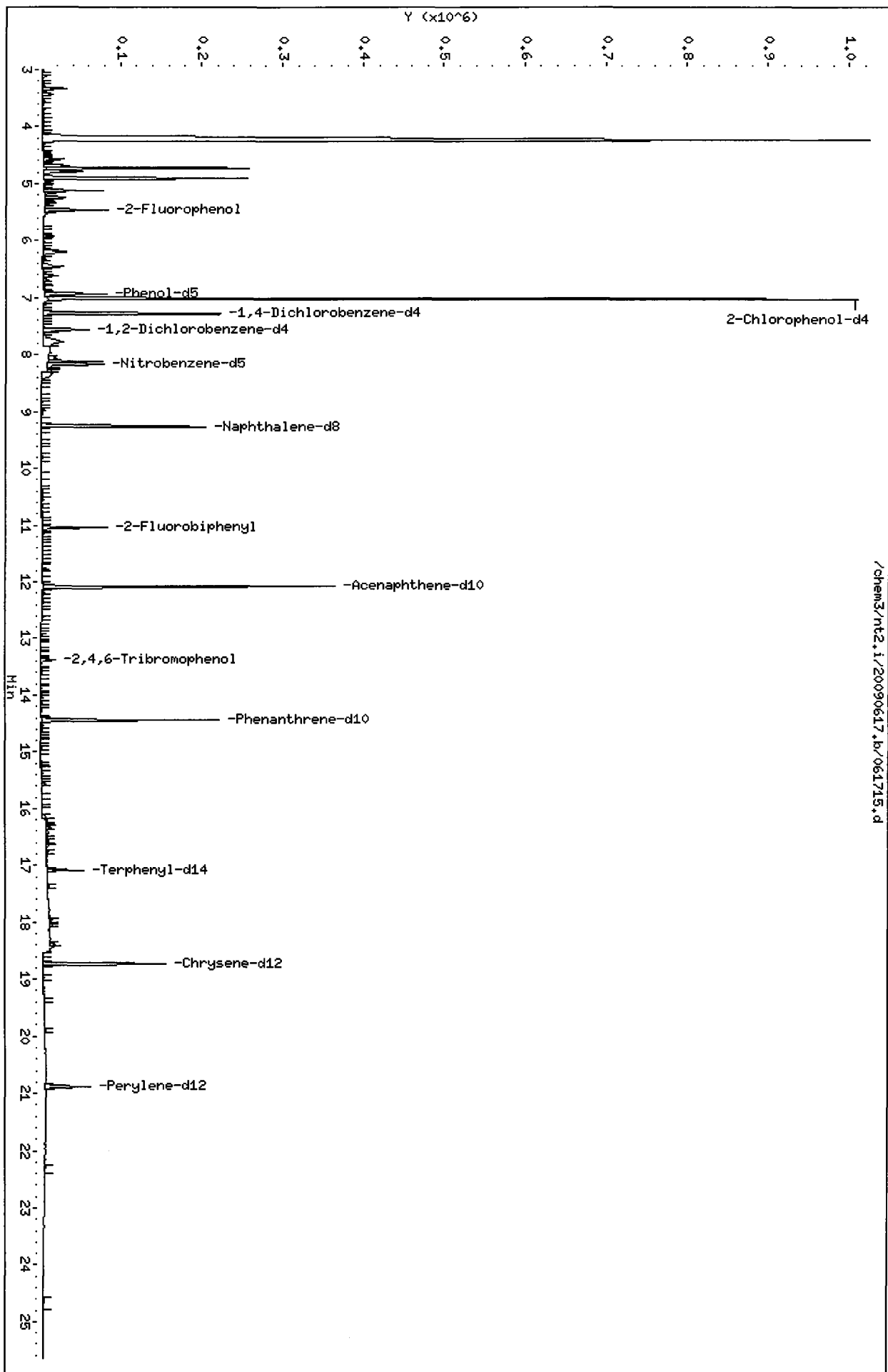
Client Name: ESC
Sample Matrix: SOLID
Lab Smp Id: PB44K
Level: LOW
Data Type: MS DATA
SpikeList File: wind.spk
Sublist File: wind.sub
Method File: /chem3/nt2.i/20090617.b/SIMABN.m
Misc Info: 09-12797

Client SDG: PB44
Fraction: SV
Client Smp ID: 3SED7-B
Operator: VTS
SampleType: SAMPLE
Quant Type: ISTD

SURROGATE COMPOUND	CONC ADDED ug/kg	CONC RECOVERED ug/kg	% RECOVERED	LIMITS
\$ 1 2-Fluorophenol	230.4	148.2	64.36	30-160
\$ 2 Phenol-d5	230.4	137.7	59.76	30-160
\$ 5 2-Chlorophenol-d4	230.4	157.0	68.18	30-160
\$ 10 1,2-Dichlorobenzen	153.6	82.73	53.87	30-160
\$ 18 Nitrobenzene-d5	153.6	108.3	70.50	30-160
\$ 36 2-Fluorobiphenyl	153.6	106.0	69.01	30-160
\$ 55 2,4,6-Tribromophen	230.4	184.6	80.12	30-160
\$ 66 Terphenyl-d14	153.6	173.4	112.93	30-160

Data File: /chem3/nt2.i/20090617.b/061715.d
Date: 17-JUN-2009 21:15
Client ID: 3SED7-B
Sample Info: PB44K,3
Volume Injected (ul): 2.0
Column phase: ZB-5

Instrument: nt2.i
Operator: VTS
Column diameter: 0.32



ORGANICS ANALYSIS DATA SHEET

Semivolatiles by Selected Ion Monitoring GC/MS

Sample ID: 3SED7-C

Page 1 of 1

SAMPLE

Lab Sample ID: PB44L


QC Report No: PB44-ENVIRONMENTAL SCIENCE CORP.

LIMS ID: 09-12798

Project: JELD-WEN NORD DOOR

Matrix: Sediment

Event: NA

Data Release Authorized: 

Date Sampled: 06/04/09

Reported: 06/19/09

Date Received: 06/04/09

Date Extracted: 06/09/09

Sample Amount: 16.5 g-dry-wt

Date Analyzed: 06/16/09 21:43

Final Extract Volume: 1.0 mL

Instrument/Analyst: NT2/PK

Dilution Factor: 1.00

GPC Cleanup: Yes

Percent Moisture: 49.4%

Silica Gel Cleanup: No

Alumina Cleanup: No

CAS Number	Analyte	RL	Result
53-70-3	Dibenz (a,h) anthracene	6.1	13
106-46-7	1,4-Dichlorobenzene	6.1	< 6.1 U
120-82-1	1,2,4-Trichlorobenzene	6.1	< 6.1 U
118-74-1	Hexachlorobenzene	6.1	< 6.1 U
87-68-3	Hexachlorobutadiene	6.1	< 6.1 U
131-11-3	Dimethylphthalate	15	< 15 U
85-68-7	Butylbenzylphthalate	15	20
95-48-7	2-Methylphenol	6.1	< 6.1 U
105-67-9	2,4-Dimethylphenol	6.1	< 6.1 U
86-30-6	N-Nitrosodiphenylamine	6.1	< 6.1 U
100-51-6	Benzyl Alcohol	30	< 30 U
87-86-5	Pentachlorophenol	30	< 30 U
95-50-1	1,2-Dichlorobenzene	6.1	< 6.1 U
541-73-1	1,3-Dichlorobenzene	6.1	< 6.1 U

Reported in µg/kg (ppb)

SIM Semivolatile Surrogate Recovery

2-Fluorobiphenyl	76.8%	d5-Phenol	75.7%
2-Fluorophenol	74.7%	d4-2-Chlorophenol	97.1%
d4-1,2-Dichlorobenzene	64.0%	d5-Nitrobenzene	82.8%
2,4,6-Tribromophenol	98.9%	d14-p-Terphenyl	170%

Analytical Resources, Inc.

Semivolatiles Report SW846 Method 8270D

Data file : /chem3/nt2.i/20090616.b/061619.d
 Lab Smp Id: PB44L Client Smp ID: 3SED7-C
 Inj Date : 16-JUN-2009 21:43
 Operator : VTS Inst ID: nt2.i
 Smp Info : PB44L
 Misc Info : 09-12798
 Comment :
 Method : /chem3/nt2.i/20090616.b/SIMABN.m
 Meth Date : 16-Jun-2009 11:34 peter Quant Type: ISTD
 Cal Date : 11-MAY-2009 13:57 Cal File: ic051104.d
 Als bottle: 16
 Dil Factor: 1.00000
 Integrator: HP RTE Compound Sublist: wind.sub
 Target Version: 3.50
 Processing Host: cserv3

Concentration Formula: Amt * DF * Vt / (Ws * (100 - M) / 100) * CpndVariable

Name	Value	Description
DF	1.00000	Dilution Factor
Vt	1000.00000	Volume of final extract (uL)
Ws	32.60000	Weight of sample extracted (g)
M	49.40000	% Moisture

Cpnd Variable

Local Compound Variable

Compounds	QUANT SIG	RT	EXP RT	REL RT	RESPONSE	CONCENTRATIONS	
						ON-COLUMN (ug/mL)	FINAL (ug/kg)
\$ 1 2-Fluorophenol	112	5.583	5.527	(0.756)	218338	2.80216	169.9
\$ 2 Phenol-d5	99	7.066	6.961	(0.957)	292656	2.83654	172.0
3 Phenol	94	7.077	6.972	(0.958)	18106	0.13159	7.977(H)
\$ 5 2-Chlorophenol-d4	132	7.112	7.076	(0.963)	252509	3.64185	220.8
7 1,3-Dichlorobenzene	146	Compound Not Detected.					
* 8 1,4-Dichlorobenzene-d4	152	7.384	7.368	(1.000)	130418	2.00000	
9 1,4-Dichlorobenzene	146	Compound Not Detected.					
\$ 10 1,2-Dichlorobenzene-d4	152	7.661	7.645	(1.037)	79336	1.60118	97.07
11 Benzyl alcohol	79	Compound Not Detected.					
12 1,2-Dichlorobenzene	146	Compound Not Detected.					
13 2-Methylphenol	108	Compound Not Detected.					
15 4-Methylphenol	108	8.127	8.096	(1.101)	10329	0.12140	7.359
16 N-Nitroso-di-n-propylamine	70	Compound Not Detected.					
\$ 18 Nitrobenzene-d5	82	8.265	8.250	(0.885)	209305	2.06671	125.3
22 2,4-Dimethylphenol	107	Compound Not Detected.					

Compounds	QUANT SIG MASS	RT	EXP RT	REL RT	RESPONSE	CONCENTRATIONS	
						ON-COLUMN (ug/mL)	FINAL (ug/kg)
26 1,2,4-Trichlorobenzene	180						
* 27 Naphthalene-d8	136	9.344	9.343	(1.000)	373078	2.00000	
30 Hexachlorobutadiene	225						
\$ 36 2-Fluorobiphenyl	172	11.127	11.128	(0.913)	269878	1.92286	116.6
39 Dimethylphthalate	163	11.871	11.855	(0.974)	30905	0.21002	12.73
* 42 Acenaphthene-d10	162	12.182	12.166	(1.000)	196735	2.00000	
50 Diethylphthalate	149	13.010	13.008	(1.068)	9756	0.06505	3.943
54 N-Nitrosodiphenylamine	169						
\$ 55 2,4,6-Tribromophenol	330	13.473	13.460	(0.927)	57805	3.71330	225.1
57 Hexachlorobenzene	284						
58 Pentachlorophenol	266	14.376	14.360	(0.989)	2953	0.13332	8.082
* 59 Phenanthrene-d10	188	14.530	14.529	(1.000)	329315	2.00000	
\$ 66 Terphenyl-d14	244	17.177	17.167	(0.912)	162698	4.24417	257.3 (R)
67 Butylbenzylphthalate	149	18.057	18.046	(0.959)	15617	0.32579	19.75 (M)
* 69 Chrysene-d12	240	18.829	18.814	(1.000)	123234	2.00000	
* 77 Perylene-d12	264	20.983	20.953	(1.000)	48937	2.00000	
79 Dibenzo(a,h)anthracene	278	22.414	22.400	(1.068)	4837	0.21280	12.90 (M)
90 N-Nitrosodimethylamine	74						

QC Flag Legend

- R - Spike/Surrogate failed recovery limits.
- M - Compound response manually integrated.
- H - Operator selected an alternate compound hit.

Analytical Resources, Inc.

INTERNAL STANDARD COMPOUNDS
 AREA AND RT SUMMARY

Instrument ID: nt2.i
 Lab File ID: 061619.d
 Lab Smp Id: PB44L
 Analysis Type: SV
 Quant Type: ISTD
 Operator: VTS
 Method File: /chem3/nt2.i/20090616.b/SIMABN.m
 Misc Info: 09-12798

Calibration Date: 16-JUN-2009
 Calibration Time: 10:48
 Client Smp ID: 3SED7-C
 Level: LOW
 Sample Type: Sediment

Test Mode:
 Use Initial Calibration Level 4.

COMPOUND	STANDARD	AREA LIMIT		SAMPLE	%DIFF
		LOWER	UPPER		
8 1,4-Dichlorobenze	119785	59892	239570	130418	8.88
27 Naphthalene-d8	372217	186108	744434	373078	0.23
42 Acenaphthene-d10	182713	91356	365426	196735	7.67
59 Phenanthrene-d10	286879	143440	573758	329315	14.79
69 Chrysene-d12	251912	125956	503824	123234	-51.08 <-
77 Perylene-d12	231524	115762	463048	48937	-78.86 <-

COMPOUND	STANDARD	RT LIMIT		SAMPLE	%DIFF
		LOWER	UPPER		
8 1,4-Dichlorobenze	7.37	6.87	7.87	7.38	0.22
27 Naphthalene-d8	9.34	8.84	9.84	9.34	0.01
42 Acenaphthene-d10	12.17	11.67	12.67	12.18	0.13
59 Phenanthrene-d10	14.53	14.03	15.03	14.53	0.01
69 Chrysene-d12	18.81	18.31	19.31	18.83	0.08
77 Perylene-d12	20.95	20.45	21.45	20.98	0.14

AREA UPPER LIMIT = +100% of internal standard area.
 AREA LOWER LIMIT = - 50% of internal standard area.
 RT UPPER LIMIT = + 0.50 minutes of internal standard RT.
 RT LOWER LIMIT = - 0.50 minutes of internal standard RT.

Analytical Resources, Inc.

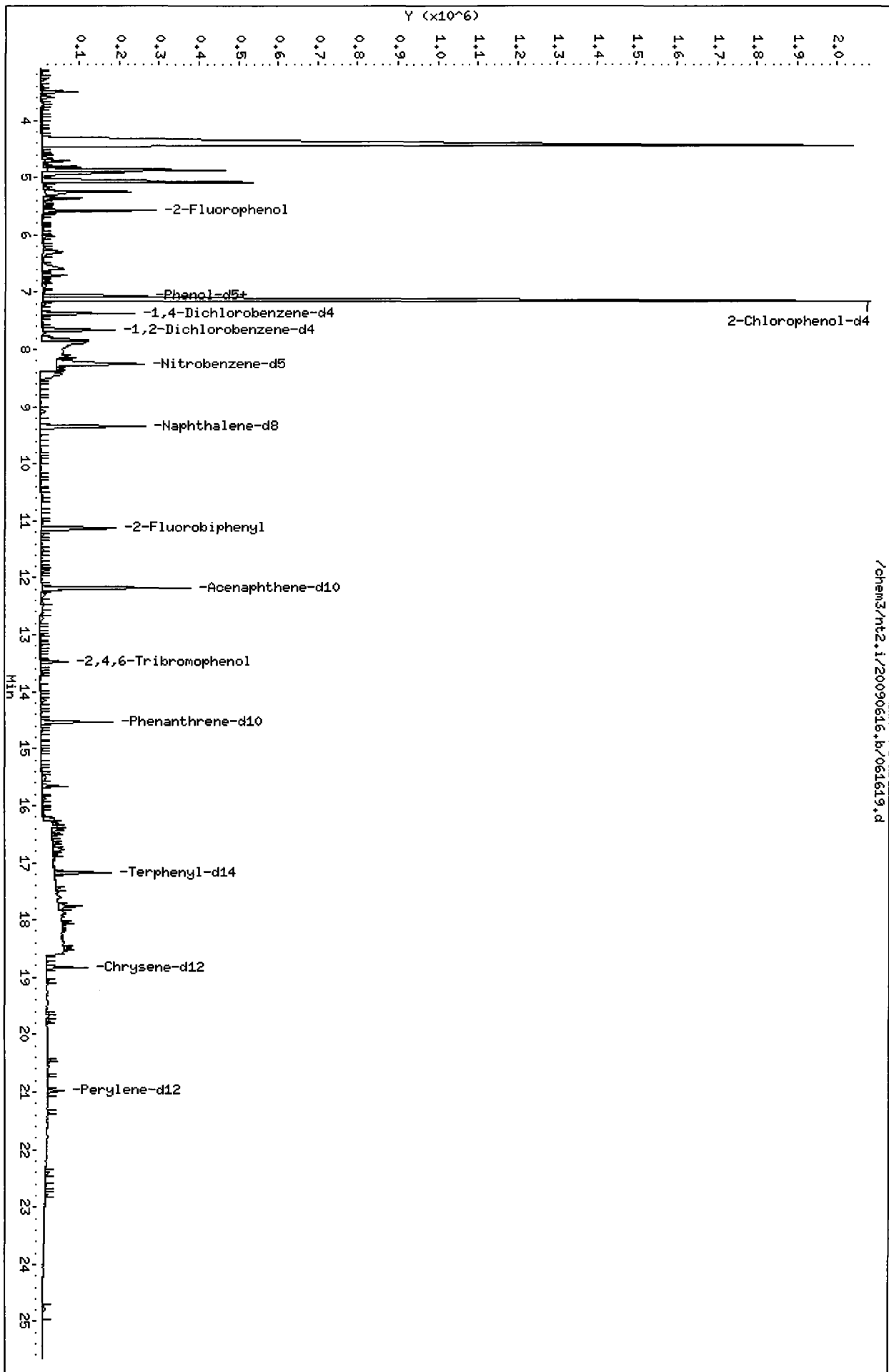
RECOVERY REPORT

Client Name: ESC	Client SDG: PB44
Sample Matrix: SOLID	Fraction: SV
Lab Smp Id: PB44L	Client Smp ID: 3SED7-C
Level: LOW	Operator: VTS
Data Type: MS DATA	SampleType: SAMPLE
SpikeList File: wind.spk	Quant Type: ISTD
Sublist File: wind.sub	
Method File: /chem3/nt2.i/20090616.b/SIMABN.m	
Misc Info: 09-12798	

SURROGATE COMPOUND	CONC ADDED ug/kg	CONC RECOVERED ug/kg	% RECOVERED	LIMITS
\$ 1 2-Fluorophenol	227.3	169.9	74.72	30-160
\$\$ 2 Phenol-d5	227.3	172.0	75.64	30-160
\$\$\$ 5 2-Chlorophenol-d4	227.3	220.8	97.12	30-160
\$ 10 1,2-Dichlorobenzen	151.6	97.07	64.05	30-160
\$\$\$ 18 Nitrobenzene-d5	151.6	125.3	82.67	30-160
\$\$\$ 36 2-Fluorobiphenyl	151.6	116.6	76.91	30-160
\$\$\$ 55 2,4,6-Tribromophen	227.3	225.1	99.02	30-160
\$ 66 Terphenyl-d14	151.6	257.3	169.77*	30-160

Data File: /chem3/nt2.i/20090616.b/061619.d
Date: 16-JUN-2009 21:43
Client ID: 3SED7-C
Sample Info: PB44L
Volume Injected (uL): 2.0
Column phase: ZB-5

Instrument: nt2.i
Operator: VTS
Column diameter: 0.32



Date : 16-JUN-2009 21:43

Client ID: 3SED7-C

Instrument: nt2.i

Sample Info: PB44L

Volume Injected (uL): 2.0

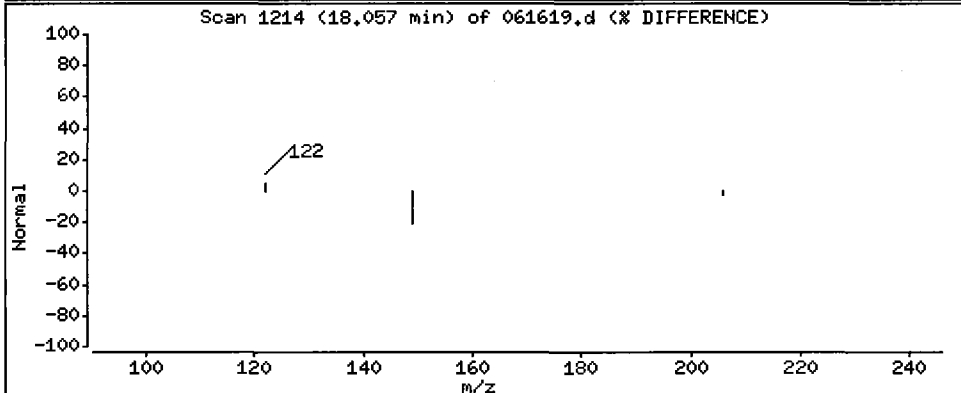
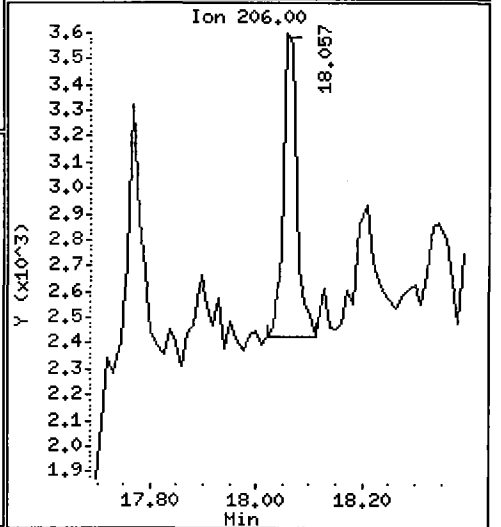
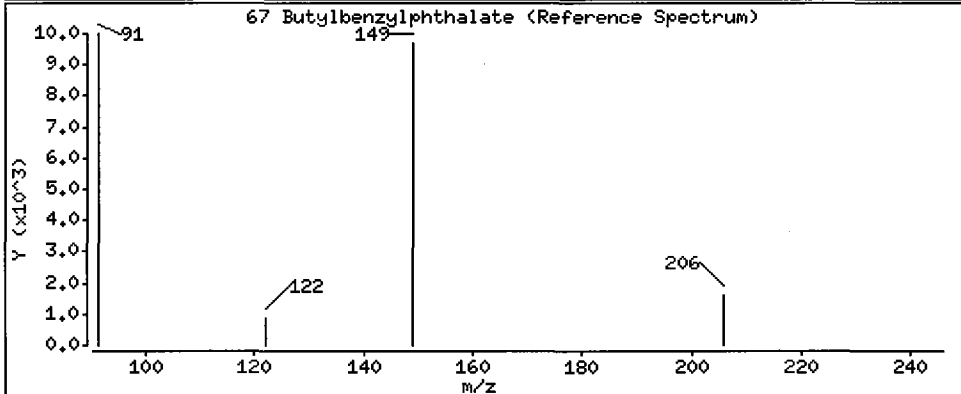
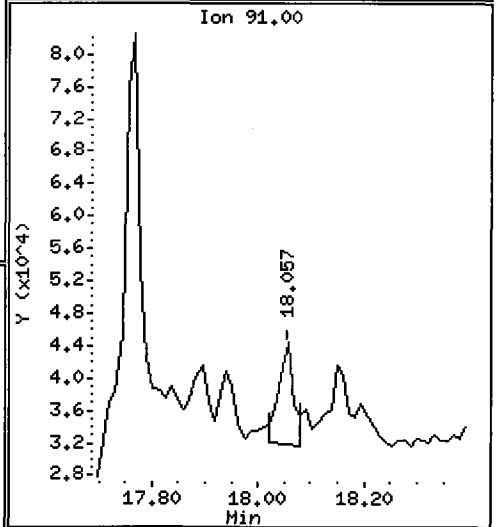
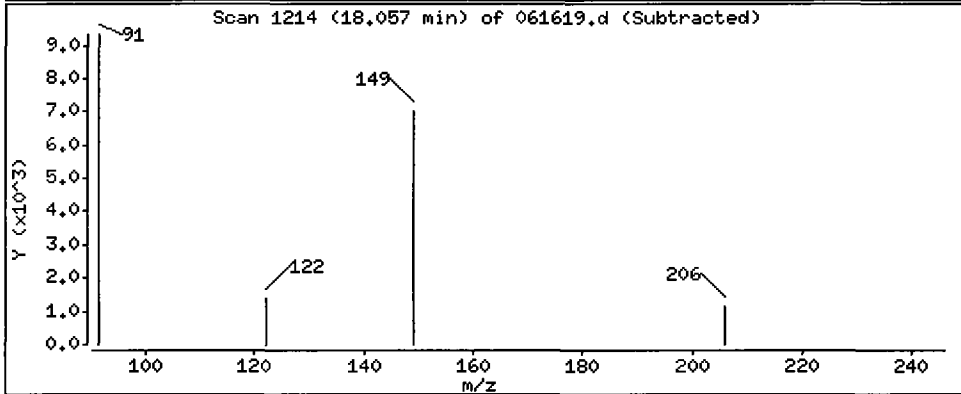
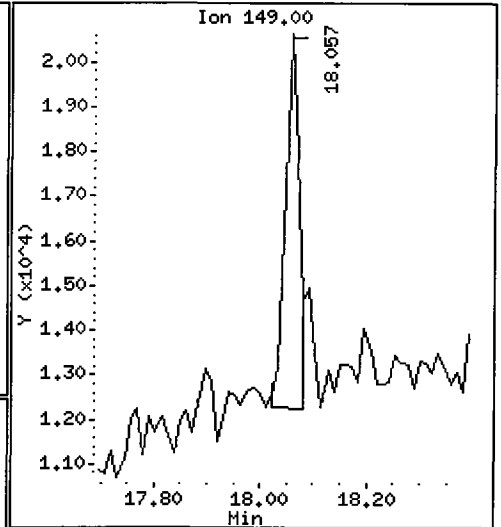
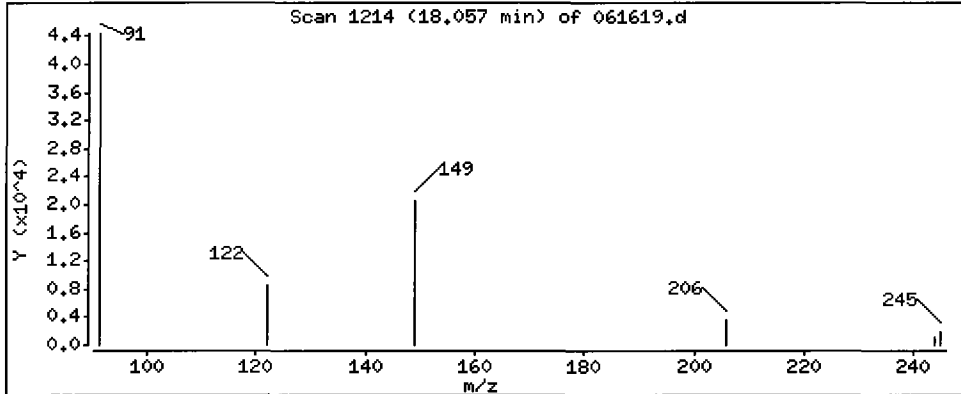
Operator: VTS

Column phase: ZB-5

Column diameter: 0.32

67 Butylbenzylphthalate

Concentration: 19.75 ug/kg



Date : 16-JUN-2009 21:43

Client ID: 3SED7-C

Instrument: nt2.i

Sample Info: PB44L

Volume Injected (uL): 2.0

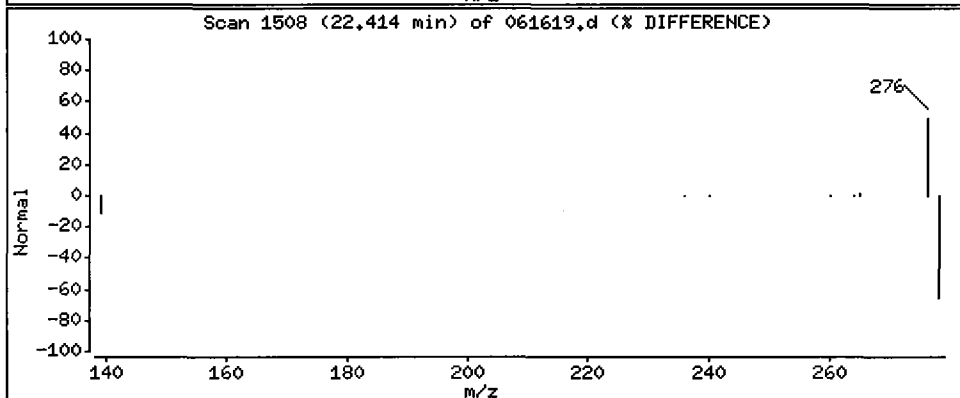
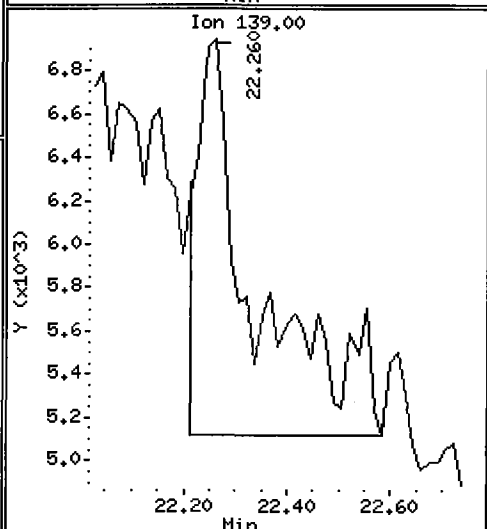
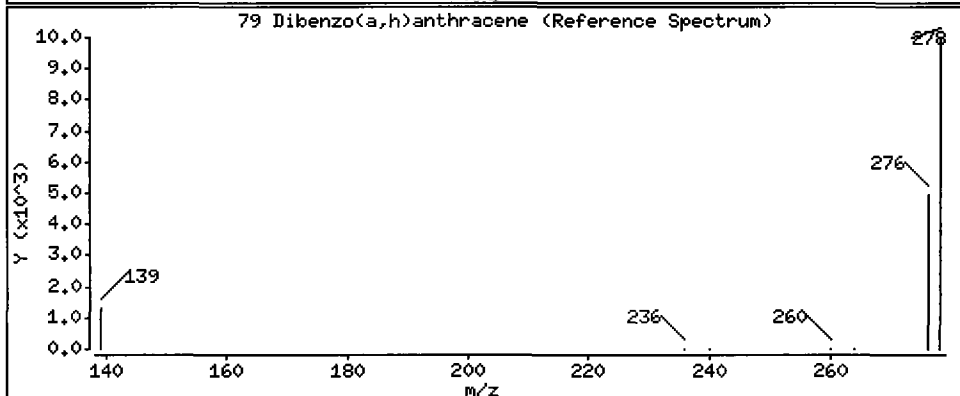
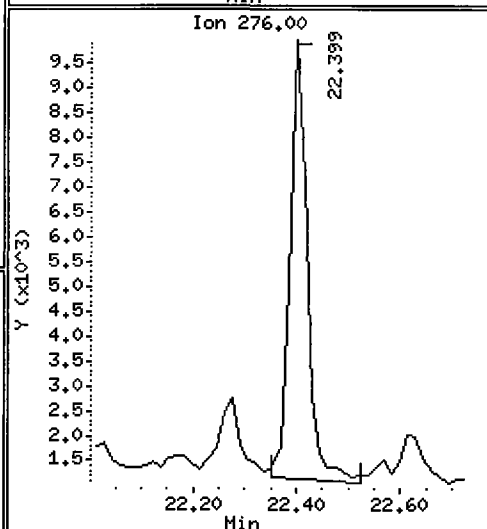
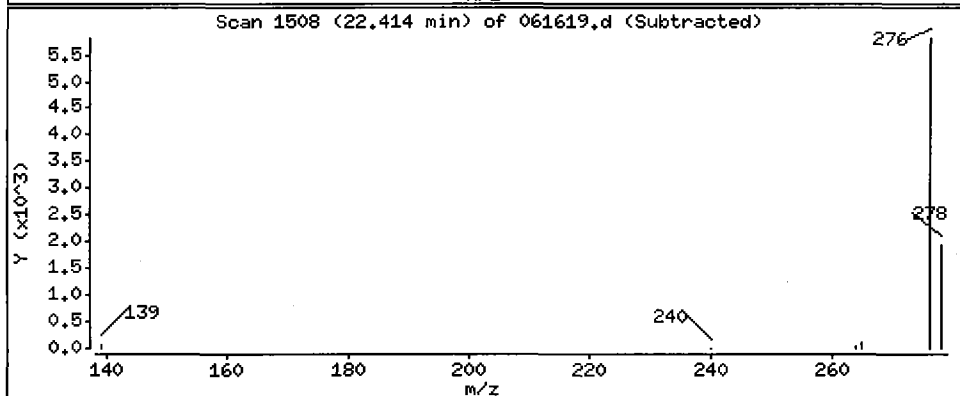
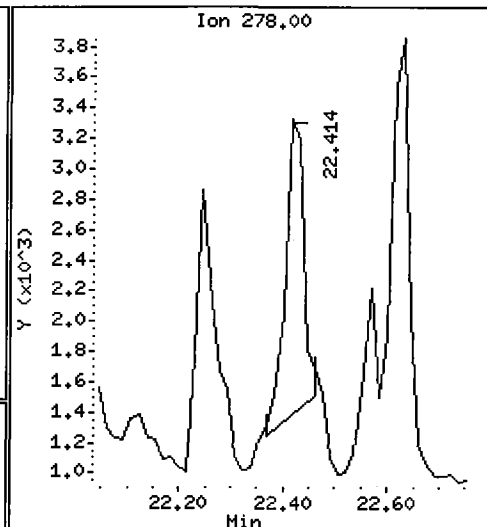
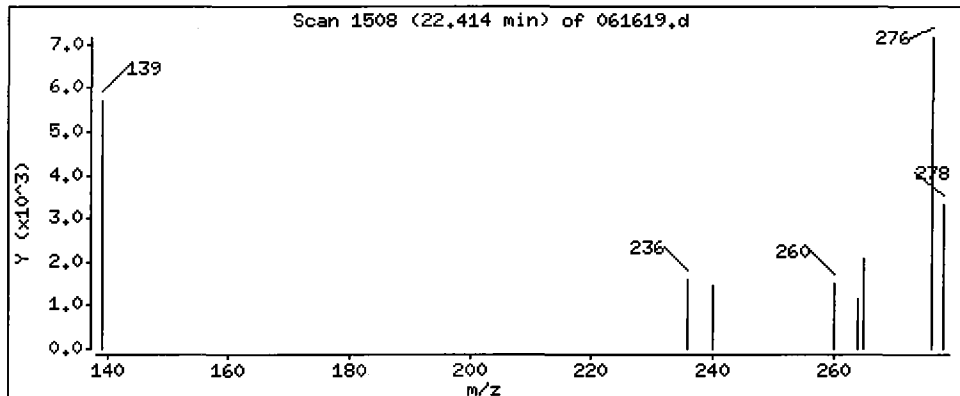
Operator: VTS

Column phase: ZB-5

Column diameter: 0.32

79 Dibenzo(a,h)anthracene

Concentration: 12.90 ug/kg



ORGANICS ANALYSIS DATA SHEET

Semivolatiles by Selected Ion Monitoring GC/MS

Sample ID: 3SED7-C

Page 1 of 1

DILUTION

Lab Sample ID: PB44L

QC Report No: PB44-ENVIRONMENTAL SCIENCE CORP.

LIMS ID: 09-12798

Project: JELD-WEN NORD DOOR

Matrix: Sediment

Event: NA

Data Release Authorized: *AB*

Date Sampled: 06/04/09

Reported: 06/19/09

Date Received: 06/04/09

Date Extracted: 06/09/09

Sample Amount: 16.5 g-dry-wt

Date Analyzed: 06/17/09 21:49

Final Extract Volume: 1.0 mL

Instrument/Analyst: NT2/PK

Dilution Factor: 3.00

GPC Cleanup: Yes

Percent Moisture: 49.4%

Silica Gel Cleanup: No

Alumina Cleanup: No

CAS Number	Analyte	RL	Result
53-70-3	Dibenz (a, h) anthracene	18	< 18 U
106-46-7	1,4-Dichlorobenzene	18	< 18 U
120-82-1	1,2,4-Trichlorobenzene	18	< 18 U
118-74-1	Hexachlorobenzene	18	< 18 U
87-68-3	Hexachlorobutadiene	18	< 18 U
131-11-3	Dimethylphthalate	46	< 46 U
85-68-7	Butylbenzylphthalate	46	< 46 U
95-48-7	2-Methylphenol	18	< 18 U
105-67-9	2,4-Dimethylphenol	18	< 18 U
86-30-6	N-Nitrosodiphenylamine	18	< 18 U
100-51-6	Benzyl Alcohol	91	< 91 U
87-86-5	Pentachlorophenol	91	< 91 U
95-50-1	1,2-Dichlorobenzene	18	< 18 U
541-73-1	1,3-Dichlorobenzene	18	< 18 U

Reported in $\mu\text{g}/\text{kg}$ (ppb)

SIM Semivolatile Surrogate Recovery

2-Fluorobiphenyl	81.6%	d5-Phenol	70.4%
2-Fluorophenol	72.8%	d4-2-Chlorophenol	76.8%
d4-1,2-Dichlorobenzene	63.6%	d5-Nitrobenzene	78.0%
2,4,6-Tribromophenol	105%	d14-p-Terphenyl	119%

Analytical Resources, Inc.

Semivolatle Report SW846 Method 8270D
 Data file : /chem3/nt2.i/20090617.b/061716.d
 Lab Smp Id: PB44L Client Smp ID: 3SED7-C
 Inj Date : 17-JUN-2009 21:49
 Operator : VTS Inst ID: nt2.i
 Smp Info : PB44L,3
 Misc Info : 09-12798
 Comment :
 Method : /chem3/nt2.i/20090617.b/SIMABN.m
 Meth Date : 18-Jun-2009 14:45 peter Quant Type: ISTD
 Cal Date : 11-MAY-2009 13:57 Cal File: ic051104.d
 Als bottle: 16
 Dil Factor: 3.00000
 Integrator: HP RTE Compound Sublist: wind.sub
 Target Version: 3.50
 Processing Host: cserv3

Concentration Formula: Amt * DF * Vt / (Ws * (100 - M) / 100) * CpndVariable

Name	Value	Description
DF	3.00000	Dilution Factor
Vt	1000.00000	Volume of final extract (uL)
Ws	32.60000	Weight of sample extracted (g)
M	49.40000	% Moisture

Cpnd Variable

Local Compound Variable

Compounds	QUANT SIG	RT	EXP RT	REL RT	RESPONSE	CONCENTRATIONS	
						ON-COLUMN (ug/mL)	FINAL (ug/kg)
\$ 1 2-Fluorophenol	112	5.460	5.445	(0.749)	69884	0.91125	165.7
\$ 2 Phenol-d5	99	6.923	6.888	(0.950)	88878	0.87523	159.2
3 Phenol	94	Compound Not Detected.					
\$ 5 2-Chlorophenol-d4	132	7.004	6.992	(0.962)	65220	0.95570	173.8
7 1,3-Dichlorobenzene	146	Compound Not Detected.					
* 8 1,4-Dichlorobenzene-d4	152	7.285	7.284	(1.000)	128363	2.00000	
9 1,4-Dichlorobenzene	146	Compound Not Detected.					
\$ 10 1,2-Dichlorobenzene-d4	152	7.561	7.561	(1.038)	25709	0.52717	95.88
11 Benzyl alcohol	79	Compound Not Detected.					
12 1,2-Dichlorobenzene	146	Compound Not Detected.					
13 2-Methylphenol	108	Compound Not Detected.					
15 4-Methylphenol	108	Compound Not Detected.					
16 N-Nitroso-di-n-propylamine	70	Compound Not Detected.					
\$ 18 Nitrobenzene-d5	82	8.166	8.165	(0.882)	62568	0.64705	117.7
22 2,4-Dimethylphenol	107	Compound Not Detected.					

Compounds	QUANT SIG MASS	RT	EXP RT	REL RT	RESPONSE	CONCENTRATIONS	
						ON-COLUMN (ug/mL)	FINAL (ug/kg)
26 1,2,4-Trichlorobenzene	180						
* 27 Naphthalene-d8	136	9.262	9.263	(1.000)	356219	2.00000	
30 Hexachlorobutadiene	225						
\$ 36 2-Fluorobiphenyl	172	11.045	11.046	(0.914)	92505	0.67634	123.0
39 Dimethylphthalate	163	11.772	11.773	(0.974)	10239	0.07140	12.99
* 42 Acenaphthene-d10	162	12.083	12.084	(1.000)	191719	2.00000	
50 Diethylphthalate	149						
54 N-Nitrosodiphenylamine	169						
\$ 55 2,4,6-Tribromophenol	330	13.379	13.380	(0.926)	20712	1.31044	238.3
57 Hexachlorobenzene	284						
58 Pentachlorophenol	266						
* 59 Phenanthrene-d10	188	14.444	14.445	(1.000)	334358	2.00000	
\$ 66 Terphenyl-d14	244	17.090	17.090	(0.912)	58097	0.99229	180.5
67 Butylbenzylphthalate	149	17.969	17.970	(0.959)	7197	0.09830	17.88
* 69 Chrysene-d12	240	18.729	18.730	(1.000)	188215	2.00000	
* 77 Perylene-d12	264	20.884	20.869	(1.000)	73711	2.00000	
79 Dibenzo(a,h)anthracene	278	22.315	22.301	(1.069)	2375	0.06937	12.62 (M)
90 N-Nitrosodimethylamine	74						

QC Flag Legend

M - Compound response manually integrated.

Analytical Resources, Inc.

INTERNAL STANDARD COMPOUNDS
 AREA AND RT SUMMARY

Instrument ID: nt2.i
 Lab File ID: 061716.d
 Lab Smp Id: PB44L
 Analysis Type: SV
 Quant Type: ISTD
 Operator: VTS
 Method File: /chem3/nt2.i/20090617.b/SIMABN.m
 Misc Info: 09-12798

Calibration Date: 17-JUN-2009
 Calibration Time: 12:11
 Client Smp ID: 3SED7-C
 Level: LOW
 Sample Type: Sediment

Test Mode:
 Use Initial Calibration Level 4.

COMPOUND	STANDARD	AREA LIMIT		SAMPLE	%DIFF
		LOWER	UPPER		
8 1,4-Dichlorobenze	119785	59892	239570	128363	7.16
27 Naphthalene-d8	372217	186108	744434	356219	-4.30
42 Acenaphthene-d10	182713	91356	365426	191719	4.93
59 Phenanthrene-d10	286879	143440	573758	334358	16.55
69 Chrysene-d12	251912	125956	503824	188215	-25.29
77 Perylene-d12	231524	115762	463048	73711	-68.16

COMPOUND	STANDARD	RT LIMIT		SAMPLE	%DIFF
		LOWER	UPPER		
8 1,4-Dichlorobenze	7.28	6.78	7.78	7.28	0.01
27 Naphthalene-d8	9.26	8.76	9.76	9.26	0.00
42 Acenaphthene-d10	12.08	11.58	12.58	12.08	-0.01
59 Phenanthrene-d10	14.45	13.95	14.95	14.44	-0.01
69 Chrysene-d12	18.73	18.23	19.23	18.73	-0.01
77 Perylene-d12	20.87	20.37	21.37	20.88	0.07

AREA UPPER LIMIT = +100% of internal standard area.
 AREA LOWER LIMIT = - 50% of internal standard area.
 RT UPPER LIMIT = + 0.50 minutes of internal standard RT.
 RT LOWER LIMIT = - 0.50 minutes of internal standard RT.

Analytical Resources, Inc.

RECOVERY REPORT

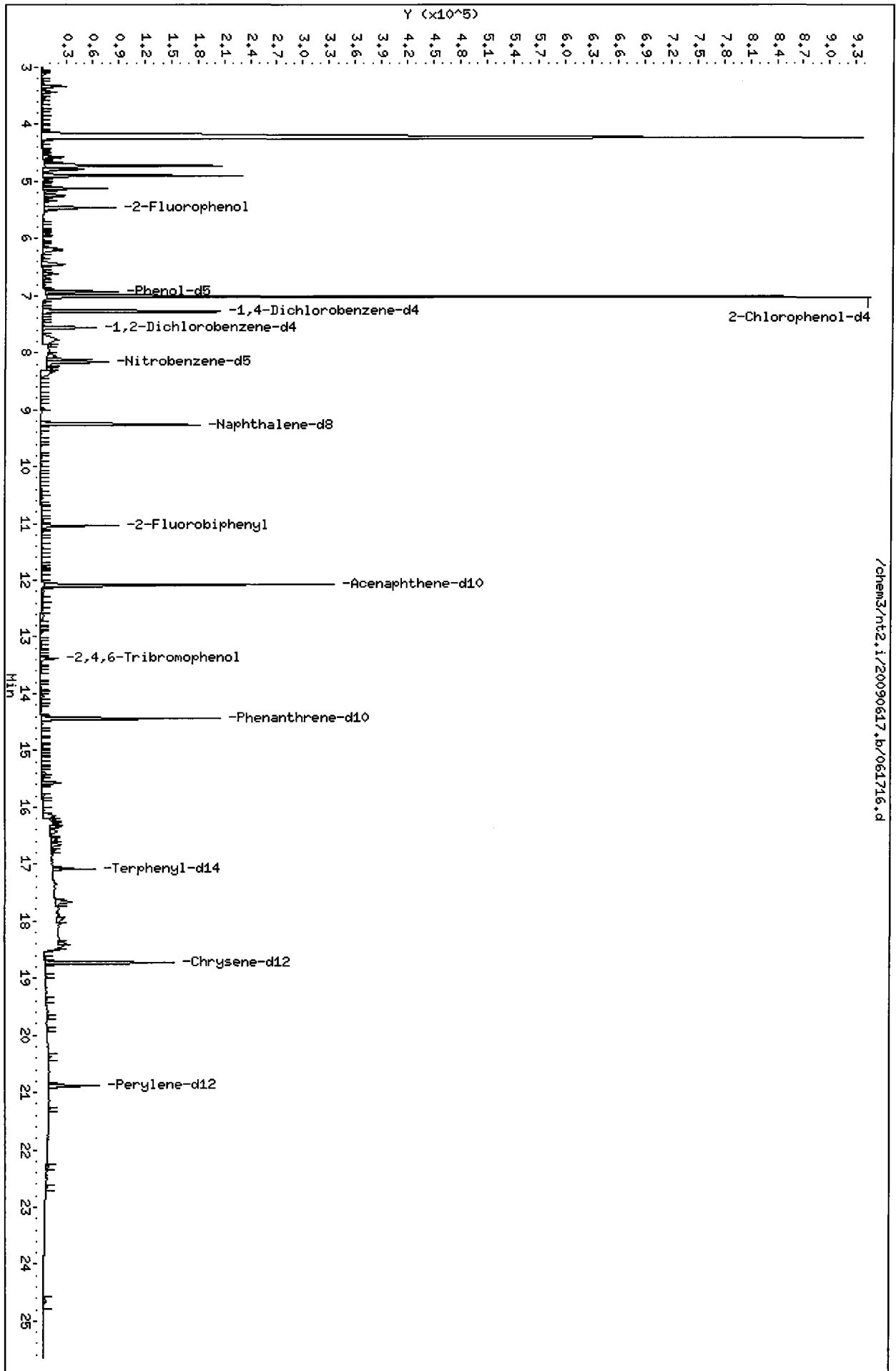
Client Name: ESC	Client SDG: PB44
Sample Matrix: SOLID	Fraction: SV
Lab Smp Id: PB44L	Client Smp ID: 3SED7-C
Level: LOW	Operator: VTS
Data Type: MS DATA	SampleType: SAMPLE
SpikeList File: wind.spk	Quant Type: ISTD
Sublist File: wind.sub	
Method File: /chem3/nt2.i/20090617.b/SIMABN.m	
Misc Info: 09-12798	

SURROGATE COMPOUND	CONC ADDED ug/kg	CONC RECOVERED ug/kg	% RECOVERED	LIMITS
\$ 1 2-Fluorophenol	227.3	165.7	72.90	30-160
\$ 2 Phenol-d5	227.3	159.2	70.02	30-160
\$ 5 2-Chlorophenol-d4	227.3	173.8	76.46	30-160
\$ 10 1,2-Dichlorobenzen	151.6	95.88	63.26	30-160
\$ 18 Nitrobenzene-d5	151.6	117.7	77.65	30-160
\$ 36 2-Fluorobiphenyl	151.6	123.0	81.16	30-160
\$ 55 2,4,6-Tribromophen	227.3	238.3	104.83	30-160
\$ 66 Terphenyl-d14	151.6	180.5	119.08	30-160

Data File: /chem3/nt2.i/20090617.b/061716.d
Date: 17-JUN-2009 21:49
Client ID: 3SED7-C
Sample Info: PB44L3
Volume Injected (uL): 2.0
Column phase: ZB-5

Instrument: nt2.i
Operator: VTS
Column diameter: 0.32

/chem3/nt2.i/20090617.b/061716.d



ORGANICS ANALYSIS DATA SHEET

Semivolatiles by Selected Ion Monitoring GC/MS

Sample ID: 3SED9-A

Page 1 of 1

SAMPLE

Lab Sample ID: PB44M

QC Report No: PB44-ENVIRONMENTAL SCIENCE CORP.

LIMS ID: 09-12799

Project: JELD-WEN NORD DOOR

Matrix: Sediment

Event: NA

Data Release Authorized: 

Date Sampled: 06/04/09

Reported: 06/19/09

Date Received: 06/04/09

Date Extracted: 06/09/09

Sample Amount: 16.1 g-dry-wt

Date Analyzed: 06/16/09 22:17

Final Extract Volume: 1.0 mL

Instrument/Analyst: NT2/PK

Dilution Factor: 1.00

GPC Cleanup: Yes

Percent Moisture: 54.0%

Silica Gel Cleanup: No

Alumina Cleanup: No

CAS Number	Analyte	RL	Result
53-70-3	Dibenz (a, h) anthracene	6.2	19
106-46-7	1,4-Dichlorobenzene	6.2	< 6.2 U
120-82-1	1,2,4-Trichlorobenzene	6.2	< 6.2 U
118-74-1	Hexachlorobenzene	6.2	< 6.2 U
87-68-3	Hexachlorobutadiene	6.2	< 6.2 U
131-11-3	Dimethylphthalate	16	24
85-68-7	Butylbenzylphthalate	16	51
95-48-7	2-Methylphenol	6.2	< 6.2 U
105-67-9	2,4-Dimethylphenol	6.2	< 6.2 U
86-30-6	N-Nitrosodiphenylamine	6.2	< 6.2 U
100-51-6	Benzyl Alcohol	31	< 31 U
87-86-5	Pentachlorophenol	31	< 31 U
95-50-1	1,2-Dichlorobenzene	6.2	< 6.2 U
541-73-1	1,3-Dichlorobenzene	6.2	< 6.2 U

Reported in µg/kg (ppb)

SIM Semivolatile Surrogate Recovery

2-Fluorobiphenyl	82.4%	d5-Phenol	76.8%
2-Fluorophenol	73.1%	d4-2-Chlorophenol	98.1%
d4-1,2-Dichlorobenzene	56.8%	d5-Nitrobenzene	93.2%
2,4,6-Tribromophenol	98.9%	d14-p-Terphenyl	180%

Analytical Resources, Inc.

Semivolatile Report SW846 Method 8270D

Data file : /chem3/nt2.i/20090616.b/061620.d
 Lab Smp Id: PB44M Client Smp ID: 3SED9-A
 Inj Date : 16-JUN-2009 22:17
 Operator : VTS Inst ID: nt2.i
 Smp Info : PB44M
 Misc Info : 09-12799
 Comment :
 Method : /chem3/nt2.i/20090616.b/SIMABN.m
 Meth Date : 16-Jun-2009 11:34 peter Quant Type: ISTD
 Cal Date : 11-MAY-2009 13:57 Cal File: ic051104.d
 Als bottle: 17
 Dil Factor: 1.00000
 Integrator: HP RTE Compound Sublist: wind.sub
 Target Version: 3.50
 Processing Host: cserv3

Concentration Formula: $Amt * DF * Vt / (Ws * (100 - M) / 100) * CpndVariable$

Name	Value	Description
DF	1.00000	Dilution Factor
Vt	1000.00000	Volume of final extract (uL)
Ws	35.00000	Weight of sample extracted (g)
M	54.00000	% Moisture

Cpnd Variable

Local Compound Variable

Compounds	QUANT SIG	RT	EXP RT	REL RT	RESPONSE	CONCENTRATIONS	
						ON-COLUMN (ug/mL)	FINAL (ug/kg)
\$ 1 2-Fluorophenol	112	5.575	5.527	(0.755)	211525	2.73966	170.2
\$ 2 Phenol-d5	99	7.064	6.961	(0.957)	294347	2.87913	178.8
3 Phenol	94	7.076	6.972	(0.958)	36622	0.26860	16.68 (H)
\$ 5 2-Chlorophenol-d4	132	7.111	7.076	(0.963)	253115	3.68412	228.8
7 1,3-Dichlorobenzene	146	Compound Not Detected.					
* 8 1,4-Dichlorobenzene-d4	152	7.385	7.368	(1.000)	129231	2.00000	
9 1,4-Dichlorobenzene	146	Compound Not Detected.					
\$ 10 1,2-Dichlorobenzene-d4	152	7.662	7.645	(1.037)	69712	1.41987	88.19
11 Benzyl alcohol	79	Compound Not Detected.					
12 1,2-Dichlorobenzene	146	Compound Not Detected.					
13 2-Methylphenol	108	Compound Not Detected.					
15 4-Methylphenol	108	8.126	8.096	(1.100)	16509	0.19582	12.16
16 N-Nitroso-di-n-propylamine	70	Compound Not Detected.					
\$ 18 Nitrobenzene-d5	82	8.265	8.250	(0.885)	233728	2.32520	144.4
22 2,4-Dimethylphenol	107	Compound Not Detected.					

Compounds	QUANT SIG MASS	RT	EXP RT	REL RT	RESPONSE	CONCENTRATIONS	
						ON-COLUMN (ug/mL)	FINAL (ug/kg)
26 1,2,4-Trichlorobenzene	180						
* 27 Naphthalene-d8	136	9.343	9.343	(1.000)	370298	2.00000	
30 Hexachlorobutadiene	225						
\$ 36 2-Fluorobiphenyl	172	11.145	11.128	(0.915)	288052	2.05596	127.7
39 Dimethylphthalate	163	11.889	11.855	(0.976)	56165	0.38235	23.75
* 42 Acenaphthene-d10	162	12.183	12.166	(1.000)	196390	2.00000	
50 Diethylphthalate	149	13.020	13.008	(1.069)	13600	0.09084	5.642
54 N-Nitrosodiphenylamine	169						
\$ 55 2,4,6-Tribromophenol	330	13.483	13.460	(0.927)	63955	3.70626	230.2
57 Hexachlorobenzene	284						
58 Pentachlorophenol	266	14.437	14.360	(0.993)	11069	0.45083	28.00
* 59 Phenanthrene-d10	188	14.545	14.529	(1.000)	365043	2.00000	
\$ 66 Terphenyl-d14	244	17.190	17.167	(0.912)	176063	4.50328	279.7 (R)
67 Butylbenzylphthalate	149	18.069	18.046	(0.959)	40121	0.82066	50.97
* 69 Chrysene-d12	240	18.845	18.814	(1.000)	125684	2.00000	
* 77 Perylene-d12	264	20.999	20.953	(1.000)	46320	2.00000	
79 Dibenzo(a,h)anthracene	278	22.430	22.400	(1.068)	6624	0.30788	19.12
90 N-Nitrosodimethylamine	74						

QC Flag Legend

R - Spike/Surrogate failed recovery limits.
 H - Operator selected an alternate compound hit.

Analytical Resources, Inc.

INTERNAL STANDARD COMPOUNDS
 AREA AND RT SUMMARY

Instrument ID: nt2.i
 Lab File ID: 061620.d
 Lab Smp Id: PB44M
 Analysis Type: SV
 Quant Type: ISTD
 Operator: VTS
 Method File: /chem3/nt2.i/20090616.b/SIMABN.m
 Misc Info: 09-12799

Calibration Date: 16-JUN-2009
 Calibration Time: 10:48
 Client Smp ID: 3SED9-A
 Level: LOW
 Sample Type: Sediment

Test Mode:
 Use Initial Calibration Level 4.

COMPOUND	STANDARD	AREA LIMIT		SAMPLE	%DIFF
		LOWER	UPPER		
8 1,4-Dichlorobenze	119785	59892	239570	129231	7.89
27 Naphthalene-d8	372217	186108	744434	370298	-0.52
42 Acenaphthene-d10	182713	91356	365426	196390	7.49
59 Phenanthrene-d10	286879	143440	573758	365043	27.25
69 Chrysene-d12	251912	125956	503824	125684	-50.11 <-
77 Perylene-d12	231524	115762	463048	46320	-79.09 <-

COMPOUND	STANDARD	RT LIMIT		SAMPLE	%DIFF
		LOWER	UPPER		
8 1,4-Dichlorobenze	7.37	6.87	7.87	7.39	0.24
27 Naphthalene-d8	9.34	8.84	9.84	9.34	0.00
42 Acenaphthene-d10	12.17	11.67	12.67	12.18	0.14
59 Phenanthrene-d10	14.53	14.03	15.03	14.54	0.11
69 Chrysene-d12	18.81	18.31	19.31	18.84	0.16
77 Perylene-d12	20.95	20.45	21.45	21.00	0.22

AREA UPPER LIMIT = +100% of internal standard area.
 AREA LOWER LIMIT = - 50% of internal standard area.
 RT UPPER LIMIT = + 0.50 minutes of internal standard RT.
 RT LOWER LIMIT = - 0.50 minutes of internal standard RT.

Analytical Resources, Inc.

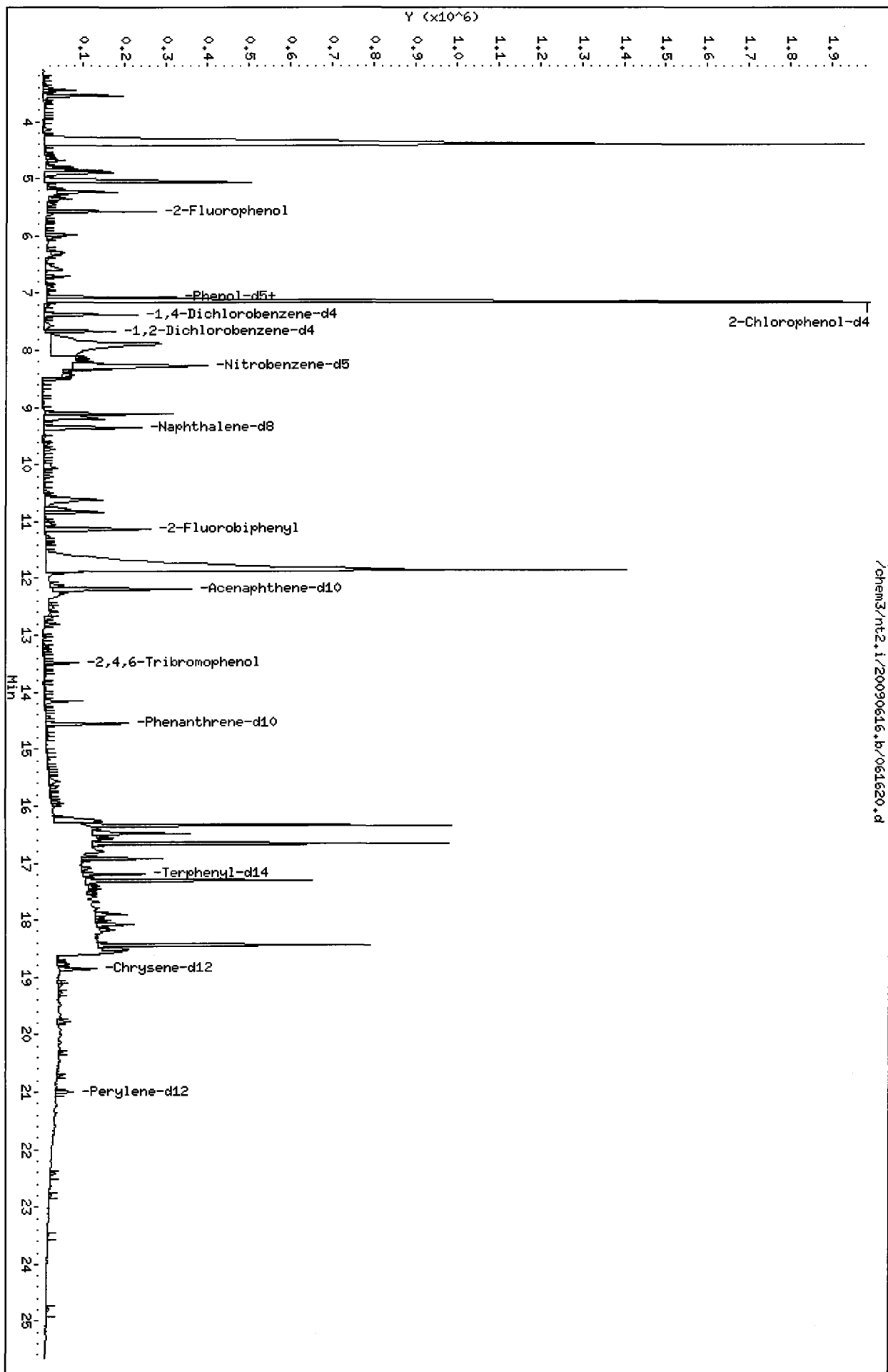
RECOVERY REPORT

Client Name: ESC Client SDG: PB44
 Sample Matrix: SOLID Fraction: SV
 Lab Smp Id: PB44M Client Smp ID: 3SED9-A
 Level: LOW Operator: VTS
 Data Type: MS DATA SampleType: SAMPLE
 SpikeList File: wind.spk Quant Type: ISTD
 Sublist File: wind.sub
 Method File: /chem3/nt2.i/20090616.b/SIMABN.m
 Misc Info: 09-12799

SURROGATE COMPOUND	CONC ADDED ug/kg	CONC RECOVERED ug/kg	% RECOVERED	LIMITS
\$ 1 2-Fluorophenol	232.9	170.2	73.06	30-160
\$ 2 Phenol-d5	232.9	178.8	76.78	30-160
\$ 5 2-Chlorophenol-d4	232.9	228.8	98.24	30-160
\$ 10 1,2-Dichlorobenzen	155.3	88.19	56.79	30-160
\$ 18 Nitrobenzene-d5	155.3	144.4	93.01	30-160
\$ 36 2-Fluorobiphenyl	155.3	127.7	82.24	30-160
\$ 55 2,4,6-Tribromophen	232.9	230.2	98.83	30-160
\$ 66 Terphenyl-d14	155.3	279.7	180.13*	30-160

Data File: /chem3/nt2.i/20090616.b/061620.d
Date: 16-JUN-2009 22:17
Client ID: 3SED9-4
Sample Info: PB44H
Volume Injected (uL): 2.0
Column phase: ZB-5

Instrument: nt2.i
Operator: VTS
Column diameter: 0.32



Date : 16-JUN-2009 22:17

Client ID: 3SED9-A

Instrument: nt2.i

Sample Info: PB44M

Volume Injected (uL): 2.0

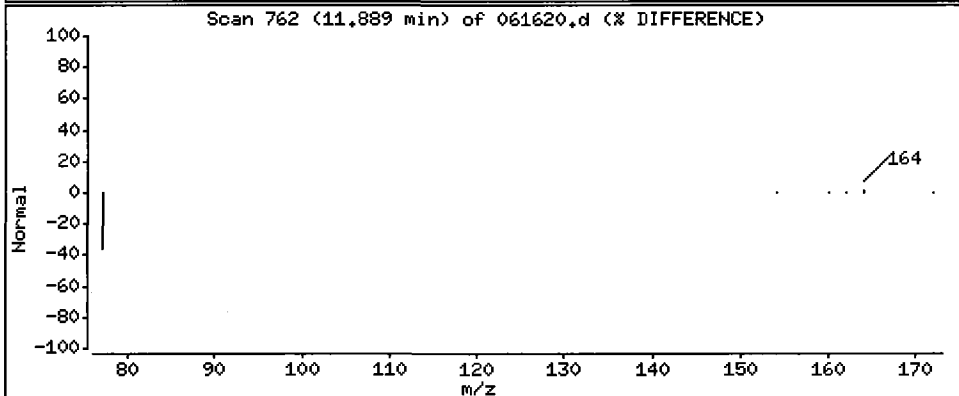
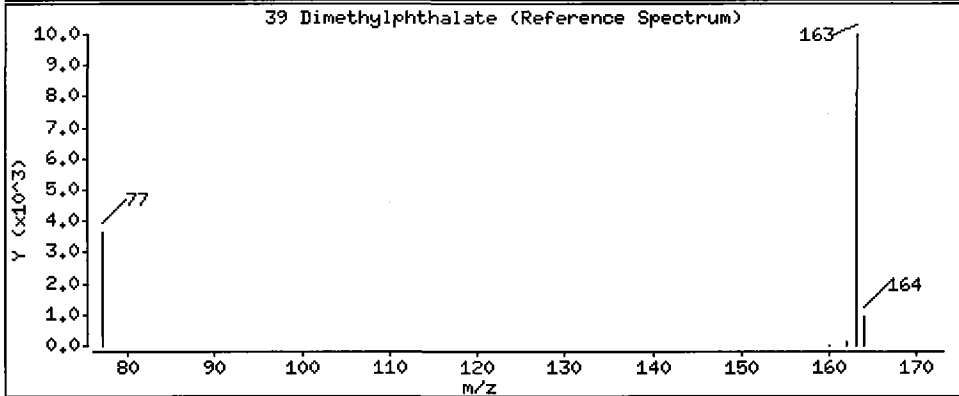
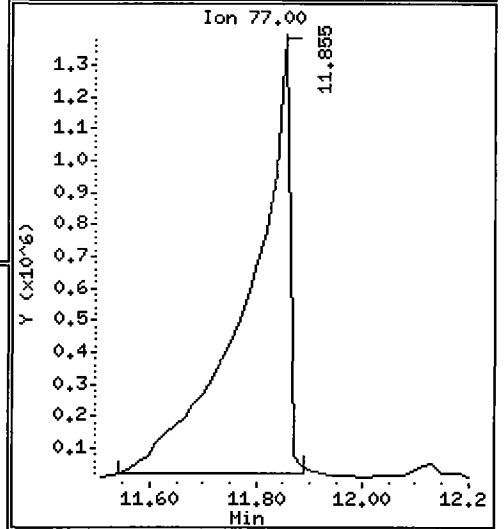
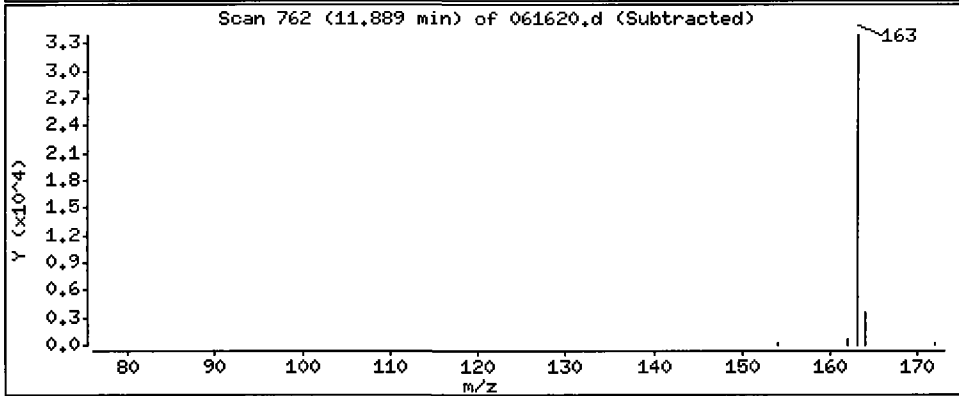
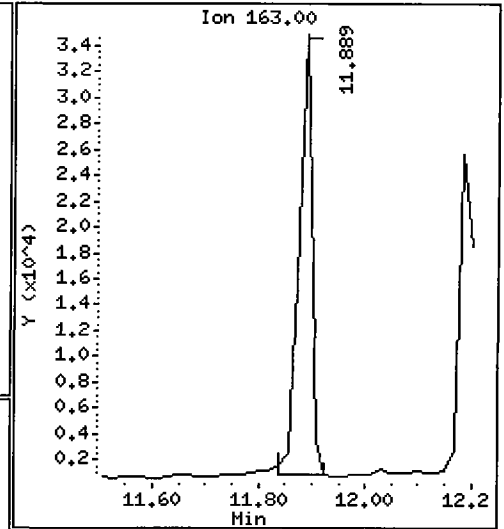
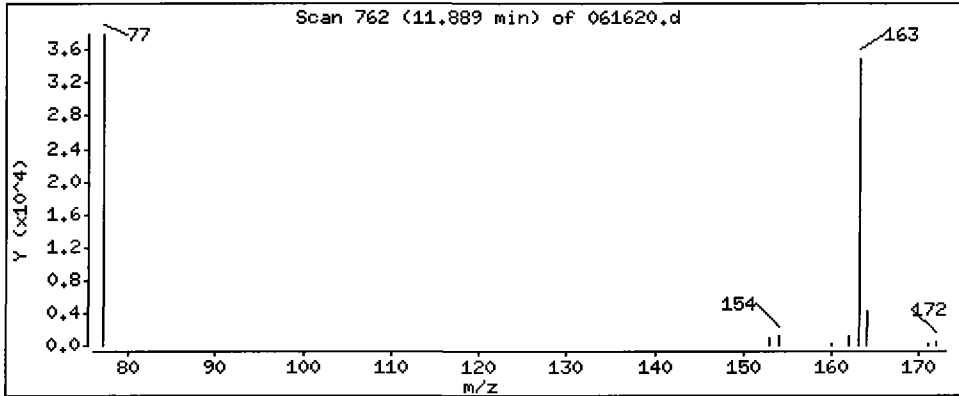
Operator: VTS

Column phase: ZB-5

Column diameter: 0.32

39 Dimethylphthalate

Concentration: 23.75 ug/kg



Date : 16-JUN-2009 22:17

Client ID: 3SED9-A

Instrument: nt2.i

Sample Info: PB44M

Volume Injected (uL): 2.0

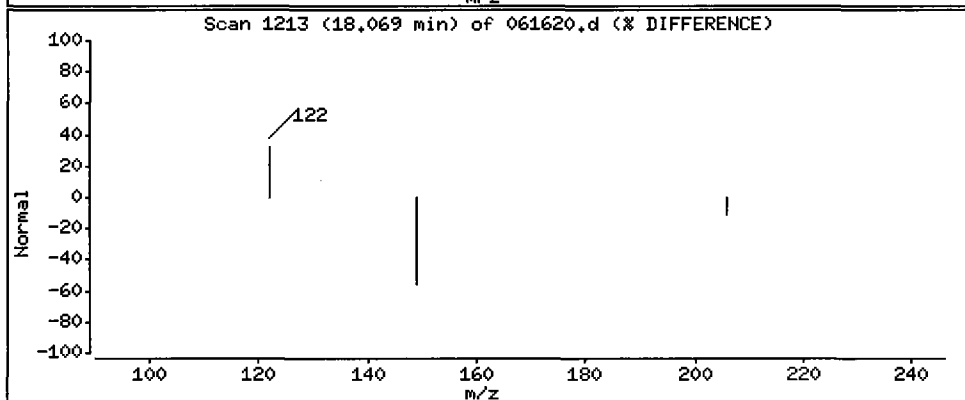
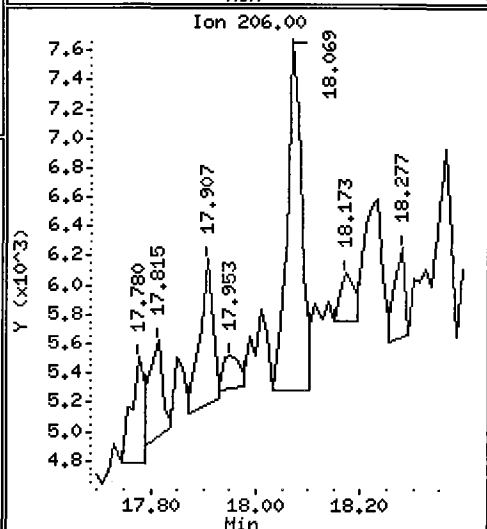
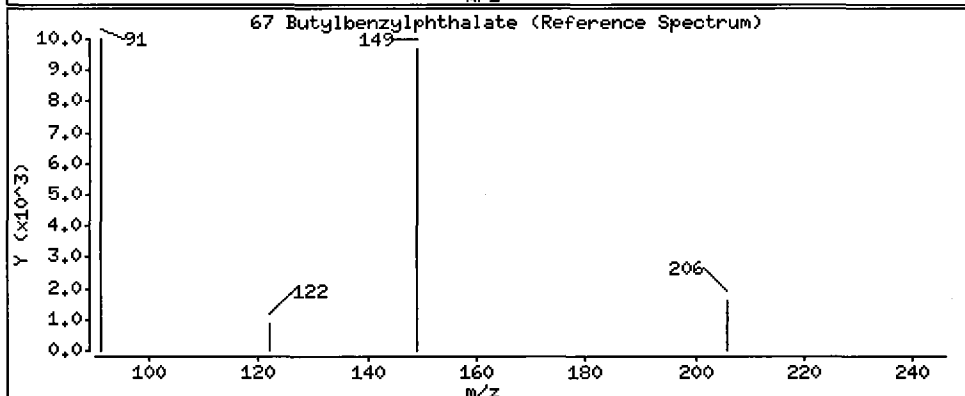
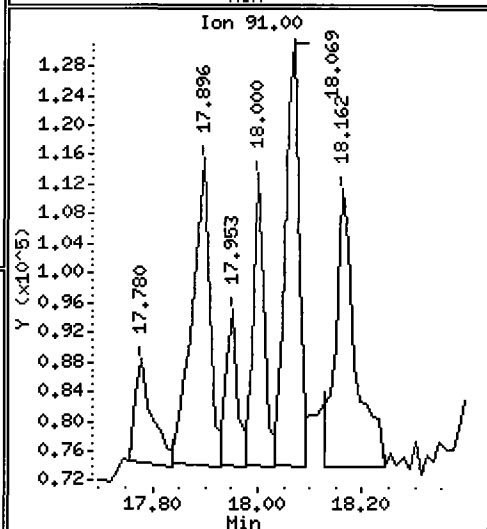
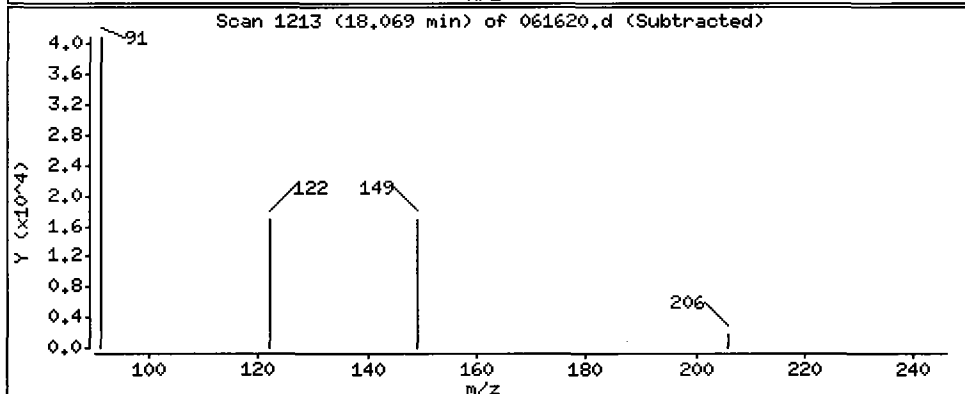
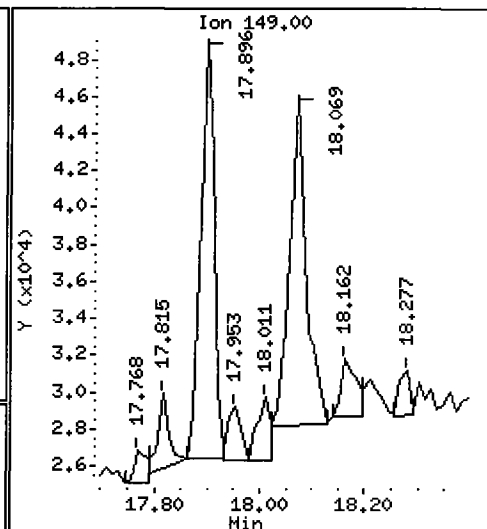
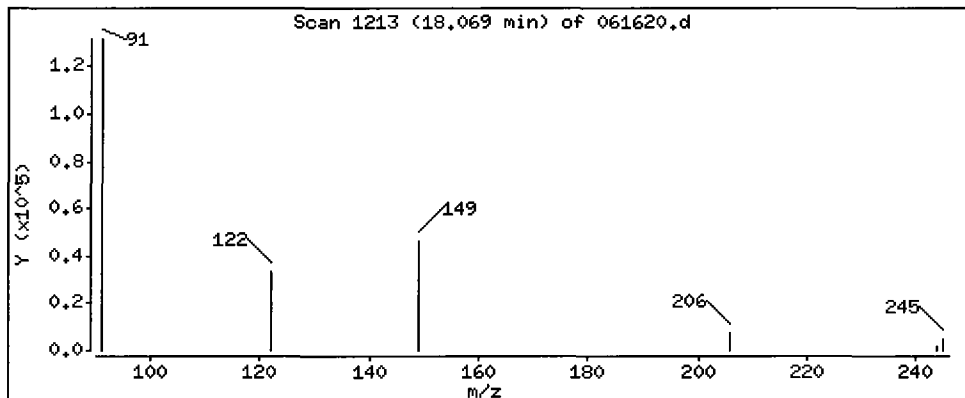
Operator: VTS

Column phase: ZB-5

Column diameter: 0.32

67 Butylbenzylphthalate

Concentration: 50.97 ug/kg



Date : 16-JUN-2009 22:17

Client ID: 3SED9-A

Instrument: nt2.i

Sample Info: PB44H

Volume Injected (uL): 2.0

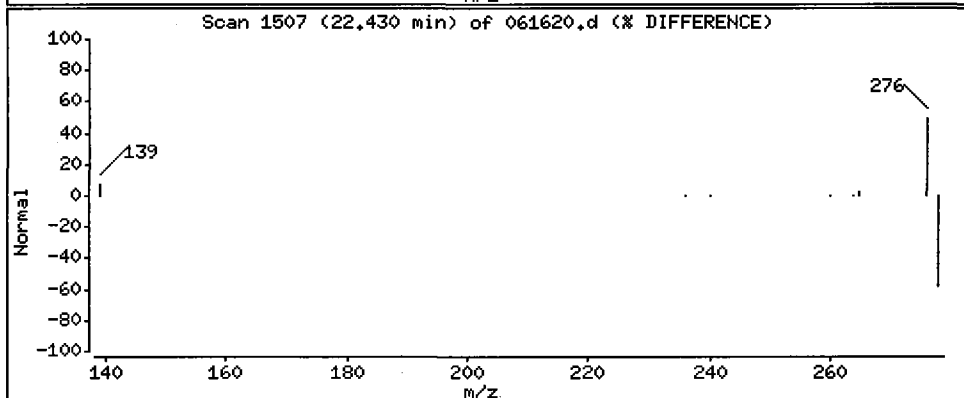
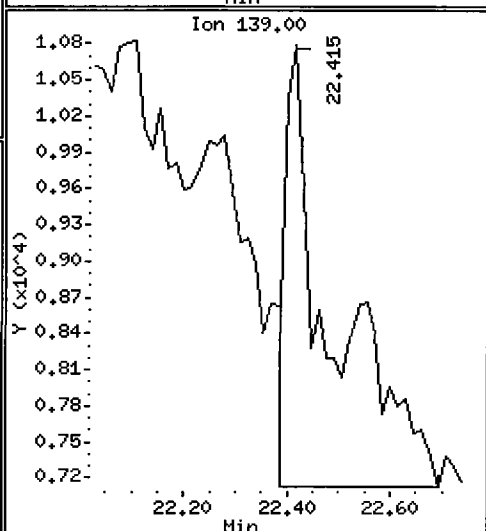
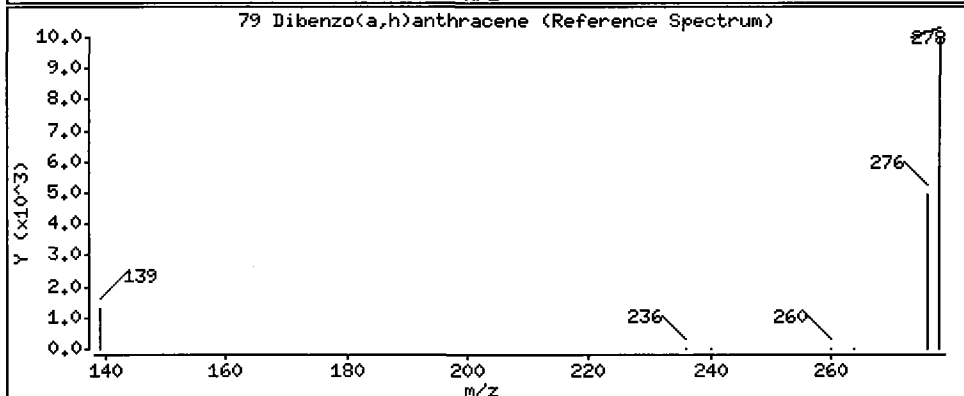
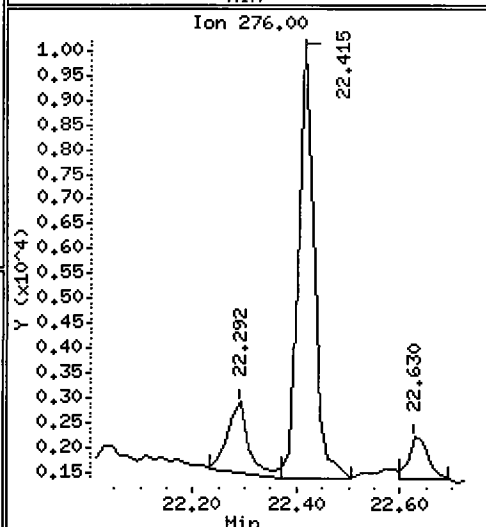
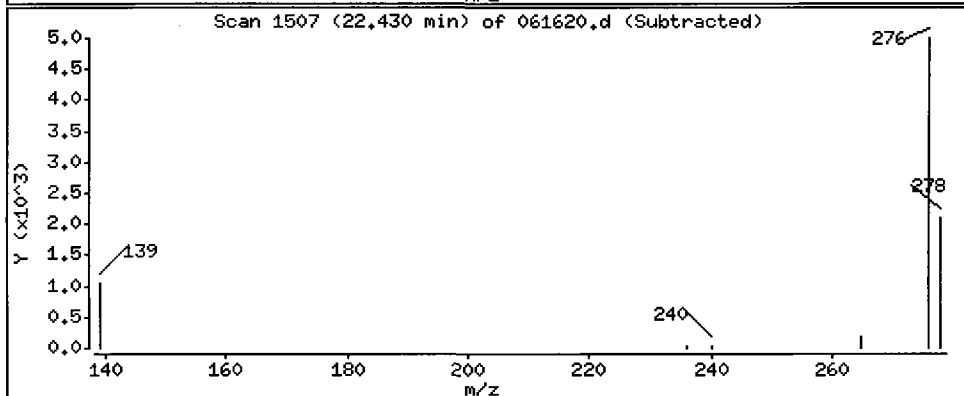
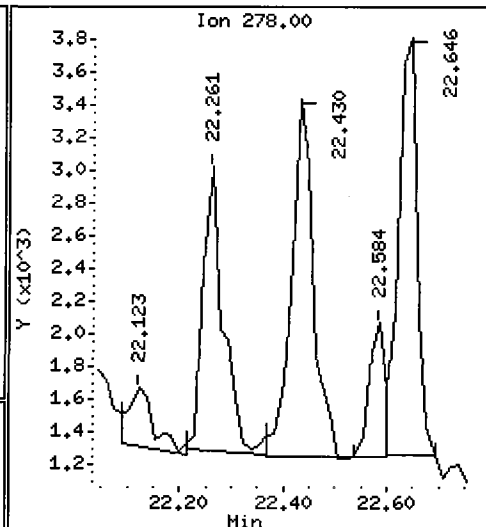
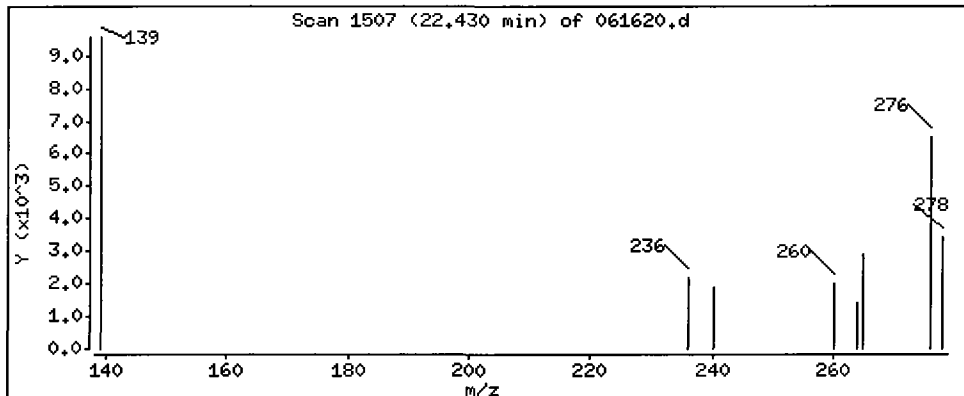
Operator: VTS

Column phase: ZB-5

Column diameter: 0.32

79 Dibenzo(a,h)anthracene

Concentration: 19.12 ug/kg



ORGANICS ANALYSIS DATA SHEET

Semivolatiles by Selected Ion Monitoring GC/MS

Sample ID: 3SED9-A

Page 1 of 1

DILUTION

Lab Sample ID: PB44M

QC Report No: PB44-ENVIRONMENTAL SCIENCE CORP.

LIMS ID: 09-12799

Project: JELD-WEN NORD DOOR

Matrix: Sediment

Event: NA

Data Release Authorized: *SB*

Date Sampled: 06/04/09

Reported: 06/19/09

Date Received: 06/04/09

Date Extracted: 06/09/09

Sample Amount: 16.1 g-dry-wt

Date Analyzed: 06/17/09 22:23

Final Extract Volume: 1.0 mL

Instrument/Analyst: NT2/PK

Dilution Factor: 3.00

GPC Cleanup: Yes

Percent Moisture: 54.0%

Silica Gel Cleanup: No

Alumina Cleanup: No

CAS Number	Analyte	RL	Result
53-70-3	Dibenz (a, h) anthracene	19	< 19 U
106-46-7	1,4-Dichlorobenzene	19	< 19 U
120-82-1	1,2,4-Trichlorobenzene	19	< 19 U
118-74-1	Hexachlorobenzene	19	< 19 U
87-68-3	Hexachlorobutadiene	19	< 19 U
131-11-3	Dimethylphthalate	47	< 47 U
85-68-7	Butylbenzylphthalate	47	< 47 U
95-48-7	2-Methylphenol	19	< 19 U
105-67-9	2,4-Dimethylphenol	19	< 19 U
86-30-6	N-Nitrosodiphenylamine	19	< 19 U
100-51-6	Benzyl Alcohol	93	< 93 U
87-86-5	Pentachlorophenol	93	< 93 U
95-50-1	1,2-Dichlorobenzene	19	< 19 U
541-73-1	1,3-Dichlorobenzene	19	< 19 U

Reported in µg/kg (ppb)

SIM Semivolatile Surrogate Recovery

2-Fluorobiphenyl	79.2%	d5-Phenol	69.6%
2-Fluorophenol	68.8%	d4-2-Chlorophenol	74.4%
d4-1,2-Dichlorobenzene	54.0%	d5-Nitrobenzene	91.2%
2,4,6-Tribromophenol	92.0%	d14-p-Terphenyl	128%

Analytical Resources, Inc.

Semivolatile Report SW846 Method 8270D
 Data file : /chem3/nt2.i/20090617.b/061717.d
 Lab Smp Id: PB44M Client Smp ID: 3SED9-A
 Inj Date : 17-JUN-2009 22:23
 Operator : VTS Inst ID: nt2.i
 Smp Info : PB44M,3
 Misc Info : 09-12799
 Comment :
 Method : /chem3/nt2.i/20090617.b/SIMABN.m
 Meth Date : 18-Jun-2009 14:45 peter Quant Type: ISTD
 Cal Date : 11-MAY-2009 13:57 Cal File: ic051104.d
 Als bottle: 17
 Dil Factor: 3.00000
 Integrator: HP RTE Compound Sublist: wind.sub
 Target Version: 3.50
 Processing Host: cserv3

Concentration Formula: Amt * DF * Vt / (Ws * (100 - M) / 100) * CpndVariable

Name	Value	Description
DF	3.00000	Dilution Factor
Vt	1000.00000	Volume of final extract (uL)
Ws	35.00000	Weight of sample extracted (g)
M	54.00000	% Moisture

Cpnd Variable

Local Compound Variable

Compounds	QUANT SIG	RT	EXP RT	REL RT	RESPONSE	CONCENTRATIONS	
						ON-COLUMN (ug/mL)	FINAL (ug/kg)
\$ 1 2-Fluorophenol	112	5.453	5.445	(0.749)	69242	0.85713	159.7
\$ 2 Phenol-d5	99	6.935	6.888	(0.952)	93185	0.87114	162.3
3 Phenol	94	6.947	6.899	(0.954)	13151	0.09218	17.18
\$ 5 2-Chlorophenol-d4	132	7.004	6.992	(0.962)	67029	0.93244	173.7
7 1,3-Dichlorobenzene	146	Compound Not Detected.					
* 8 1,4-Dichlorobenzene-d4	152	7.284	7.284	(1.000)	135215	2.00000	
9 1,4-Dichlorobenzene	146	Compound Not Detected.					
\$ 10 1,2-Dichlorobenzene-d4	152	7.561	7.561	(1.038)	23116	0.44998	83.85
11 Benzyl alcohol	79	Compound Not Detected.					
12 1,2-Dichlorobenzene	146	Compound Not Detected.					
13 2-Methylphenol	108	Compound Not Detected.					
15 4-Methylphenol	108	8.042	8.027	(1.104)	4855	0.05504	10.26 (M)
16 N-Nitroso-di-n-propylamine	70	Compound Not Detected.					
\$ 18 Nitrobenzene-d5	82	8.165	8.165	(0.882)	77813	0.75636	140.9
22 2,4-Dimethylphenol	107	Compound Not Detected.					

Compounds	QUANT SIG	RT	EXP RT	REL RT	RESPONSE	CONCENTRATIONS	
						ON-COLUMN (ug/mL)	FINAL (ug/kg)
26 1,2,4-Trichlorobenzene	180						
* 27 Naphthalene-d8	136	9.263	9.263	(1.000)	378986	2.00000	
30 Hexachlorobutadiene	225						
\$ 36 2-Fluorobiphenyl	172	11.045	11.046	(0.914)	94782	0.65548	122.1
39 Dimethylphthalate	163	11.789	11.773	(0.976)	18237	0.12029	22.41
* 42 Acenaphthene-d10	162	12.083	12.084	(1.000)	202688	2.00000	
50 Diethylphthalate	149						
54 N-Nitrosodiphenylamine	169						
\$ 55 2,4,6-Tribromophenol	330	13.380	13.380	(0.926)	20539	1.14693	213.7
57 Hexachlorobenzene	284						
58 Pentachlorophenol	266	14.307	14.291	(0.990)	3519	0.13811	25.73
* 59 Phenanthrene-d10	188	14.445	14.445	(1.000)	378832	2.00000	
\$ 66 Terphenyl-d14	244	17.089	17.090	(0.912)	65723	1.07391	200.1
67 Butylbenzylphthalate	149	17.968	17.970	(0.959)	16155	0.21110	39.34
* 69 Chrysene-d12	240	18.744	18.730	(1.000)	196739	2.00000	
* 77 Perylene-d12	264	20.899	20.869	(1.000)	75001	2.00000	
79 Dibenzo(a,h)anthracene	278	22.330	22.301	(1.068)	2454	0.07044	13.13 (M)
90 N-Nitrosodimethylamine	74						

QC Flag Legend

M - Compound response manually integrated.

Analytical Resources, Inc.

INTERNAL STANDARD COMPOUNDS
 AREA AND RT SUMMARY

Instrument ID: nt2.i
 Lab File ID: 061717.d
 Lab Smp Id: PB44M
 Analysis Type: SV
 Quant Type: ISTD
 Operator: VTS
 Method File: /chem3/nt2.i/20090617.b/SIMABN.m
 Misc Info: 09-12799

Calibration Date: 17-JUN-2009
 Calibration Time: 12:11
 Client Smp ID: 3SED9-A
 Level: LOW
 Sample Type: Sediment

Test Mode:
 Use Initial Calibration Level 4.

COMPOUND	STANDARD	AREA LIMIT		SAMPLE	%DIFF
		LOWER	UPPER		
8 1,4-Dichlorobenze	119785	59892	239570	135215	12.88
27 Naphthalene-d8	372217	186108	744434	378986	1.82
42 Acenaphthene-d10	182713	91356	365426	202688	10.93
59 Phenanthrene-d10	286879	143440	573758	378832	32.05
69 Chrysene-d12	251912	125956	503824	196739	-21.90
77 Perylene-d12	231524	115762	463048	75001	-67.61

<-

COMPOUND	STANDARD	RT LIMIT		SAMPLE	%DIFF
		LOWER	UPPER		
8 1,4-Dichlorobenze	7.28	6.78	7.78	7.28	0.00
27 Naphthalene-d8	9.26	8.76	9.76	9.26	0.01
42 Acenaphthene-d10	12.08	11.58	12.58	12.08	-0.01
59 Phenanthrene-d10	14.45	13.95	14.95	14.45	0.00
69 Chrysene-d12	18.73	18.23	19.23	18.74	0.07
77 Perylene-d12	20.87	20.37	21.37	20.90	0.14

AREA UPPER LIMIT = +100% of internal standard area.
 AREA LOWER LIMIT = - 50% of internal standard area.
 RT UPPER LIMIT = + 0.50 minutes of internal standard RT.
 RT LOWER LIMIT = - 0.50 minutes of internal standard RT.

Analytical Resources, Inc.

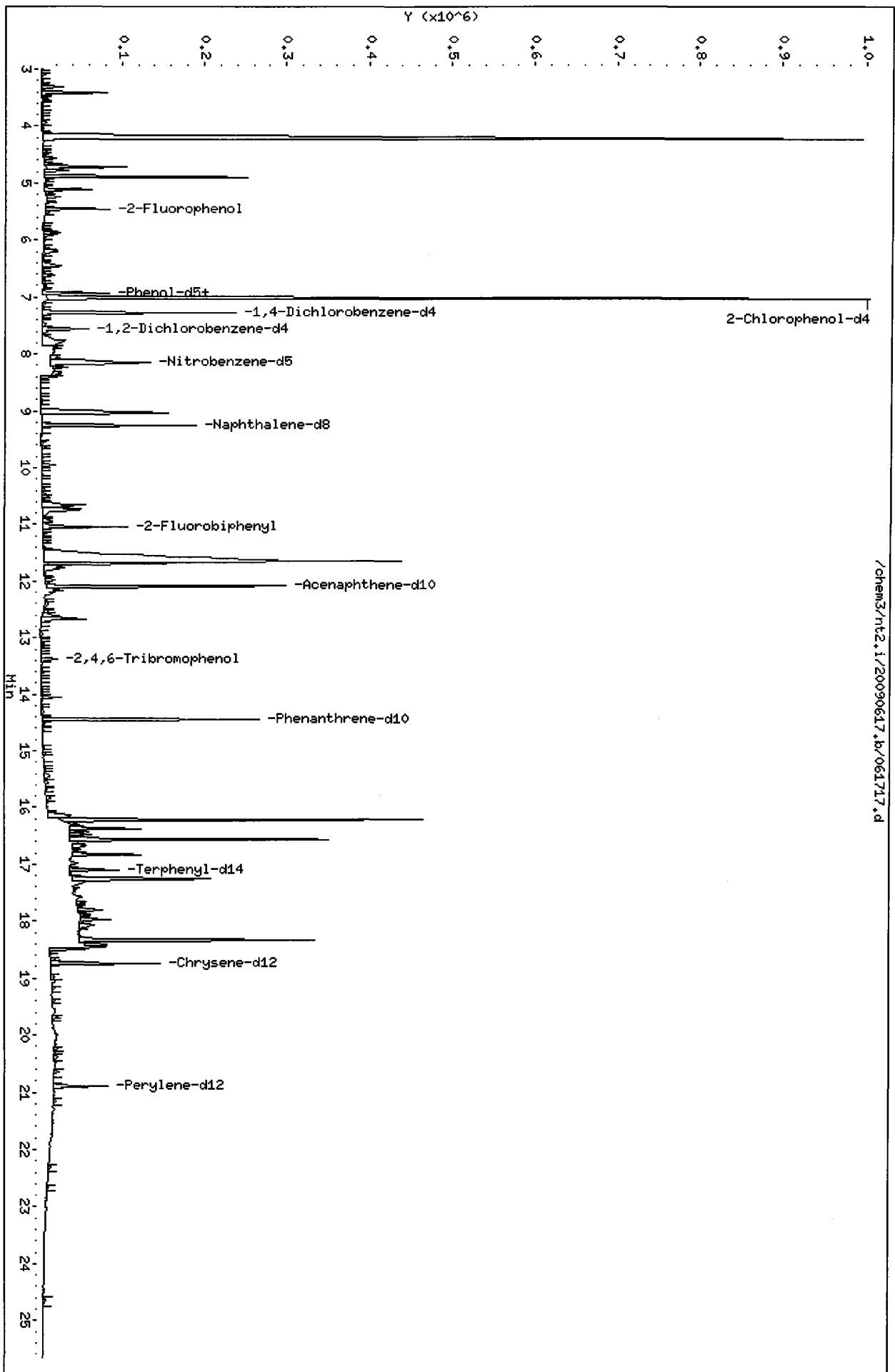
RECOVERY REPORT

Client Name: ESC Client SDG: PB44
Sample Matrix: SOLID Fraction: SV
Lab Smp Id: PB44M Client Smp ID: 3SED9-A
Level: LOW Operator: VTS
Data Type: MS DATA SampleType: SAMPLE
SpikeList File: wind.spk Quant Type: ISTD
Sublist File: wind.sub
Method File: /chem3/nt2.i/20090617.b/SIMABN.m
Misc Info: 09-12799

SURROGATE COMPOUND	CONC ADDED ug/kg	CONC RECOVERED ug/kg	% RECOVERED	LIMITS
\$ 1 2-Fluorophenol	232.9	159.7	68.57	30-160
\$ 2 Phenol-d5	232.9	162.3	69.69	30-160
\$ 5 2-Chlorophenol-d4	232.9	173.7	74.60	30-160
\$ 10 1,2-Dichlorobenzen	155.3	83.85	54.00	30-160
\$ 18 Nitrobenzene-d5	155.3	140.9	90.76	30-160
\$ 36 2-Fluorobiphenyl	155.3	122.1	78.66	30-160
\$ 55 2,4,6-Tribromophen	232.9	213.7	91.75	30-160
\$ 66 Terphenyl-d14	155.3	200.1	128.87	30-160

Data File: /chem3/nt2.i/20090617.b/061717.d
Date: 17-JUN-2009 22:23
Client ID: SSED9-A
Sample Info: PB44H,3
Volume Injected (ul): 2.0
Column phase: ZB-5

Instrument: nt2.i
Operator: VTS
Column diameter: 0.32



/chem3/nt2.i/20090617.b/061717.d

ORGANICS ANALYSIS DATA SHEET

Semivolatiles by Selected Ion Monitoring GC/MS

Sample ID: 3SED9-B

Page 1 of 1

SAMPLE

Lab Sample ID: PB44N

QC Report No: PB44-ENVIRONMENTAL SCIENCE CORP.

LIMS ID: 09-12800

Project: JELD-WEN NORD DOOR

Matrix: Sediment

Event: NA

Data Release Authorized: *AB*

Date Sampled: 06/04/09

Reported: 06/19/09

Date Received: 06/04/09

Date Extracted: 06/09/09

Sample Amount: 16.5 g-dry-wt

Date Analyzed: 06/16/09 22:52

Final Extract Volume: 1.0 mL

Instrument/Analyst: NT2/PK

Dilution Factor: 1.00

GPC Cleanup: Yes

Percent Moisture: 48.2%

Silica Gel Cleanup: No

Alumina Cleanup: No

CAS Number	Analyte	RL	Result
53-70-3	Dibenz (a, h) anthracene	6.1	19
106-46-7	1,4-Dichlorobenzene	6.1	< 6.1 U
120-82-1	1,2,4-Trichlorobenzene	6.1	< 6.1 U
118-74-1	Hexachlorobenzene	6.1	< 6.1 U
87-68-3	Hexachlorobutadiene	6.1	< 6.1 U
131-11-3	Dimethylphthalate	15	< 15 U
85-68-7	Butylbenzylphthalate	15	48
95-48-7	2-Methylphenol	6.1	< 6.1 U
105-67-9	2,4-Dimethylphenol	6.1	< 6.1 U
86-30-6	N-Nitrosodiphenylamine	6.1	< 6.1 U
100-51-6	Benzyl Alcohol	30	< 30 U
87-86-5	Pentachlorophenol	30	42
95-50-1	1,2-Dichlorobenzene	6.1	< 6.1 U
541-73-1	1,3-Dichlorobenzene	6.1	< 6.1 U

Reported in µg/kg (ppb)

SIM Semivolatile Surrogate Recovery

2-Fluorobiphenyl	74.8%	d5-Phenol	73.1%
2-Fluorophenol	70.7%	d4-2-Chlorophenol	95.7%
d4-1,2-Dichlorobenzene	58.8%	d5-Nitrobenzene	80.0%
2,4,6-Tribromophenol	92.5%	d14-p-Terphenyl	169%

Analytical Resources, Inc.

Semivolatiles Report SW846 Method 8270D

Data file : /chem3/nt2.i/20090616.b/061621.d
 Lab Smp Id: PB44N Client Smp ID: 3SED9-B
 Inj Date : 16-JUN-2009 22:52
 Operator : VTS Inst ID: nt2.i
 Smp Info : PB44N
 Misc Info : 09-12800
 Comment :
 Method : /chem3/nt2.i/20090616.b/SIMABN.m
 Meth Date : 16-Jun-2009 11:34 peter Quant Type: ISTD
 Cal Date : 11-MAY-2009 13:57 Cal File: ic051104.d
 Als bottle: 18
 Dil Factor: 1.00000
 Integrator: HP RTE Compound Sublist: wind.sub
 Target Version: 3.50
 Processing Host: cserv3

Concentration Formula: Amt * DF * Vt / (Ws * (100 - M) / 100) * CpndVariable

Name	Value	Description
DF	1.00000	Dilution Factor
Vt	1000.00000	Volume of final extract (uL)
Ws	31.90000	Weight of sample extracted (g)
M	48.20000	% Moisture

Cpnd Variable

Local Compound Variable

Compounds	QUANT SIG	RT	EXP RT	REL RT	RESPONSE	CONCENTRATIONS	
						ON-COLUMN (ug/mL)	FINAL (ug/kg)
\$ 1 2-Fluorophenol	112	5.583	5.527	(0.756)	208607	2.64748	160.2
\$ 2 Phenol-d5	99	7.065	6.961	(0.957)	286168	2.74278	166.0
3 Phenol	94	7.077	6.972	(0.958)	21275	0.15290	9.253 (H)
\$ 5 2-Chlorophenol-d4	132	7.111	7.076	(0.963)	251849	3.59190	217.4
7 1,3-Dichlorobenzene	146	Compound Not Detected.					
* 8 1,4-Dichlorobenzene-d4	152	7.384	7.368	(1.000)	131886	2.00000	
9 1,4-Dichlorobenzene	146	Compound Not Detected.					
\$ 10 1,2-Dichlorobenzene-d4	152	7.661	7.645	(1.037)	73507	1.46703	88.78
11 Benzyl alcohol	79	Compound Not Detected.					
12 1,2-Dichlorobenzene	146	Compound Not Detected.					
13 2-Methylphenol	108	Compound Not Detected.					
15 4-Methylphenol	108	8.127	8.096	(1.101)	18978	0.22057	13.35
16 N-Nitroso-di-n-propylamine	70	Compound Not Detected.					
\$ 18 Nitrobenzene-d5	82	8.265	8.250	(0.885)	207085	2.00301	121.2
22 2,4-Dimethylphenol	107	Compound Not Detected.					

Compounds	QUANT SIG		CONCENTRATIONS				
	MASS	RT	EXP RT	REL RT	RESPONSE	ON-COLUMN (ug/mL)	FINAL (ug/kg)
=====	===	==	=====	=====	=====	=====	=====
26 1,2,4-Trichlorobenzene	180		Compound Not Detected.				
* 27 Naphthalene-d8	136	9.344	9.343	(1.000)	380860	2.00000	
30 Hexachlorobutadiene	225		Compound Not Detected.				
\$ 36 2-Fluorobiphenyl	172	11.129	11.128	(0.913)	273845	1.86658	113.0
39 Dimethylphthalate	163	11.873	11.855	(0.974)	26235	0.17056	10.32
* 42 Acenaphthene-d10	162	12.184	12.166	(1.000)	205646	2.00000	
50 Diethylphthalate	149	13.009	13.008	(1.068)	10657	0.06798	4.114
54 N-Nitrosodiphenylamine	169		Compound Not Detected.				
\$ 55 2,4,6-Tribromophenol	330	13.472	13.460	(0.926)	60545	3.47253	210.1
57 Hexachlorobenzene	284		Compound Not Detected.				
58 Pentachlorophenol	266	14.376	14.360	(0.988)	17008	0.68558	41.49
* 59 Phenanthrene-d10	188	14.545	14.529	(1.000)	368840	2.00000	
\$ 66 Terphenyl-d14	244	17.189	17.167	(0.912)	175832	4.23115	256.1 (R)
67 Butylbenzylphthalate	149	18.068	18.046	(0.959)	41115	0.79121	47.88 (M)
* 69 Chrysene-d12	240	18.844	18.814	(1.000)	133592	2.00000	
* 77 Perylene-d12	264	20.999	20.953	(1.000)	60424	2.00000	
79 Dibenzo(a,h)anthracene	278	22.445	22.400	(1.069)	8867	0.31594	19.12 (M)
90 N-Nitrosodimethylamine	74		Compound Not Detected.				

QC Flag Legend

- R - Spike/Surrogate failed recovery limits.
- M - Compound response manually integrated.
- H - Operator selected an alternate compound hit.

Analytical Resources, Inc.

INTERNAL STANDARD COMPOUNDS
 AREA AND RT SUMMARY

Instrument ID: nt2.i
 Lab File ID: 061621.d
 Lab Smp Id: PB44N
 Analysis Type: SV
 Quant Type: ISTD
 Operator: VTS
 Method File: /chem3/nt2.i/20090616.b/SIMABN.m
 Misc Info: 09-12800

Calibration Date: 16-JUN-2009
 Calibration Time: 10:48
 Client Smp ID: 3SED9-B
 Level: LOW
 Sample Type: Sediment

Test Mode:
 Use Initial Calibration Level 4.

COMPOUND	STANDARD	AREA LIMIT		SAMPLE	%DIFF
		LOWER	UPPER		
8 1,4-Dichlorobenze	119785	59892	239570	131886	10.10
27 Naphthalene-d8	372217	186108	744434	380860	2.32
42 Acenaphthene-d10	182713	91356	365426	205646	12.55
59 Phenanthrene-d10	286879	143440	573758	368840	28.57
69 Chrysene-d12	251912	125956	503824	133592	-46.97
77 Perylene-d12	231524	115762	463048	60424	-73.90

COMPOUND	STANDARD	RT LIMIT		SAMPLE	%DIFF
		LOWER	UPPER		
8 1,4-Dichlorobenze	7.37	6.87	7.87	7.38	0.22
27 Naphthalene-d8	9.34	8.84	9.84	9.34	0.01
42 Acenaphthene-d10	12.17	11.67	12.67	12.18	0.14
59 Phenanthrene-d10	14.53	14.03	15.03	14.54	0.11
69 Chrysene-d12	18.81	18.31	19.31	18.84	0.16
77 Perylene-d12	20.95	20.45	21.45	21.00	0.22

AREA UPPER LIMIT = +100% of internal standard area.
 AREA LOWER LIMIT = - 50% of internal standard area.
 RT UPPER LIMIT = + 0.50 minutes of internal standard RT.
 RT LOWER LIMIT = - 0.50 minutes of internal standard RT.

Analytical Resources, Inc.

RECOVERY REPORT

Client Name: ESC Client SDG: PB44
 Sample Matrix: SOLID Fraction: SV
 Lab Smp Id: PB44N Client Smp ID: 3SED9-B
 Level: LOW Operator: VTS
 Data Type: MS DATA SampleType: SAMPLE
 SpikeList File: wind.spk Quant Type: ISTD
 Sublist File: wind.sub
 Method File: /chem3/nt2.i/20090616.b/SIMABN.m
 Misc Info: 09-12800

SURROGATE COMPOUND	CONC ADDED ug/kg	CONC RECOVERED ug/kg	% RECOVERED	LIMITS
\$ 1 2-Fluorophenol	226.9	160.2	70.60	30-160
\$ 2 Phenol-d5	226.9	166.0	73.14	30-160
\$ 5 2-Chlorophenol-d4	226.9	217.4	95.78	30-160
\$ 10 1,2-Dichlorobenzen	151.3	88.78	58.68	30-160
\$ 18 Nitrobenzene-d5	151.3	121.2	80.12	30-160
\$ 36 2-Fluorobiphenyl	151.3	113.0	74.66	30-160
\$ 55 2,4,6-Tribromophen	226.9	210.1	92.60	30-160
\$ 66 Terphenyl-d14	151.3	256.1	169.25*	30-160

Date: 16-JUN-2009 22:52

Client ID: 3SED9-B

Instrument: nt2.i

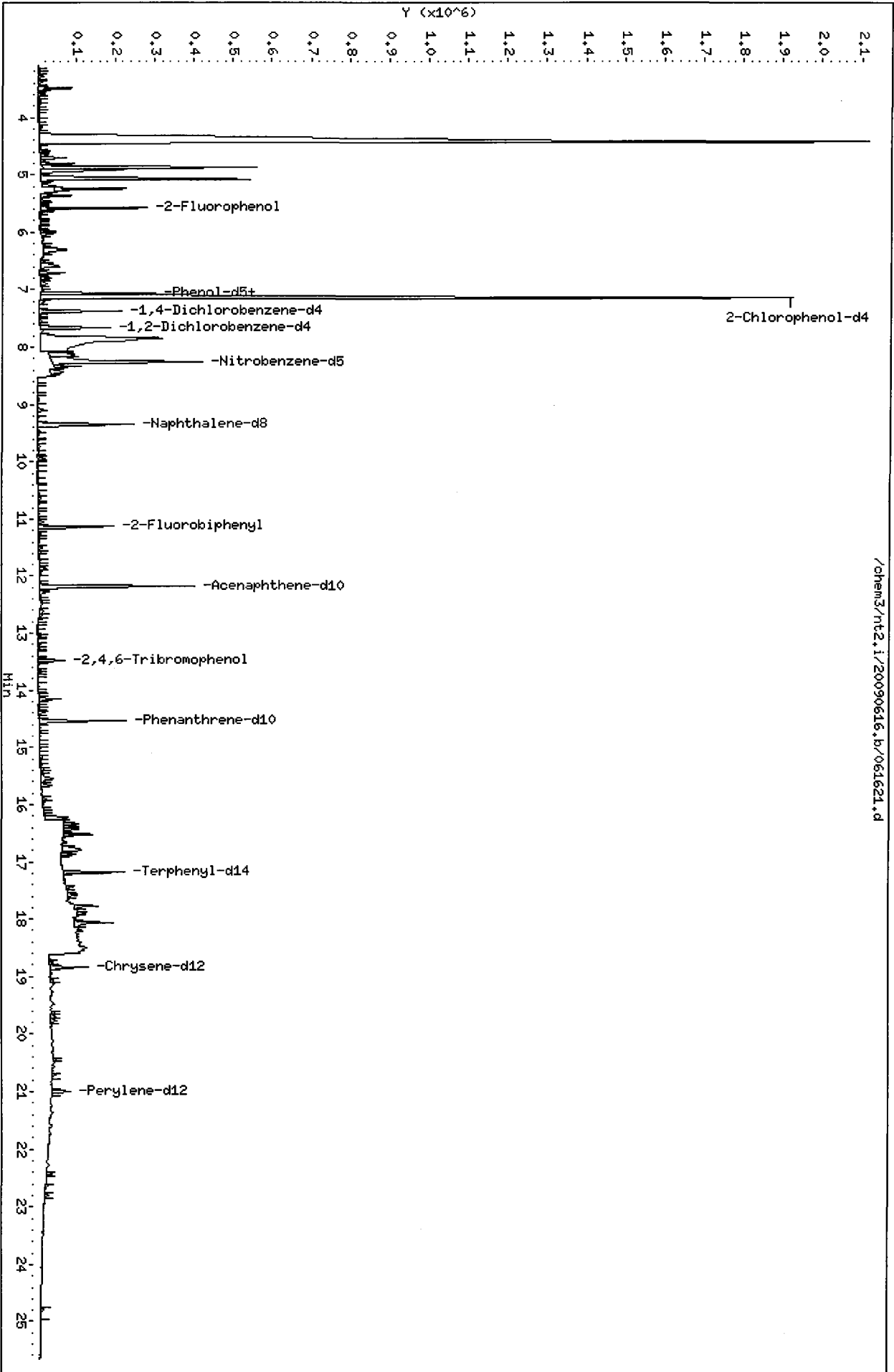
Sample Info: PB44N

Volume Injected (µL): 2.0

Operator: VTS

Column phase: ZB-5

Column diameter: 0.32



Date : 16-JUN-2009 22:52

Client ID: 3SED9-B

Instrument: nt2.i

Sample Info: PB44N

Volume Injected (uL): 2.0

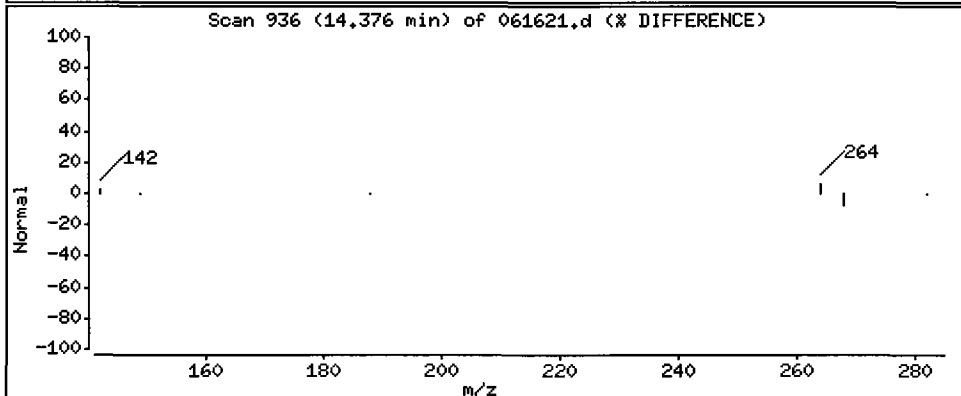
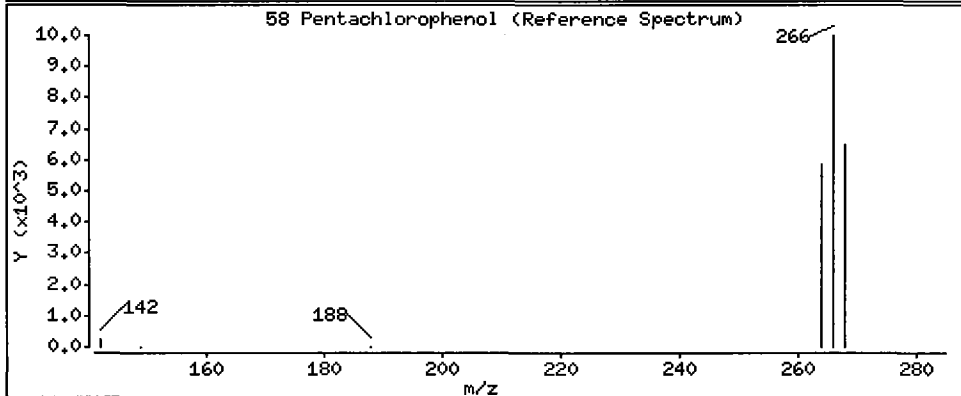
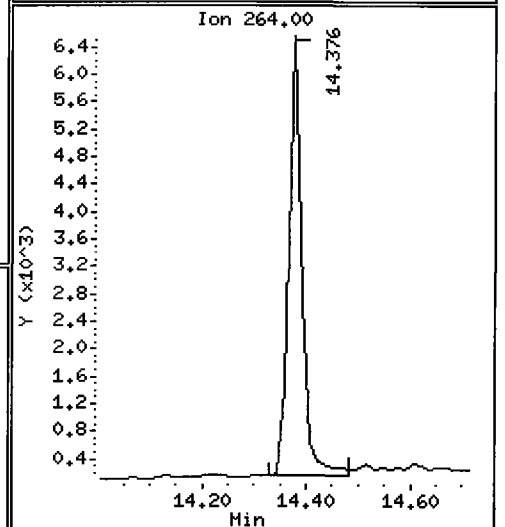
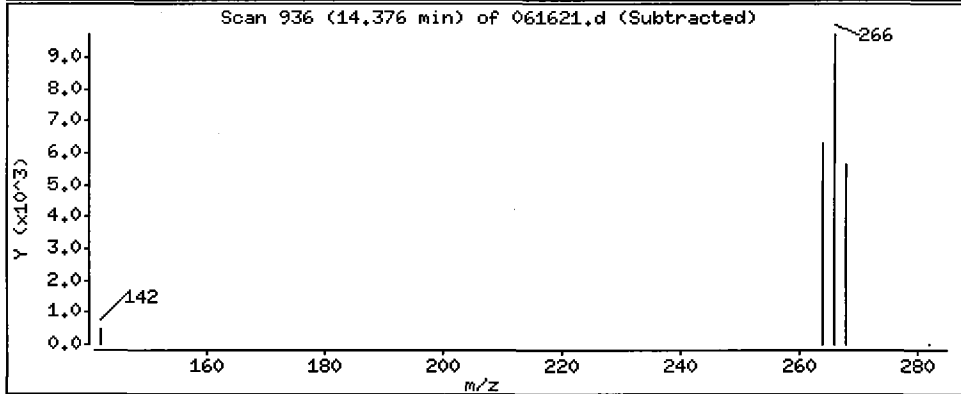
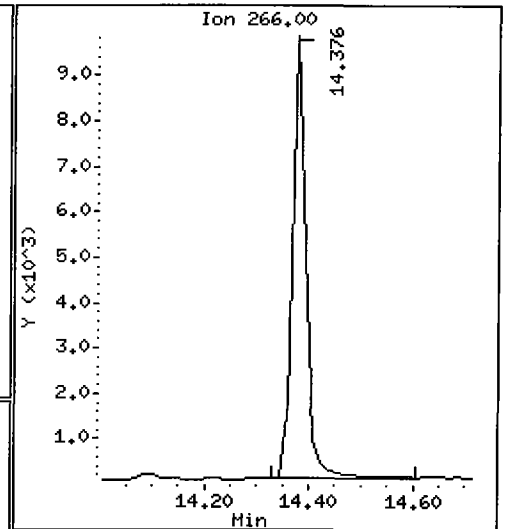
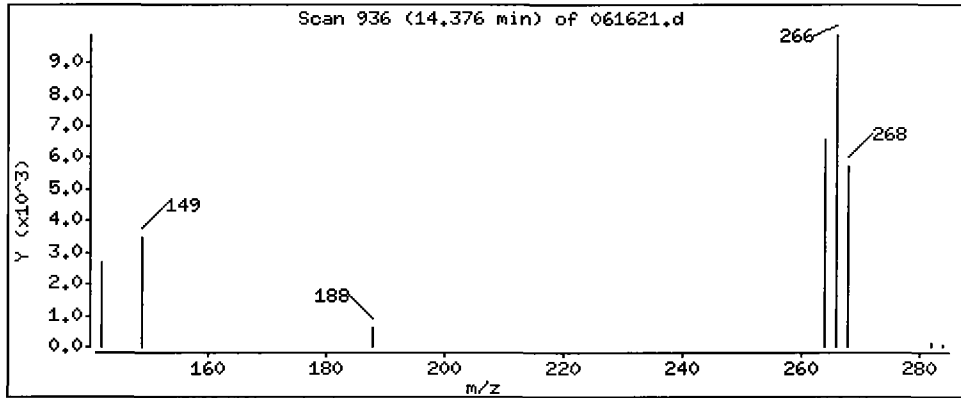
Operator: VTS

Column phase: ZB-5

Column diameter: 0.32

58 Pentachlorophenol

Concentration: 41.49 ug/kg



Date : 16-JUN-2009 22:52

Client ID: 3SED9-B

Instrument: nt2.i

Sample Info: PB44N

Volume Injected (uL): 2.0

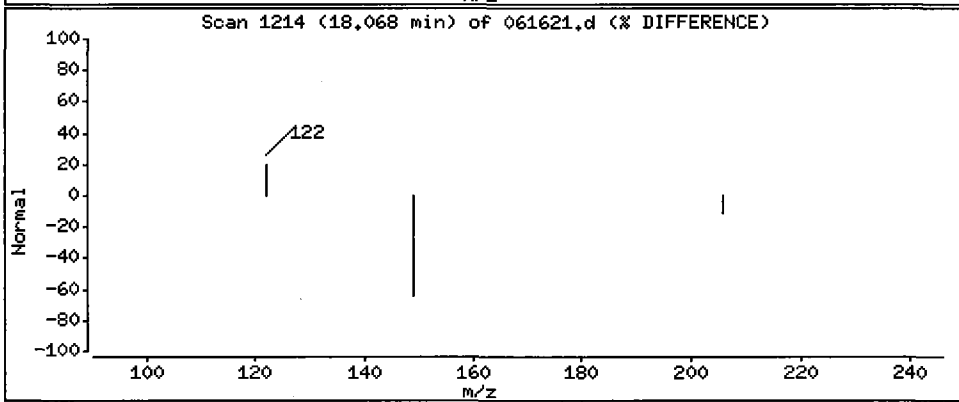
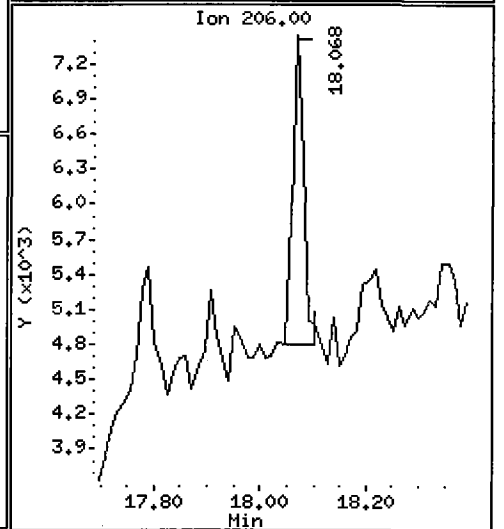
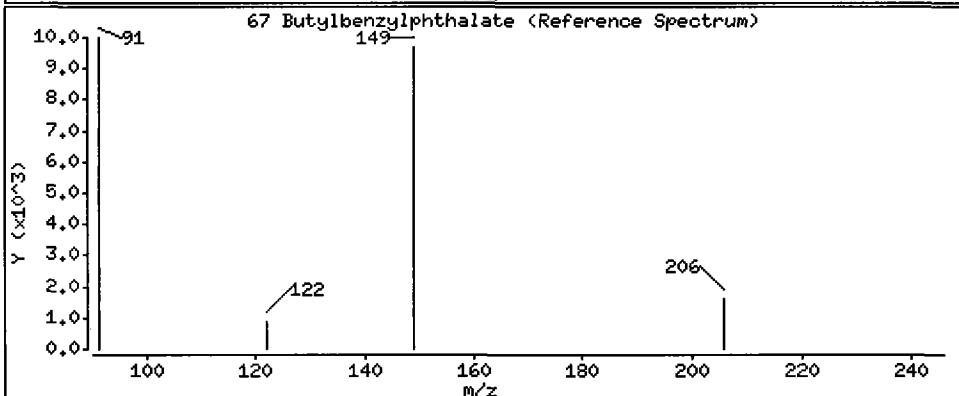
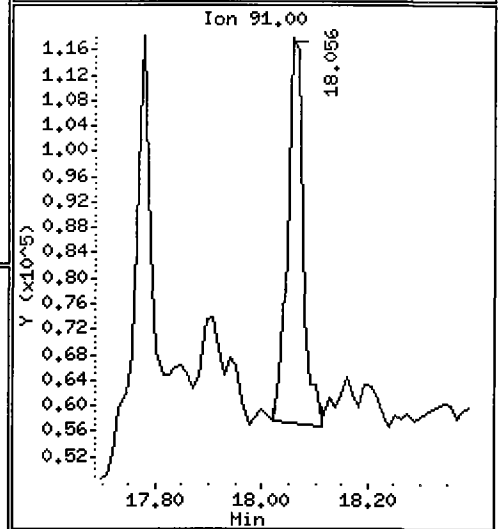
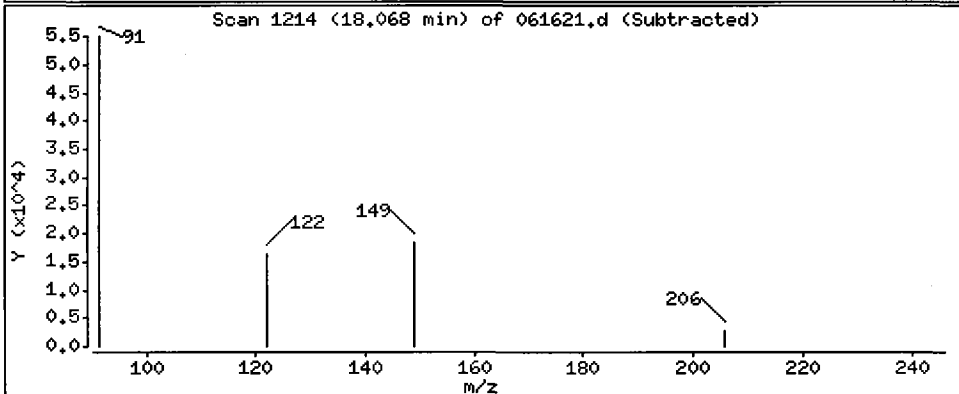
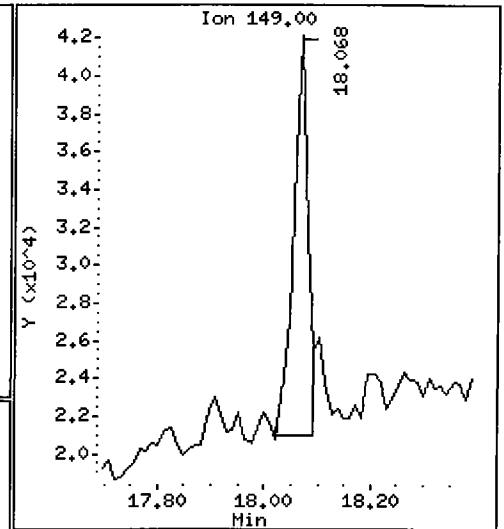
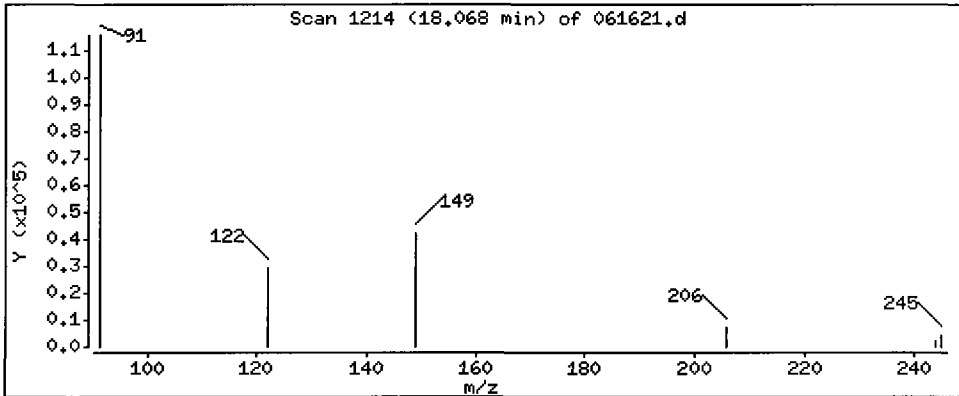
Operator: VTS

Column phase: ZB-5

Column diameter: 0.32

67 Butylbenzylphthalate

Concentration: 47.88 ug/kg



Date : 16-JUN-2009 22:52

Client ID: 3SED9-B

Instrument: nt2.i

Sample Info: PB44N

Volume Injected (uL): 2.0

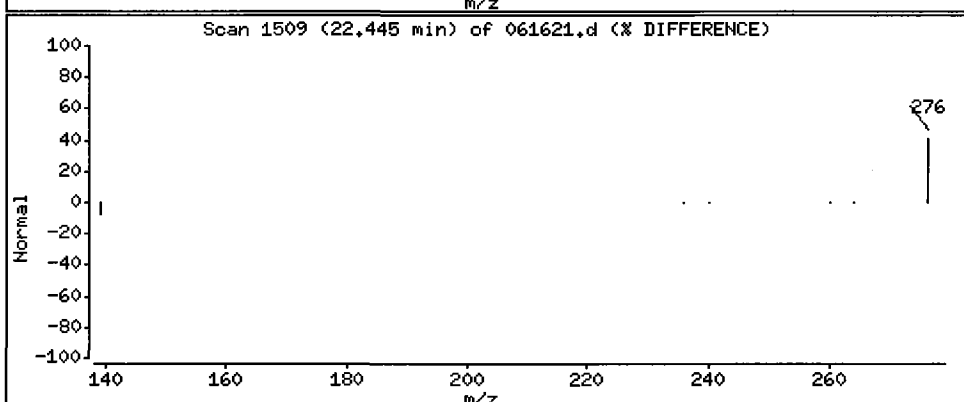
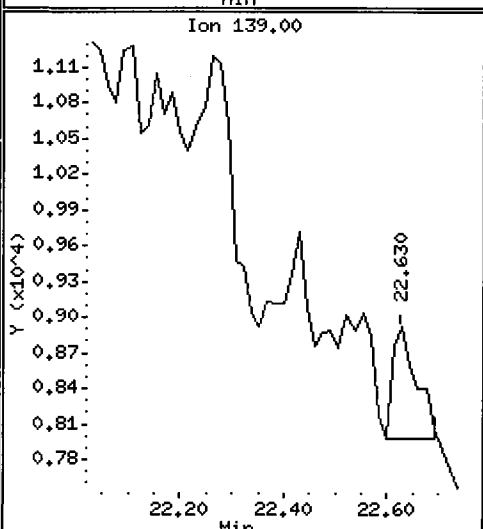
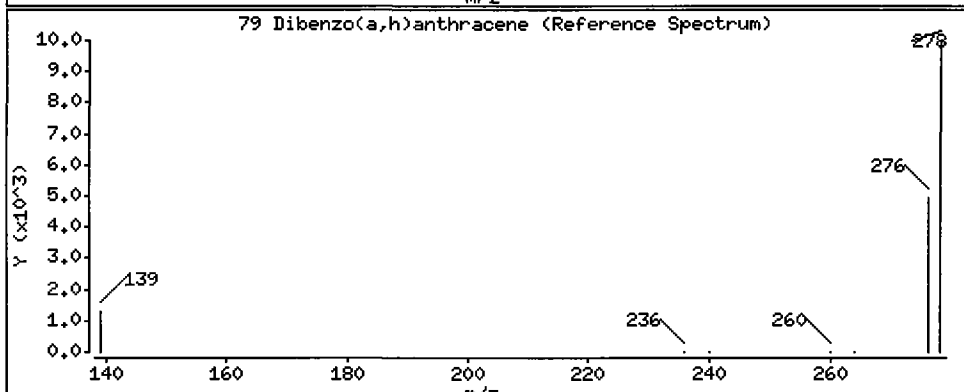
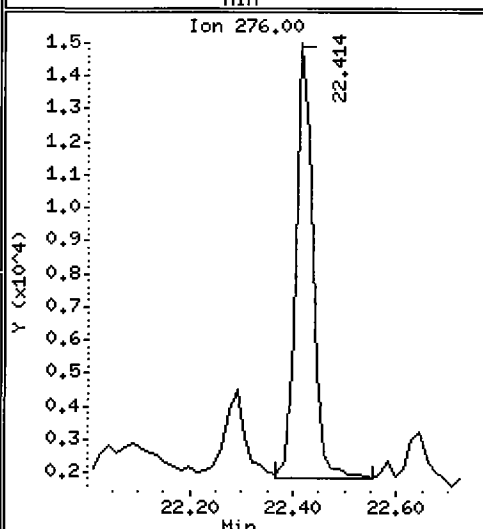
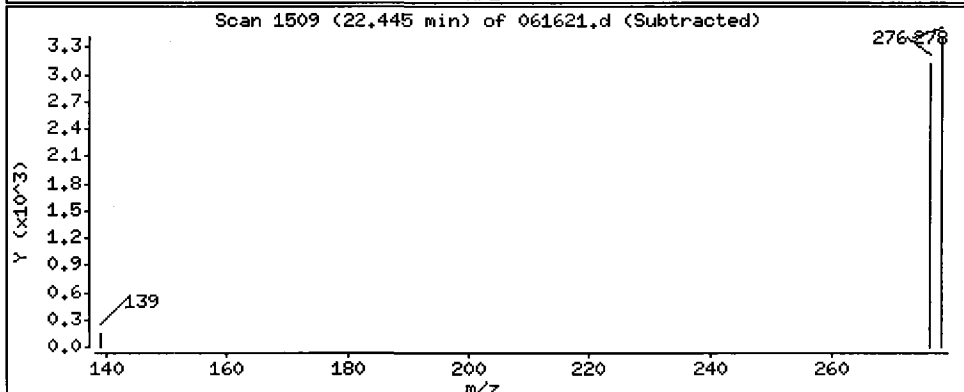
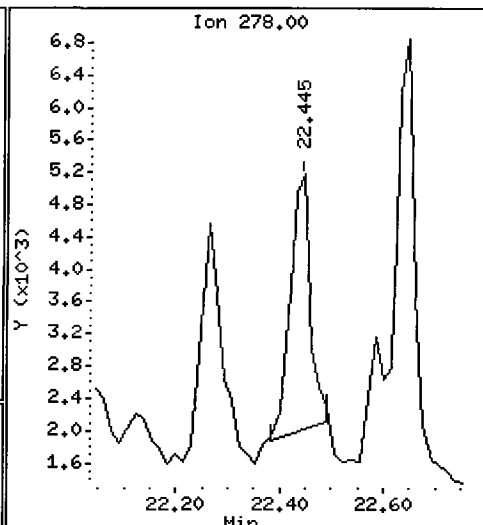
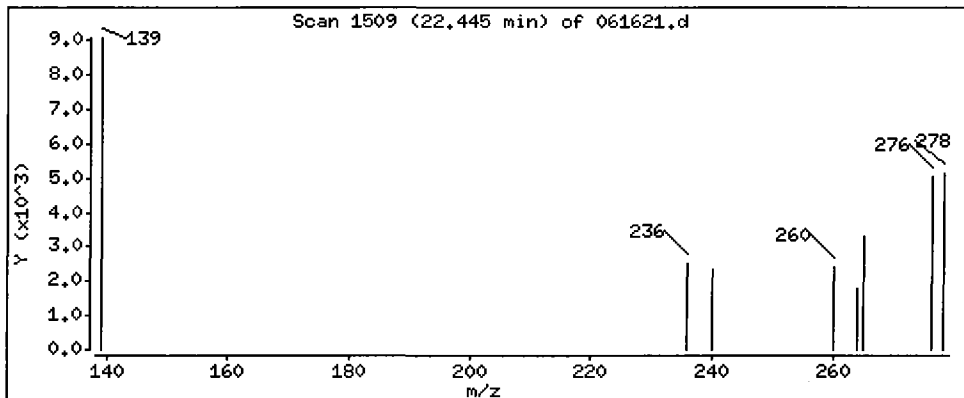
Operator: VTS

Column phase: ZB-5

Column diameter: 0.32

79 Dibenzo(a,h)anthracene

Concentration: 19.12 ug/kg



ORGANICS ANALYSIS DATA SHEET

Semivolatiles by Selected Ion Monitoring GC/MS

Sample ID: 3SED9-B

Page 1 of 1

DILUTION

Lab Sample ID: PB44N

QC Report No: PB44-ENVIRONMENTAL SCIENCE CORP.

LIMS ID: 09-12800

Project: JELD-WEN NORD DOOR

Matrix: Sediment

Event: NA

Data Release Authorized: *AS*

Date Sampled: 06/04/09

Reported: 06/19/09

Date Received: 06/04/09

Date Extracted: 06/09/09

Sample Amount: 16.5 g-dry-wt

Date Analyzed: 06/17/09 22:58

Final Extract Volume: 1.0 mL

Instrument/Analyst: NT2/PK

Dilution Factor: 3.00

GPC Cleanup: Yes

Percent Moisture: 48.2%

Silica Gel Cleanup: No

Alumina Cleanup: No

CAS Number	Analyte	RL	Result
53-70-3	Dibenz (a, h) anthracene	18	< 18 U
106-46-7	1,4-Dichlorobenzene	18	< 18 U
120-82-1	1,2,4-Trichlorobenzene	18	< 18 U
118-74-1	Hexachlorobenzene	18	< 18 U
87-68-3	Hexachlorobutadiene	18	< 18 U
131-11-3	Dimethylphthalate	46	< 46 U
85-68-7	Butylbenzylphthalate	46	< 46 U
95-48-7	2-Methylphenol	18	< 18 U
105-67-9	2,4-Dimethylphenol	18	< 18 U
86-30-6	N-Nitrosodiphenylamine	18	< 18 U
100-51-6	Benzyl Alcohol	91	< 91 U
87-86-5	Pentachlorophenol	91	< 91 U
95-50-1	1,2-Dichlorobenzene	18	< 18 U
541-73-1	1,3-Dichlorobenzene	18	< 18 U

Reported in $\mu\text{g}/\text{kg}$ (ppb)

SIM Semivolatile Surrogate Recovery

2-Fluorobiphenyl	78.0%	d5-Phenol	68.8%
2-Fluorophenol	68.8%	d4-2-Chlorophenol	73.6%
d4-1,2-Dichlorobenzene	56.4%	d5-Nitrobenzene	74.4%
2,4,6-Tribromophenol	88.0%	d14-p-Terphenyl	125%

Analytical Resources, Inc.

Semivolatle Report SW846 Method 8270D

Data file : /chem3/nt2.i/20090617.b/061718.d
 Lab Smp Id: PB44N Client Smp ID: 3SED9-B
 Inj Date : 17-JUN-2009 22:58
 Operator : VTS Inst ID: nt2.i
 Smp Info : PB44N,3
 Misc Info : 09-12800
 Comment :
 Method : /chem3/nt2.i/20090617.b/SIMABN.m
 Meth Date : 18-Jun-2009 14:45 peter Quant Type: ISTD
 Cal Date : 11-MAY-2009 13:57 Cal File: ic051104.d
 Als bottle: 18
 Dil Factor: 3.00000
 Integrator: HP RTE Compound Sublist: wind.sub
 Target Version: 3.50
 Processing Host: cserv3

Concentration Formula: Amt * DF * Vt/(Ws * (100 - M)/100) * CpndVariable

Name	Value	Description
DF	3.00000	Dilution Factor
Vt	1000.00000	Volume of final extract (uL)
Ws	31.90000	Weight of sample extracted (g)
M	48.20000	% Moisture

Cpnd Variable

Local Compound Variable

Compounds	QUANT SIG	RT	EXP RT	REL RT	RESPONSE	CONCENTRATIONS	
						ON-COLUMN (ug/mL)	FINAL (ug/kg)
\$ 1 2-Fluorophenol	112	5.461	5.445	(0.750)	69513	0.86286	156.7
\$ 2 Phenol-d5	99	6.923	6.888	(0.950)	91472	0.85749	155.7
3 Phenol	94	Compound Not Detected.					
\$ 5 2-Chlorophenol-d4	132	7.004	6.992	(0.962)	66099	0.92204	167.4
7 1,3-Dichlorobenzene	146	Compound Not Detected.					
* 8 1,4-Dichlorobenzene-d4	152	7.284	7.284	(1.000)	134843	2.00000	
9 1,4-Dichlorobenzene	146	Compound Not Detected.					
\$ 10 1,2-Dichlorobenzene-d4	152	7.561	7.561	(1.038)	24107	0.47057	85.43
11 Benzyl alcohol	79	Compound Not Detected.					
12 1,2-Dichlorobenzene	146	Compound Not Detected.					
13 2-Methylphenol	108	Compound Not Detected.					
15 4-Methylphenol	108	8.027	8.027	(1.102)	5847	0.06647	12.07
16 N-Nitroso-di-n-propylamine	70	Compound Not Detected.					
\$ 18 Nitrobenzene-d5	82	8.165	8.165	(0.882)	63742	0.62496	113.5
22 2,4-Dimethylphenol	107	Compound Not Detected.					

Compounds	QUANT SIG	RT	EXP RT	REL RT	RESPONSE	CONCENTRATIONS	
						ON-COLUMN (ug/mL)	FINAL (ug/kg)
26 1,2,4-Trichlorobenzene	180						
* 27 Naphthalene-d8	136	9.263	9.263	(1.000)	375726	2.00000	
30 Hexachlorobutadiene	225						
\$ 36 2-Fluorobiphenyl	172	11.045	11.046	(0.914)	92374	0.64554	117.2
39 Dimethylphthalate	163	11.771	11.773	(0.974)	8633	0.05754	10.45
* 42 Acenaphthene-d10	162	12.083	12.084	(1.000)	200581	2.00000	
50 Diethylphthalate	149						
54 N-Nitrosodiphenylamine	169						
\$ 55 2,4,6-Tribromophenol	330	13.380	13.380	(0.926)	19382	1.10114	199.9
57 Hexachlorobenzene	284						
58 Pentachlorophenol	266	14.292	14.291	(0.989)	4944	0.19741	35.84 (M)
* 59 Phenanthrene-d10	188	14.445	14.445	(1.000)	372358	2.00000	
\$ 66 Terphenyl-d14	244	17.089	17.090	(0.912)	62376	1.03590	188.1
67 Butylbenzylphthalate	149	17.968	17.970	(0.959)	16441	0.21835	39.64
* 69 Chrysene-d12	240	18.744	18.730	(1.000)	193571	2.00000	
* 77 Perylene-d12	264	20.898	20.869	(1.000)	74798	2.00000	
79 Dibenzo(a,h)anthracene	278	22.329	22.301	(1.068)	3168	0.09119	16.56 (M)
90 N-Nitrosodimethylamine	74						

QC Flag Legend

M - Compound response manually integrated.

Analytical Resources, Inc.

INTERNAL STANDARD COMPOUNDS
 AREA AND RT SUMMARY

Instrument ID: nt2.i	Calibration Date: 17-JUN-2009
Lab File ID: 061718.d	Calibration Time: 12:11
Lab Smp Id: PB44N	Client Smp ID: 3SED9-B
Analysis Type: SV	Level: LOW
Quant Type: ISTD	Sample Type: Sediment
Operator: VTS	
Method File: /chem3/nt2.i/20090617.b/SIMABN.m	
Misc Info: 09-12800	

Test Mode: Use Initial Calibration Level 4.

COMPOUND	STANDARD	AREA LIMIT		SAMPLE	%DIFF
		LOWER	UPPER		
8 1,4-Dichlorobenze	119785	59892	239570	134843	12.57
27 Naphthalene-d8	372217	186108	744434	375726	0.94
42 Acenaphthene-d10	182713	91356	365426	200581	9.78
59 Phenanthrene-d10	286879	143440	573758	372358	29.80
69 Chrysene-d12	251912	125956	503824	193571	-23.16
77 Perylene-d12	231524	115762	463048	74798	-67.69

<-

COMPOUND	STANDARD	RT LIMIT		SAMPLE	%DIFF
		LOWER	UPPER		
8 1,4-Dichlorobenze	7.28	6.78	7.78	7.28	0.00
27 Naphthalene-d8	9.26	8.76	9.76	9.26	0.00
42 Acenaphthene-d10	12.08	11.58	12.58	12.08	-0.01
59 Phenanthrene-d10	14.45	13.95	14.95	14.45	0.00
69 Chrysene-d12	18.73	18.23	19.23	18.74	0.07
77 Perylene-d12	20.87	20.37	21.37	20.90	0.14

AREA UPPER LIMIT = +100% of internal standard area.
 AREA LOWER LIMIT = - 50% of internal standard area.
 RT UPPER LIMIT = + 0.50 minutes of internal standard RT.
 RT LOWER LIMIT = - 0.50 minutes of internal standard RT.

Analytical Resources, Inc.

RECOVERY REPORT

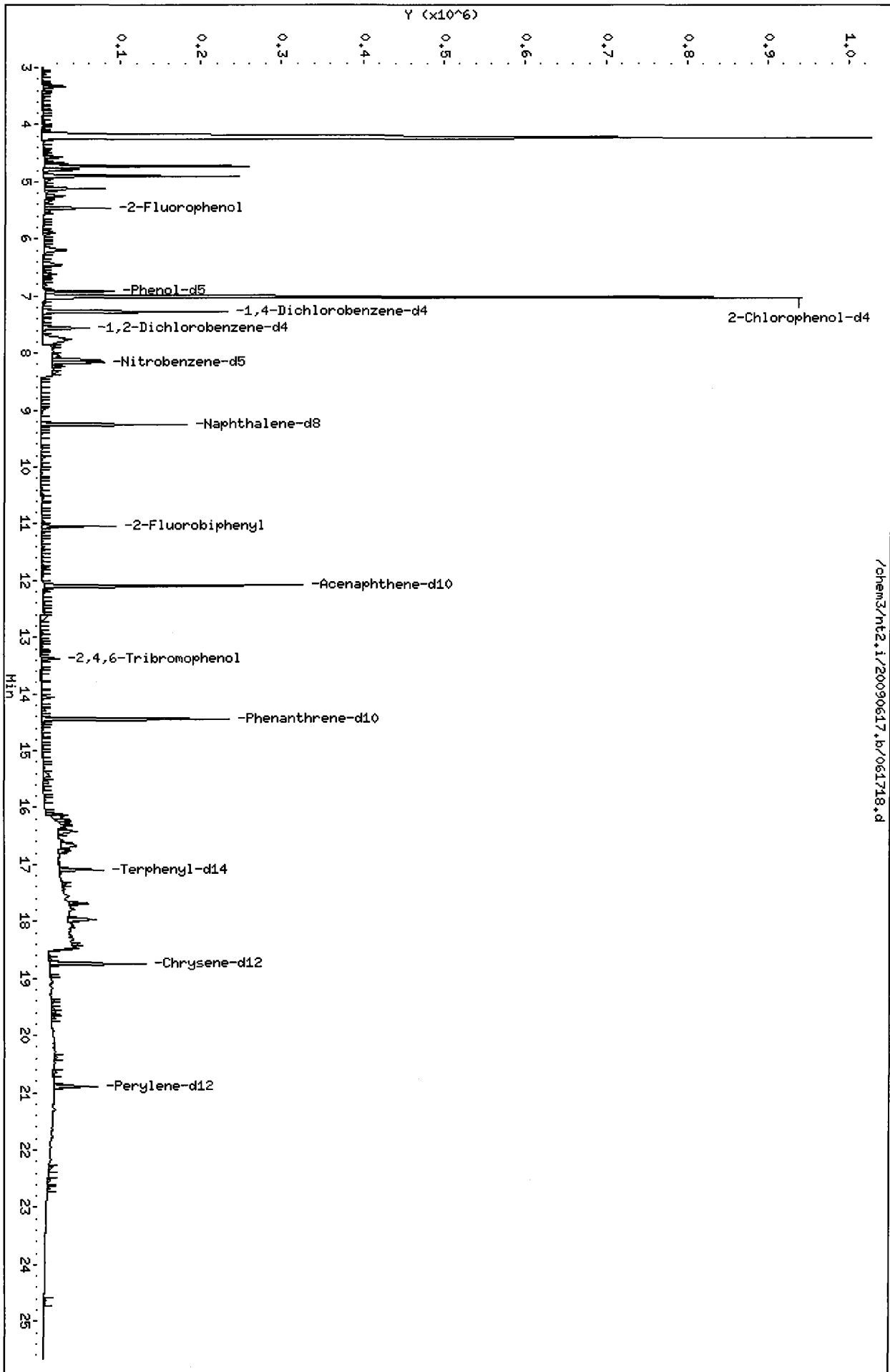
Client Name: ESC Client SDG: PB44
 Sample Matrix: SOLID Fraction: SV
 Lab Smp Id: PB44N Client Smp ID: 3SED9-B
 Level: LOW Operator: VTS
 Data Type: MS DATA SampleType: SAMPLE
 SpikeList File: wind.spk Quant Type: ISTD
 Sublist File: wind.sub
 Method File: /chem3/nt2.i/20090617.b/SIMABN.m
 Misc Info: 09-12800

SURROGATE COMPOUND	CONC ADDED ug/kg	CONC RECOVERED ug/kg	% RECOVERED	LIMITS
\$ 1 2-Fluorophenol	226.9	156.7	69.03	30-160
\$ 2 Phenol-d5	226.9	155.7	68.60	30-160
\$ 5 2-Chlorophenol-d4	226.9	167.4	73.76	30-160
\$ 10 1,2-Dichlorobenzen	151.3	85.43	56.47	30-160
\$ 18 Nitrobenzene-d5	151.3	113.5	75.00	30-160
\$ 36 2-Fluorobiphenyl	151.3	117.2	77.46	30-160
\$ 55 2,4,6-Tribromophen	226.9	199.9	88.09	30-160
\$ 66 Terphenyl-d14	151.3	188.1	124.31	30-160

Data File: /chem3/nt2.1/20090617.b/061718.d
Date: 17-JUN-2009 22:58
Client ID: 3SED9-B
Sample Info: PB44N,3
Volume Injected (uL): 2.0
Column phase: ZB-5

Instrument: nt2.1
Operator: VTS
Column diameter: 0.32

/chem3/nt2.1/20090617.b/061718.d



ORGANICS ANALYSIS DATA SHEET

Semivolatiles by Selected Ion Monitoring GC/MS

Sample ID: 3SED9-C

Page 1 of 1

SAMPLE

Lab Sample ID: PB440


QC Report No: PB44-ENVIRONMENTAL SCIENCE CORP.

LIMS ID: 09-12801

Project: JELD-WEN NORD DOOR

Matrix: Sediment

Event: NA

Data Release Authorized: 

Date Sampled: 06/04/09

Reported: 06/19/09

Date Received: 06/04/09

Date Extracted: 06/09/09

Sample Amount: 16.5 g-dry-wt

Date Analyzed: 06/16/09 23:27

Final Extract Volume: 1.0 mL

Instrument/Analyst: NT2/PK

Dilution Factor: 1.00

GPC Cleanup: Yes

Percent Moisture: 36.8%

Silica Gel Cleanup: No

Alumina Cleanup: No

CAS Number	Analyte	RL	Result
53-70-3	Dibenz (a, h) anthracene	6.1	6.1
106-46-7	1,4-Dichlorobenzene	6.1	< 6.1 U
120-82-1	1,2,4-Trichlorobenzene	6.1	< 6.1 U
118-74-1	Hexachlorobenzene	6.1	< 6.1 U
87-68-3	Hexachlorobutadiene	6.1	< 6.1 U
131-11-3	Dimethylphthalate	15	20
85-68-7	Butylbenzylphthalate	15	92
95-48-7	2-Methylphenol	6.1	< 6.1 U
105-67-9	2,4-Dimethylphenol	6.1	< 6.1 U
86-30-6	N-Nitrosodiphenylamine	6.1	< 6.1 U
100-51-6	Benzyl Alcohol	30	< 30 U
87-86-5	Pentachlorophenol	30	< 30 U
95-50-1	1,2-Dichlorobenzene	6.1	< 6.1 U
541-73-1	1,3-Dichlorobenzene	6.1	< 6.1 U

Reported in µg/kg (ppb)

SIM Semivolatile Surrogate Recovery

2-Fluorobiphenyl	80.8%	d5-Phenol	76.5%
2-Fluorophenol	74.9%	d4-2-Chlorophenol	101%
d4-1,2-Dichlorobenzene	69.2%	d5-Nitrobenzene	85.2%
2,4,6-Tribromophenol	98.7%	d14-p-Terphenyl	188%

Analytical Resources, Inc.

Semivolatiles Report SW846 Method 8270D

Data file : /chem3/nt2.i/20090616.b/061622.d
 Lab Smp Id: PB440 Client Smp ID: 3SED9-C
 Inj Date : 16-JUN-2009 23:27
 Operator : VTS Inst ID: nt2.i
 Smp Info : PB440
 Misc Info : 09-12801
 Comment :
 Method : /chem3/nt2.i/20090616.b/SIMABN.m
 Meth Date : 16-Jun-2009 11:34 peter Quant Type: ISTD
 Cal Date : 11-MAY-2009 13:57 Cal File: ic051104.d
 Als bottle: 19
 Dil Factor: 1.00000
 Integrator: HP RTE Compound Sublist: wind.sub
 Target Version: 3.50
 Processing Host: cserv3

Concentration Formula: Amt * DF * Vt / (Ws * (100 - M) / 100) * CpndVariable

Name	Value	Description
DF	1.00000	Dilution Factor
Vt	1000.00000	Volume of final extract (uL)
Ws	26.10000	Weight of sample extracted (g)
M	36.80000	% Moisture

Cpnd Variable

Local Compound Variable

Compounds	QUANT SIG	RT	EXP RT	REL RT	RESPONSE	CONCENTRATIONS	
						ON-COLUMN (ug/mL)	FINAL (ug/kg)
\$ 1 2-Fluorophenol	112	5.591	5.527	(0.757)	214695	2.81201	170.5
\$ 2 Phenol-d5	99	7.065	6.961	(0.957)	290333	2.87183	174.1
3 Phenol	94	7.076	6.972	(0.958)	15182	0.11260	6.826(H)
\$ 5 2-Chlorophenol-d4	132	7.111	7.076	(0.963)	258238	3.80098	230.4
7 1,3-Dichlorobenzene	146	Compound Not Detected.					
* 8 1,4-Dichlorobenzene-d4	152	7.385	7.368	(1.000)	127793	2.00000	
9 1,4-Dichlorobenzene	146	Compound Not Detected.					
\$ 10 1,2-Dichlorobenzene-d4	152	7.662	7.645	(1.037)	84185	1.73395	105.1
11 Benzyl alcohol	79	Compound Not Detected.					
12 1,2-Dichlorobenzene	146	Compound Not Detected.					
13 2-Methylphenol	108	Compound Not Detected.					
15 4-Methylphenol	108	8.127	8.096	(1.100)	8462	0.10150	6.153(M)
16 N-Nitroso-di-n-propylamine	70	Compound Not Detected.					
\$ 18 Nitrobenzene-d5	82	8.266	8.250	(0.885)	215313	2.13087	129.2
22 2,4-Dimethylphenol	107	Compound Not Detected.					

Compounds	QUANT SIG MASS	RT	EXP RT	REL RT	RESPONSE	CONCENTRATIONS	
						ON-COLUMN (ug/mL)	FINAL (ug/kg)
26 1,2,4-Trichlorobenzene	180						
* 27 Naphthalene-d8	136	9.343	9.343	(1.000)	372232	2.00000	
30 Hexachlorobutadiene	225						
\$ 36 2-Fluorobiphenyl	172	11.145	11.128	(0.915)	282139	2.01505	122.2
39 Dimethylphthalate	163	11.872	11.855	(0.974)	48511	0.33045	20.03
* 42 Acenaphthene-d10	162	12.183	12.166	(1.000)	196264	2.00000	
50 Diethylphthalate	149	13.008	13.008	(1.068)	43323	0.28956	17.55
54 N-Nitrosodiphenylamine	169						
\$ 55 2,4,6-Tribromophenol	330	13.483	13.460	(0.927)	61797	3.69802	224.2
57 Hexachlorobenzene	284						
58 Pentachlorophenol	266	14.375	14.360	(0.988)	7450	0.31333	19.00
* 59 Phenanthrene-d10	188	14.544	14.529	(1.000)	353512	2.00000	
\$ 66 Terphenyl-d14	244	17.189	17.167	(0.912)	177042	4.70455	285.2 (R)
67 Butylbenzylphthalate	149	18.069	18.046	(0.959)	71697	1.52360	92.37
* 69 Chrysene-d12	240	18.845	18.814	(1.000)	120976	2.00000	
* 77 Perylene-d12	264	20.999	20.953	(1.000)	46375	2.00000	
79 Dibenzo(a,h)anthracene	278	22.430	22.400	(1.068)	2254	0.10464	6.344 (M)
90 N-Nitrosodimethylamine	74						

QC Flag Legend

- R - Spike/Surrogate failed recovery limits.
- M - Compound response manually integrated.
- H - Operator selected an alternate compound hit.

Analytical Resources, Inc.

INTERNAL STANDARD COMPOUNDS
 AREA AND RT SUMMARY

Instrument ID: nt2.i
 Lab File ID: 061622.d
 Lab Smp Id: PB440
 Analysis Type: SV
 Quant Type: ISTD
 Operator: VTS
 Method File: /chem3/nt2.i/20090616.b/SIMABN.m
 Misc Info: 09-12801

Calibration Date: 16-JUN-2009
 Calibration Time: 10:48
 Client Smp ID: 3SED9-C
 Level: LOW
 Sample Type: Sediment

Test Mode:
 Use Initial Calibration Level 4.

COMPOUND	STANDARD	AREA LIMIT		SAMPLE	%DIFF
		LOWER	UPPER		
8 1,4-Dichlorobenze	119785	59892	239570	127793	6.69
27 Naphthalene-d8	372217	186108	744434	372232	0.00
42 Acenaphthene-d10	182713	91356	365426	196264	7.42
59 Phenanthrene-d10	286879	143440	573758	353512	23.23
69 Chrysene-d12	251912	125956	503824	120976	-51.98
77 Perylene-d12	231524	115762	463048	46375	-79.97

COMPOUND	STANDARD	RT LIMIT		SAMPLE	%DIFF
		LOWER	UPPER		
8 1,4-Dichlorobenze	7.37	6.87	7.87	7.39	0.23
27 Naphthalene-d8	9.34	8.84	9.84	9.34	0.00
42 Acenaphthene-d10	12.17	11.67	12.67	12.18	0.14
59 Phenanthrene-d10	14.53	14.03	15.03	14.54	0.11
69 Chrysene-d12	18.81	18.31	19.31	18.84	0.16
77 Perylene-d12	20.95	20.45	21.45	21.00	0.22

AREA UPPER LIMIT = +100% of internal standard area.
 AREA LOWER LIMIT = - 50% of internal standard area.
 RT UPPER LIMIT = + 0.50 minutes of internal standard RT.
 RT LOWER LIMIT = - 0.50 minutes of internal standard RT.

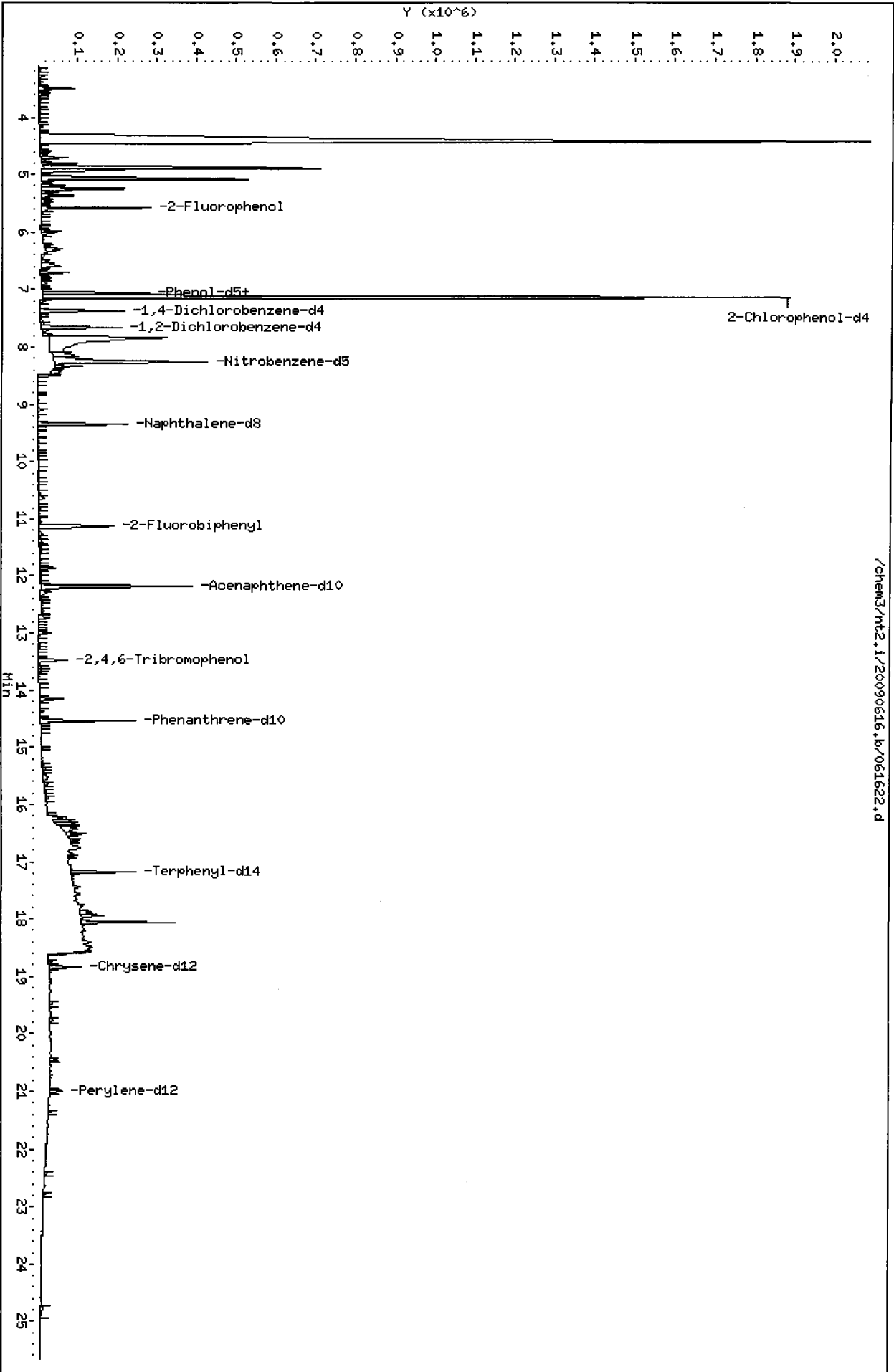
Analytical Resources, Inc.

RECOVERY REPORT

Client Name: ESC	Client SDG: PB44
Sample Matrix: SOLID	Fraction: SV
Lab Smp Id: PB440	Client Smp ID: 3SED9-C
Level: LOW	Operator: VTS
Data Type: MS DATA	SampleType: SAMPLE
SpikeList File: wind.spk	Quant Type: ISTD
Sublist File: wind.sub	
Method File: /chem3/nt2.i/20090616.b/SIMABN.m	
Misc Info: 09-12801	

SURROGATE COMPOUND	CONC ADDED ug/kg	CONC RECOVERED ug/kg	% RECOVERED	LIMITS
\$ 1 2-Fluorophenol	227.3	170.5	74.99	30-160
\$ 2 Phenol-d5	227.3	174.1	76.58	30-160
\$ 5 2-Chlorophenol-d4	227.3	230.4	101.36	30-160
\$ 10 1,2-Dichlorobenzen	151.6	105.1	69.36	30-160
\$ 18 Nitrobenzene-d5	151.6	129.2	85.23	30-160
\$ 36 2-Fluorobiphenyl	151.6	122.2	80.60	30-160
\$ 55 2,4,6-Tribromophen	227.3	224.2	98.61	30-160
\$ 66 Terphenyl-d14	151.6	285.2	188.18*	30-160

/chem3/nt2.i/20090616.b/061622.d



Date : 16-JUN-2009 23:27

Client ID: 3SED9-C

Instrument: nt2.i

Sample Info: PB440

Volume Injected (uL): 2.0

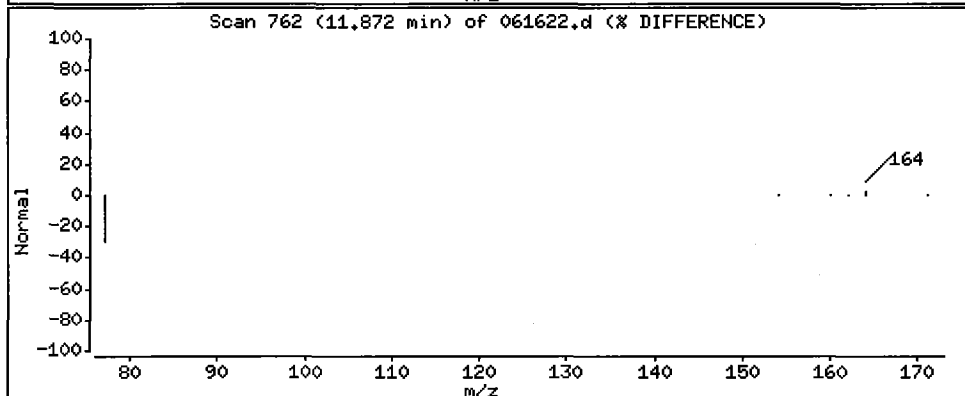
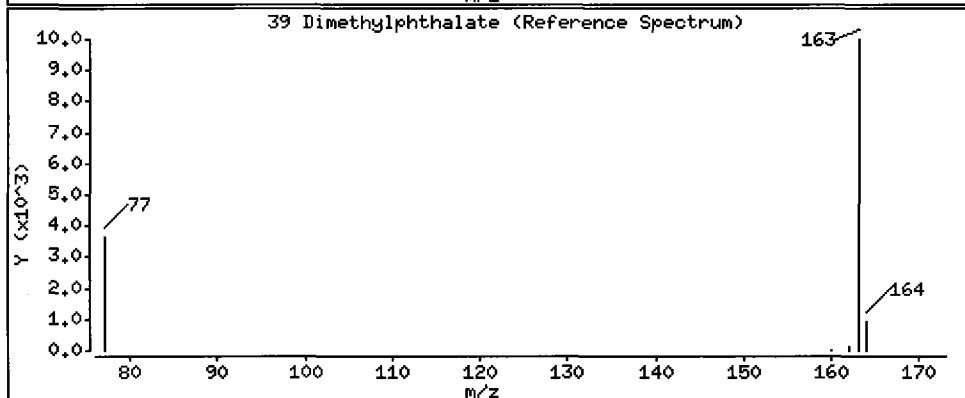
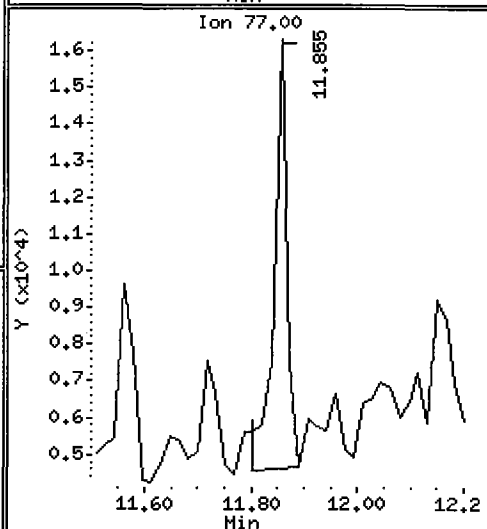
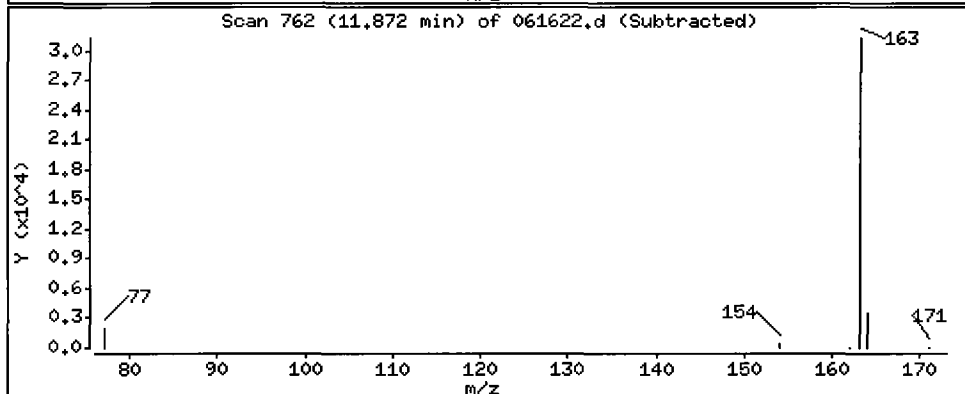
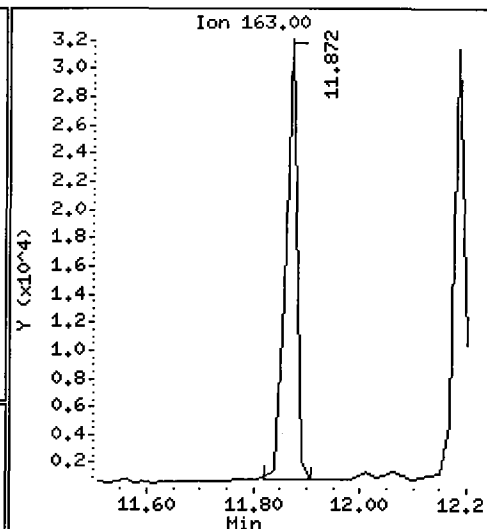
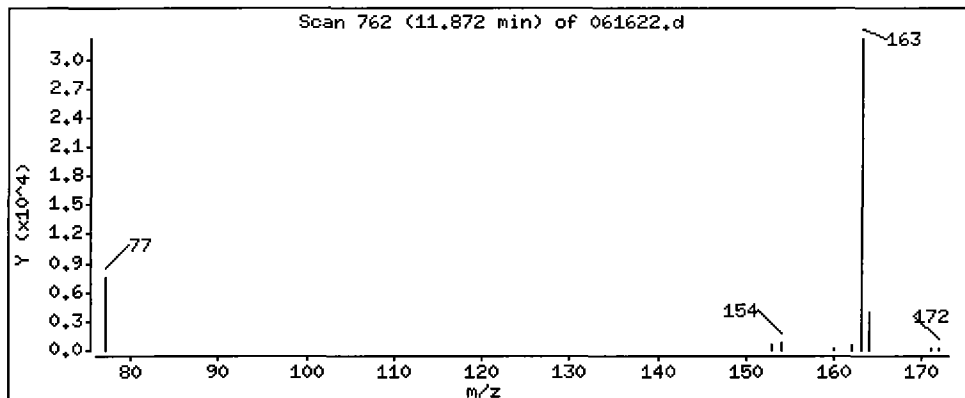
Operator: VTS

Column phase: ZB-5

Column diameter: 0.32

39 Dimethylphthalate

Concentration: 20.03 ug/kg



Date : 16-JUN-2009 23:27

Client ID: 3SED9-C

Instrument: nt2.i

Sample Info: PB440

Volume Injected (uL): 2.0

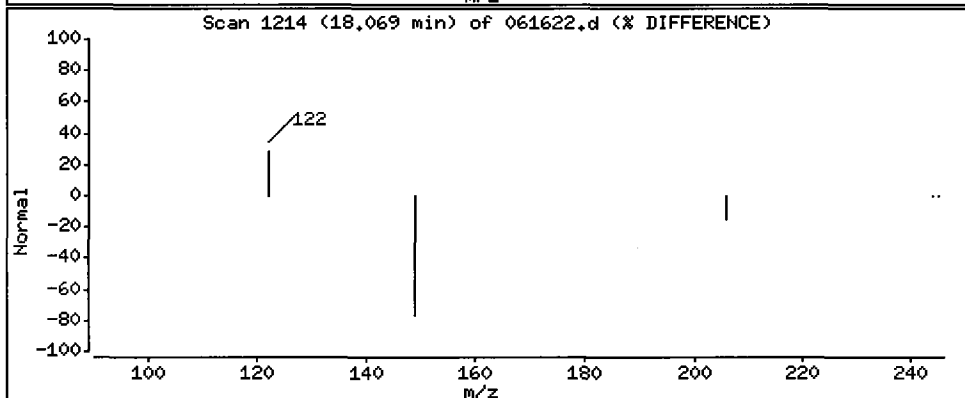
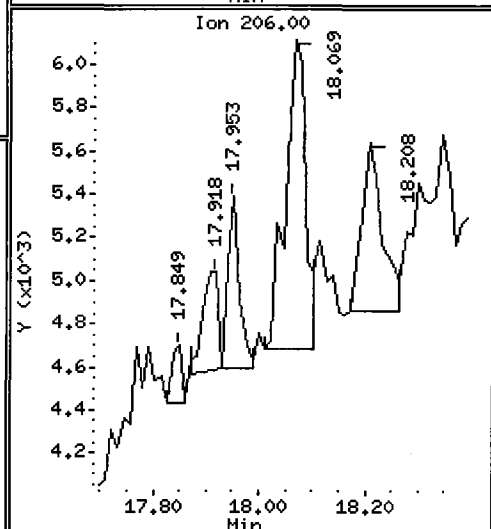
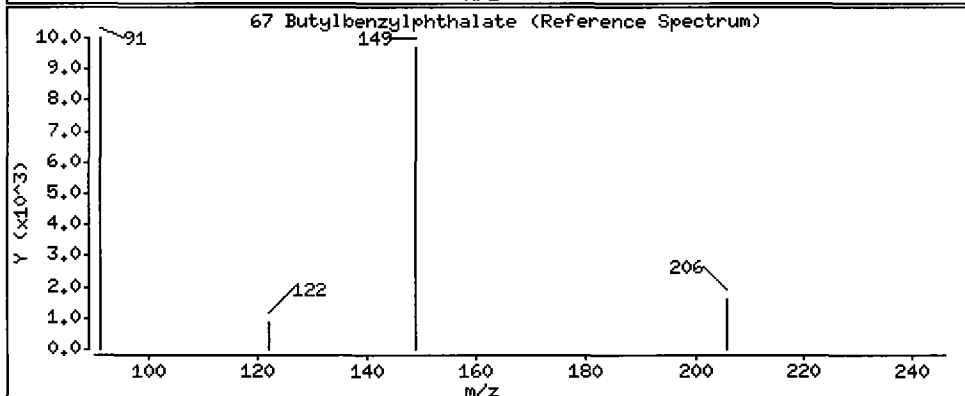
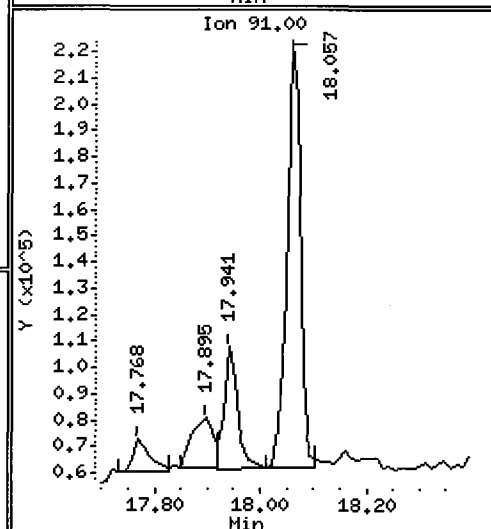
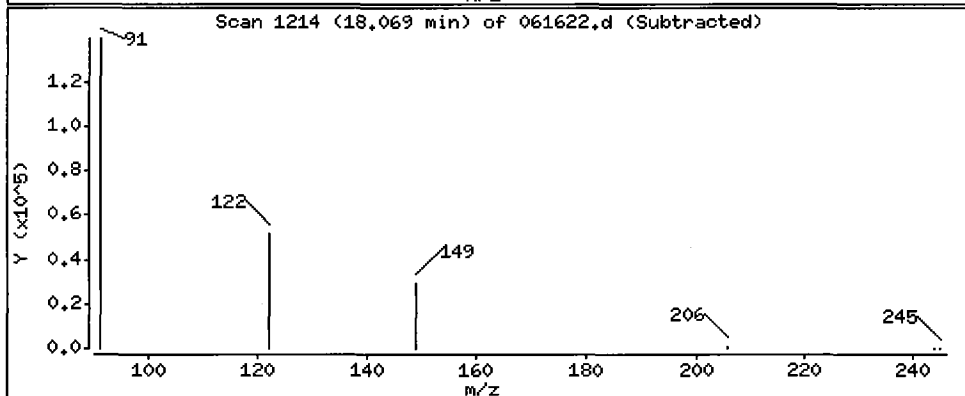
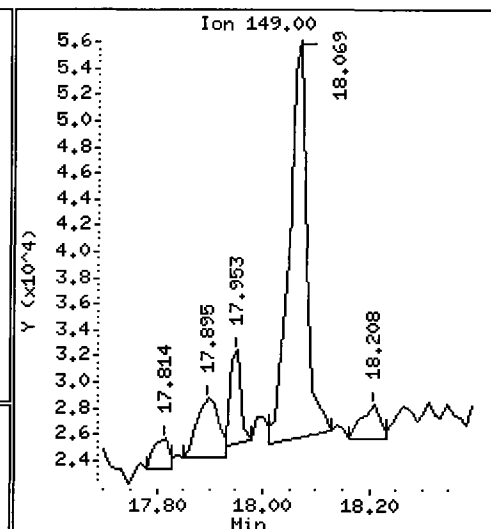
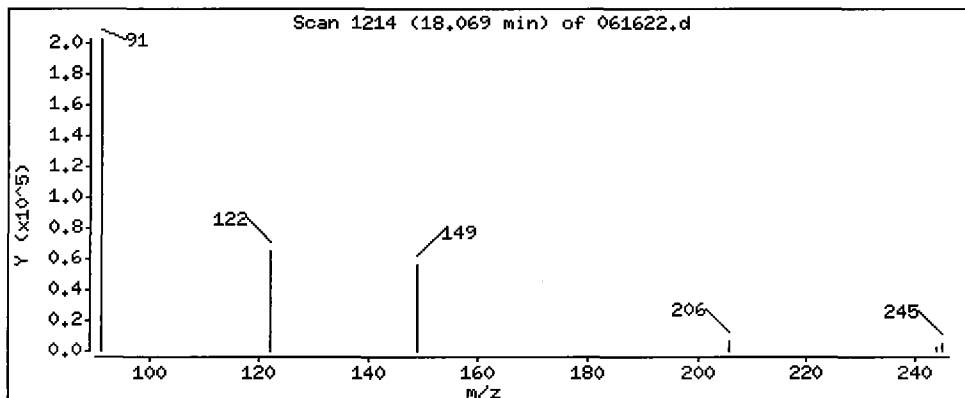
Operator: VTS

Column phase: ZB-5

Column diameter: 0.32

67 Butylbenzylphthalate

Concentration: 92.37 ug/kg



Date : 16-JUN-2009 23:27

Client ID: 3SED9-C

Instrument: nt2.i

Sample Info: PB440

Volume Injected (uL): 2.0

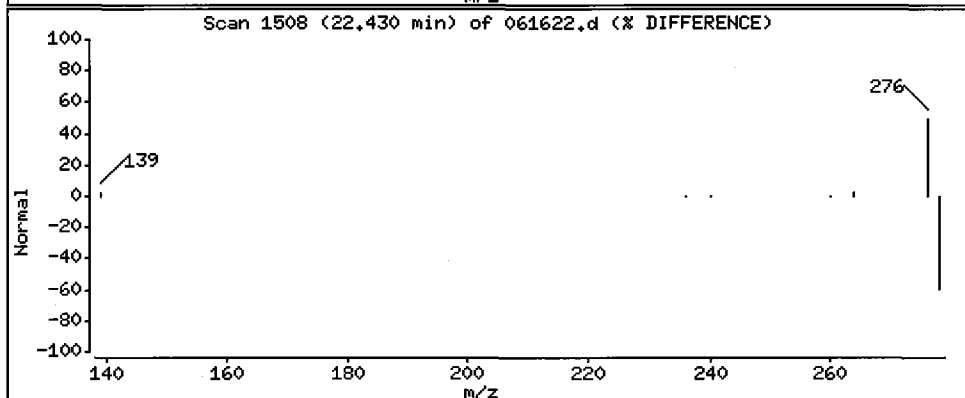
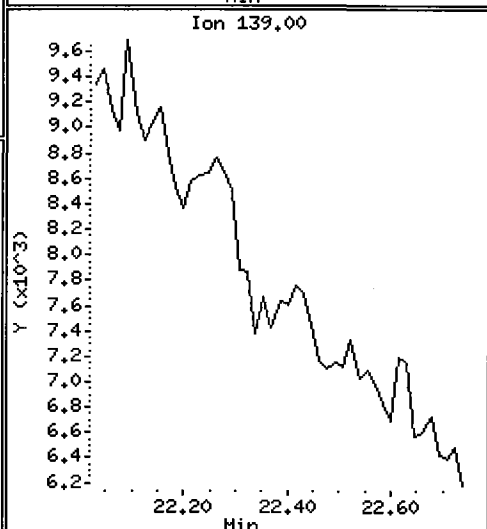
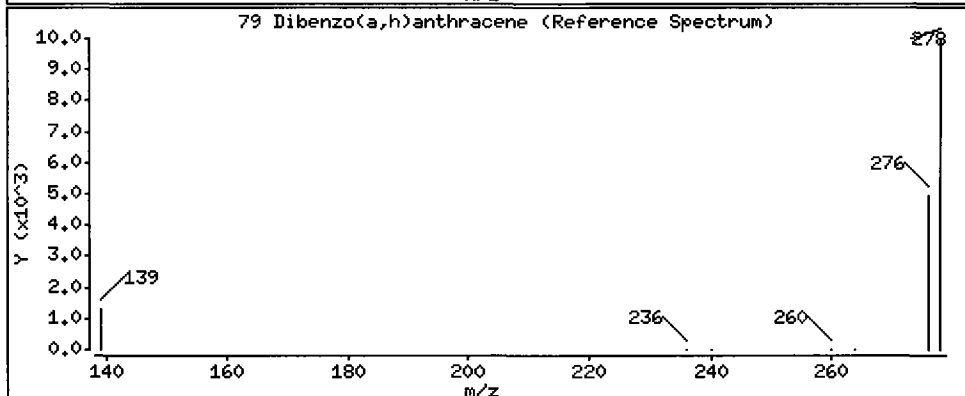
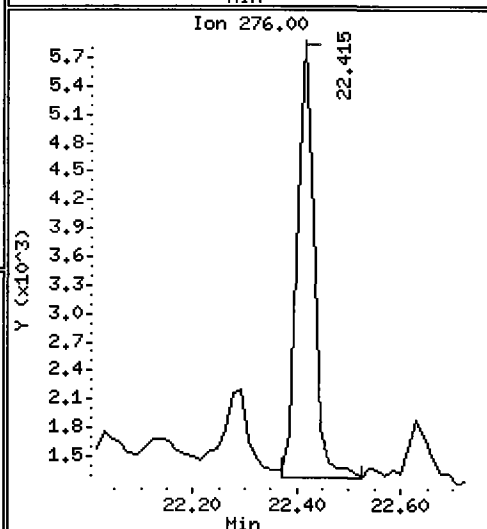
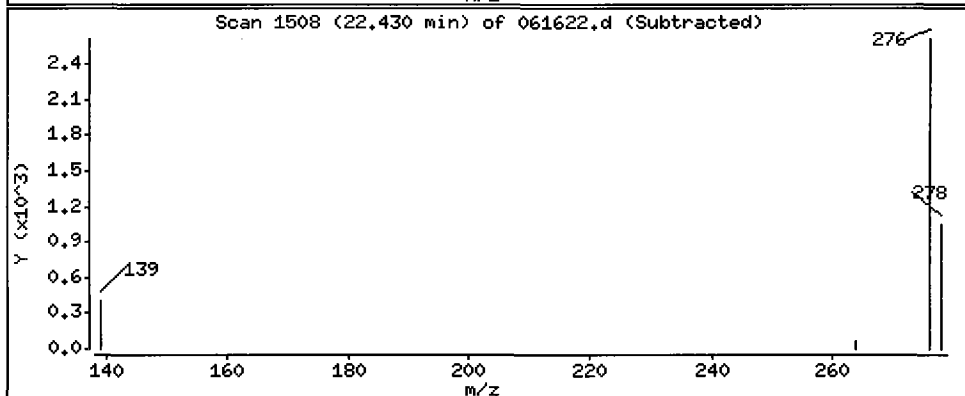
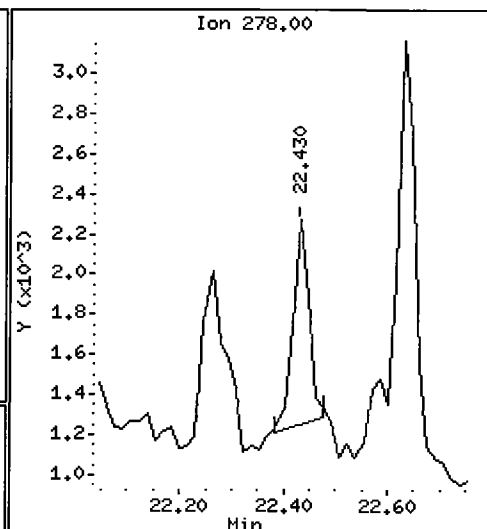
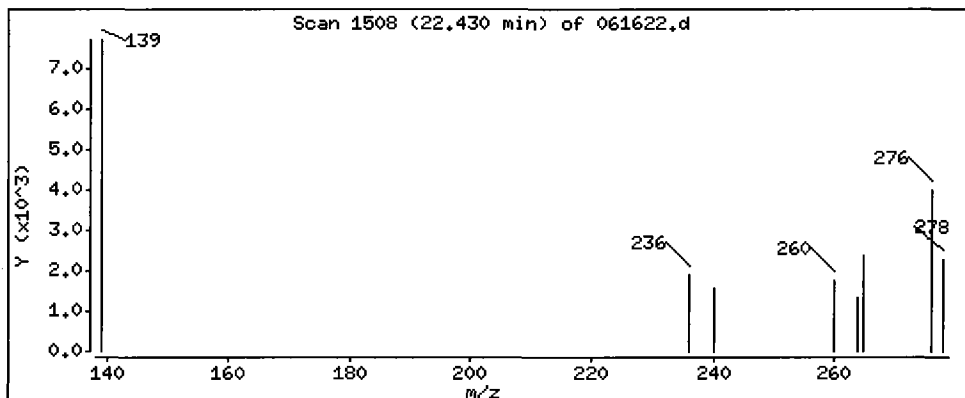
Operator: VTS

Column phase: ZB-5

Column diameter: 0.32

79 Dibenzo(a,h)anthracene

Concentration: 6.344 ug/kg



ORGANICS ANALYSIS DATA SHEET

Semivolatiles by Selected Ion Monitoring GC/MS

Sample ID: 3SED9-C

Page 1 of 1

DILUTION

Lab Sample ID: PB440

QC Report No: PB44-ENVIRONMENTAL SCIENCE CORP.

LIMS ID: 09-12801

Project: JELD-WEN NORD DOOR

Matrix: Sediment

Event: NA

Data Release Authorized: *[Signature]*

Date Sampled: 06/04/09

Reported: 06/19/09

Date Received: 06/04/09

Date Extracted: 06/09/09

Sample Amount: 16.5 g-dry-wt

Date Analyzed: 06/17/09 23:32

Final Extract Volume: 1.0 mL

Instrument/Analyst: NT2/PK

Dilution Factor: 3.00

GPC Cleanup: Yes

Percent Moisture: 36.8%

Silica Gel Cleanup: No

Alumina Cleanup: No

CAS Number	Analyte	RL	Result
53-70-3	Dibenz (a, h) anthracene	18	< 18 U
106-46-7	1,4-Dichlorobenzene	18	< 18 U
120-82-1	1,2,4-Trichlorobenzene	18	< 18 U
118-74-1	Hexachlorobenzene	18	< 18 U
87-68-3	Hexachlorobutadiene	18	< 18 U
131-11-3	Dimethylphthalate	46	< 46 U
85-68-7	Butylbenzylphthalate	46	69
95-48-7	2-Methylphenol	18	< 18 U
105-67-9	2,4-Dimethylphenol	18	< 18 U
86-30-6	N-Nitrosodiphenylamine	18	< 18 U
100-51-6	Benzyl Alcohol	91	< 91 U
87-86-5	Pentachlorophenol	91	< 91 U
95-50-1	1,2-Dichlorobenzene	18	< 18 U
541-73-1	1,3-Dichlorobenzene	18	< 18 U

Reported in µg/kg (ppb)

SIM Semivolatile Surrogate Recovery

2-Fluorobiphenyl	81.6%	d5-Phenol	70.4%
2-Fluorophenol	68.8%	d4-2-Chlorophenol	76.8%
d4-1,2-Dichlorobenzene	63.6%	d5-Nitrobenzene	78.0%
2,4,6-Tribromophenol	92.0%	d14-p-Terphenyl	130%

Analytical Resources, Inc.

Semivolatle Report SW846 Method 8270D

Data file : /chem3/nt2.i/20090617.b/061719.d
 Lab Smp Id: PB440 Client Smp ID: 3SED9-C
 Inj Date : 17-JUN-2009 23:32
 Operator : VTS Inst ID: nt2.i
 Smp Info : PB440,3
 Misc Info : 09-12801
 Comment :
 Method : /chem3/nt2.i/20090617.b/SIMABN.m
 Meth Date : 18-Jun-2009 14:45 peter Quant Type: ISTD
 Cal Date : 11-MAY-2009 13:57 Cal File: ic051104.d
 Als bottle: 19
 Dil Factor: 3.00000
 Integrator: HP RTE Compound Sublist: wind.sub
 Target Version: 3.50
 Processing Host: cserv3

Concentration Formula: Amt * DF * Vt / (Ws * (100 - M) / 100) * CpndVariable

Name	Value	Description
DF	3.00000	Dilution Factor
Vt	1000.00000	Volume of final extract (uL)
Ws	26.10000	Weight of sample extracted (g)
M	36.80000	% Moisture

Cpnd Variable

Local Compound Variable

Compounds	QUANT SIG	RT	EXP RT	REL RT	RESPONSE	CONCENTRATIONS	
						ON-COLUMN (ug/mL)	FINAL (ug/kg)
\$ 1 2-Fluorophenol	112	5.461	5.445	(0.750)	69147	0.85939	156.3
\$ 2 Phenol-d5	99	6.923	6.888	(0.950)	93562	0.87818	159.7
3 Phenol	94	Compound Not Detected.					
\$ 5 2-Chlorophenol-d4	132	7.004	6.992	(0.962)	68476	0.95639	173.9
7 1,3-Dichlorobenzene	146	Compound Not Detected.					
* 8 1,4-Dichlorobenzene-d4	152	7.284	7.284	(1.000)	134674	2.00000	
9 1,4-Dichlorobenzene	146	Compound Not Detected.					
\$ 10 1,2-Dichlorobenzene-d4	152	7.561	7.561	(1.038)	27210	0.53181	96.72
11 Benzyl alcohol	79	Compound Not Detected.					
12 1,2-Dichlorobenzene	146	Compound Not Detected.					
13 2-Methylphenol	108	Compound Not Detected.					
15 4-Methylphenol	108	Compound Not Detected.					
16 N-Nitroso-di-n-propylamine	70	Compound Not Detected.					
\$ 18 Nitrobenzene-d5	82	8.165	8.165	(0.882)	67555	0.65059	118.3
22 2,4-Dimethylphenol	107	Compound Not Detected.					

Compounds	QUANT SIG MASS	RT	EXP RT	REL RT	RESPONSE	CONCENTRATIONS	
						ON-COLUMN (ug/mL)	FINAL (ug/kg)
26 1,2,4-Trichlorobenzene	180						
* 27 Naphthalene-d8	136	9.263	9.263	(1.000)	382514	2.00000	
30 Hexachlorobutadiene	225						
\$ 36 2-Fluorobiphenyl	172	11.045	11.046	(0.914)	95664	0.67591	122.9
39 Dimethylphthalate	163	11.771	11.773	(0.974)	15436	0.10402	18.92
* 42 Acenaphthene-d10	162	12.083	12.084	(1.000)	198392	2.00000	
50 Diethylphthalate	149	12.917	12.928	(1.069)	14007	0.09261	16.84
54 N-Nitrosodiphenylamine	169						
\$ 55 2,4,6-Tribromophenol	330	13.380	13.380	(0.926)	19866	1.15360	209.8
57 Hexachlorobenzene	284						
58 Pentachlorophenol	266	14.291	14.291	(0.989)	2158	0.08807	16.02 (M)
* 59 Phenanthrene-d10	188	14.445	14.445	(1.000)	364301	2.00000	
\$ 66 Terphenyl-d14	244	17.089	17.090	(0.912)	65359	1.08499	197.3
67 Butylbenzylphthalate	149	17.968	17.970	(0.959)	28320	0.37596	68.38 (M)
* 69 Chrysene-d12	240	18.729	18.730	(1.000)	193652	2.00000	
* 77 Perylene-d12	264	20.899	20.869	(1.000)	74406	2.00000	
79 Dibenzo(a,h)anthracene	278						
90 N-Nitrosodimethylamine	74						

QC Flag Legend

M - Compound response manually integrated.

Analytical Resources, Inc.

INTERNAL STANDARD COMPOUNDS
 AREA AND RT SUMMARY

Instrument ID: nt2.i
 Lab File ID: 061719.d
 Lab Smp Id: PB440
 Analysis Type: SV
 Quant Type: ISTD
 Operator: VTS
 Method File: /chem3/nt2.i/20090617.b/SIMABN.m
 Misc Info: 09-12801

Calibration Date: 17-JUN-2009
 Calibration Time: 12:11
 Client Smp ID: 3SED9-C
 Level: LOW
 Sample Type: Sediment

Test Mode:
 Use Initial Calibration Level 4.

COMPOUND	STANDARD	AREA LIMIT		SAMPLE	%DIFF
		LOWER	UPPER		
8 1,4-Dichlorobenze	119785	59892	239570	134674	12.43
27 Naphthalene-d8	372217	186108	744434	382514	2.77
42 Acenaphthene-d10	182713	91356	365426	198392	8.58
59 Phenanthrene-d10	286879	143440	573758	364301	26.99
69 Chrysene-d12	251912	125956	503824	193652	-23.13
77 Perylene-d12	231524	115762	463048	74406	-67.86

COMPOUND	STANDARD	RT LIMIT		SAMPLE	%DIFF
		LOWER	UPPER		
8 1,4-Dichlorobenze	7.28	6.78	7.78	7.28	0.00
27 Naphthalene-d8	9.26	8.76	9.76	9.26	0.00
42 Acenaphthene-d10	12.08	11.58	12.58	12.08	-0.01
59 Phenanthrene-d10	14.45	13.95	14.95	14.45	0.00
69 Chrysene-d12	18.73	18.23	19.23	18.73	-0.01
77 Perylene-d12	20.87	20.37	21.37	20.90	0.14

AREA UPPER LIMIT = +100% of internal standard area.
 AREA LOWER LIMIT = - 50% of internal standard area.
 RT UPPER LIMIT = + 0.50 minutes of internal standard RT.
 RT LOWER LIMIT = - 0.50 minutes of internal standard RT.

Analytical Resources, Inc.

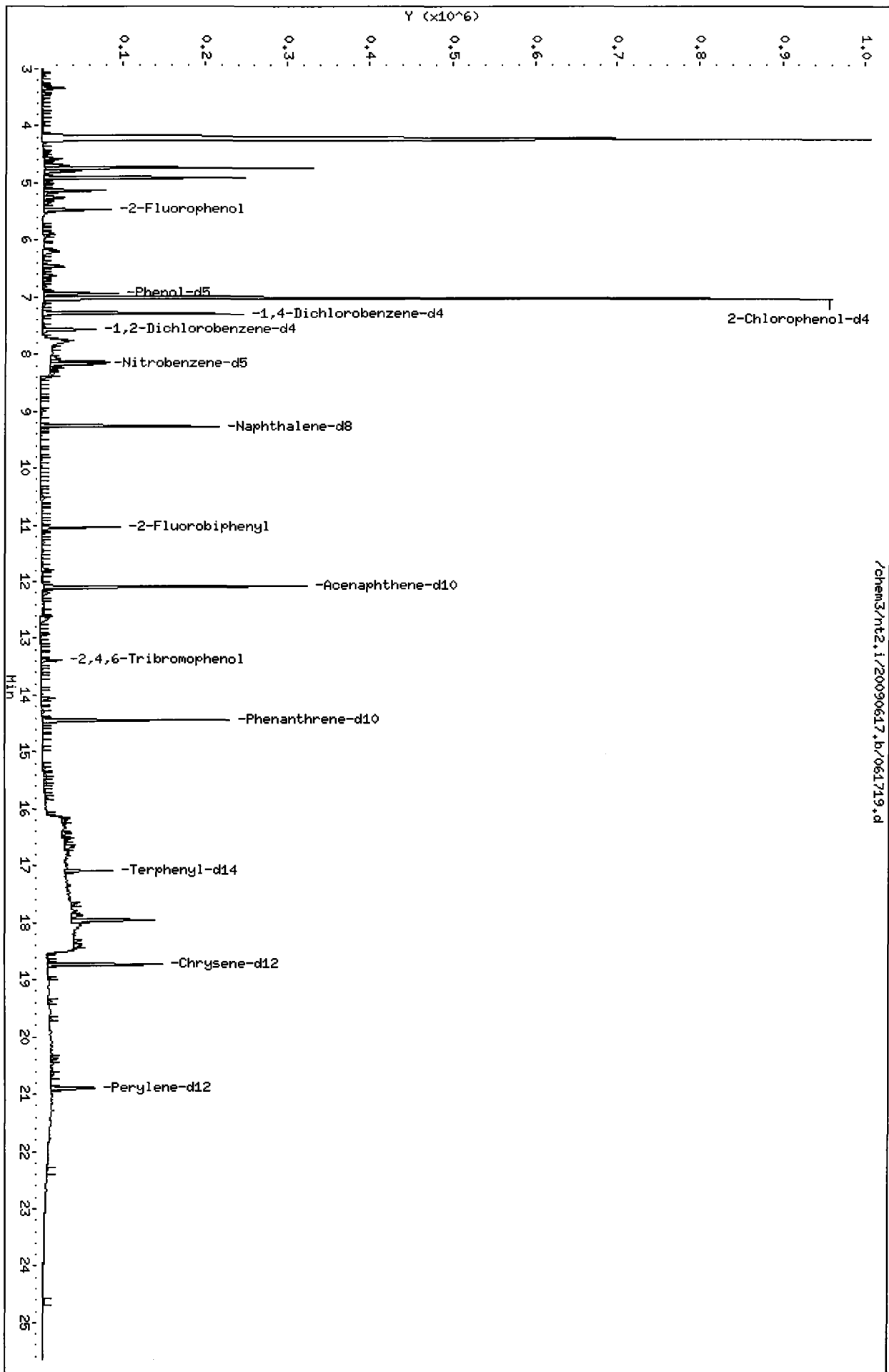
RECOVERY REPORT

Client Name: ESC Client SDG: PB44
 Sample Matrix: SOLID Fraction: SV
 Lab Smp Id: PB440 Client Smp ID: 3SED9-C
 Level: LOW Operator: VTS
 Data Type: MS DATA SampleType: SAMPLE
 SpikeList File: wind.spk Quant Type: ISTD
 Sublist File: wind.sub
 Method File: /chem3/nt2.i/20090617.b/SIMABN.m
 Misc Info: 09-12801

SURROGATE COMPOUND	CONC ADDED ug/kg	CONC RECOVERED ug/kg	% RECOVERED	LIMITS
\$ 1 2-Fluorophenol	227.3	156.3	68.75	30-160
\$ 2 Phenol-d5	227.3	159.7	70.25	30-160
\$ 5 2-Chlorophenol-d4	227.3	173.9	76.51	30-160
\$ 10 1,2-Dichlorobenzen	151.6	96.72	63.82	30-160
\$ 18 Nitrobenzene-d5	151.6	118.3	78.07	30-160
\$ 36 2-Fluorobiphenyl	151.6	122.9	81.11	30-160
\$ 55 2,4,6-Tribromophen	227.3	209.8	92.29	30-160
\$ 66 Terphenyl-d14	151.6	197.3	130.20	30-160

Data File: /chem3/nt2.i/20090617.b/061719.d
Date: 17-JUN-2009 23:32
Client ID: 3SED9-C
Sample Info: PB440,3
Volume Injected (uL): 2.0
Column phase: ZB-5

Instrument: nt2.i
Operator: VTS
Column diameter: 0.32



Date : 17-JUN-2009 23:32

Client ID: 3SED9-C

Instrument: nt2.i

Sample Info: PB440,3

Volume Injected (uL): 2.0

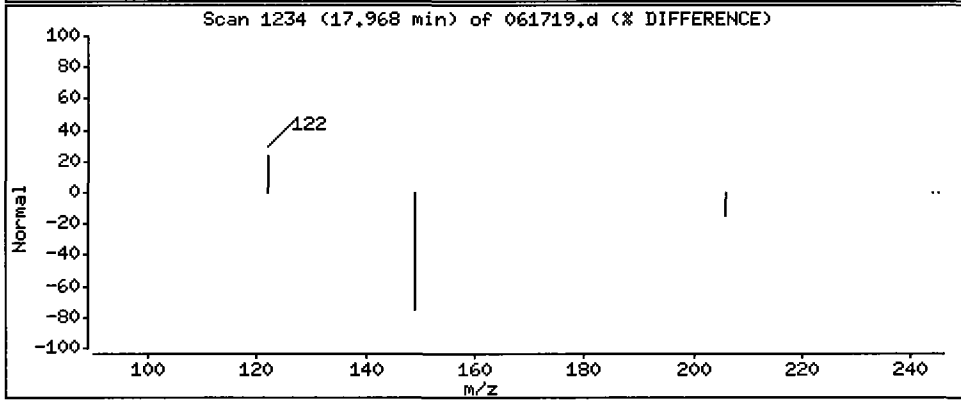
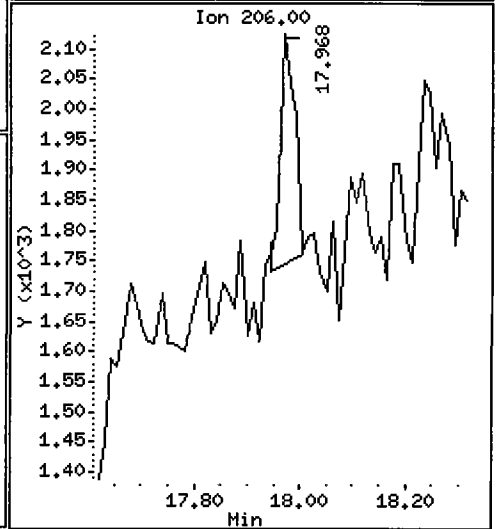
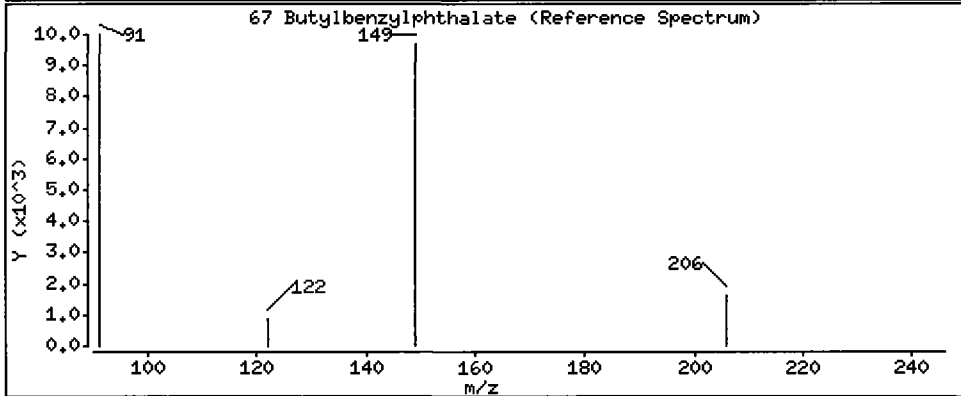
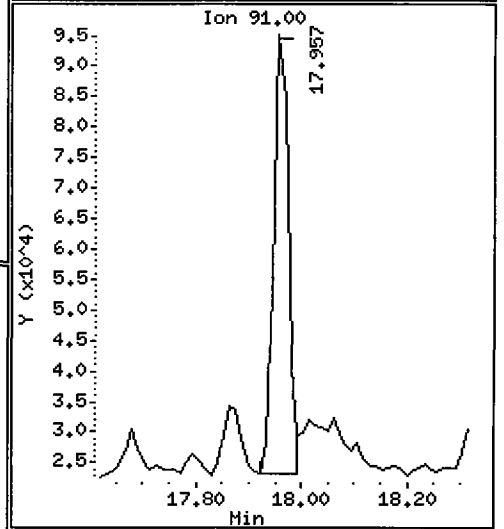
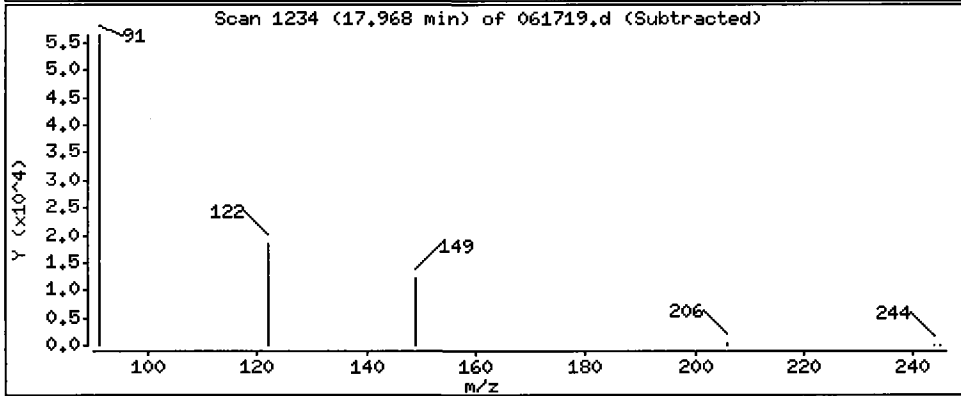
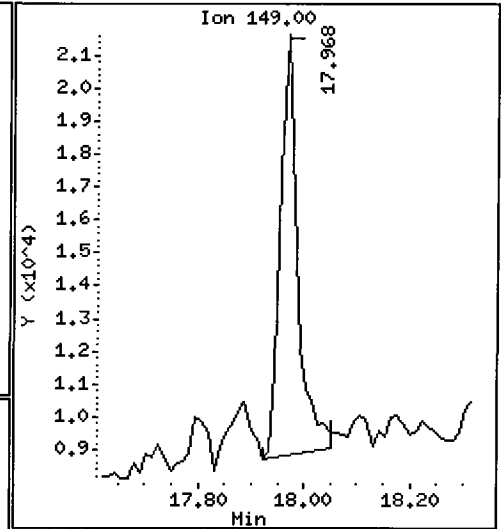
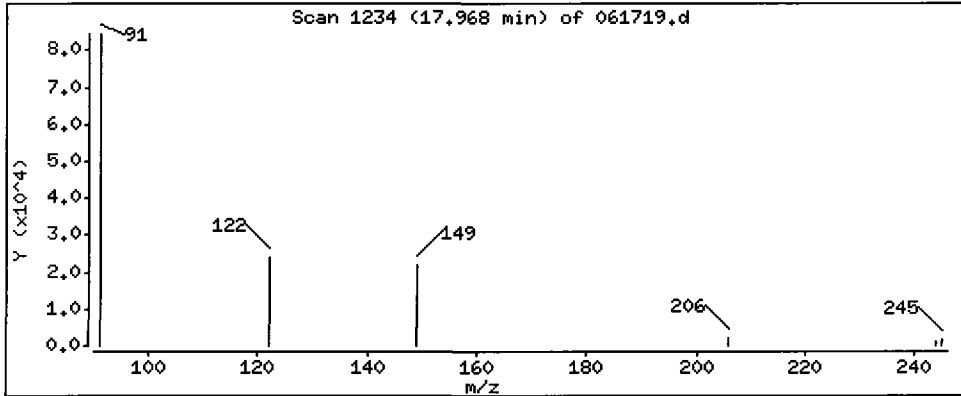
Operator: VTS

Column phase: ZB-5

Column diameter: 0.32

67 Butylbenzylphthalate

Concentration: 68.38 ug/kg



SIM Semivolatile Analysis
Standard Raw Data

prepared
for

ENVIROMENTAL SCIENCE CORP.

Project: JELD-WEN NORD DOOR

ARI JOB NO: PB44

prepared
by

Analytical Resources, Inc.

SEMIVOLATILE 8270-D INITIAL CALIBRATION DATA

Lab Name: ANALYTICAL RESOURCES, INC

Client: ESC

ARI Job No: PB44

Project: JELD-WEN NORD DOOR

Instrument ID: NT2

Calibration Date: 05/11/09

LAB FILE ID:	RRF0.1=IC051103	RRF0.5=IC051105	RRF1 =IC051106					
	RRF2.5=IC051101	RRF5 =IC051104	RRF10 =IC051102					
COMPOUND	RRF 0.1	RRF 0.5	RRF 1	RRF 2.5	RRF 5	RRF 10	RRF	%RSD /R^2
Phenol	2.353	2.037	2.060	2.128	2.145	1.938	2.110	6.6
1,3-Dichlorobenzene	1.635	1.396	1.436	1.439	1.372	1.200	1.413	9.9
1,4-Dichlorobenzene	1.700	1.430	1.435	1.442	1.460	1.325	1.465	8.5
1,2-Dichlorobenzene	1.542	1.305	1.314	1.293	1.288	1.175	1.320	9.1
Benzyl alcohol	1.549	1.275	1.325	1.467	1.240	1.241	1.350	9.6
2-Methylphenol	1.371	1.247	1.276	1.319	1.278	1.166	1.276	5.4
N-Nitroso-di-n-propylamine	1.410	1.185	1.203	1.226	1.197	1.102	1.220	8.3
4-Methylphenol	1.337	1.246	1.290	1.344	1.392	1.219	1.305	5.0
2,4-Dimethylphenol	0.506	0.510	0.526	0.508	0.480	0.419	0.492	7.8
1,2,4-Trichlorobenzene	0.361	0.299	0.313	0.277	0.315	0.301	0.311	9.1
Hexachlorobutadiene	0.192	0.160	0.162	0.150	0.160	0.148	0.162	9.8
Dimethylphthalate	1.600	1.423	1.536	1.485	1.486	1.445	1.496	4.3
Diethylphthalate	1.651	1.442	1.505	1.520	1.569	1.461	1.525	5.0
N-Nitrosodiphenylamine (1)	0.623	0.564	0.601	0.626	0.626	0.562	0.600	5.0
Hexachlorobenzene	0.246	0.210	0.216	0.223	0.220	0.199	0.219	7.3
Pentachlorophenol	0.130	0.117	0.130	0.136	0.153	0.141	0.134	9.0
Butylbenzylphthalate	0.801	0.722	0.772	0.795	0.817	0.761	0.778	4.4
Dibenzo(a,h)anthracene	0.854	0.920	0.971	0.907	1.004	0.918	0.929	5.6
N-Nitrosodimethylamine		0.922	0.938	0.995	0.978	0.887	0.944	4.6
2-Fluorophenol		1.166	1.210	1.235	1.239	1.124	1.195	4.1
Phenol-d5		1.545	1.564	1.654	1.649	1.499	1.582	4.3
2-Chlorophenol-d4		1.043	1.065	1.094	1.108	1.006	1.063	3.9
1,2-Dichlorobenzene-d4		0.765	0.763	0.761	0.786	0.725	0.760	2.9
Nitrobenzene-d5		0.547	0.567	0.529	0.551	0.519	0.543	3.5
2-Fluorobiphenyl		1.367	1.428	1.439	1.460	1.440	1.427	2.5
2,4,6-Tribromophenol		0.086	0.095	0.098	0.100	0.094	0.095	5.6
Terphenyl-d14		0.592	0.624	0.632	0.657	0.605	0.622	4.0

(1) Cannot be seperated from Diphenylamine

<- Outside QC limits: %RSD <20% or R^2 > 0.990

FORM VI SV-1

Analytical Resources, Inc.

INITIAL CALIBRATION DATA

Start Cal Date : 11-MAY-2009 12:17
 End Cal Date : 11-MAY-2009 15:06
 Quant Method : ISTD
 Origin : Disabled
 Target Version : 3.50
 Integrator : HP RTE
 Method file : /chem3/nt2.i/20090511.b/SIMABN.m
 Cal Date : 12-May-2009 15:30 peter
 Curve Type : Average

Calibration File Names:

Level 1: /chem3/nt2.i/20090511.b/ic051103.d
 Level 2: /chem3/nt2.i/20090511.b/ic051105.d
 Level 3: /chem3/nt2.i/20090511.b/ic051106.d
 Level 4: /chem3/nt2.i/20090511.b/ic051101.d
 Level 5: /chem3/nt2.i/20090511.b/ic051104.d
 Level 6: /chem3/nt2.i/20090511.b/ic051102.d

Compound	0.10000 Level 1	0.50000 Level 2	1.000 Level 3	2.500 Level 4	5.000 Level 5	10.000 Level 6	RRF	% RSD
138 Chlorobenzilate	++++	++++	++++	++++	++++	++++	++++	++++
139 Isodrin	++++	++++	++++	++++	++++	++++	++++	++++
140 Diallate A	++++	++++	++++	++++	++++	++++	++++	++++
141 Diallate B	++++	++++	++++	++++	++++	++++	++++	++++
142 1,2-Dibromo-3-Chloropropane	++++	++++	++++	++++	++++	++++	++++	++++
135 2,3,5,6-Tetrachlorophenol	++++	++++	++++	++++	++++	++++	++++	++++
136 2,3,4,5-tetrachlorophenol	++++	++++	++++	++++	++++	++++	++++	++++
137 NewCpnd_131	++++	++++	++++	++++	++++	++++	++++	++++
133 Butylatedhydroxytoluene	++++	++++	++++	++++	++++	++++	++++	++++
132 3,6-Dimethylphenanthrene	++++	++++	++++	++++	++++	++++	++++	++++
131 1-Methylphenanthrene	++++	++++	++++	++++	++++	++++	++++	++++
146 Benzo(j)fluoranthene	++++	++++	++++	++++	++++	++++	++++	++++
130 Dibenzothiophene	++++	++++	++++	++++	++++	++++	++++	++++
129 1-Methylfluorene	++++	++++	++++	++++	++++	++++	++++	++++
128 N-Hexadecane	++++	++++	++++	++++	++++	++++	++++	++++
127 2-Isopropynaphthalene	++++	++++	++++	++++	++++	++++	++++	++++
126 N-Tetradecane	++++	++++	++++	++++	++++	++++	++++	++++
144 alpha-Terpineol	++++	++++	++++	++++	++++	++++	++++	++++
125 Safrole	++++	++++	++++	++++	++++	++++	++++	++++
124 3,4-Dimethylphenol	++++	++++	++++	++++	++++	++++	++++	++++
123 Acetophenone	++++	++++	++++	++++	++++	++++	++++	++++

Analytical Resources, Inc.

INITIAL CALIBRATION DATA

Start Cal Date : 11-MAY-2009 12:17
 End Cal Date : 11-MAY-2009 15:06
 Quant Method : ISTD
 Origin : Disabled
 Target Version : 3.50
 Integrator : HP RTE
 Method file : /chem3/nt2.i/20090511.b/SIMABN.m
 Cal Date : 12-May-2009 15:30 peter
 Curve Type : Average

Compound	0.10000 Level 1	0.50000 Level 2	1.000 Level 3	2.500 Level 4	5.000 Level 5	10.000 Level 6	RRF	% RSD
122 Furfuraldehyde	++++	++++	++++	++++	++++	++++	++++	++++
143 1,4-Dioxane	++++	++++	++++	++++	++++	++++	++++	++++
121 Quinoline	++++	++++	++++	++++	++++	++++	++++	++++
120 2,3,4,6-Tetrachlorophenol	++++	++++	++++	++++	++++	++++	++++	++++
119 7,12-Dimethylbenz(a)anthracen	++++	++++	++++	++++	++++	++++	++++	++++
118 Triphenyl Phosphate	++++	++++	++++	++++	++++	++++	++++	++++
117 Butyl Diphenyl Phosphate	++++	++++	++++	++++	++++	++++	++++	++++
116 Dibutyl Phenyl Phosphate	++++	++++	++++	++++	++++	++++	++++	++++
115 Tributyl Phosphate	++++	++++	++++	++++	++++	++++	++++	++++
114 Beta-Pinene	++++	++++	++++	++++	++++	++++	++++	++++
113 Diphenyl Oxide	++++	++++	++++	++++	++++	++++	++++	++++
112 Biphenyl	++++	++++	++++	++++	++++	++++	++++	++++
111 Azobenzene (1,2-DP-Hydrazine)	++++	++++	++++	++++	++++	++++	++++	++++
110 Tetrachloroguaiacol	++++	++++	++++	++++	++++	++++	++++	++++
109 3,4,5-Trichloroguaiacol	++++	++++	++++	++++	++++	++++	++++	++++
108 4,5,6-Trichloroguaiacol	++++	++++	++++	++++	++++	++++	++++	++++
107 4,5-Dichloro-2-Methoxyphenol	++++	++++	++++	++++	++++	++++	++++	++++
106 Guaiacol	++++	++++	++++	++++	++++	++++	++++	++++
105 1-methylnaphthalene	++++	++++	++++	++++	++++	++++	++++	++++
3 Phenol	2.35301	2.03667	2.06053	2.12757	2.14478	1.93806	2.11010	6.633
4 Bis(2-Chloroethyl)ether	++++	++++	++++	++++	++++	++++	++++	++++
6 2-Chlorophenol	++++	++++	++++	++++	++++	++++	++++	++++
7 1,3-Dichlorobenzene	1.63523	1.39646	1.43645	1.43894	1.37151	1.20033	1.41315	9.899
9 1,4-Dichlorobenzene	1.70034	1.42967	1.43495	1.44243	1.46013	1.32481	1.46539	8.508
11 Benzyl alcohol	1.54915	1.27504	1.32502	1.46708	1.24036	1.24076	1.34957	9.579
12 1,2-Dichlorobenzene	1.54213	1.30542	1.31407	1.29282	1.28767	1.17543	1.31959	9.111
13 2-Methylphenol	1.37123	1.24700	1.27565	1.31896	1.27800	1.16626	1.27618	5.406
14 2,2'-oxybis(1-Chloropropane)	++++	++++	++++	++++	++++	++++	++++	++++
15 4-Methylphenol	1.33720	1.24574	1.29031	1.34426	1.39220	1.21896	1.30478	5.004

Analytical Resources, Inc.

INITIAL CALIBRATION DATA

Start Cal Date : 11-MAY-2009 12:17
 End Cal Date : 11-MAY-2009 15:06
 Quant Method : ISTD
 Origin : Disabled
 Target Version : 3.50
 Integrator : HP RTE
 Method file : /chem3/nt2.i/20090511.b/SIMABN.m
 Cal Date : 12-May-2009 15:30 peter
 Curve Type : Average

Compound	0.10000 Level 1	0.50000 Level 2	1.000 Level 3	2.500 Level 4	5.000 Level 5	10.000 Level 6	RRF	% RSD
16 N-Nitroso-di-n-propylamine	1.40958	1.18482	1.20306	1.22582	1.19733	1.10244	1.22051	8.342
17 Hexachloroethane	++++	++++	++++	++++	++++	++++	++++	++++
19 Nitrobenzene	++++	++++	++++	++++	++++	++++	++++	++++
20 Isophorone	++++	++++	++++	++++	++++	++++	++++	++++
21 2-Nitrophenol	++++	++++	++++	++++	++++	++++	++++	++++
22 2,4-Dimethylphenol	0.50635	0.51022	0.52552	0.50767	0.48049	0.41874	0.49150	7.830
23 Bis(2-Chloroethoxy)methane	++++	++++	++++	++++	++++	++++	++++	++++
24 Benzoic acid	++++	++++	++++	++++	++++	++++	++++	++++
25 2,4-Dichlorophenol	++++	++++	++++	++++	++++	++++	++++	++++
26 1,2,4-Trichlorobenzene	0.36148	0.29879	0.31308	0.27697	0.31541	0.30115	0.31115	9.063
28 Naphthalene	++++	++++	++++	++++	++++	++++	++++	++++
29 4-Chloroaniline	++++	++++	++++	++++	++++	++++	++++	++++
30 Hexachlorobutadiene	0.19228	0.15956	0.16164	0.15004	0.16014	0.14828	0.16199	9.790
31 4-Chloro-3-methylphenol	++++	++++	++++	++++	++++	++++	++++	++++
32 2-Methylnaphthalene	++++	++++	++++	++++	++++	++++	++++	++++
33 Hexachlorocyclopentadiene	++++	++++	++++	++++	++++	++++	++++	++++
34 2,4,6-Trichlorophenol	++++	++++	++++	++++	++++	++++	++++	++++
35 2,4,5-Trichlorophenol	++++	++++	++++	++++	++++	++++	++++	++++
37 2-Chloronaphthalene	++++	++++	++++	++++	++++	++++	++++	++++
38 2-Nitroaniline	++++	++++	++++	++++	++++	++++	++++	++++
39 Dimethylphthalate	1.60032	1.42290	1.53634	1.48470	1.48634	1.44517	1.49596	4.297
40 Acenaphthylene	++++	++++	++++	++++	++++	++++	++++	++++
41 2,6-Dinitrotoluene	++++	++++	++++	++++	++++	++++	++++	++++
43 3-Nitroaniline	++++	++++	++++	++++	++++	++++	++++	++++
44 Acenaphthene	++++	++++	++++	++++	++++	++++	++++	++++
45 2,4-Dinitrophenol	++++	++++	++++	++++	++++	++++	++++	++++
46 Dibenzofuran	++++	++++	++++	++++	++++	++++	++++	++++
47 4-Nitrophenol	++++	++++	++++	++++	++++	++++	++++	++++
48 2,4-Dinitrotoluene	++++	++++	++++	++++	++++	++++	++++	++++

Analytical Resources, Inc.

INITIAL CALIBRATION DATA

Start Cal Date : 11-MAY-2009 12:17
 End Cal Date : 11-MAY-2009 15:06
 Quant Method : ISTD
 Origin : Disabled
 Target Version : 3.50
 Integrator : HP RTE
 Method file : /chem3/nt2.i/20090511.b/SIMABN.m
 Cal Date : 12-May-2009 15:30 peter
 Curve Type : Average

Compound	0.10000 Level 1	0.50000 Level 2	1.000 Level 3	2.500 Level 4	5.000 Level 5	10.000 Level 6	RRF	% RSD
49 Fluorene	++++	++++	++++	++++	++++	++++	++++	++++
50 Diethylphthalate	1.65080	1.44187	1.50543	1.52017	1.56866	1.46111	1.52467	5.006
51 4-Chlorophenyl-phenylether	++++	++++	++++	++++	++++	++++	++++	++++
52 4-Nitroaniline	++++	++++	++++	++++	++++	++++	++++	++++
53 4,6-Dinitro-2-methylphenol	++++	++++	++++	++++	++++	++++	++++	++++
54 N-Nitrosodiphenylamine	0.62299	0.56426	0.60117	0.62620	0.62573	0.56229	0.60044	5.038
56 4-Bromophenyl-phenylether	++++	++++	++++	++++	++++	++++	++++	++++
57 Hexachlorobenzene	0.24604	0.20958	0.21560	0.22295	0.21951	0.19869	0.21873	7.255
58 Pentachlorophenol	0.13018	0.11686	0.12984	0.13631	0.15302	0.14091	0.13452	9.038
60 Phenanthrene	++++	++++	++++	++++	++++	++++	++++	++++
61 Anthracene	++++	++++	++++	++++	++++	++++	++++	++++
62 Carbazole	++++	++++	++++	++++	++++	++++	++++	++++
63 Di-n-butylphthalate	++++	++++	++++	++++	++++	++++	++++	++++
64 Fluoranthene	++++	++++	++++	++++	++++	++++	++++	++++
65 Pyrene	++++	++++	++++	++++	++++	++++	++++	++++
67 Butylbenzylphthalate	0.80126	0.72179	0.77155	0.79544	0.81697	0.76078	0.77797	4.401
68 Benzo(a)anthracene	++++	++++	++++	++++	++++	++++	++++	++++
70 3,3'-Dichlorobenzidine	++++	++++	++++	++++	++++	++++	++++	++++
71 Chrysene	++++	++++	++++	++++	++++	++++	++++	++++
72 bis(2-Ethylhexyl)phthalate	++++	++++	++++	++++	++++	++++	++++	++++
73 Di-n-octylphthalate	++++	++++	++++	++++	++++	++++	++++	++++
74 Benzo(b)fluoranthene	++++	++++	++++	++++	++++	++++	++++	++++
75 Benzo(k)fluoranthene	++++	++++	++++	++++	++++	++++	++++	++++
76 Benzo(a)pyrene	++++	++++	++++	++++	++++	++++	++++	++++
78 Indeno(1,2,3-cd)pyrene	++++	++++	++++	++++	++++	++++	++++	++++
79 Dibenzo(a,h)anthracene	0.85393	0.91963	0.97068	0.90737	1.00387	0.91826	0.92895	5.624
80 Benzo(g,h,i)perylene	++++	++++	++++	++++	++++	++++	++++	++++
90 N-Nitrosodimethylamine	++++	0.92218	0.93790	0.99482	0.97791	0.88725	0.94401	4.577
91 Aniline	++++	++++	++++	++++	++++	++++	++++	++++

Analytical Resources, Inc.

INITIAL CALIBRATION DATA

Start Cal Date : 11-MAY-2009 12:17
 End Cal Date : 11-MAY-2009 15:06
 Quant Method : ISTD
 Origin : Disabled
 Target Version : 3.50
 Integrator : HP RTE
 Method file : /chem3/nt2.i/20090511.b/SIMABN.m
 Cal Date : 12-May-2009 15:30 peter
 Curve Type : Average

Compound	0.10000 Level 1	0.50000 Level 2	1.000 Level 3	2.500 Level 4	5.000 Level 5	10.000 Level 6	RRF	% RSD
92 1,2-Diphenylhydrazine	+++++	+++++	+++++	+++++	+++++	+++++	+++++	+++++
93 Benzidine	+++++	+++++	+++++	+++++	+++++	+++++	+++++	+++++
96 p-Cymene	+++++	+++++	+++++	+++++	+++++	+++++	+++++	+++++
97 Caffeine	+++++	+++++	+++++	+++++	+++++	+++++	+++++	+++++
98 Retene	+++++	+++++	+++++	+++++	+++++	+++++	+++++	+++++
99 Perylene	+++++	+++++	+++++	+++++	+++++	+++++	+++++	+++++
100 3-beta-Coprostanol	+++++	+++++	+++++	+++++	+++++	+++++	+++++	+++++
101 Cholesterol	+++++	+++++	+++++	+++++	+++++	+++++	+++++	+++++
102 beta-Sitosterol	+++++	+++++	+++++	+++++	+++++	+++++	+++++	+++++
103 Pyridine	+++++	+++++	+++++	+++++	+++++	+++++	+++++	+++++
=====								
\$ 1 2-Fluorophenol	+++++	1.16624	1.21032	1.23485	1.23939	1.12366	1.19489	4.123
\$ 145 d8-1,4-Dioxane	+++++	+++++	+++++	+++++	+++++	+++++	+++++	+++++
\$ 2 Phenol-d5	+++++	1.54477	1.56457	1.65376	1.64882	1.49908	1.58220	4.261
\$ 5 2-Chlorophenol-d4	+++++	1.04320	1.06495	1.09409	1.10852	1.00564	1.06328	3.856
\$ 10 1,2-Dichlorobenzene-d4	+++++	0.76472	0.76331	0.76086	0.78564	0.72467	0.75984	2.898
\$ 18 Nitrobenzene-d5	+++++	0.54750	0.56702	0.52950	0.55120	0.51935	0.54291	3.453
\$ 36 2-Fluorobiphenyl	+++++	1.36728	1.42789	1.43887	1.45990	1.44013	1.42681	2.469
\$ 55 2,4,6-Tribromophenol	+++++	0.08607	0.09523	0.09767	0.10011	0.09364	0.09454	5.643
\$ 66 Terphenyl-d14	+++++	0.59221	0.62424	0.63231	0.65665	0.60530	0.62214	4.001
\$ 85 p-Cresol-d4	+++++	+++++	+++++	+++++	+++++	+++++	+++++	+++++
\$ 86 Anthracene-d10	+++++	+++++	+++++	+++++	+++++	+++++	+++++	+++++
\$ 87 Fluoranthene-d10	+++++	+++++	+++++	+++++	+++++	+++++	+++++	+++++
\$ 88 Dibenz(a,h)anthracene-d14	+++++	+++++	+++++	+++++	+++++	+++++	+++++	+++++
\$ 89 Diphenyl-d10	+++++	+++++	+++++	+++++	+++++	+++++	+++++	+++++
\$ 95 D10-1-methylnaphthalene	+++++	+++++	+++++	+++++	+++++	+++++	+++++	+++++

Analytical Resources, Inc.

Semivolatile Report SW846 Method 8270D

Data file : /chem3/nt2.i/20090511.b/ic051101.d
 Lab Smp Id: ABN 2.5
 Inj Date : 11-MAY-2009 12:17
 Operator : VTS
 Smp Info : ABN 2.5
 Misc Info :
 Comment :
 Method : /chem3/nt2.i/20090511.b/SIMABN.m
 Meth Date : 12-May-2009 15:55 peter
 Cal Date : 11-MAY-2009 13:57
 Als bottle: 1
 Dil Factor: 1.00000
 Integrator: HP RTE
 Target Version: 3.50
 Processing Host: cserv3

Inst ID: nt2.i

Quant Type: ISTD
 Cal File: ic051104.d
 Calibration Sample, Level: 4
 Compound Sublist: wind.sub

Concentration Formula: Amt * DF * Vt/(Ws * (100 - M)/100) * CpndVariable

Name	Value	Description
DF	1.00000	Dilution Factor
Vt	1000.00000	Volume of final extract (uL)
Ws	16.00000	Weight of sample extracted (g)
M	0.00000	% Moisture

Cpnd Variable

Local Compound Variable

Compounds	QUANT	SIG	RT	EXP RT	REL RT	RESPONSE	AMOUNTS	
							CAL-AMT (ug/mL)	ON-COL (ug/mL)
\$ 1 2-Fluorophenol	112	==	6.027	6.036	(0.764)	184895	2.50000	2.584
\$ 2 Phenol-d5	99	==	7.427	7.612	(0.942)	247619	2.50000	2.613
3 Phenol	94	==	7.438	7.439	(0.943)	318564	2.50000	2.521
\$ 5 2-Chlorophenol-d4	132	==	7.588	7.624	(0.962)	163819	2.50000	2.572
7 1,3-Dichlorobenzene	146	==	7.815	7.816	(0.991)	215454	2.50000	2.546
* 8 1,4-Dichlorobenzene-d4	152	==	7.885	7.885	(1.000)	119785	2.00000	
9 1,4-Dichlorobenzene	146	==	7.902	7.902	(1.002)	215977	2.50000	2.461
\$ 10 1,2-Dichlorobenzene-d4	152	==	8.161	8.179	(1.035)	113925	2.50000	2.503
11 Benzyl alcohol	79	==	8.127	8.127	(1.031)	1098339	12.5000	13.59
12 1,2-Dichlorobenzene	146	==	8.179	8.179	(1.037)	193575	2.50000	2.449
13 2-Methylphenol	108	==	8.346	8.346	(1.059)	197489	2.50000	2.584
15 4-Methylphenol	108	==	8.577	8.577	(1.088)	201277	2.50000	2.576
16 N-Nitroso-di-n-propylamine	70	==	8.577	8.577	(1.088)	183544	2.50000	2.511
\$ 18 Nitrobenzene-d5	82	==	8.762	8.669	(0.887)	246361	2.50000	2.438

Compounds	QUANT SIG			AMOUNTS			
	MASS	RT	EXP RT	REL RT	RESPONSE	CAL-AMT (ug/mL)	ON-COL (ug/mL)
22 2,4-Dimethylphenol	107	9.400	9.398	(0.951)	236204	2.50000	2.582
26 1,2,4-Trichlorobenzene	180	9.822	9.840	(0.994)	128867	2.50000	2.225
* 27 Naphthalene-d8	136	9.880	9.878	(1.000)	372217	2.00000	(M)
30 Hexachlorobutadiene	225	10.226	10.243	(1.035)	69811	2.50000	2.316
\$ 36 2-Fluorobiphenyl	172	11.662	11.662	(0.917)	328626	2.50000	2.521
39 Dimethylphthalate	163	12.371	12.371	(0.973)	339092	2.50000	2.481
* 42 Acenaphthene-d10	162	12.717	12.717	(1.000)	182713	2.00000	
50 Diethylphthalate	149	13.528	13.528	(1.064)	347193	2.50000	2.493
54 N-Nitrosodiphenylamine	169	13.806	13.805	(0.915)	224553	2.50000	2.607
\$ 55 2,4,6-Tribromophenol	330	14.015	14.014	(0.929)	35024	2.50000	2.583
57 Hexachlorobenzene	284	14.629	14.628	(0.969)	79951	2.50000	2.548
58 Pentachlorophenol	266	14.906	14.905	(0.988)	244403	12.50000	12.67
* 59 Phenanthrene-d10	188	15.091	15.090	(1.000)	286879	2.00000	
\$ 66 Terphenyl-d14	244	17.735	17.736	(0.914)	199107	2.50000	2.541
67 Butylbenzylphthalate	149	18.603	18.603	(0.958)	250477	2.50000	2.556
* 69 Chrysene-d12	240	19.413	19.414	(1.000)	251912	2.00000	
* 77 Perylene-d12	264	21.583	21.568	(1.000)	231524	2.00000	
79 Dibenzo(a,h)anthracene	278	23.230	23.230	(1.076)	262596	2.50000	2.442
90 N-Nitrosodimethylamine	74	3.882	3.891	(0.492)	148955	2.50000	2.635

QC Flag Legend

M - Compound response manually integrated.

Analytical Resources, Inc.

INTERNAL STANDARD COMPOUNDS
 AREA AND RT SUMMARY

Instrument ID: nt2.i
 Lab File ID: ic051101.d
 Lab Smp Id: ABN 2.5
 Analysis Type: SV
 Quant Type: ISTD
 Operator: VTS
 Method File: /chem3/nt2.i/20090511.b/SIMABN.m
 Misc Info:

Calibration Date: 11-MAY-2009
 Calibration Time: 15:40

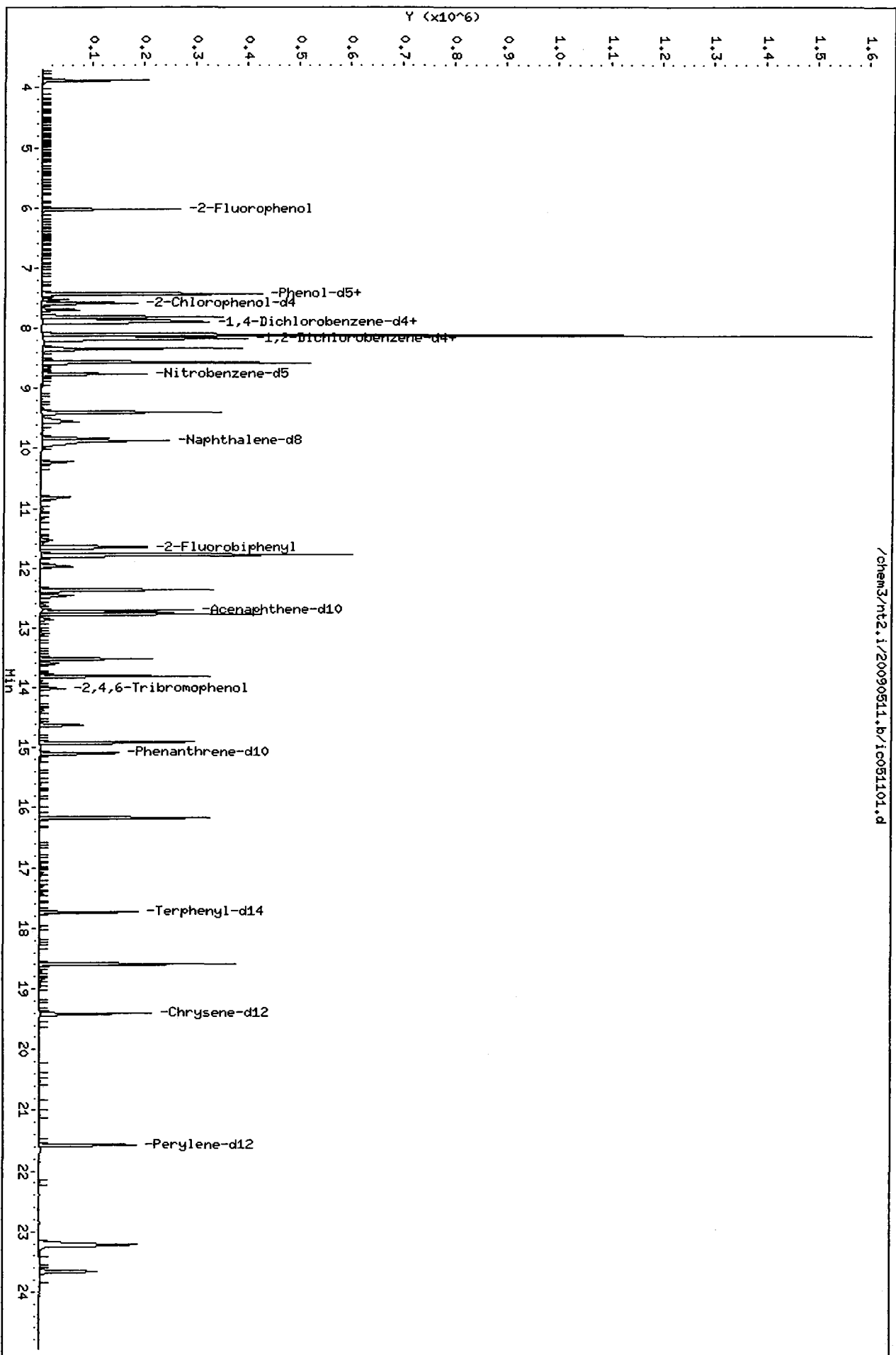
Level: LOW
 Sample Type: SOIL

Test Mode: Use Initial Calibration Level 4.

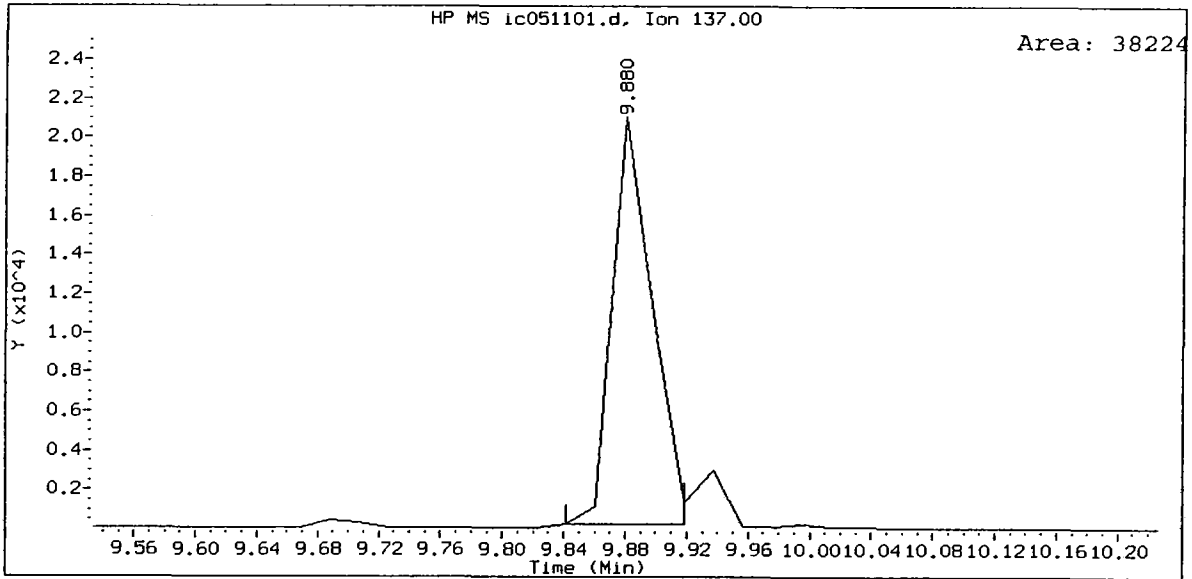
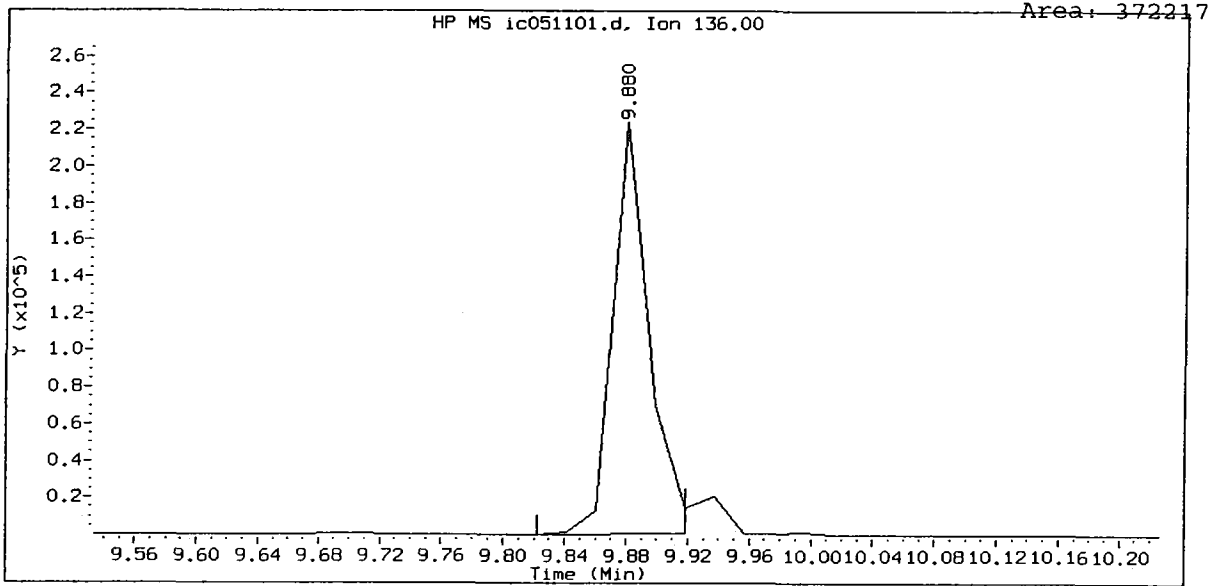
COMPOUND	STANDARD	AREA LIMIT		SAMPLE	%DIFF
		LOWER	UPPER		
8 1,4-Dichlorobenze	119785	59892	239570	119785	0.00
27 Naphthalene-d8	372217	186108	744434	372217	0.00
42 Acenaphthene-d10	182713	91356	365426	182713	0.00
59 Phenanthrene-d10	286879	143440	573758	286879	0.00
69 Chrysene-d12	251912	125956	503824	251912	0.00
77 Perylene-d12	231524	115762	463048	231524	0.00

COMPOUND	STANDARD	RT LIMIT		SAMPLE	%DIFF
		LOWER	UPPER		
8 1,4-Dichlorobenze	7.88	7.38	8.38	7.88	0.00
27 Naphthalene-d8	9.88	9.38	10.38	9.88	0.02
42 Acenaphthene-d10	12.72	12.22	13.22	12.72	0.00
59 Phenanthrene-d10	15.09	14.59	15.59	15.09	0.01
69 Chrysene-d12	19.41	18.91	19.91	19.41	0.00
77 Perylene-d12	21.57	21.07	22.07	21.58	0.07

AREA UPPER LIMIT = +100% of internal standard area.
 AREA LOWER LIMIT = - 50% of internal standard area.
 RT UPPER LIMIT = + 0.50 minutes of internal standard RT.
 RT LOWER LIMIT = - 0.50 minutes of internal standard RT.



ABN 2.5, /chem3/nt2.i/20090511.b/ic051101.d
Naphthalene-d8 Amount: 2.00



Analytical Resources, Inc.

Semivolatile Report SW846 Method 8270D

Data file : /chem3/nt2.i/20090511.b/ic051102.d
 Lab Smp Id: ABN 10
 Inj Date : 11-MAY-2009 12:50
 Operator : VTS
 Smp Info : ABN 10
 Misc Info :
 Comment :
 Method : /chem3/nt2.i/20090511.b/SIMABN.m
 Meth Date : 12-May-2009 15:55 peter
 Cal Date : 11-MAY-2009 13:57
 Als bottle: 2
 Dil Factor: 1.00000
 Integrator: HP RTE
 Target Version: 3.50
 Processing Host: cserv3

Inst ID: nt2.i
 Quant Type: ISTD
 Cal File: ic051104.d
 Calibration Sample, Level: 6
 Compound Sublist: wind.sub

Concentration Formula: Amt * DF * Vt / (Ws * (100 - M) / 100) * CpndVariable

Name	Value	Description
DF	1.00000	Dilution Factor
Vt	1000.00000	Volume of final extract (uL)
Ws	16.00000	Weight of sample extracted (g)
M	0.00000	% Moisture

Cpnd Variable

Local Compound Variable

Compounds	QUANT SIG	RT	EXP RT	REL RT	RESPONSE	AMOUNTS	
						CAL-AMT (ug/mL)	ON-COL (ug/mL)
\$ 1 2-Fluorophenol	112	6.028	6.036	(0.764)	920409	10.0000	9.404
\$ 2 Phenol-d5	99	7.438	7.612	(0.943)	1227917	10.0000	9.475
3 Phenol	94	7.449	7.439	(0.945)	1587495	10.0000	9.185
\$ 5 2-Chlorophenol-d4	132	7.588	7.624	(0.962)	823732	10.0000	9.458
7 1,3-Dichlorobenzene	146	7.816	7.816	(0.991)	983207	10.0000	8.494
* 8 1,4-Dichlorobenzene-d4	152	7.885	7.885	(1.000)	163823	2.00000	
9 1,4-Dichlorobenzene	146	7.903	7.902	(1.002)	1085171	10.0000	9.041
\$ 10 1,2-Dichlorobenzene-d4	152	8.179	8.179	(1.037)	593588	10.0000	9.537
11 Benzyl alcohol	79	8.145	8.127	(1.033)	5081622	50.0000	45.97
12 1,2-Dichlorobenzene	146	8.197	8.179	(1.039)	962815	10.0000	8.908
13 2-Methylphenol	108	8.362	8.346	(1.060)	955300	10.0000	9.139
15 4-Methylphenol	108	8.577	8.577	(1.088)	998466	10.0000	9.342
16 N-Nitroso-di-n-propylamine	70	8.593	8.577	(1.090)	903022	10.0000	9.033
\$ 18 Nitrobenzene-d5	82	8.777	8.669	(0.887)	1235350	10.0000	9.566

Compounds	QUANT SIG		AMOUNTS				
	MASS	RT	EXP RT	REL RT	RESPONSE	CAL-AMT (ug/mL)	ON-COL (ug/mL)
22 2,4-Dimethylphenol	107	9.399	9.398	(0.950)	996033	10.0000	8.520
26 1,2,4-Trichlorobenzene	180	9.841	9.840	(0.994)	716318	10.0000	9.679
* 27 Naphthalene-d8	136	9.898	9.878	(1.000)	475727	2.00000	
30 Hexachlorobutadiene	225	10.244	10.243	(1.035)	352709	10.0000	9.154
\$ 36 2-Fluorobiphenyl	172	11.663	11.662	(0.917)	1675288	10.0000	10.09
39 Dimethylphthalate	163	12.390	12.371	(0.974)	1681157	10.0000	9.660
* 42 Acenaphthene-d10	162	12.718	12.717	(1.000)	232658	2.00000	
50 Diethylphthalate	149	13.540	13.528	(1.065)	1699693	10.0000	9.583
54 N-Nitrosodiphenylamine	169	13.818	13.805	(0.915)	1104150	10.0000	9.365
\$ 55 2,4,6-Tribromophenol	330	14.026	14.014	(0.928)	183881	10.0000	9.905
57 Hexachlorobenzene	284	14.629	14.628	(0.968)	390165	10.0000	9.084
58 Pentachlorophenol	266	14.921	14.905	(0.988)	1383513	50.0000	52.38
* 59 Phenanthrene-d10	188	15.106	15.090	(1.000)	392733	2.00000	
\$ 66 Terphenyl-d14	244	17.736	17.736	(0.913)	1048149	10.0000	9.729
67 Butylbenzylphthalate	149	18.604	18.603	(0.958)	1317390	10.0000	9.779
* 69 Chrysene-d12	240	19.428	19.414	(1.000)	346324	2.00000	
* 77 Perylene-d12	264	21.582	21.568	(1.000)	314498	2.00000	
79 Dibenzo(a,h)anthracene	278	23.244	23.230	(1.077)	1443947	10.0000	9.885
90 N-Nitrosodimethylamine	74	3.899	3.891	(0.494)	726756	10.0000	9.399

Analytical Resources, Inc.

INTERNAL STANDARD COMPOUNDS
 AREA AND RT SUMMARY

Instrument ID: nt2.i
 Lab File ID: ic051102.d
 Lab Smp Id: ABN 10
 Analysis Type: SV
 Quant Type: ISTD
 Operator: VTS
 Method File: /chem3/nt2.i/20090511.b/SIMABN.m
 Misc Info:

Calibration Date: 11-MAY-2009
 Calibration Time: 15:40

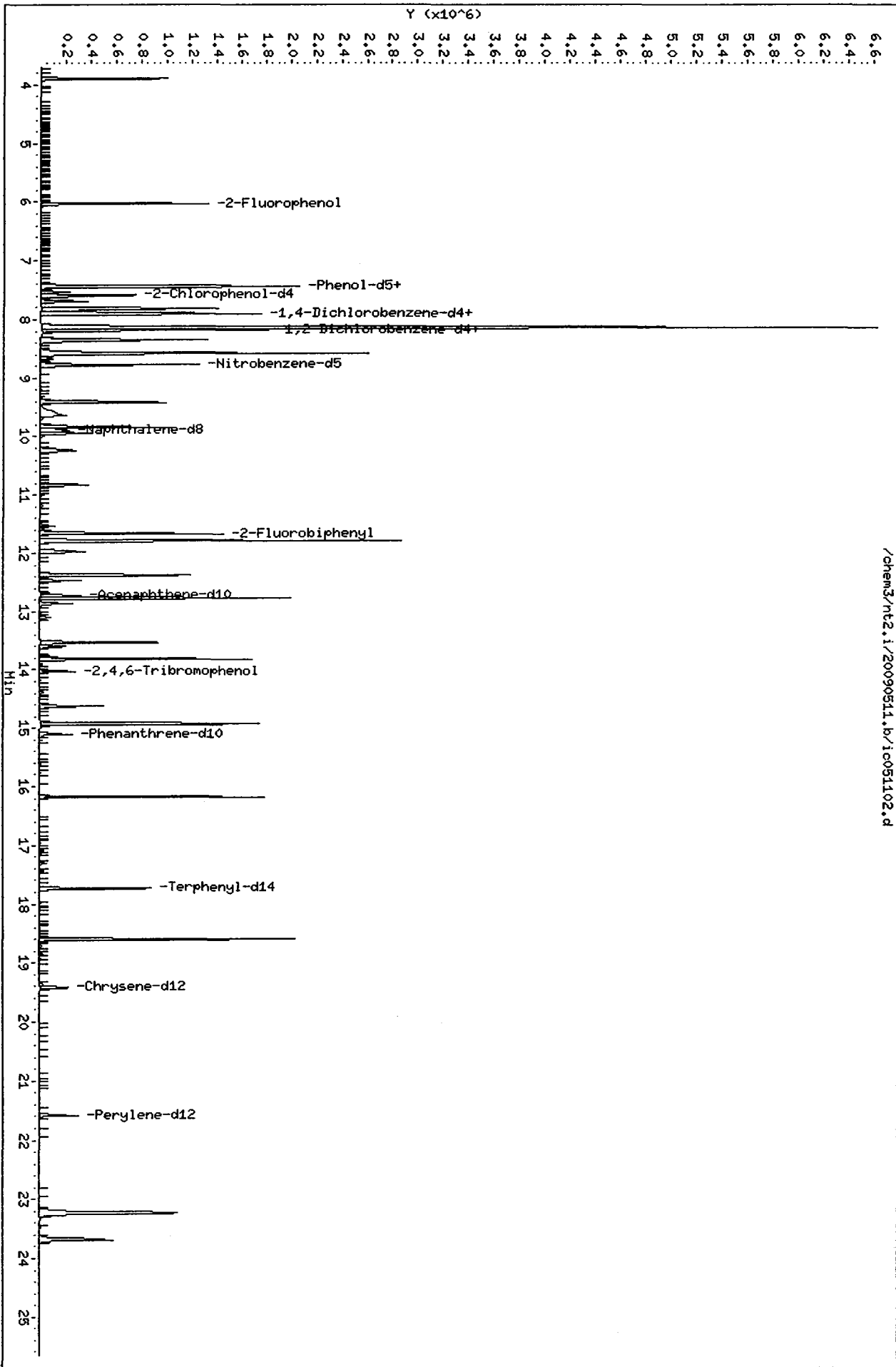
Level: LOW
 Sample Type: SOIL

Test Mode: Use Initial Calibration Level 4.

COMPOUND	STANDARD	AREA LIMIT		SAMPLE	%DIFF
		LOWER	UPPER		
8 1,4-Dichlorobenze	119785	59892	239570	163823	36.76
27 Naphthalene-d8	372217	186108	744434	475727	27.81
42 Acenaphthene-d10	182713	91356	365426	232658	27.34
59 Phenanthrene-d10	286879	143440	573758	392733	36.90
69 Chrysene-d12	251912	125956	503824	346324	37.48
77 Perylene-d12	231524	115762	463048	314498	35.84

COMPOUND	STANDARD	RT LIMIT		SAMPLE	%DIFF
		LOWER	UPPER		
8 1,4-Dichlorobenze	7.88	7.38	8.38	7.89	0.01
27 Naphthalene-d8	9.88	9.38	10.38	9.90	0.20
42 Acenaphthene-d10	12.72	12.22	13.22	12.72	0.01
59 Phenanthrene-d10	15.09	14.59	15.59	15.11	0.11
69 Chrysene-d12	19.41	18.91	19.91	19.43	0.07
77 Perylene-d12	21.57	21.07	22.07	21.58	0.07

AREA UPPER LIMIT = +100% of internal standard area.
 AREA LOWER LIMIT = - 50% of internal standard area.
 RT UPPER LIMIT = + 0.50 minutes of internal standard RT.
 RT LOWER LIMIT = - 0.50 minutes of internal standard RT.



Analytical Resources, Inc.

Semivolatile Report SW846 Method 8270D

Data file : /chem3/nt2.i/20090511.b/ic051103.d
 Lab Smp Id: ABN 0.1
 Inj Date : 11-MAY-2009 13:23
 Operator : VTS
 Smp Info : ABN 0.1
 Misc Info :
 Comment :
 Method : /chem3/nt2.i/20090511.b/SIMABN.m
 Meth Date : 12-May-2009 15:55 peter
 Cal Date : 11-MAY-2009 13:57
 Als bottle: 3
 Dil Factor: 1.00000
 Integrator: HP RTE
 Target Version: 3.50
 Processing Host: cserv3

Inst ID: nt2.i
 Quant Type: ISTD
 Cal File: ic051104.d
 Calibration Sample, Level: 1
 Compound Sublist: wind.sub

Concentration Formula: Amt * DF * Vt / (Ws * (100 - M) / 100) * CpndVariable

Name	Value	Description
DF	1.00000	Dilution Factor
Vt	1000.00000	Volume of final extract (uL)
Ws	16.00000	Weight of sample extracted (g)
M	0.00000	% Moisture

Cpnd Variable

Local Compound Variable

Compounds	QUANT SIG	MASS	RT	EXP RT	REL RT	RESPONSE	AMOUNTS	
							CAL-AMT (ug/mL)	ON-COL (ug/mL)
\$ 1 2-Fluorophenol		112	6.036	6.036	(0.765)	8595	0.10000	0.1112
\$ 2 Phenol-d5		99	7.426	7.612	(0.942)	11439	0.10000	0.1118
3 Phenol		94	7.449	7.439	(0.945)	15214	0.10000	0.1115
\$ 5 2-Chlorophenol-d4		132	7.588	7.624	(0.962)	8008	0.10000	0.1165
7 1,3-Dichlorobenzene		146	7.816	7.816	(0.991)	10573	0.10000	0.1157
* 8 1,4-Dichlorobenzene-d4		152	7.885	7.885	(1.000)	129315	2.00000	
9 1,4-Dichlorobenzene		146	7.902	7.902	(1.002)	10994	0.10000	0.1160
\$ 10 1,2-Dichlorobenzene-d4		152	8.179	8.179	(1.037)	5726	0.10000	0.1165
11 Benzyl alcohol		79	8.127	8.127	(1.031)	50082	0.50000	0.5739
12 1,2-Dichlorobenzene		146	8.179	8.179	(1.037)	9971	0.10000	0.1169
13 2-Methylphenol		108	8.347	8.346	(1.059)	8866	0.10000	0.1074
15 4-Methylphenol		108	8.578	8.577	(1.088)	8646	0.10000	0.1025
16 N-Nitroso-di-n-propylamine		70	8.578	8.577	(1.088)	9114	0.10000	0.1155
\$ 18 Nitrobenzene-d5		82	8.762	8.669	(0.887)	12908	0.10000	0.1300(M)

Compounds	QUANT SIG				RESPONSE	AMOUNTS	
	MASS	RT	EXP RT	REL RT		CAL-AMT (ug/mL)	ON-COL (ug/mL)
22 2,4-Dimethylphenol	107	9.399	9.398	(0.951)	9259	0.10000	0.1030
26 1,2,4-Trichlorobenzene	180	9.841	9.840	(0.996)	6610	0.10000	0.1162
* 27 Naphthalene-d8	136	9.879	9.878	(1.000)	365716	2.00000	
30 Hexachlorobutadiene	225	10.244	10.243	(1.037)	3516	0.10000	0.1187
\$ 36 2-Fluorobiphenyl	172	11.662	11.662	(0.917)	14466	0.10000	0.1153
39 Dimethylphthalate	163	12.372	12.371	(0.973)	14074	0.10000	0.1070
* 42 Acenaphthene-d10	162	12.718	12.717	(1.000)	175890	2.00000	
50 Diethylphthalate	149	13.528	13.528	(1.064)	14518	0.10000	0.1083
54 N-Nitrosodiphenylamine	169	13.805	13.805	(0.915)	9394	0.10000	0.1038 (M)
\$ 55 2,4,6-Tribromophenol	330	14.025	14.014	(0.929)	1428	0.10000	0.1002 (M)
57 Hexachlorobenzene	284	14.629	14.628	(0.969)	3710	0.10000	0.1125
58 Pentachlorophenol	266	14.921	14.905	(0.989)	9815	0.50000	0.4839
* 59 Phenanthrene-d10	188	15.090	15.090	(1.000)	301577	2.00000	
\$ 66 Terphenyl-d14	244	17.736	17.736	(0.914)	9009	0.10000	0.1074
67 Butylbenzylphthalate	149	18.604	18.603	(0.958)	10800	0.10000	0.1030
* 69 Chrysene-d12	240	19.414	19.414	(1.000)	269577	2.00000	
* 77 Perylene-d12	264	21.569	21.568	(1.000)	249669	2.00000	
79 Dibenzo(a,h)anthracene	278	23.231	23.230	(1.077)	10660	0.10000	0.09192
90 N-Nitrosodimethylamine	74	3.899	3.891	(0.494)	6588	0.10000	0.1079

QC Flag Legend

M - Compound response manually integrated.

Analytical Resources, Inc.

INTERNAL STANDARD COMPOUNDS
 AREA AND RT SUMMARY

Instrument ID: nt2.i
 Lab File ID: ic051103.d
 Lab Smp Id: ABN 0.1
 Analysis Type: SV
 Quant Type: ISTD
 Operator: VTS
 Method File: /chem3/nt2.i/20090511.b/SIMABN.m
 Misc Info:

Calibration Date: 11-MAY-2009
 Calibration Time: 15:40

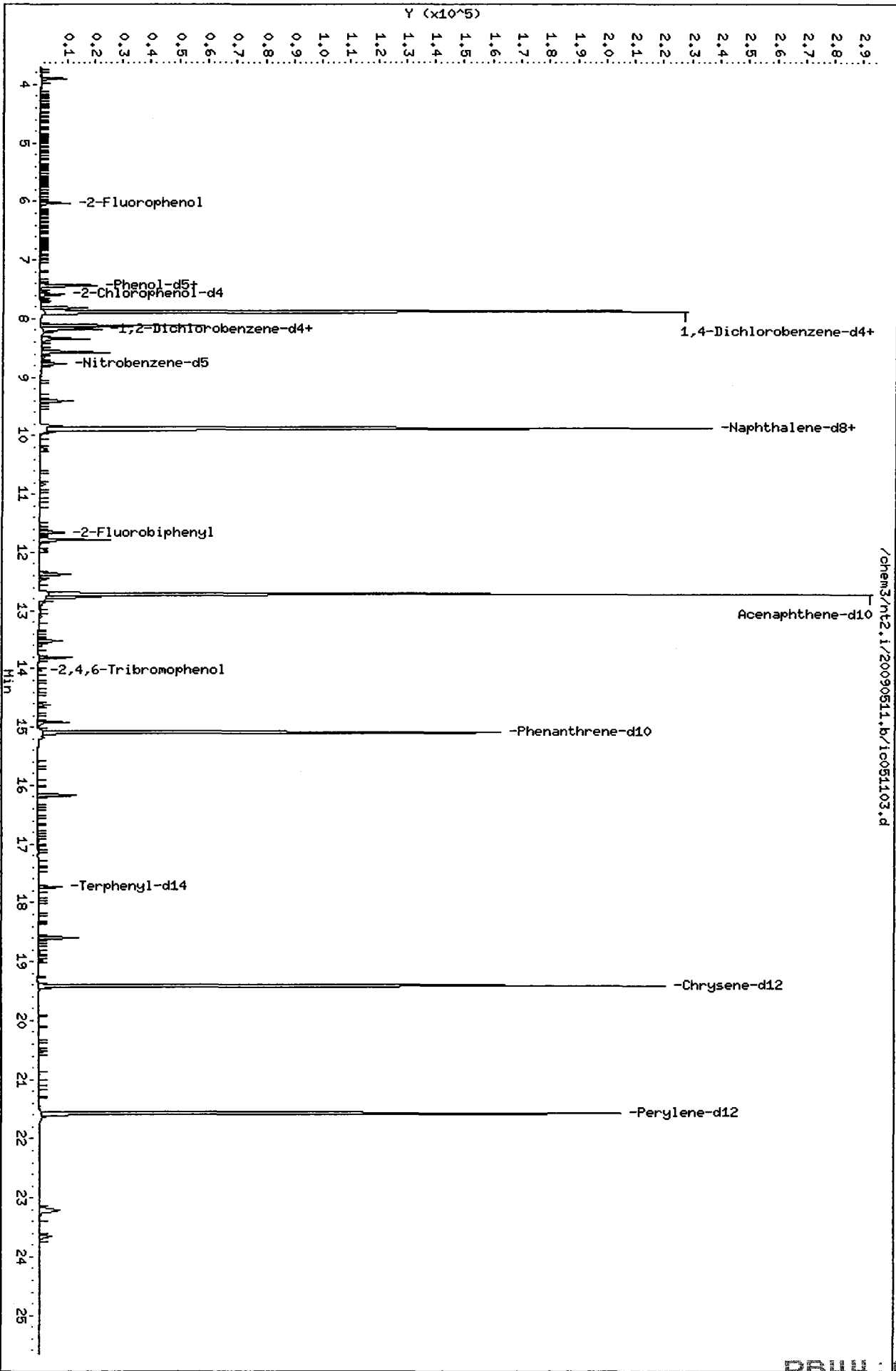
Level: LOW
 Sample Type: SOIL

Test Mode:
 Use Initial Calibration Level 4.

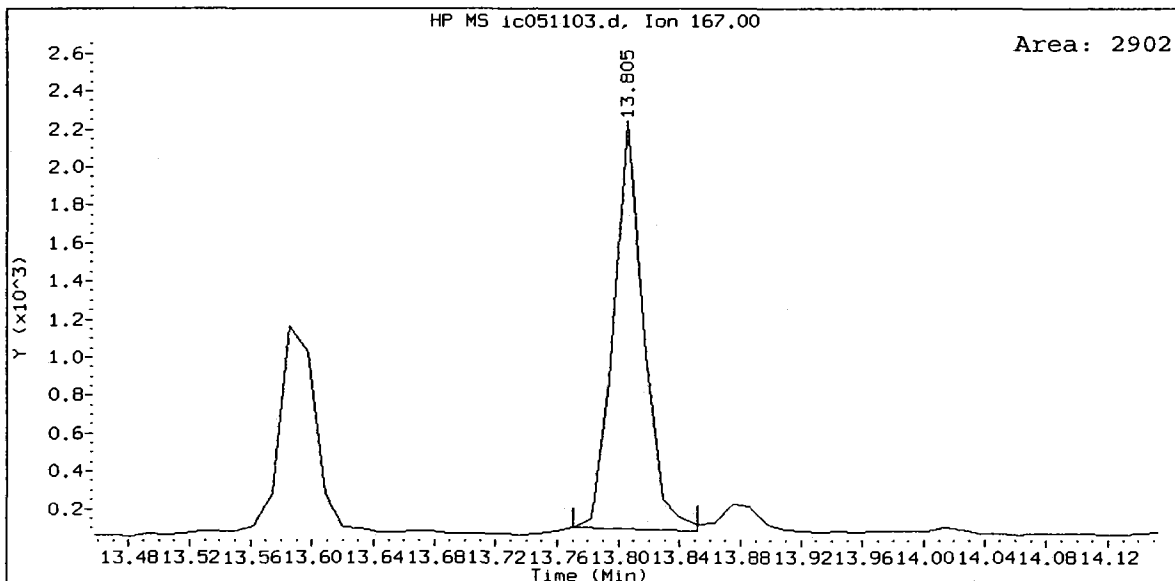
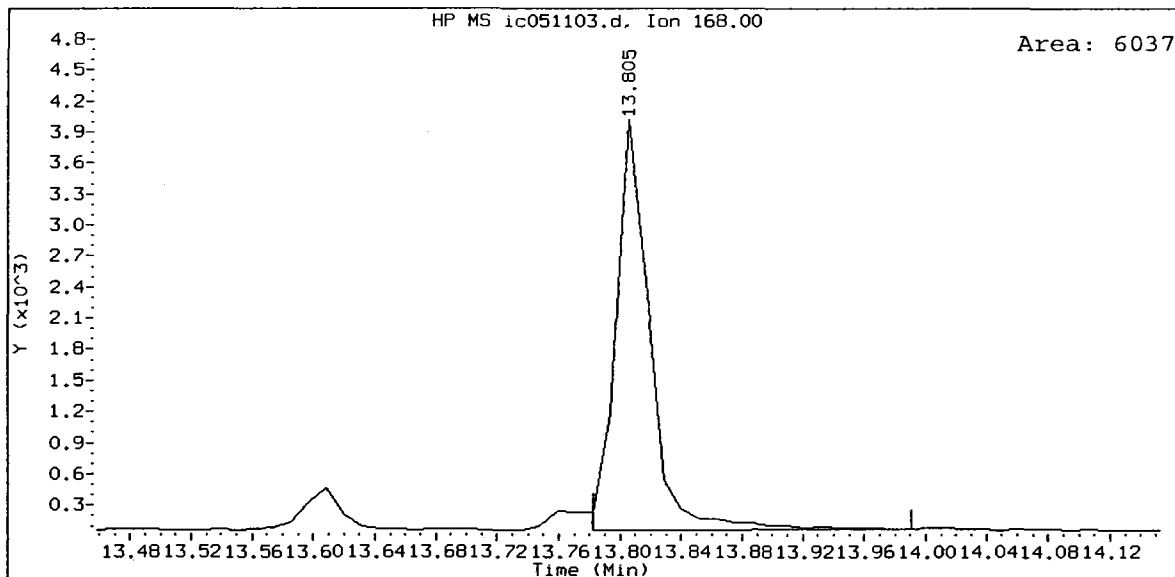
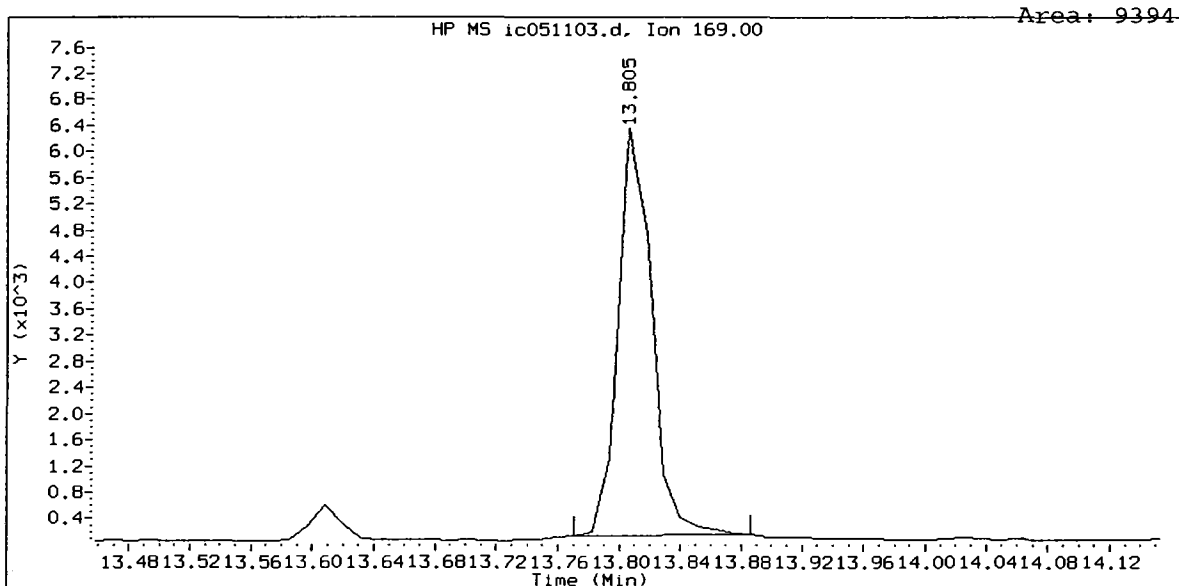
COMPOUND	STANDARD	AREA LIMIT		SAMPLE	%DIFF
		LOWER	UPPER		
8 1,4-Dichlorobenze	119785	59892	239570	129315	7.96
27 Naphthalene-d8	372217	186108	744434	365716	-1.75
42 Acenaphthene-d10	182713	91356	365426	175890	-3.73
59 Phenanthrene-d10	286879	143440	573758	301577	5.12
69 Chrysene-d12	251912	125956	503824	269577	7.01
77 Perylene-d12	231524	115762	463048	249669	7.84

COMPOUND	STANDARD	RT LIMIT		SAMPLE	%DIFF
		LOWER	UPPER		
8 1,4-Dichlorobenze	7.88	7.38	8.38	7.89	0.00
27 Naphthalene-d8	9.88	9.38	10.38	9.88	0.01
42 Acenaphthene-d10	12.72	12.22	13.22	12.72	0.00
59 Phenanthrene-d10	15.09	14.59	15.59	15.09	0.00
69 Chrysene-d12	19.41	18.91	19.91	19.41	0.00
77 Perylene-d12	21.57	21.07	22.07	21.57	0.00

AREA UPPER LIMIT = +100% of internal standard area.
 AREA LOWER LIMIT = - 50% of internal standard area.
 RT UPPER LIMIT = + 0.50 minutes of internal standard RT.
 RT LOWER LIMIT = - 0.50 minutes of internal standard RT.

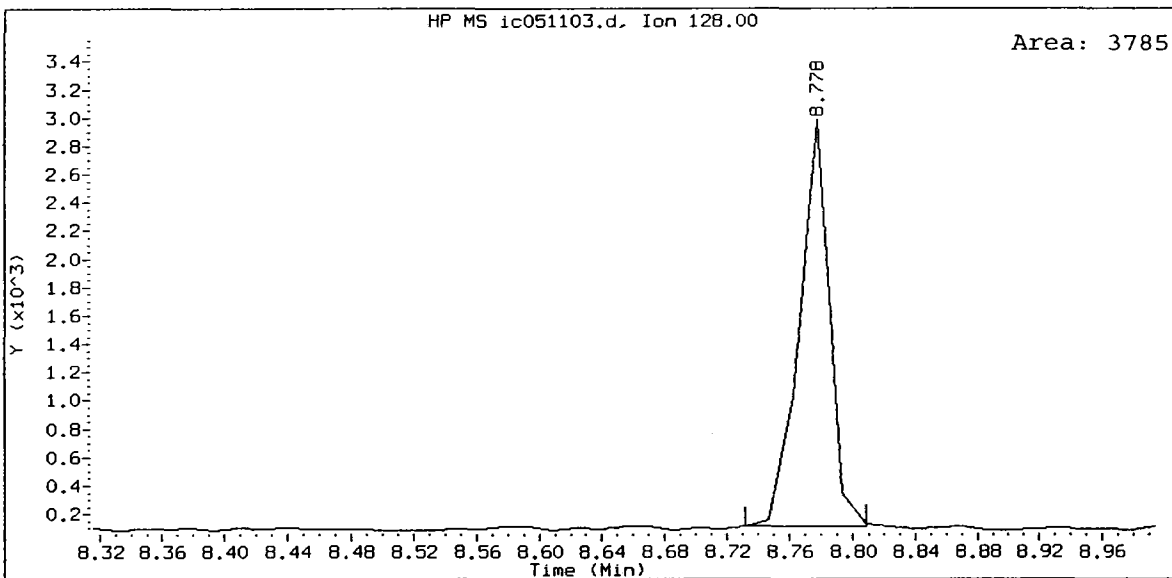
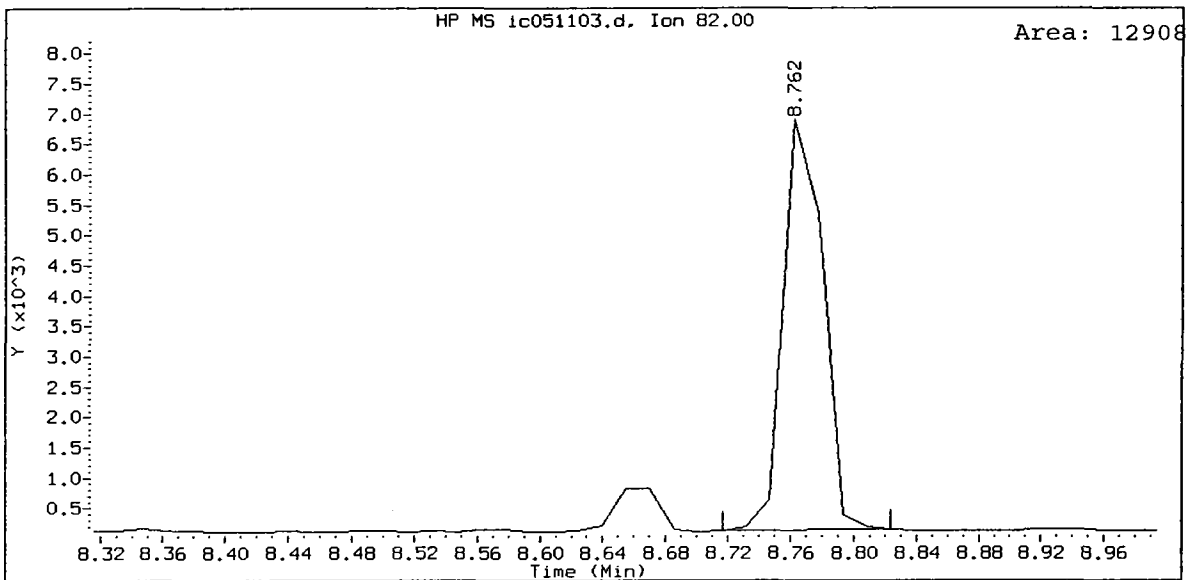


ABN 0.1, /chem3/nt2.i/20090511.b/ic051103.d
N-Nitrosodiphenylamine Amount: 0.10

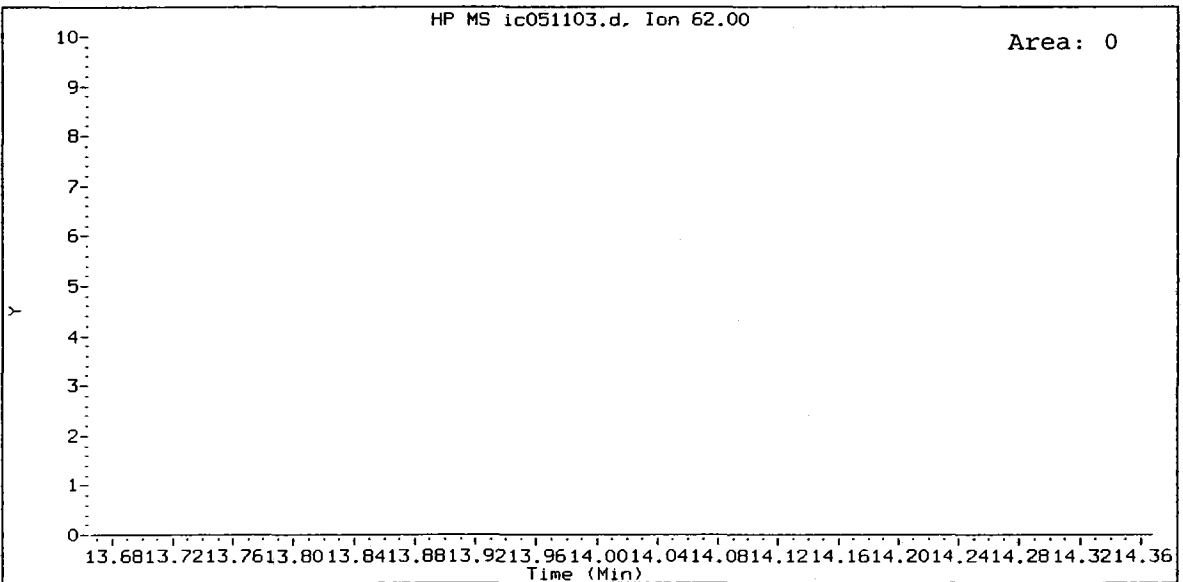
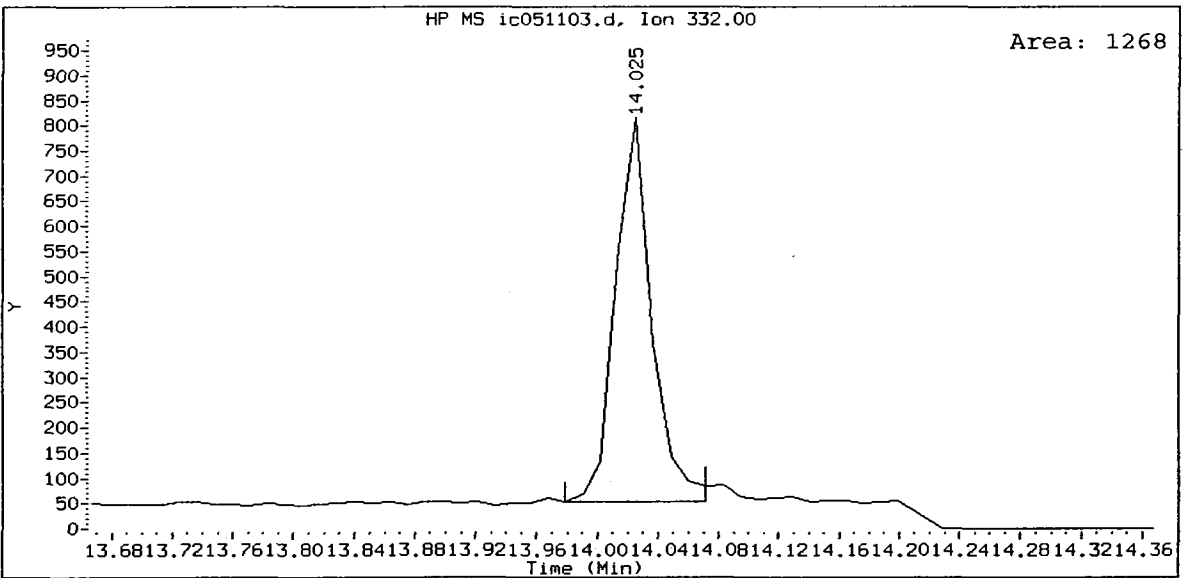
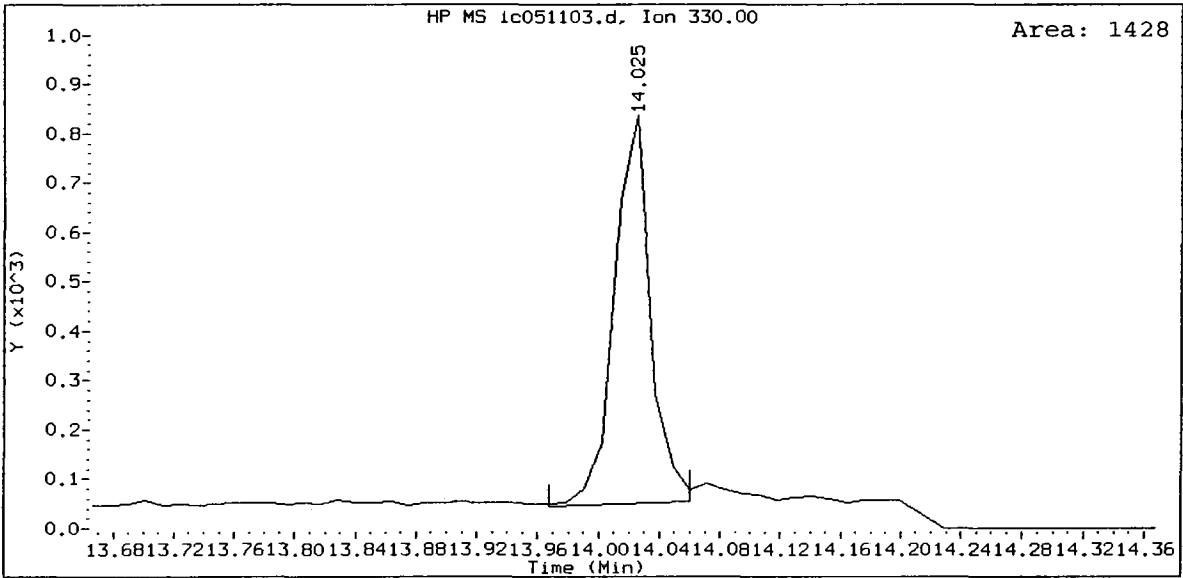


PB44:00788

ABN 0.1, /chem3/nt2.i/20090511.b/ic051103.d
Nitrobenzene-d5 Amount: 0.13



ABN 0.1, /chem3/nt2.i/20090511.b/ic051103.d
2,4,6-Tribromophenol Amount: 0.10



PB44:00790

Analytical Resources, Inc.

Semivolatile Report SW846 Method 8270D

Data file : /chem3/nt2.i/20090511.b/ic051104.d
 Lab Smp Id: ABN 5
 Inj Date : 11-MAY-2009 13:57
 Operator : VTS
 Smp Info : ABN 5
 Misc Info :
 Comment :
 Method : /chem3/nt2.i/20090511.b/SIMABN.m
 Meth Date : 12-May-2009 15:55 peter
 Cal Date : 11-MAY-2009 13:57
 Als bottle: 4
 Dil Factor: 1.00000
 Integrator: HP RTE
 Target Version: 3.50
 Processing Host: cserv3

Inst ID: nt2.i
 Quant Type: ISTD
 Cal File: ic051104.d
 Calibration Sample, Level: 5
 Compound Sublist: wind.sub

Concentration Formula: Amt * DF * Vt / (Ws * (100 - M) / 100) * CpndVariable

Name	Value	Description
DF	1.00000	Dilution Factor
Vt	1000.00000	Volume of final extract (uL)
Ws	16.00000	Weight of sample extracted (g)
M	0.00000	% Moisture

Cpnd Variable

Local Compound Variable

Compounds	QUANT	SIG	RT	EXP RT	REL RT	RESPONSE	AMOUNTS	
							CAL-AMT (ug/mL)	ON-COL (ug/mL)
\$ 1 2-Fluorophenol	112		6.027	6.036	(0.764)	439530	5.00000	5.186
\$ 2 Phenol-d5	99		7.438	7.612	(0.943)	584729	5.00000	5.211
3 Phenol	94		7.449	7.439	(0.945)	760615	5.00000	5.082
\$ 5 2-Chlorophenol-d4	132		7.588	7.624	(0.962)	393119	5.00000	5.213
7 1,3-Dichlorobenzene	146		7.816	7.816	(0.991)	486387	5.00000	4.853
* 8 1,4-Dichlorobenzene-d4	152		7.885	7.885	(1.000)	141854	2.00000	
9 1,4-Dichlorobenzene	146		7.902	7.902	(1.002)	517814	5.00000	4.982
\$ 10 1,2-Dichlorobenzene-d4	152		8.179	8.179	(1.037)	278614	5.00000	5.170
11 Benzyl alcohol	79		8.127	8.127	(1.031)	2199381	25.0000	22.98
12 1,2-Dichlorobenzene	146		8.196	8.179	(1.039)	456653	5.00000	4.879
13 2-Methylphenol	108		8.347	8.346	(1.059)	453224	5.00000	5.007
15 4-Methylphenol	108		8.578	8.577	(1.088)	493722	5.00000	5.335
16 N-Nitroso-di-n-propylamine	70		8.578	8.577	(1.088)	424614	5.00000	4.905
\$ 18 Nitrobenzene-d5	82		8.778	8.669	(0.888)	587728	5.00000	5.076

Compounds	QUANT SIG			AMOUNTS			
	MASS	RT	EXP RT	REL RT	RESPONSE	CAL-AMT (ug/mL)	ON-COL (ug/mL)
22 2,4-Dimethylphenol	107	9.399	9.398	(0.951)	512330	5.00000	4.888
26 1,2,4-Trichlorobenzene	180	9.841	9.840	(0.996)	336314	5.00000	5.069
* 27 Naphthalene-d8	136	9.880	9.878	(1.000)	426510	2.00000	(M)
30 Hexachlorobutadiene	225	10.245	10.243	(1.037)	170751	5.00000	4.943
\$ 36 2-Fluorobiphenyl	172	11.663	11.662	(0.917)	765982	5.00000	5.116
39 Dimethylphthalate	163	12.372	12.371	(0.973)	779859	5.00000	4.968
* 42 Acenaphthene-d10	162	12.718	12.717	(1.000)	209873	2.00000	
50 Diethylphthalate	149	13.528	13.528	(1.064)	823046	5.00000	5.144
54 N-Nitrosodiphenylamine	169	13.806	13.805	(0.914)	525799	5.00000	5.211
\$ 55 2,4,6-Tribromophenol	330	14.014	14.014	(0.928)	84118	5.00000	5.294
57 Hexachlorobenzene	284	14.629	14.628	(0.968)	184452	5.00000	5.018
58 Pentachlorophenol	266	14.921	14.905	(0.988)	642905	25.00000	28.44
* 59 Phenanthrene-d10	188	15.106	15.090	(1.000)	336119	2.00000	
\$ 66 Terphenyl-d14	244	17.736	17.736	(0.914)	494779	5.00000	5.277
67 Butylbenzylphthalate	149	18.604	18.603	(0.958)	615577	5.00000	5.251
* 69 Chrysene-d12	240	19.414	19.414	(1.000)	301395	2.00000	
* 77 Perylene-d12	264	21.584	21.568	(1.000)	274183	2.00000	
79 Dibenzo(a,h)anthracene	278	23.231	23.230	(1.076)	688109	5.00000	5.403
90 N-Nitrosodimethylamine	74	3.889	3.891	(0.493)	346801	5.00000	5.180

QC Flag Legend

M - Compound response manually integrated.

Analytical Resources, Inc.

INTERNAL STANDARD COMPOUNDS
 AREA AND RT SUMMARY

Instrument ID: nt2.i
 Lab File ID: ic051104.d
 Lab Smp Id: ABN 5
 Analysis Type: SV
 Quant Type: ISTD
 Operator: VTS
 Method File: /chem3/nt2.i/20090511.b/SIMABN.m
 Misc Info:

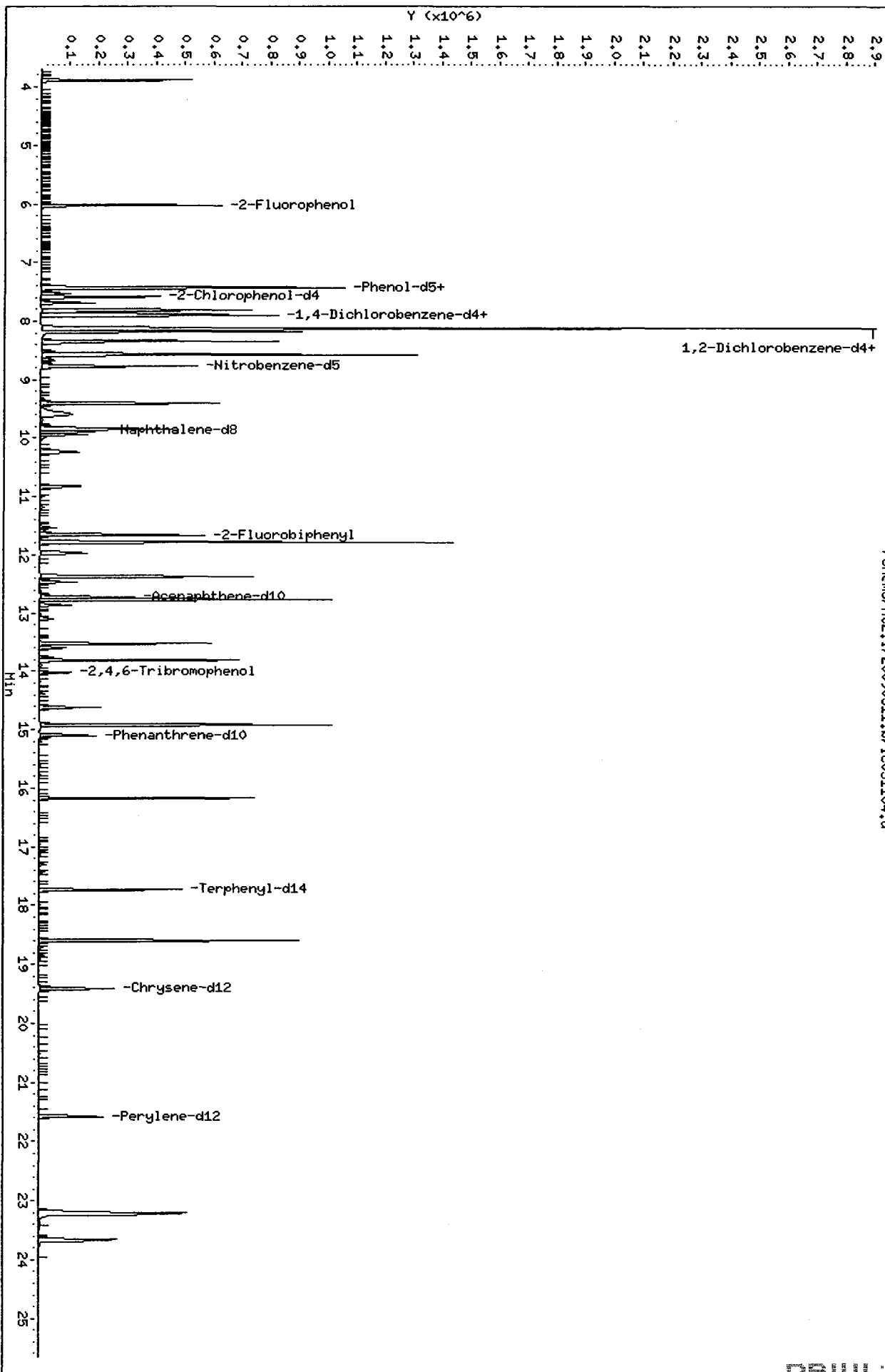
Calibration Date: 11-MAY-2009
 Calibration Time: 15:40
 Level: LOW
 Sample Type: SOIL

Test Mode:
 Use Initial Calibration Level 4.

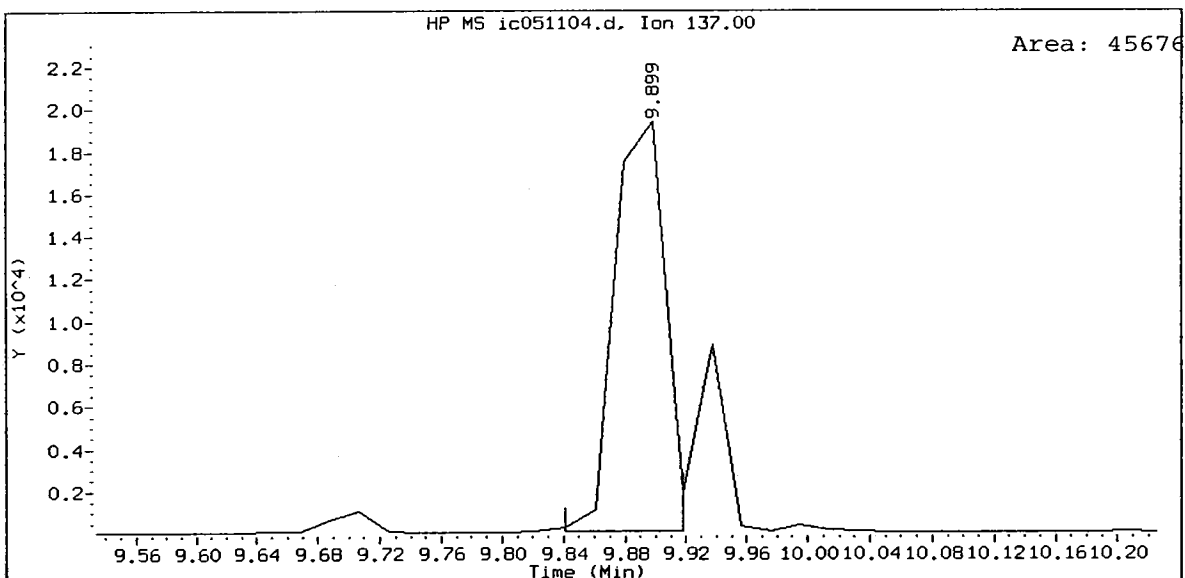
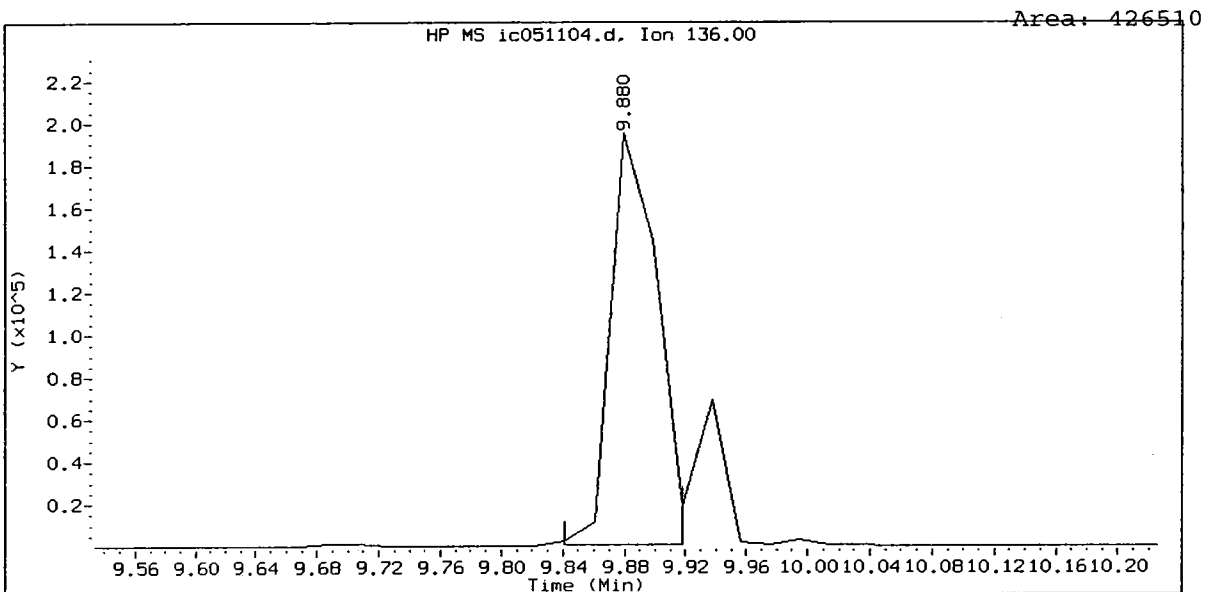
COMPOUND	STANDARD	AREA LIMIT		SAMPLE	%DIFF
		LOWER	UPPER		
8 1,4-Dichlorobenze	119785	59892	239570	141854	18.42
27 Naphthalene-d8	372217	186108	744434	426510	14.59
42 Acenaphthene-d10	182713	91356	365426	209873	14.86
59 Phenanthrene-d10	286879	143440	573758	336119	17.16
69 Chrysene-d12	251912	125956	503824	301395	19.64
77 Perylene-d12	231524	115762	463048	274183	18.43

COMPOUND	STANDARD	RT LIMIT		SAMPLE	%DIFF
		LOWER	UPPER		
8 1,4-Dichlorobenze	7.88	7.38	8.38	7.89	0.00
27 Naphthalene-d8	9.88	9.38	10.38	9.88	0.01
42 Acenaphthene-d10	12.72	12.22	13.22	12.72	0.01
59 Phenanthrene-d10	15.09	14.59	15.59	15.11	0.11
69 Chrysene-d12	19.41	18.91	19.91	19.41	0.00
77 Perylene-d12	21.57	21.07	22.07	21.58	0.07

AREA UPPER LIMIT = +100% of internal standard area.
 AREA LOWER LIMIT = - 50% of internal standard area.
 RT UPPER LIMIT = + 0.50 minutes of internal standard RT.
 RT LOWER LIMIT = - 0.50 minutes of internal standard RT.



ABN 5, /chem3/nt2.i/20090511.b/ic051104.d
Naphthalene-d8 Amount: 2.00



Analytical Resources, Inc.

Semivolatile Report SW846 Method 8270D

Data file : /chem3/nt2.i/20090511.b/ic051105.d
 Lab Smp Id: ABN 0.5
 Inj Date : 11-MAY-2009 14:32
 Operator : VTS
 Smp Info : ABN 0.5
 Misc Info :
 Comment :
 Method : /chem3/nt2.i/20090511.b/SIMABN.m
 Meth Date : 12-May-2009 15:55 peter
 Cal Date : 11-MAY-2009 13:57
 Als bottle: 5
 Dil Factor: 1.00000
 Integrator: HP RTE
 Target Version: 3.50
 Processing Host: cserv3

Inst ID: nt2.i
 Quant Type: ISTD
 Cal File: ic051104.d
 Calibration Sample, Level: 2
 Compound Sublist: wind.sub

Concentration Formula: Amt * DF * Vt / (Ws * (100 - M) / 100) * CpndVariable

Name	Value	Description
DF	1.00000	Dilution Factor
Vt	1000.00000	Volume of final extract (uL)
Ws	16.00000	Weight of sample extracted (g)
M	0.00000	% Moisture

Cpnd Variable

Local Compound Variable

Compounds	QUANT SIG	RT	EXP RT	REL RT	RESPONSE	AMOUNTS	
						CAL-AMT (ug/mL)	ON-COL (ug/mL)
\$ 1 2-Fluorophenol	112	6.028	6.036	(0.765)	38805	0.50000	0.4880
\$ 2 Phenol-d5	99	7.426	7.612	(0.942)	51400	0.50000	0.4882
3 Phenol	94	7.438	7.439	(0.943)	67767	0.50000	0.4826
\$ 5 2-Chlorophenol-d4	132	7.588	7.624	(0.962)	34711	0.50000	0.4906
7 1,3-Dichlorobenzene	146	7.815	7.816	(0.991)	46465	0.50000	0.4941
* 8 1,4-Dichlorobenzene-d4	152	7.884	7.885	(1.000)	133094	2.00000	
9 1,4-Dichlorobenzene	146	7.902	7.902	(1.002)	47570	0.50000	0.4878
\$ 10 1,2-Dichlorobenzene-d4	152	8.178	8.179	(1.037)	25445	0.50000	0.5032
11 Benzyl alcohol	79	8.126	8.127	(1.031)	212125	2.50000	2.362
12 1,2-Dichlorobenzene	146	8.178	8.179	(1.037)	43436	0.50000	0.4946
13 2-Methylphenol	108	8.346	8.346	(1.059)	41492	0.50000	0.4886
15 4-Methylphenol	108	8.577	8.577	(1.088)	41450	0.50000	0.4774
16 N-Nitroso-di-n-propylamine	70	8.577	8.577	(1.088)	39423	0.50000	0.4854
\$ 18 Nitrobenzene-d5	82	8.762	8.669	(0.887)	53125	0.50000	0.5042

Compounds	QUANT SIG		AMOUNTS				
	MASS	RT	EXP RT	REL RT	RESPONSE	CAL-AMT (ug/mL)	ON-COL (ug/mL)
22 2,4-Dimethylphenol	107	9.400	9.398	(0.951)	49508	0.50000	0.5190
26 1,2,4-Trichlorobenzene	180	9.822	9.840	(0.994)	28992	0.50000	0.4801
* 27 Naphthalene-d8	136	9.880	9.878	(1.000)	388129	2.00000	
30 Hexachlorobutadiene	225	10.226	10.243	(1.035)	15482	0.50000	0.4925
\$ 36 2-Fluorobiphenyl	172	11.646	11.662	(0.916)	67512	0.50000	0.4791
39 Dimethylphthalate	163	12.373	12.371	(0.973)	70258	0.50000	0.4756
* 42 Acenaphthene-d10	162	12.719	12.717	(1.000)	197507	2.00000	
50 Diethylphthalate	149	13.517	13.528	(1.063)	71195	0.50000	0.4728
54 N-Nitrosodiphenylamine	169	13.806	13.805	(0.915)	45277	0.50000	0.4699
\$ 55 2,4,6-Tribromophenol	330	14.015	14.014	(0.929)	6906	0.50000	0.4552
57 Hexachlorobenzene	284	14.629	14.628	(0.969)	16817	0.50000	0.4791
58 Pentachlorophenol	266	14.907	14.905	(0.988)	46883	2.50000	2.172
* 59 Phenanthrene-d10	188	15.091	15.090	(1.000)	320964	2.00000	
\$ 66 Terphenyl-d14	244	17.735	17.736	(0.914)	41676	0.50000	0.4759
67 Butylbenzylphthalate	149	18.603	18.603	(0.958)	50795	0.50000	0.4639
* 69 Chrysene-d12	240	19.413	19.414	(1.000)	281495	2.00000	
* 77 Perylene-d12	264	21.568	21.568	(1.000)	255895	2.00000	
79 Dibenzo(a,h)anthracene	278	23.215	23.230	(1.076)	58832	0.50000	0.4950
90 N-Nitrosodimethylamine	74	3.891	3.891	(0.494)	30684	0.50000	0.4884

Analytical Resources, Inc.
 INTERNAL STANDARD COMPOUNDS
 AREA AND RT SUMMARY

Instrument ID: nt2.i
 Lab File ID: ic051105.d
 Lab Smp Id: ABN 0.5
 Analysis Type: SV
 Quant Type: ISTD
 Operator: VTS
 Method File: /chem3/nt2.i/20090511.b/SIMABN.m
 Misc Info:

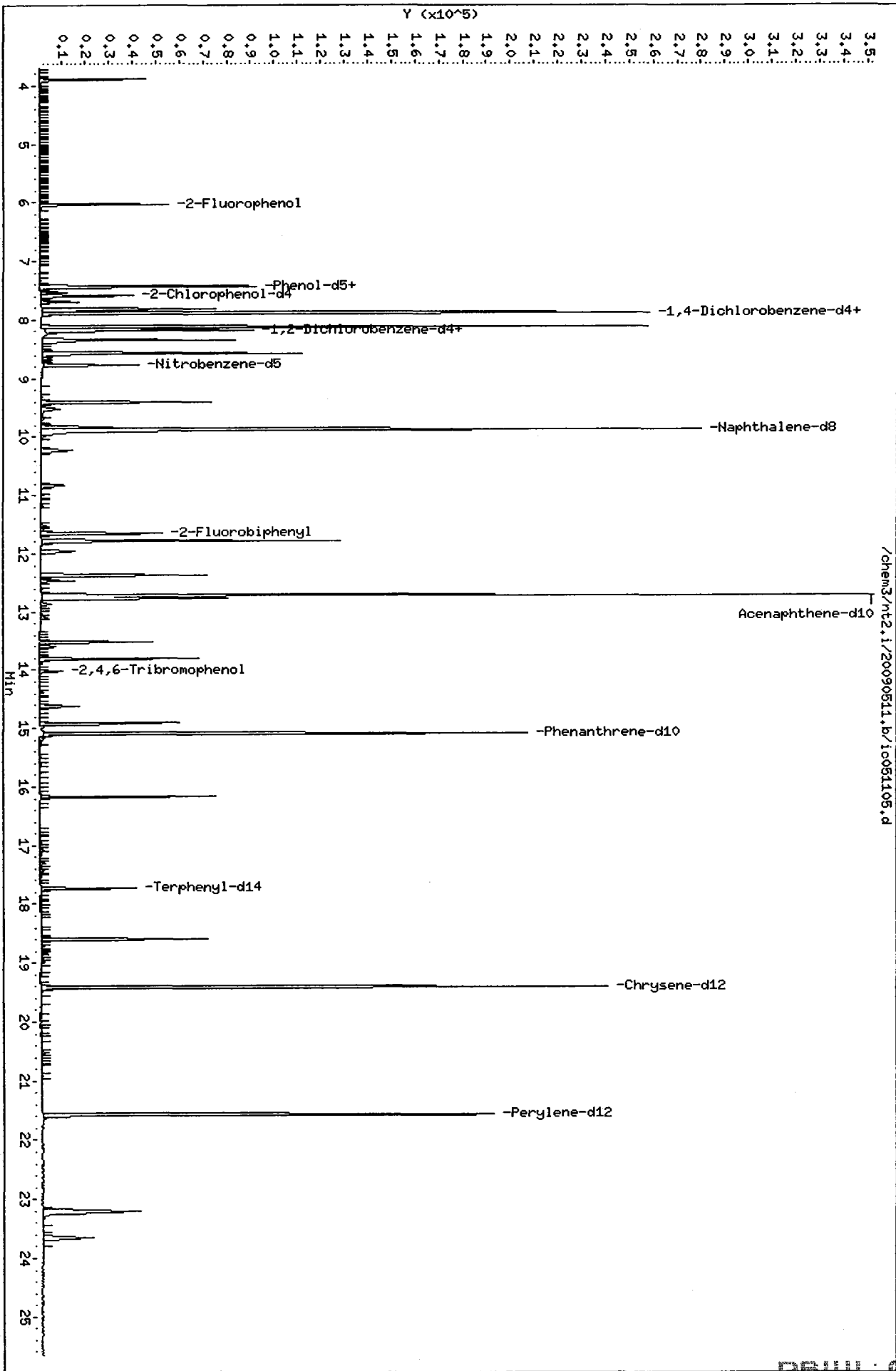
Calibration Date: 11-MAY-2009
 Calibration Time: 15:40
 Level: LOW
 Sample Type: SOIL

Test Mode:
 Use Initial Calibration Level 4.

COMPOUND	STANDARD	AREA LIMIT		SAMPLE	%DIFF
		LOWER	UPPER		
8 1,4-Dichlorobenze	119785	59892	239570	133094	11.11
27 Naphthalene-d8	372217	186108	744434	388129	4.27
42 Acenaphthene-d10	182713	91356	365426	197507	8.10
59 Phenanthrene-d10	286879	143440	573758	320964	11.88
69 Chrysene-d12	251912	125956	503824	281495	11.74
77 Perylene-d12	231524	115762	463048	255895	10.53

COMPOUND	STANDARD	RT LIMIT		SAMPLE	%DIFF
		LOWER	UPPER		
8 1,4-Dichlorobenze	7.88	7.38	8.38	7.88	-0.01
27 Naphthalene-d8	9.88	9.38	10.38	9.88	0.02
42 Acenaphthene-d10	12.72	12.22	13.22	12.72	0.01
59 Phenanthrene-d10	15.09	14.59	15.59	15.09	0.01
69 Chrysene-d12	19.41	18.91	19.91	19.41	0.00
77 Perylene-d12	21.57	21.07	22.07	21.57	0.00

AREA UPPER LIMIT = +100% of internal standard area.
 AREA LOWER LIMIT = - 50% of internal standard area.
 RT UPPER LIMIT = + 0.50 minutes of internal standard RT.
 RT LOWER LIMIT = - 0.50 minutes of internal standard RT.



Analytical Resources, Inc.

Semivolatiles Report SW846 Method 8270D

Data file : /chem3/nt2.i/20090511.b/ic051106.d
 Lab Smp Id: ABN 1
 Inj Date : 11-MAY-2009 15:06
 Operator : VTS
 Smp Info : ABN 1
 Misc Info :
 Comment :
 Method : /chem3/nt2.i/20090511.b/SIMABN.m
 Meth Date : 12-May-2009 15:55 peter
 Cal Date : 11-MAY-2009 13:57
 Als bottle: 6
 Dil Factor: 1.00000
 Integrator: HP RTE
 Target Version: 3.50
 Processing Host: cserv3

Inst ID: nt2.i

Quant Type: ISTD
 Cal File: ic051104.d
 Calibration Sample, Level: 3

Compound Sublist: wind.sub

Concentration Formula: Amt * DF * Vt / (Ws * (100 - M) / 100) * CpndVariable

Name	Value	Description
DF	1.00000	Dilution Factor
Vt	1000.00000	Volume of final extract (uL)
Ws	16.00000	Weight of sample extracted (g)
M	0.00000	% Moisture

Cpnd Variable

Local Compound Variable

Compounds	QUANT SIG	RT	EXP RT	REL RT	RESPONSE	AMOUNTS	
						CAL-AMT (ug/mL)	ON-COL (ug/mL)
\$ 1 2-Fluorophenol	112	6.027	6.036	(0.764)	85527	1.00000	1.013
\$ 2 Phenol-d5	99	7.426	7.612	(0.942)	110560	1.00000	0.9889
3 Phenol	94	7.438	7.439	(0.943)	145607	1.00000	0.9765
\$ 5 2-Chlorophenol-d4	132	7.588	7.624	(0.962)	75255	1.00000	1.002
7 1,3-Dichlorobenzene	146	7.815	7.816	(0.991)	101507	1.00000	1.016
* 8 1,4-Dichlorobenzene-d4	152	7.885	7.885	(1.000)	141330	2.00000	
9 1,4-Dichlorobenzene	146	7.902	7.902	(1.002)	101401	1.00000	0.9792
\$ 10 1,2-Dichlorobenzene-d4	152	8.179	8.179	(1.037)	53939	1.00000	1.005
11 Benzyl alcohol	79	8.127	8.127	(1.031)	468161	5.00000	4.909
12 1,2-Dichlorobenzene	146	8.179	8.179	(1.037)	92859	1.00000	0.9958
13 2-Methylphenol	108	8.346	8.346	(1.059)	90144	1.00000	0.9996
15 4-Methylphenol	108	8.577	8.577	(1.088)	91180	1.00000	0.9889
16 N-Nitroso-di-n-propylamine	70	8.577	8.577	(1.088)	85014	1.00000	0.9857
\$ 18 Nitrobenzene-d5	82	8.761	8.669	(0.887)	116010	1.00000	1.044

Compounds	QUANT SIG				RESPONSE	AMOUNTS	
	MASS	RT	EXP RT	REL RT		CAL-AMT (ug/mL)	ON-COL (ug/mL)
22 2,4-Dimethylphenol	107	9.399	9.398	(0.951)	107520	1.00000	1.069
26 1,2,4-Trichlorobenzene	180	9.841	9.840	(0.996)	64056	1.00000	1.006
* 27 Naphthalene-d8	136	9.880	9.878	(1.000)	409195	2.00000	
30 Hexachlorobutadiene	225	10.245	10.243	(1.037)	33071	1.00000	0.9978
\$ 36 2-Fluorobiphenyl	172	11.646	11.662	(0.916)	150000	1.00000	1.001
39 Dimethylphthalate	163	12.372	12.371	(0.973)	161393	1.00000	1.027
* 42 Acenaphthene-d10	162	12.718	12.717	(1.000)	210100	2.00000	
50 Diethylphthalate	149	13.517	13.528	(1.063)	158145	1.00000	0.9874
54 N-Nitrosodiphenylamine	169	13.806	13.805	(0.915)	99297	1.00000	1.001
\$ 55 2,4,6-Tribromophenol	330	14.015	14.014	(0.929)	15729	1.00000	1.007
57 Hexachlorobenzene	284	14.630	14.628	(0.969)	35612	1.00000	0.9857
58 Pentachlorophenol	266	14.907	14.905	(0.988)	107229	5.00000	4.826
* 59 Phenanthrene-d10	188	15.091	15.090	(1.000)	330345	2.00000	
\$ 66 Terphenyl-d14	244	17.736	17.736	(0.914)	89266	1.00000	1.003
67 Butylbenzylphthalate	149	18.604	18.603	(0.958)	110331	1.00000	0.9918
* 69 Chrysene-d12	240	19.413	19.414	(1.000)	285999	2.00000	
* 77 Perylene-d12	264	21.567	21.568	(1.000)	270022	2.00000	
79 Dibenzo(a,h)anthracene	278	23.214	23.230	(1.076)	131052	1.00000	1.045
90 N-Nitrosodimethylamine	74	3.890	3.891	(0.493)	66277	1.00000	0.9935

Analytical Resources, Inc.

INTERNAL STANDARD COMPOUNDS
 AREA AND RT SUMMARY

Instrument ID: nt2.i
 Lab File ID: ic051106.d
 Lab Smp Id: ABN 1
 Analysis Type: SV
 Quant Type: ISTD
 Operator: VTS
 Method File: /chem3/nt2.i/20090511.b/SIMABN.m
 Misc Info:

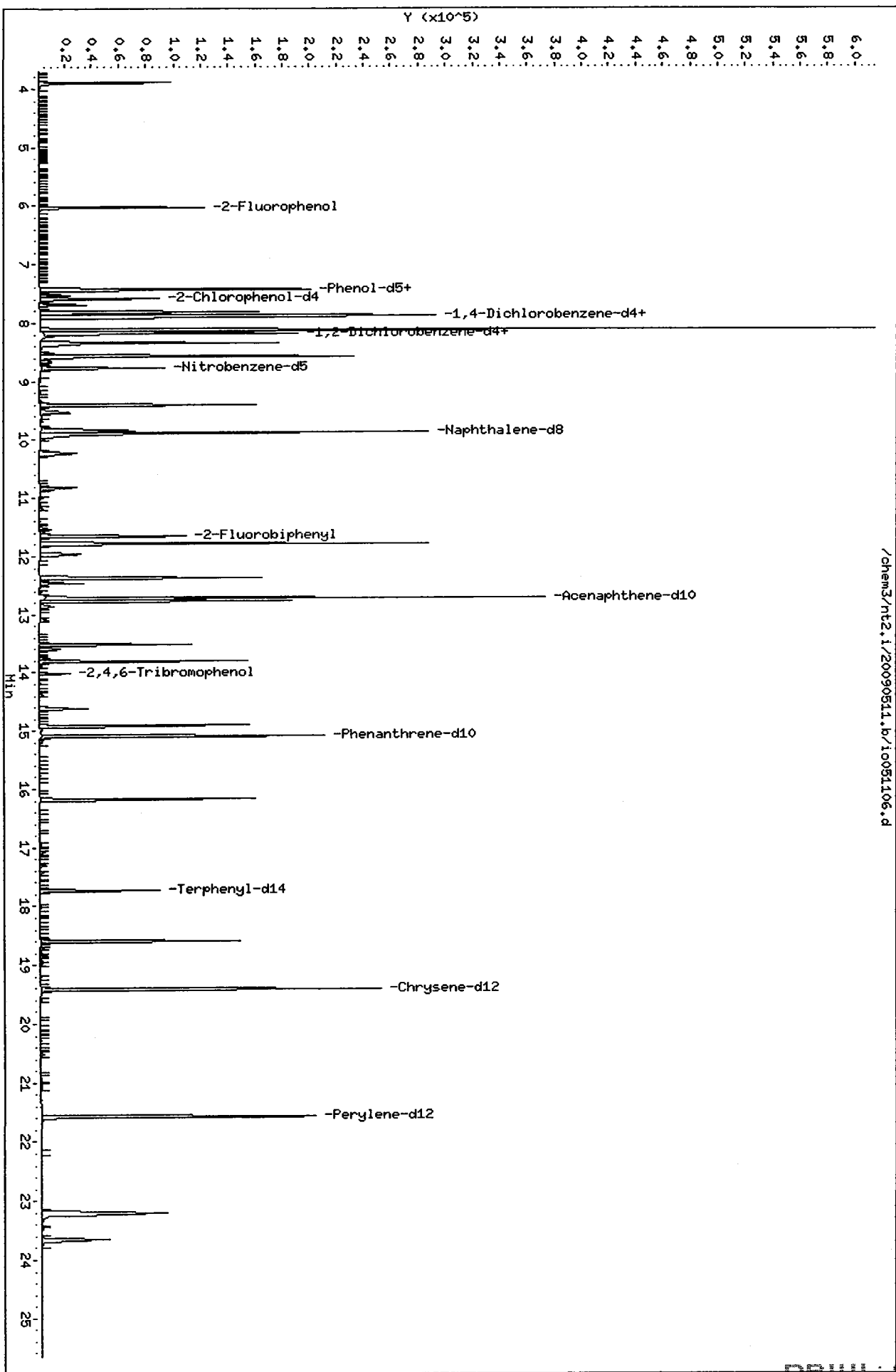
Calibration Date: 11-MAY-2009
 Calibration Time: 15:40
 Level: LOW
 Sample Type: SOIL

Test Mode:
 Use Initial Calibration Level 4.

COMPOUND	STANDARD	AREA LIMIT		SAMPLE	%DIFF
		LOWER	UPPER		
8 1,4-Dichlorobenze	119785	59892	239570	141330	17.99
27 Naphthalene-d8	372217	186108	744434	409195	9.93
42 Acenaphthene-d10	182713	91356	365426	210100	14.99
59 Phenanthrene-d10	286879	143440	573758	330345	15.15
69 Chrysene-d12	251912	125956	503824	285999	13.53
77 Perylene-d12	231524	115762	463048	270022	16.63

COMPOUND	STANDARD	RT LIMIT		SAMPLE	%DIFF
		LOWER	UPPER		
8 1,4-Dichlorobenze	7.88	7.38	8.38	7.88	0.00
27 Naphthalene-d8	9.88	9.38	10.38	9.88	0.01
42 Acenaphthene-d10	12.72	12.22	13.22	12.72	0.01
59 Phenanthrene-d10	15.09	14.59	15.59	15.09	0.01
69 Chrysene-d12	19.41	18.91	19.91	19.41	0.00
77 Perylene-d12	21.57	21.07	22.07	21.57	0.00

AREA UPPER LIMIT = +100% of internal standard area.
 AREA LOWER LIMIT = - 50% of internal standard area.
 RT UPPER LIMIT = + 0.50 minutes of internal standard RT.
 RT LOWER LIMIT = - 0.50 minutes of internal standard RT.



Analytical Resources, Inc.

Semivolatiles Report SW846 Method 8270D

Data file : /chem3/nt2.i/20090511.b/ic051107.d
 Lab Smp Id: ICV
 Inj Date : 11-MAY-2009 15:40
 Operator : VTS
 Smp Info : ICV
 Misc Info :
 Comment :
 Method : /chem3/nt2.i/20090511.b/SIMABN.m
 Meth Date : 12-May-2009 15:55 peter
 Cal Date : 11-MAY-2009 13:57
 Als bottle: 7
 Dil Factor: 1.00000
 Integrator: HP RTE
 Target Version: 3.50
 Processing Host: cserv3

Inst ID: nt2.i

Quant Type: ISTD
 Cal File: ic051104.d
 QC Sample: LCS

Compound Sublist: wind.sub

Concentration Formula: Amt * DF * Vt / (Ws * (100 - M) / 100) * CpndVariable

Name	Value	Description
DF	1.00000	Dilution Factor
Vt	1000.00000	Volume of final extract (uL)
Ws	16.00000	Weight of sample extracted (g)
M	0.00000	% Moisture

Cpnd Variable

Local Compound Variable

Compounds	QUANT SIG	RT	EXP RT	REL RT	RESPONSE	CONCENTRATIONS	
						ON-COLUMN (ug/mL)	FINAL (ug/Kg)
\$ 1 2-Fluorophenol	112						
\$ 2 Phenol-d5	99	7.612	7.612	(0.965)	19704	0.18172	11.36(R)
3 Phenol	94	7.439	7.439	(0.943)	366066	2.53145	158.2
\$ 5 2-Chlorophenol-d4	132						
7 1,3-Dichlorobenzene	146	7.816	7.816	(0.991)	262002	2.70538	169.1
* 8 1,4-Dichlorobenzene-d4	152	7.885	7.885	(1.000)	137062	2.00000	
9 1,4-Dichlorobenzene	146	7.902	7.902	(1.002)	272128	2.70977	169.4
\$ 10 1,2-Dichlorobenzene-d4	152						
11 Benzyl alcohol	79	8.127	8.127	(1.031)	275445	2.97820	186.1
12 1,2-Dichlorobenzene	146	8.179	8.179	(1.037)	242467	2.68118	167.6
13 2-Methylphenol	108	8.346	8.346	(1.058)	223662	2.55736	159.8
15 4-Methylphenol	108	8.577	8.577	(1.088)	226428	2.53225	158.3
16 N-Nitroso-di-n-propylamine	70	8.577	8.577	(1.088)	225345	2.69414	168.4
\$ 18 Nitrobenzene-d5	82						

Compounds	QUANT SIG		CONCENTRATIONS					
	MASS	RT	EXP RT	REL RT	RESPONSE	ON-COLUMN (ug/mL)	FINAL (ug/Kg)	
22 2,4-Dimethylphenol	107	9.398	9.398	(0.951)	257808	2.76075	172.5	
26 1,2,4-Trichlorobenzene	180	9.840	9.840	(0.996)	178586	3.02088	188.8	
* 27 Naphthalene-d8	136	9.878	9.878	(1.000)	379995	2.00000		
30 Hexachlorobutadiene	225	10.243	10.243	(1.037)	96616	3.13916	196.2	
\$ 36 2-Fluorobiphenyl	172	Compound Not Detected.						
39 Dimethylphthalate	163	12.371	12.371	(0.973)	423568	2.73889	171.2	
* 42 Acenaphthene-d10	162	12.717	12.717	(1.000)	206756	2.00000		
50 Diethylphthalate	149	13.528	13.528	(1.064)	447993	2.84228	177.6	
54 N-Nitrosodiphenylamine	169	13.805	13.805	(0.915)	195482	2.07609	129.8	
\$ 55 2,4,6-Tribromophenol	330	Compound Not Detected.						
57 Hexachlorobenzene	284	14.628	14.628	(0.969)	99074	2.88842	180.5	
58 Pentachlorophenol	266	14.905	14.905	(0.988)	55706	2.64075	165.0	
* 59 Phenanthrene-d10	188	15.090	15.090	(1.000)	313632	2.00000		
\$ 66 Terphenyl-d14	244	Compound Not Detected.						
67 Butylbenzylphthalate	149	18.603	18.603	(0.958)	328608	2.86770	179.2	
* 69 Chrysene-d12	240	19.414	19.414	(1.000)	294587	2.00000		
* 77 Perylene-d12	264	21.568	21.568	(1.000)	271892	2.00000		
79 Dibenzo(a,h)anthracene	278	23.230	23.230	(1.077)	400870	3.17426	198.4	
90 N-Nitrosodimethylamine	74	3.891	3.891	(0.493)	174051	2.69038	168.1	

QC Flag Legend

R - Spike/Surrogate failed recovery limits.

Analytical Resources, Inc.

INTERNAL STANDARD COMPOUNDS
 AREA AND RT SUMMARY

Instrument ID: nt2.i
 Lab File ID: ic051107.d
 Lab Smp Id: ICV
 Analysis Type: SV
 Quant Type: ISTD
 Operator: VTS
 Method File: /chem3/nt2.i/20090511.b/SIMABN.m
 Misc Info:

Calibration Date: 11-MAY-2009
 Calibration Time: 15:40
 Level: LOW
 Sample Type: SOIL

Test Mode: Use Initial Calibration Level 4.

COMPOUND	STANDARD	AREA LIMIT		SAMPLE	%DIFF
		LOWER	UPPER		
8 1,4-Dichlorobenze	119785	59892	239570	137062	14.42
27 Naphthalene-d8	372217	186108	744434	379995	2.09
42 Acenaphthene-d10	182713	91356	365426	206756	13.16
59 Phenanthrene-d10	286879	143440	573758	313632	9.33
69 Chrysene-d12	251912	125956	503824	294587	16.94
77 Perylene-d12	231524	115762	463048	271892	17.44

COMPOUND	STANDARD	RT LIMIT		SAMPLE	%DIFF
		LOWER	UPPER		
8 1,4-Dichlorobenze	7.88	7.38	8.38	7.88	0.00
27 Naphthalene-d8	9.88	9.38	10.38	9.88	0.00
42 Acenaphthene-d10	12.72	12.22	13.22	12.72	0.00
59 Phenanthrene-d10	15.09	14.59	15.59	15.09	0.00
69 Chrysene-d12	19.41	18.91	19.91	19.41	0.00
77 Perylene-d12	21.57	21.07	22.07	21.57	0.00

AREA UPPER LIMIT = +100% of internal standard area.
 AREA LOWER LIMIT = - 50% of internal standard area.
 RT UPPER LIMIT = + 0.50 minutes of internal standard RT.
 RT LOWER LIMIT = - 0.50 minutes of internal standard RT.

Analytical Resources, Inc.

RECOVERY REPORT

Client Name: Client SDG: 20090511
 Sample Matrix: SOLID Fraction: SV
 Lab Smp Id: ICV
 Level: LOW Operator: VTS
 Data Type: MS DATA SampleType: LCS
 SpikeList File: wind.spk Quant Type: ISTD
 Sublist File: wind.sub
 Method File: /chem3/nt2.i/20090511.b/SIMABN.m
 Misc Info:

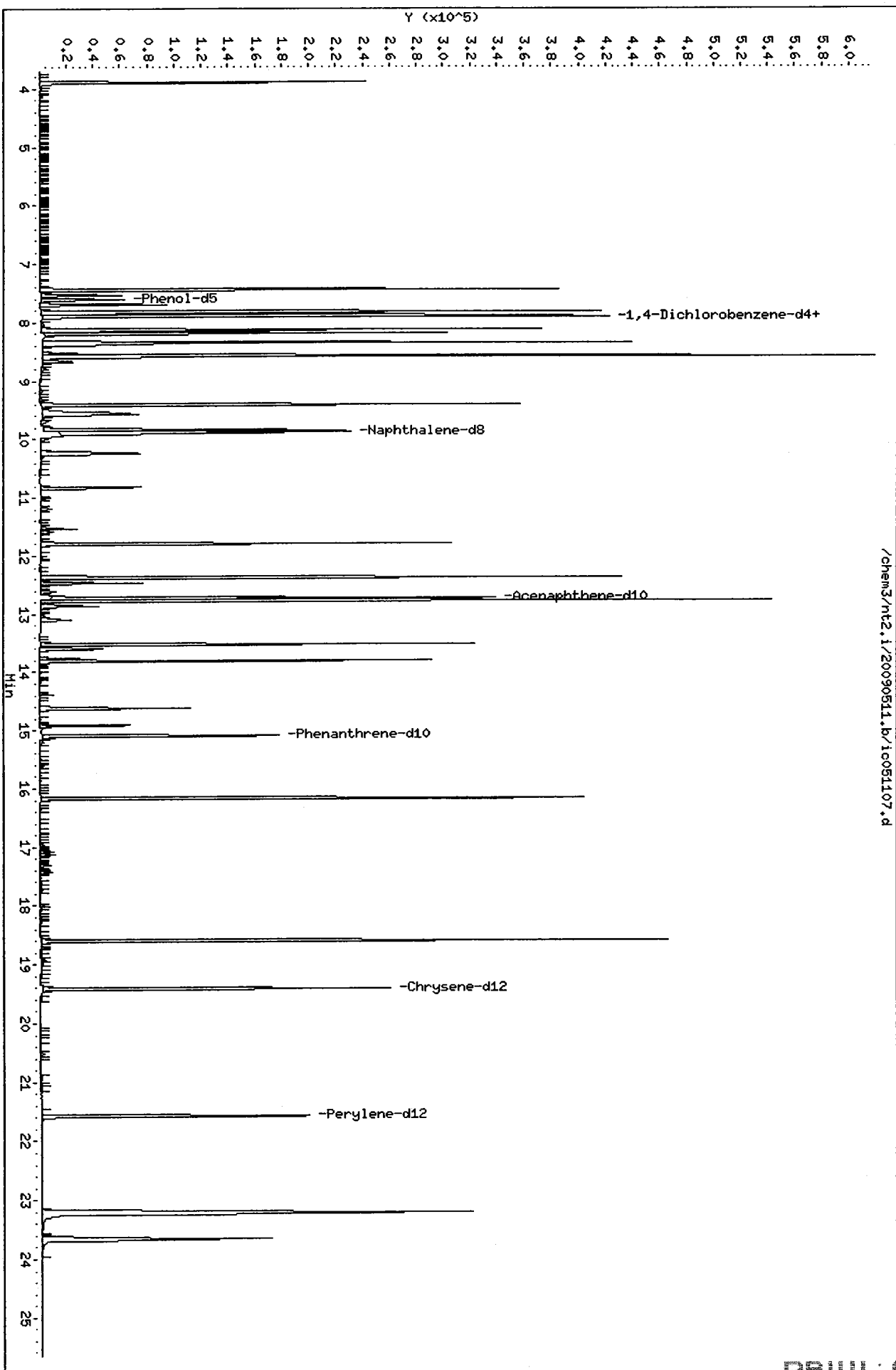
SPIKE COMPOUND	CONC ADDED ug/Kg	CONC RECOVERED ug/Kg	% RECOVERED	LIMITS
3 Phenol	156.3	158.2	101.26	30-160
7 1,3-Dichlorobenzen	156.3	169.1	108.22	30-160
9 1,4-Dichlorobenzen	156.3	169.4	108.39	30-160
11 Benzyl alcohol	312.5	186.1	59.56	30-160
12 1,2-Dichlorobenzen	156.3	167.6	107.25	30-160
13 2-Methylphenol	156.3	159.8	102.29	30-160
15 4-Methylphenol	312.5	158.3	50.65	30-160
16 N-Nitroso-di-n-pro	156.3	168.4	107.77	30-160
22 2,4-Dimethylphenol	156.3	172.5	110.43	30-160
26 1,2,4-Trichloroben	156.3	188.8	120.84	30-160
30 Hexachlorobutadien	156.3	196.2	125.57	30-160
50 Diethylphthalate	156.3	177.6	113.69	30-160
54 N-Nitrosodiphenyla	156.3	129.8	83.04	30-160
57 Hexachlorobenzene	156.3	180.5	115.54	30-160
58 Pentachlorophenol	156.3	165.0	105.63	30-160
67 Butylbenzylphthala	156.3	179.2	114.71	30-160
79 Dibenzo(a,h) anthra	156.3	198.4	126.97	30-160
90 N-Nitrosodimethyla	156.3	168.1	107.62	30-160

101.3
No Stratos

SURROGATE COMPOUND	CONC ADDED ug/Kg	CONC RECOVERED ug/Kg	% RECOVERED	LIMITS
\$ 1 2-Fluorophenol	234.4	0.000	*	30-160
\$ 2 Phenol-d5	234.4	11.36	4.85*	30-160
\$ 5 2-Chlorophenol-d4	234.4	0.000	*	30-160
\$ 10 1,2-Dichlorobenze	156.3	0.000	*	30-160
\$ 18 Nitrobenzene-d5	156.3	0.000	*	30-160
\$ 36 2-Fluorobiphenyl	156.3	0.000	*	30-160
\$ 55 2,4,6-Tribromophe	234.4	0.000	*	30-160
\$ 66 Terphenyl-d14	156.3	0.000	*	30-160

--	--	--	--	--

/chem3/nt2.i/20090511.b/10051107.d



SEMIVOLATILE 8270-D CONTINUING CALIBRATION CHECK

Lab Name: ANALYTICAL RESOURCES, INC

Client: ESC

ARI Job No: PB44

Project: JELD-WEN NORD DOOR

Instrument ID: NT2

Cont. Calib. Date: 06/16/09

Init. Calib. Date: 05/11/09

Cont. Calib. Time: 1048

COMPOUND	CalAmt or ARF	CC Amt or RF	MIN RRF	CURVE TYPE	%D or Drift
Phenol	2.110	1.909	0.800	AVRG	-9.5
1,3-Dichlorobenzene	1.413	1.753	0.010	AVRG	24.1 <-
1,4-Dichlorobenzene	1.465	1.444	0.010	AVRG	-1.4
1,2-Dichlorobenzene	1.320	1.324	0.010	AVRG	0.3
Benzyl alcohol	1.350	1.488	0.010	AVRG	10.2
2-Methylphenol	1.276	1.221	0.700	AVRG	-4.3
N-Nitroso-di-n-propylamine	1.220	1.183	0.500	AVRG	-3.0
4-Methylphenol	1.305	1.368	0.600	AVRG	4.8
2,4-Dimethylphenol	0.492	0.494	0.200	AVRG	0.4
1,2,4-Trichlorobenzene	0.311	0.294	0.010	AVRG	-5.5
Hexachlorobutadiene	0.162	0.157	0.010	AVRG	-3.1
Dimethylphthalate	1.496	1.517	0.010	AVRG	1.4
Diethylphthalate	1.525	1.587	0.010	AVRG	4.1
N-Nitrosodiphenylamine (1)	0.600	0.613	0.010	AVRG	2.2
Hexachlorobenzene	0.219	0.219	0.100	AVRG	0.0
Pentachlorophenol	0.134	0.144	0.050	AVRG	7.5
Butylbenzylphthalate	0.778	0.778	0.010	AVRG	0.0
Dibenzo(a,h)anthracene	0.929	1.018	0.400	AVRG	9.6
N-Nitrosodimethylamine	0.944	0.942	0.010	AVRG	-0.2
2-Fluorophenol	1.195	1.193	0.010	AVRG	-0.2
Phenol-d5	1.582	1.580	0.010	AVRG	-0.1
2-Chlorophenol-d4	1.063	1.065	0.010	AVRG	0.2
1,2-Dichlorobenzene-d4	0.760	0.764	0.010	AVRG	0.5
Nitrobenzene-d5	0.543	0.518	0.010	AVRG	-4.6
2-Fluorobiphenyl	1.427	1.448	0.010	AVRG	1.5
2,4,6-Tribromophenol	0.095	0.097	0.010	AVRG	2.1
Terphenyl-d14	0.622	0.662	0.010	AVRG	6.4

(1) Cannot be separated from Diphenylamine

<- Exceeds QC limit of 20% D

* RF less than minimum RF

Analytical Resources, Inc.

CONTINUING CALIBRATION COMPOUNDS

Instrument ID: nt2.i Injection Date: 16-JUN-2009 10:48
 Lab File ID: cc0616.d Init. Cal. Date(s): 11-MAY-2009 11-MAY-2009
 Analysis Type: SOIL Init. Cal. Times: 12:17 15:06
 Lab Sample ID: ABN 2.5 Quant Type: ISTD
 Method: /chem3/nt2.i/20090616.b/SIMABN.m

COMPOUND	RRF / AMOUNT	RF2	MIN		MAX		CURVE TYPE
			RRF	%D / %DRIFT	%D / %DRIFT		
\$ 1 2-Fluorophenol	1.19489	1.19329	0.010	-0.13399	20.00000	Averaged	
\$ 2 Phenol-d5	1.58220	1.57982	0.010	-0.15060	20.00000	Averaged	
3 Phenol	2.11010	1.90899	0.010	-9.53113	20.00000	Averaged	
\$ 5 2-Chlorophenol-d4	1.06328	1.06463	0.010	0.12714	20.00000	Averaged	
7 1,3-Dichlorobenzene	1.41315	1.75270	0.010	24.02774	20.00000	Averaged	<-
9 1,4-Dichlorobenzene	1.46539	1.44368	0.010	-1.48175	20.00000	Averaged	
\$ 10 1,2-Dichlorobenzene-d4	0.75984	0.76442	0.010	0.60317	20.00000	Averaged	
11 Benzyl alcohol	1.34957	1.48788	0.010	10.24891	20.00000	Averaged	
12 1,2-Dichlorobenzene	1.31959	1.32393	0.010	0.32903	20.00000	Averaged	
13 2-Methylphenol	1.27618	1.22099	0.010	-4.32502	20.00000	Averaged	
15 4-Methylphenol	1.30478	1.36839	0.010	4.87525	20.00000	Averaged	
16 N-Nitroso-di-n-propylamine	1.22051	1.18306	0.050	-3.06844	20.00000	Averaged	
\$ 18 Nitrobenzene-d5	0.54291	0.51814	0.010	-4.56271	20.00000	Averaged	
22 2,4-Dimethylphenol	0.49150	0.49371	0.010	0.45009	20.00000	Averaged	
26 1,2,4-Trichlorobenzene	0.31115	0.29423	0.010	-5.43555	20.00000	Averaged	
30 Hexachlorobutadiene	0.16199	0.15741	0.010	-2.82993	20.00000	Averaged	
\$ 36 2-Fluorobiphenyl	1.42681	1.44801	0.010	1.48561	20.00000	Averaged	
39 Dimethylphthalate	1.49596	1.51734	0.010	1.42893	20.00000	Averaged	
50 Diethylphthalate	1.52467	1.58662	0.010	4.06292	20.00000	Averaged	
54 N-Nitrosodiphenylamine	0.60044	0.61337	0.010	2.15341	20.00000	Averaged	
\$ 55 2,4,6-Tribromophenol	0.09454	0.09721	0.010	2.82593	20.00000	Averaged	
57 Hexachlorobenzene	0.21873	0.21908	0.010	0.16094	20.00000	Averaged	
58 Pentachlorophenol	0.13452	0.14418	0.005	7.18179	20.00000	Averaged	
\$ 66 Terphenyl-d14	0.62214	0.66165	0.010	6.34966	20.00000	Averaged	
67 Butylbenzylphthalate	0.77797	0.77788	0.010	-0.01081	20.00000	Averaged	
79 Dibenzo(a,h)anthracene	0.92895	1.01766	0.010	9.54944	20.00000	Averaged	
90 N-Nitrosodimethylamine	0.94401	0.94186	0.010	-0.22811	20.00000	Averaged	

Analytical Resources, Inc.

Semivolatile Report SW846 Method 8270D

Data file : /chem3/nt2.i/20090616.b/cc0616.d
 Lab Smp Id: ABN 2.5
 Inj Date : 16-JUN-2009 10:48
 Operator : VTS
 Smp Info : ABN 2.5
 Misc Info :
 Comment :
 Method : /chem3/nt2.i/20090616.b/SIMABN.m
 Meth Date : 16-Jun-2009 11:34 peter
 Cal Date : 11-MAY-2009 13:57
 Als bottle: 1
 Dil Factor: 1.00000
 Integrator: HP RTE
 Target Version: 3.50

Inst ID: nt2.i
 Quant Type: ISTD
 Cal File: ic051104.d
 Continuing Calibration Sample
 Compound Sublist: wind.sub

Concentration Formula: Amt * DF * Vt / (Ws * (100 - M) / 100) * CpndVariable

Name	Value	Description
DF	1.00000	Dilution Factor
Vt	1000.00000	Volume of final extract (uL)
Ws	16.00000	Weight of sample extracted (g)
M	0.00000	% Moisture

Cpnd Variable

Local Compound Variable

Compounds	QUANT SIG				AMOUNTS		
	MASS	RT	EXP RT	REL RT	RESPONSE	CAL-AMT (ug/mL)	ON-COL (ug/mL)
\$ 1 2-Fluorophenol	112	5.527	5.527	(0.750)	196915	2.50000	2.497
\$ 2 Phenol-d5	99	6.961	6.961	(0.945)	260699	2.50000	2.496
3 Phenol	94	6.972	6.972	(0.946)	315018	2.50000	2.262
\$ 5 2-Chlorophenol-d4	132	7.076	7.076	(0.960)	175684	2.50000	2.503
7 1,3-Dichlorobenzene	146	7.299	7.299	(0.991)	289228	2.50000	3.101
* 8 1,4-Dichlorobenzene-d4	152	7.368	7.368	(1.000)	132014	2.00000	
9 1,4-Dichlorobenzene	146	7.385	7.385	(1.002)	238233	2.50000	2.463
\$ 10 1,2-Dichlorobenzene-d4	152	7.645	7.645	(1.038)	126143	2.50000	2.515
11 Benzyl alcohol	79	7.627	7.627	(1.035)	1227642	12.50000	13.78
12 1,2-Dichlorobenzene	146	7.662	7.662	(1.040)	218473	2.50000	2.508
13 2-Methylphenol	108	7.865	7.865	(1.067)	201485	2.50000	2.392
15 4-Methylphenol	108	8.096	8.096	(1.099)	225809	2.50000	2.622
16 N-Nitroso-di-n-propylamine	70	8.080	8.080	(1.097)	195226	2.50000	2.423
\$ 18 Nitrobenzene-d5	82	8.250	8.250	(0.883)	270180	2.50000	2.386
22 2,4-Dimethylphenol	107	8.901	8.901	(0.953)	257440	2.50000	2.511

Compounds	QUANT SIG				AMOUNTS		
	MASS	RT	EXP RT	REL RT	RESPONSE	CAL-AMT (ug/mL)	ON-COL (ug/mL)
26 1,2,4-Trichlorobenzene	180	9.285	9.285	(0.994)	153426	2.50000	2.364
* 27 Naphthalene-d8	136	9.343	9.343	(1.000)	417153	2.00000	
30 Hexachlorobutadiene	225	9.708	9.708	(1.039)	82077	2.50000	2.429
\$ 36 2-Fluorobiphenyl	172	11.128	11.128	(0.915)	344261	2.50000	2.537
39 Dimethylphthalate	163	11.855	11.855	(0.974)	360743	2.50000	2.536
* 42 Acenaphthene-d10	162	12.166	12.166	(1.000)	190197	2.00000	
50 Diethylphthalate	149	13.008	13.008	(1.069)	377214	2.50000	2.602
54 N-Nitrosodiphenylamine	169	13.275	13.275	(0.914)	240404	2.50000	2.554
\$ 55 2,4,6-Tribromophenol	330	13.460	13.460	(0.926)	38101	2.50000	2.571
57 Hexachlorobenzene	284	14.067	14.067	(0.968)	85867	2.50000	2.504
58 Pentachlorophenol	266	14.360	14.360	(0.988)	282550	12.50000	13.40
* 59 Phenanthrene-d10	188	14.529	14.529	(1.000)	313552	2.00000	
\$ 66 Terphenyl-d14	244	17.167	17.167	(0.912)	216307	2.50000	2.659
67 Butylbenzylphthalate	149	18.046	18.046	(0.959)	254307	2.50000	2.500
* 69 Chrysene-d12	240	18.814	18.814	(1.000)	261538	2.00000	
* 77 Perylene-d12	264	20.953	20.953	(1.000)	222745	2.00000	
79 Dibenzo(a,h)anthracene	278	22.400	22.400	(1.069)	283349	2.50000	2.739
90 N-Nitrosodimethylamine	74	3.265	3.265	(0.443)	155423	2.50000	2.494

Analytical Resources, Inc.

INTERNAL STANDARD COMPOUNDS
 AREA AND RT SUMMARY

Instrument ID: nt2.i
 Lab File ID: cc0616.d
 Lab Smp Id: ABN 2.5
 Analysis Type: SV
 Quant Type: ISTD
 Operator: VTS
 Method File: /chem3/nt2.i/20090616.b/SIMABN.m
 Misc Info:

Calibration Date: 16-JUN-2009
 Calibration Time: 10:03
 Level: LOW
 Sample Type: SOIL

Test Mode:
 Use Initial Calibration Level 4.

COMPOUND	STANDARD	AREA LIMIT		SAMPLE	%DIFF
		LOWER	UPPER		
8 1,4-Dichlorobenze	119785	59892	239570	132014	10.21
27 Naphthalene-d8	372217	186108	744434	417153	12.07
42 Acenaphthene-d10	182713	91356	365426	190197	4.10
59 Phenanthrene-d10	286879	143440	573758	313552	9.30
69 Chrysene-d12	251912	125956	503824	261538	3.82
77 Perylene-d12	231524	115762	463048	222745	-3.79

COMPOUND	STANDARD	RT LIMIT		SAMPLE	%DIFF
		LOWER	UPPER		
8 1,4-Dichlorobenze	7.37	6.87	7.87	7.37	0.00
27 Naphthalene-d8	9.34	8.84	9.84	9.34	0.00
42 Acenaphthene-d10	12.17	11.67	12.67	12.17	0.00
59 Phenanthrene-d10	14.53	14.03	15.03	14.53	0.00
69 Chrysene-d12	18.81	18.31	19.31	18.81	0.00
77 Perylene-d12	20.95	20.45	21.45	20.95	0.00

AREA UPPER LIMIT = +100% of internal standard area.
 AREA LOWER LIMIT = - 50% of internal standard area.
 RT UPPER LIMIT = + 0.50 minutes of internal standard RT.
 RT LOWER LIMIT = - 0.50 minutes of internal standard RT.

Client ID:

Sample Info: ABN 2.5

Volume Injected (uL): 2.0

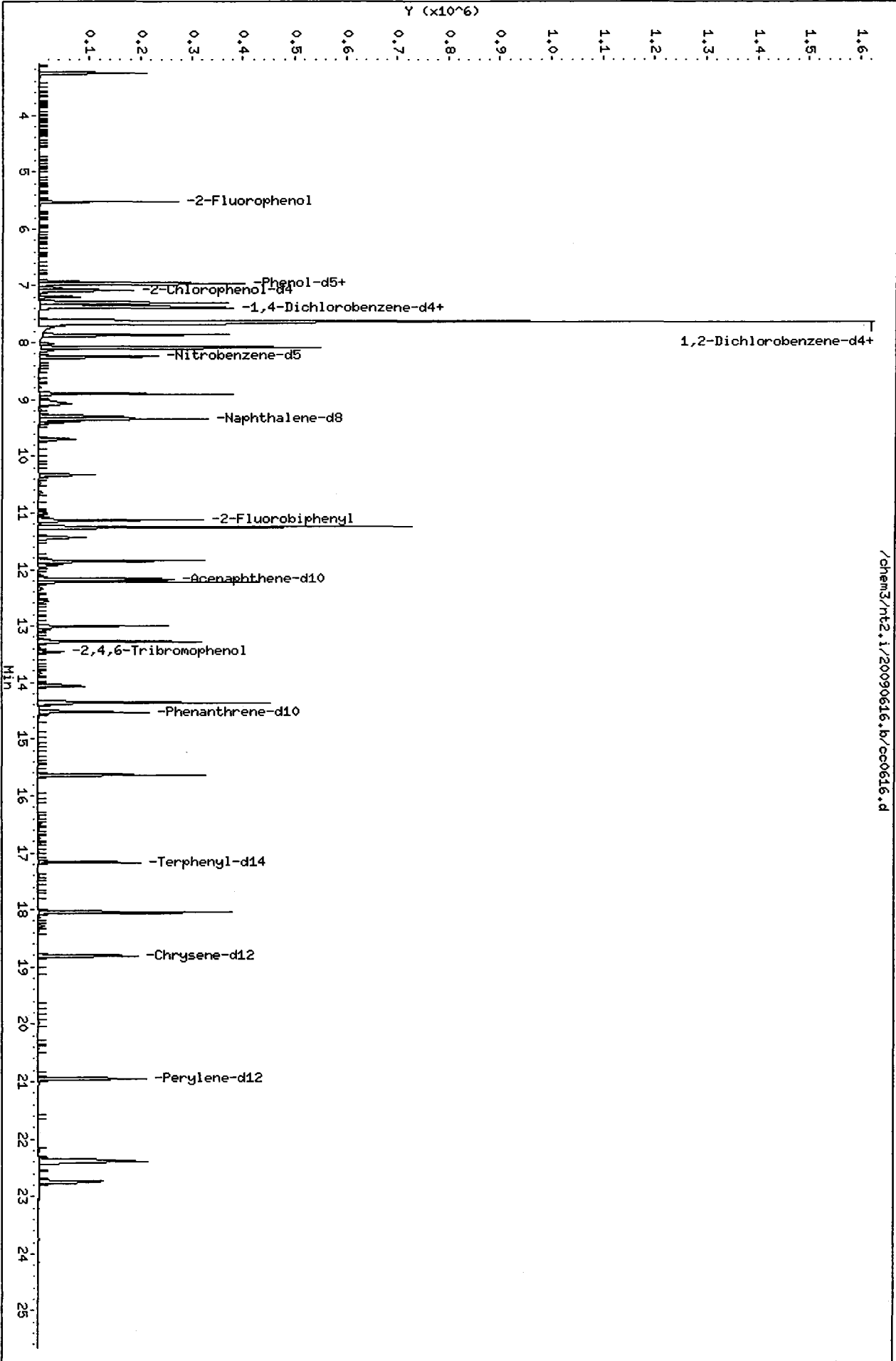
Column phase: ZB-5

Instrument: nt2.1

Operator: VTS

Column diameter: 0.32

/chem3/nt2.1/20090616.b/cc0616.d



SEMIVOLATILE 8270-D CONTINUING CALIBRATION CHECK

Lab Name: ANALYTICAL RESOURCES, INC

Client: ESC

ARI Job No: PB44

Project: JELD-WEN NORD DOOR

Instrument ID: NT2

Cont. Calib. Date: 06/17/09

Init. Calib. Date: 05/11/09

Cont. Calib. Time: 1211

COMPOUND	CalAmt or ARF	CC Amt or RF	MIN RRF	CURVE TYPE	%D or Drift
Phenol	2.110	2.260	0.800	AVRG	7.1
1,3-Dichlorobenzene	1.413	1.784	0.010	AVRG	26.2 <-
1,4-Dichlorobenzene	1.465	1.392	0.010	AVRG	-5.0
1,2-Dichlorobenzene	1.320	1.382	0.010	AVRG	4.7
Benzyl alcohol	1.350	1.053	0.010	AVRG	-22.0 <-
2-Methylphenol	1.276	1.322	0.700	AVRG	3.6
N-Nitroso-di-n-propylamine	1.220	1.209	0.500	AVRG	-0.9
4-Methylphenol	1.305	1.399	0.600	AVRG	7.2
2,4-Dimethylphenol	0.492	0.496	0.200	AVRG	0.8
1,2,4-Trichlorobenzene	0.311	0.342	0.010	AVRG	10.0
Hexachlorobutadiene	0.162	0.170	0.010	AVRG	4.9
Dimethylphthalate	1.496	1.473	0.010	AVRG	-1.5
Diethylphthalate	1.525	1.579	0.010	AVRG	3.5
N-Nitrosodiphenylamine (1)	0.600	0.602	0.010	AVRG	0.3
Hexachlorobenzene	0.219	0.223	0.100	AVRG	1.8
Pentachlorophenol	0.134	0.133	0.050	AVRG	-0.7
Butylbenzylphthalate	0.778	0.796	0.010	AVRG	2.3
Dibenzo(a,h)anthracene	0.929	0.910	0.400	AVRG	-2.0
N-Nitrosodimethylamine	0.944	0.973	0.010	AVRG	3.1
2-Fluorophenol	1.195	1.217	0.010	AVRG	1.8
Phenol-d5	1.582	1.626	0.010	AVRG	2.8
2-Chlorophenol-d4	1.063	1.254	0.010	AVRG	18.0
1,2-Dichlorobenzene-d4	0.760	0.794	0.010	AVRG	4.5
Nitrobenzene-d5	0.543	0.566	0.010	AVRG	4.2
2-Fluorobiphenyl	1.427	1.443	0.010	AVRG	1.1
2,4,6-Tribromophenol	0.095	0.099	0.010	AVRG	4.2
Terphenyl-d14	0.622	0.652	0.010	AVRG	4.8

(1) Cannot be separated from Diphenylamine

<- Exceeds QC limit of 20% D

* RF less than minimum RF

Analytical Resources, Inc.

CONTINUING CALIBRATION COMPOUNDS

Instrument ID: nt2.i Injection Date: 17-JUN-2009 12:11
 Lab File ID: cc0617.d Init. Cal. Date(s): 11-MAY-2009 11-MAY-2009
 Analysis Type: SOIL Init. Cal. Times: 12:17 15:06
 Lab Sample ID: ABN 2.5 Quant Type: ISTD
 Method: /chem3/nt2.i/20090617.b/SIMABN.m

COMPOUND	RRF / AMOUNT	RF2	MIN		MAX		CURVE TYPE
			RRF	%D / %DRIFT	%D / %DRIFT		
\$ 1 2-Fluorophenol	1.19489	1.21708	0.010	1.85716	20.00000	Averaged	
\$ 2 Phenol-d5	1.58220	1.62563	0.010	2.74512	20.00000	Averaged	
3 Phenol	2.11010	2.25979	0.010	7.09394	20.00000	Averaged	
\$ 5 2-Chlorophenol-d4	1.06328	1.25387	0.010	17.92506	20.00000	Averaged	
7 1,3-Dichlorobenzene	1.41315	1.78365	0.010	26.21772	20.00000	Averaged	<-
9 1,4-Dichlorobenzene	1.46539	1.39249	0.010	-4.97454	20.00000	Averaged	
\$ 10 1,2-Dichlorobenzene-d4	0.75984	0.79379	0.010	4.46809	20.00000	Averaged	
11 Benzyl alcohol	1.34957	1.05290	0.010	-21.98213	20.00000	Averaged	<-
12 1,2-Dichlorobenzene	1.31959	1.38187	0.010	4.71961	20.00000	Averaged	
13 2-Methylphenol	1.27618	1.32237	0.010	3.61903	20.00000	Averaged	
15 4-Methylphenol	1.30478	1.39925	0.010	7.24059	20.00000	Averaged	
16 N-Nitroso-di-n-propylamine	1.22051	1.20915	0.050	-0.93078	20.00000	Averaged	
\$ 18 Nitrobenzene-d5	0.54291	0.56604	0.010	4.25973	20.00000	Averaged	
22 2,4-Dimethylphenol	0.49150	0.49568	0.010	0.85185	20.00000	Averaged	
26 1,2,4-Trichlorobenzene	0.31115	0.34155	0.010	9.77101	20.00000	Averaged	
30 Hexachlorobutadiene	0.16199	0.16971	0.010	4.76438	20.00000	Averaged	
\$ 36 2-Fluorobiphenyl	1.42681	1.44327	0.010	1.15300	20.00000	Averaged	
39 Dimethylphthalate	1.49596	1.47279	0.010	-1.54908	20.00000	Averaged	
50 Diethylphthalate	1.52467	1.57918	0.010	3.57534	20.00000	Averaged	
54 N-Nitrosodiphenylamine	0.60044	0.60237	0.010	0.32107	20.00000	Averaged	
\$ 55 2,4,6-Tribromophenol	0.09454	0.09910	0.010	4.82523	20.00000	Averaged	
57 Hexachlorobenzene	0.21873	0.22271	0.010	1.81845	20.00000	Averaged	
58 Pentachlorophenol	0.13452	0.13310	0.005	-1.05149	20.00000	Averaged	
\$ 66 Terphenyl-d14	0.62214	0.65213	0.010	4.82021	20.00000	Averaged	
67 Butylbenzylphthalate	0.77797	0.79553	0.010	2.25801	20.00000	Averaged	
79 Dibenzo(a,h)anthracene	0.92895	0.91032	0.010	-2.00628	20.00000	Averaged	
90 N-Nitrosodimethylamine	0.94401	0.97346	0.010	3.12013	20.00000	Averaged	

Analytical Resources, Inc.

Semivolatiles Report SW846 Method 8270D

Data file : /chem3/nt2.i/20090617.b/cc0617.d
 Lab Smp Id: ABN 2.5
 Inj Date : 17-JUN-2009 12:11
 Operator : VTS
 Smp Info : ABN 2.5
 Misc Info :
 Comment :
 Method : /chem3/nt2.i/20090617.b/SIMABN.m
 Meth Date : 17-Jun-2009 13:26 peter
 Cal Date : 11-MAY-2009 13:57
 Als bottle: 1
 Dil Factor: 1.00000
 Integrator: HP RTE
 Target Version: 3.50

Inst ID: nt2.i
 Quant Type: ISTD
 Cal File: ic051104.d
 Continuing Calibration Sample
 Compound Sublist: wind.sub

Concentration Formula: Amt * DF * Vt / (Ws * (100 - M) / 100) * CpndVariable

Name	Value	Description
DF	1.00000	Dilution Factor
Vt	1000.00000	Volume of final extract (uL)
Ws	16.00000	Weight of sample extracted (g)
M	0.00000	% Moisture

Cpnd Variable

Local Compound Variable

Compounds	QUANT	SIG	RT	EXP RT	REL RT	RESPONSE	AMOUNTS	
							CAL-AMT (ug/mL)	ON-COL (ug/mL)
\$ 1 2-Fluorophenol	112	==	5.445	5.445	(0.748)	220088	2.50000	2.546
\$ 2 Phenol-d5	99	==	6.888	6.888	(0.946)	293967	2.50000	2.569
3 Phenol	94	==	6.899	6.899	(0.947)	408644	2.50000	2.677
\$ 5 2-Chlorophenol-d4	132	==	6.992	6.992	(0.960)	226741	2.50000	2.948
7 1,3-Dichlorobenzene	146	==	7.215	7.215	(0.990)	322542	2.50000	3.155
* 8 1,4-Dichlorobenzene-d4	152	==	7.284	7.284	(1.000)	144666	2.00000	
9 1,4-Dichlorobenzene	146	==	7.301	7.301	(1.002)	251808	2.50000	2.376
\$ 10 1,2-Dichlorobenzene-d4	152	==	7.561	7.561	(1.038)	143543	2.50000	2.612
11 Benzyl alcohol	79	==	7.543	7.543	(1.036)	951996	12.5000	9.752
12 1,2-Dichlorobenzene	146	==	7.578	7.578	(1.040)	249887	2.50000	2.618
13 2-Methylphenol	108	==	7.796	7.796	(1.070)	239127	2.50000	2.590 (M)
15 4-Methylphenol	108	==	8.027	8.027	(1.102)	253029	2.50000	2.681 (M)
16 N-Nitroso-di-n-propylamine	70	==	7.996	7.996	(1.098)	218653	2.50000	2.477
\$ 18 Nitrobenzene-d5	82	==	8.165	8.165	(0.882)	299197	2.50000	2.606
22 2,4-Dimethylphenol	107	==	8.821	8.821	(0.952)	262009	2.50000	2.521

Compounds	QUANT SIG			AMOUNTS			
	MASS	RT	EXP RT REL RT	RESPONSE	CAL-AMT (ug/mL)	ON-COL (ug/mL)	
26 1,2,4-Trichlorobenzene	180	9.205	9.205 (0.994)	180536	2.50000	2.744	
* 27 Naphthalene-d8	136	9.263	9.263 (1.000)	422864	2.00000		
30 Hexachlorobutadiene	225	9.608	9.608 (1.037)	89704	2.50000	2.619	
\$ 36 2-Fluorobiphenyl	172	11.046	11.046 (0.914)	387663	2.50000	2.529	
39 Dimethylphthalate	163	11.773	11.773 (0.974)	395593	2.50000	2.461	
* 42 Acenaphthene-d10	162	12.084	12.084 (1.000)	214881	2.00000		
50 Diethylphthalate	149	12.928	12.928 (1.070)	424171	2.50000	2.589	
54 N-Nitrosodiphenylamine	169	13.195	13.195 (0.913)	264795	2.50000	2.508	
\$ 55 2,4,6-Tribromophenol	330	13.380	13.380 (0.926)	43565	2.50000	2.621	
57 Hexachlorobenzene	284	13.983	13.983 (0.968)	97900	2.50000	2.545	
58 Pentachlorophenol	266	14.291	14.291 (0.989)	292558	12.50000	12.37	
* 59 Phenanthrene-d10	188	14.445	14.445 (1.000)	351672	2.00000		
\$ 66 Terphenyl-d14	244	17.090	17.090 (0.912)	244164	2.50000	2.621	
67 Butylbenzylphthalate	149	17.970	17.970 (0.959)	297855	2.50000	2.556	
* 69 Chrysene-d12	240	18.730	18.730 (1.000)	299528	2.00000		
* 77 Perylene-d12	264	20.869	20.869 (1.000)	236527	2.00000		
79 Dibenzo(a,h)anthracene	278	22.301	22.301 (1.069)	269143	2.50000	2.450	
90 N-Nitrosodimethylamine	74	3.153	3.153 (0.433)	176034	2.50000	2.578	

QC Flag Legend

M - Compound response manually integrated.

Analytical Resources, Inc.

INTERNAL STANDARD COMPOUNDS
 AREA AND RT SUMMARY

Instrument ID: nt2.i
 Lab File ID: cc0617.d
 Lab Smp Id: ABN 2.5
 Analysis Type: SV
 Quant Type: ISTD
 Operator: VTS
 Method File: /chem3/nt2.i/20090617.b/SIMABN.m
 Misc Info:

Calibration Date: 17-JUN-2009
 Calibration Time: 11:17

Level: LOW
 Sample Type: SOIL

Test Mode:
 Use Initial Calibration Level 4.

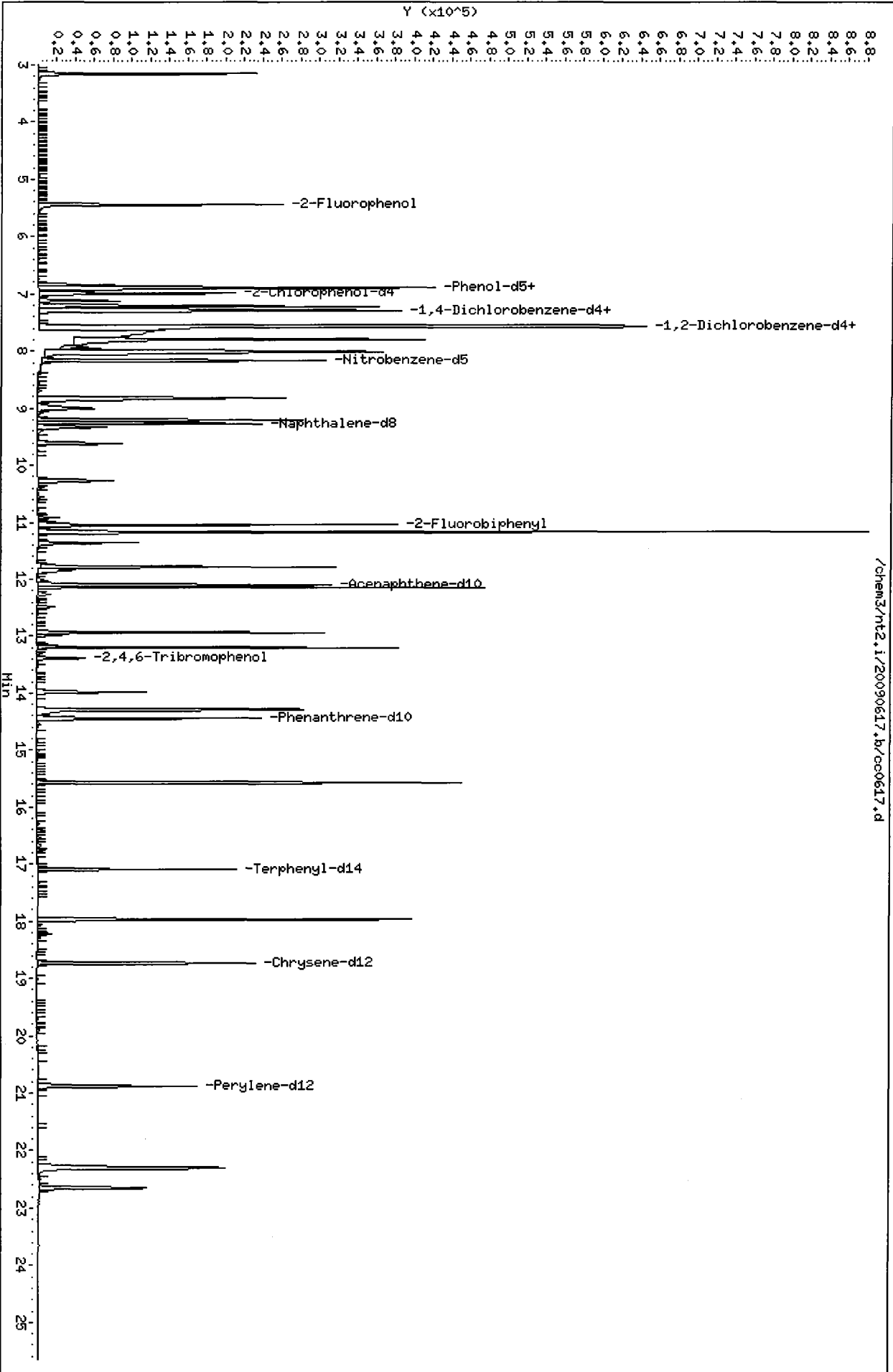
COMPOUND	STANDARD	AREA LIMIT		SAMPLE	%DIFF
		LOWER	UPPER		
8 1,4-Dichlorobenze	119785	59892	239570	144666	20.77
27 Naphthalene-d8	372217	186108	744434	422864	13.61
42 Acenaphthene-d10	182713	91356	365426	214881	17.61
59 Phenanthrene-d10	286879	143440	573758	351672	22.59
69 Chrysene-d12	251912	125956	503824	299528	18.90
77 Perylene-d12	231524	115762	463048	236527	2.16

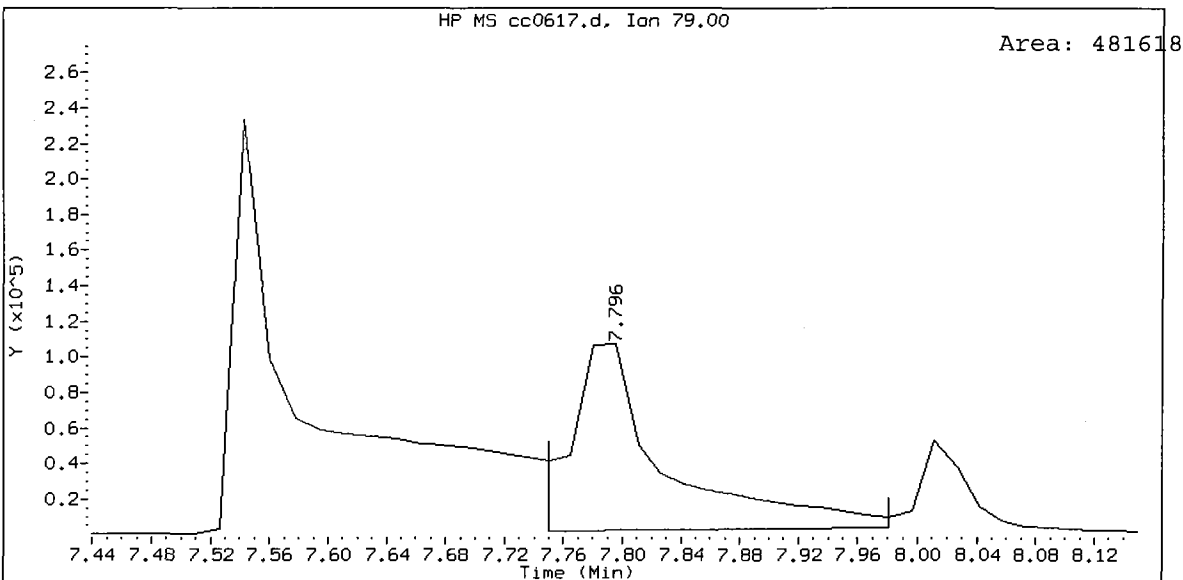
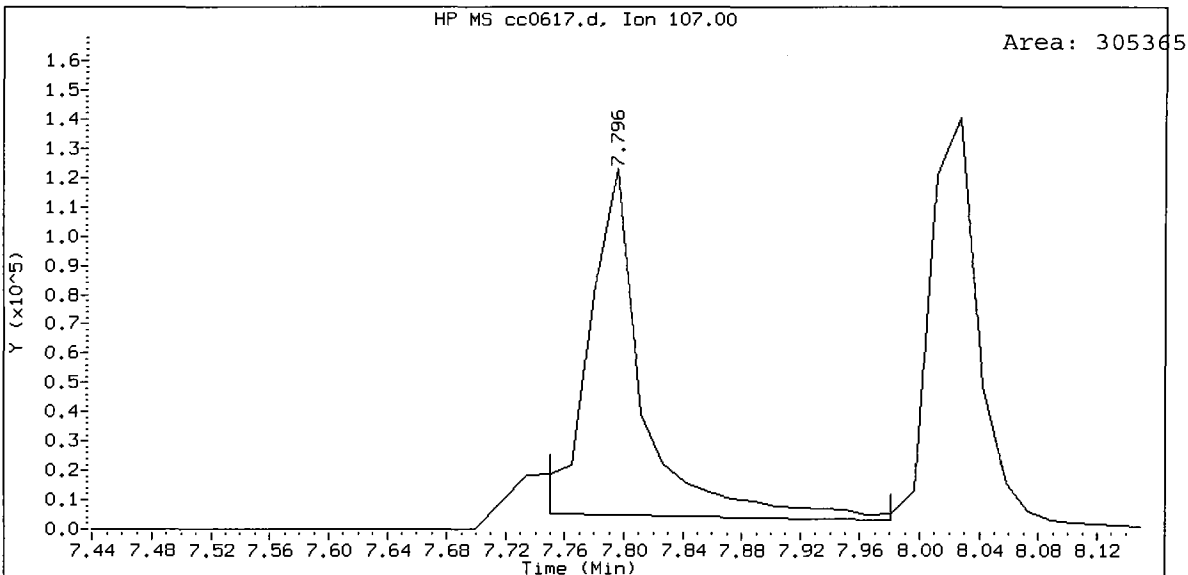
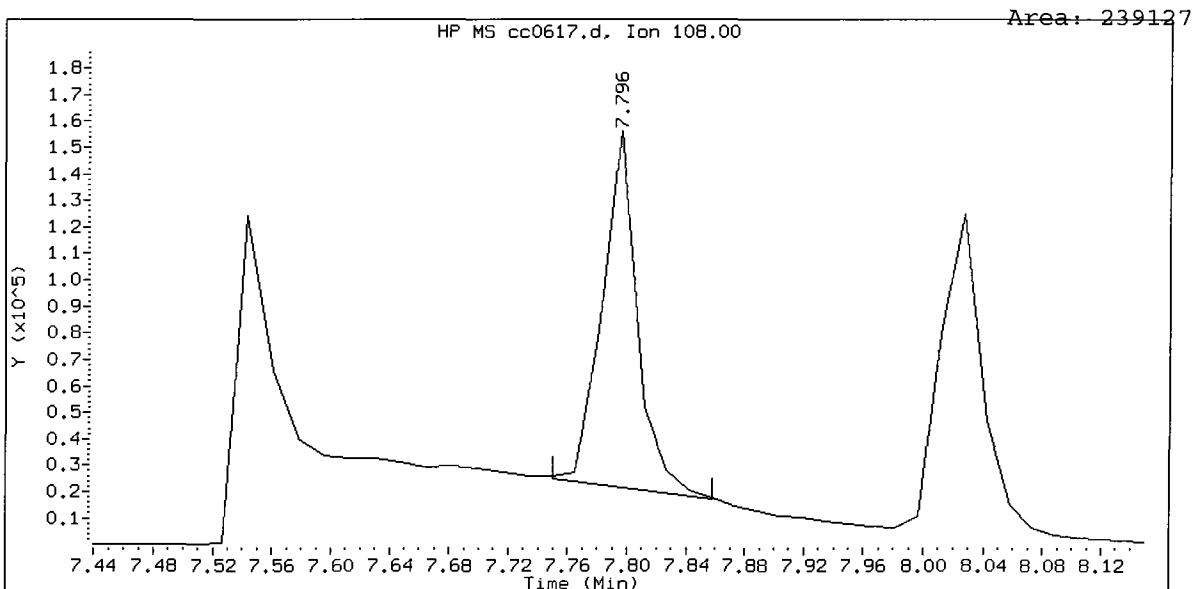
COMPOUND	STANDARD	RT LIMIT		SAMPLE	%DIFF
		LOWER	UPPER		
8 1,4-Dichlorobenze	7.28	6.78	7.78	7.28	0.00
27 Naphthalene-d8	9.26	8.76	9.76	9.26	0.00
42 Acenaphthene-d10	12.08	11.58	12.58	12.08	0.00
59 Phenanthrene-d10	14.45	13.95	14.95	14.45	0.00
69 Chrysene-d12	18.73	18.23	19.23	18.73	0.00
77 Perylene-d12	20.87	20.37	21.37	20.87	0.00

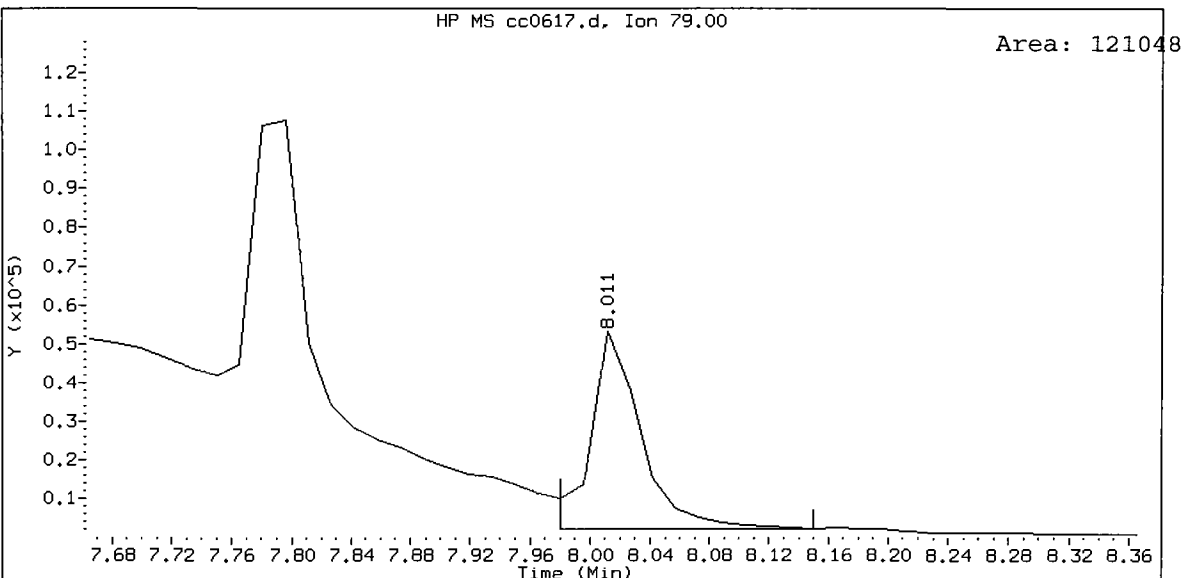
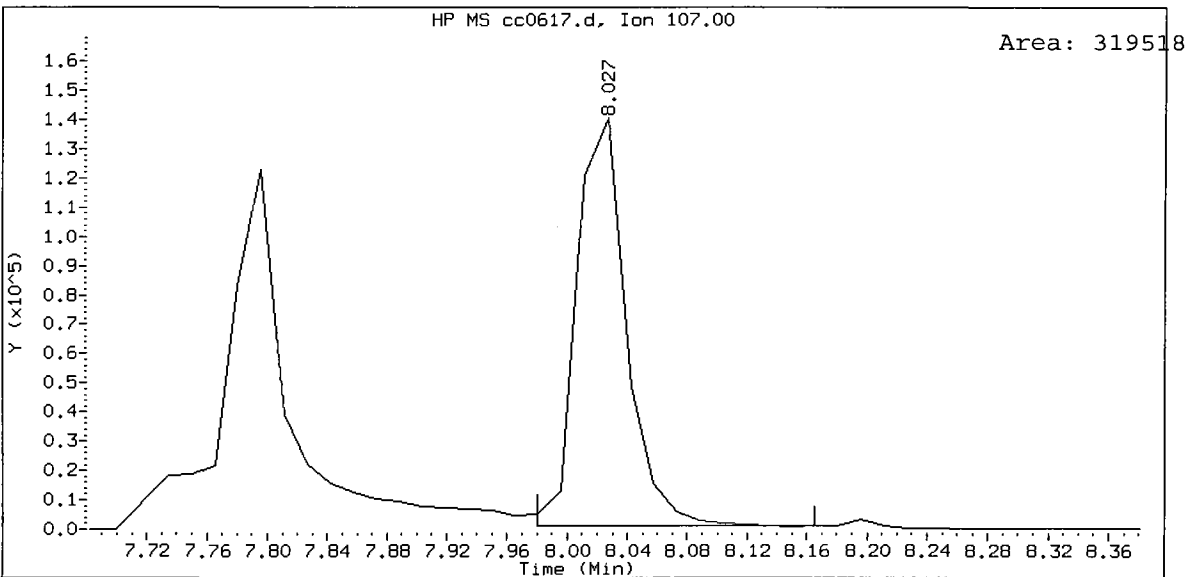
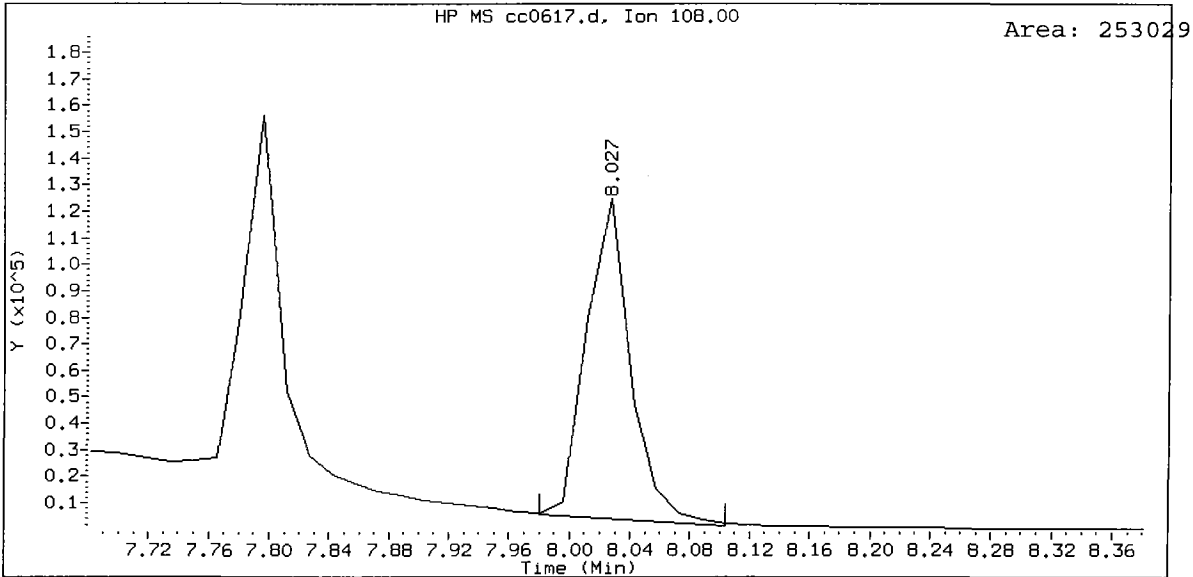
AREA UPPER LIMIT = +100% of internal standard area.
 AREA LOWER LIMIT = - 50% of internal standard area.
 RT UPPER LIMIT = + 0.50 minutes of internal standard RT.
 RT LOWER LIMIT = - 0.50 minutes of internal standard RT.

Client ID:
Sample Info: ABN 2.5
Volume Injected (uL): 2.0
Column phase: ZB-5

Instrument: nt2.i
Operator: VTS
Column diameter: 0.32







SIM Semivolatile Analysis
QC Raw Data

prepared
for

ENVIROMENTAL SCIENCE CORP.

Project: JELD-WEN NORD DOOR

ARI JOB NO: PB44

prepared
by

Analytical Resources, Inc.

Date : 11-MAY-2009 11:13

Client ID:

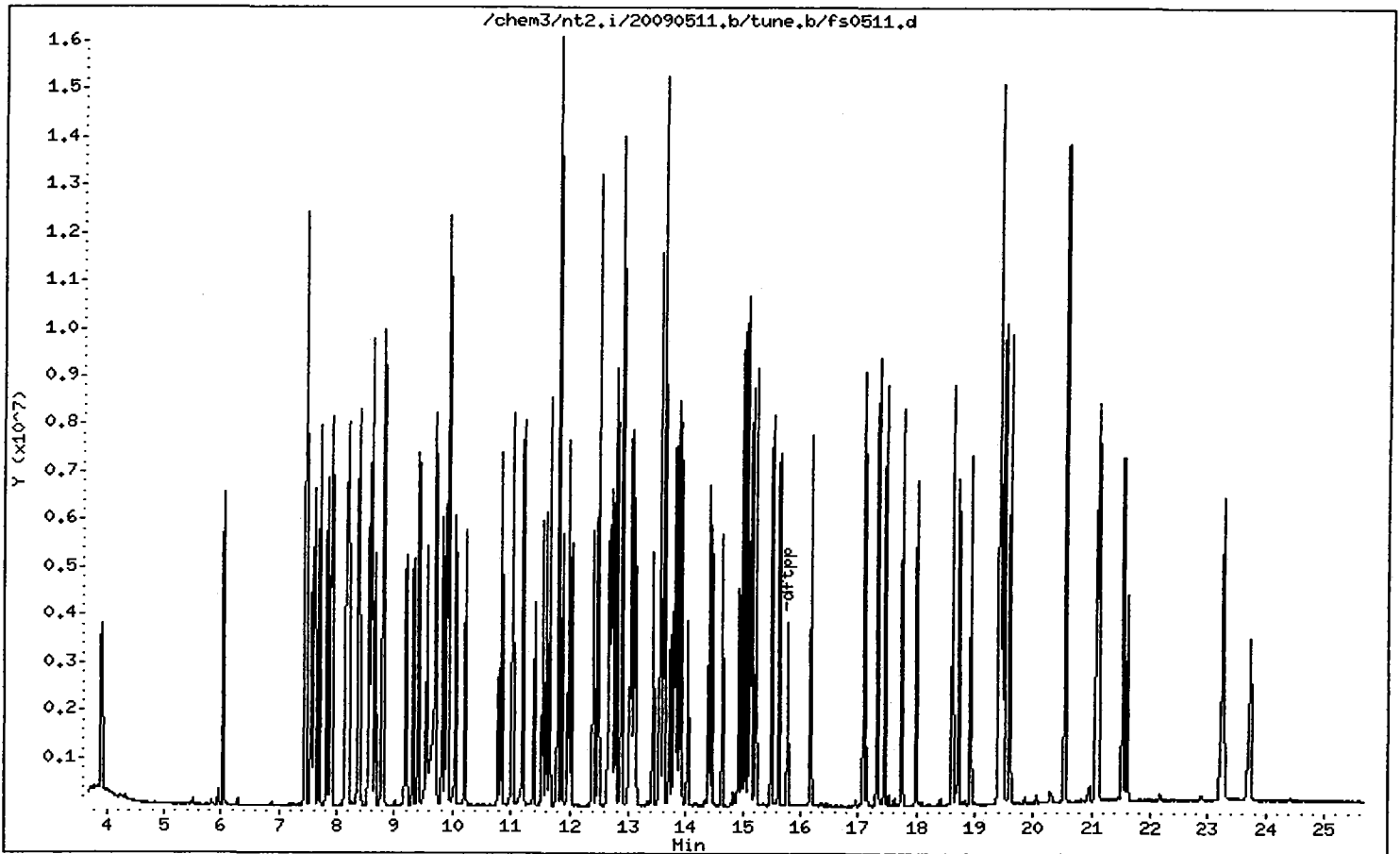
Instrument: nt2.i

Sample Info: ABN 25

Operator: VTS

Column phase:

Column diameter: 0.25



Date : 11-MAY-2009 11:13

Client ID:

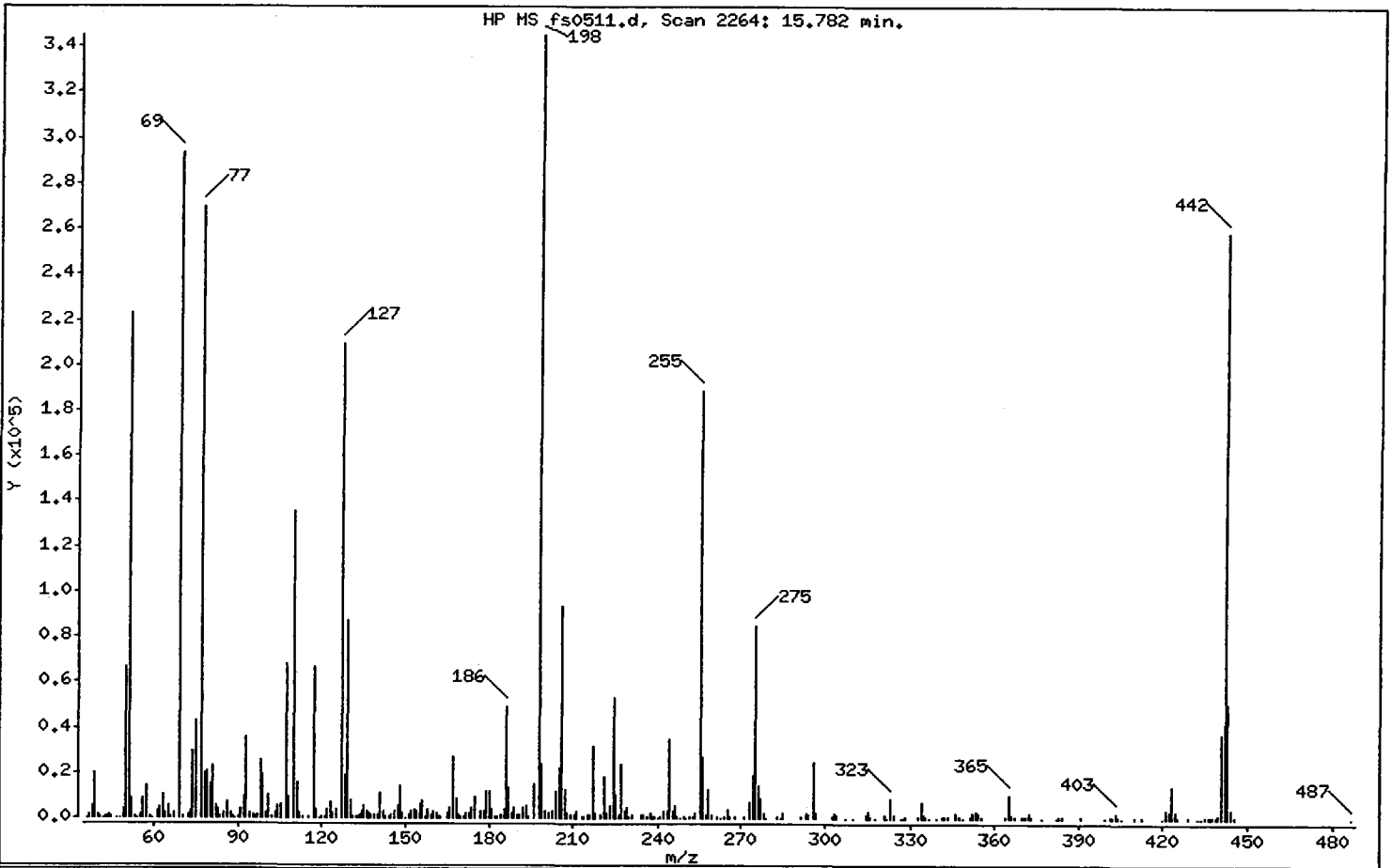
Instrument: nt2.i

Sample Info: ABN 25

Operator: VTS

Column phase:
1 dftpp

Column diameter: 0.25



m/e	ION ABUNDANCE CRITERIA	% RELATIVE ABUNDANCE
198	Base Peak, 100% relative abundance	100.00
51	30.00 - 80.00% of mass 198	64.58
68	Less than 2.00% of mass 69	0.00 (0.00)
69	Mass 69 relative abundance	85.08
70	Less than 2.00% of mass 69	0.17 (0.20)
127	25.00 - 75.00% of mass 198	60.74
197	Less than 1.00% of mass 198	0.00
199	5.00 - 9.00% of mass 198	6.82
275	10.00 - 30.00% of mass 198	24.57
365	Greater than 0.75% of mass 198	3.03
441	Present, but less than mass 443	10.81
442	40.00 - 110.00% of mass 198	74.90
443	15.00 - 24.00% of mass 442	14.66 (19.57)

Date : 11-MAY-2009 11:13

Client ID:

Instrument: nt2.i

Sample Info: ABN 25

Operator: VTS

Column phase:

Column diameter: 0.25

Data File: fs0511.d

Spectrum: HP MS fs0511.d, Scan 2264: 15.782 min.

Location of Maximum: 198.00

Number of points: 308

m/z	Y	m/z	Y	m/z	Y	m/z	Y
35.90	242	121.10	553	202.90	3201	306.90	230
36.40	352	122.00	4019	204.10	11881	310.00	393
37.10	1858	123.00	6946	205.00	21960	314.20	1504
38.00	5783	124.00	2194	206.10	93448	315.00	2812
39.10	19680	125.00	4011	207.00	12521	316.00	684
40.00	1583	127.10	209536	207.90	2292	317.90	304
41.00	1187	128.00	19352	208.90	1202	320.90	1406
42.20	259	129.10	87392	210.30	1892	321.90	323
42.70	725	130.10	7806	211.00	3361	323.10	8511
43.20	425	131.00	1157	213.20	645	324.10	1709
44.20	1266	132.00	742	213.90	488	326.80	375
45.00	594	133.20	815	215.10	1681	327.40	270
46.90	357	133.70	1525	215.90	1368	328.10	629
48.20	306	134.30	3102	217.00	31456	332.70	812
49.10	3623	135.10	5870	218.00	2130	334.00	6757
50.10	66736	136.20	2885	220.00	1308	334.90	1278
51.10	222784	137.10	2508	221.10	18208	335.70	758
52.00	8783	137.80	1323	221.90	2747	337.00	356
53.10	1059	139.00	1942	223.00	5668	339.70	300
54.20	394	140.20	1802	224.10	53440	341.20	532
55.20	1861	141.10	10708	224.90	10055	341.80	605
56.00	8652	142.10	3304	226.00	1917	343.20	473
57.10	14587	143.00	1002	227.10	23504	345.90	2675
58.30	952	144.10	715	228.00	3170	347.10	555
59.00	384	144.90	1312	229.00	5011	348.50	254
61.00	3229	146.00	3225	229.90	424	351.00	477
62.00	4706	147.10	5754	231.10	1547	352.00	2426
63.00	10162	148.00	14243	234.00	1789	353.00	3168
64.10	2231	149.00	2575	235.00	1817	354.00	2298
65.10	5657	149.90	252	236.00	984	355.10	549
66.10	496	151.10	1611	237.20	2278	364.10	1078
67.10	2408	151.90	3027	238.40	498	365.00	10441
69.00	293504	153.00	3988	239.10	704	366.00	1307
70.60	595	154.00	2990	239.80	329	366.80	402
72.50	1340	155.10	6251	241.00	793	369.70	572

Date : 11-MAY-2009 11:13

Client ID:

Instrument: nt2.i

Sample Info: ABN 25

Operator: VTS

Column phase:

Column diameter: 0.25

Data File: fs0511.d

Spectrum: HP MS fs0511.d, Scan 2264: 15.782 min.

Location of Maximum: 198.00

Number of points: 308

m/z	Y	m/z	Y	m/z	Y	m/z	Y
73.20	3309	156.10	8249	242.00	3325	370.60	501
74.00	29480	157.00	881	243.10	2867	371.00	742
75.00	42800	157.90	3733	244.00	34672	372.20	2723
77.10	269376	159.00	1922	245.10	3337	372.90	1094
78.00	20152	160.00	2860	246.10	5823	377.00	233
79.00	20832	161.00	2602	246.90	1150	382.50	274
80.00	15055	162.10	778	248.30	211	383.00	797
81.00	22800	162.80	1166	249.10	971	384.00	485
82.10	5194	165.00	2653	249.80	346	391.00	519
83.10	3707	166.00	4432	251.20	576	399.60	262
83.80	704	167.00	26640	251.60	448	401.10	437
85.10	2690	168.10	9100	252.60	595	401.90	515
86.00	7062	169.00	1776	253.40	2034	403.00	2570
87.20	2143	169.90	402	255.00	188928	403.80	446
87.90	783	171.00	613	256.00	26624	405.00	209
89.10	355	171.80	2535	257.20	1607	409.70	424
90.20	743	173.00	2547	258.00	12406	412.50	444
91.00	4234	174.00	5047	259.10	1855	419.70	299
92.10	9310	175.10	9293	261.10	561	421.00	4053
93.00	35680	177.10	3415	262.80	261	422.10	2941
93.90	2242	178.00	2858	263.80	470	423.00	14019
95.10	1543	179.00	12009	265.00	3931	424.10	2915
95.90	1102	180.10	11734	265.90	1007	425.10	567
96.80	1266	181.10	4010	267.80	810	429.20	520
98.00	25328	182.10	645	271.10	609	432.20	374
99.00	19152	182.70	779	273.00	7034	433.60	333
100.10	2235	184.10	1233	274.00	19304	435.00	903
101.00	10399	185.30	4308	275.00	84752	436.10	597
101.80	944	186.00	49320	276.00	14307	436.60	473
103.20	2351	187.10	13363	277.10	8742	437.40	743
104.00	5600	188.10	2534	278.00	2304	437.60	735
105.10	6596	189.00	4808	279.10	317	438.70	1007
107.10	68416	189.90	1292	283.00	990	439.60	1363
108.10	9502	190.80	1475	284.10	311	441.00	37280
110.00	136000	191.00	1404	285.00	2358	442.10	258368

Date : 11-MAY-2009 11:13

Client ID:

Instrument: nt2.i

Sample Info: ABN 25

Operator: VTS

Column phase:

Column diameter: 0.25

Data File: fs0511.d

Spectrum: HP MS fs0511.d, Scan 2264; 15.782 min.

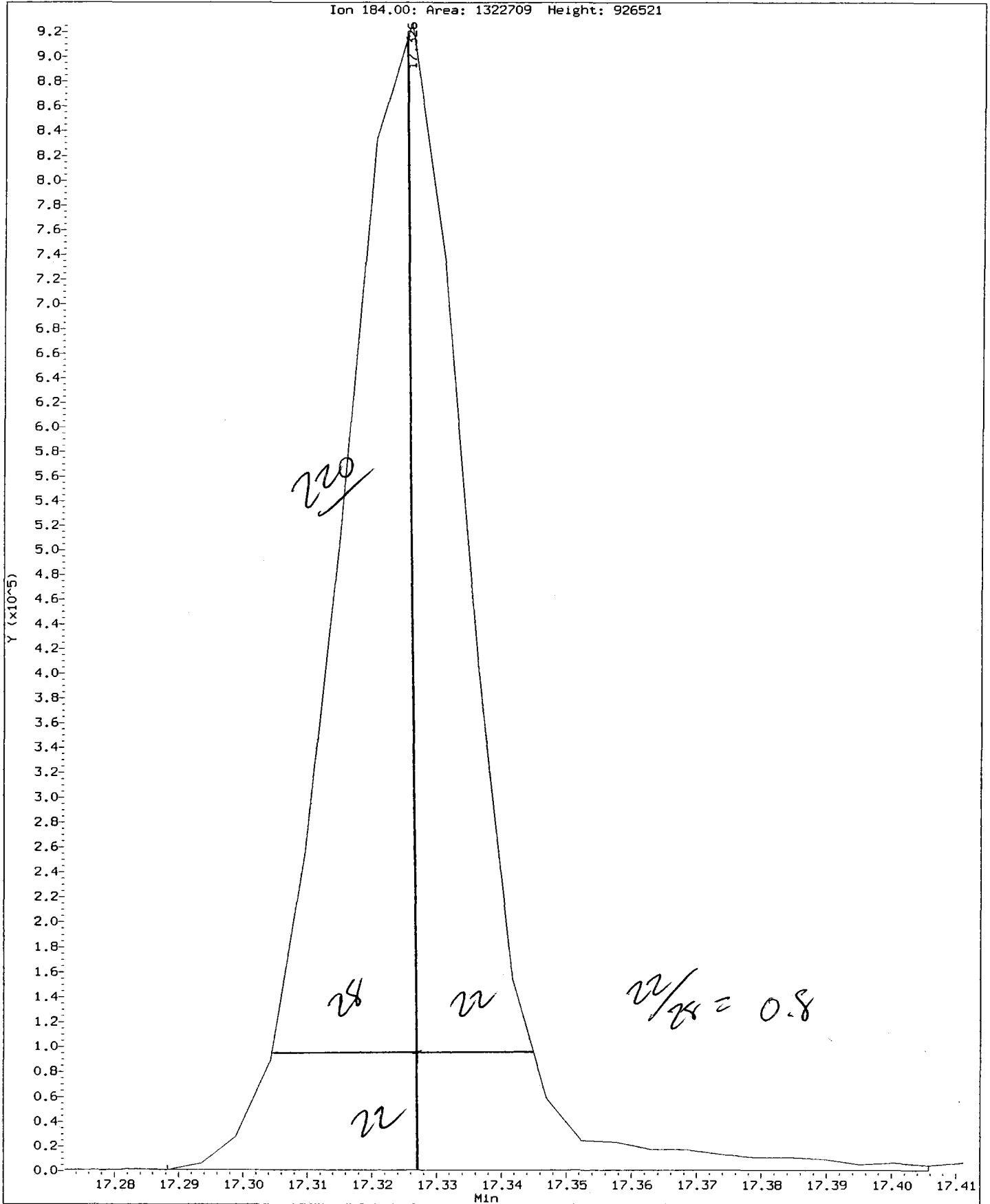
Location of Maximum: 198.00

Number of points: 308

m/z	Y	m/z	Y	m/z	Y	m/z	Y
111.10	16060	192.00	5118	291.20	566	443.00	50560
112.10	2251	193.10	5630	293.10	2154	444.10	4069
112.90	944	194.00	1035	294.00	1373	445.10	745
115.20	439	196.00	14839	296.00	24712	487.10	235
117.00	66424	198.00	344960	297.00	2289		
118.00	4143	199.00	23528	302.50	979		
118.80	369	200.10	2820	303.00	2399		
120.00	515	201.40	2046	304.00	1871		

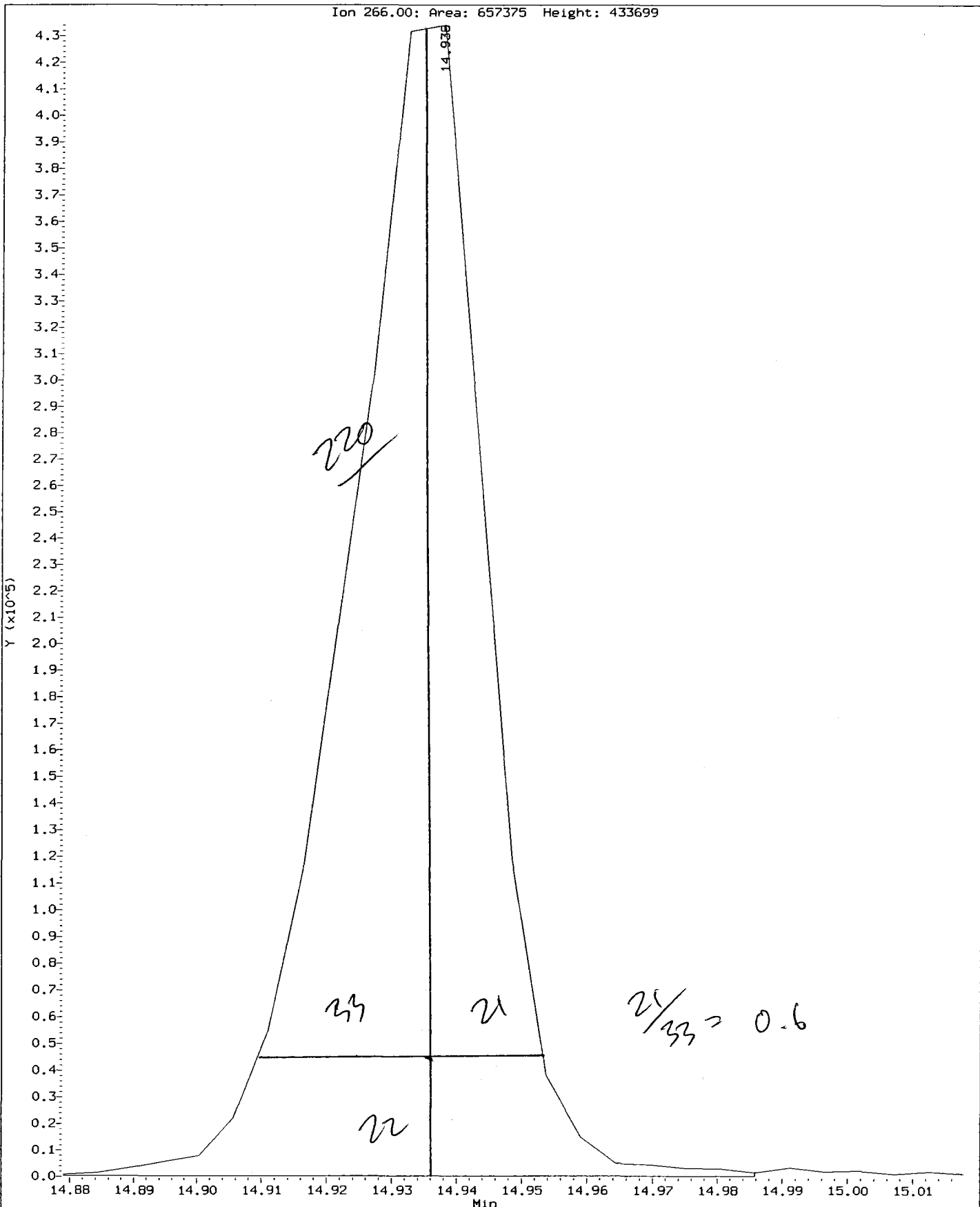
Data File: /chem3/nt2.i/20090511.b/ddt.b/fs0511.d
Injection Date: 11-MAY-2009 11:13
Instrument: nt2.1
Client Sample ID:

Compound: Benzidine
CAS Number:



Data File: /chem3/nt2.i/20090511.b/ddt.b/fs0511.d
Injection Date: 11-MAY-2009 11:13
Instrument: nt2.1
Client Sample ID:

Compound: Pentachlorophenol
CAS Number: 87-86-5



Analytical Resources Inc.
ABN by sw846 8270C
DDT Breakdown Report

Data file: /chem3/nt2.i/20090511.b/ddt.b/fs0511.d ARI ID:
Method: /chem3/nt2.i/20090511.b/ddt.b/sw846ddt.m Misc:
Analysis Date: 11-MAY-2009 11:13 Instrument: nt2.i

COMPOUND	RT	AREA
Pentachlorophenol	14.938	657375
Benzidine	17.326	1322709
4,4'-DDE	----	----
4,4'-DDD	----	----
4,4'-DDT	18.725	1633024

$$\text{DDT Percent Breakdown} = \frac{(\text{DDE Area} + \text{DDD Area}) * 100}{(\text{DDE Area} + \text{DDD Area} + \text{DDT Area})}$$

$$\text{DDT Percent Breakdown} = \frac{(0 + 0) * 100}{(0 + 0 + 1633024)}$$

DDT Percent Breakdown = 0.0 %

Date : 16-JUN-2009 10:03

Client ID:

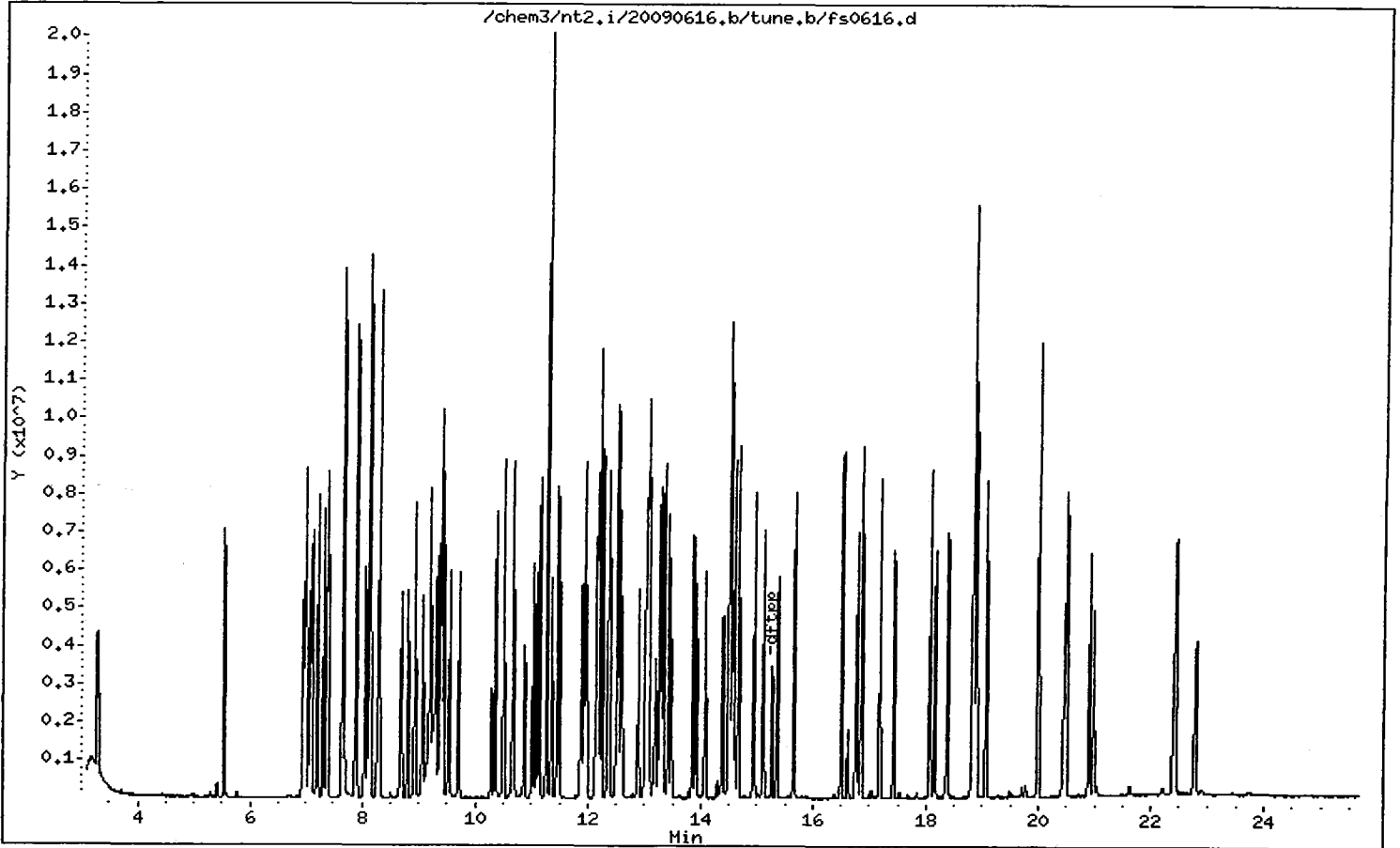
Instrument: nt2.i

Sample Info: ABN 25

Operator: VTS

Column phase:

Column diameter: 0,25



Date : 16-JUN-2009 10:03

Client ID:

Instrument: nt2.i

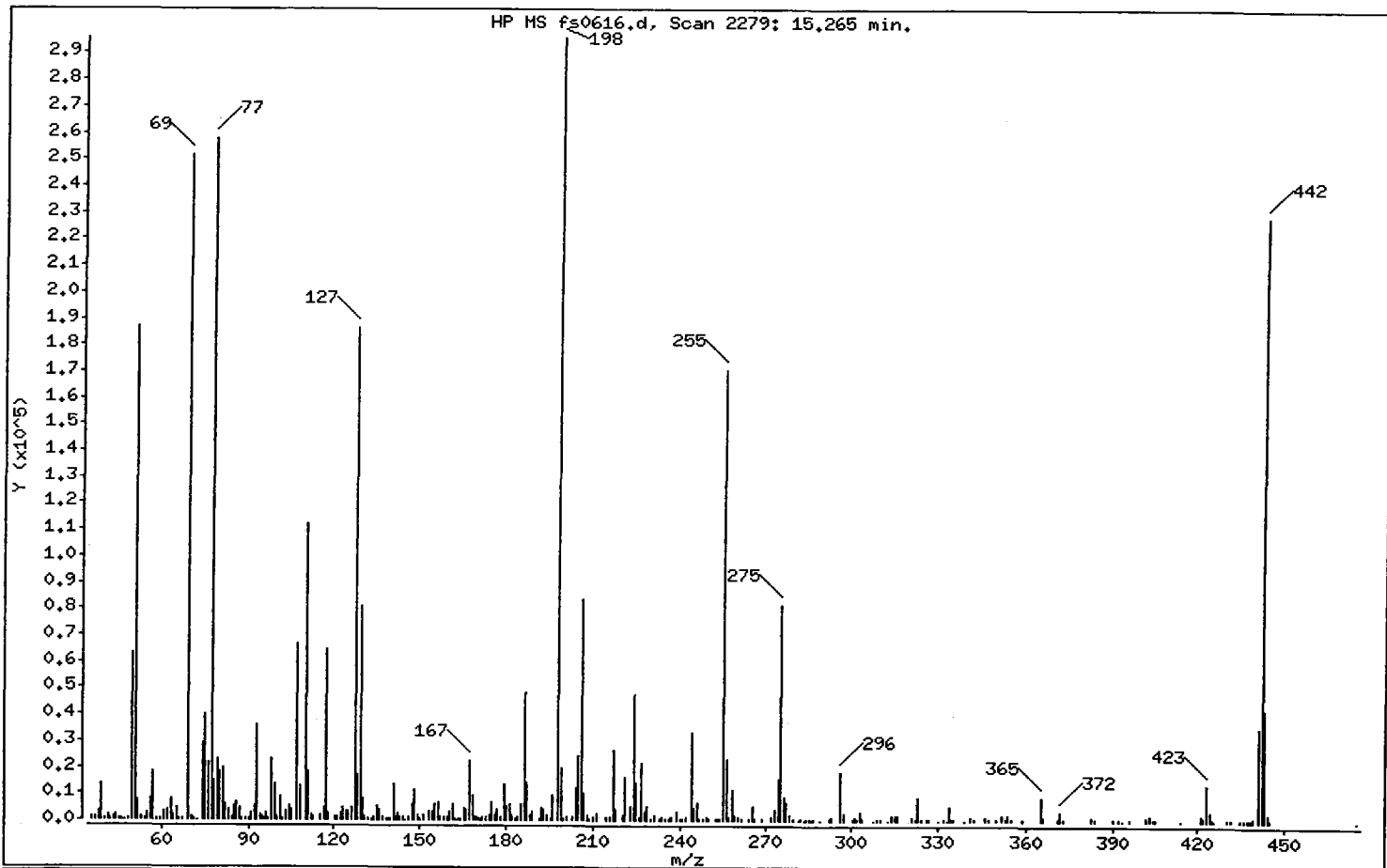
Sample Info: ABN 25

Operator: VTS

Column phase:

Column diameter: 0.25

1 dftpp



m/e	ION ABUNDANCE CRITERIA	% RELATIVE ABUNDANCE
198	Base Peak, 100% relative abundance	100.00
51	30.00 - 80.00% of mass 198	63.30
68	Less than 2.00% of mass 69	0.00 (0.00)
69	Mass 69 relative abundance	85.07
70	Less than 2.00% of mass 69	0.52 (0.61)
127	25.00 - 75.00% of mass 198	63.10
197	Less than 1.00% of mass 198	0.00
199	5.00 - 9.00% of mass 198	6.66
275	10.00 - 30.00% of mass 198	27.53
365	Greater than 0.75% of mass 198	2.88
441	Present, but less than mass 443	11.89
442	40.00 - 110.00% of mass 198	77.34
443	15.00 - 24.00% of mass 442	14.24 (18.41)

Date : 16-JUN-2009 10:03

Client ID:

Instrument: nt2.i

Sample Info: ABN 25

Operator: VTS

Column phase:

Column diameter: 0,25

Data File: fs0616.d

Spectrum: HP MS fs0616.d, Scan 2279: 15.265 min.

Location of Maximum: 198.00

Number of points: 309

m/z	Y	m/z	Y	m/z	Y	m/z	Y
35.40	1111	120.10	1382	196.00	9287	296.00	18280
37.10	1466	121.20	1039	198.00	295744	297.00	2728
38.10	3575	122.00	3010	199.00	19688	297.60	807
39.10	13419	123.10	4959	199.90	883	300.40	657
40.10	923	123.90	3175	201.10	1506	300.90	1325
41.20	2133	125.10	3166	201.40	1356	301.80	414
42.10	944	126.00	4566	202.90	1448	303.00	3211
43.20	1253	127.10	186624	204.10	11900	304.00	983
44.10	2004	128.10	16952	205.10	24600	307.50	215
45.00	576	129.00	81136	206.00	83416	308.80	414
45.70	695	130.00	7831	207.00	10308	309.90	664
46.90	336	130.70	1195	208.00	1708	313.00	265
47.50	246	131.80	854	209.10	594	314.10	1883
48.30	895	132.00	972	210.20	1298	315.10	2292
50.10	63168	133.10	794	211.10	2666	316.00	2000
51.10	187200	134.10	1273	214.90	1556	321.00	1071
52.00	7698	135.10	5305	215.80	1389	322.00	517
53.10	1074	135.90	3802	217.00	26336	323.00	8654
54.00	692	137.00	1696	218.00	4170	324.20	638
55.10	2800	138.00	883	220.10	2137	326.10	342
56.00	8090	138.80	736	221.00	16544	326.80	727
57.00	18368	139.70	732	223.00	5533	329.90	206
58.10	820	141.00	13316	224.00	47760	331.90	468
59.10	613	141.70	1680	225.00	13970	333.00	207
61.00	3546	142.10	2484	226.10	1343	334.10	5359
62.20	4001	142.90	1542	227.00	21728	334.70	666
63.00	8284	143.90	1025	227.90	3559	335.00	707
64.10	2154	144.80	318	228.90	5133	339.20	208
65.00	4842	145.90	1289	230.00	470	341.20	1253
66.00	653	147.00	6342	231.00	2096	342.10	626
66.80	824	148.00	11770	233.10	945	345.90	1682
69.00	251584	149.10	1866	234.00	1562	347.20	427
70.20	1527	150.10	808	235.00	920	350.00	398
70.80	710	151.00	1777	236.10	831	352.00	2180
72.10	276	153.00	3180	236.90	1175	352.90	659

Date : 16-JUN-2009 10:03

Client ID:

Instrument: nt2.i

Sample Info: ABN 25

Operator: VTS

Column phase:

Column diameter: 0.25

Data File: fs0616.d

Spectrum: HP MS fs0616.d, Scan 2279: 15.265 min.

Location of Maximum: 198.00

Number of points: 309

m/z	Y	m/z	Y	m/z	Y	m/z	Y
74.10	29496	154.00	3334	239.00	3351	354.00	1973
75.00	39912	155.10	6278	240.20	506	354.90	348
76.00	21600	156.10	7127	241.00	889	359.00	735
77.10	257600	157.00	1295	242.10	1626	365.00	8508
78.10	14742	158.10	1251	244.10	33176	365.90	1318
79.00	23120	159.20	1438	245.00	4791	371.30	504
80.10	18160	160.00	3326	246.10	6815	372.00	3218
81.00	19472	161.10	6084	246.80	554	372.80	943
82.10	6075	162.10	727	248.10	649	382.80	1227
82.90	4226	162.80	305	249.30	1081	383.70	494
84.10	1166	163.40	415	249.90	435	390.00	990
85.00	5193	164.00	717	252.10	946	392.00	709
85.90	6867	165.00	4488	253.10	633	393.60	239
86.90	4478	166.10	3815	253.70	991	395.80	379
87.90	911	167.00	22312	255.00	170496	402.00	1123
89.10	871	168.10	9438	256.00	23336	403.20	1951
90.00	441	168.80	1568	257.00	1613	404.10	793
91.00	2473	169.90	1507	258.00	11861	405.30	361
92.10	5684	170.60	960	259.00	1921	414.30	223
93.00	35920	170.80	814	259.90	1262	421.00	1790
93.90	2110	171.90	1583	261.10	395	421.90	1197
94.90	1301	172.90	1552	264.10	659	423.00	13929
95.50	500	174.10	2198	265.10	5619	424.20	3520
96.10	2748	175.10	6761	266.00	999	424.90	528
96.80	812	176.00	1921	268.30	372	425.60	273
98.00	23040	177.00	4299	271.90	1532	429.80	946
99.00	13586	178.20	1225	273.00	4127	430.30	427
99.90	1252	179.00	13499	274.00	15951	431.60	620
101.10	8534	180.00	5703	275.00	81416	434.70	463
102.00	783	181.10	6000	276.00	8928	435.50	519
103.00	3239	182.20	1830	277.00	6585	437.10	394
104.00	5121	183.20	587	277.90	1805	438.00	573
105.00	4150	184.10	1404	279.20	370	438.50	751
107.00	66960	185.00	6208	281.00	297	439.30	1441
108.10	12883	186.10	47960	282.10	518	441.00	35176

Date : 16-JUN-2009 10:03

Client ID:

Instrument: nt2.i

Sample Info: ABN 25

Operator: VTS

Column phase:

Column diameter: 0,25

Data File: fs0616.d

Spectrum: HP MS fs0616.d, Scan 2279: 15.265 min.

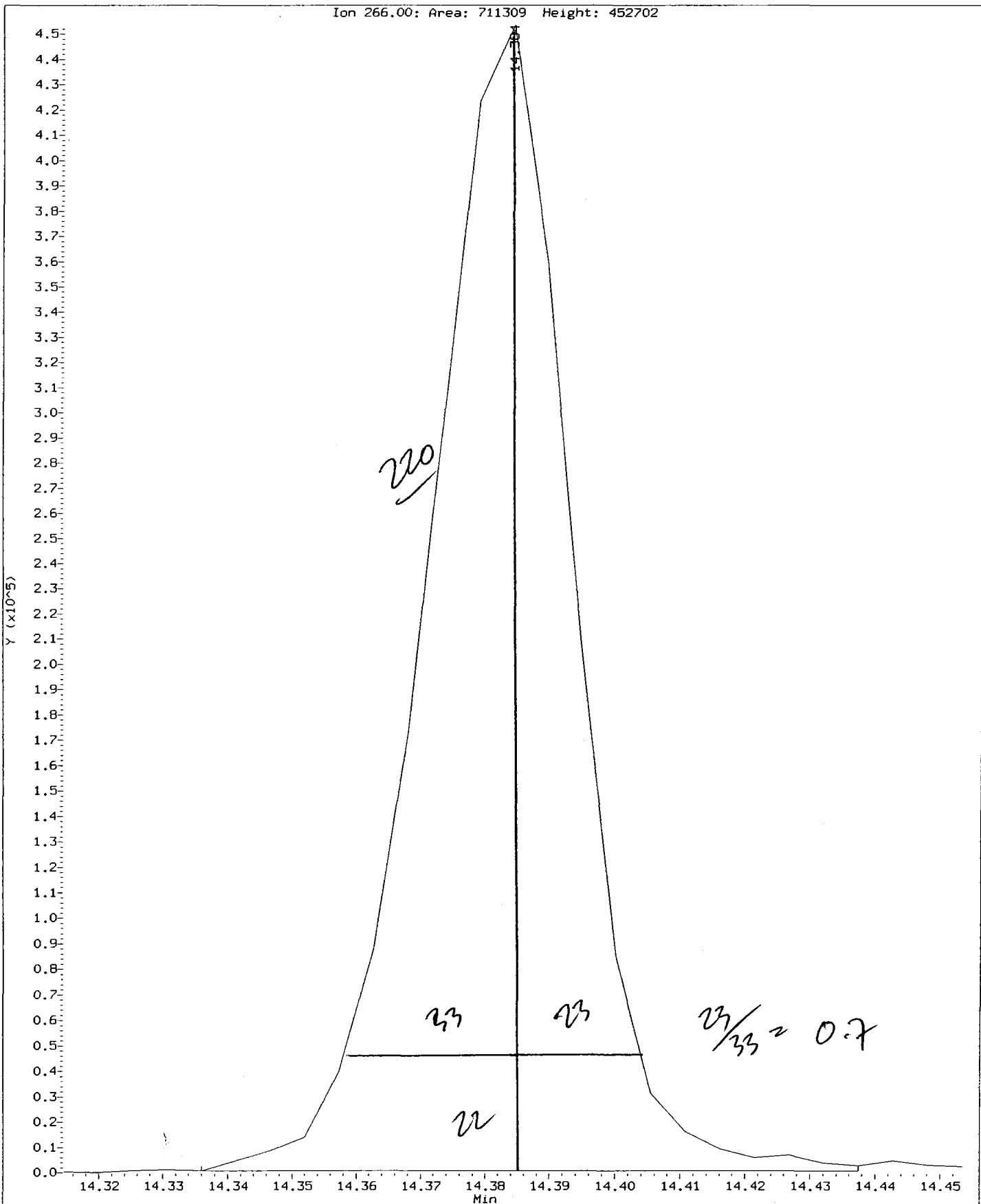
Location of Maximum: 198.00

Number of points: 309

m/z	Y	m/z	Y	m/z	Y	m/z	Y
110.00	112504	187.00	14389	283.20	205	442.00	228736
111.00	18456	188.30	1751	284.00	642	443.10	42104
111.80	2218	189.10	3737	284.80	1015	444.00	2611
112.80	1457	191.20	664	285.90	325	444.70	1018
114.90	2361	192.10	5033	286.40	430	475.20	275
116.20	5042	193.10	4038	289.00	205		
117.00	64576	194.10	1816	291.90	359		
118.00	2966	195.10	363	293.10	1604		

Data File: /chem3/nt2.i/20090616.b/ddt.b/fs0616.d
Injection Date: 16-JUN-2009 10:03
Instrument: nt2.1
Client Sample ID:

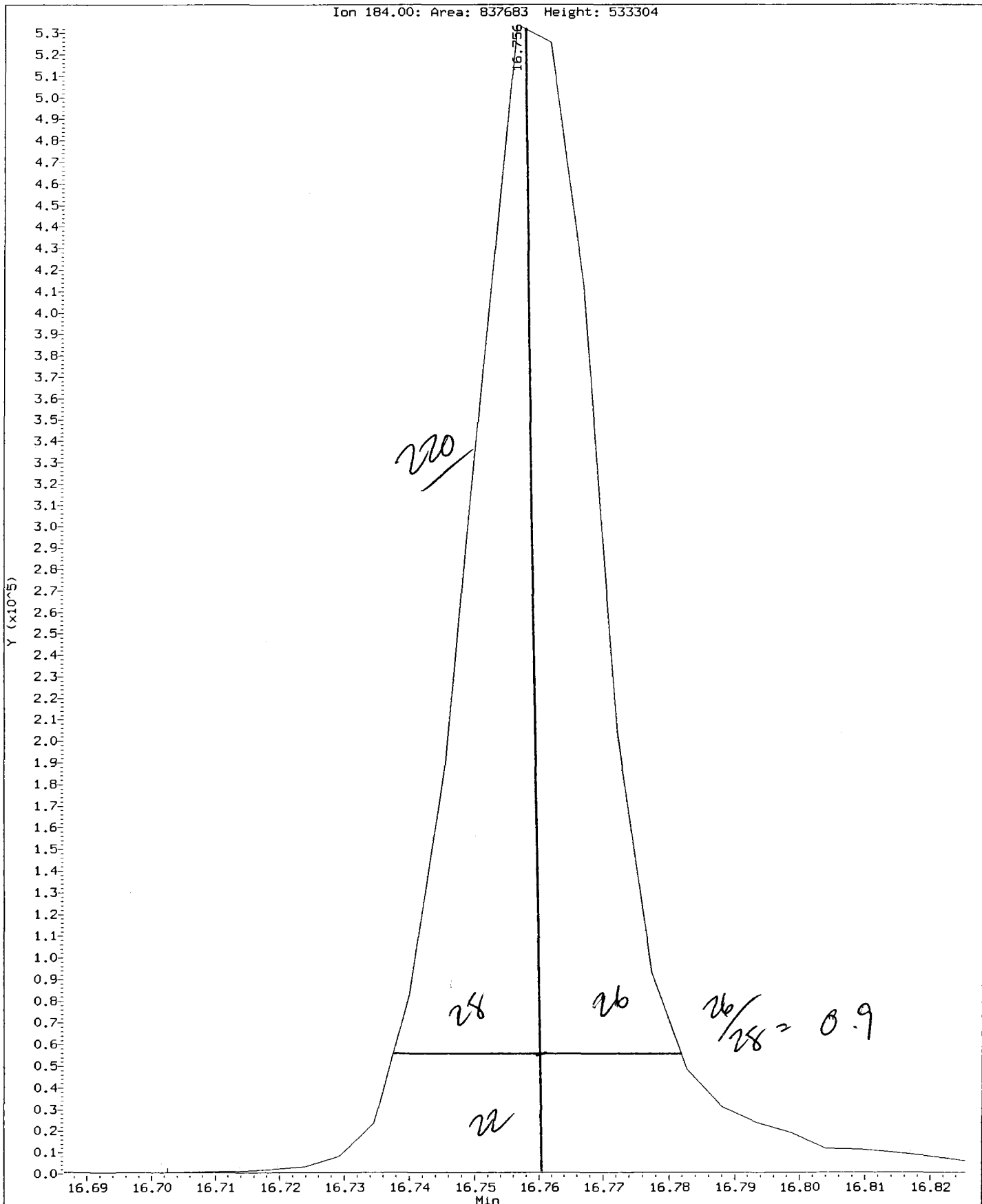
Compound: Pentachlorophenol
CAS Number: 87-86-5



PB44 : 00838

Data File: /chem3/nt2.i/20090616.b/ddt.b/fs0616.d
Injection Date: 16-JUN-2009 10:03
Instrument: nt2.i
Client Sample ID:

Compound: Benzidine
CAS Number:



PB44 : 00839

Analytical Resources Inc.
ABN by sw846 8270C
DDT Breakdown Report

Data file: /chem3/nt2.i/20090616.b/ddt.b/fs0616.d ARI ID:
Method: /chem3/nt2.i/20090616.b/ddt.b/sw846ddt.m Misc:
Analysis Date: 16-JUN-2009 10:03 Instrument: nt2.i

COMPOUND	RT	AREA
Pentachlorophenol	14.384	711309
Benzidine	16.756	837683
4,4'-DDE	-----	-----
4,4'-DDD	17.824	926
4,4'-DDT	18.156	1578285

$$\text{DDT Percent Breakdown} = \frac{(\text{DDE Area} + \text{DDD Area}) * 100}{(\text{DDE Area} + \text{DDD Area} + \text{DDT Area})}$$

$$\text{DDT Percent Breakdown} = \frac{(0 + 926) * 100}{(0 + 926 + 1578285)}$$

$$\text{DDT Percent Breakdown} = 0.1 \%$$

Date : 17-JUN-2009 10:21

Client ID:

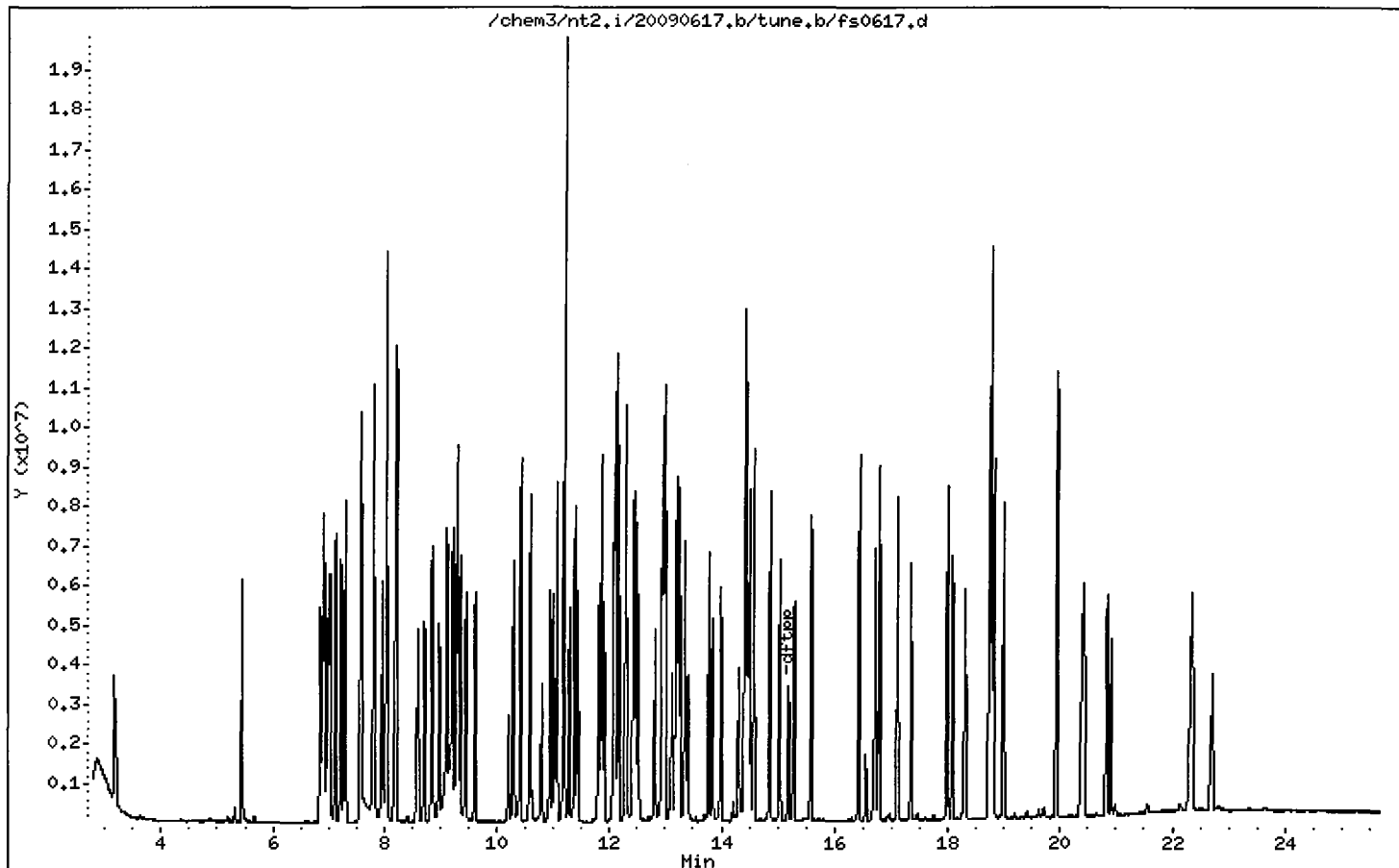
Instrument: nt2.i

Sample Info: ABN 25

Operator: VTS

Column phase:

Column diameter: 0,25



Date : 17-JUN-2009 10:21

Client ID:

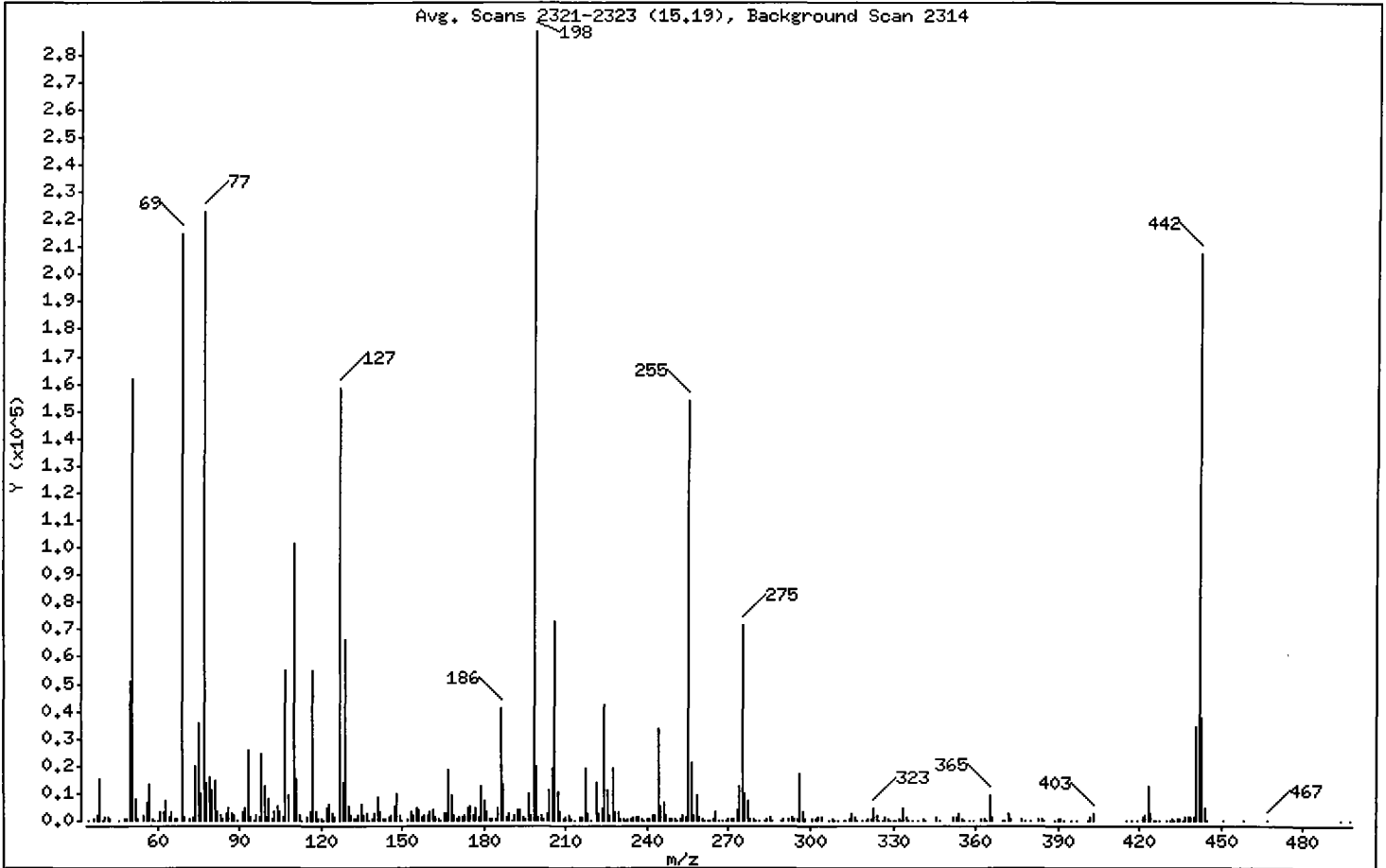
Instrument: nt2.i

Sample Info: ABN 25

Operator: VTS

Column phase:
1 dftpp

Column diameter: 0.25



m/e	ION ABUNDANCE CRITERIA	% RELATIVE ABUNDANCE
198	Base Peak, 100% relative abundance	100.00
51	30.00 - 80.00% of mass 198	56.07
68	Less than 2.00% of mass 69	0.00 (0.00)
69	Mass 69 relative abundance	74.52
70	Less than 2.00% of mass 69	0.40 (0.53)
127	25.00 - 75.00% of mass 198	54.89
197	Less than 1.00% of mass 198	0.69
199	5.00 - 9.00% of mass 198	6.86
275	10.00 - 30.00% of mass 198	24.85
365	Greater than 0.75% of mass 198	3.30
441	Present, but less than mass 443	11.90
442	40.00 - 110.00% of mass 198	72.01
443	15.00 - 24.00% of mass 442	13.16 (18.27)

Date : 17-JUN-2009 10:21

Client ID:

Instrument: nt2.i

Sample Info: ABN 25

Operator: VTS

Column phase:

Column diameter: 0,25

Data File: fs0617.d

Spectrum: Avg. Scans 2321-2323 (15,19), Background Scan 2314

Location of Maximum: 198,00

Number of points: 345

m/z	Y	m/z	Y	m/z	Y	m/z	Y
35,00	156	133,00	343	223,00	4700	321,00	892
37,00	808	134,00	2159	224,00	42200	322,00	520
38,00	2304	135,00	6090	225,00	10993	323,00	4831
39,00	15014	136,00	2300	226,00	1759	324,00	1680
40,00	235	137,00	2931	227,00	18936	325,00	113
41,00	1284	138,00	216	228,00	3143	326,00	324
42,00	1101	139,00	853	229,00	3503	327,00	1403
43,00	978	140,00	2341	230,00	450	328,00	358
46,00	80	141,00	8924	231,00	936	329,00	123
48,00	496	142,00	3000	232,00	277	330,00	71
49,00	767	143,00	737	233,00	881	331,00	145
50,00	50728	144,00	755	234,00	826	332,00	716
51,00	161664	145,00	1208	235,00	1407	333,00	205
52,00	8046	146,00	2088	236,00	1442	334,00	4585
53,00	385	147,00	5459	237,00	1592	335,00	1329
55,00	1722	148,00	10148	238,00	653	336,00	244
56,00	6448	149,00	2066	239,00	256	337,00	329
57,00	13121	150,00	287	240,00	699	339,00	159
58,00	748	152,00	799	241,00	902	341,00	482
59,00	286	153,00	3549	242,00	1782	342,00	158
60,00	221	154,00	2099	243,00	1793	346,00	1469
61,00	3221	155,00	4661	244,00	33848	347,00	160
62,00	3017	156,00	4253	245,00	5373	352,00	1070
63,00	7245	157,00	1558	246,00	6586	353,00	1589
64,00	1364	158,00	2123	247,00	1737	354,00	2527
65,00	3275	159,00	2052	248,00	644	355,00	401
66,00	387	160,00	3229	249,00	913	356,00	185
67,00	396	161,00	3884	250,00	377	358,00	79
69,00	214848	162,00	1161	251,00	259	359,00	120
70,00	1148	163,00	383	252,00	782	362,00	337
72,00	385	164,00	185	253,00	1662	363,00	441
73,00	1653	165,00	2647	254,00	1125	364,00	216
74,00	19592	166,00	2957	255,00	153984	365,00	9529
75,00	36072	167,00	18408	256,00	20888	366,00	1081
76,00	9878	168,00	9269	257,00	1900	370,00	140

Date : 17-JUN-2009 10:21

Client ID:

Instrument: nt2.i

Sample Info: ABN 25

Operator: VTS

Column phase:

Column diameter: 0.25

Data File: fs0617.d

Spectrum: Avg. Scans 2321-2323 (15,19), Background Scan 2314

Location of Maximum: 198.00

Number of points: 345

m/z	Y	m/z	Y	m/z	Y	m/z	Y
77.00	222592	169.00	1993	258.00	9508	371.00	192
78.00	13965	170.00	722	259.00	1216	372.00	2710
79.00	15963	171.00	1013	260.00	368	373.00	774
80.00	11363	172.00	1612	261.00	221	377.00	492
81.00	14444	173.00	1660	262.00	69	378.00	197
82.00	3340	174.00	4558	263.00	133	380.00	106
83.00	2167	175.00	5601	264.00	332	383.00	687
84.00	440	176.00	1869	265.00	3334	384.00	405
85.00	2760	177.00	4512	266.00	281	385.00	133
86.00	4929	178.00	1195	268.00	114	389.00	105
87.00	2700	179.00	12622	269.00	103	390.00	738
88.00	1875	180.00	7211	270.00	343	391.00	400
89.00	306	181.00	3217	271.00	680	392.00	139
91.00	3285	182.00	565	272.00	680	395.00	188
92.00	4401	183.00	347	273.00	3916	397.00	99
93.00	25800	184.00	969	274.00	12585	401.00	94
94.00	1030	185.00	4930	275.00	71664	402.00	1507
95.00	151	186.00	41264	276.00	10251	403.00	2972
96.00	2036	187.00	13340	277.00	7392	415.00	106
97.00	1453	188.00	1420	278.00	724	417.00	83
98.00	24296	189.00	2691	279.00	560	419.00	152
99.00	12545	190.00	292	280.00	225	421.00	1166
100.00	1291	191.00	1866	281.00	93	422.00	1832
101.00	8007	192.00	3941	283.00	114	423.00	12576
102.00	871	193.00	4275	284.00	361	424.00	2697
103.00	3425	194.00	1334	285.00	1112	425.00	67
104.00	5005	195.00	506	286.00	143	426.00	164
105.00	3399	196.00	9967	289.00	92	427.00	125
106.00	1252	197.00	1996	290.00	364	430.00	186
107.00	54968	198.00	288320	292.00	441	431.00	171
108.00	9219	199.00	19792	293.00	1555	432.00	356
110.00	101440	200.00	1225	294.00	403	433.00	213
111.00	14929	201.00	1781	295.00	465	434.00	737
112.00	2075	202.00	492	296.00	17464	435.00	558
113.00	284	203.00	2413	297.00	3301	436.00	210

Date : 17-JUN-2009 10:21

Client ID:

Instrument: nt2.i

Sample Info: ABN 25

Operator: VTS

Column phase:

Column diameter: 0,25

Data File: fs0617.d

Spectrum: Avg. Scans 2321-2323 (15,19), Background Scan 2314

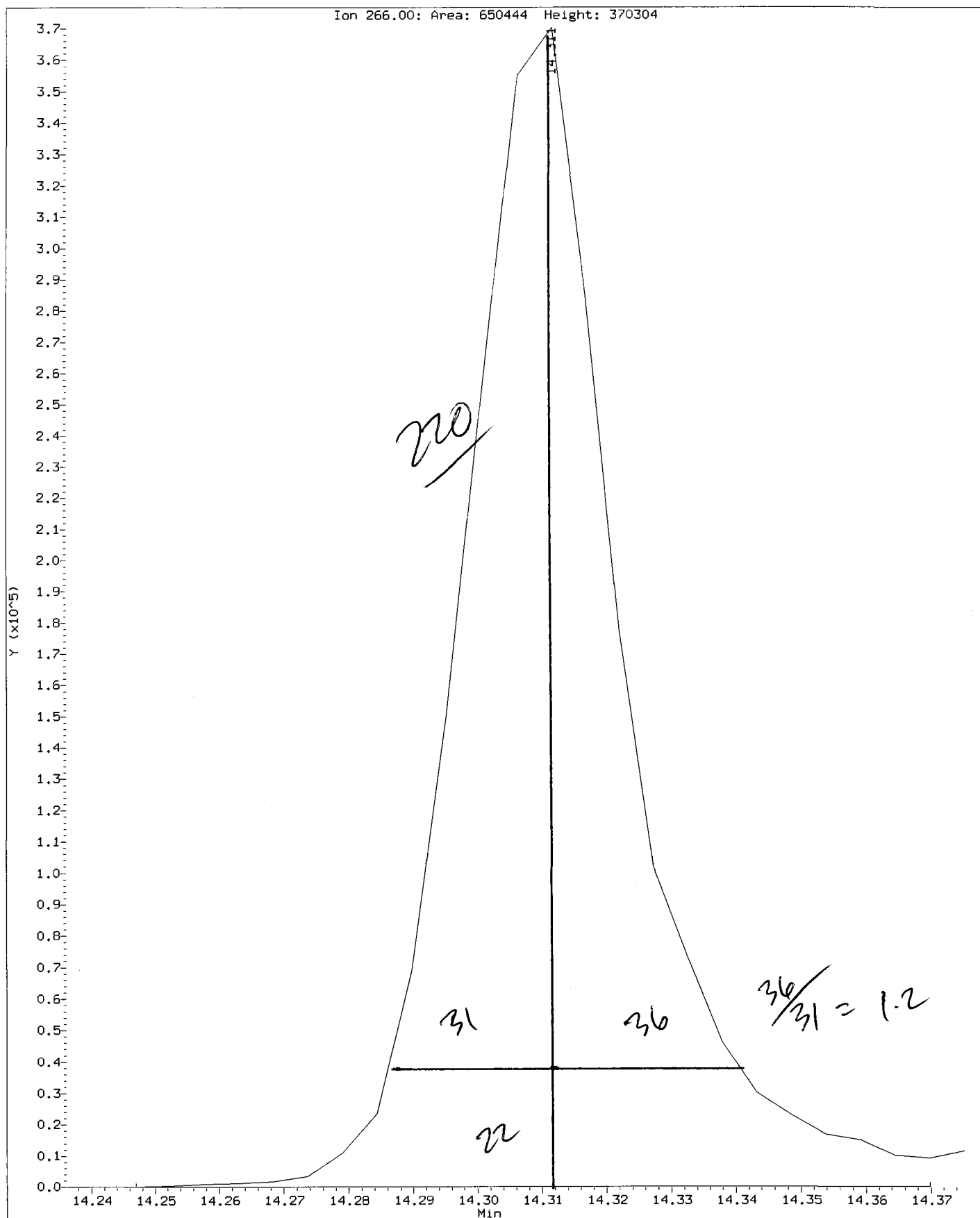
Location of Maximum: 198,00

Number of points: 345

m/z	Y	m/z	Y	m/z	Y	m/z	Y
115,00	1181	204,00	11398	298,00	340	437,00	1206
116,00	3095	205,00	19264	301,00	356	438,00	1654
117,00	55328	206,00	72976	302,00	400	439,00	1405
118,00	3440	207,00	10837	303,00	1617	440,00	1634
119,00	866	208,00	3361	304,00	1000	441,00	34304
120,00	534	209,00	978	307,00	194	442,00	207616
121,00	322	210,00	1231	308,00	504	443,00	37944
122,00	4759	211,00	2117	309,00	252	444,00	4556
123,00	5780	212,00	683	310,00	227	445,00	138
124,00	2716	213,00	103	312,00	195	451,00	113
125,00	1388	215,00	1445	313,00	317	458,00	122
127,00	158208	216,00	1611	314,00	880	467,00	88
128,00	13643	217,00	19096	315,00	2641	494,00	69
129,00	66376	218,00	2954	316,00	1282	497,00	78
130,00	5090	219,00	95	317,00	207		
131,00	1674	221,00	14158	319,00	87		
132,00	897	222,00	2329	320,00	146		

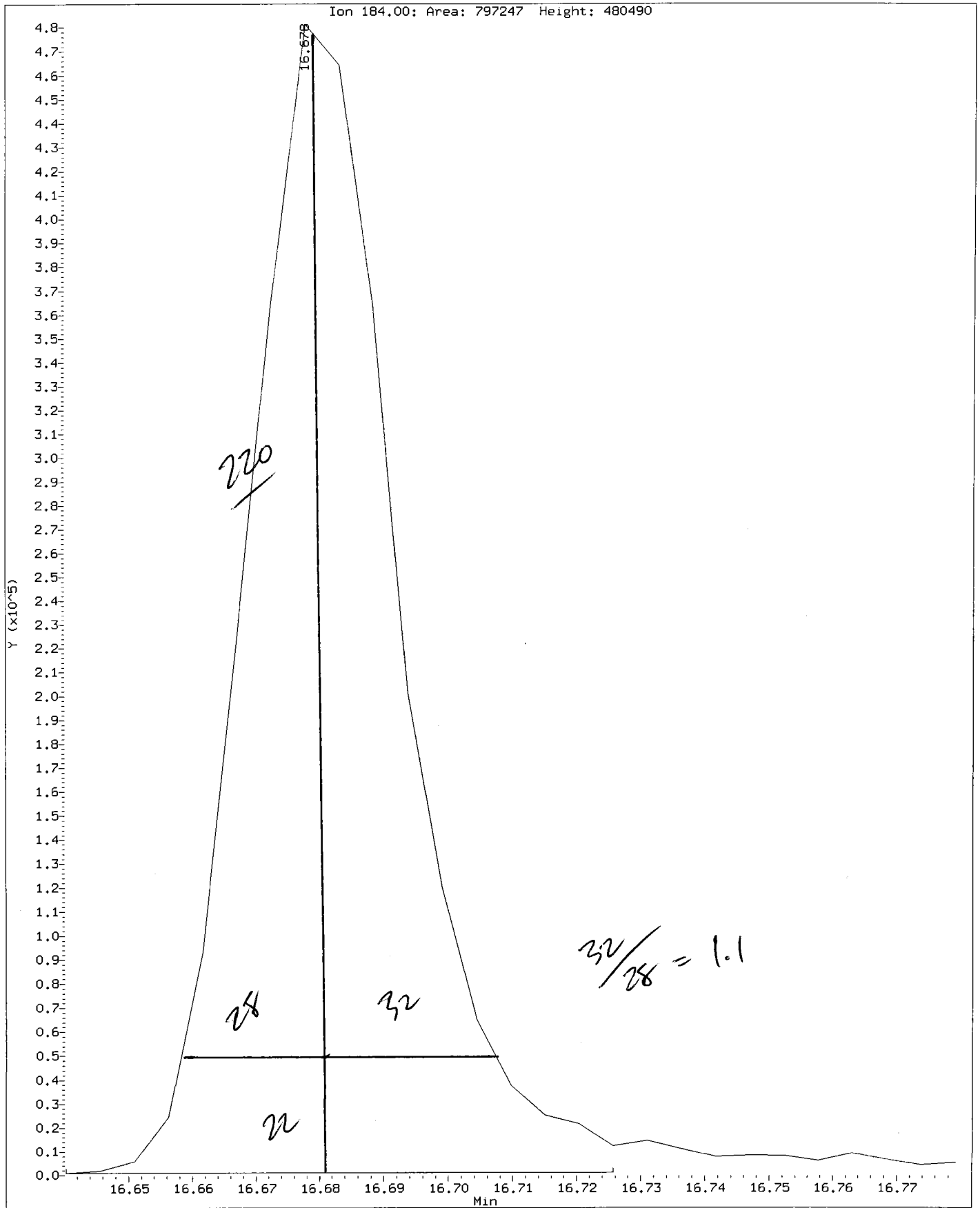
Data File: /chem3/nt2.i/20090617.b/ddt.b/fs0617.d
Injection Date: 17-JUN-2009 10:21
Instrument: nt2.i
Client Sample ID:

Compound: Pentachlorophenol
CAS Number: 87-86-5



Data File: /chem3/nt2.i/20090617.b/ddt.b/fs0617.d
Injection Date: 17-JUN-2009 10:21
Instrument: nt2.i
Client Sample ID:

Compound: Benzidine
CAS Number:



Analytical Resources Inc.
ABN by sw846 8270C
DDT Breakdown Report

Data file: /chem3/nt2.i/20090617.b/ddt.b/fs0617.d
Method: /chem3/nt2.i/20090617.b/ddt.b/sw846ddt.m
Analysis Date: 17-JUN-2009 10:21

ARI ID:
Misc:
Instrument: nt2.i

COMPOUND	RT	AREA
Pentachlorophenol	14.311	650443
Benzidine	16.678	797246
4,4'-DDE	----	----
4,4'-DDD	17.602	14052
4,4'-DDT	18.077	1634688

$$\text{DDT Percent Breakdown} = \frac{(\text{DDE Area} + \text{DDD Area}) * 100}{(\text{DDE Area} + \text{DDD Area} + \text{DDT Area})}$$

$$\text{DDT Percent Breakdown} = \frac{(0 + 14052) * 100}{(0 + 14052 + 1634688)}$$

$$\text{DDT Percent Breakdown} = 0.9 \%$$

ORGANICS ANALYSIS DATA SHEET

Semivolatiles by Selected Ion Monitoring GC/MS

Sample ID: MB-060909

Page 1 of 1

METHOD BLANK

Lab Sample ID: MB-060909

QC Report No: PB44-ENVIRONMENTAL SCIENCE CORP.

LIMS ID: 09-12794

Project: JELD-WEN NORD DOOR

Matrix: Sediment

Event: NA

Data Release Authorized: *[Signature]*

Date Sampled: NA

Reported: 06/19/09

Date Received: NA

Date Extracted: 06/09/09

Sample Amount: 16.0 g-dry-wt

Date Analyzed: 06/17/09 13:14

Final Extract Volume: 1.0 mL

Instrument/Analyst: NT2/PK

Dilution Factor: 1.00

GPC Cleanup: Yes

Percent Moisture: NA

Silica Gel Cleanup: No

Alumina Cleanup: No

CAS Number	Analyte	RL	Result
53-70-3	Dibenz (a, h) anthracene	6.2	< 6.2 U
106-46-7	1,4-Dichlorobenzene	6.2	< 6.2 U
120-82-1	1,2,4-Trichlorobenzene	6.2	< 6.2 U
118-74-1	Hexachlorobenzene	6.2	< 6.2 U
87-68-3	Hexachlorobutadiene	6.2	< 6.2 U
131-11-3	Dimethylphthalate	16	< 16 U
85-68-7	Butylbenzylphthalate	16	< 16 U
95-48-7	2-Methylphenol	6.2	< 6.2 U
105-67-9	2,4-Dimethylphenol	6.2	< 6.2 U
86-30-6	N-Nitrosodiphenylamine	6.2	< 6.2 U
100-51-6	Benzyl Alcohol	31	< 31 U
87-86-5	Pentachlorophenol	31	< 31 U
95-50-1	1,2-Dichlorobenzene	6.2	< 6.2 U
541-73-1	1,3-Dichlorobenzene	6.2	< 6.2 U

Reported in $\mu\text{g}/\text{kg}$ (ppb)

SIM Semivolatile Surrogate Recovery

2-Fluorobiphenyl	63.2%	d5-Phenol	57.1%
2-Fluorophenol	55.7%	d4-2-Chlorophenol	66.1%
d4-1,2-Dichlorobenzene	56.4%	d5-Nitrobenzene	60.8%
2,4,6-Tribromophenol	64.5%	d14-p-Terphenyl	88.0%

Analytical Resources, Inc.

Semivolatile Report SW846 Method 8270D

Data file : /chem3/nt2.i/20090617.b/061701.d
 Lab Smp Id: PB44MBS1 Client Smp ID: PB44MBS1
 Inj Date : 17-JUN-2009 13:14
 Operator : VTS Inst ID: nt2.i
 Smp Info : PB44MBS1
 Misc Info : 09-12794
 Comment :
 Method : /chem3/nt2.i/20090617.b/SIMABN.m
 Meth Date : 18-Jun-2009 12:42 peter Quant Type: ISTD
 Cal Date : 11-MAY-2009 13:57 Cal File: ic051104.d
 Als bottle: 1 QC Sample: BLANK
 Dil Factor: 1.00000
 Integrator: HP RTE Compound Sublist: wind.sub
 Target Version: 3.50
 Processing Host: cserv3

Concentration Formula: $Amt * DF * Vt / (Ws * (100 - M) / 100) * CpndVariable$

Name	Value	Description
DF	1.00000	Dilution Factor
Vt	1000.00000	Volume of final extract (uL)
Ws	16.00000	Weight of sample extracted (g)
M	0.00000	% Moisture

Cpnd Variable

Local Compound Variable

Compounds	QUANT	SIG	RT	EXP RT	REL RT	RESPONSE	CONCENTRATIONS	
							ON-COLUMN (ug/mL)	FINAL (ug/kg)
\$ 1 2-Fluorophenol	112		5.486	5.445	(0.755)	229980	2.08939	130.6
\$ 2 Phenol-d5	99		6.888	6.888	(0.948)	312374	2.14325	134.0
3 Phenol	94		6.899	6.899	(0.949)	32783	0.16866	10.54 (R)
\$ 5 2-Chlorophenol-d4	132		6.992	6.992	(0.962)	243154	2.48251	155.2
7 1,3-Dichlorobenzene	146							Compound Not Detected.
* 8 1,4-Dichlorobenzene-d4	152		7.268	7.284	(1.000)	184235	2.00000	
9 1,4-Dichlorobenzene	146							Compound Not Detected.
\$ 10 1,2-Dichlorobenzene-d4	152		7.562	7.561	(1.040)	98949	1.41367	88.35
11 Benzyl alcohol	79							Compound Not Detected.
12 1,2-Dichlorobenzene	146							Compound Not Detected.
13 2-Methylphenol	108							Compound Not Detected.
15 4-Methylphenol	108							Compound Not Detected.
16 N-Nitroso-di-n-propylamine	70							Compound Not Detected.
\$ 18 Nitrobenzene-d5	82		8.165	8.165	(0.883)	224269	1.52470	95.29
22 2,4-Dimethylphenol	107							Compound Not Detected.

4678

Compounds	QUANT SIG MASS	RT	EXP RT	REL RT	RESPONSE	CONCENTRATIONS	
						ON-COLUMN (ug/mL)	FINAL (ug/kg)
26 1,2,4-Trichlorobenzene	180				Compound Not Detected.		
* 27 Naphthalene-d8	136	9.243	9.263	(1.000)	541859	2.00000	
30 Hexachlorobutadiene	225				Compound Not Detected.		
\$ 36 2-Fluorobiphenyl	172	11.046	11.046	(0.914)	298442	1.58108	98.82
39 Dimethylphthalate	163				Compound Not Detected.		
* 42 Acenaphthene-d10	162	12.084	12.084	(1.000)	264587	2.00000	
50 Diethylphthalate	149				Compound Not Detected.		
54 N-Nitrosodiphenylamine	169				Compound Not Detected.		
\$ 55 2,4,6-Tribromophenol	330	13.380	13.380	(0.926)	50566	2.41566	151.0
57 Hexachlorobenzene	284				Compound Not Detected.		
58 Pentachlorophenol	266				Compound Not Detected.		
* 59 Phenanthrene-d10	188	14.444	14.445	(1.000)	442822	2.00000	
\$ 66 Terphenyl-d14	244	17.090	17.090	(0.912)	234701	2.19570	137.2
67 Butylbenzylphthalate	149				Compound Not Detected.		
* 69 Chrysene-d12	240	18.730	18.730	(1.000)	343623	2.00000	
* 77 Perylene-d12	264	20.884	20.869	(1.000)	166639	2.00000	
79 Dibenzo(a,h)anthracene	278				Compound Not Detected.		
90 N-Nitrosodimethylamine	74				Compound Not Detected.		

QC Flag Legend

R - Spike/Surrogate failed recovery limits.

Analytical Resources, Inc.

INTERNAL STANDARD COMPOUNDS
 AREA AND RT SUMMARY

Instrument ID: nt2.i
 Lab File ID: 061701.d
 Lab Smp Id: PB44MBS1
 Analysis Type: SV
 Quant Type: ISTD
 Operator: VTS
 Method File: /chem3/nt2.i/20090617.b/SIMABN.m
 Misc Info: 09-12794

Calibration Date: 17-JUN-2009
 Calibration Time: 12:11
 Client Smp ID: PB44MBS1
 Level: LOW
 Sample Type: Solid

Test Mode:
 Use Initial Calibration Level 4.

COMPOUND	STANDARD	AREA LIMIT		SAMPLE	%DIFF
		LOWER	UPPER		
8 1,4-Dichlorobenze	119785	59892	239570	184235	53.80
27 Naphthalene-d8	372217	186108	744434	541859	45.58
42 Acenaphthene-d10	182713	91356	365426	264587	44.81
59 Phenanthrene-d10	286879	143440	573758	442822	54.36
69 Chrysene-d12	251912	125956	503824	343623	36.41
77 Perylene-d12	231524	115762	463048	166639	-28.03

COMPOUND	STANDARD	RT LIMIT		SAMPLE	%DIFF
		LOWER	UPPER		
8 1,4-Dichlorobenze	7.28	6.78	7.78	7.27	-0.22
27 Naphthalene-d8	9.26	8.76	9.76	9.24	-0.21
42 Acenaphthene-d10	12.08	11.58	12.58	12.08	0.00
59 Phenanthrene-d10	14.45	13.95	14.95	14.44	0.00
69 Chrysene-d12	18.73	18.23	19.23	18.73	0.00
77 Perylene-d12	20.87	20.37	21.37	20.88	0.07

AREA UPPER LIMIT = +100% of internal standard area.
 AREA LOWER LIMIT = - 50% of internal standard area.
 RT UPPER LIMIT = + 0.50 minutes of internal standard RT.
 RT LOWER LIMIT = - 0.50 minutes of internal standard RT.

Analytical Resources, Inc.

RECOVERY REPORT

Client Name: ESC Client SDG: PB44
 Sample Matrix: SOLID Fraction: SV
 Lab Smp Id: PB44MBS1 Client Smp ID: PB44MBS1
 Level: LOW Operator: VTS
 Data Type: MS DATA SampleType: BLANK
 SpikeList File: wind.spk Quant Type: ISTD
 Sublist File: wind.sub
 Method File: /chem3/nt2.i/20090617.b/SIMABN.m
 Misc Info: 09-12794

SPIKE COMPOUND	CONC ADDED ug/kg	CONC RECOVERED ug/kg	% RECOVERED	LIMITS
3 Phenol	156.3	10.54	6.75*	30-160
7 1,3-Dichlorobenze	156.3	0.000	*	30-160
9 1,4-Dichlorobenze	156.3	0.000	*	30-160
11 Benzyl alcohol	312.5	0.000	*	30-160
12 1,2-Dichlorobenze	156.3	0.000	*	30-160
13 2-Methylphenol	156.3	0.000	*	30-160
15 4-Methylphenol	312.5	0.000	*	30-160
16 N-Nitroso-di-n-pr	156.3	0.000	*	30-160
22 2,4-Dimethylphenol	156.3	0.000	*	30-160
26 1,2,4-Trichlorobe	156.3	0.000	*	30-160
30 Hexachlorobutadie	156.3	0.000	*	30-160
50 Diethylphthalate	156.3	0.000	*	30-160
54 N-Nitrosodiphenyl	156.3	0.000	*	30-160
57 Hexachlorobenzene	156.3	0.000	*	30-160
58 Pentachlorophenol	156.3	0.000	*	30-160
67 Butylbenzylphthal	156.3	0.000	*	30-160
79 Dibenzo(a,h)anthr	156.3	0.000	*	30-160
90 N-Nitrosodimethyl	156.3	0.000	*	30-160

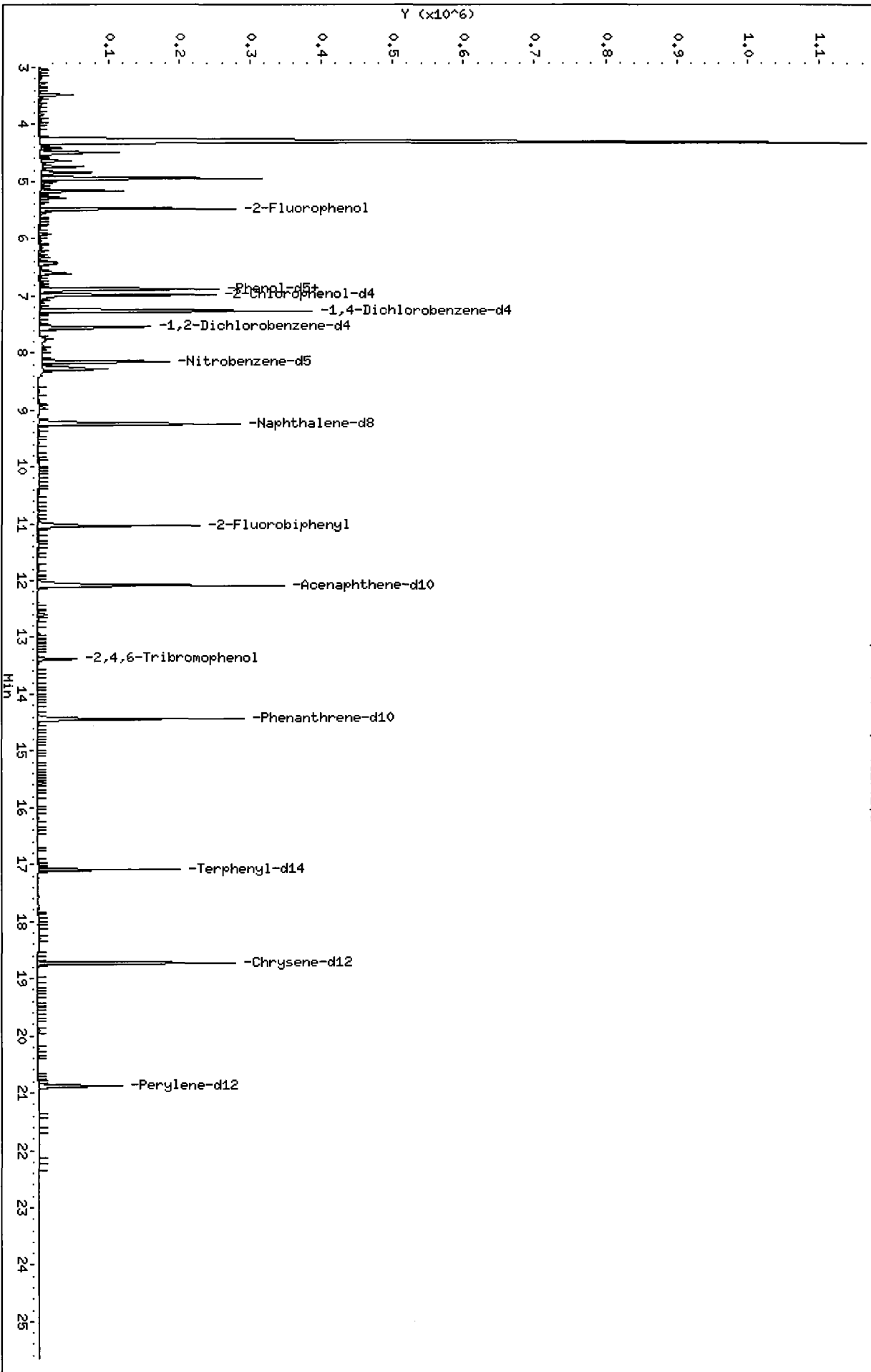
SURROGATE COMPOUND	CONC ADDED ug/kg	CONC RECOVERED ug/kg	% RECOVERED	LIMITS
\$ 1 2-Fluorophenol	234.4	130.6	55.72	30-160
\$ 2 Phenol-d5	234.4	134.0	57.15	30-160
\$ 5 2-Chlorophenol-d4	234.4	155.2	66.20	30-160
\$ 10 1,2-Dichlorobenzen	156.3	88.35	56.55	30-160
\$ 18 Nitrobenzene-d5	156.3	95.29	60.99	30-160
\$ 36 2-Fluorobiphenyl	156.3	98.82	63.24	30-160
\$ 55 2,4,6-Tribromophen	234.4	151.0	64.42	30-160
\$ 66 Terphenyl-d14	156.3	137.2	87.83	30-160

--	--	--	--	--

Data File: /chem3/nt2.i/20090617.b/061701.d
Date: 17-JUN-2009 13:14
Client ID: PB44HBS1
Sample Info: PB44HBS1
Volume Injected (uL): 2.0
Column phase: ZB-5

Instrument: nt2.i
Operator: VTS
Column diameter: 0.32

/chem3/nt2.i/20090617.b/061701.d



ORGANICS ANALYSIS DATA SHEET

Semivolatiles by Selected Ion Monitoring GC/MS

Sample ID: 3SED6-B

Page 1 of 1

MATRIX SPIKE

Lab Sample ID: PB44H


QC Report No: PB44-ENVIRONMENTAL SCIENCE CORP.

LIMS ID: 09-12794

Project: JELD-WEN NORD DOOR

Matrix: Sediment

Event: NA

Data Release Authorized: 

Date Sampled: 06/04/09

Reported: 06/19/09

Date Received: 06/04/09

Date Extracted: 06/09/09

Sample Amount: 16.7 g-dry-wt

Date Analyzed: 06/16/09 18:49

Final Extract Volume: 1.0 mL

Instrument/Analyst: NT2/PK

Dilution Factor: 1.00

GPC Cleanup: Yes

Percent Moisture: 13.3%

Silica Gel Cleanup: No

Alumina Cleanup: No

CAS Number	Analyte	RL	Result
53-70-3	Dibenz (a, h) anthracene	6.0	---
106-46-7	1,4-Dichlorobenzene	6.0	---
120-82-1	1,2,4-Trichlorobenzene	6.0	---
118-74-1	Hexachlorobenzene	6.0	---
87-68-3	Hexachlorobutadiene	6.0	---
131-11-3	Dimethylphthalate	15	---
85-68-7	Butylbenzylphthalate	15	---
95-48-7	2-Methylphenol	6.0	---
105-67-9	2,4-Dimethylphenol	6.0	---
86-30-6	N-Nitrosodiphenylamine	6.0	---
100-51-6	Benzyl Alcohol	30	---
87-86-5	Pentachlorophenol	30	---
95-50-1	1,2-Dichlorobenzene	6.0	---
541-73-1	1,3-Dichlorobenzene	6.0	---

Reported in $\mu\text{g}/\text{kg}$ (ppb)

SIM Semivolatile Surrogate Recovery

2-Fluorobiphenyl	79.6%	d5-Phenol	75.7%
2-Fluorophenol	72.8%	d4-2-Chlorophenol	92.3%
d4-1,2-Dichlorobenzene	70.0%	d5-Nitrobenzene	74.0%
2,4,6-Tribromophenol	105%	d14-p-Terphenyl	160%

Analytical Resources, Inc.

Semivolatiles Report SW846 Method 8270D

Data file : /chem3/nt2.i/20090616.b/061614.d
 Lab Smp Id: PB44HMS Client Smp ID: 3SED6-B MS
 Inj Date : 16-JUN-2009 18:49
 Operator : VTS Inst ID: nt2.i
 Smp Info : PB44HMS
 Misc Info : 09-12794
 Comment :
 Method : /chem3/nt2.i/20090616.b/SIMABN.m
 Meth Date : 18-Jun-2009 14:34 peter Quant Type: ISTD
 Cal Date : 11-MAY-2009 13:57 Cal File: ic051104.d
 Als bottle: 11 QC Sample: MS
 Dil Factor: 1.00000
 Integrator: HP RTE Compound Sublist: wind.sub
 Target Version: 3.50
 Processing Host: cserv3

Concentration Formula: Amt * DF * Vt / (Ws * (100 - M) / 100) * CpndVariable

Name	Value	Description
DF	1.00000	Dilution Factor
Vt	1000.00000	Volume of final extract (uL)
Ws	19.30000	Weight of sample extracted (g)
M	13.30000	% Moisture

Cpnd Variable

Local Compound Variable

Compounds	QUANT SIG	RT	EXP RT	REL RT	RESPONSE	CONCENTRATIONS	
						ON-COLUMN (ug/mL)	FINAL (ug/kg)
\$ 1 2-Fluorophenol	112	5.574	5.527	(0.757)	209927	2.73044	163.2
\$ 2 Phenol-d5	99	7.008	6.961	(0.951)	289290	2.84161	169.8
3 Phenol	94	7.019	6.972	(0.953)	253426	1.86655	111.5 (R)
\$ 5 2-Chlorophenol-d4	132	7.100	7.076	(0.964)	236943	3.46329	207.0
7 1,3-Dichlorobenzene	146	7.298	7.299	(0.991)	160173	1.76154	105.3 (R)
* 8 1,4-Dichlorobenzene-d4	152	7.367	7.368	(1.000)	128688	2.00000	
9 1,4-Dichlorobenzene	146	7.385	7.385	(1.002)	168578	1.78789	106.8 (R)
\$ 10 1,2-Dichlorobenzene-d4	152	7.661	7.645	(1.040)	85534	1.74948	104.6
11 Benzyl alcohol	79	7.783	7.627	(1.056)	371473	4.27784	255.7 (RH)
12 1,2-Dichlorobenzene	146	7.679	7.662	(1.042)	159396	1.87729	112.2 (R)
13 2-Methylphenol	108	7.881	7.865	(1.070)	170454	2.07580	124.1 (RM)
15 4-Methylphenol	108	8.127	8.096	(1.103)	362333	4.31582	257.9 (RM)
16 N-Nitroso-di-n-propylamine	70	8.096	8.080	(1.099)	151202	1.92535	115.1 (R)
\$ 18 Nitrobenzene-d5	82	8.265	8.250	(0.885)	192178	1.85062	110.6

B
6/18/09

Compounds	QUANT SIG				RESPONSE	CONCENTRATIONS	
	MASS	RT	EXP RT	REL RT		ON-COLUMN (ug/mL)	FINAL (ug/kg)
22 2,4-Dimethylphenol	107	8.921	8.901	(0.955)	144672	1.53888	91.97 (R)
26 1,2,4-Trichlorobenzene	180	9.305	9.285	(0.996)	126163	2.11987	126.7 (R)
* 27 Naphthalene-d8	136	9.344	9.343	(1.000)	382549	2.00000	
30 Hexachlorobutadiene	225	9.709	9.708	(1.039)	68854	2.22221	132.8 (R)
\$ 36 2-Fluorobiphenyl	172	11.128	11.128	(0.913)	272994	1.98917	118.9
39 Dimethylphthalate	163	11.872	11.855	(0.974)	550637	3.82675	228.7
* 42 Acenaphthene-d10	162	12.183	12.166	(1.000)	192373	2.00000	
50 Diethylphthalate	149	13.009	13.008	(1.068)	359026	2.44813	146.3 (R)
54 N-Nitrosodiphenylamine	169	13.276	13.275	(0.914)	216423	2.41877	144.6 (R)
\$ 55 2,4,6-Tribromophenol	330	13.472	13.460	(0.927)	55371	3.93024	234.9
57 Hexachlorobenzene	284	14.068	14.067	(0.968)	84800	2.60165	155.5 (R)
58 Pentachlorophenol	266	14.376	14.360	(0.989)	38617	1.92644	115.1 (R)
* 59 Phenanthrene-d10	188	14.530	14.529	(1.000)	298036	2.00000	
\$ 66 Terphenyl-d14	244	17.178	17.167	(0.912)	173962	3.98890	238.4
67 Butylbenzylphthalate	149	18.057	18.046	(0.959)	203121	3.72463	222.6 (R)
* 69 Chrysene-d12	240	18.829	18.814	(1.000)	140198	2.00000	
* 77 Perylene-d12	264	20.968	20.953	(1.000)	50095	2.00000	
79 Dibenzo(a,h)anthracene	278	22.415	22.400	(1.069)	72461	3.11420	186.1 (R)
90 N-Nitrosodimethylamine	74	3.359	3.265	(0.456)	110037	1.81157	108.3 (R)

QC Flag Legend

- ~~R - Spike/Surrogate failed recovery limits.~~
- M - Compound response manually integrated.
- H - Operator selected an alternate compound hit.

Analytical Resources, Inc.

INTERNAL STANDARD COMPOUNDS
 AREA AND RT SUMMARY

Instrument ID: nt2.i	Calibration Date: 16-JUN-2009
Lab File ID: 061614.d	Calibration Time: 10:48
Lab Smp Id: PB44HMS	Client Smp ID: 3SED6-B MS
Analysis Type: SV	Level: LOW
Quant Type: ISTD	Sample Type: Sediment
Operator: VTS	
Method File: /chem3/nt2.i/20090616.b/SIMABN.m	
Misc Info: 09-12794	

Test Mode: Use Initial Calibration Level 4.

COMPOUND	STANDARD	AREA LIMIT		SAMPLE	%DIFF
		LOWER	UPPER		
8 1,4-Dichlorobenze	119785	59892	239570	128688	7.43
27 Naphthalene-d8	372217	186108	744434	382549	2.78
42 Acenaphthene-d10	182713	91356	365426	192373	5.29
59 Phenanthrene-d10	286879	143440	573758	298036	3.89
69 Chrysene-d12	251912	125956	503824	140198	-44.35
77 Perylene-d12	231524	115762	463048	50095	-78.36

<-

COMPOUND	STANDARD	RT LIMIT		SAMPLE	%DIFF
		LOWER	UPPER		
8 1,4-Dichlorobenze	7.37	6.87	7.87	7.37	-0.01
27 Naphthalene-d8	9.34	8.84	9.84	9.34	0.01
42 Acenaphthene-d10	12.17	11.67	12.67	12.18	0.14
59 Phenanthrene-d10	14.53	14.03	15.03	14.53	0.01
69 Chrysene-d12	18.81	18.31	19.31	18.83	0.08
77 Perylene-d12	20.95	20.45	21.45	20.97	0.07

AREA UPPER LIMIT = +100% of internal standard area.
 AREA LOWER LIMIT = - 50% of internal standard area.
 RT UPPER LIMIT = + 0.50 minutes of internal standard RT.
 RT LOWER LIMIT = - 0.50 minutes of internal standard RT.

Analytical Resources, Inc.

RECOVERY REPORT

Client Name: ESC Client SDG: PB44
 Sample Matrix: SOLID Fraction: SV
 Lab Smp Id: PB44HMS Client Smp ID: 3SED6-B MS
 Level: LOW Operator: VTS
 Data Type: MS DATA SampleType: MS
 SpikeList File: wind.spk Quant Type: ISTD
 Sublist File: wind.sub
 Method File: /chem3/nt2.i/20090616.b/SIMABN.m
 Misc Info: 09-12794

SPIKE COMPOUND	CONC ADDED ug/kg	CONC RECOVERED ug/kg	% RECOVERED	LIMITS
3 Phenol	149.4	111.5	74.66	30-160
7 1,3-Dichlorobenzen	149.4	105.3	70.46	30-160
9 1,4-Dichlorobenzen	149.4	106.8	71.52	30-160
11 Benzyl alcohol	298.8	255.7	85.56	30-160
12 1,2-Dichlorobenzen	149.4	112.2	75.09	30-160
13 2-Methylphenol	149.4	124.1	83.03	30-160
15 4-Methylphenol	298.8	257.9	86.32	30-160
16 N-Nitroso-di-n-pro	149.4	115.1	77.01	30-160
22 2,4-Dimethylphenol	149.4	91.97	61.56	30-160
26 1,2,4-Trichloroben	149.4	126.7	84.79	30-160
30 Hexachlorobutadien	149.4	132.8	88.89	30-160
50 Diethylphthalate	149.4	146.3	97.93	30-160
54 N-Nitrosodiphenyla	149.4	144.6	96.75	30-160
57 Hexachlorobenzene	149.4	155.5	104.07	30-160
58 Pentachlorophenol	149.4	115.1	77.06	30-160
67 Butylbenzylphthala	149.4	222.6	148.99	30-160
79 Dibenzo(a,h) anthra	149.4	186.1	124.57	30-160
90 N-Nitrosodimethyla	149.4	108.3	72.46	30-160

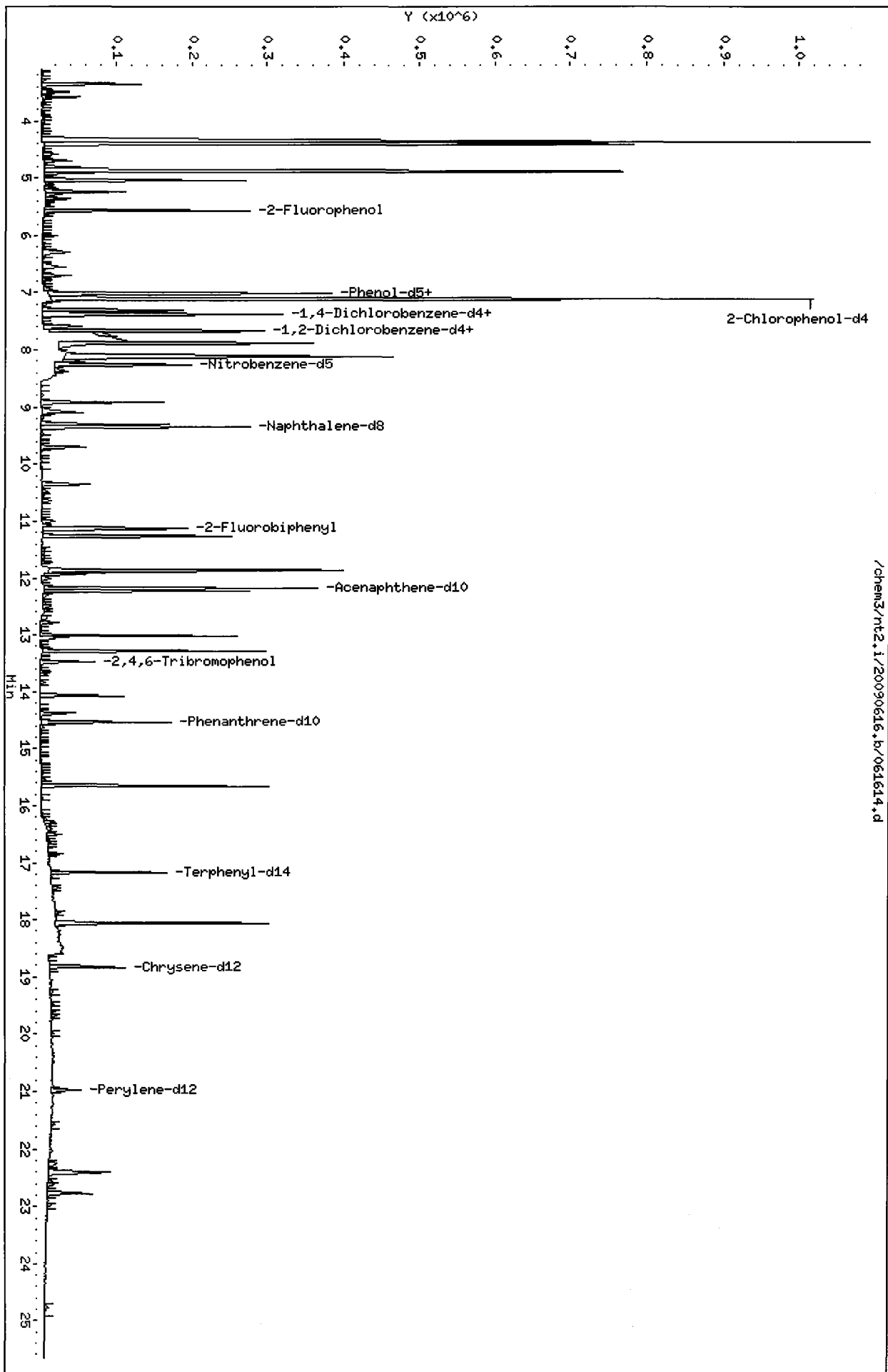
OK
Wade

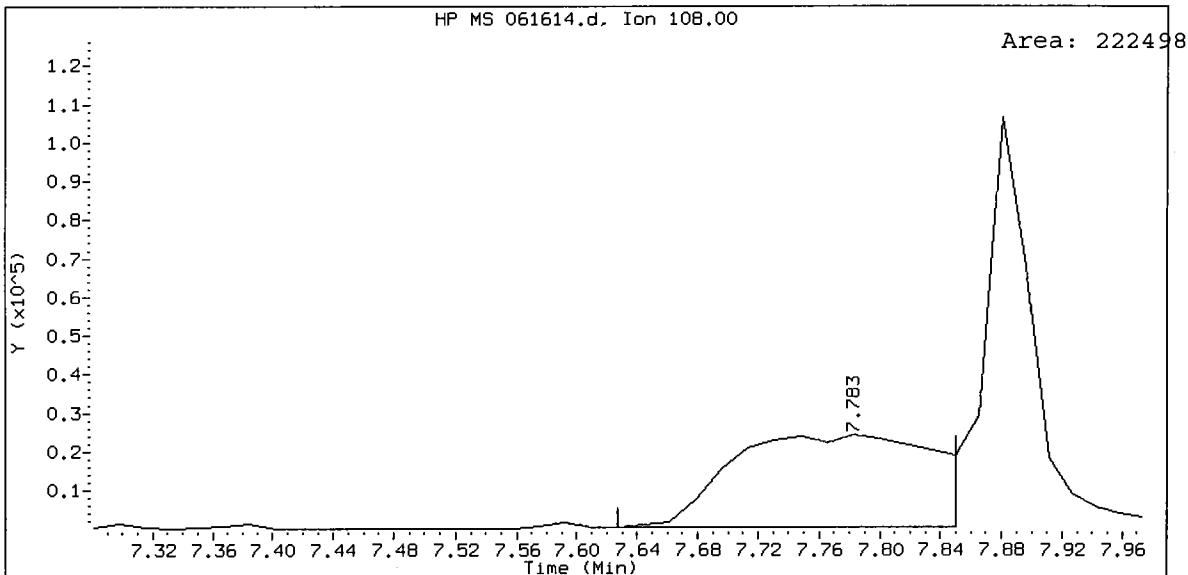
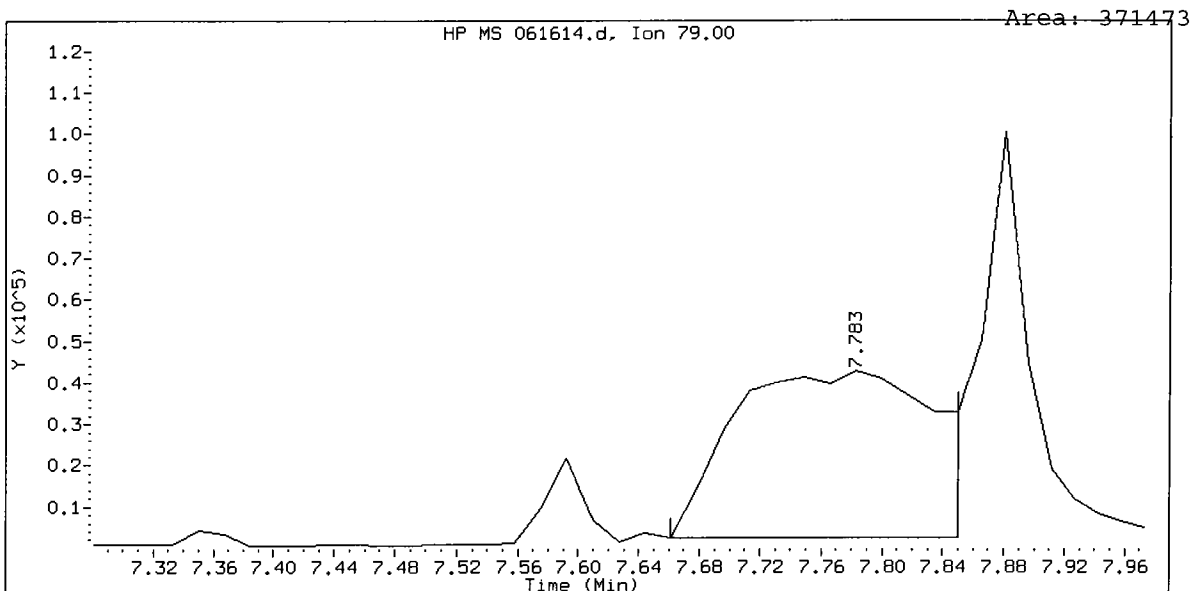
SURROGATE COMPOUND	CONC ADDED ug/kg	CONC RECOVERED ug/kg	% RECOVERED	LIMITS
\$ 1 2-Fluorophenol	224.1	163.2	72.81	30-160
\$ 2 Phenol-d5	224.1	169.8	75.78	30-160
\$ 5 2-Chlorophenol-d4	224.1	207.0	92.35	30-160
\$ 10 1,2-Dichlorobenzen	149.4	104.6	69.98	30-160
\$ 18 Nitrobenzene-d5	149.4	110.6	74.02	30-160
\$ 36 2-Fluorobiphenyl	149.4	118.9	79.57	30-160
\$ 55 2,4,6-Tribromophen	224.1	234.9	104.81	30-160
\$ 66 Terphenyl-d14	149.4	238.4	159.56	30-160

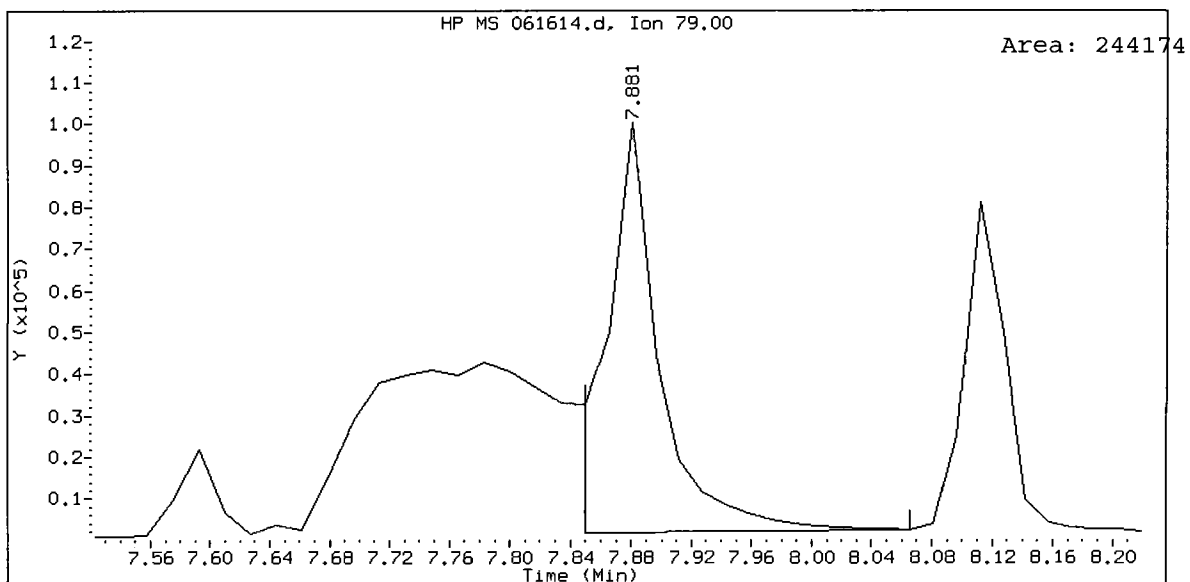
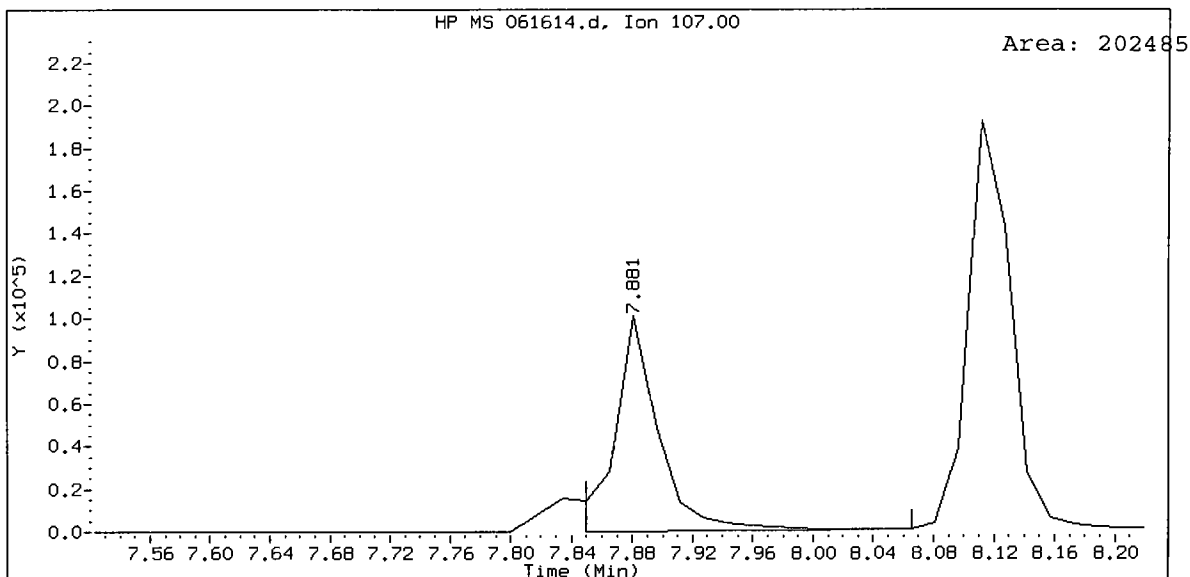
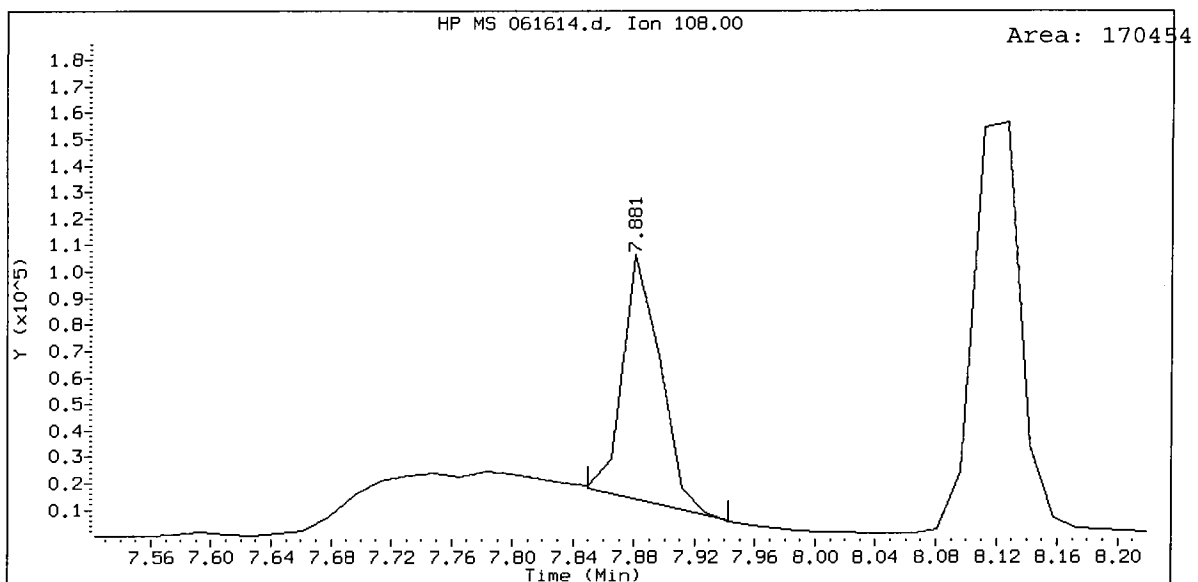
Data File: /chem3/nt2.i/20090616.b/061614.d
Date: 16-JUN-2009 18:49
Client ID: 3SEDE6-B HS
Sample Info: PB44HMS
Volume Injected (uL): 2.0
Column phase: ZB-5

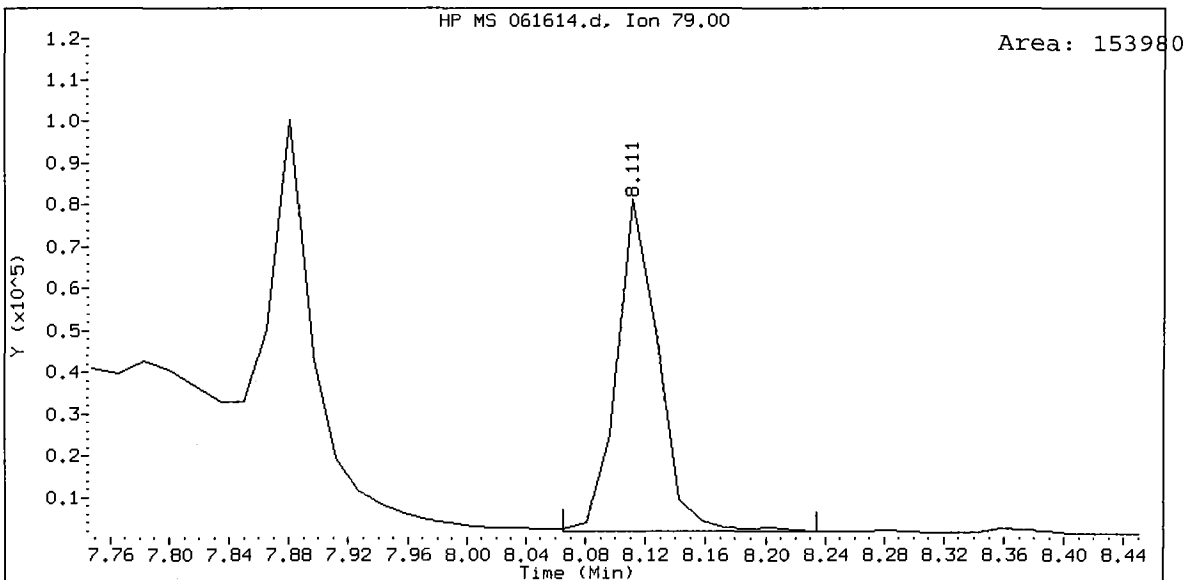
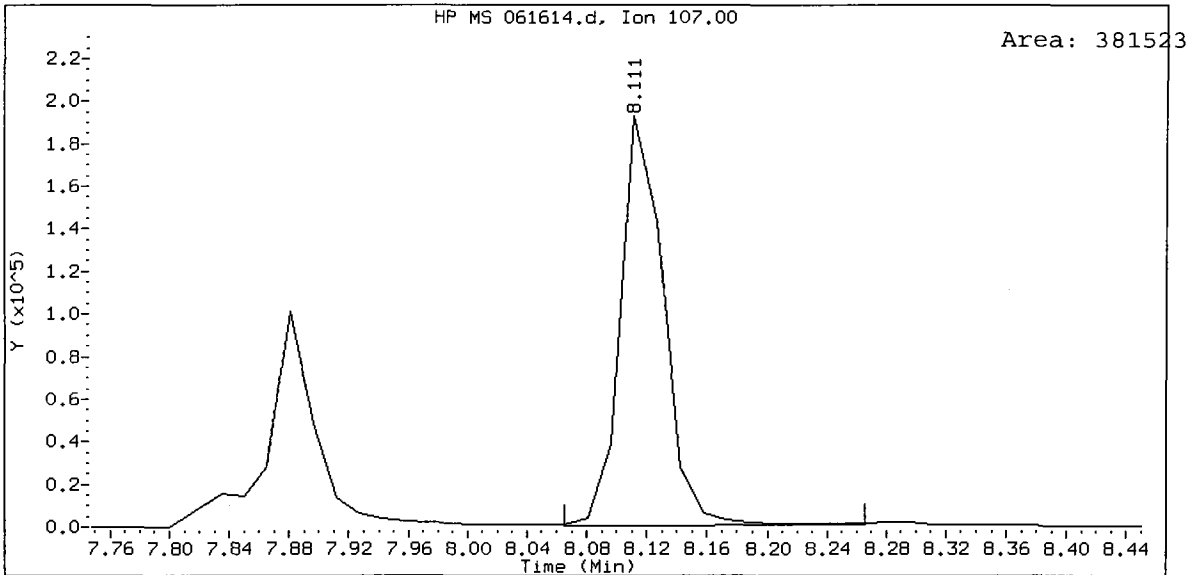
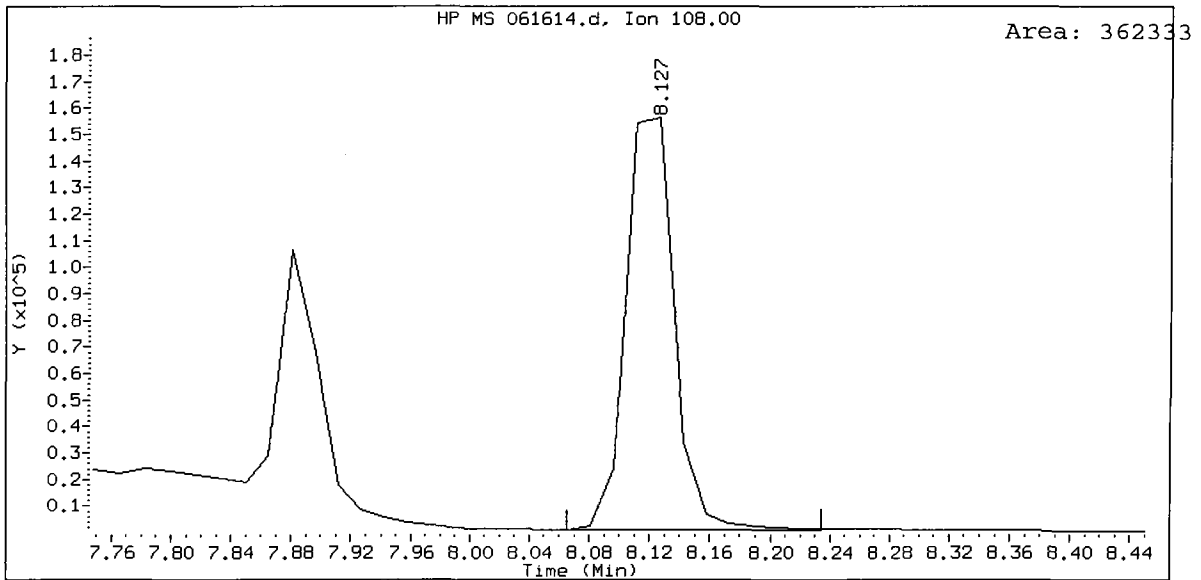
Instrument: nt2.i
Operator: VTS
Column diameter: 0.32

/chem3/nt2.i/20090616.b/061614.d









ORGANICS ANALYSIS DATA SHEET

Semivolatiles by Selected Ion Monitoring GC/MS

Sample ID: 3SED6-B

Page 1 of 1

MATRIX SPIKE DUPLICATE

Lab Sample ID: PB44H


QC Report No: PB44-ENVIRONMENTAL SCIENCE CORP.

LIMS ID: 09-12794

Project: JELD-WEN NORD DOOR

Matrix: Sediment

Event: NA

Data Release Authorized: 

Date Sampled: 06/04/09

Reported: 06/19/09

Date Received: 06/04/09

Date Extracted: 06/09/09

Sample Amount: 16.9 g-dry-wt

Date Analyzed: 06/16/09 19:24

Final Extract Volume: 1.0 mL

Instrument/Analyst: NT2/PK

Dilution Factor: 1.00

GPC Cleanup: Yes

Percent Moisture: 13.3%

Silica Gel Cleanup: No

Alumina Cleanup: No

CAS Number	Analyte	RL	Result
53-70-3	Dibenz (a, h) anthracene	5.9	---
106-46-7	1,4-Dichlorobenzene	5.9	---
120-82-1	1,2,4-Trichlorobenzene	5.9	---
118-74-1	Hexachlorobenzene	5.9	---
87-68-3	Hexachlorobutadiene	5.9	---
131-11-3	Dimethylphthalate	15	---
85-68-7	Butylbenzylphthalate	15	---
95-48-7	2-Methylphenol	5.9	---
105-67-9	2,4-Dimethylphenol	5.9	---
86-30-6	N-Nitrosodiphenylamine	5.9	---
100-51-6	Benzyl Alcohol	30	---
87-86-5	Pentachlorophenol	30	---
95-50-1	1,2-Dichlorobenzene	5.9	---
541-73-1	1,3-Dichlorobenzene	5.9	---

Reported in $\mu\text{g}/\text{kg}$ (ppb)

SIM Semivolatile Surrogate Recovery

2-Fluorobiphenyl	74.4%	d5-Phenol	70.9%
2-Fluorophenol	71.5%	d4-2-Chlorophenol	86.9%
d4-1,2-Dichlorobenzene	69.2%	d5-Nitrobenzene	70.8%
2,4,6-Tribromophenol	88.8%	d14-p-Terphenyl	163%

Analytical Resources, Inc.

Semivolatiles Report SW846 Method 8270D

Data file : /chem3/nt2.i/20090616.b/061615.d
 Lab Smp Id: PB44HMSD Client Smp ID: 3SED6-B MSD
 Inj Date : 16-JUN-2009 19:24
 Operator : VTS Inst ID: nt2.i
 Smp Info : PB44HMSD
 Misc Info : 09-12794
 Comment :
 Method : /chem3/nt2.i/20090616.b/SIMABN.m
 Meth Date : 18-Jun-2009 14:34 peter Quant Type: ISTD
 Cal Date : 11-MAY-2009 13:57 Cal File: ic051104.d
 Als bottle: 12 QC Sample: MS
 Dil Factor: 1.00000
 Integrator: HP RTE Compound Sublist: wind.sub
 Target Version: 3.50
 Processing Host: cserv3

Concentration Formula: Amt * DF * Vt / (Ws * (100 - M) / 100) * CpndVariable

Name	Value	Description
DF	1.00000	Dilution Factor
Vt	1000.00000	Volume of final extract (uL)
Ws	19.50000	Weight of sample extracted (g)
M	13.30000	% Moisture

Cpnd Variable

Local Compound Variable

Compounds	QUANT SIG	RT	EXP RT	REL RT	RESPONSE	CONCENTRATIONS	
						ON-COLUMN (ug/mL)	FINAL (ug/kg)
\$ 1 2-Fluorophenol	112	5.574	5.527	(0.757)	212537	2.68299	158.7
\$ 2 Phenol-d5	99	7.007	6.961	(0.951)	279196	2.66171	157.4
3 Phenol	94	7.019	6.972	(0.953)	241304	1.72494	102.0 (R)
\$ 5 2-Chlorophenol-d4	132	7.088	7.076	(0.962)	229802	3.26001	192.8
7 1,3-Dichlorobenzene	146	7.298	7.299	(0.991)	166211	1.77412	104.9 (R)
* 8 1,4-Dichlorobenzene-d4	152	7.367	7.368	(1.000)	132592	2.00000	
9 1,4-Dichlorobenzene	146	7.384	7.385	(1.002)	176105	1.81272	107.2 (R)
\$ 10 1,2-Dichlorobenzene-d4	152	7.661	7.645	(1.040)	87061	1.72828	102.2
11 Benzyl alcohol	79	7.800	7.627	(1.059)	274258	3.06533	181.3 (R)
12 1,2-Dichlorobenzene	146	7.678	7.662	(1.042)	164335	1.87847	111.1 (R)
13 2-Methylphenol	108	7.881	7.865	(1.070)	181829	2.14913	127.1 (RM)
15 4-Methylphenol	108	8.111	8.096	(1.101)	329119	3.80478	225.0 (RM)
16 N-Nitroso-di-n-propylamine	70	8.081	8.080	(1.097)	141440	1.74801	103.4 (R)
\$ 18 Nitrobenzene-d5	82	8.265	8.250	(0.885)	189563	1.76935	104.7

DB
C/K/S/er

Compounds	QUANT SIG				CONCENTRATIONS		
	MASS	RT	EXP RT	REL RT	RESPONSE	ON-COLUMN (ug/mL)	FINAL (ug/kg)
22 2,4-Dimethylphenol	107	8.921	8.901	(0.955)	164204	1.69298	100.1 (R)
26 1,2,4-Trichlorobenzene	180	9.305	9.285	(0.996)	124487	2.02744	119.9 (R)
* 27 Naphthalene-d8	136	9.343	9.343	(1.000)	394676	2.00000	
30 Hexachlorobutadiene	225	9.708	9.708	(1.039)	68586	2.14554	126.9 (R)
\$ 36 2-Fluorobiphenyl	172	11.128	11.128	(0.913)	263391	1.86364	110.2
39 Dimethylphthalate	163	11.872	11.855	(0.974)	314631	2.12329	125.6
* 42 Acenaphthene-d10	162	12.184	12.166	(1.000)	198108	2.00000	
50 Diethylphthalate	149	13.009	13.008	(1.068)	359880	2.38292	140.9 (R)
54 N-Nitrosodiphenylamine	169	13.275	13.275	(0.914)	207617	2.04846	121.2 (R)
\$ 55 2,4,6-Tribromophenol	330	13.472	13.460	(0.927)	53128	3.32915	196.9
57 Hexachlorobenzene	284	14.068	14.067	(0.968)	84523	2.28929	135.4 (R)
58 Pentachlorophenol	266	14.376	14.360	(0.989)	39313	1.73135	102.4 (R)
* 59 Phenanthrene-d10	188	14.530	14.529	(1.000)	337595	2.00000	
\$ 66 Terphenyl-d14	244	17.167	17.167	(0.912)	181800	4.07987	241.3 (R)
67 Butylbenzylphthalate	149	18.046	18.046	(0.959)	197284	3.54057	209.4 (R)
* 69 Chrysene-d12	240	18.815	18.814	(1.000)	143248	2.00000	
* 77 Perylene-d12	264	20.954	20.953	(1.000)	51536	2.00000	
79 Dibenzo(a,h)anthracene	278	22.400	22.400	(1.069)	43585	1.82080	107.7 (R)
90 N-Nitrosodimethylamine	74	3.398	3.265	(0.461)	109167	1.74433	103.2 (R)

Handwritten notes:
 4/16/09
 Ryes ✓

QC Flag Legend

R - Spike/Surrogate failed recovery limits.
 M - Compound response manually integrated.

Analytical Resources, Inc.

INTERNAL STANDARD COMPOUNDS
 AREA AND RT SUMMARY

Instrument ID: nt2.i	Calibration Date: 16-JUN-2009
Lab File ID: 061615.d	Calibration Time: 10:48
Lab Smp Id: PB44HMSD	Client Smp ID: 3SED6-B MSD
Analysis Type: SV	Level: LOW
Quant Type: ISTD	Sample Type: Sediment
Operator: VTS	
Method File: /chem3/nt2.i/20090616.b/SIMABN.m	
Misc Info: 09-12794	

Test Mode: Use Initial Calibration Level 4.

COMPOUND	STANDARD	AREA LIMIT		SAMPLE	%DIFF
		LOWER	UPPER		
8 1,4-Dichlorobenze	119785	59892	239570	132592	10.69
27 Naphthalene-d8	372217	186108	744434	394676	6.03
42 Acenaphthene-d10	182713	91356	365426	198108	8.43
59 Phenanthrene-d10	286879	143440	573758	337595	17.68
69 Chrysene-d12	251912	125956	503824	143248	-43.14
77 Perylene-d12	231524	115762	463048	51536	-77.74

< -

COMPOUND	STANDARD	RT LIMIT		SAMPLE	%DIFF
		LOWER	UPPER		
8 1,4-Dichlorobenze	7.37	6.87	7.87	7.37	-0.01
27 Naphthalene-d8	9.34	8.84	9.84	9.34	0.00
42 Acenaphthene-d10	12.17	11.67	12.67	12.18	0.14
59 Phenanthrene-d10	14.53	14.03	15.03	14.53	0.01
69 Chrysene-d12	18.81	18.31	19.31	18.81	0.00
77 Perylene-d12	20.95	20.45	21.45	20.95	0.00

AREA UPPER LIMIT = +100% of internal standard area.
 AREA LOWER LIMIT = - 50% of internal standard area.
 RT UPPER LIMIT = + 0.50 minutes of internal standard RT.
 RT LOWER LIMIT = - 0.50 minutes of internal standard RT.

Analytical Resources, Inc.

RECOVERY REPORT

Client Name: ESC Client SDG: PB44
 Sample Matrix: SOLID Fraction: SV
 Lab Smp Id: PB44HMSD Client Smp ID: 3SED6-B MSD
 Level: LOW Operator: VTS
 Data Type: MS DATA SampleType: MS
 SpikeList File: wind.spk Quant Type: ISTD
 Sublist File: wind.sub
 Method File: /chem3/nt2.i/20090616.b/SIMABN.m
 Misc Info: 09-12794

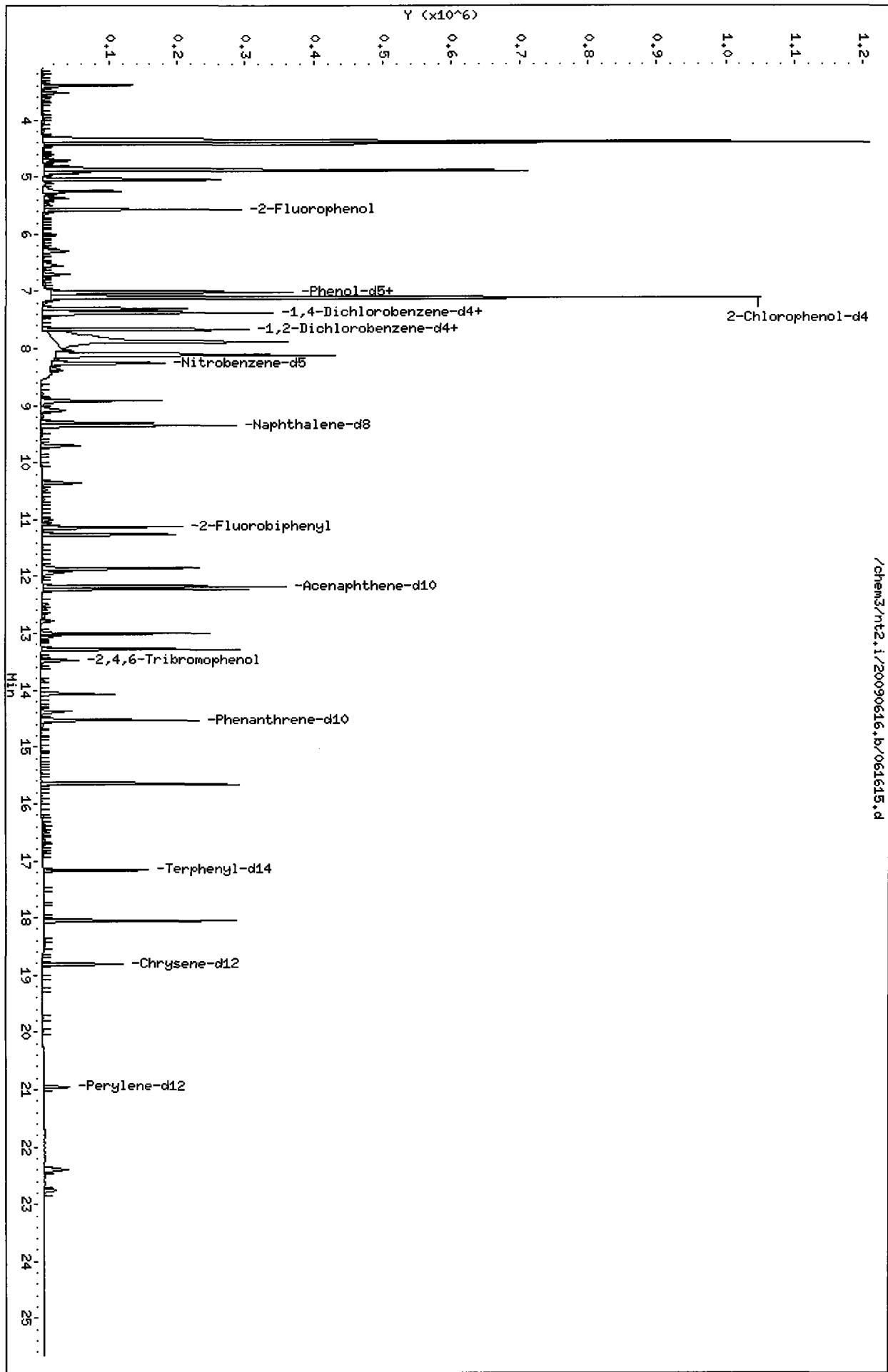
SPIKE COMPOUND	CONC ADDED ug/kg	CONC RECOVERED ug/kg	% RECOVERED	LIMITS
3 Phenol	147.9	102.0	69.00	30-160
7 1,3-Dichlorobenzen	147.9	104.9	70.96	30-160
9 1,4-Dichlorobenzen	147.9	107.2	72.51	30-160
11 Benzyl alcohol	295.7	181.3	61.31	30-160
12 1,2-Dichlorobenzen	147.9	111.1	75.14	30-160
13 2-Methylphenol	147.9	127.1	85.97	30-160
15 4-Methylphenol	295.7	225.0	76.10	30-160
16 N-Nitroso-di-n-pro	147.9	103.4	69.92	30-160
22 2,4-Dimethylphenol	147.9	100.1	67.72	30-160
26 1,2,4-Trichloroben	147.9	119.9	81.10	30-160
30 Hexachlorobutadien	147.9	126.9	85.82	30-160
50 Diethylphthalate	147.9	140.9	95.32	30-160
54 N-Nitrosodiphenyla	147.9	121.2	81.94	30-160
57 Hexachlorobenzene	147.9	135.4	91.57	30-160
58 Pentachlorophenol	147.9	102.4	69.25	30-160
67 Butylbenzylphthala	147.9	209.4	141.62	30-160
79 Dibenzo(a,h) anthra	147.9	107.7	72.83	30-160
90 N-Nitrosodimethyla	147.9	103.2	69.77	30-160

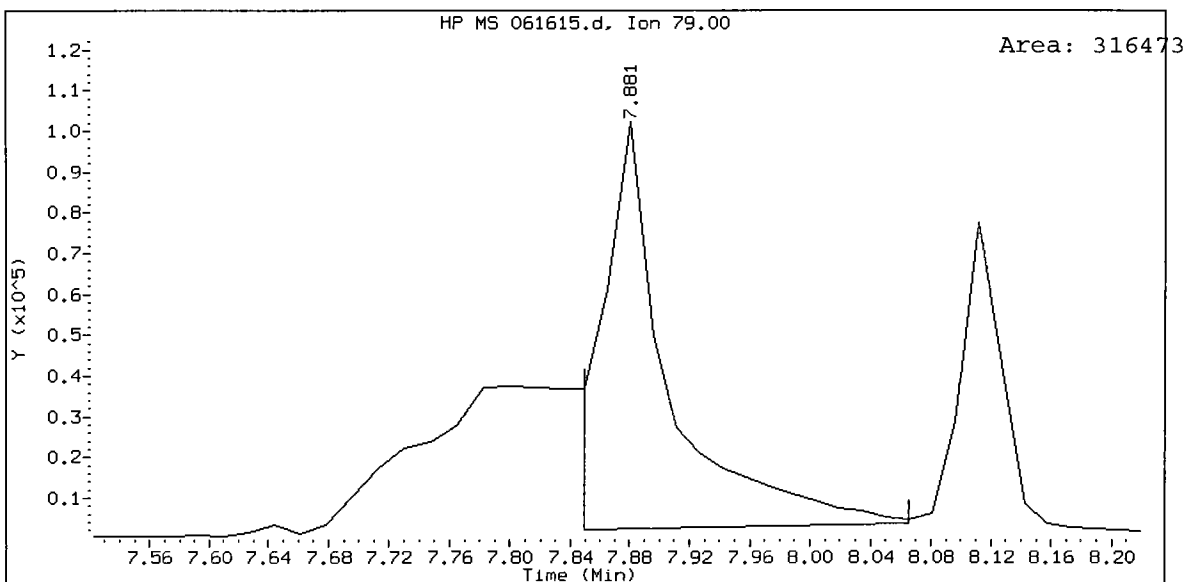
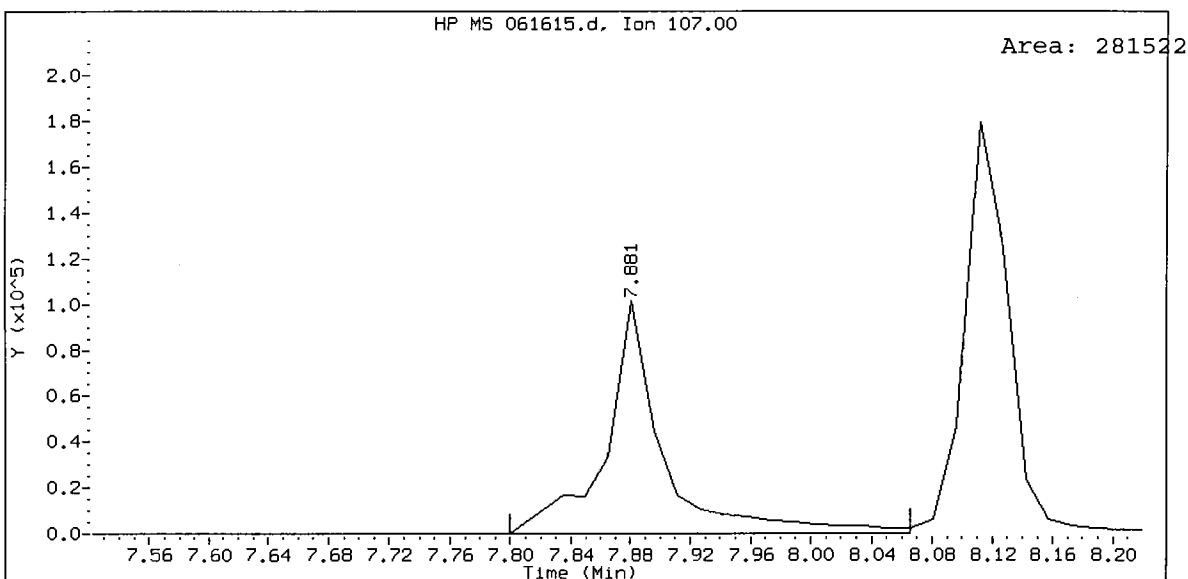
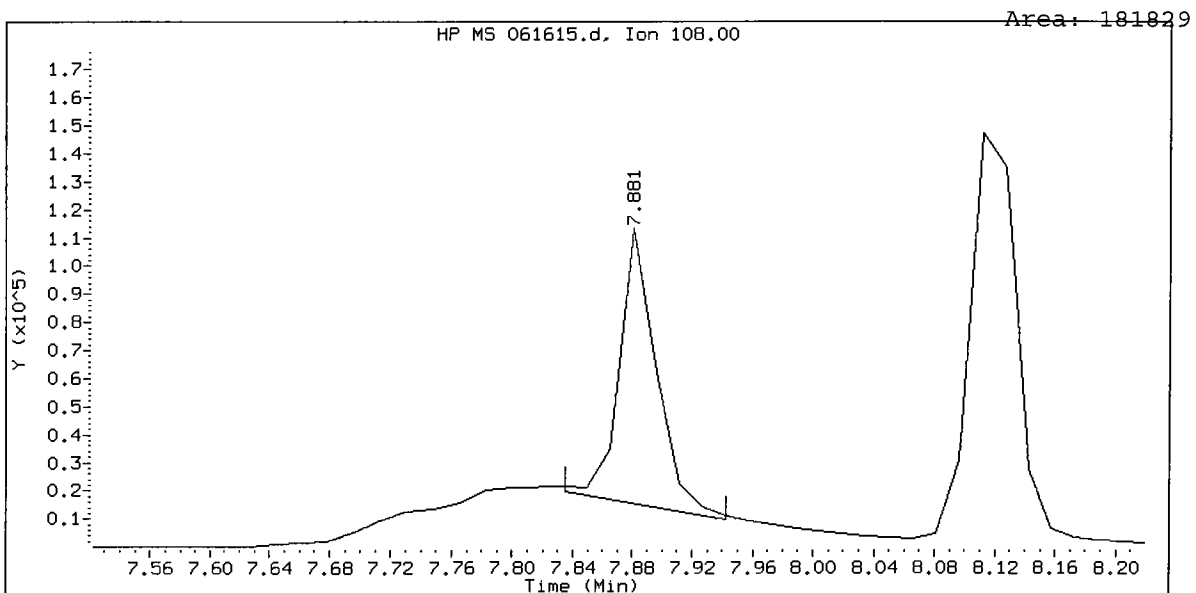
SURROGATE COMPOUND	CONC ADDED ug/kg	CONC RECOVERED ug/kg	% RECOVERED	LIMITS
\$ 1 2-Fluorophenol	221.8	158.7	71.55	30-160
\$ 2 Phenol-d5	221.8	157.4	70.98	30-160
\$ 5 2-Chlorophenol-d4	221.8	192.8	86.93	30-160
\$ 10 1,2-Dichlorobenzen	147.9	102.2	69.13	30-160
\$ 18 Nitrobenzene-d5	147.9	104.7	70.77	30-160
\$ 36 2-Fluorobiphenyl	147.9	110.2	74.55	30-160
\$ 55 2,4,6-Tribromophen	221.8	196.9	88.78	30-160
\$ 66 Terphenyl-d14	147.9	241.3	163.19*	30-160

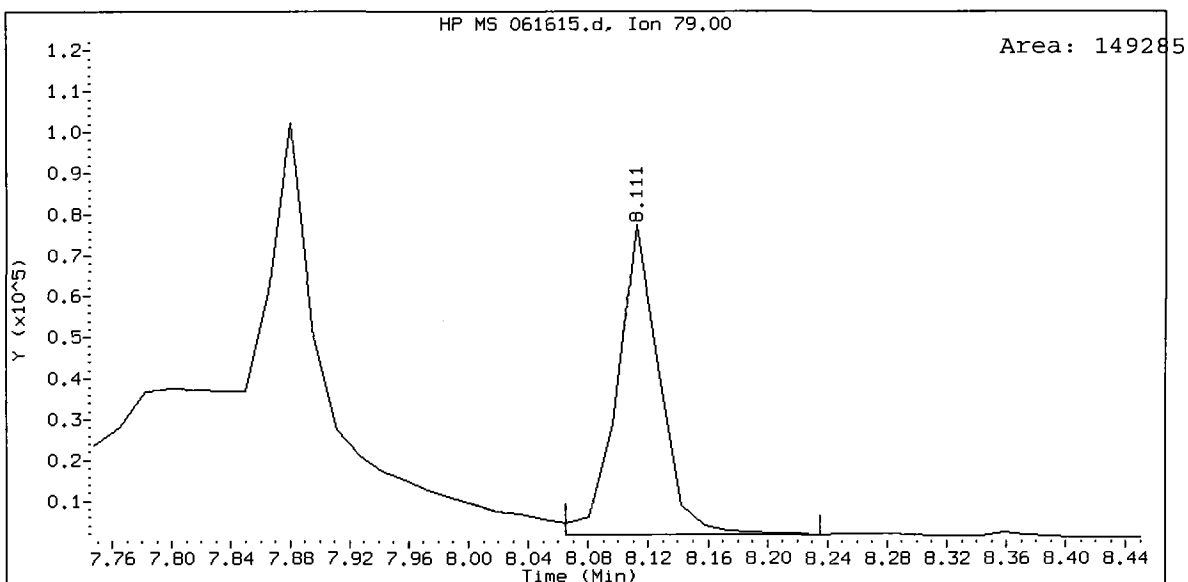
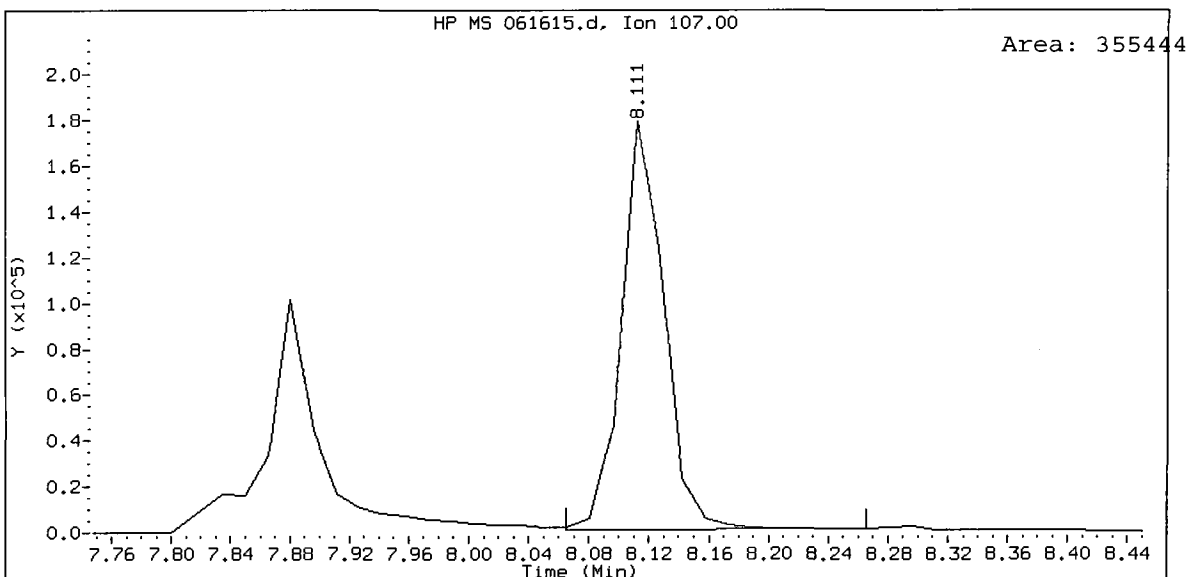
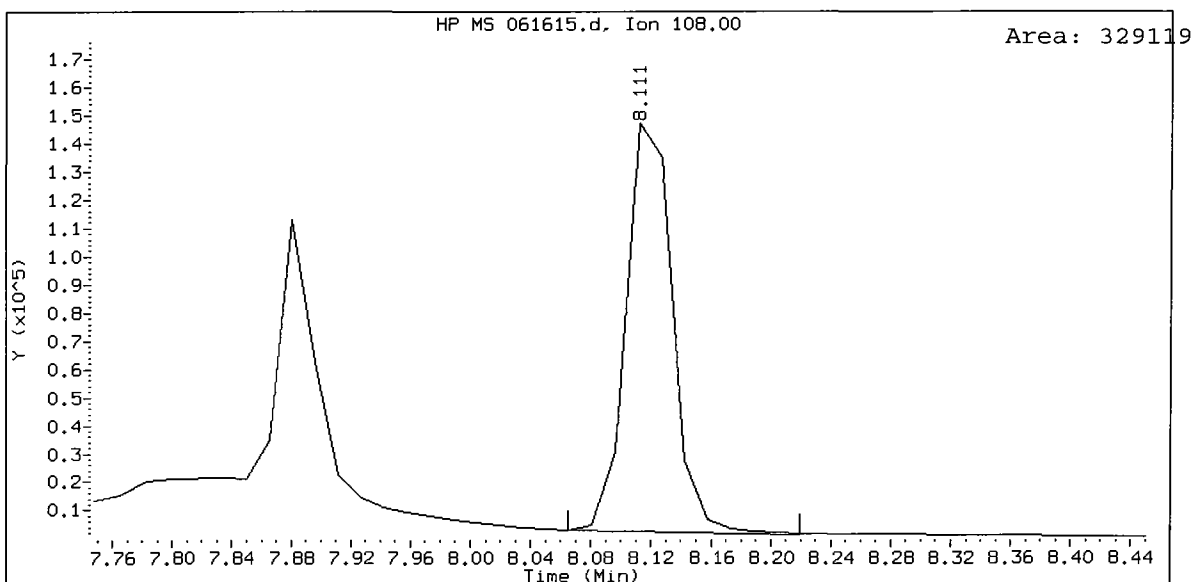
Data File: /chem3/nt2.i/20090616.b/061615.d
Date: 16-JUN-2009 19:24
Client ID: 3SED6-B HSD
Sample Info: PB44HSD
Volume Injected (uL): 2.0
Column phase: ZB-5

Instrument: nt2.i
Operator: VTS
Column diameter: 0.32

/chem3/nt2.i/20090616.b/061615.d







Analytical Resources, Inc.

Semivolatiles Report SW846 Method 8270D

Data file : /chem3/nt2.i/20090617.b/061702.d
 Lab Smp Id: PB44LCSS1 Client Smp ID: PB44LCSS1
 Inj Date : 17-JUN-2009 13:48
 Operator : VTS Inst ID: nt2.i
 Smp Info : PB44LCSS1
 Misc Info : 09-12794
 Comment :
 Method : /chem3/nt2.i/20090617.b/SIMABN.m
 Meth Date : 18-Jun-2009 16:11 peter Quant Type: ISTD
 Cal Date : 11-MAY-2009 13:57 Cal File: ic051104.d
 Als bottle: 2 QC Sample: LCS
 Dil Factor: 1.00000
 Integrator: HP RTE Compound Sublist: wind.sub
 Target Version: 3.50
 Processing Host: cserv3

Concentration Formula: Amt * DF * Vt / (Ws * (100 - M) / 100) * CpndVariable

Name	Value	Description
DF	1.00000	Dilution Factor
Vt	1000.00000	Volume of final extract (uL)
Ws	16.00000	Weight of sample extracted (g)
M	0.00000	% Moisture

Cpnd Variable

Local Compound Variable

Compounds	QUANT SIG			RESPONSE	CONCENTRATIONS	
	MASS	RT	EXP RT REL RT		ON-COLUMN (ug/mL)	FINAL (ug/kg)
\$ 1 2-Fluorophenol	112	5.484	5.445 (0.755)	247641	2.48506	155.3
\$ 2 Phenol-d5	99	6.888	6.888 (0.948)	337321	2.55637	159.8
3 Phenol	94	6.899	6.899 (0.950)	322891	1.83482	114.7
\$ 5 2-Chlorophenol-d4	132	6.992	6.992 (0.962)	231474	2.61034	163.1
7 1,3-Dichlorobenzene	146	7.197	7.215 (0.990)	251018	2.12989	133.1
* 8 1,4-Dichlorobenzene-d4	152	7.266	7.284 (1.000)	166797	2.00000	
9 1,4-Dichlorobenzene	146	7.283	7.301 (1.002)	209717	1.71602	107.3
\$ 10 1,2-Dichlorobenzene-d4	152	7.560	7.561 (1.040)	107545	1.69711	106.1
11 Benzyl alcohol	79	7.749	7.543 (1.067)	154030	1.36852	85.53 (RM)
12 1,2-Dichlorobenzene	146	7.577	7.578 (1.043)	195819	1.77933	111.2
13 2-Methylphenol	108	7.796	7.796 (1.073)	208621	1.96014	122.5 (M)
15 4-Methylphenol	108	8.026	8.027 (1.105)	383433	3.52367	220.2 (M)
16 N-Nitroso-di-n-propylamine	70	7.996	7.996 (1.100)	165661	1.62750	101.7
\$ 18 Nitrobenzene-d5	82	8.165	8.165 (0.883)	236478	1.78272	111.4

Compounds	QUANT SIG		CONCENTRATIONS				
	MASS	RT	EXP RT	REL RT	RESPONSE	ON-COLUMN (ug/mL)	FINAL (ug/kg)
22 2,4-Dimethylphenol	107	8.821	8.821	(0.954)	122433	1.01953	63.72
26 1,2,4-Trichlorobenzene	180	9.205	9.205	(0.996)	149951	1.97245	123.3
* 27 Naphthalene-d8	136	9.243	9.263	(1.000)	488662	2.00000	
30 Hexachlorobutadiene	225	9.608	9.608	(1.039)	80070	2.02304	126.4
\$ 36 2-Fluorobiphenyl	172	11.046	11.046	(0.914)	323364	1.89804	118.6
39 Dimethylphthalate	163	11.773	11.773	(0.974)	371450	2.07951	130.0
* 42 Acenaphthene-d10	162	12.084	12.084	(1.000)	238808	2.00000	
50 Diethylphthalate	149	12.928	12.928	(1.070)	408921	2.24618	140.4
54 N-Nitrosodiphenylamine	169	13.194	13.195	(0.913)	147313	1.28891	80.56
\$ 55 2,4,6-Tribromophenol	330	13.379	13.380	(0.926)	61521	3.41862	213.7
57 Hexachlorobenzene	284	13.983	13.983	(0.968)	91267	2.19208	137.0
58 Pentachlorophenol	266	14.291	14.291	(0.989)	47032	1.83679	114.8
* 59 Phenanthrene-d10	188	14.444	14.445	(1.000)	380696	2.00000	
\$ 66 Terphenyl-d14	244	17.090	17.090	(0.912)	240398	2.38193	148.9
67 Butylbenzylphthalate	149	17.970	17.970	(0.959)	296492	2.34931	146.8
* 69 Chrysene-d12	240	18.730	18.730	(1.000)	324446	2.00000	
* 77 Perylene-d12	264	20.869	20.869	(1.000)	164961	2.00000	
79 Dibenzo(a,h)anthracene	278	22.300	22.301	(1.069)	258222	3.37014	210.6
90 N-Nitrosodimethylamine	74	3.369	3.153	(0.464)	126202	1.60299	100.2 (H)

QC Flag Legend

- R - Spike/Surrogate failed recovery limits.
- M - Compound response manually integrated.
- H - Operator selected an alternate compound hit.

Analytical Resources, Inc.

INTERNAL STANDARD COMPOUNDS
 AREA AND RT SUMMARY

Instrument ID: nt2.i	Calibration Date: 17-JUN-2009
Lab File ID: 061702.d	Calibration Time: 12:11
Lab Smp Id: PB44LCSS1	Client Smp ID: PB44LCSS1
Analysis Type: SV	Level: LOW
Quant Type: ISTD	Sample Type: Solid
Operator: VTS	
Method File: /chem3/nt2.i/20090617.b/SIMABN.m	
Misc Info: 09-12794	

Test Mode: Use Initial Calibration Level 4.

COMPOUND	STANDARD	AREA LIMIT		SAMPLE	%DIFF
		LOWER	UPPER		
8 1,4-Dichlorobenze	119785	59892	239570	166797	39.25
27 Naphthalene-d8	372217	186108	744434	488662	31.28
42 Acenaphthene-d10	182713	91356	365426	238808	30.70
59 Phenanthrene-d10	286879	143440	573758	380696	32.70
69 Chrysene-d12	251912	125956	503824	324446	28.79
77 Perylene-d12	231524	115762	463048	164961	-28.75

COMPOUND	STANDARD	RT LIMIT		SAMPLE	%DIFF
		LOWER	UPPER		
8 1,4-Dichlorobenze	7.28	6.78	7.78	7.27	-0.25
27 Naphthalene-d8	9.26	8.76	9.76	9.24	-0.21
42 Acenaphthene-d10	12.08	11.58	12.58	12.08	0.00
59 Phenanthrene-d10	14.45	13.95	14.95	14.44	0.00
69 Chrysene-d12	18.73	18.23	19.23	18.73	0.00
77 Perylene-d12	20.87	20.37	21.37	20.87	0.00

AREA UPPER LIMIT = +100% of internal standard area.
 AREA LOWER LIMIT = - 50% of internal standard area.
 RT UPPER LIMIT = + 0.50 minutes of internal standard RT.
 RT LOWER LIMIT = - 0.50 minutes of internal standard RT.

Analytical Resources, Inc.

RECOVERY REPORT

Client Name: ESC Client SDG: PB44
 Sample Matrix: SOLID Fraction: SV
 Lab Smp Id: PB44LCSS1 Client Smp ID: PB44LCSS1
 Level: LOW Operator: VTS
 Data Type: MS DATA SampleType: LCS
 SpikeList File: wind.spk Quant Type: ISTD
 Sublist File: wind.sub
 Method File: /chem3/nt2.i/20090617.b/SIMABN.m
 Misc Info: 09-12794

SPIKE COMPOUND	CONC ADDED ug/kg	CONC RECOVERED ug/kg	% RECOVERED	LIMITS
3 Phenol	156.3	114.7	73.39	30-160
7 1,3-Dichlorobenzen	156.3	133.1	85.20	30-160
9 1,4-Dichlorobenzen	156.3	107.3	68.64	30-160
11 Benzyl alcohol	312.5	85.53	27.37*	30-160
12 1,2-Dichlorobenzen	156.3	111.2	71.17	30-160
13 2-Methylphenol	156.3	122.5	78.41	30-160
15 4-Methylphenol	312.5	220.2	70.47	30-160
16 N-Nitroso-di-n-pro	156.3	101.7	65.10	30-160
22 2,4-Dimethylphenol	156.3	63.72	40.78	30-160
26 1,2,4-Trichloroben	156.3	123.3	78.90	30-160
30 Hexachlorobutadien	156.3	126.4	80.92	30-160
50 Diethylphthalate	156.3	140.4	89.85	30-160
54 N-Nitrosodiphenyla	156.3	80.56	51.56	30-160
57 Hexachlorobenzene	156.3	137.0	87.68	30-160
58 Pentachlorophenol	156.3	114.8	73.47	30-160
67 Butylbenzylphthala	156.3	146.8	93.97	30-160
79 Dibenzo(a,h) anthra	156.3	210.6	134.81	30-160
90 N-Nitrosodimethyla	156.3	100.2	64.12	30-160

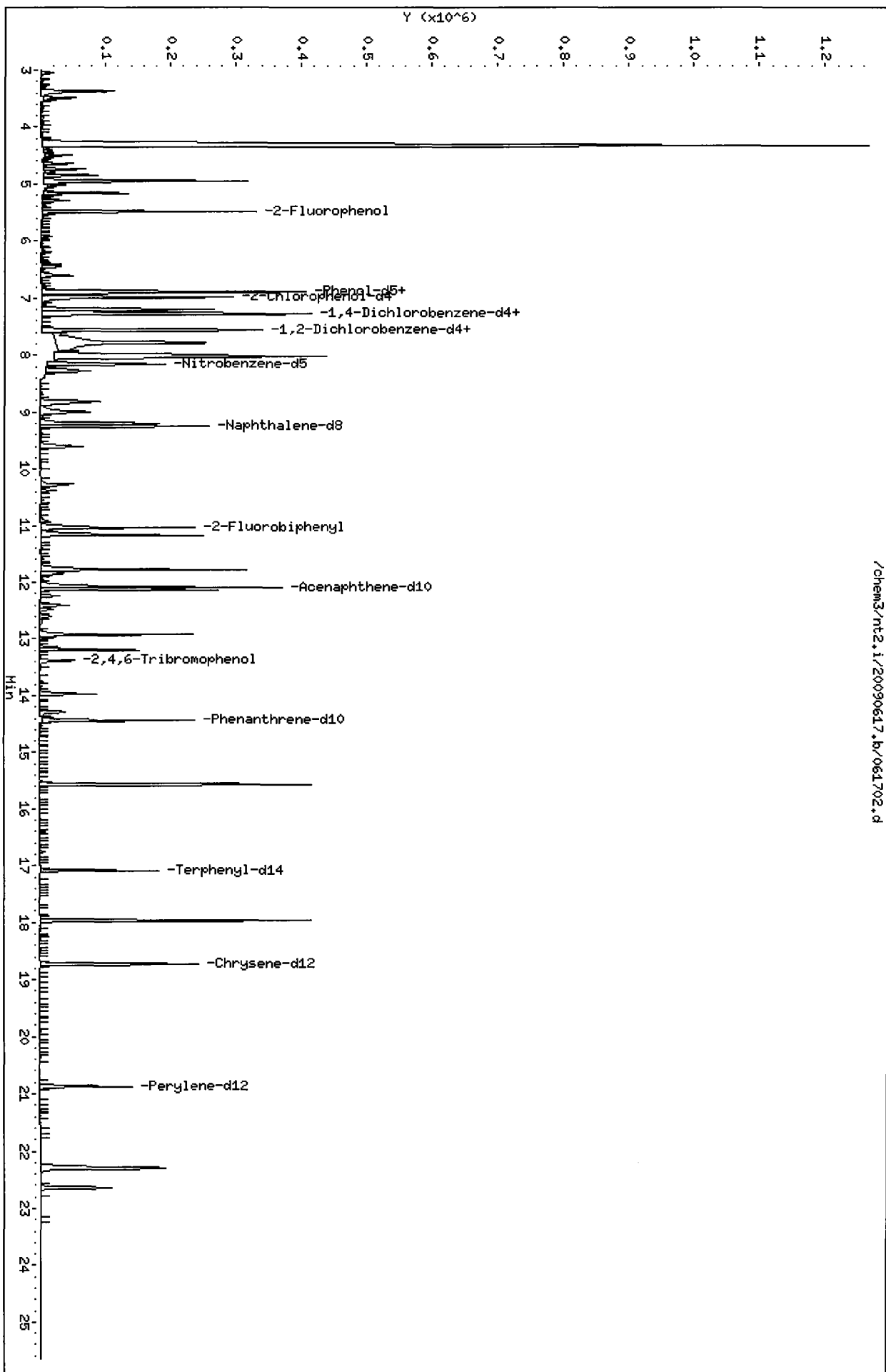
SURROGATE COMPOUND	CONC ADDED ug/kg	CONC RECOVERED ug/kg	% RECOVERED	LIMITS
\$ 1 2-Fluorophenol	234.4	155.3	66.27	30-160
\$ 2 Phenol-d5	234.4	159.8	68.17	30-160
\$ 5 2-Chlorophenol-d4	234.4	163.1	69.61	30-160
\$ 10 1,2-Dichlorobenzen	156.3	106.1	67.88	30-160
\$ 18 Nitrobenzene-d5	156.3	111.4	71.31	30-160
\$ 36 2-Fluorobiphenyl	156.3	118.6	75.92	30-160
\$ 55 2,4,6-Tribromophen	234.4	213.7	91.16	30-160
\$ 66 Terphenyl-d14	156.3	148.9	95.28	30-160

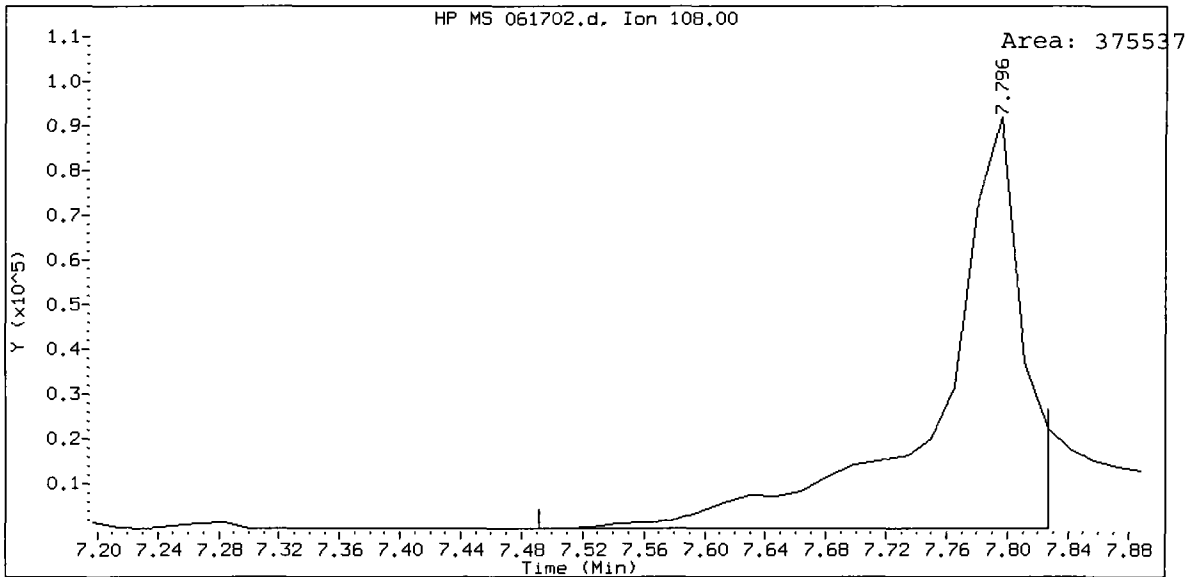
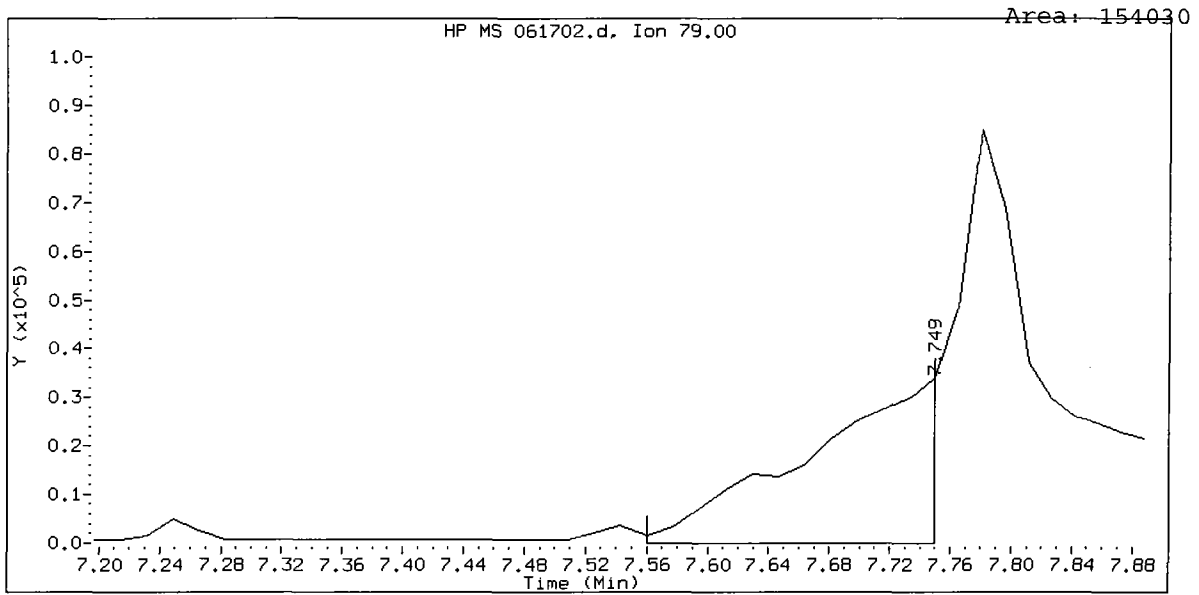
--	--	--	--	--

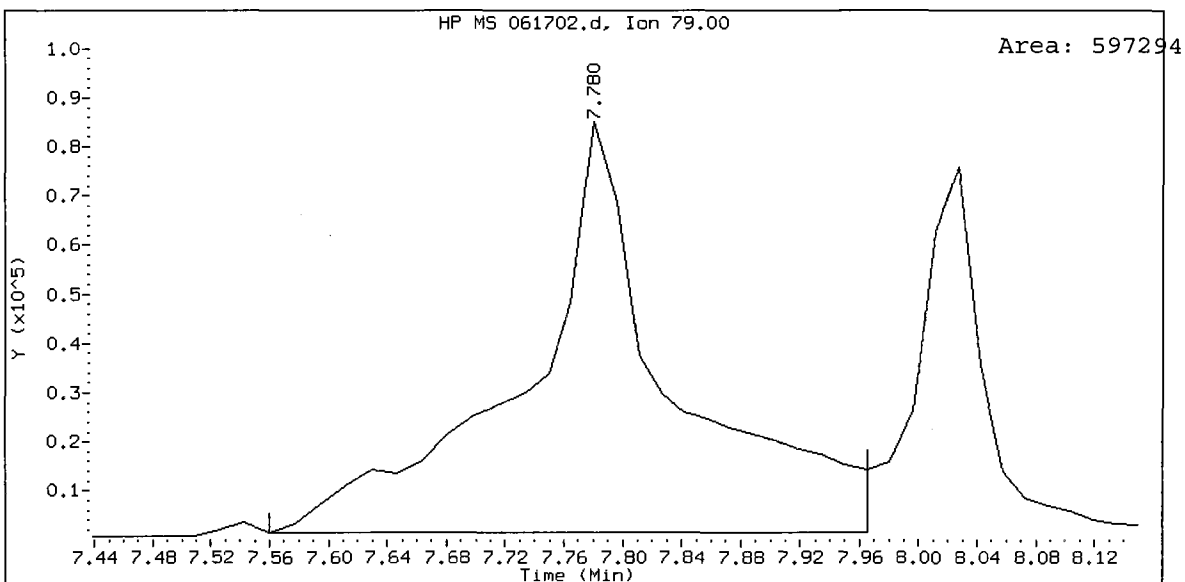
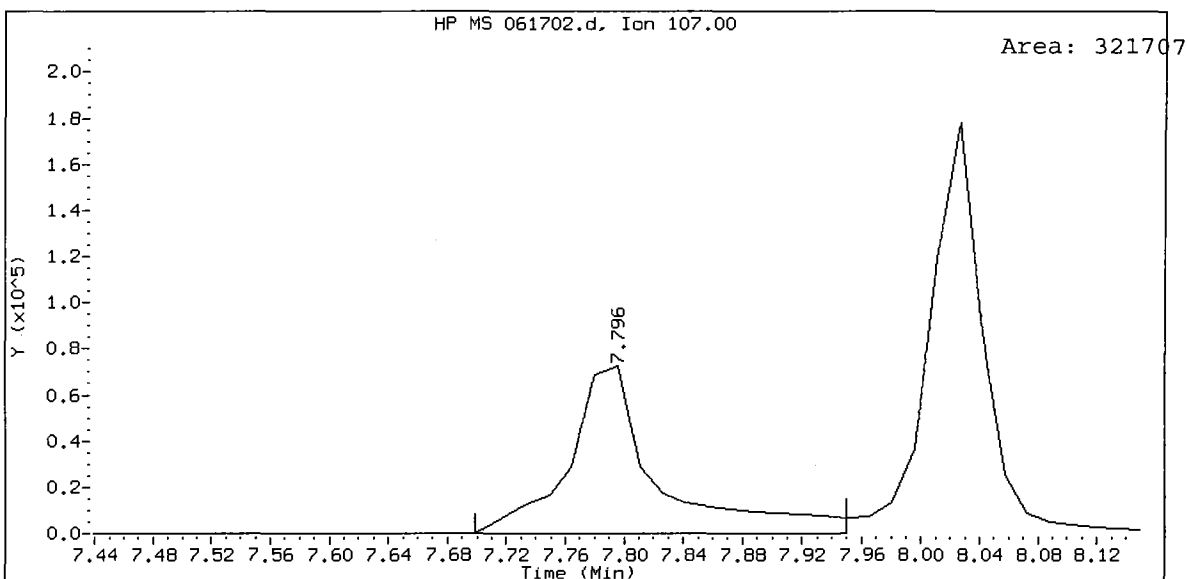
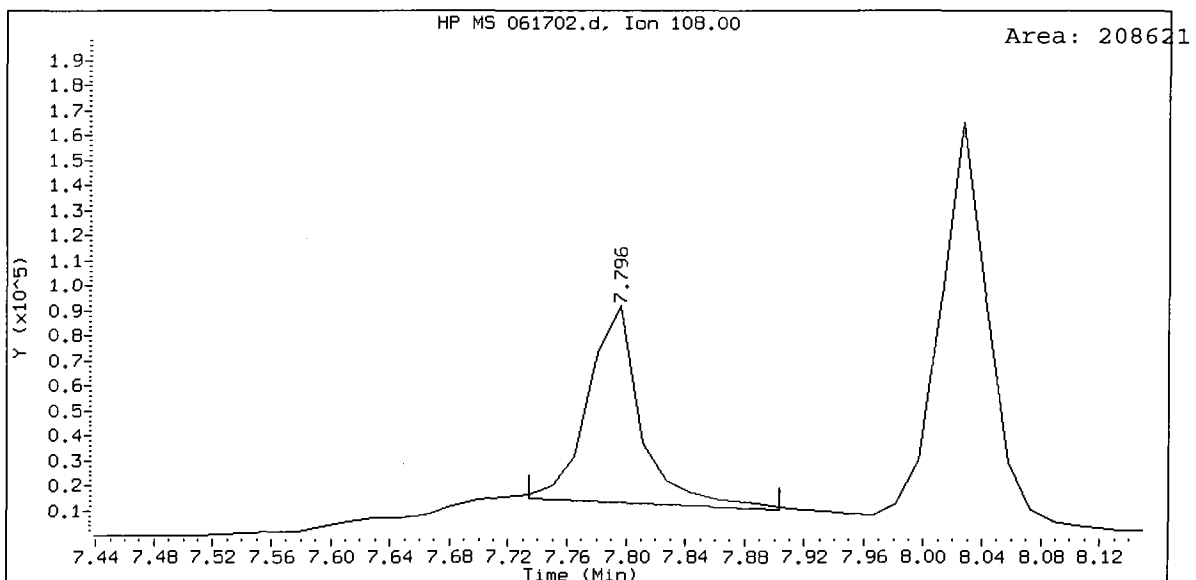
Data File: /chem3/nt2.i/20090617.b/061702.d
Date: 17-JUN-2009 13:48
Client ID: PB44LCSS1
Sample Info: PB44LCSS1
Volume Injected (uL): 2.0
Column phase: ZB-5

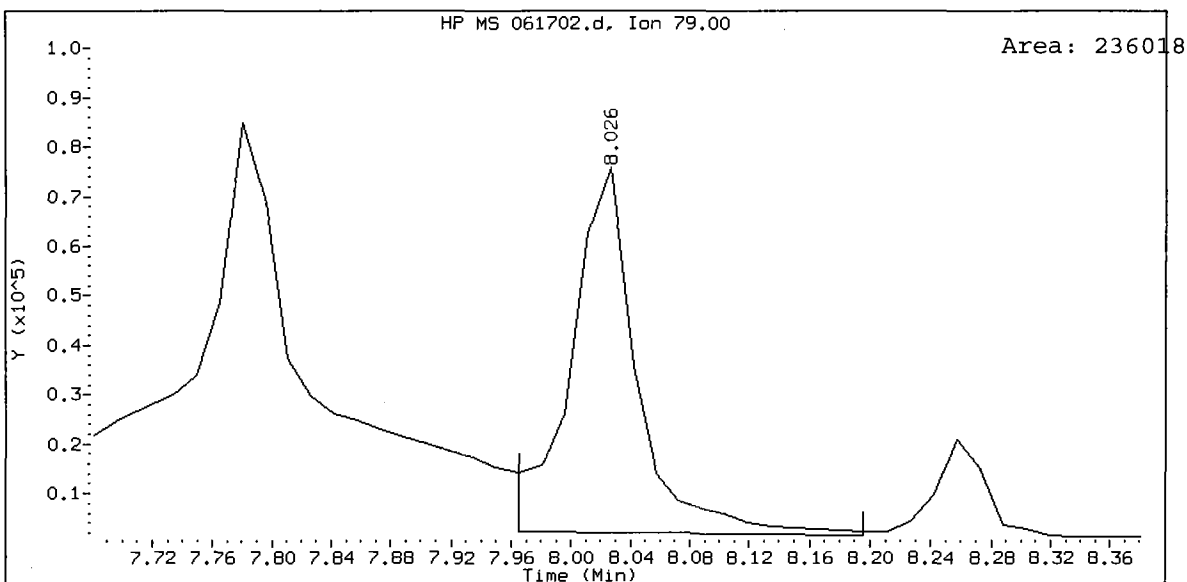
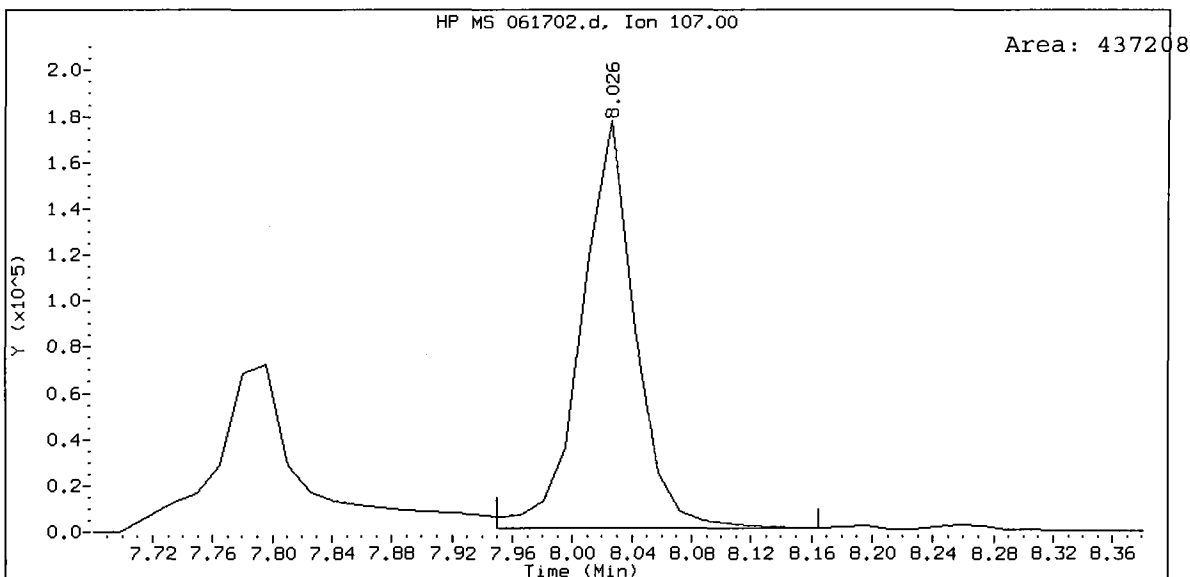
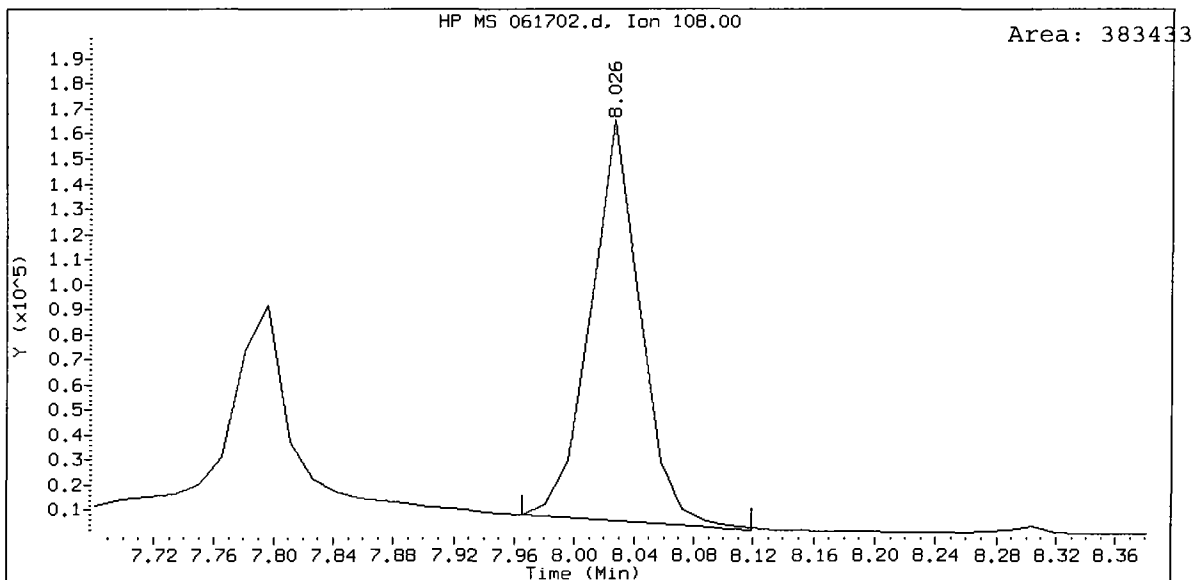
Instrument: nt2.i
Operator: VTS
Column diameter: 0.32

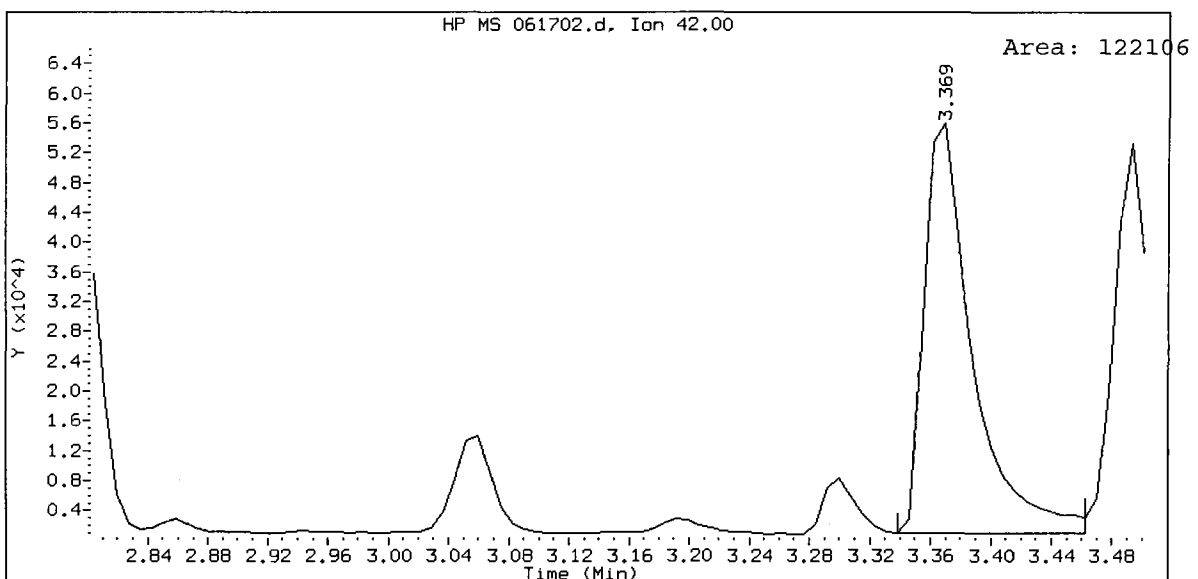
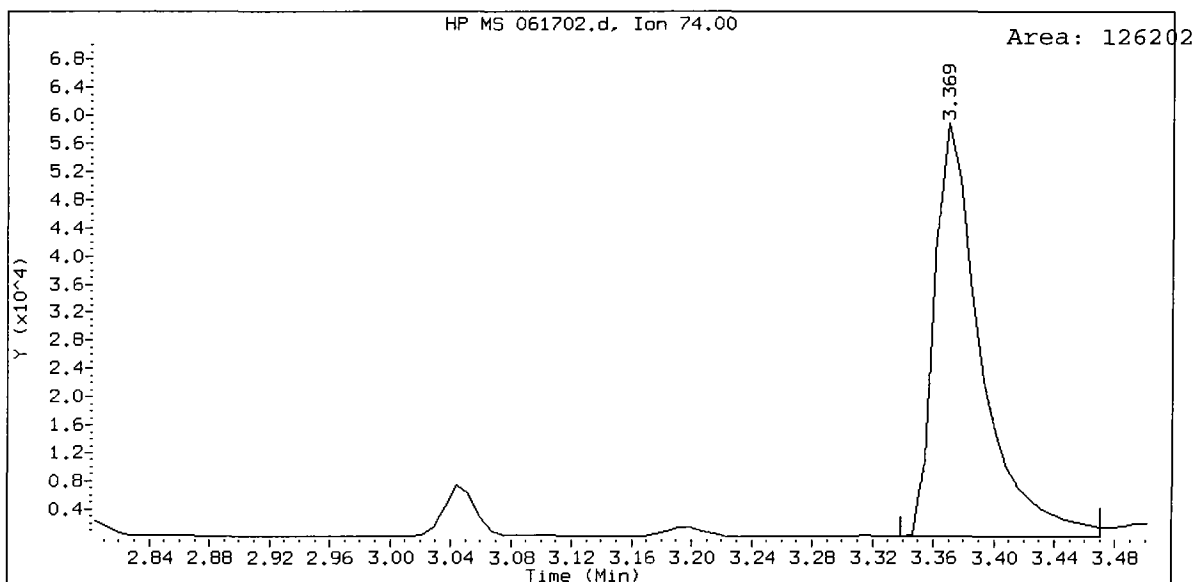
/chem3/nt2.i/20090617.b/061702.d











SIM Semivolatile Analysis
Extraction Bench Sheets/Run Logs

prepared
for

ENVIROMENTAL SCIENCE CORP.

Project: JELD-WEN NORD DOOR

ARI JOB NO: PB44

prepared
by

Analytical Resources, Inc.



Preparation Test BAN # 7

ARI Job No(s) PB44

SIM BAN

Batch set up by: JH

Bottle #	Extraction Requirements	Verify Client ID	Volume Extracted	KD	Turbo Vap 1 2 3	GPC Prep Filter (1:1)	(REQ)	Post GPC KD	Turbo Vap 1 2 3	Final Effective Volume	Volume to Lab	Comments
							GPC (1:1) 1 or 2 Y N 6/11/09					
	MBS PB44	Date 6-7-09	16g			.45				1mL	1mL	(Use 5g Pre-Deactivated Sodium Sulfate for Blanks)
	SBS ↓	↓	↓		↓	↓	↓	↓	↓	↓	↓	↓
	SBS Dup.		↓							↓	↓	↓
3	PB44 A	verified	20.25g			GDX						
4	B		21.37g			.45						
3	C		22.54g			↓						
3	D		24.83g			GDX						
3	E		34.85g			GDX						
3	F		26.12g			GDX						
4	G		24.61g			.45						
4	H		19.44g			↓						
↓	Hms		19.21g			GDX						
↓	Hmsd		19.45g			.45						
4	I		19.65g			↓						
4	J		23.67g			GDX						
4	K		32.29g									
4	L		32.67g									
4	M		35.07g									
4	N		31.80g									
4	O		26.48g									
Analyst/Date:		PD 6-9-09		AR 6-11-09	CSZ 6-11-09			RF 6-12-09	SP 6-12-09			

Standard	Standard ID	Volume	Expiration Date	Analyst	Witness
Diluted Surrogate	C2	100µL	3/13/14	PD	AC
Diluted Full List Spike	24	250µL	2/20/14	PD	AC
Diluted Base Spike	23	250µL	3/24/14	PD	AC
Diluted Acid Spike	14	250µL	4/14/14	PD	AC

Extraction Time: 11:50

SPECIAL INSTRUCTIONS: 1. Weigh soil/sed into 600mL or 400mL beakers. 2. Use 5g Pre-Deactivated Sodium Sulfate for Blanks. 3. Add surr/spike. 4. Add 1:1 DCM/Acetone. 5. Dry using neutral sodium sulfate-25g Max at first-A small amt of Additional sulfate may be needed after 10 min. or before 2nd sonication? 6. Sonicate 2X with 1:1 DCM/Acetone + 1X DCM only. 7. Collect into 500mL flask + Lg funnel with a small amount pre-deactivated glasswool only (NO SODIUM SULFATE). 8. KD (Small Drying Column with pre-deactivated glasswool plug+neutral Sodium Sulfate) at 85-90°. (Blanks=only 5g Sodium Sulfate. 9. TurboVap. 10. GPC Required (1:1) 11. KD (after GPC=No drying column) at 80°. 12. TurboVap. 13. Vial in DCM. A. Need Total Solids Y (N) B. Archive/Freeze Y (N)



Analytical Resources, Incorporated
Analytical Chemists and Consultants

Organic Extractions Laboratory Analyst Notes

ARI Job No.: PB44

Client ID: Environmental Science Corp

Parameter: SM SVOA

Client Project: Jeld-Wen North Door

SOP Number(s): 3745

No Anomalies:

List problems, concerns, corrective actions and any other pertinent information

PB44 D = one small drop of surrogate left out of sample beaker while surrogating.
Sample F = a small amount of solvent spilled out of beaker while performing the
first sonication due to the setting being a little high for a fairly small sample amount.

6/9/09 PD

EXTRACTS H, Hms, Hmsd = Hms required a GDX filter where H & Hmsd did not - used 0.45µm

6/11/09 CJZ

Hms and Hmsd chromatograms did not match 6/11/09 CJZ

Analyst Initials:

PD

Date:

~~6-9-09~~

TH

TH

Analytical Resources Inc.: Organics Instrument Log

NT-2 Serial No.: 82321977

Date: 5/14/09 Analysis: SIM ABN Analyst: jk
 GC Program: SIMWIND Column No.: 154325 Column Type: 255 µsi
 Instrument Tune (.U or .CT.): 90313.U EM Voltage: 2400
 Calibration File: df0511 Curve Date: 5/14/09

IS/SS	Ical/Ccal	LCS/ICV
<u>1584-1</u>	<u>1550-1,2</u> <u>(1551, 1552, 1553)-1</u>	

INTERNAL STANDARD SUMMARY FOR DATABATCH - /chem3/nt2.i/20090511.b/tune.b

Time	Filename	LabID	ClientId	DF
1	1113 fe0511.d	ABN 25		1 NO ISTDs FOUND
2	1217 ic051101.d	ABN 2.5		1 7.88 119785 9.88 372217 12.72 182713 15.09 286879 19.41 251912 21.58 231524
3	1250 ic051102.d	ABN 10		1 7.89 163823 9.90 475727 12.72 232658 15.11 392733 19.43 346324 21.58 314498
4	1323 ic051103.d	ABN 0.1		1 7.89 129315 9.88 365716 12.72 175890 15.09 301577 19.41 269577 21.57 249669
5	1357 ic051104.d	ABN 5		1 7.89 141854 9.88 426510 12.72 209873 15.11 336119 19.41 301395 21.58 274183
6	1432 ic051105.d	ABN 0.5		1 7.88 133094 9.88 388129 12.72 197507 15.09 320964 19.41 281495 21.57 255895
7	1506 ic051106.d	ABN 1		1 7.88 141330 9.88 409195 12.72 210100 15.09 330345 19.41 285999 21.57 270022
8	1540 ic051107.d	ICV		1 7.88 137062 9.88 379995 12.72 206756 15.09 313632 19.41 294587 21.57 271892
9	1639 051101.d	OW95MBS1	OW95MBS1	1 7.87 125969 9.88 395227 12.72 194966 15.09 303242 19.41 260191 21.57 171087
10	1713 051102.d	OW95LCSS1	OW95LCSS1	1 7.87 124262 9.88 382642 12.72 191566 15.09 298149 19.41 257000 21.57 187290
11	1747 051103.d	OW95SRM1	SQ-1	1 7.89 121581 9.88 379628 12.72 185402 15.11 302538 19.41 214426 21.58 176133
12	1821 051104.d	OW95A	LDW-ISWM-A5-01 3	1 7.89 114479 9.90 342236 12.73 203830 15.14 390990 19.49 199028 21.65 68515
13	1855 051105.d	OW95H	LDW-ISWM-A3-02 5	1 7.89 127419 9.88 346120 12.72 180761 15.11 286094 19.46 224707 21.63 79715

jk
5/13/09

Maintenance / Comments

New liner, clip col.

Maintenance Verification (Identify ICal or CCal that demonstrates the instrument is in control): df051101

Every line must contain information or be lined out. Make all entries legible. Start a new page for each QC period.



GC/MS SVOA Analyst Notes / Corrective Action Log

ARI Project ID: _____ Client ID: _____

ARI SOP: **801S**(SIM-PNA) **802S**(BTS-HX) **803S**(BTS-PW) **804S**(8270D)

Parameter(s): NT2 SIM ABN CURUR 5/11/09

Instrument: NT-1 **NT-2** NT-4 NT-6 NT-8

Curve Date: _____ Analysis Start Date: _____

DFTPP Tune Meets Criteria?	YES / NO	Internal Standard Meets Criteria?	YES / NO
DDT Breakdown <20%?	YES / NO / NA	Method Blank In Control?	YES / NO
Peak Tailing Factor In Control?	YES / NO / NA	LCS / LCSD Recovery In Control?	YES / NO
ICal Meets RF & %RSD Criteria?	YES / NO	Surrogate Recovery In Control?	YES / NO
CCal Meets RF & %RSD Criteria?	YES / NO	Special Analysis Criteria Met?	YES / NO / NA

Detail problems, corrective actions and/or other pertinent information below (use reverse side when necessary):

All samples < 20% (BST)

Additional Details on Reverse: Yes / No

Analyst Signature: *[Signature]* Date: 5/12/09

Reviewer's Signature: *[Signature]* Date: 6/18/09

Analytical Resources Inc.: Organics Instrument Log

NT-2 Serial No.: 82321977

Date: 6/16/09 Analysis: SIM APN Analyst: pk

GC Program: SIMWIND Column No: 154335 Column Type: ZEMSI

Instrument Tune (.U or .CT.): 090313.U EM Voltage: 2647

Calibration File: fs0616 Curve Date: 5/16/09

IS/SS	Ical/Ccal	LCS/ICV
<u>1584-1</u>	<u>1550-1,2</u> <u>(1551, 1552, 1553)-1</u>	

Time	Filename	LabID	ClientID	DF															
1	1003	fs0616.d	ABN 25	1	7.38	1015041	9.37	3696634	12.20	1925048	14.55	3081768	18.85	3007472	20.99	2537808			
2	1048	cc0616.d	ABN 2.5	1	7.37	132014	9.34	417153	12.17	190197	14.53	313552	18.81	261538	20.95	222745			
3	1125	061601.d	PB44MBS1	PB44MBS1	1	7.35	137704	9.34	425736	12.17	205592	14.53	331730	18.80	246306	20.95	89979		
4	1159	061602.d	PB44LCSS1	PB44LCSS1	1	7.35	134381	9.34	416673	12.17	208051	14.53	334267	18.81	241061	20.95	94119		
5	1233	061603.d	PB44A	3SED4-A	1	7.37	132671	9.34	405979	12.18	184301	14.53	285677	18.81	213557	20.97	161216		
6	1307	061604.d	PB44B	3SED4-B	1	7.37	134035	9.34	419683	12.17	187552	14.53	312857	18.81	218519	20.97	151844		
7	1341	061605.d	PB44C	3SED4-C	1	7.37	132869	9.34	407038	12.17	188968	14.53	321516	18.81	213259	20.97	147003		
8	1416	061606.d	PB44D	3SED3-A	1	7.37	133886	9.34	397860	12.18	190700	14.53	281748	18.83	145111	21.01	64764		
9	1450	061607.d	PB35J	3SED2-C	3	7.37	147571	9.34	416997	12.18	214856	14.54	390729	18.83	221016	21.00	105189		
10	1524	061608.d	PB44MBS1	PB44MBS1	1	7.37	141922	9.34	422007	12.18	205993	14.53	341380	18.81	187812	20.97	74162		
11	1558	061609.d	PB44LCSS1	PB44LCSS1	1	7.37	135088	9.34	406647	12.18	201148	14.53	326061	18.81	208099	20.97	78547		
12	1632	061610.d	PB44E	3SED3-B	1	7.37	131151	9.34	392504	12.18	195985	14.53	318567	18.83	149953	20.98	60332		
13	1707	061611.d	PB44F	3SED3-C	1	7.37	129841	9.34	384314	12.18	200024	14.53	315754	18.83	134175	21.00	55840		
14	1741	061612.d	PB44G	3SED6-A	1	7.37	130455	9.34	378052	12.18	190367	14.53	326508	18.81	135267	20.97	49698		
15	1815	061613.d	PB44H	3SED6-B	1	7.37	132245	9.34	393967	12.18	194225	14.53	321600	18.81	147484	20.97	63854		
16	1849	061614.d	PB44HMS	3SED6-B MS	1	7.37	128688	9.34	382549	12.18	192373	14.53	298036	18.83	140198	20.97	50095		
17	1924	061615.d	PB44HMSD	3SED6-B MSD	1	7.37	132592	9.34	394676	12.18	198108	14.53	337595	18.81	143248	20.95	51536		
18	1958	061616.d	PB44I	3SED6-C	1	7.37	128888	9.34	384179	12.18	185726	14.53	329140	18.81	144291	20.97	59775		
19	2033	061617.d	PB44J	3SED7-A	1	7.37	126600	9.34	377931	12.18	196597	14.53	309459	18.83	114085	20.98	43257		
20	2108	061618.d	PB44K	3SED7-B	1	7.38	131209	9.34	385005	12.18	204975	14.53	325170	18.83	126528	20.97	51970		
21	2143	061619.d	PB44L	3SED7-C	1	7.38	130418	9.34	373078	12.18	196735	14.53	329315	18.83	123234	20.98	48937		
22	2217	061620.d	PB44M	3SED9-A	1	7.39	129231	9.34	370298	12.18	196390	14.54	365043	18.84	125684	21.00	46320		
23	2252	061621.d	PB44N	3SED9-B	1	7.38	131886	9.34	380860	12.18	205646	14.54	368840	18.84	133592	21.00	60424		
24	2327	061622.d	PB44O	3SED9-C	1	7.39	127793	9.34	372232	12.18	196264	14.54	353512	18.84	120976	21.00	46375		

pk
6/17/09

Maintenance Verification (Identify ICal or CCal that demonstrates the instrument is in control): cc0616

Every line must contain information or be lined out. Make all entries legible. Start a new page for each QC period.

Analytical Resources Inc.: Organics Instrument Log

NT-2 Serial No.: 82321977

Date: 6/17/09 Analysis: SUMABN Analyst: pk

GC Program: SUMWIND Column No.: 154335 Column Type: 245 usi

Instrument Tune (.U or .CT.): 020313.U EM Voltage: 2647

Calibration File: AS0617 Curve Date: 5/11/09

IS/SS	Ical/Ccal	LCS/ICV
<u>1584-1</u>	<u>1550-1,2</u> <u>(1551, 1552, 1553) - 1</u>	

INTERNAL STANDARD SUMMARY FOR DATABATCH - /chem3/nt2.i/20090617.b

Time	Filename	LabID	Clientid	DF
1	1021 fs0617.d	ABN 25		1 7.29 991977 9.28 3613208 12.11 1936615 14.47 3243581 18.77 3188641 20.91 2403553
2	1211 cc0617.d	ABN 2.5		1 7.28 144666 9.26 422864 12.08 214881 14.45 351672 18.73 299528 20.87 236527
3	1314 061701.d	PB44MBS1	PB44MBS1	1 7.27 184235 9.24 541859 12.08 264587 14.44 442822 18.73 343623 20.88 166639
4	1348 061702.d	PB44LCSS1	PB44LCSS1	1 7.27 166797 9.24 488662 12.08 238808 14.44 380696 18.73 324446 20.87 164961
5	1423 061703.d	PB44A	3SED4-A	1 7.27 153969 9.24 439765 12.08 224714 14.45 355112 18.73 259124 20.90 186634
6	1457 061704.d	PB44B	3SED4-B	1 7.28 151606 9.24 437146 12.08 226265 14.44 391921 18.73 260828 20.90 188843
7	1531 061705.d	PB44C	3SED4-C	1 7.28 164068 9.26 469486 12.08 246410 14.44 433253 18.74 284768 20.90 177664
8	1606 061706.d	PB44D	3SED3-A	3 7.28 137211 9.26 391139 12.08 202060 14.45 341538 18.75 212470 20.93 93765
9	1640 061707.d	PB44E	3SED3-B	3 7.28 146253 9.26 426365 12.08 213637 14.44 364447 18.74 220857 20.90 95272
10	1714 061708.d	PB44F	3SED3-C	3 7.28 146021 9.26 411327 12.08 203735 14.44 367162 18.75 209470 20.90 90389
11	1748 061709.d	PB44G	3SED6-A	3 7.28 141328 9.26 414691 12.08 201761 14.44 365506 18.73 218886 20.88 85770
12	1823 061710.d	PB44H	3SED6-B	3 7.28 139868 9.26 404812 12.08 204255 14.44 375200 18.73 238684 20.88 92093
13	1857 061711.d	PB44HMS	3SED6-B MS	3 7.28 143559 9.26 399712 12.08 207632 14.45 347864 18.73 228733 20.88 92655
14	1931 061712.d	PB44HMSD	3SED6-B MSD	3 7.28 141148 9.24 390807 12.08 214249 14.45 372535 18.73 267220 20.87 96256
15	2006 061713.d	PB44I	3SED6-C	3 7.28 136104 9.24 381115 12.08 206451 14.45 360558 18.73 231055 20.87 93135
16	2040 061714.d	PB44J	3SED7-A	3 7.29 135453 9.26 383956 12.08 205886 14.44 328344 18.73 198961 20.90 75424
17	2115 061715.d	PB44K	3SED7-B	3 7.28 142631 9.26 389656 12.08 210139 14.44 353004 18.73 196718 20.88 81941
18	2149 061716.d	PB44L	3SED7-C	3 7.28 128363 9.26 356219 12.08 191719 14.44 334358 18.73 188215 20.88 73711
19	2223 061717.d	PB44M	3SED9-A	3 7.28 135215 9.26 378986 12.08 202688 14.45 378832 18.74 196739 20.90 75001
20	2258 061718.d	PB44N	3SED9-B	3 7.28 134843 9.26 375726 12.08 200581 14.45 372358 18.74 193571 20.90 74798
21	2332 061719.d	PB44O	3SED9-C	3 7.28 134674 9.26 382514 12.08 198392 14.45 364301 18.73 193652 20.90 74406

[Handwritten signature]
6/18/09

Maintenance Verification (Identify ICal or CCal that demonstrates the instrument is in control): cc0617
Every line must contain information or be lined out. Make all entries legible. Start a new page for each QC period.



GC/MS SVOA Analyst Notes / Corrective Action Log

ARI Project ID: PR44 Client ID: BSC

ARI SOP: **801S(SIM-PNA)** **802S(BTS-HX)** **803S(BTS-PW)** **804S(8270D)**

Parameter(s): SUM AIN

Instrument: NT-1 (NT-2) NT-4 NT-6 NT-8

Curve Date: 5/11/09 Analysis Start Date: 6/16/09

DFTPP Tune Meets Criteria?	<u>YES</u> / NO	Internal Standard Meets Criteria?	YES / <u>NO</u>
DDT Breakdown <20%?	<u>YES</u> / NO / NA	Method Blank In Control?	<u>YES</u> / NO
Peak Tailing Factor In Control?	<u>YES</u> / NO / NA	LCS / LCSD Recovery In Control?	<u>YES</u> / NO
ICal Meets RF & %RSD Criteria?	<u>YES</u> / NO	Surrogate Recovery In Control?	<u>YES</u> / NO
CCal Meets RF & %RSD Criteria?	<u>YES</u> / NO	Special Analysis Criteria Met?	YES / NO / NA

Detail problems, corrective actions and/or other pertinent information below (use reverse side when necessary):

Almost all samples run 2x (1x and 3x) due to d12-perylene IS going out. Still out @ 3x.
 - presume due to addts/matrix
 - report both runs
 See Analyst (Ext) notes

Additional Details on Reverse: Yes / No

Analyst Signature: [Signature] Date: 6/18/09

Reviewer's Signature: [Signature] Date: 6/19/09

PCB Analysis
QC Summary Data

prepared
for

ENVIROMENTAL SCIENCE CORP.

Project: JELD-WEN NORD DOOR

ARI JOB NO: PB44

prepared
by

Analytical Resources, Inc.

PB44 : 00891

SW8082/PCB SOIL/SEDIMENT SURROGATE RECOVERY SUMMARY

Matrix: Sediment

QC Report No: PB44-ENVIROMENTAL SCIENCE CORP.
Project: JELD-WEN NORD DOOR

<u>Client ID</u>	<u>DCBP % REC</u>	<u>DCBP LCL-UCL</u>	<u>TCMX % REC</u>	<u>TCMX LCL-UCL</u>	<u>TOT OUT</u>
3SED4-A	89.9%	34-141	78.4%	38-102	0
3SED4-B	80.6%	34-141	74.0%	38-102	0
3SED4-C	82.2%	34-141	71.1%	38-102	0
MB-061009	64.8%	40-109	57.8%	35-100	0
LCS-061009	67.5%	40-109	54.0%	35-100	0
3SED3-A	NR	34-141	72.5%	38-102	0
3SED3-A MS	102%	34-141	77.8%	38-102	0
3SED3-A MSD	109%	34-141	77.4%	38-102	0
3SED3-B	113%	34-141	68.8%	38-102	0
3SED3-C	107%	34-141	73.5%	38-102	0
3SED6-A	99.8%	34-141	68.1%	38-102	0
3SED6-B	82.4%	34-141	67.1%	38-102	0
3SED6-C	90.4%	34-141	75.5%	38-102	0
3SED7-A	105%	34-141	80.0%	38-102	0
3SED7-B	82.5%	34-141	72.0%	38-102	0
3SED7-C	108%	34-141	79.4%	38-102	0
3SED9-A	118%	34-141	79.4%	38-102	0
3SED9-B	105%	34-141	73.9%	38-102	0
3SED9-C	92.2%	34-141	71.9%	38-102	0

Low Level PSDDA Control Limits

Prep Method: SW3550B

Log Number Range: 09-12787 to 09-12801

ORGANICS ANALYSIS DATA SHEET

PSDDA PCB by GC/ECD

Page 1 of 1


Sample ID: 3SED3-A

MS/MSD

Lab Sample ID: PB44D

LIMS ID: 09-12790

Matrix: Sediment

Data Release Authorized: 

Reported: 06/17/09

QC Report No: PB44-ENVIROMENTAL SCIENCE CORP.

Project: JELD-WEN NORD DOOR

Date Sampled: 06/04/09

Date Received: 06/04/09

Date Extracted MS/MSD: 06/10/09

Sample Amount MS: 25.3 g-dry-wt

MSD: 25.4 g-dry-wt

Date Analyzed MS: 06/14/09 01:37

Final Extract Volume MS: 1.0 mL

MSD: 06/14/09 01:54

MSD: 1.0 mL

Instrument/Analyst MS: ECD5/JGR

Dilution Factor MS: 5.00

MSD: ECD5/JGR

MSD: 5.00

GPC Cleanup: No

Silica Gel: Yes

Sulfur Cleanup: Yes

Percent Moisture: 16.3%

Acid Cleanup: Yes

Florisil Cleanup: No


Analyte	Sample	MS	Spike Added-MS	MS Recovery	MSD	Spike Added-MSD	MSD Recovery	RPD
Aroclor 1016	< 4.0 U	12.5	19.8	63.1%	13.4	19.7	68.0%	6.9%
Aroclor 1260	7.3	24.4	19.8	86.4%	27.3	19.7	102%	11.2%

Results reported in $\mu\text{g}/\text{kg}$ (ppb)

RPD calculated using sample concentrations per SW846.

ORGANICS ANALYSIS DATA SHEET
PSDDA PCB by GC/ECD
 Page 1 of 1

Sample ID: LCS-061009
LAB CONTROL

Lab Sample ID: LCS-061009
 LIMS ID: 09-12790
 Matrix: Sediment
 Data Release Authorized: 
 Reported: 06/17/09

QC Report No: PB44-ENVIRONMENTAL SCIENCE CORP.
 Project: JELD-WEN NORD DOOR

Date Sampled: NA
 Date Received: NA

Date Extracted: 06/10/09
 Date Analyzed: 06/14/09 00:11
 Instrument/Analyst: ECD5/JGR
 GPC Cleanup: No
 Sulfur Cleanup: Yes
 Acid Cleanup: Yes
 Florisil Cleanup: No

Sample Amount: 25.0 g-dry-wt
 Final Extract Volume: 1.0 mL
 Dilution Factor: 1.00
 Silica Gel: Yes
 Percent Moisture: NA

Analyte	Lab Control	Spike Added	Recovery
Aroclor 1016	12.3	20.0	61.5%
Aroclor 1260	15.8	20.0	79.0%

PCB Surrogate Recovery

Decachlorobiphenyl	67.5%
Tetrachlorometaxylene	54.0%

Results reported in $\mu\text{g}/\text{kg}$ (ppb)

4
PCB METHOD BLANK SUMMARY

BLANK NO.

PB44MBS1

Lab Name: ANALYTICAL RESOURCES, INC	Client: ESC
ARI Job No.: PB44	Project: JELD-WEN NORD DOOR
Lab Sample ID: PB44MBS1	Lab File ID: 0613B044
Date Extracted: 06/10/09	Matrix: SOLID
Date Analyzed: 06/13/09	Instrument ID: ECD5
Time Analyzed: 2354	GC Columns: ZB5/ZB35

THIS METHOD BLANK APPLIES TO THE FOLLOWING SAMPLES, MS and MSD:

	CLIENT SAMPLE NO.	LAB SAMPLE ID	DATE ANALYZED
	=====	=====	=====
01	PB44LCSS1	PB44LCSS1	06/14/09
02	3SED4-A	PB44A	06/14/09
03	3SED4-B	PB44B	06/14/09
04	3SED4-C	PB44C	06/14/09
05	3SED3-A	PB44D	06/14/09
06	3SED3-A MS	PB44DMS	06/14/09
07	3SED3-A MSD	PB44DMSD	06/14/09
08	3SED3-B	PB44E	06/14/09
09	3SED3-C	PB44F	06/14/09
10	3SED6-A	PB44G	06/14/09
11	3SED6-B	PB44H	06/14/09
12	3SED6-C	PB44I	06/14/09
13	3SED7-A	PB44J	06/15/09
14	3SED7-B	PB44K	06/15/09
15	3SED7-C	PB44L	06/15/09
16	3SED9-A	PB44M	06/15/09
17	3SED9-B	PB44N	06/15/09
18	3SED9-C	PB44O	06/15/09
19	OWS132-060809	PB85A	06/15/09
20	CB185-060809	PB85E	06/15/09

ALL RUNS ARE DUAL COLUMN

FORM 8
PCB INTERNAL STANDARD AREA AND RT SUMMARY

Lab Name: ANALYTICAL RESOURCES, INC

Client: ENVIRO SCI CORP

ARI Job No.: PB44

Project: JELD-WEN NORD DOOR

GC Column: ZB5

ID: 0.53 (mm)

Instrument ID: ECD5

Init. Calib. Date: 06/07/09

THE ANALYTICAL SEQUENCE OF PERFORMANCE EVALUATION MIXTURES, BLANKS,
SAMPLES, AND STANDARDS IS GIVEN BELOW:

				IS1 AREA	RT	IS2 AREA	RT	
=====				=====	=====	=====	=====	
ICAL MIDPT				30034732	1.761	12924817	11.307	
UPPER LIMIT				60069464	1.861	25849634	11.407	
LOWER LIMIT				15017366	1.661	6462408	11.207	
				IS1 AREA	RT	IS2 AREA	RT	
CLIENT SAMPLE NO.	LAB SAMPLE ID	DATE ANALYZED	TIME	=====	=====	=====	=====	
01	IB	06/07/09	0822	29887365	1.755	12901852	11.307	
02	0.25 PPM AR1	06/07/09	0839	30034732	1.761	12924817	11.307	
03	0.02 PPM AR1	06/07/09	0856	29369163	1.760	12848888	11.308	
04	1 PPM AR1660	06/07/09	0913	31598915	1.756	13740600	11.308	
05	0.1 PPM AR16	06/07/09	0930	30012814	1.758	13053340	11.308	
06	0.5 PPM AR16	06/07/09	0948	30019383	1.758	12990089	11.307	
07	ZZZZZ	06/07/09	1005	30086173	1.757	13150790	11.307	
08	AR1242	06/07/09	1022	30167469	1.759	13147198	11.307	
09	AR1248	06/07/09	1039	30307679	1.761	13195695	11.307	
10	AR1254	06/07/09	1056	30117529	1.762	13234814	11.307	
11	AR2162	06/07/09	1113	30155380	1.760	13091416	11.307	
12	AR3268	06/07/09	1130	30793809	1.759	13362803	11.307	
13	AR1248	06/13/09	2319	28324441	1.755	10699528	11.307	
14	AR1660	06/13/09	2336	30065368	1.765	11450186	11.307	
15	PB44MBS1	PB44MBS1	06/13/09	2354	31144153	1.762	12365913	11.307
16	PB44LCSS1	PB44LCSS1	06/14/09	0011	31496328	1.765	12244043	11.306
17	3SED4-A	PB44A	06/14/09	0028	28594227	1.764	10778891	11.307
18	3SED4-B	PB44B	06/14/09	0045	28009406	1.762	10320465	11.307
19	3SED4-C	PB44C	06/14/09	0103	29140188	1.762	10778554	11.307
20	3SED3-A	PB44D	06/14/09	0120	29171976	1.771	10451213	11.310
21	3SED3-A MS	PB44DMS	06/14/09	0137	28582622	1.767	9938023	11.310
22	3SED3-A MSD	PB44DMSD	06/14/09	0154	27894264	1.770	9190345	11.310
23	3SED3-B	PB44E	06/14/09	0211	29540739	1.771	9189157	11.309
24	3SED3-C	PB44F	06/14/09	0229	27098317	1.770	9262847	11.309
25	3SED6-A	PB44G	06/14/09	0246	28316982	1.764	8892451	11.307
26	3SED6-B	PB44H	06/14/09	0303	28812721	1.768	9175320	11.308
27	3SED6-C	PB44I	06/14/09	0320	28239011	1.765	9478786	11.307
28		AR1242	06/14/09	0337	27806893	1.762	8874244	11.307
29		AR1660	06/14/09	0355	29938487	1.764	9739205	11.308
30		AR1242	06/15/09	1129	25552118	1.768	8751214	11.308
31		AR1660	06/15/09	1147	27944327	1.765	9827983	11.308
32	3SED7-A	PB44J	06/15/09	1204	28477204	1.769	10017364	11.309

IS1 = 1-Bromo-2-Nitrobenzene RT Window = RT +/- 0.1 min
IS2 = Hexabromobiphenyl

* Indicates value outside QC Limits

FORM 8
PCB INTERNAL STANDARD AREA AND RT SUMMARY

Lab Name: ANALYTICAL RESOURCES, INC Client: ENVIRO SCI CORP
 ARI Job No.: PB44 Project: JELD-WEN NORD DOOR
 GC Column: ZB5 ID: 0.53 (mm) Instrument ID: ECD5
 Init. Calib. Date: 06/07/09

THE ANALYTICAL SEQUENCE OF PERFORMANCE EVALUATION MIXTURES, BLANKS,
 SAMPLES, AND STANDARDS IS GIVEN BELOW:

				IS1 AREA	RT	IS2 AREA	RT	
=====				=====	=====	=====	=====	
ICAL MIDPT				30034732	1.761	12924817	11.307	
UPPER LIMIT				60069464	1.861	25849634	11.407	
LOWER LIMIT				15017366	1.661	6462408	11.207	
=====				=====	=====	=====	=====	
CLIENT SAMPLE NO.	LAB SAMPLE ID	DATE ANALYZED	TIME	IS1 AREA	RT	IS2 AREA	RT	
=====	=====	=====	=====	=====	=====	=====	=====	
33	3SED7-B	PB44K	06/15/09	1221	27559527	1.769	9836115	11.308
34	3SED7-C	PB44L	06/15/09	1238	27242833	1.764	9756735	11.309
35	3SED9-A	PB44M	06/15/09	1255	26529587	1.764	9431028	11.308
36	3SED9-B	PB44N	06/15/09	1312	27894155	1.765	10324371	11.308
37	3SED9-C	PB44O	06/15/09	1330	27532183	1.762	9669926	11.308
38	ZZZZZ	ZZZZZ	06/15/09	1347	26170727	1.766	9623432	11.308
39	ZZZZZ	ZZZZZ	06/15/09	1404	28876869	1.762	10297956	11.307
40		AR1248	06/15/09	1421	25914269	1.762	8829878	11.307
41		AR1660	06/15/09	1438	28193289	1.764	9764614	11.307

IS1 = 1-Bromo-2-Nitrobenzene RT Window = RT +/- 0.1 min
 IS2 = Hexabromobiphenyl

* Indicates value outside QC Limits

FORM 8
PCB INTERNAL STANDARD AREA AND RT SUMMARY

Lab Name: ANALYTICAL RESOURCES, INC

Client: ENVIRO SCI CORP

ARI Job No.: PB44

Project: JELD-WEN NORD DOOR

GC Column: ZB35 ID: 0.53 (mm)

Instrument ID: ECD5

Init. Calib. Date: 06/07/09

THE ANALYTICAL SEQUENCE OF PERFORMANCE EVALUATION MIXTURES, BLANKS,
SAMPLES, AND STANDARDS IS GIVEN BELOW:

				IS1 AREA	RT	IS2 AREA	RT	
=====				=====	=====	=====	=====	
ICAL MIDPT				33277512	3.099	11348053	12.349	
UPPER LIMIT				66555024	3.199	22696106	12.449	
LOWER LIMIT				16638756	2.999	5674026	12.249	
=====				=====	=====	=====	=====	
CLIENT SAMPLE NO.	LAB SAMPLE ID	DATE ANALYZED	TIME	IS1 AREA	RT	IS2 AREA	RT	
=====								
01	IB	06/07/09	0822	33185708	3.098	11275214	12.349	
02	0.25 PPM AR1	06/07/09	0839	33277512	3.099	11348053	12.349	
03	0.02 PPM AR1	06/07/09	0856	32683455	3.098	11133973	12.350	
04	1 PPM AR1660	06/07/09	0913	34761569	3.097	11959049	12.350	
05	0.1 PPM AR16	06/07/09	0930	33204809	3.100	11361303	12.349	
06	0.5 PPM AR16	06/07/09	0948	33251696	3.098	11335962	12.350	
07	ZZZZZ	06/07/09	1005	33173937	3.101	11376607	12.350	
08	AR1242	06/07/09	1022	33295484	3.100	11411072	12.350	
09	AR1248	06/07/09	1039	33578987	3.100	11440312	12.349	
10	AR1254	06/07/09	1056	33481987	3.103	11520226	12.349	
11	AR2162	06/07/09	1113	33453094	3.101	11405896	12.349	
12	AR3268	06/07/09	1130	34110441	3.100	11603540	12.349	
13	AR1248	06/13/09	2319	32230318	3.090	10652378	12.344	
14	AR1660	06/13/09	2336	34116329	3.097	11319787	12.344	
15	PB44MBS1	PB44MBS1	06/13/09	2354	31159865	3.095	12316408	12.344
16	PB44LCSS1	PB44LCSS1	06/14/09	0011	36159617	3.098	11944808	12.343
17	3SED4-A	PB44A	06/14/09	0028	32392419	3.098	11340925	12.344
18	3SED4-B	PB44B	06/14/09	0045	31623836	3.098	10751478	12.344
19	3SED4-C	PB44C	06/14/09	0103	32725541	3.099	11250051	12.343
20	3SED3-A	PB44D	06/14/09	0120	32730065	3.103	11113474	12.346
21	3SED3-A MS	PB44DMS	06/14/09	0137	32425471	3.101	10674403	12.346
22	3SED3-A MSD	PB44DMSD	06/14/09	0154	31587108	3.102	9968434	12.346
23	3SED3-B	PB44E	06/14/09	0211	31342727	3.101	10120133	12.346
24	3SED3-C	PB44F	06/14/09	0229	30320475	3.102	9795722	12.346
25	3SED6-A	PB44G	06/14/09	0246	32534378	3.099	9613082	12.345
26	3SED6-B	PB44H	06/14/09	0303	33313001	3.102	9857398	12.345
27	3SED6-C	PB44I	06/14/09	0320	32567023	3.102	9939070	12.345
28		AR1242	06/14/09	0337	32403366	3.098	9478779	12.343
29		AR1660	06/14/09	0355	34518373	3.096	10238402	12.345
30		AR1242	06/15/09	1129	28782788	3.099	8964755	12.344
31		AR1660	06/15/09	1147	31714782	3.100	9878141	12.344
32	3SED7-A	PB44J	06/15/09	1204	31219755	3.102	10591741	12.344

IS1 = 1-Bromo-2-Nitrobenzene RT Window = RT +/- 0.1 min
IS2 = Hexabromobiphenyl

* Indicates value outside QC Limits

FORM 8
PCB INTERNAL STANDARD AREA AND RT SUMMARY

Lab Name: ANALYTICAL RESOURCES, INC Client: ENVIRO SCI CORP
 ARI Job No.: PB44 Project: JELD-WEN NORD DOOR
 GC Column: ZB35 ID: 0.53 (mm) Instrument ID: ECD5
 Init. Calib. Date: 06/07/09

THE ANALYTICAL SEQUENCE OF PERFORMANCE EVALUATION MIXTURES, BLANKS,
 SAMPLES, AND STANDARDS IS GIVEN BELOW:

				IS1 AREA	RT	IS2 AREA	RT	
=====				=====	=====	=====	=====	
ICAL MIDPT				33277512	3.099	11348053	12.349	
UPPER LIMIT				66555024	3.199	22696106	12.449	
LOWER LIMIT				16638756	2.999	5674026	12.249	
=====				=====	=====	=====	=====	
CLIENT SAMPLE NO.	LAB SAMPLE ID	DATE ANALYZED	TIME	IS1 AREA	RT	IS2 AREA	RT	
=====	=====	=====	=====	=====	=====	=====	=====	
33	3SED7-B	PB44K	06/15/09	1221	30837678	3.100	10346382	12.344
34	3SED7-C	PB44L	06/15/09	1238	30725931	3.097	10314391	12.344
35	3SED9-A	PB44M	06/15/09	1255	29258444	3.096	10290145	12.344
36	3SED9-B	PB44N	06/15/09	1312	31290589	3.101	10260161	12.344
37	3SED9-C	PB44O	06/15/09	1330	30934118	3.095	10463251	12.344
38	ZZZZZ	ZZZZZ	06/15/09	1347	29232200	3.098	9745871	12.343
39	ZZZZZ	ZZZZZ	06/15/09	1404	32813701	3.096	10416883	12.343
40		AR1248	06/15/09	1421	29736878	3.095	9071118	12.343
41		AR1660	06/15/09	1438	32547580	3.096	9917879	12.343

IS1 = 1-Bromo-2-Nitrobenzene RT Window = RT +/- 0.1 min
 IS2 = Hexabromobiphenyl

* Indicates value outside QC Limits

PCB Analysis
Sample Data

prepared
for

ENVIROMENTAL SCIENCE CORP.

Project: JELD-WEN NORD DOOR

ARI JOB NO: PB44

prepared
by

Analytical Resources, Inc.

ORGANICS ANALYSIS DATA SHEET

PSDDA PCB by GC/ECD

Page 1 of 1

Sample ID: 3SED4-A

SAMPLE

Lab Sample ID: PB44A

LIMS ID: 09-12787

Matrix: Sediment

Data Release Authorized: *AB*

Reported: 06/17/09

QC Report No: PB44-ENVIRONMENTAL SCIENCE CORP.

Project: JELD-WEN NORD DOOR

Date Sampled: 06/04/09

Date Received: 06/04/09

Date Extracted: 06/10/09

Date Analyzed: 06/14/09 00:28

Instrument/Analyst: ECD5/JGR

GPC Cleanup: No

Sulfur Cleanup: Yes

Acid Cleanup: Yes

Florisil Cleanup: No

Sample Amount: 26.1 g-dry-wt

Final Extract Volume: 1.0 mL

Dilution Factor: 5.00

Silica Gel: Yes

Percent Moisture: 17.1%

CAS Number	Analyte	RL	Result
12674-11-2	Aroclor 1016	3.8	< 3.8 U
53469-21-9	Aroclor 1242	3.8	< 3.8 U
12672-29-6	Aroclor 1248	3.8	< 3.8 U
11097-69-1	Aroclor 1254	3.8	< 3.8 U
11096-82-5	Aroclor 1260	3.8	5.1
11104-28-2	Aroclor 1221	3.8	< 3.8 U
11141-16-5	Aroclor 1232	3.8	< 3.8 U

Reported in $\mu\text{g}/\text{kg}$ (ppb)

PCB Surrogate Recovery

Decachlorobiphenyl	89.9%
Tetrachlorometaxylene	78.4%

Analytical Resources Inc.
Dual Column PCB Quantitation Report

Data file 1: 20090606.B/0613-1.b/0613B046.d
Data file 2: 20090606.B/0613-2.b/0613B046.d
Method: /chem2/ecd5.i/20090606.B/PCB1.m
Compound Sublist: PCB
Instrument, Inj. Vol.: ecd5.i, 2ul
Quant Method: Internal Std

ARI ID: PB44A
Client ID:
Injection Date: 14-JUN-2009 00:28
Report Date: 06/17/2009 09:13
Matrix: SOIL
Dilution Factor: 5.000

ZB5 Col			ZB35 Col			ZB5	ZB35	RPD	Compound/Flag
RT	Shift	Response	RT	Shift	Response	on col	on col		
4.398	-0.001	2347377	4.966	0.000	2532608	6.3	6.0	3.6	Tetrachloro-m-xylene
11.059	-0.001	2125058	11.702	-0.001	1806207	7.2	5.5	26.3	Decachlorobiphenyl

- * Indicates RPD > 40%
- M Indicates Column 1 peak was manually integrated
- N Indicates Column 2 peak was manually integrated

SURROGATE PERCENT RECOVERY

SURROGATE	Col1	Col2
Tetrachloro-m-xylene	78.4	75.6
Decachlorobiphenyl	89.9	69.0

06/17/09

INTERNAL STANDARD SUMMARY

Standard Cpnd	Column 1		%D
	Standard Area*	Sample Area	
Bromo-Nitrobenzene	30034732	28594227	-4.8
Hexabromobiphenyl	12924817	10778891	-16.6

Standard Cpnd	Column 2		%D
	Standard Area*	Sample Area	
Bromo-Nitrobenzene	33277512	32392419	-2.7
Hexabromobiphenyl	11348053	11340925	-0.1

- * Standard Areas taken from Initial Cal Level 3
Initial Calibration Date: 07-JUN-2009
- <- Indicates standard response outside Limits (-50 to +100%)

ZB5 Col						ZB35 Col				
Aroclor	Peak#	RT	Shift	Area	Amount	Peak#	RT	Shift	Area	Amount
Aroclor-1016	1	---			0.0	1	6.537	0.007	42911	2.9
Aroclor-1016	2	6.277	-0.001	48007	1.7	2	7.082	-0.027	114230	3.7
Aroclor-1016	3	6.478	0.057	73004	6.1	3	7.314	0.006	118896	9.9
Aroclor-1016	4	---			0.0	4	7.889	-0.004	53268	5.8
CollAve: <3 Quant Peaks						Col2Ave: 5.6				
Aroclor-1221	1	---			0.0	1	5.606	0.040	140402	7.4
Aroclor-1221	2	---			0.0	2	5.844	0.052	702249	62.6
Aroclor-1221	3	---			0.0	3	5.927	0.031	1553082	41.9
Aroclor-1221	NS	---			----	4	7.314	0.003	118896	20.3
CollAve: <3 Quant Peaks						Col2Ave: 33.0				
Aroclor-1232	1	---			0.0	1	5.927	0.031	1553082	128.6
Aroclor-1232	2	---			0.0	2	6.537	0.002	42911	3.9
Aroclor-1232	3	6.277	0.004	48007	2.4	3	7.082	-0.032	114230	5.4
Aroclor-1232	4	6.478	0.053	73004	8.5	4	7.314	0.004	118896	14.2
CollAve: <3 Quant Peaks						Col2Ave: 38.0				
Aroclor-1242	1	---			0.0	1	6.537	0.008	42911	3.1
Aroclor-1242	2	6.277	-0.001	48007	1.8	2	7.082	-0.029	114230	4.0
Aroclor-1242	3	6.478	0.057	73004	6.2	3	7.314	0.006	118896	10.8
Aroclor-1242	4	7.568	0.057	200582	21.7	4	8.240	0.054	84424	16.9
Total CollAve (3 peaks):				9.9	Total Col2Ave (4 peaks):				8.7	RPD = 13
Corrected Ave: < 3 Peaks					Corrected Ave (3 peaks):				5.9	
Aroclor-1248	1	6.277	0.003	48007	2.9	1	7.082	-0.022	114230	6.3
Aroclor-1248	2	---			0.0	2	7.533	0.002	181658	17.5
Aroclor-1248	3	7.015	-0.010	79615	6.3	3	7.889	-0.003	53268	3.9
Aroclor-1248	4	7.568	0.005	200582	9.9	4	8.240	0.001	84424	4.8
Total CollAve (3 peaks):				6.4	Total Col2Ave (4 peaks):				8.1	RPD = 24
Corrected Ave: < 3 Peaks					Corrected Ave (3 peaks):				5.0	
Aroclor-1254	1	7.821	0.000	189969	8.5	1	8.470	0.001	196678	10.5
Aroclor-1254	2	8.124	-0.001	139671	9.7	2	8.871	0.002	128674	10.5
Aroclor-1254	3	8.229	-0.002	304821	11.2	3	8.988	0.008	414351	16.8
Aroclor-1254	4	8.477	-0.013	437651	15.3	4	9.162	0.021	508202	17.8
Aroclor-1254	5	8.758	-0.008	232604	13.5	5	9.547	0.015	338878	20.2
Total CollAve (5 peaks):				11.6	Total Col2Ave (5 peaks):				15.2	RPD = 27
Corrected Ave (4 peaks):				10.7	Corrected Ave (4 peaks):				13.9	RPD = 26
Aroclor-1260	1	9.146	-0.002	237355	20.5	1	9.288	0.000	597689	28.1
Aroclor-1260	2	9.373	0.000	236498	21.5	2	10.057	0.002	405895	29.4
Aroclor-1260	3	9.619	-0.002	941965	33.8	3	10.217	0.001	952759	26.8
Aroclor-1260	4	9.897	-0.002	397533	27.5	4	10.615	0.000	476190	22.6
Aroclor-1260	5	10.020	0.000	112821	16.0	NS	---		----	
Total CollAve (5 peaks):				23.8	Total Col2Ave (4 peaks):				26.7	RPD = 11
Corrected Ave (4 peaks):				21.4	Corrected Ave (3 peaks):				25.8	RPD = 19
Aroclor-1262	1	9.373	0.000	236498	10.2	1	10.057	-0.001	405895	14.1
Aroclor-1262	2	9.619	0.000	941965	17.1	2	10.217	-0.002	952759	13.9
Aroclor-1262	3	9.969	-0.052	95874	4.1	3	10.564	-0.007	355594	12.4
Aroclor-1262	4	10.020	0.020	112821	4.6	4	10.615	-0.003	476190	11.4
Aroclor-1262	5	10.472	0.015	1371914	68.2	5	11.090	0.007	506859	21.9
Total CollAve (5 peaks):				20.8	Total Col2Ave (5 peaks):				14.7	RPD = 34
Corrected Ave (4 peaks):				9.0	Corrected Ave (4 peaks):				12.9	RPD = 36
Aroclor-1268	1	9.969	-0.052	95874	2.1	1	10.564	-0.007	355594	6.8
Aroclor-1268	2	10.020	0.020	112821	2.6	2	10.615	-0.003	476190	9.9
Aroclor-1268	3	10.320	0.088	544060	15.8	3	10.880	-0.008	403693	10.8
Aroclor-1268	4	10.799	-0.004	220565	2.2	4	11.401	-0.016	117192	1.1
Total CollAve (4 peaks):				5.7	Total Col2Ave (4 peaks):				7.1	RPD = 22
Corrected Ave (3 peaks):				2.3	Corrected Ave (3 peaks):				5.9	RPD = 87*

Total PCB Area Col1 (4.499 - 10.961) = 13389402

Col1 Total PCB = 0.1 ppm*

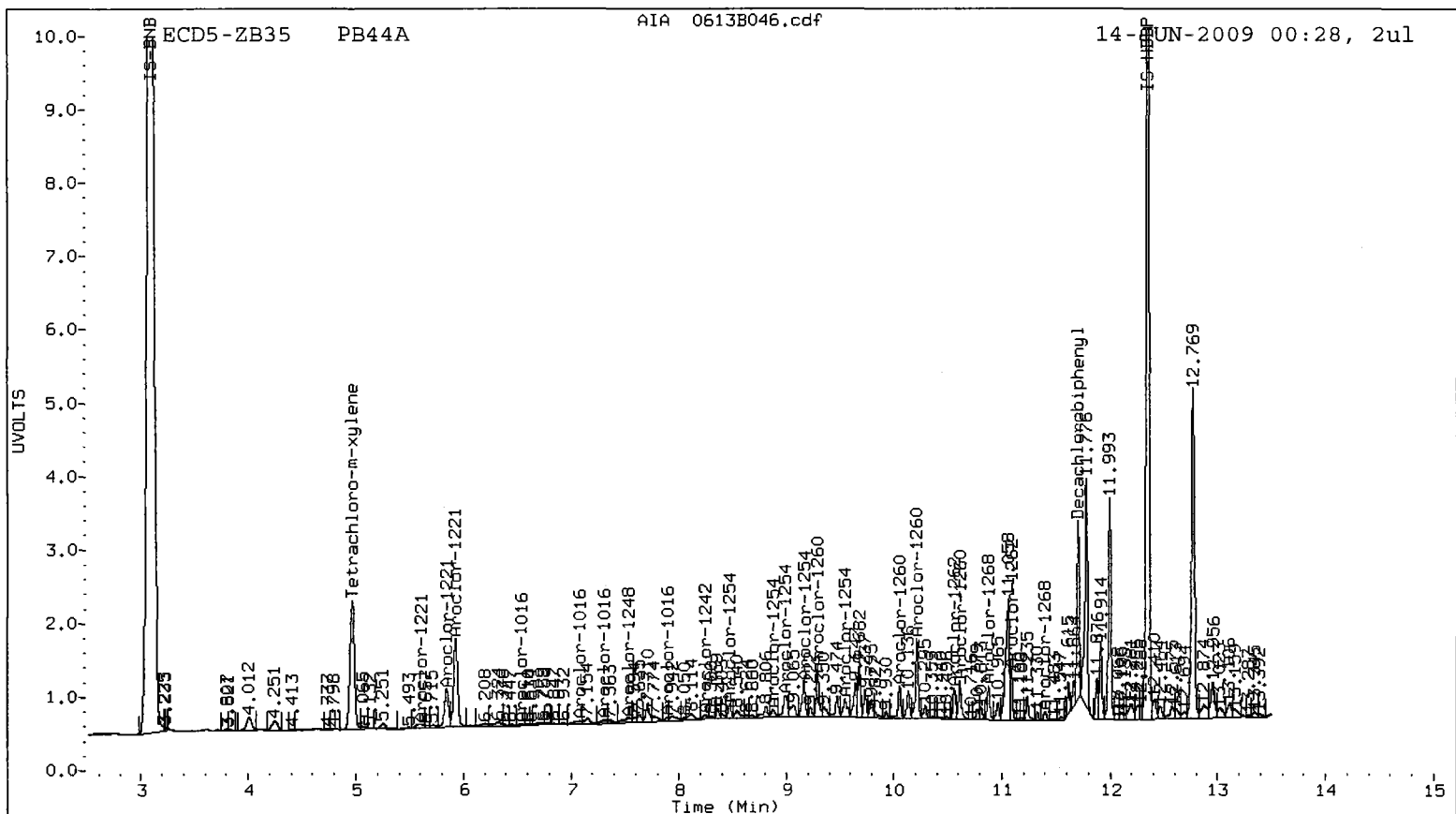
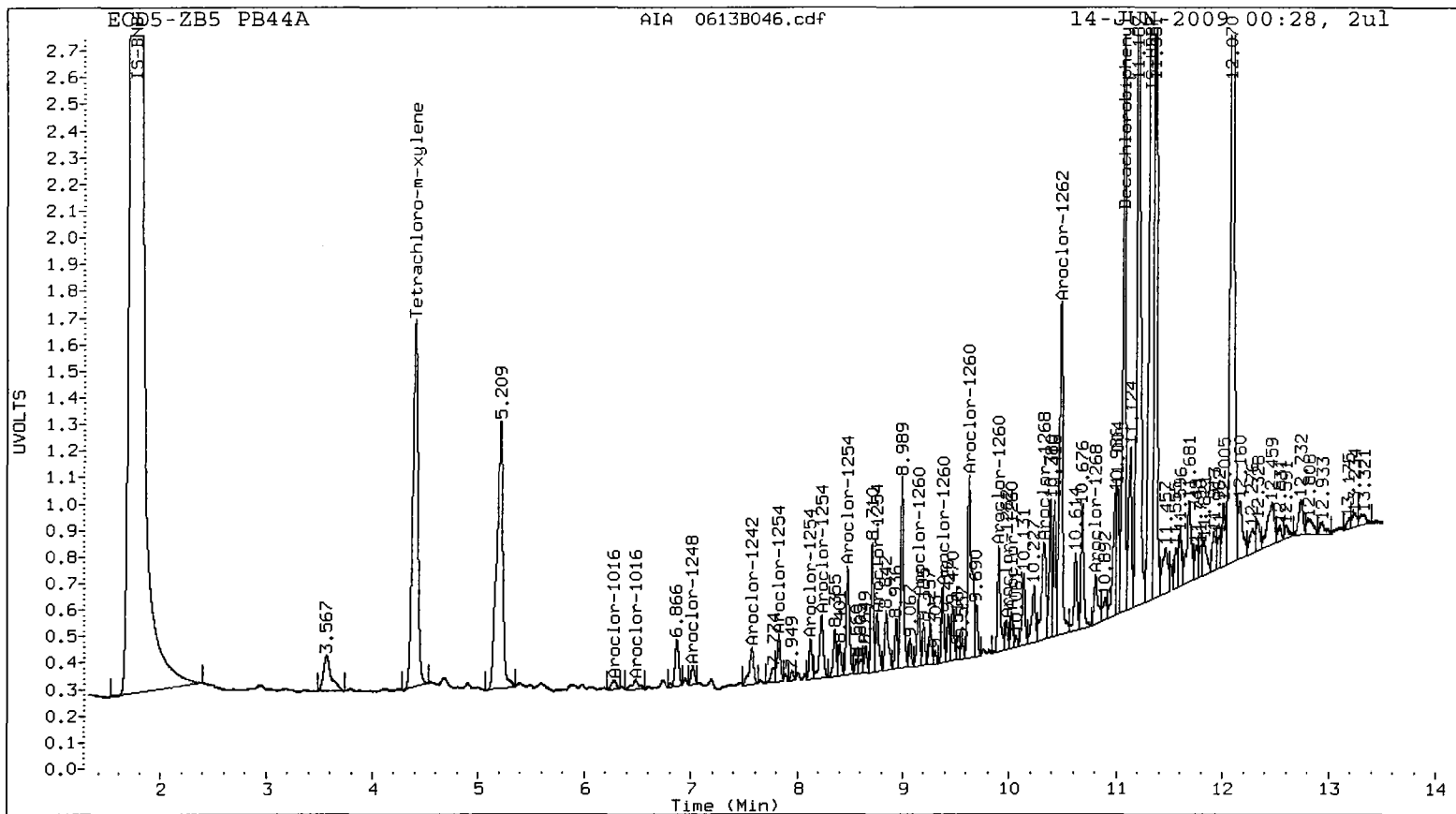
Total PCB Area Col2 (5.066 - 11.603) = 17293698

Col2 Total PCB = 0.1 ppm*

* Quantitated against AR1660 0.25ppm in Ical

PCB-Form 10 Mod.

PB44:00904



ORGANICS ANALYSIS DATA SHEET

PSDDA PCB by GC/ECD

Page 1 of 1

Sample ID: 3SED4-B

SAMPLE

Lab Sample ID: PB44B

LIMS ID: 09-12788

Matrix: Sediment

Data Release Authorized: *AS*

Reported: 06/17/09

QC Report No: PB44-ENVIROMENTAL SCIENCE CORP.

Project: JELD-WEN NORD DOOR

Date Sampled: 06/04/09

Date Received: 06/04/09

Date Extracted: 06/10/09

Date Analyzed: 06/14/09 00:45

Instrument/Analyst: ECD5/JGR

GPC Cleanup: No

Sulfur Cleanup: Yes

Acid Cleanup: Yes

Florisil Cleanup: No

Sample Amount: 25.7 g-dry-wt

Final Extract Volume: 1.0 mL

Dilution Factor: 5.00

Silica Gel: Yes

Percent Moisture: 22.5%

CAS Number	Analyte	RL	Result
12674-11-2	Aroclor 1016	3.9	< 3.9 U
53469-21-9	Aroclor 1242	3.9	< 3.9 U
12672-29-6	Aroclor 1248	3.9	< 3.9 U
11097-69-1	Aroclor 1254	3.9	< 3.9 U
11096-82-5	Aroclor 1260	3.9	< 3.9 U
11104-28-2	Aroclor 1221	3.9	< 3.9 U
11141-16-5	Aroclor 1232	3.9	< 3.9 U

Reported in $\mu\text{g}/\text{kg}$ (ppb)

PCB Surrogate Recovery

Decachlorobiphenyl	80.6%
Tetrachlorometaxylene	74.0%

Analytical Resources Inc.
Dual Column PCB Quantitation Report

Data file 1: 20090606.B/0613-1.b/0613B047.d
Data file 2: 20090606.B/0613-2.b/0613B047.d
Method: /chem2/ecd5.i/20090606.B/PCB1.m
Compound Sublist: PCB
Instrument, Inj. Vol.: ecd5.i, 2ul
Quant Method: Internal Std

ARI ID: PB44B
Client ID:
Injection Date: 14-JUN-2009 00:45
Report Date: 06/17/2009 09:13
Matrix: SOIL
Dilution Factor: 5.000

ZB5 Col			ZB35 Col			ZB5	ZB35	RPD	Compound/Flag
RT	Shift	Response	RT	Shift	Response	on col	on col		
4.397	-0.002	2168898	4.967	0.001	2295924	5.9	5.6	5.2	Tetrachloro-m-xylene
11.059	-0.001	1826263	11.703	0.000	1963254	6.5	6.3	2.0	Decachlorobiphenyl

- * Indicates RPD > 40%
- M Indicates Column 1 peak was manually integrated
- N Indicates Column 2 peak was manually integrated

SURROGATE PERCENT RECOVERY

SURROGATE	Col1	Col2
Tetrachloro-m-xylene	73.9	70.2
Decachlorobiphenyl	80.7	79.1

06/17/09

INTERNAL STANDARD SUMMARY

Standard Cpnd	Column 1		
	Standard Area*	Sample Area	%D
Bromo-Nitrobenzene	30034732	28009406	-6.7
Hexabromobiphenyl	12924817	10320465	-20.2

Standard Cpnd	Column 2		
	Standard Area*	Sample Area	%D
Bromo-Nitrobenzene	33277512	31623836	-5.0
Hexabromobiphenyl	11348053	10751478	-5.3

- * Standard Areas taken from Initial Cal Level 3
Initial Calibration Date: 07-JUN-2009
- <- Indicates standard response outside Limits (-50 to +100%)

ZB5 Col						ZB35 Col					
Aroclor	Peak#	RT	Shift	Area	Amount	Peak#	RT	Shift	Area	Amount	
Aroclor-1016	1	---			0.0	1	6.596	0.065	42553	3.0	
Aroclor-1016	2	---			0.0	2	7.155	0.046	141022	4.7	
Aroclor-1016	3	---			0.0	3	7.314	0.006	128806	11.0	
Aroclor-1016	4	---			0.0	4	7.930	0.037	145171	16.2	
CollAve: <3 Quant Peaks						Col2Ave: 8.7					
Aroclor-1221	1	---			0.0	1	5.603	0.037	160034	8.7	
Aroclor-1221	2	---			0.0	2	5.844	0.052	210331	19.2	
Aroclor-1221	3	---			0.0	3	5.928	0.032	548572	15.1	
Aroclor-1221	NS	---			----	4	7.314	0.004	128806	22.5	
CollAve: <3 Quant Peaks						Col2Ave: 16.4					
Aroclor-1232	1	---			0.0	1	5.928	0.032	548572	46.5	
Aroclor-1232	2	---			0.0	2	6.596	0.060	42553	3.9	
Aroclor-1232	3	---			0.0	3	7.155	0.041	141022	6.8	
Aroclor-1232	4	---			0.0	4	7.314	0.004	128806	15.7	
CollAve: <3 Quant Peaks						Col2Ave: 18.2					
Aroclor-1242	1	---			0.0	1	6.596	0.066	42553	3.1	
Aroclor-1242	2	---			0.0	2	7.155	0.044	141022	5.0	
Aroclor-1242	3	---			0.0	3	7.314	0.006	128806	12.0	
Aroclor-1242	4	---			0.0	4	8.238	0.053	96706	19.8	
CollAve: <3 Quant Peaks						Col2Ave: 10.0					
Aroclor-1248	1	---			0.0	1	7.048	-0.056	73906	4.2	
Aroclor-1248	2	---			0.0	2	7.534	0.003	112819	11.1	
Aroclor-1248	3	---			0.0	3	7.930	0.038	145171	11.0	
Aroclor-1248	4	---			0.0	4	8.238	-0.001	96706	5.6	
CollAve: <3 Quant Peaks						Col2Ave: 8.0					
Aroclor-1254	1	7.820	-0.001	91343	4.2	1	8.469	-0.001	132472	7.3	
Aroclor-1254	2	8.123	-0.002	96082	6.8	2	8.870	0.000	107760	9.0	
Aroclor-1254	3	8.228	-0.003	188430	7.0	3	8.982	0.001	188435	7.8	
Aroclor-1254	4	8.480	-0.010	136437	4.9	4	9.160	0.018	265829	9.5	
Aroclor-1254	5	8.762	-0.003	90441	5.3	5	9.538	0.006	92659	5.7	
Total CollAve (5 peaks):				5.6	Total Col2Ave (5 peaks):				7.9	RPD = 33	
Corrected Ave (4 peaks):				5.3	Corrected Ave (4 peaks):				7.4	RPD = 34	
Aroclor-1260	1	9.145	-0.003	70949	6.4	1	9.289	0.001	223185	11.0	
Aroclor-1260	2	9.374	0.000	58660	5.6	2	10.059	0.004	101632	7.8	
Aroclor-1260	3	9.656	0.036	407658	15.3	3	10.219	0.003	311348	9.3	
Aroclor-1260	4	9.896	-0.003	62744	4.5	4	10.613	-0.002	126749	6.3	
Aroclor-1260	5	9.988	-0.032	56658	8.4	NS	---			----	
Total CollAve (5 peaks):				8.0	Total Col2Ave (4 peaks):				8.6	RPD = 7	
Corrected Ave (4 peaks):				6.2	Corrected Ave (3 peaks):				7.8	RPD = 22	
Aroclor-1262	1	9.374	0.000	58660	2.6	1	10.059	0.001	101632	3.7	
Aroclor-1262	2	9.656	0.037	407658	7.7	2	10.219	0.000	311348	4.8	
Aroclor-1262	3	9.988	-0.033	56658	2.5	3	10.562	-0.009	214224	7.9	
Aroclor-1262	4	---			0.0	4	10.613	-0.005	126749	3.2	
Aroclor-1262	5	10.473	0.016	703551	36.5	5	11.091	0.008	327190	14.9	
Total CollAve (4 peaks):				12.4	Total Col2Ave (5 peaks):				6.9	RPD = 57*	
Corrected Ave (3 peaks):				4.3	Corrected Ave (4 peaks):				4.9	RPD = 13	
Aroclor-1268	1	9.988	-0.033	56658	1.3	1	10.562	-0.009	214224	4.3	
Aroclor-1268	2	---			0.0	2	10.613	-0.005	126749	2.8	
Aroclor-1268	3	10.270	0.039	35848	1.1	3	10.880	-0.008	288886	8.1	
Aroclor-1268	4	10.800	-0.002	132707	1.4	4	11.403	-0.013	84918	0.8	
Total CollAve (3 peaks):				1.3	Total Col2Ave (4 peaks):				4.0	RPD = 104*	
Corrected Ave: < 3 Peaks					Corrected Ave (3 peaks):				2.6		

Total PCB Area Coll (4.499 - 10.961) = 5973270 Coll Total PCB = 0.0 ppm*

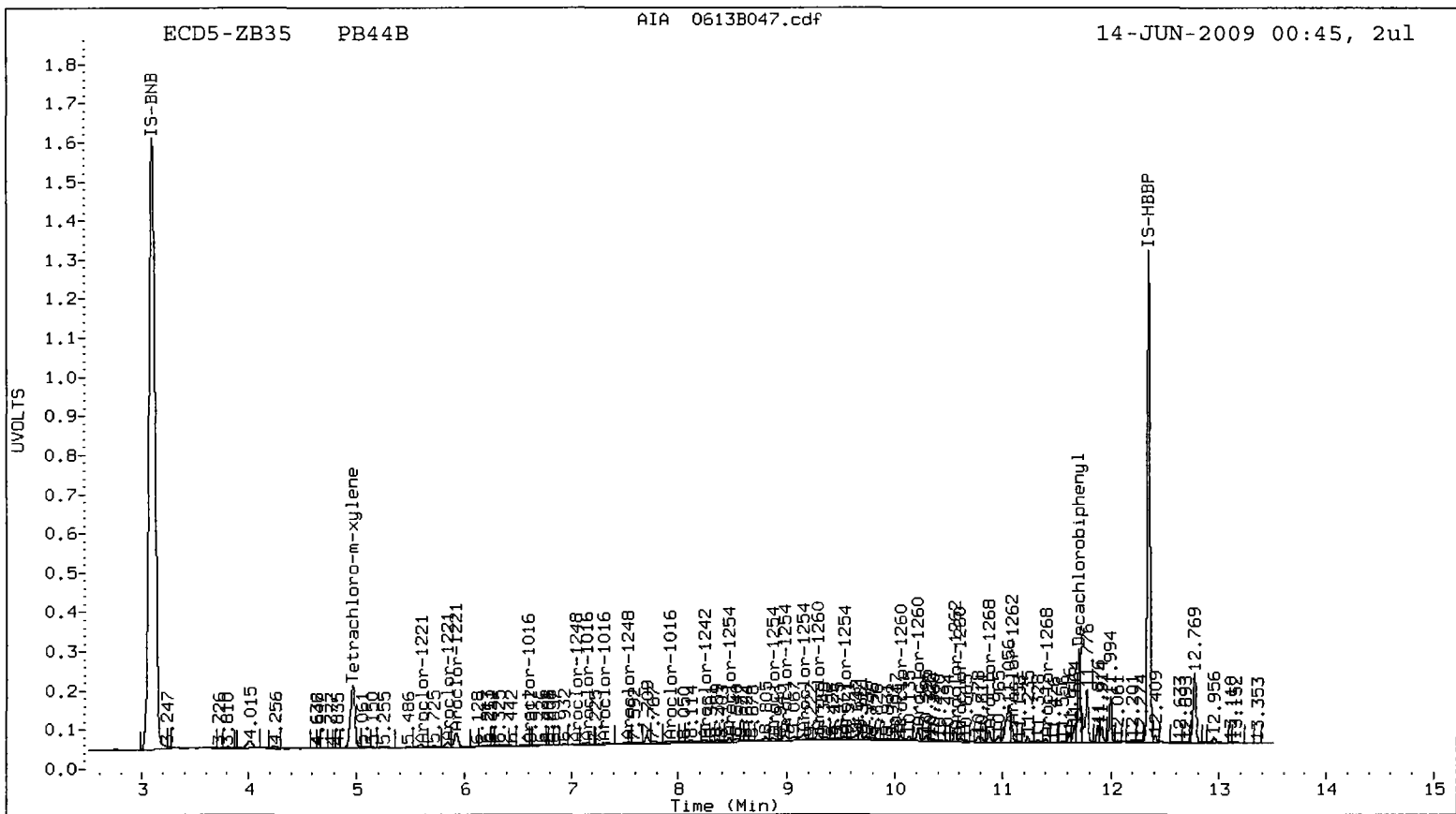
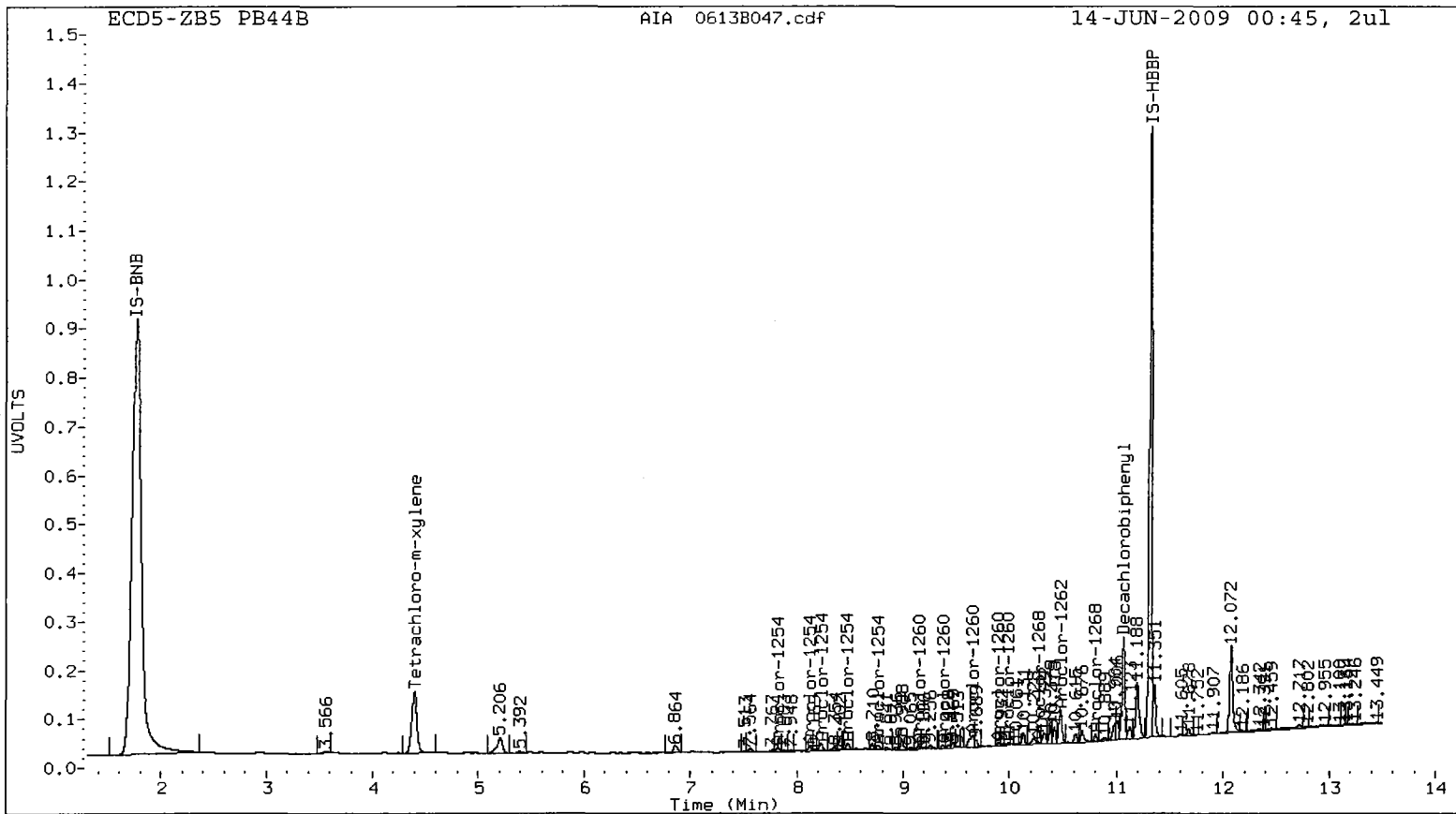
Total PCB Area Col2 (5.066 - 11.603) = 9662748

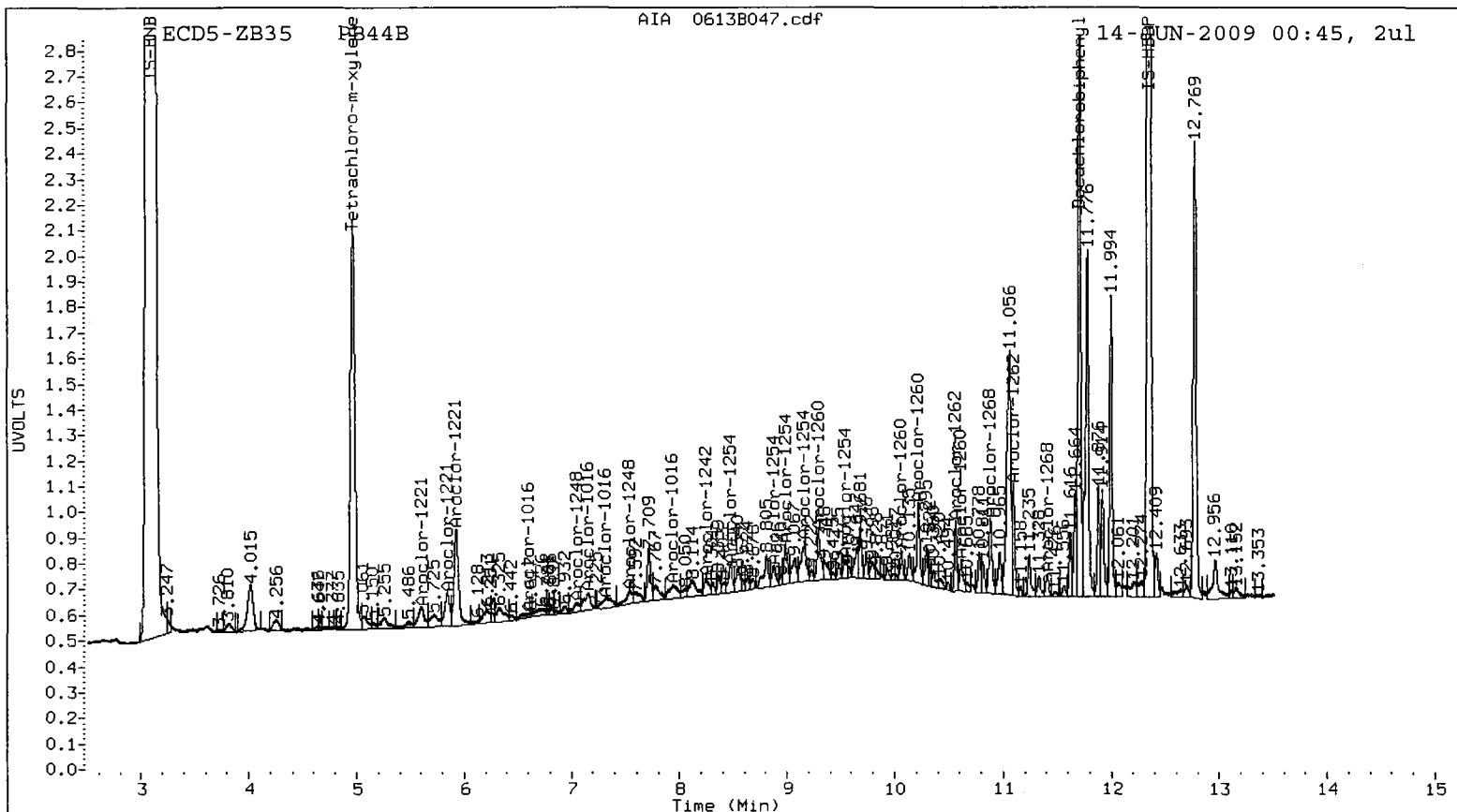
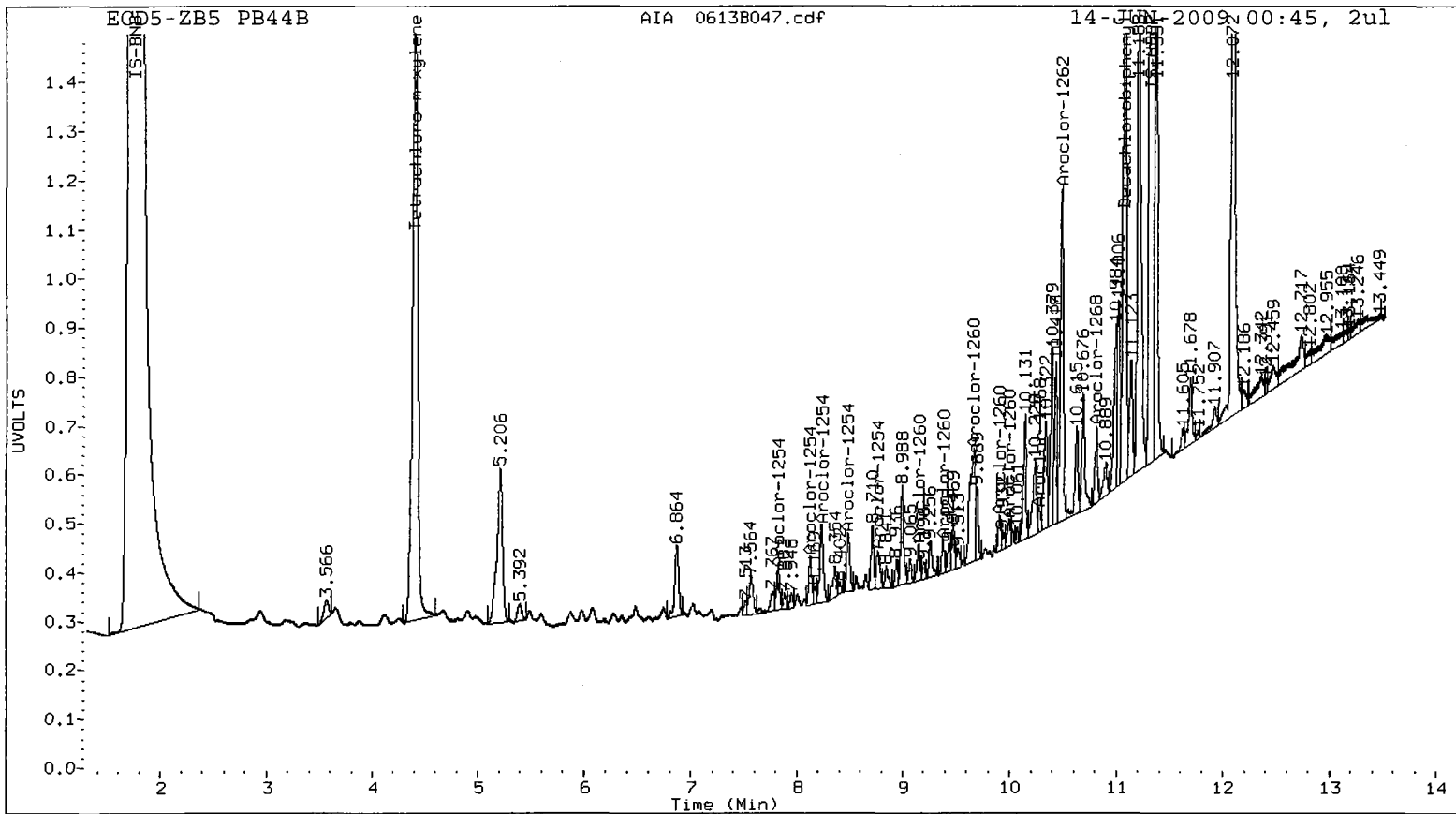
Col2 Total PCB = 0.1 ppm*

* Quantitated against AR1660 0.25ppm in Ical

PCB-Form 10 Mod.

PB44:00910





ORGANICS ANALYSIS DATA SHEET

PSDDA PCB by GC/ECD

Page 1 of 1

Sample ID: 3SED4-C

SAMPLE

Lab Sample ID: PB44C

LIMS ID: 09-12789

Matrix: Sediment

Data Release Authorized: *AS*

Reported: 06/17/09

QC Report No: PB44-ENVIROMENTAL SCIENCE CORP.

Project: JELD-WEN NORD DOOR

Date Sampled: 06/04/09

Date Received: 06/04/09

Date Extracted: 06/10/09

Date Analyzed: 06/14/09 01:03

Instrument/Analyst: ECD5/JGR

GPC Cleanup: No

Sulfur Cleanup: Yes

Acid Cleanup: Yes

Florisil Cleanup: No

Sample Amount: 25.5 g-dry-wt

Final Extract Volume: 1.0 mL

Dilution Factor: 5.00

Silica Gel: Yes

Percent Moisture: 25.3%

CAS Number	Analyte	RL	Result
12674-11-2	Aroclor 1016	3.9	< 3.9 U
53469-21-9	Aroclor 1242	3.9	< 3.9 U
12672-29-6	Aroclor 1248	3.9	< 3.9 U
11097-69-1	Aroclor 1254	3.9	< 3.9 U
11096-82-5	Aroclor 1260	3.9	< 3.9 U
11104-28-2	Aroclor 1221	3.9	< 3.9 U
11141-16-5	Aroclor 1232	3.9	< 3.9 U

Reported in $\mu\text{g}/\text{kg}$ (ppb)

PCB Surrogate Recovery

Decachlorobiphenyl	82.2%
Tetrachlorometaxylene	71.1%

Analytical Resources Inc.
Dual Column PCB Quantitation Report

Data file 1: 20090606.B/0613-1.b/0613B048.d
Data file 2: 20090606.B/0613-2.b/0613B048.d
Method: /chem2/ecd5.i/20090606.B/PCB1.m
Compound Sublist: PCB
Instrument, Inj. Vol.: ecd5.i, 2ul
Quant Method: Internal Std

ARI ID: PB44C
Client ID:
Injection Date: 14-JUN-2009 01:03
Report Date: 06/17/2009 09:13
Matrix: SOIL
Dilution Factor: 5.000

ZB5 Col			ZB35 Col			ZB5	ZB35	RPD	Compound/Flag
RT	Shift	Response	RT	Shift	Response	on col	on col		
4.398	-0.002	2169225	4.966	0.000	2357430	5.7	5.6	2.0	Tetrachloro-m-xylene
11.059	-0.002	1945103	11.701	-0.001	2099678	6.6	6.5	1.8	Decachlorobiphenyl

- * Indicates RPD > 40%
- M Indicates Column 1 peak was manually integrated
- N Indicates Column 2 peak was manually integrated

SURROGATE PERCENT RECOVERY

SURROGATE	Col1	Col2
Tetrachloro-m-xylene	71.1	69.7
Decachlorobiphenyl	82.3	80.8

06/17/09

INTERNAL STANDARD SUMMARY

Standard Cpnd	Column 1		%D
	Standard Area*	Sample Area	
Bromo-Nitrobenzene	30034732	29140188	-3.0
Hexabromobiphenyl	12924817	10778554	-16.6

Standard Cpnd	Column 2		%D
	Standard Area*	Sample Area	
Bromo-Nitrobenzene	33277512	32725541	-1.7
Hexabromobiphenyl	11348053	11250051	-0.9

- * Standard Areas taken from Initial Cal Level 3
Initial Calibration Date: 07-JUN-2009
- <- Indicates standard response outside Limits (-50 to +100%)

ZB5 Col						ZB35 Col					
Aroclor	Peak#	RT	Shift	Area	Amount	Peak#	RT	Shift	Area	Amount	
Aroclor-1016	1	---			0.0	1	6.533	0.002	30542	2.0	
Aroclor-1016	2	---			0.0	2	7.118	0.009	72779	2.3	
Aroclor-1016	3	---			0.0	3	7.321	0.013	62796	5.2	
Aroclor-1016	4	---			0.0	4	7.892	-0.001	23533	2.5	
CollAve: <3 Quant Peaks						Col2Ave: 3.0					
Aroclor-1221	1	---			0.0	1	5.600	0.034	165717	8.7	
Aroclor-1221	2	---			0.0	2	5.843	0.051	302520	26.7	
Aroclor-1221	3	---			0.0	3	5.928	0.032	1029535	27.5	
Aroclor-1221	NS	---			----	4	7.321	0.011	62796	10.6	
CollAve: <3 Quant Peaks						Col2Ave: 18.4					
Aroclor-1232	1	---			0.0	1	5.928	0.032	1029535	84.4	
Aroclor-1232	2	---			0.0	2	6.533	-0.003	30542	2.7	
Aroclor-1232	3	---			0.0	3	7.118	0.005	72779	3.4	
Aroclor-1232	4	---			0.0	4	7.321	0.011	62796	7.4	
CollAve: <3 Quant Peaks						Col2Ave: 24.5					
Aroclor-1242	1	5.867	-0.036	75601	8.8	1	6.533	0.003	30542	2.2	
Aroclor-1242	2	---			0.0	2	7.118	0.007	72779	2.5	
Aroclor-1242	3	---			0.0	3	7.321	0.013	62796	5.7	
Aroclor-1242	4	7.513	0.002	39842	4.2	4	8.184	-0.001	21620	4.3	
CollAve: <3 Quant Peaks						Col2Ave: 3.6					
Aroclor-1248	1	---			0.0	1	7.118	0.014	72779	4.0	
Aroclor-1248	2	6.737	-0.002	43474	3.9	2	7.531	0.000	59604	5.7	
Aroclor-1248	3	7.016	-0.009	33257	2.6	3	7.892	-0.001	23533	1.7	
Aroclor-1248	4	7.565	0.002	118875	5.8	4	8.240	0.001	84020	4.7	
Total CollAve (3 peaks):				4.1	Total Col2Ave (4 peaks):				4.0	RPD = 2	
Corrected Ave: < 3 Peaks					Corrected Ave (3 peaks):				3.5		
Aroclor-1254	1	7.820	-0.001	121145	5.3	1	8.468	-0.001	140020	7.4	
Aroclor-1254	2	8.123	-0.002	134910	9.2	2	8.870	0.001	99306	8.0	
Aroclor-1254	3	8.229	-0.002	228572	8.2	3	8.981	0.001	229073	9.2	
Aroclor-1254	4	8.480	-0.010	247406	8.5	4	9.159	0.018	335947	11.6	
Aroclor-1254	5	8.761	-0.004	146161	8.3	5	9.536	0.004	174520	10.3	
Total CollAve (5 peaks):				7.9	Total Col2Ave (5 peaks):				9.3	RPD = 16	
Corrected Ave (4 peaks):				7.6	Corrected Ave (4 peaks):				8.7	RPD = 14	
Aroclor-1260	1	9.144	-0.004	110072	9.5	1	9.288	0.000	342252	16.2	
Aroclor-1260	2	9.373	-0.001	92379	8.4	2	10.057	0.002	191693	14.0	
Aroclor-1260	3	9.659	0.038	931647	33.4	3	10.218	0.003	563650	16.0	
Aroclor-1260	4	9.896	-0.003	109341	7.6	4	10.613	-0.002	180205	8.6	
Aroclor-1260	5	10.016	-0.005	81497	11.5	NS	---			----	
Total CollAve (5 peaks):				14.1	Total Col2Ave (4 peaks):				13.7	RPD = 3	
Corrected Ave (4 peaks):				9.3	Corrected Ave (3 peaks):				12.9	RPD = 33	
Aroclor-1262	1	9.373	-0.001	92379	4.0	1	10.057	-0.001	191693	6.7	
Aroclor-1262	2	9.659	0.040	931647	17.0	2	10.218	0.000	563650	8.3	
Aroclor-1262	3	9.970	-0.051	37707	1.6	3	10.563	-0.008	442745	15.5	
Aroclor-1262	4	10.016	9.016	81497	3.3	4	10.613	-0.006	180205	4.3	
Aroclor-1262	5	10.470	0.013	1860136	92.5	5	11.090	0.007	508658	22.2	
Total CollAve (5 peaks):				23.7	Total Col2Ave (5 peaks):				11.4	RPD = 70*	
Corrected Ave (4 peaks):				6.5	Corrected Ave (4 peaks):				8.7	RPD = 30	
Aroclor-1268	1	9.970	-0.051	37707	0.8	1	10.563	-0.009	442745	8.5	
Aroclor-1268	2	10.016	9.016	81497	1.9	2	10.613	-0.005	180205	3.8	
Aroclor-1268	3	10.269	0.038	62033	1.8	3	10.880	-0.008	480260	12.9	
Aroclor-1268	4	10.799	-0.004	143724	1.5	4	11.397	-0.019	185489	1.7	
Total CollAve (4 peaks):				1.5	Total Col2Ave (4 peaks):				6.7	RPD = 127*	
Corrected Ave (3 peaks):				1.4	Corrected Ave (3 peaks):				4.6	RPD = 109*	

Total PCB Area Coll (4.499 - 10.961) = 10697042

Coll Total PCB = 0.1 ppm*

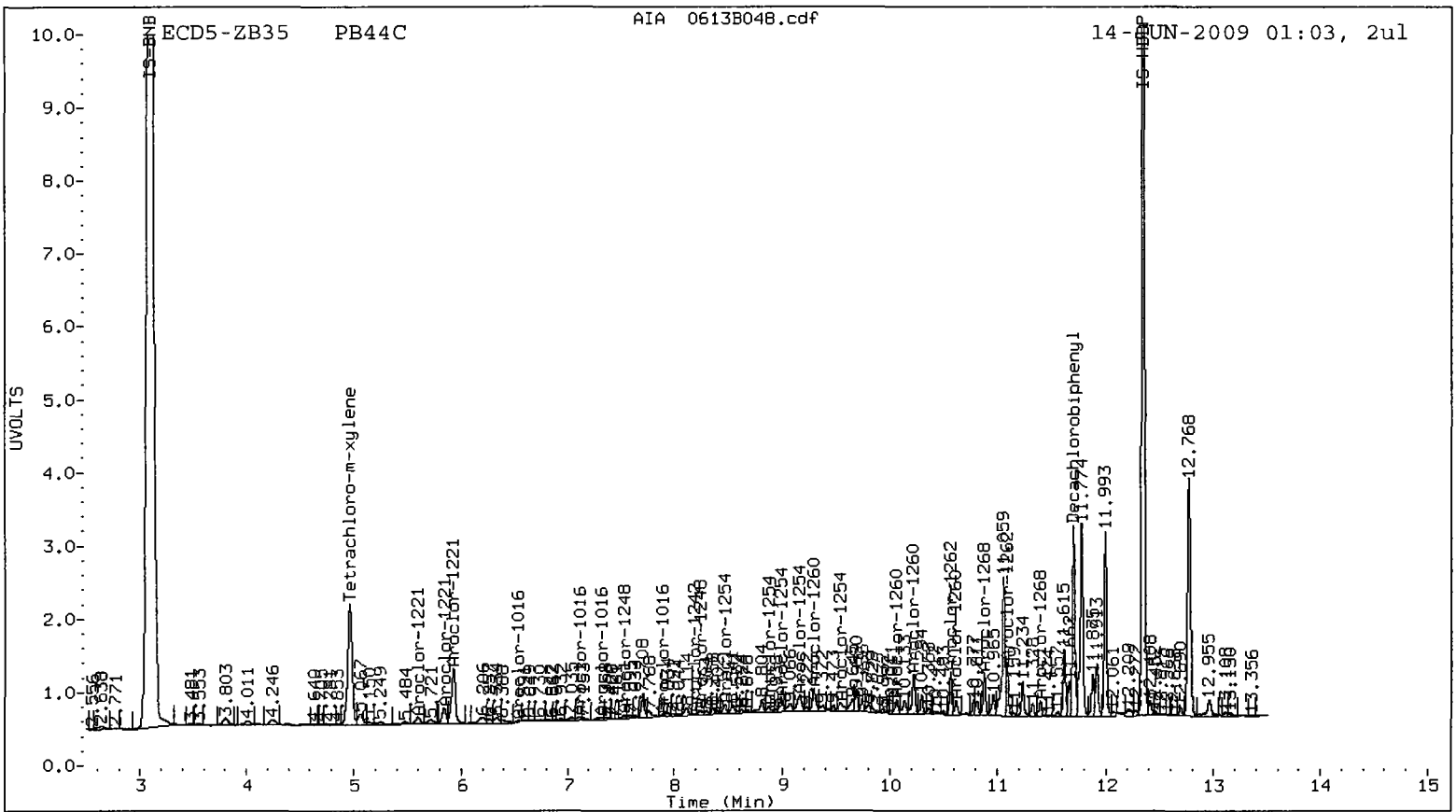
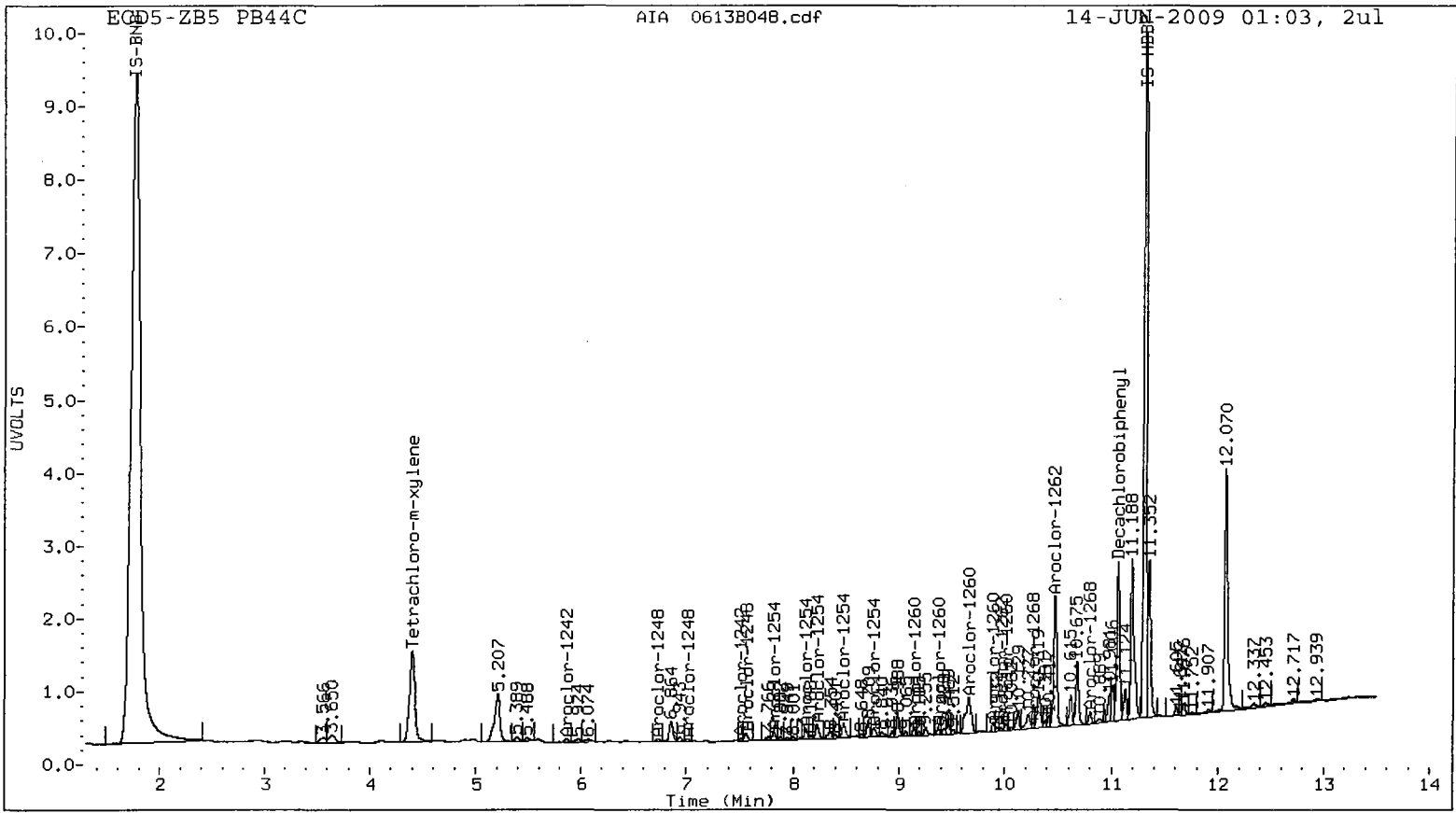
Total PCB Area Col2 (5.066 - 11.603) = 13559833

Col2 Total PCB = 0.1 ppm*

* Quantitated against AR1660 0.25ppm in Ical

PCB-Form 10 Mod.

PB44:00916



ORGANICS ANALYSIS DATA SHEET

PSDDA PCB by GC/ECD

Page 1 of 1

Sample ID: 3SED3-A

SAMPLE

Lab Sample ID: PB44D

LIMS ID: 09-12790

Matrix: Sediment

Data Release Authorized: *AB*

Reported: 06/17/09

QC Report No: PB44-ENVIRONMENTAL SCIENCE CORP.

Project: JELD-WEN NORD DOOR

Date Sampled: 06/04/09

Date Received: 06/04/09

Date Extracted: 06/10/09

Date Analyzed: 06/14/09 01:20

Instrument/Analyst: ECD5/JGR

GPC Cleanup: No

Sulfur Cleanup: Yes

Acid Cleanup: Yes

Florisil Cleanup: No

Sample Amount: 25.1 g-dry-wt

Final Extract Volume: 1.0 mL

Dilution Factor: 5.00

Silica Gel: Yes

Percent Moisture: 16.3%

CAS Number	Analyte	RL	Result
12674-11-2	Aroclor 1016	4.0	< 4.0 U
53469-21-9	Aroclor 1242	4.0	< 4.0 U
12672-29-6	Aroclor 1248	4.0	< 4.0 U
11097-69-1	Aroclor 1254	4.0	< 4.0 U
11096-82-5	Aroclor 1260	4.0	7.3
11104-28-2	Aroclor 1221	4.0	< 4.0 U
11141-16-5	Aroclor 1232	4.0	< 4.0 U

Reported in $\mu\text{g}/\text{kg}$ (ppb)

PCB Surrogate Recovery

Decachlorobiphenyl	NR
Tetrachlorometaxylene	72.5%

Analytical Resources Inc.
Dual Column PCB Quantitation Report

Data file 1: 20090606.B/0613-1.b/0613B049.d
Data file 2: 20090606.B/0613-2.b/0613B049.d
Method: /chem2/ecd5.i/20090606.B/PCB1.m
Compound Sublist: PCB
Instrument, Inj. Vol.: ecd5.i, 2ul
Quant Method: Internal Std

ARI ID: PB44D
Client ID:
Injection Date: 14-JUN-2009 01:20
Report Date: 06/17/2009 09:37
Matrix: SOIL
Dilution Factor: 5.000

ZB5 Col			ZB35 Col			ZB5	ZB35	RPD	Compound/Flag
RT	Shift	Response	RT	Shift	Response	on col	on col		
4.398	-0.001	2215166	4.969	0.003	2286319	5.8	5.4	7.1	Tetrachloro-m-xylene
11.053	-0.008	4716512	11.700	-0.003	3810407	16.5	11.9	32.3	Decachlorobiphenyl

- * Indicates RPD > 40%
- M Indicates Column 1 peak was manually integrated
- N Indicates Column 2 peak was manually integrated

SURROGATE PERCENT RECOVERY

SURROGATE	Col1	Col2
Tetrachloro-m-xylene	72.5	67.5
Decachlorobiphenyl	205.8 NR	148.5 NR

pe 06/17/09

INTERNAL STANDARD SUMMARY

Standard Cpnd	Column 1		
	Standard Area*	Sample Area	%D
Bromo-Nitrobenzene	30034732	29171976	-2.9
Hexabromobiphenyl	12924817	10451213	-19.1

Standard Cpnd	Column 2		
	Standard Area*	Sample Area	%D
Bromo-Nitrobenzene	33277512	32730065	-1.6
Hexabromobiphenyl	11348053	11113474	-2.1

* Standard Areas taken from Initial Cal Level 3
Initial Calibration Date: 07-JUN-2009
<- Indicates standard response outside Limits (-50 to +100%)

ZB5 Col						ZB35 Col				
roclor	Peak#	RT	Shift	Area	Amount	Peak#	RT	Shift	Area	Amount
Aroclor-1016	1	5.991	0.087	47633	5.4	1	6.528	-0.003	71463	4.8
Aroclor-1016	2	6.279	0.001	179651	6.3	2	7.112	0.003	195186	6.3
Aroclor-1016	3	6.421	0.000	119968	9.9	3	7.311	0.004	97744	8.0
Aroclor-1016	4	6.524	-0.004	80718	10.4	4	7.893	0.000	129349	13.9
Total CollAve (4 peaks):									8.3	RPD = 3
Corrected Ave (3 peaks):									7.2	Corrected Ave (3 peaks):
									6.4	RPD = 12
Aroclor-1221	1	---	---	---	0.0	1	5.569	0.003	878010	46.1
Aroclor-1221	2	---	---	---	0.0	2	5.756	-0.035	11099	1.0
Aroclor-1221	3	---	---	---	0.0	3	5.928	0.032	8087771	215.7
Aroclor-1221	NS	---	---	---	---	4	7.311	0.001	97744	16.5
CollAve: <3 Quant Peaks									Col2Ave:	69.8
Aroclor-1232	1	---	---	---	0.0	1	5.928	0.033	8087771	662.6
Aroclor-1232	2	5.991	0.089	47633	7.5	2	6.528	-0.007	71463	6.4
Aroclor-1232	3	6.279	0.006	179651	8.9	3	7.112	-0.001	195186	9.1
Aroclor-1232	4	6.421	-0.004	119968	13.8	4	7.311	0.001	97744	11.5
Total CollAve (3 peaks):									10.1	Total Col2Ave (4 peaks):
Corrected Ave: < 3 Peaks									9.0	Corrected Ave (3 peaks):
									172.4	RPD = 178*
Aroclor-1242	1	5.991	0.088	47633	5.6	1	6.528	-0.001	71463	5.0
Aroclor-1242	2	6.279	0.001	179651	6.6	2	7.112	0.002	195186	6.7
Aroclor-1242	3	6.421	0.000	119968	10.1	3	7.311	0.004	97744	8.8
Aroclor-1242	4	7.471	-0.040	39139	4.2	4	8.236	0.050	167845	33.2
Total CollAve (4 peaks):									6.6	Total Col2Ave (4 peaks):
Corrected Ave (3 peaks):									5.4	Corrected Ave (3 peaks):
									13.4	RPD = 68*
									6.9	RPD = 23
Aroclor-1248	1	6.279	0.004	179651	10.7	1	7.112	0.008	195186	10.7
Aroclor-1248	2	6.739	0.001	105225	9.5	2	7.531	0.000	104657	10.0
Aroclor-1248	3	7.023	-0.002	172549	13.4	3	7.893	0.000	129349	9.4
Aroclor-1248	4	7.567	0.004	349309	16.9	4	8.236	-0.003	167845	9.4
Total CollAve (4 peaks):									12.6	Total Col2Ave (4 peaks):
Corrected Ave (3 peaks):									11.2	Corrected Ave (3 peaks):
									9.9	RPD = 24
									9.6	RPD = 15
Aroclor-1254	1	7.823	0.002	237863	10.4	1	8.468	-0.001	235682	12.5
Aroclor-1254	2	8.123	-0.002	346500	23.6	2	8.873	0.003	176634	14.2
Aroclor-1254	3	8.230	-0.001	541161	19.4	3	8.983	0.002	571626	23.0
Aroclor-1254	4	8.476	-0.014	381363	13.0	4	9.161	0.020	518184	18.0
Aroclor-1254	5	8.786	0.021	487920	27.7	5	9.547	0.015	446489	26.4
Total CollAve (5 peaks):									18.8	Total Col2Ave (5 peaks):
Corrected Ave (4 peaks):									16.6	Corrected Ave (4 peaks):
									18.8	RPD = 0
									16.9	RPD = 2
Aroclor-1260	1	9.135	-0.012	474424	42.3	1	9.289	0.001	576603	27.6
Aroclor-1260	2	9.375	0.002	342551	32.2	2	10.064	0.008	888515	65.6
Aroclor-1260	3	9.643	0.022	3321563	122.8	3	10.224	0.008	3520902	101.2
Aroclor-1260	4	9.893	-0.006	420097	29.9	4	10.615	-0.001	344818	16.7
Aroclor-1260	5	10.016	-0.004	112698	16.5	NS	---	---	---	---
Total CollAve (5 peaks):									48.7	Total Col2Ave (4 peaks):
Corrected Ave (4 peaks):									30.2	Corrected Ave (3 peaks):
									52.8	RPD = 8
									36.6	RPD = 19
Aroclor-1262	1	9.375	0.002	342551	15.2	1	10.064	0.005	888515	31.6
Aroclor-1262	2	9.643	0.024	3321563	62.3	2	10.224	0.005	3520902	52.3
Aroclor-1262	3	10.016	-0.005	112698	4.9	3	10.564	-0.007	849528	30.2
Aroclor-1262	4	---	---	---	0.0	4	10.615	-0.004	344818	8.4
Aroclor-1262	5	10.477	0.021	12316004	631.6	5	11.094	0.011	6515846	287.3
Total CollAve (4 peaks):									178.5	Total Col2Ave (5 peaks):
Corrected Ave (3 peaks):									27.5	Corrected Ave (4 peaks):
									82.0	RPD = 74*
									30.6	RPD = 11
Aroclor-1268	1	10.016	-0.005	112698	2.6	1	10.564	-0.008	849528	16.5
Aroclor-1268	2	---	---	---	0.0	2	10.615	-0.004	344818	7.3
Aroclor-1268	3	10.225	-0.006	3952492	118.5	3	10.882	-0.006	5274929	143.9
Aroclor-1268	4	10.801	-0.002	186952	2.0	4	11.399	-0.017	263707	2.5
Total CollAve (3 peaks):									41.0	Total Col2Ave (4 peaks):
Corrected Ave: < 3 Peaks									8.7	Corrected Ave (3 peaks):

Total PCB Area Col1 (4.499 - 10.961) = 67344187

Col1 Total PCB = 0.3 ppm*

Total PCB Area Col2 (5.066 - 11.603) = 77605914

Col2 Total PCB = 0.4 ppm*

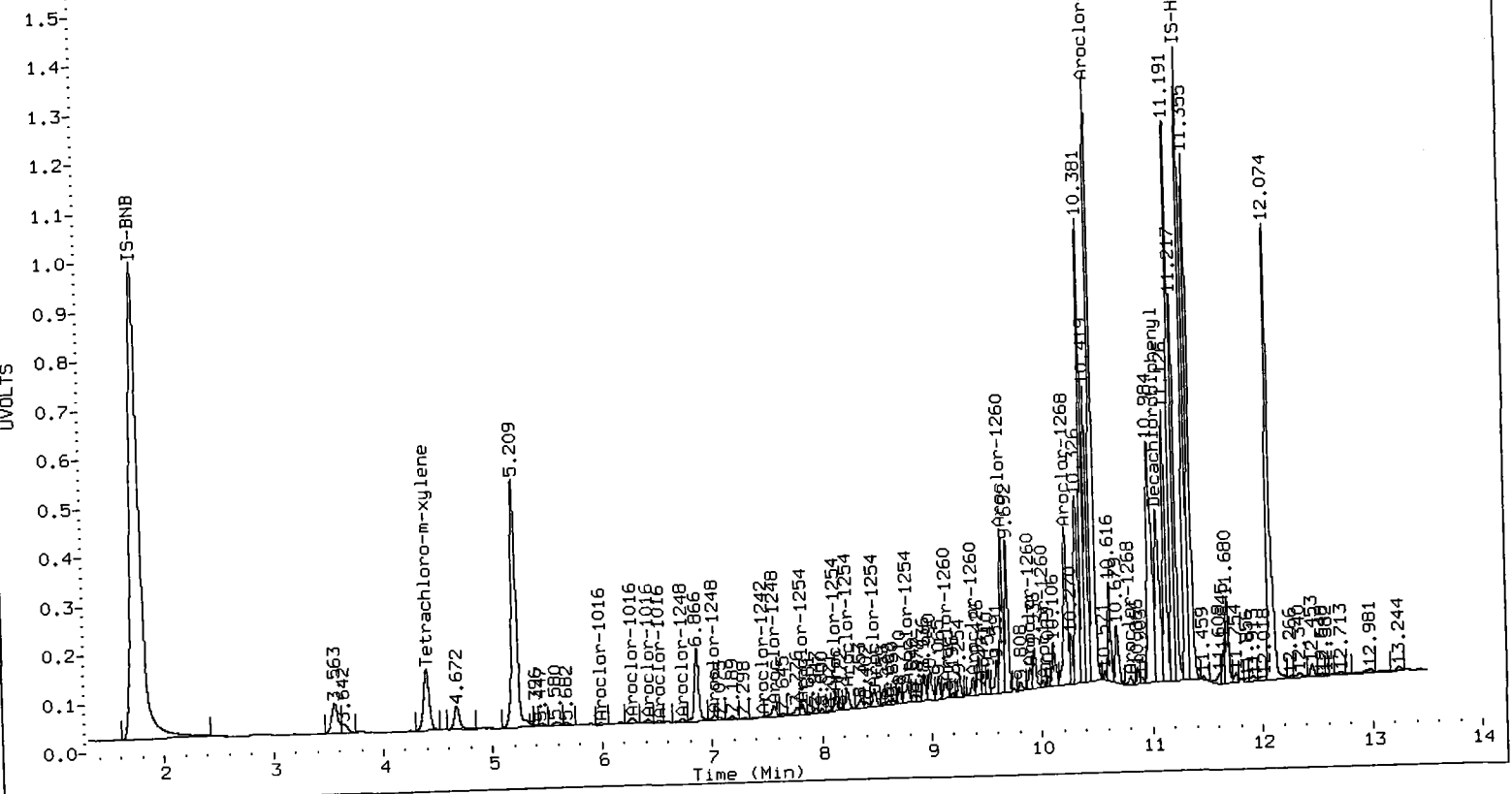
* Quantitated against AR1660 0.25ppm in Ical

PCB-Form 10 Mod.

ECD5-ZB5 PB44D

AIA 0613B049.cdf

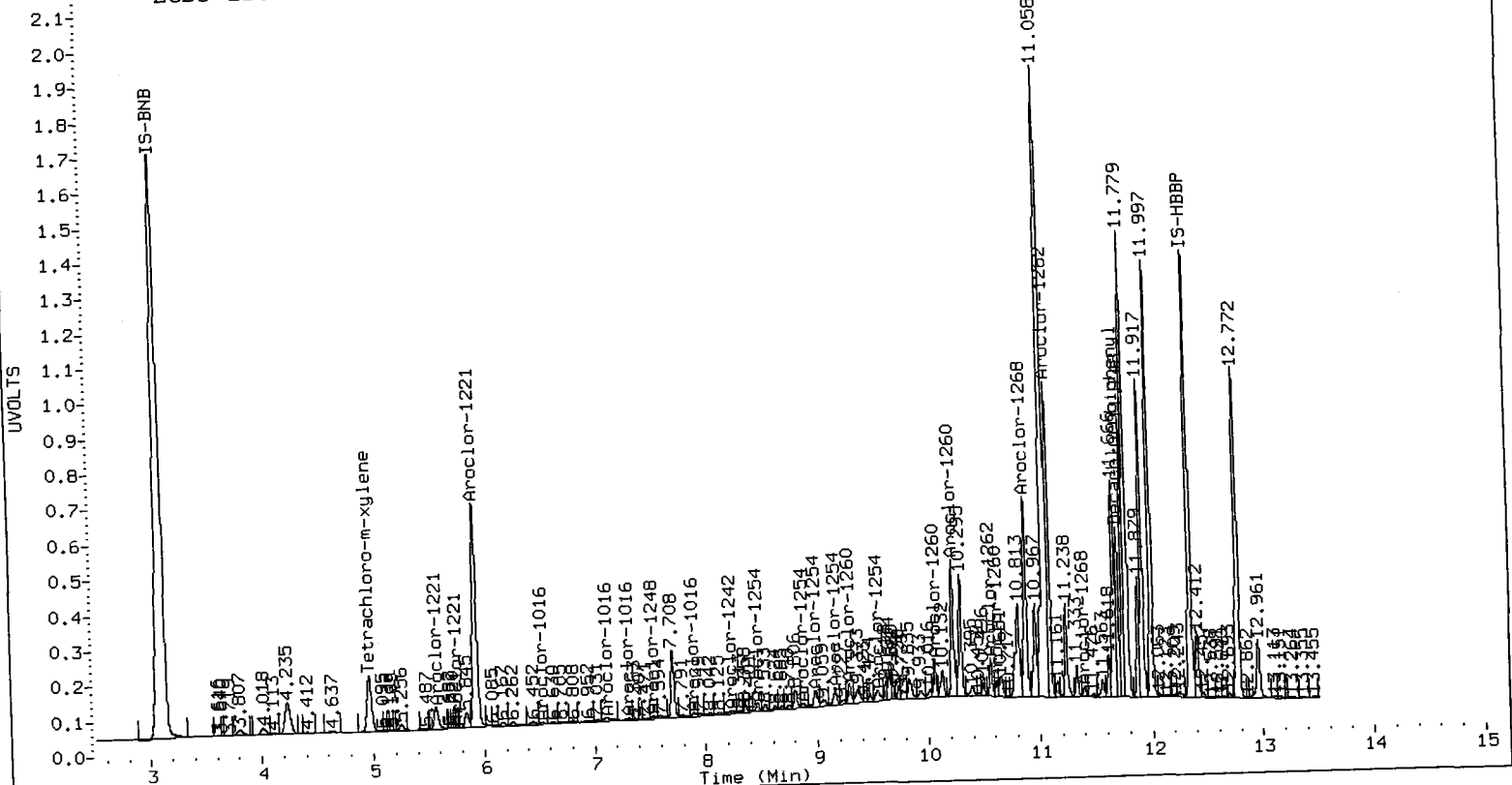
14-JUN-2009 01:20, 2ul



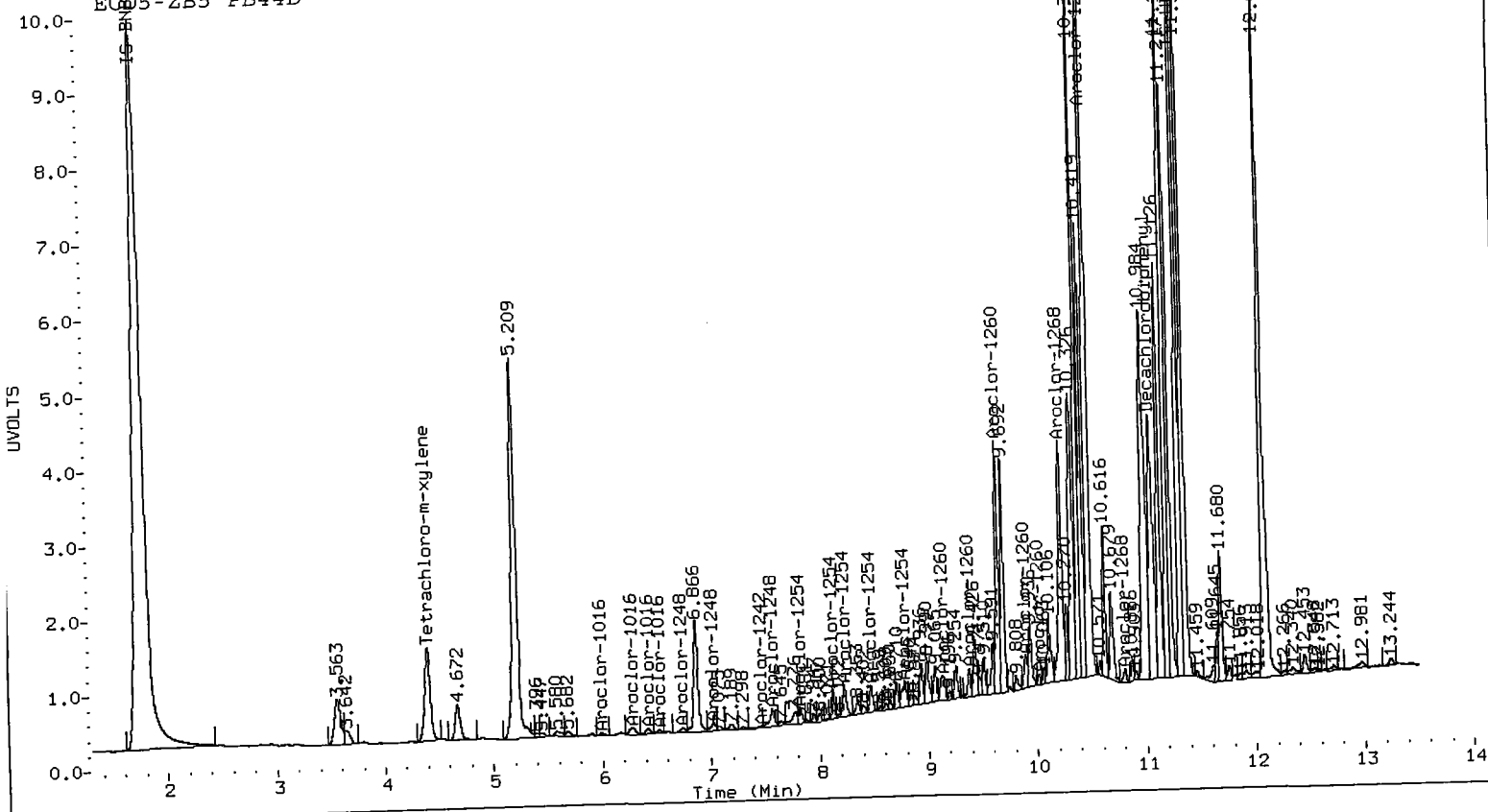
ECD5-ZB35 PB44D

AIA 0613B049.cdf


14-JUN-2009 01:20, 2ul



ECD5-ZB5 PB44D




ECD5-ZB35 PB44D



ORGANICS ANALYSIS DATA SHEET
PSDDA PCB by GC/ECD
 Page 1 of 1

Sample ID: 3SED3-B
SAMPLE

Lab Sample ID: PB44E
 LIMS ID: 09-12791
 Matrix: Sediment
 Data Release Authorized: 
 Reported: 06/17/09

QC Report No: PB44-ENVIRONMENTAL SCIENCE CORP.
 Project: JELD-WEN NORD DOOR

Date Sampled: 06/04/09
 Date Received: 06/04/09

Date Extracted: 06/10/09
 Date Analyzed: 06/14/09 02:11
 Instrument/Analyst: ECD5/JGR
 GPC Cleanup: No
 Sulfur Cleanup: Yes
 Acid Cleanup: Yes
 Florisil Cleanup: No

Sample Amount: 25.2 g-dry-wt
 Final Extract Volume: 1.0 mL
 Dilution Factor: 5.00
 Silica Gel: Yes
 Percent Moisture: 46.5%

CAS Number	Analyte	RL	Result
12674-11-2	Aroclor 1016	4.0	< 4.0 U
53469-21-9	Aroclor 1242	4.0	< 4.0 U
12672-29-6	Aroclor 1248	4.0	< 4.0 U
11097-69-1	Aroclor 1254	4.0	4.4
11096-82-5	Aroclor 1260	4.0	7.0 P
11104-28-2	Aroclor 1221	4.0	< 4.0 U
11141-16-5	Aroclor 1232	4.0	< 4.0 U

Reported in $\mu\text{g}/\text{kg}$ (ppb)

PCB Surrogate Recovery

Decachlorobiphenyl	113%
Tetrachlorometaxylene	68.8%

Analytical Resources Inc.
Dual Column PCB Quantitation Report

Data file 1: 20090606.B/0613-1.b/0613B052.d
Data file 2: 20090606.B/0613-2.b/0613B052.d
Method: /chem2/ecd5.i/20090606.B/PCB1.m
Compound Sublist: PCB
Instrument, Inj. Vol.: ecd5.i, 2ul
Quant Method: Internal Std

ARI ID: PB44E
Client ID:
Injection Date: 14-JUN-2009 02:11
Report Date: 06/17/2009 09:13
Matrix: SOIL
Dilution Factor: 5.000

ZB5 Col			ZB35 Col			ZB5	ZB35	RPD	Compound/Flag
RT	Shift	Response	RT	Shift	Response	on col	on col		
4.400	0.001	2126150	4.969	0.002	2137879	5.5	5.3	4.1	Tetrachloro-m-xylene
11.058	-0.003	2272510	11.703	0.000	2397151	9.0	8.2	9.4	Decachlorobiphenyl

- * Indicates RPD > 40%
- M Indicates Column 1 peak was manually integrated
- N Indicates Column 2 peak was manually integrated

SURROGATE PERCENT RECOVERY

SURROGATE	Col1	Col2
Tetrachloro-m-xylene	68.7	66.0
Decachlorobiphenyl	112.8	102.6

Re 06/17/09

INTERNAL STANDARD SUMMARY

Standard Cpnd	Column 1		%D
	Standard Area*	Sample Area	
Bromo-Nitrobenzene	30034732	29540739	-1.6
Hexabromobiphenyl	12924817	9189157	-28.9

Standard Cpnd	Column 2		%D
	Standard Area*	Sample Area	
Bromo-Nitrobenzene	33277512	31342727	-5.8
Hexabromobiphenyl	11348053	10120133	-10.8

- * Standard Areas taken from Initial Cal Level 3
Initial Calibration Date: 07-JUN-2009
- <- Indicates standard response outside Limits (-50 to +100%)

ZB5 Col						ZB35 Col					
Aroclor	Peak#	RT	Shift	Area	Amount	Peak#	RT	Shift	Area	Amount	
Aroclor-1016	1	5.869	-0.035	414026	46.3	1	6.537	0.007	237626	16.6	
Aroclor-1016	2	6.188	-0.090	233960	8.1	2	7.111	0.002	119649	4.0	
Aroclor-1016	3	---	---	---	0.0	3	7.310	0.002	82126	7.1	
Aroclor-1016	4	6.600	0.072	83161	10.6	4	7.895	0.002	86375	9.7	
Total CollAve (3 peaks):				21.7		Total Col2Ave (4 peaks):				9.4	RPD = 79*
Corrected Ave: < 3 Peaks						Corrected Ave (3 peaks):				6.9	
Aroclor-1221	1	4.679	-0.054	103567	6.4	1	5.599	0.033	616002	33.8	
Aroclor-1221	2	4.906	0.011	73452	7.2	2	5.844	0.052	1481801	136.5	
Aroclor-1221	3	4.975	-0.014	80809	2.1	3	5.929	0.033	1267803	35.3	
Aroclor-1221	NS	---	---	---	---	4	7.310	0.000	82126	14.5	
Total CollAve (3 peaks):				5.2		Total Col2Ave (4 peaks):				55.0	RPD = 165*
Corrected Ave: < 3 Peaks						Corrected Ave (3 peaks):				27.8	
Aroclor-1232	1	4.975	0.078	80809	6.1	1	5.929	0.033	1267803	108.5	
Aroclor-1232	2	5.869	-0.033	414026	64.8	2	6.537	0.002	237626	22.2	
Aroclor-1232	3	6.188	-0.084	233960	11.4	3	7.111	-0.002	119649	5.8	
Aroclor-1232	4	---	---	---	0.0	4	7.310	0.000	82126	10.1	
Total CollAve (3 peaks):				27.4		Total Col2Ave (4 peaks):				26.6	RPD = 29
Corrected Ave: < 3 Peaks						Corrected Ave (3 peaks):				12.7	
Aroclor-1242	1	5.869	-0.034	414026	47.6	1	6.537	0.008	237626	17.5	
Aroclor-1242	2	6.188	-0.090	233960	8.4	2	7.111	0.000	119649	4.3	
Aroclor-1242	3	---	---	---	0.0	3	7.310	0.002	82126	7.7	
Aroclor-1242	4	7.511	0.000	139700	14.7	4	8.185	-0.001	31506	6.5	
Total CollAve (3 peaks):				23.6		Total Col2Ave (4 peaks):				9.0	RPD = 89*
Corrected Ave: < 3 Peaks						Corrected Ave (3 peaks):				6.2	
Aroclor-1248	1	6.188	-0.086	233960	13.7	1	7.111	0.007	119649	6.8	
Aroclor-1248	2	6.740	0.002	112878	10.1	2	7.532	0.001	113022	11.2	
Aroclor-1248	3	6.944	-0.081	350428	26.8	3	7.895	0.002	86375	6.6	
Aroclor-1248	4	7.566	0.002	289179	13.8	4	8.240	0.001	129953	7.6	
Total CollAve (4 peaks):				16.1		Total Col2Ave (4 peaks):				8.1	RPD = 67*
Corrected Ave (3 peaks):				12.5		Corrected Ave (3 peaks):				7.0	RPD = 57*
Aroclor-1254	1	7.821	0.000	297951	12.9	1	8.470	0.000	322501	17.8	
Aroclor-1254	2	8.123	-0.002	428619	28.8	2	8.871	0.001	179423	15.1	
Aroclor-1254	3	8.230	-0.001	550612	19.5	3	8.982	0.001	517017	21.7	
Aroclor-1254	4	8.484	-0.006	574965	19.4	4	9.155	0.014	834009	30.2	
Aroclor-1254	5	8.763	-0.002	403709	22.6	5	9.537	0.005	406732	25.1	
Total CollAve (5 peaks):				20.7		Total Col2Ave (5 peaks):				22.0	RPD = 6
Corrected Ave (4 peaks):				18.6		Corrected Ave (4 peaks):				19.9	RPD = 7
Aroclor-1260	1	9.144	-0.004	226069	22.9	1	9.289	0.001	623724	32.8	
Aroclor-1260	2	9.374	0.000	177724	19.0	2	10.059	0.004	366511	29.7	
Aroclor-1260	3	9.647	0.027	1512306	63.6	3	10.222	0.006	1425288	45.0	
Aroclor-1260	4	9.898	-0.001	236818	19.2	4	10.611	-0.005	634712	33.7	
Aroclor-1260	5	10.017	-0.003	138923	23.1	NS	---	---	---	---	
Total CollAve (5 peaks):				29.5		Total Col2Ave (4 peaks):				35.3	RPD = 18
Corrected Ave (4 peaks):				21.0		Corrected Ave (3 peaks):				32.1	RPD = 42*
Aroclor-1262	1	9.374	0.000	177724	9.0	1	10.059	0.001	366511	14.3	
Aroclor-1262	2	9.647	0.028	1512306	32.3	2	10.222	0.003	1425288	23.3	
Aroclor-1262	3	9.970	-0.051	84316	4.2	3	10.564	-0.007	756112	29.5	
Aroclor-1262	4	10.017	9.017	138923	6.6	4	10.611	-0.008	634712	17.0	
Aroclor-1262	5	10.472	0.016	5793999	327.9	5	11.093	0.010	1735118	84.0	
Total CollAve (5 peaks):				28.0		Total Col2Ave (5 peaks):				33.6	RPD = 80*
Corrected Ave (4 peaks):				13.0		Corrected Ave (4 peaks):				21.0	RPD = 47*
Aroclor-1268	1	9.970	-0.051	84316	2.2	1	10.564	-0.008	756112	16.1	
Aroclor-1268	2	10.017	9.017	138923	3.8	2	10.611	-0.008	634712	14.7	
Aroclor-1268	3	10.271	0.039	240495	8.2	3	10.882	-0.006	1616967	48.4	
Aroclor-1268	4	10.799	-0.004	217434	2.6	4	11.400	-0.017	288908	3.0	
Total CollAve (4 peaks):				4.2		Total Col2Ave (4 peaks):				20.6	RPD = 132*

Corrected Ave (3 peaks): 2.9 Corrected Ave (3 peaks): 11.3 RPD = 119*

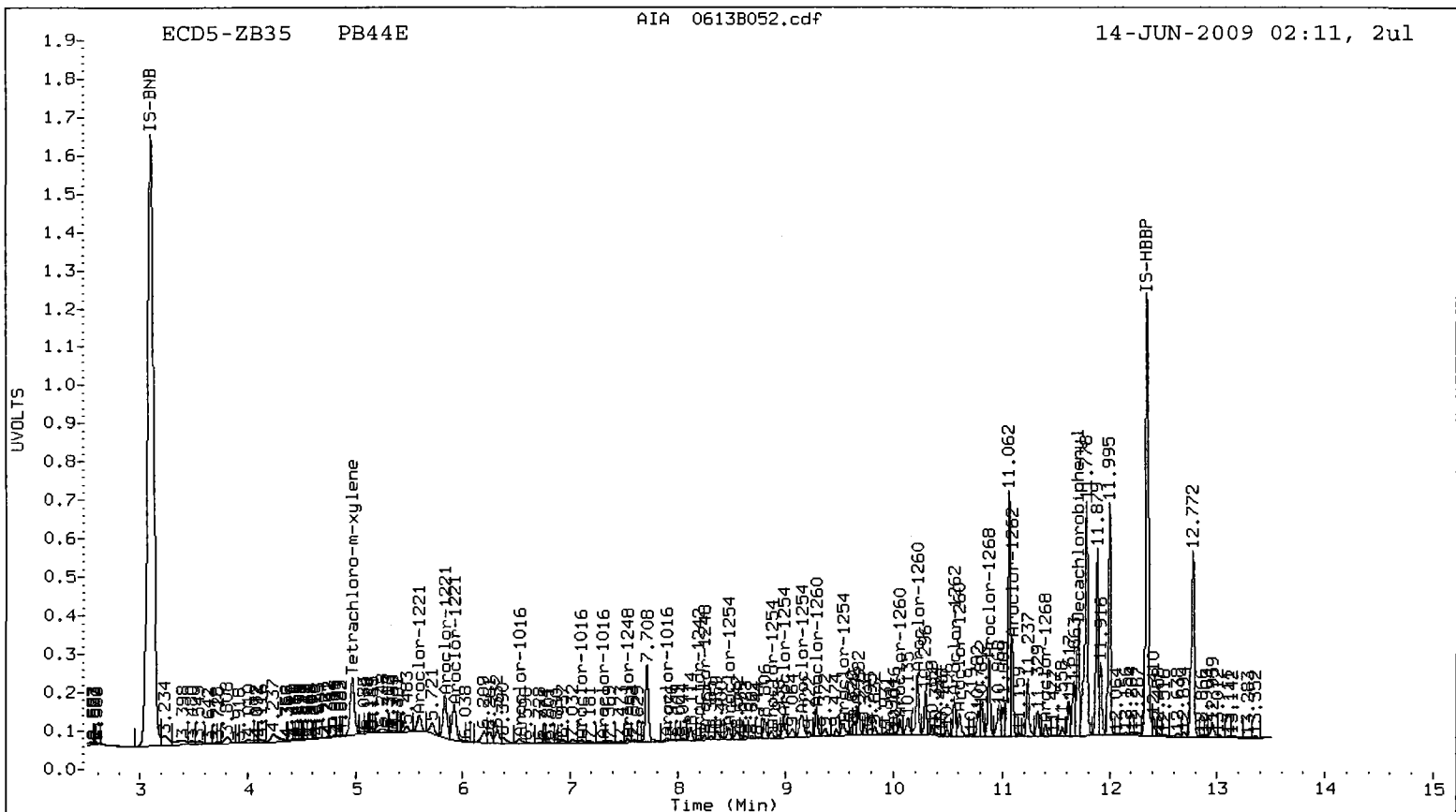
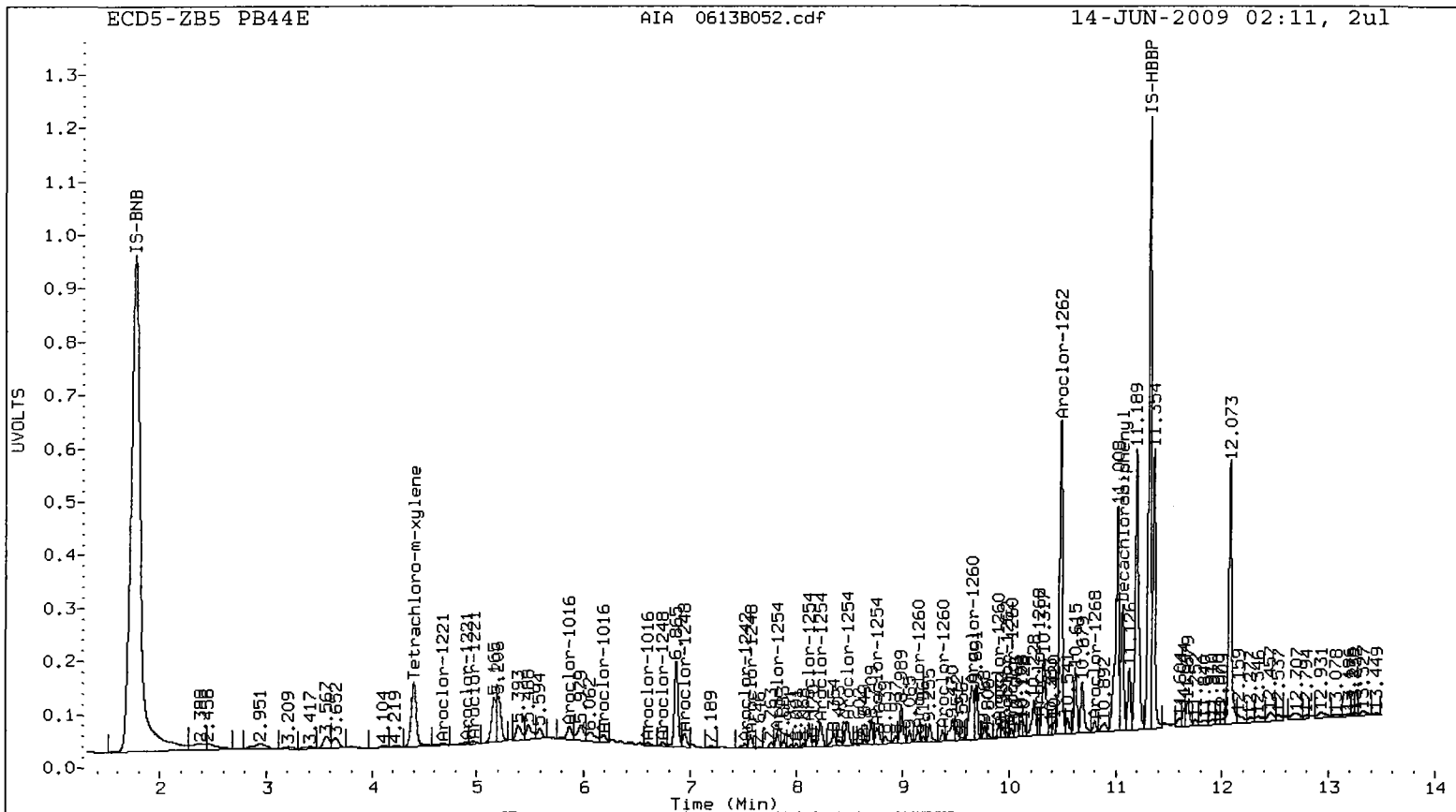
Total PCB Area Col1 (4.499 - 10.961) = 31383021 Col1 Total PCB = 0.1 ppm*

Total PCB Area Col2 (5.066 - 11.603) = 35633560 Col2 Total PCB = 0.2 ppm*

* Quantitated against AR1660 0.25ppm in Ical

PCB-Form 10 Mod.

PB44: 00928



ORGANICS ANALYSIS DATA SHEET

PSDDA PCB by GC/ECD

Page 1 of 1


Sample ID: 3SED3-C

SAMPLE

Lab Sample ID: PB44F

LIMS ID: 09-12792

Matrix: Sediment

Data Release Authorized: 

Reported: 06/17/09

QC Report No: PB44-ENVIRONMENTAL SCIENCE CORP.

Project: JELD-WEN NORD DOOR

Date Sampled: 06/04/09

Date Received: 06/04/09

Date Extracted: 06/10/09

Date Analyzed: 06/14/09 02:29

Instrument/Analyst: ECD5/JGR

GPC Cleanup: No

Sulfur Cleanup: Yes

Acid Cleanup: Yes

Florisil Cleanup: No

Sample Amount: 25.5 g-dry-wt

Final Extract Volume: 1.0 mL

Dilution Factor: 5.00

Silica Gel: Yes

Percent Moisture: 36.6%

CAS Number	Analyte	RL	Result
12674-11-2	Aroclor 1016	3.9	< 3.9 U
53469-21-9	Aroclor 1242	3.9	< 3.9 U
12672-29-6	Aroclor 1248	3.9	< 3.9 U
11097-69-1	Aroclor 1254	3.9	4.2
11096-82-5	Aroclor 1260	3.9	< 3.9 U
11104-28-2	Aroclor 1221	3.9	< 3.9 U
11141-16-5	Aroclor 1232	3.9	< 3.9 U

Reported in $\mu\text{g}/\text{kg}$ (ppb)

PCB Surrogate Recovery

Decachlorobiphenyl	107%
Tetrachlorometaxylene	73.5%

Analytical Resources Inc.
Dual Column PCB Quantitation Report

Data file 1: 20090606.B/0613-1.b/0613B053.d
Data file 2: 20090606.B/0613-2.b/0613B053.d
Method: /chem2/ecd5.i/20090606.B/PCB1.m
Compound Sublist: PCB
Instrument, Inj. Vol.: ecd5.i, 2ul
Quant Method: Internal Std

ARI ID: PB44F
Client ID:
Injection Date: 14-JUN-2009 02:29
Report Date: 06/17/2009 09:13
Matrix: SOIL
Dilution Factor: 5.000

ZB5 Col			ZB35 Col			ZB5	ZB35	RPD	Compound/Flag
RT	Shift	Response	RT	Shift	Response	on col	on col		
4.400	0.001	2084286	4.970	0.003	2131903	5.9	5.4	7.7	Tetrachloro-m-xylene
11.059	-0.001	2180887	11.704	0.001	2165777	8.6	7.7	11.4	Decachlorobiphenyl

- * Indicates RPD > 40%
- M Indicates Column 1 peak was manually integrated
- N Indicates Column 2 peak was manually integrated

SURROGATE PERCENT RECOVERY

SURROGATE	Col1	Col2
Tetrachloro-m-xylene	73.4	68.0
Decachlorobiphenyl	107.3	95.8

06/17/09

INTERNAL STANDARD SUMMARY

Standard Cpnd	Column 1		%D
	Standard Area*	Sample Area	
Bromo-Nitrobenzene	30034732	27098317	-9.8
Hexabromobiphenyl	12924817	9262847	-28.3

Standard Cpnd	Column 2		%D
	Standard Area*	Sample Area	
Bromo-Nitrobenzene	33277512	30320475	-8.9
Hexabromobiphenyl	11348053	9795722	-13.7

- * Standard Areas taken from Initial Cal Level 3
Initial Calibration Date: 07-JUN-2009
- <- Indicates standard response outside Limits (-50 to +100%)

ZB5 Col ZB35 Col

Aroclor	Peak#	RT	Shift	Area	Amount	Peak#	RT	Shift	Area	Amount
Aroclor-1016	1	---			0.0	1	---			0.0
Aroclor-1016	2	6.278	0.000	68734	2.6	2	7.117	0.008	104211	3.6
Aroclor-1016	3	6.420	-0.001	42799	3.8	3	7.314	0.006	99501	8.8
Aroclor-1016	4	---			0.0	4	7.895	0.002	97789	11.4
CollAve: <3 Quant Peaks						Col2Ave: 7.9				
Aroclor-1221	1	4.675	-0.058	72794	4.9	1	5.599	0.033	196279	11.1
Aroclor-1221	2	4.972	0.077	183410	19.5	2	5.844	0.052	387440	36.9
Aroclor-1221	3	---			0.0	3	5.929	0.033	1540204	44.4
Aroclor-1221	NS	---			---	4	7.314	0.004	99501	18.1
CollAve: <3 Quant Peaks						Col2Ave: 27.6				
Aroclor-1232	1	4.972	0.074	183410	15.2	1	5.929	0.033	1540204	136.2
Aroclor-1232	2	---			0.0	2	---			0.0
Aroclor-1232	3	6.278	0.006	68734	3.7	3	7.117	0.004	104211	5.2
Aroclor-1232	4	6.420	-0.004	42799	5.3	4	7.314	0.004	99501	12.7
Total CollAve (3 peaks):				8.0		Total Col2Ave (3 peaks):				51.4 RPD = 146*
Corrected Ave: < 3 Peaks						Corrected Ave: < 3 Peaks				
Aroclor-1242	1	---			0.0	1	---			0.0
Aroclor-1242	2	6.278	0.000	68734	2.7	2	7.117	0.006	104211	3.9
Aroclor-1242	3	6.420	-0.001	42799	3.9	3	7.314	0.006	99501	9.7
Aroclor-1242	4	7.512	0.002	110122	12.6	4	8.188	0.002	38425	8.2
Total CollAve (3 peaks):				6.4		Total Col2Ave (3 peaks):				7.2 RPD = 13
Corrected Ave: < 3 Peaks						Corrected Ave: < 3 Peaks				
Aroclor-1248	1	6.278	0.004	68734	4.4	1	7.117	0.013	104211	6.2
Aroclor-1248	2	6.739	0.001	102428	10.0	2	7.533	0.002	127347	13.1
Aroclor-1248	3	7.025	0.000	37959	3.2	3	7.895	0.003	97789	7.7
Aroclor-1248	4	7.567	0.004	288286	15.0	4	8.240	0.001	129990	7.9
Total CollAve (4 peaks):				8.1		Total Col2Ave (4 peaks):				8.7 RPD = 7
Corrected Ave (3 peaks):					5.9	Corrected Ave (3 peaks): 7.2 RPD = 21				
Aroclor-1254	1	7.822	0.001	305035	14.4	1	8.469	0.000	315550	18.0
Aroclor-1254	2	8.123	-0.002	336519	24.7	2	8.870	0.000	168108	14.6
Aroclor-1254	3	8.230	-0.001	610537	23.6	3	8.982	0.001	490947	21.3
Aroclor-1254	4	8.483	-0.007	470456	17.3	4	9.157	0.016	753909	28.2
Aroclor-1254	5	8.763	-0.003	328066	20.1	5	9.537	0.006	386288	24.6
Total CollAve (5 peaks):				20.0		Total Col2Ave (5 peaks):				21.4 RPD = 7
Corrected Ave (4 peaks):					18.8	Corrected Ave (4 peaks): 19.6 RPD = 4				
Aroclor-1260	1	9.144	-0.004	196471	19.8	1	9.290	0.002	558836	30.4
Aroclor-1260	2	9.374	0.001	152743	16.2	2	10.060	0.005	375919	31.5
Aroclor-1260	3	9.645	0.024	1300752	54.2	3	10.222	0.006	1277338	41.7
Aroclor-1260	4	9.898	-0.001	199080	16.0	4	10.614	-0.002	391348	21.5
Aroclor-1260	5	10.017	-0.004	133419	22.0	NS	---			---
Total CollAve (5 peaks):				25.6		Total Col2Ave (4 peaks):				31.3 RPD = 20
Corrected Ave (4 peaks):					18.5	Corrected Ave (3 peaks): 27.8 RPD = 40*				
Aroclor-1262	1	9.374	0.001	152743	7.7	1	10.060	0.002	375919	15.2
Aroclor-1262	2	9.645	0.026	1300752	27.5	2	10.222	0.004	1277338	21.5
Aroclor-1262	3	9.971	-0.050	95926	4.8	3	10.564	-0.007	583398	23.5
Aroclor-1262	4	10.017	9.017	133419	6.3	4	10.614	-0.005	391348	10.8
Aroclor-1262	5	10.474	0.017	3328610	192.6	5	11.093	0.010	1186299	59.3
Total CollAve (5 peaks):				47.8		Total Col2Ave (5 peaks):				26.1 RPD = 59*
Corrected Ave (4 peaks):					11.6	Corrected Ave (4 peaks): 17.8 RPD = 42*				
Aroclor-1268	1	9.971	-0.050	95926	2.5	1	10.564	-0.007	583398	12.8
Aroclor-1268	2	10.017	9.017	133419	3.6	2	10.614	-0.005	391348	9.4
Aroclor-1268	3	10.271	0.040	175351	5.9	3	10.883	-0.005	1103334	34.1
Aroclor-1268	4	10.799	-0.004	139263	1.6	4	11.401	-0.015	236633	2.5
Total CollAve (4 peaks):				3.4		Total Col2Ave (4 peaks):				14.7 RPD = 125*
Corrected Ave (3 peaks):					2.6	Corrected Ave (3 peaks): 8.2 RPD = 105*				

Total PCB Area Col1 (4.499 - 10.961) = 22756314

Col1 Total PCB = 0.1 ppm*

Total PCB Area Col2 (5.066 - 11.603) = 26763106

Col2 Total PCB = 0.1 ppm*

* Quantitated against AR1660 0.25ppm in Ical

PCB-Form 10 Mod.

PB44 : 00934

ORGANICS ANALYSIS DATA SHEET

PSDDA PCB by GC/ECD

Page 1 of 1

Sample ID: 3SED6-A

SAMPLE

Lab Sample ID: PB44G

LIMS ID: 09-12793

Matrix: Sediment

Data Release Authorized: *[Signature]*

Reported: 06/17/09

QC Report No: PB44-ENVIROMENTAL SCIENCE CORP.

Project: JELD-WEN NORD DOOR

Date Sampled: 06/04/09

Date Received: 06/04/09

Date Extracted: 06/10/09

Date Analyzed: 06/14/09 02:46

Instrument/Analyst: ECD5/JGR

GPC Cleanup: No

Sulfur Cleanup: Yes

Acid Cleanup: Yes

Florisil Cleanup: No

Sample Amount: 26.3 g-dry-wt

Final Extract Volume: 1.0 mL

Dilution Factor: 5.00

Silica Gel: Yes

Percent Moisture: 19.6%

CAS Number	Analyte	RL	Result
12674-11-2	Aroclor 1016	3.8	< 3.8 U
53469-21-9	Aroclor 1242	3.8	< 3.8 U
12672-29-6	Aroclor 1248	3.8	< 3.8 U
11097-69-1	Aroclor 1254	3.8	< 3.8 U
11096-82-5	Aroclor 1260	3.8	< 3.8 U
11104-28-2	Aroclor 1221	3.8	< 3.8 U
11141-16-5	Aroclor 1232	3.8	< 3.8 U

Reported in $\mu\text{g}/\text{kg}$ (ppb)

PCB Surrogate Recovery

Decachlorobiphenyl	99.8%
Tetrachlorometaxylene	68.1%

Analytical Resources Inc.
Dual Column PCB Quantitation Report

Data file 1: 20090606.B/0613-1.b/0613B054.d
Data file 2: 20090606.B/0613-2.b/0613B054.d
Method: /chem2/ecd5.i/20090606.B/PCB1.m
Compound Sublist: PCB
Instrument, Inj. Vol.: ecd5.i, 2ul
Quant Method: Internal Std

ARI ID: PB44G
Client ID:
Injection Date: 14-JUN-2009 02:46
Report Date: 06/17/2009 09:14
Matrix: SOIL
Dilution Factor: 5.000

ZB5 Col			ZB35 Col			ZB5	ZB35	RPD	Compound/Flag
RT	Shift	Response	RT	Shift	Response	on col	on col		
4.399	0.000	2021346	4.969	0.003	2182025	5.5	5.2	5.0	Tetrachloro-m-xylene
11.060	-0.001	1519081	11.702	0.000	2214100	6.2	8.0	24.6	Decachlorobiphenyl

- * Indicates RPD > 40%
- M Indicates Column 1 peak was manually integrated
- N Indicates Column 2 peak was manually integrated

SURROGATE PERCENT RECOVERY

SURROGATE	Col1	Col2
Tetrachloro-m-xylene	68.2	64.9
Decachlorobiphenyl	77.9	99.8

06/17/09

INTERNAL STANDARD SUMMARY

Standard Cpnd	Column 1		%D
	Standard Area*	Sample Area	
Bromo-Nitrobenzene	30034732	28316982	-5.7
Hexabromobiphenyl	12924817	8892451	-31.2

Standard Cpnd	Column 2		%D
	Standard Area*	Sample Area	
Bromo-Nitrobenzene	33277512	32534378	-2.2
Hexabromobiphenyl	11348053	9613082	-15.3

- * Standard Areas taken from Initial Cal Level 3
Initial Calibration Date: 07-JUN-2009
- <- Indicates standard response outside Limits (-50 to +100%)

ZB5 Col ZB35 Col

Aroclor	Peak#	RT	Shift	Area	Amount	Peak#	RT	Shift	Area	Amount	
Aroclor-1016	1	---			0.0	1	---			0.0	
Aroclor-1016	2	---			0.0	2	7.155	0.046	51263	1.7	
Aroclor-1016	3	---			0.0	3	7.297	-0.011	39415	3.3	
Aroclor-1016	4	---			0.0	4	7.949	0.057	85544	9.3	
CollAve: <3 Quant Peaks						Col2Ave: 4.7					
Aroclor-1221	1	---			0.0	1	5.608	0.042	33030	1.7	
Aroclor-1221	2	---			0.0	2	5.845	0.054	195228	17.3	
Aroclor-1221	3	---			0.0	3	5.930	0.033	117792	3.2	
Aroclor-1221	NS	---			----	4	7.297	-0.014	39415	6.7	
CollAve: <3 Quant Peaks						Col2Ave: 7.2					
Aroclor-1232	1	---			0.0	1	5.930	0.034	117792	9.7	
Aroclor-1232	2	---			0.0	2	---			0.0	
Aroclor-1232	3	---			0.0	3	7.155	0.041	51263	2.4	
Aroclor-1232	4	---			0.0	4	7.297	-0.013	39415	4.7	
CollAve: <3 Quant Peaks						Col2Ave: 5.6					
Aroclor-1242	1	---			0.0	1	---			0.0	
Aroclor-1242	2	---			0.0	2	7.155	0.044	51263	1.8	
Aroclor-1242	3	---			0.0	3	7.297	-0.011	39415	3.6	
Aroclor-1242	4	---			0.0	4	8.107	-0.079	122525	24.4	
CollAve: <3 Quant Peaks						Col2Ave: 9.9					
Aroclor-1248	1	---			0.0	1	7.155	0.051	51263	2.8	
Aroclor-1248	2	---			0.0	2	7.578	0.047	63580	6.1	
Aroclor-1248	3	---			0.0	3	7.949	0.057	85544	6.3	
Aroclor-1248	4	---			0.0	4	8.269	0.030	130526	7.4	
CollAve: <3 Quant Peaks						Col2Ave: 5.6					
Aroclor-1254	1	---			0.0	1	8.537	0.068	83046	4.4	
Aroclor-1254	2	---			0.0	2	8.874	0.004	52060	4.2	
Aroclor-1254	3	---			0.0	3	8.982	0.002	75369	3.0	
Aroclor-1254	4	---			0.0	4	9.162	0.021	56089	2.0	
Aroclor-1254	5	---			0.0	5	9.528	-0.004	5479	0.3	
CollAve: <3 Quant Peaks						Col2Ave: 2.8					
Aroclor-1260	1	---			0.0	1	9.288	0.000	17044	0.9	
Aroclor-1260	2	---			0.0	2	10.061	0.006	49524	4.2	
Aroclor-1260	3	9.622	0.002	22866	1.0	3	10.236	0.021	154383	5.1	
Aroclor-1260	4	---			0.0	4	10.613	-0.003	67498	3.8	
Aroclor-1260	5	10.014	-0.006	55556	9.5	NS	---			----	
CollAve: <3 Quant Peaks						Col2Ave: 3.5					
Aroclor-1262	1	---			0.0	1	10.061	0.003	49524	2.0	
Aroclor-1262	2	9.622	0.003	22866	0.5	2	10.236	0.018	154383	2.7	
Aroclor-1262	3	10.014	-0.007	55556	2.9	3	10.564	-0.008	59066	2.4	
Aroclor-1262	4	---			0.0	4	10.613	-0.006	67498	1.9	
Aroclor-1262	5	10.468	0.011	56394	3.4	5	11.089	0.006	92431	4.7	
Total CollAve (3 peaks):				2.3	Total Col2Ave (5 peaks):				2.7	RPD = 20	
Corrected Ave: < 3 Peaks					Corrected Ave (4 peaks):				2.3		
Aroclor-1268	1	10.014	-0.007	55556	1.5	1	10.564	-0.008	59066	1.3	
Aroclor-1268	2	---			0.0	2	10.613	-0.006	67498	1.6	
Aroclor-1268	3	10.189	-0.043	12348	0.4	3	10.870	-0.018	34805	1.1	
Aroclor-1268	4	10.802	-0.001	115974	1.4	4	11.398	-0.018	52623	0.6	
Total CollAve (3 peaks):				1.1	Total Col2Ave (4 peaks):				1.2	RPD = 4	
Corrected Ave: < 3 Peaks					Corrected Ave (3 peaks):				1.0		

Total PCB Area Col1 (4.499 - 10.961) = 1053518

Col1 Total PCB = 0.0 ppm*

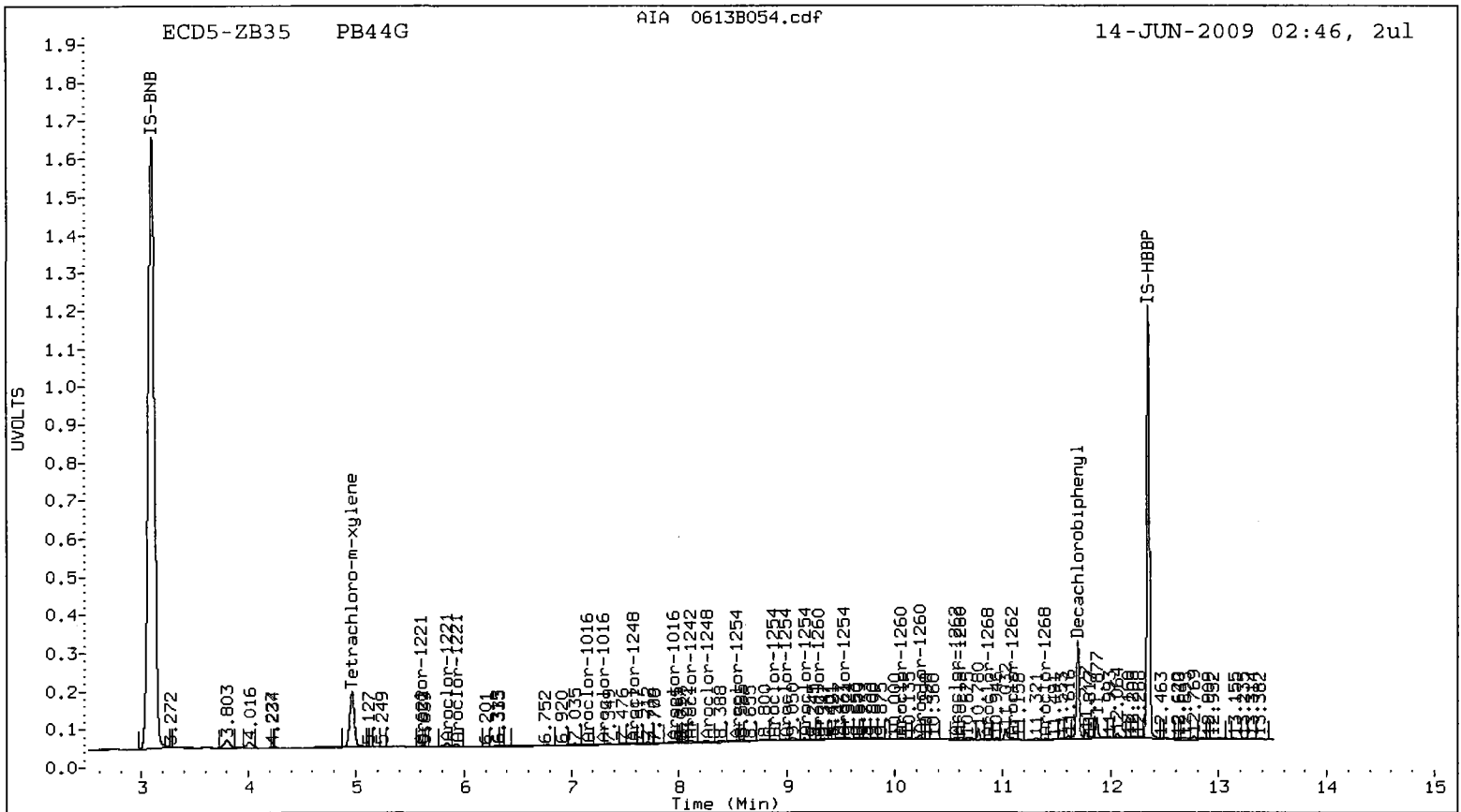
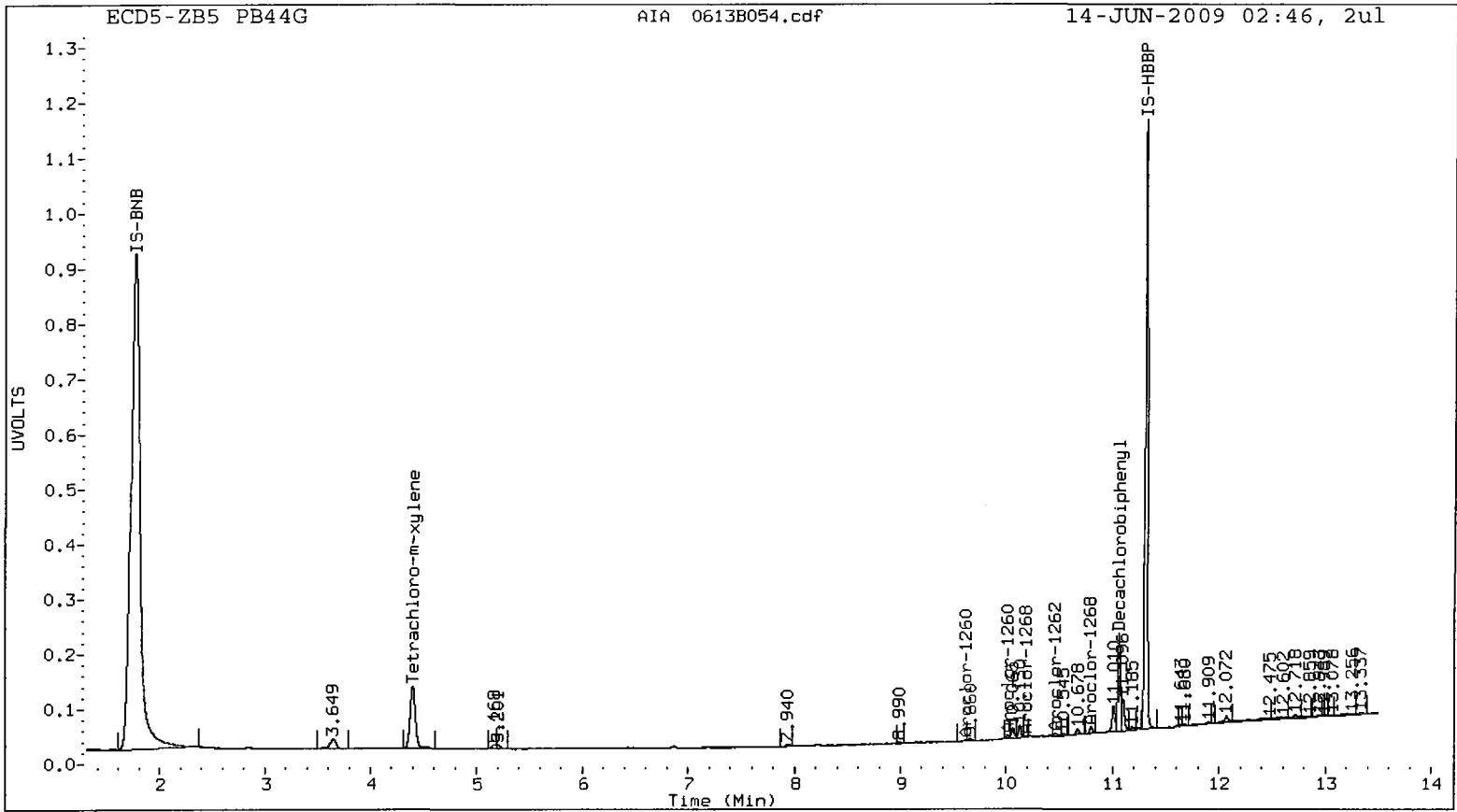
Total PCB Area Col2 (5.066 - 11.603) = 4181324

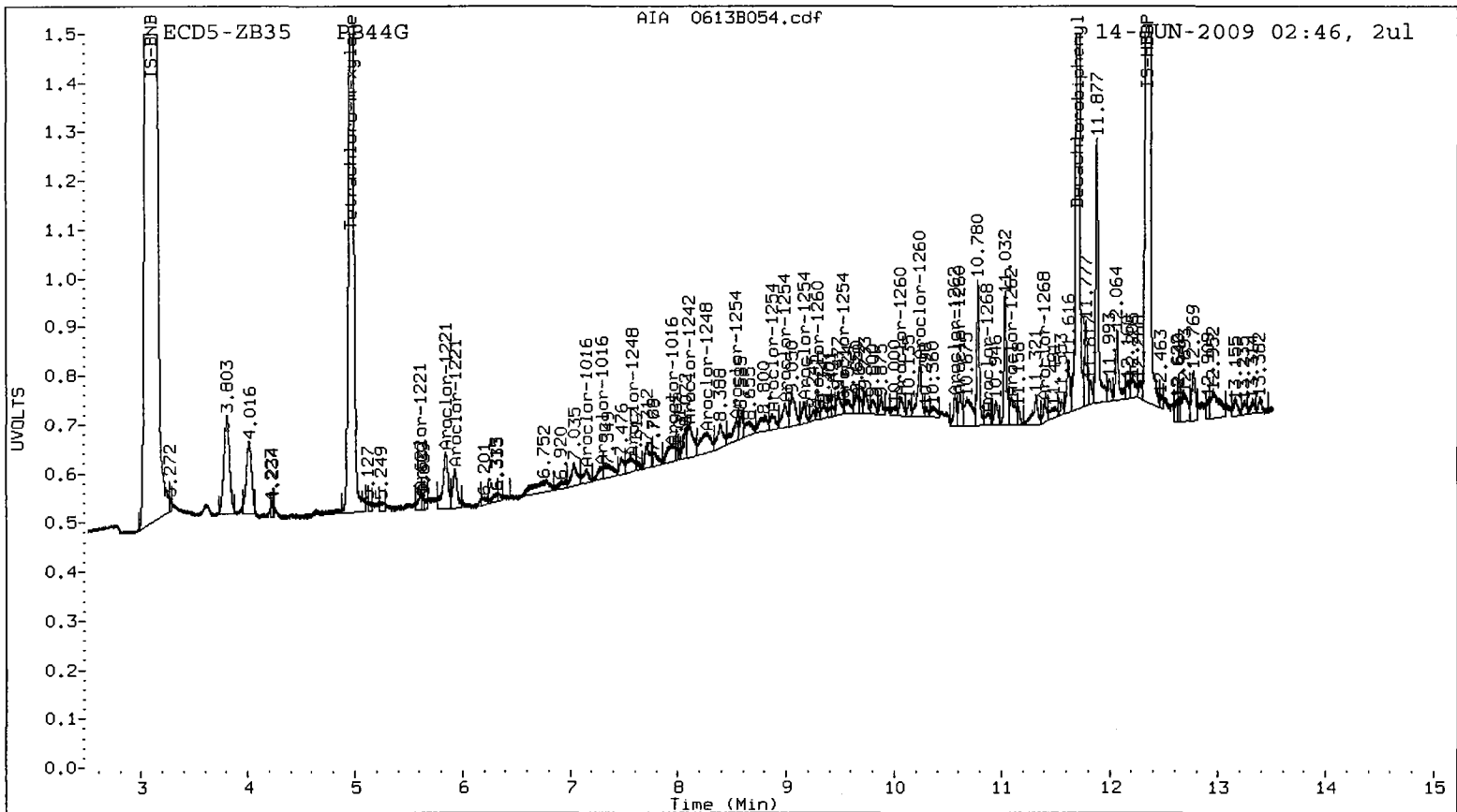
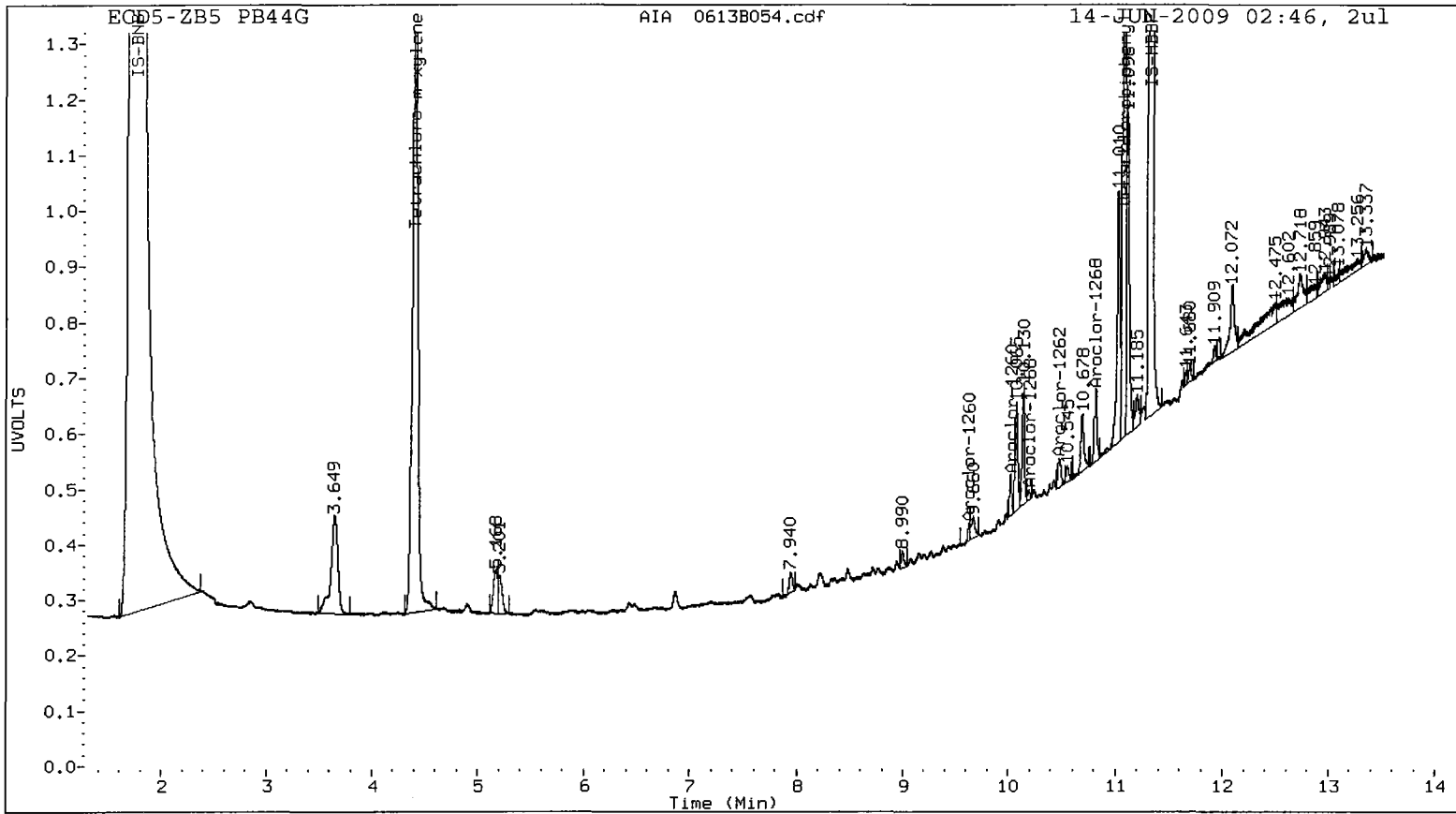
Col2 Total PCB = 0.0 ppm*

* Quantitated against AR1660 0.25ppm in Ical

PCB-Form 10 Mod.

PD44 : 00940





ORGANICS ANALYSIS DATA SHEET

PSDDA PCB by GC/ECD

Page 1 of 1


Sample ID: 3SED6-B

SAMPLE

Lab Sample ID: PB44H

LIMS ID: 09-12794

Matrix: Sediment

Data Release Authorized: 

Reported: 06/17/09

QC Report No: PB44-ENVIRONMENTAL SCIENCE CORP.

Project: JELD-WEN NORD DOOR

Date Sampled: 06/04/09

Date Received: 06/04/09

Date Extracted: 06/10/09

Date Analyzed: 06/14/09 03:03

Instrument/Analyst: ECD5/JGR

GPC Cleanup: No

Sulfur Cleanup: Yes

Acid Cleanup: Yes

Florisil Cleanup: No

Sample Amount: 25.4 g-dry-wt

Final Extract Volume: 1.0 mL

Dilution Factor: 5.00

Silica Gel: Yes

Percent Moisture: 13.3%

CAS Number	Analyte	RL	Result
12674-11-2	Aroclor 1016	3.9	< 3.9 U
53469-21-9	Aroclor 1242	3.9	< 3.9 U
12672-29-6	Aroclor 1248	3.9	< 3.9 U
11097-69-1	Aroclor 1254	3.9	< 3.9 U
11096-82-5	Aroclor 1260	3.9	< 3.9 U
11104-28-2	Aroclor 1221	3.9	< 3.9 U
11141-16-5	Aroclor 1232	3.9	< 3.9 U

Reported in $\mu\text{g}/\text{kg}$ (ppb)

PCB Surrogate Recovery

Decachlorobiphenyl	82.4%
Tetrachlorometaxylene	67.1%

Analytical Resources Inc.
Dual Column PCB Quantitation Report

Data file 1: 20090606.B/0613-1.b/0613B055.d
Data file 2: 20090606.B/0613-2.b/0613B055.d
Method: /chem2/ecd5.i/20090606.B/PCB1.m
Compound Sublist: PCB
Instrument, Inj. Vol.: ecd5.i, 2ul
Quant Method: Internal Std

ARI ID: PB44H
Client ID:
Injection Date: 14-JUN-2009 03:03
Report Date: 06/17/2009 09:14
Matrix: SOIL
Dilution Factor: 5.000

ZB5 Col			ZB35 Col			ZB5	ZB35	RPD	Compound/Flag
RT	Shift	Response	RT	Shift	Response	on col	on col		
4.401	0.002	2025781	4.969	0.003	2251232	5.4	5.2	2.7	Tetrachloro-m-xylene
11.059	-0.002	1659015	11.703	0.000	1773139	6.6	6.2	5.6	Decachlorobiphenyl

- * Indicates RPD > 40%
- M Indicates Column 1 peak was manually integrated
- N Indicates Column 2 peak was manually integrated

SURROGATE PERCENT RECOVERY

SURROGATE	Col1	Col2
Tetrachloro-m-xylene	67.1	65.3
Decachlorobiphenyl	82.4	77.9

06/17/09

INTERNAL STANDARD SUMMARY

Standard Cpnd	Column 1		%D
	Standard Area*	Sample Area	
Bromo-Nitrobenzene	30034732	28812721	-4.1
Hexabromobiphenyl	12924817	9175320	-29.0

Standard Cpnd	Column 2		%D
	Standard Area*	Sample Area	
Bromo-Nitrobenzene	33277512	33313001	0.1
Hexabromobiphenyl	11348053	9857398	-13.1

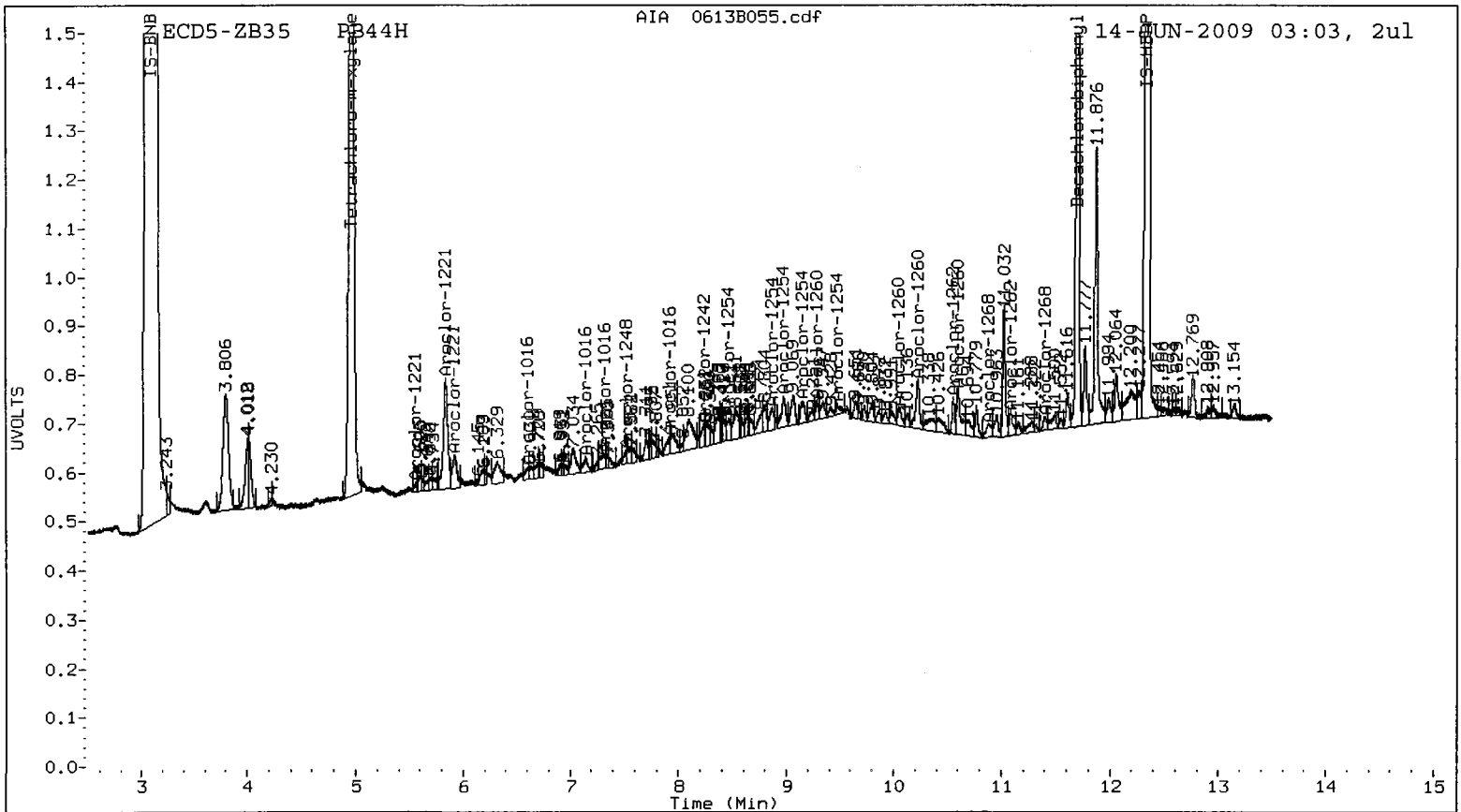
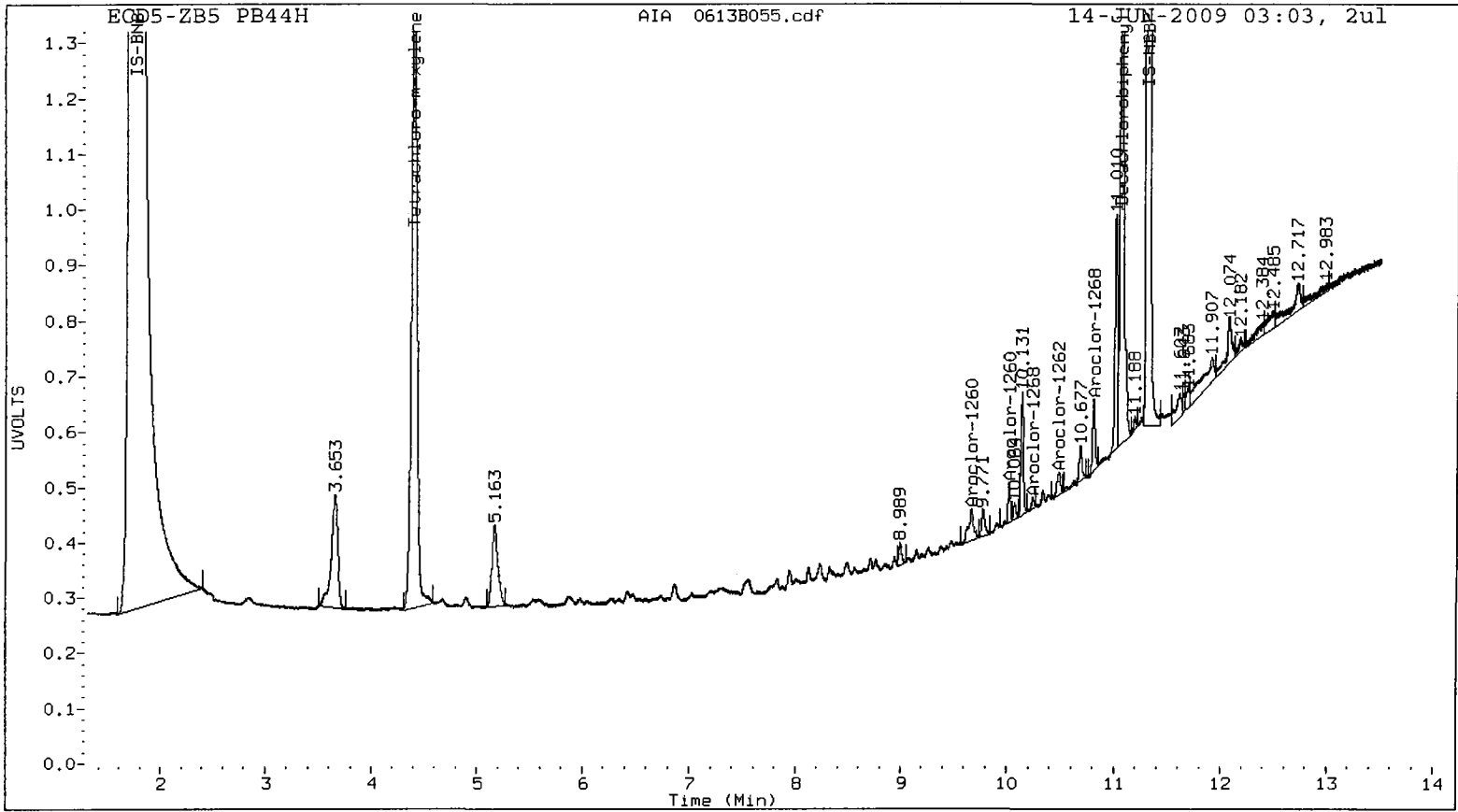
- * Standard Areas taken from Initial Cal Level 3
Initial Calibration Date: 07-JUN-2009
- <- Indicates standard response outside Limits (-50 to +100%)

ZB5 Col					ZB35 Col							
Aroclor	Peak#	RT	Shift	Area	Amount	Peak#	RT	Shift	Area	Amount		
Aroclor-1016	1	---			0.0	1	6.611	0.080	28937	1.9		
Aroclor-1016	2	---			0.0	2	7.153	0.044	47103	1.5		
Aroclor-1016	3	---			0.0	3	7.335	0.028	49704	4.0		
Aroclor-1016	4	---			0.0	4	7.924	0.031	45336	4.8		
CollAve: <3 Quant Peaks						Col2Ave: 3.1						
Aroclor-1221	1	---			0.0	1	5.567	0.001	11719	0.6		
Aroclor-1221	2	---			0.0	2	5.845	0.053	332978	28.8		
Aroclor-1221	3	---			0.0	3	5.928	0.032	102798	2.7		
Aroclor-1221	NS	---			----	4	7.335	0.025	49704	8.2		
CollAve: <3 Quant Peaks						Col2Ave: 10.1						
Aroclor-1232	1	---			0.0	1	5.928	0.032	102798	8.3		
Aroclor-1232	2	---			0.0	2	6.611	0.076	28937	2.5		
Aroclor-1232	3	---			0.0	3	7.153	0.040	47103	2.1		
Aroclor-1232	4	---			0.0	4	7.335	0.025	49704	5.8		
CollAve: <3 Quant Peaks						Col2Ave: 4.7						
Aroclor-1242	1	---			0.0	1	6.611	0.082	28937	2.0		
Aroclor-1242	2	---			0.0	2	7.153	0.043	47103	1.6		
Aroclor-1242	3	---			0.0	3	7.335	0.028	49704	4.4		
Aroclor-1242	4	---			0.0	4	8.241	0.055	55458	10.8		
CollAve: <3 Quant Peaks						Col2Ave: 4.7						
Aroclor-1248	1	---			0.0	1	7.153	0.049	47103	2.5		
Aroclor-1248	2	---			0.0	2	7.534	0.003	27464	2.6		
Aroclor-1248	3	---			0.0	3	7.924	0.031	45336	3.2		
Aroclor-1248	4	---			0.0	4	8.241	0.002	55458	3.1		
CollAve: <3 Quant Peaks						Col2Ave: 2.9						
Aroclor-1254	1	---			0.0	1	8.471	0.001	48869	2.5		
Aroclor-1254	2	---			0.0	2	8.873	0.003	64840	5.1		
Aroclor-1254	3	---			0.0	3	8.979	-0.001	93843	3.7		
Aroclor-1254	4	---			0.0	4	9.160	0.018	59993	2.0		
Aroclor-1254	5	---			0.0	5	9.479	-0.053	24731	1.4		
CollAve: <3 Quant Peaks						Col2Ave: 3.0						
Aroclor-1260	1	---			0.0	1	9.286	-0.002	31828	1.7		
Aroclor-1260	2	---			0.0	2	10.058	0.002	50072	4.2		
Aroclor-1260	3	9.662	0.042	95371	4.0	3	10.234	0.019	126829	4.1		
Aroclor-1260	4	---			0.0	4	10.605	-0.010	127043	6.9		
Aroclor-1260	5	10.014	-0.007	51290	8.5	NS	---	---	----	----		
CollAve: <3 Quant Peaks						Col2Ave: 4.2						
Aroclor-1262	1	---			0.0	1	10.058	0.000	50072	2.0		
Aroclor-1262	2	9.662	0.044	95371	2.0	2	10.234	0.016	126829	2.1		
Aroclor-1262	3	10.014	-0.008	51290	2.6	3	10.562	-0.009	58680	2.3		
Aroclor-1262	4	---			0.0	4	10.605	-0.013	127043	3.5		
Aroclor-1262	5	10.476	0.019	44564	2.6	5	11.092	0.009	59229	2.9		
Total CollAve (3 peaks):					2.4	Total Col2Ave (5 peaks):					2.6	RPD = 7
Corrected Ave: < 3 Peaks						Corrected Ave (4 peaks):					2.4	
Aroclor-1268	1	10.014	-0.008	51290	1.3	1	10.562	-0.009	58680	1.3		
Aroclor-1268	2	---			0.0	2	10.605	-0.013	127043	3.0		
Aroclor-1268	3	10.232	0.000	15731	0.5	3	10.893	0.005	45607	1.4		
Aroclor-1268	4	10.802	-0.001	112065	1.3	4	11.404	-0.012	34109	0.4		
Total CollAve (3 peaks):					1.1	Total Col2Ave (4 peaks):					1.5	RPD = 35
Corrected Ave: < 3 Peaks						Corrected Ave (3 peaks):					1.0	
Total PCB Area Col1 (4.499 - 10.961) =					971833	Col1 Total PCB = 0.0 ppm*						
Total PCB Area Col2 (5.066 - 11.603) =					4156808	Col2 Total PCB = 0.0 ppm*						

* Quantitated against AR1660 0.25ppm in Ical

PCB-Form 10 Mod.

PB44 : 00946



ORGANICS ANALYSIS DATA SHEET

PSDDA PCB by GC/ECD

Page 1 of 1

Sample ID: 3SED6-C

SAMPLE

Lab Sample ID: PB44I

LIMS ID: 09-12795

Matrix: Sediment

Data Release Authorized: *AS*

Reported: 06/17/09

QC Report No: PB44-ENVIROMENTAL SCIENCE CORP.

Project: JELD-WEN NORD DOOR

Date Sampled: 06/04/09

Date Received: 06/04/09

Date Extracted: 06/10/09

Date Analyzed: 06/14/09 03:20

Instrument/Analyst: ECD5/JGR

GPC Cleanup: No

Sulfur Cleanup: Yes

Acid Cleanup: Yes

Florisil Cleanup: No

Sample Amount: 25.7 g-dry-wt

Final Extract Volume: 1.0 mL

Dilution Factor: 5.00

Silica Gel: Yes

Percent Moisture: 14.5%

CAS Number	Analyte	RL	Result
12674-11-2	Aroclor 1016	3.9	< 3.9 U
53469-21-9	Aroclor 1242	3.9	< 3.9 U
12672-29-6	Aroclor 1248	3.9	< 3.9 U
11097-69-1	Aroclor 1254	3.9	< 3.9 U
11096-82-5	Aroclor 1260	3.9	< 3.9 U
11104-28-2	Aroclor 1221	3.9	< 3.9 U
11141-16-5	Aroclor 1232	3.9	< 3.9 U

Reported in $\mu\text{g}/\text{kg}$ (ppb)

PCB Surrogate Recovery

Decachlorobiphenyl	90.4%
Tetrachlorometaxylene	75.5%

Analytical Resources Inc.
Dual Column PCB Quantitation Report

Data file 1: 20090606.B/0613-1.b/0613B056.d
Data file 2: 20090606.B/0613-2.b/0613B056.d
Method: /chem2/ecd5.i/20090606.B/PCB1.m
Compound Sublist: PCB
Instrument, Inj. Vol.: ecd5.i, 2ul
Quant Method: Internal Std

ARI ID: PB44I
Client ID:
Injection Date: 14-JUN-2009 03:20
Report Date: 06/17/2009 09:14
Matrix: SOIL
Dilution Factor: 5.000

ZB5 Col			ZB35 Col			ZB5	ZB35	RPD	Compound/Flag
RT	Shift	Response	RT	Shift	Response	on col	on col		
4.401	0.002	2233779	4.968	0.002	2532108	6.0	6.0	0.5	Tetrachloro-m-xylene
11.059	-0.001	1879615	11.703	0.000	1862734	7.2	6.5	10.8	Decachlorobiphenyl

- * Indicates RPD > 40%
- M Indicates Column 1 peak was manually integrated
- N Indicates Column 2 peak was manually integrated

SURROGATE PERCENT RECOVERY

SURROGATE	Col1	Col2
Tetrachloro-m-xylene	75.5	75.2
Decachlorobiphenyl	90.4	81.2

2006/17/09

INTERNAL STANDARD SUMMARY

Standard Cpnd	Column 1		
	Standard Area*	Sample Area	%D
Bromo-Nitrobenzene	30034732	28239011	-6.0
Hexabromobiphenyl	12924817	9478786	-26.7

Standard Cpnd	Column 2		
	Standard Area*	Sample Area	%D
Bromo-Nitrobenzene	33277512	32567023	-2.1
Hexabromobiphenyl	11348053	9939070	-12.4

- * Standard Areas taken from Initial Cal Level 3
Initial Calibration Date: 07-JUN-2009
- <- Indicates standard response outside Limits (-50 to +100%)

ZB5 Col ZB35 Col

Aroclor	Peak#	RT	Shift	Area	Amount	Peak#	RT	Shift	Area	Amount	
Aroclor-1016	1	---			0.0	1	6.523	-0.007	34269	2.3	
Aroclor-1016	2	---			0.0	2	7.155	0.046	69643	2.2	
Aroclor-1016	3	---			0.0	3	7.287	-0.020	56288	4.7	
Aroclor-1016	4	---			0.0	4	7.946	0.053	110380	12.0	
CollAve: <3 Quant Peaks						Col2Ave: 5.3					
Aroclor-1221	1	---			0.0	1	5.613	0.047	158690	8.4	
Aroclor-1221	2	---			0.0	2	5.846	0.054	258015362	22866.6	
Aroclor-1221	3	---			0.0	3	---			0.0	
Aroclor-1221	NS	---			---	4	7.287	-0.023	56288	9.5	
CollAve: <3 Quant Peaks						Col2Ave: 7628.2					
Aroclor-1232	1	---			0.0	1	5.846	-0.050	258015362	21244.7	
Aroclor-1232	2	---			0.0	2	6.523	-0.012	34269	3.1	
Aroclor-1232	3	---			0.0	3	7.155	0.042	69643	3.3	
Aroclor-1232	4	---			0.0	4	7.287	-0.023	56288	6.7	
CollAve: <3 Quant Peaks						Col2Ave: 5314.4					
Aroclor-1242	1	---			0.0	1	6.523	-0.006	34269	2.4	
Aroclor-1242	2	---			0.0	2	7.155	0.044	69643	2.4	
Aroclor-1242	3	---			0.0	3	7.287	-0.020	56288	5.1	
Aroclor-1242	4	---			0.0	4	8.243	0.058	93028	18.5	
CollAve: <3 Quant Peaks						Col2Ave: 7.1					
Aroclor-1248	1	---			0.0	1	7.155	0.051	69643	3.8	
Aroclor-1248	2	---			0.0	2	7.543	0.012	69556	6.7	
Aroclor-1248	3	---			0.0	3	7.946	0.054	110380	8.1	
Aroclor-1248	4	---			0.0	4	8.243	0.004	93028	5.3	
CollAve: <3 Quant Peaks						Col2Ave: 6.0					
Aroclor-1254	1	7.821	0.000	35507	1.6	1	8.468	-0.001	38307	2.0	
Aroclor-1254	2	8.123	-0.002	42590	3.0	2	8.870	0.000	75287	6.1	
Aroclor-1254	3	8.229	-0.002	68872	2.6	3	8.979	-0.002	107344	4.3	
Aroclor-1254	4	8.486	-0.004	44890	1.6	4	9.158	0.016	79855	2.8	
Aroclor-1254	5	8.711	-0.054	32246	1.9	5	9.528	-0.004	84713	5.0	
Total CollAve (5 peaks):				2.1	Total Col2Ave (5 peaks):				4.1	RPD = 62*	
Corrected Ave (4 peaks):				1.9	Corrected Ave (4 peaks):				3.5	RPD = 60*	
Aroclor-1260	1	---			0.0	1	9.287	-0.001	60359	3.2	
Aroclor-1260	2	---			0.0	2	10.061	0.006	49253	4.1	
Aroclor-1260	3	9.660	0.040	174169	7.1	3	10.235	0.020	185105	6.0	
Aroclor-1260	4	9.930	0.031	44373	3.5	4	10.607	-0.008	177265	9.6	
Aroclor-1260	5	10.012	-0.009	83657	13.5	NS	---			---	
Total CollAve (3 peaks):				8.0	Total Col2Ave (4 peaks):				5.7	RPD = 34	
Corrected Ave: < 3 Peaks					Corrected Ave (3 peaks):				4.4		
Aroclor-1262	1	---			0.0	1	10.061	0.003	49253	2.0	
Aroclor-1262	2	9.660	0.041	174169	3.6	2	10.235	0.017	185105	3.1	
Aroclor-1262	3	9.930	-0.091	44373	2.1	3	10.563	-0.008	128244	5.1	
Aroclor-1262	4	10.012	9.012	83657	3.8	4	10.607	-0.011	177265	4.8	
Aroclor-1262	5	10.470	0.014	187450	10.6	5	11.031	-0.052	443633	21.9	
Total CollAve (4 peaks):				5.0	Total Col2Ave (5 peaks):				7.4	RPD = 37	
Corrected Ave (3 peaks):				3.2	Corrected Ave (4 peaks):				3.7	RPD = 16	
Aroclor-1268	1	9.930	-0.091	44373	1.1	1	10.563	-0.009	128244	2.8	
Aroclor-1268	2	10.012	9.012	83657	2.2	2	10.607	-0.011	177265	4.2	
Aroclor-1268	3	10.328	0.097	89990	3.0	3	10.881	-0.007	70720	2.2	
Aroclor-1268	4	10.801	-0.002	123855	1.4	4	11.395	-0.021	74149	0.8	
Total CollAve (4 peaks):				1.9	Total Col2Ave (4 peaks):				2.5	RPD = 25	
Corrected Ave (3 peaks):				1.6	Corrected Ave (3 peaks):				1.9	RPD = 18	

Total PCB Area Coll (4.499 - 10.961) = 178971410

Coll Total PCB = 0.9 ppm*

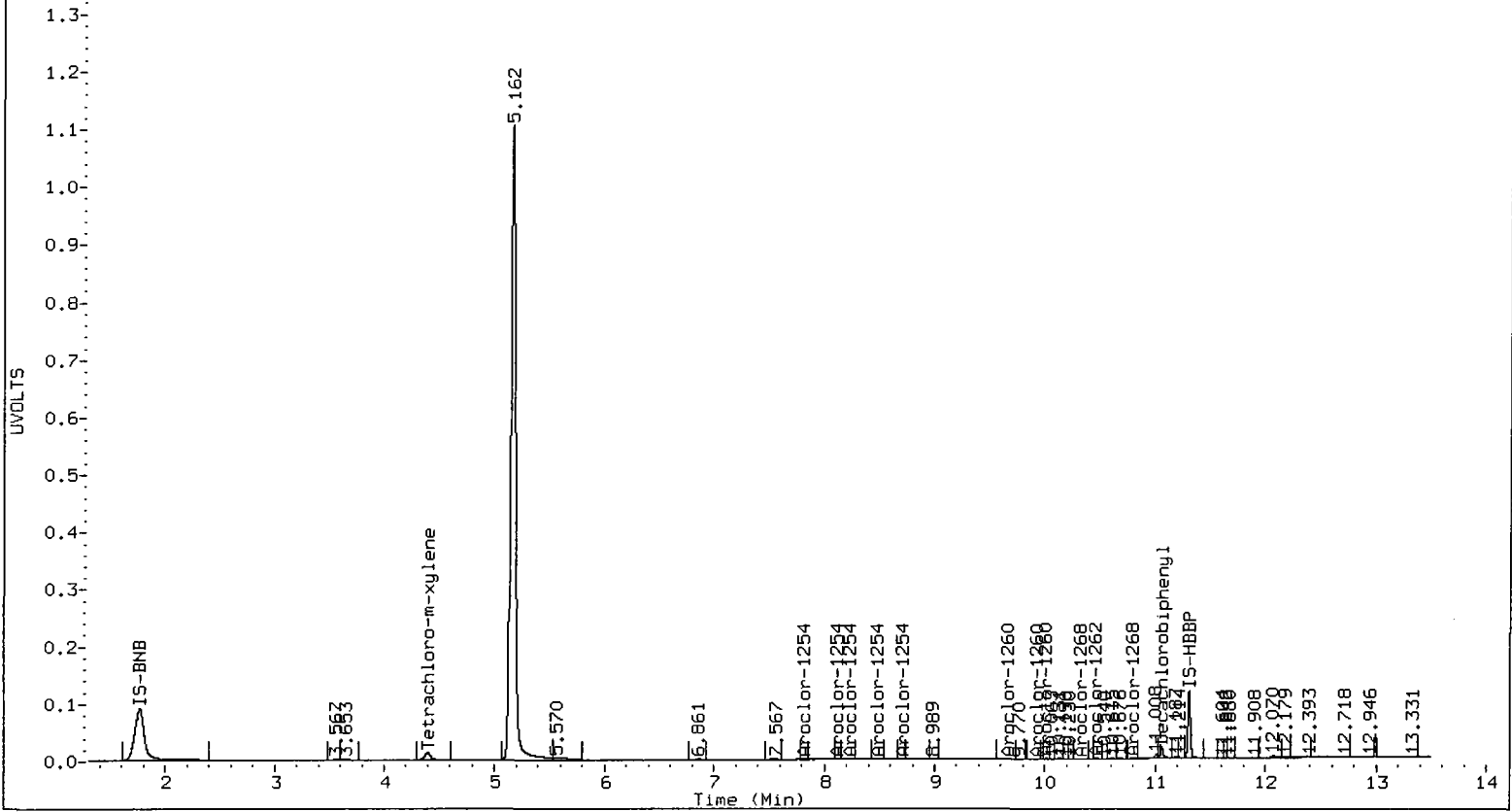
Total PCB Area Col2 (5.066 - 11.603) = 263357374

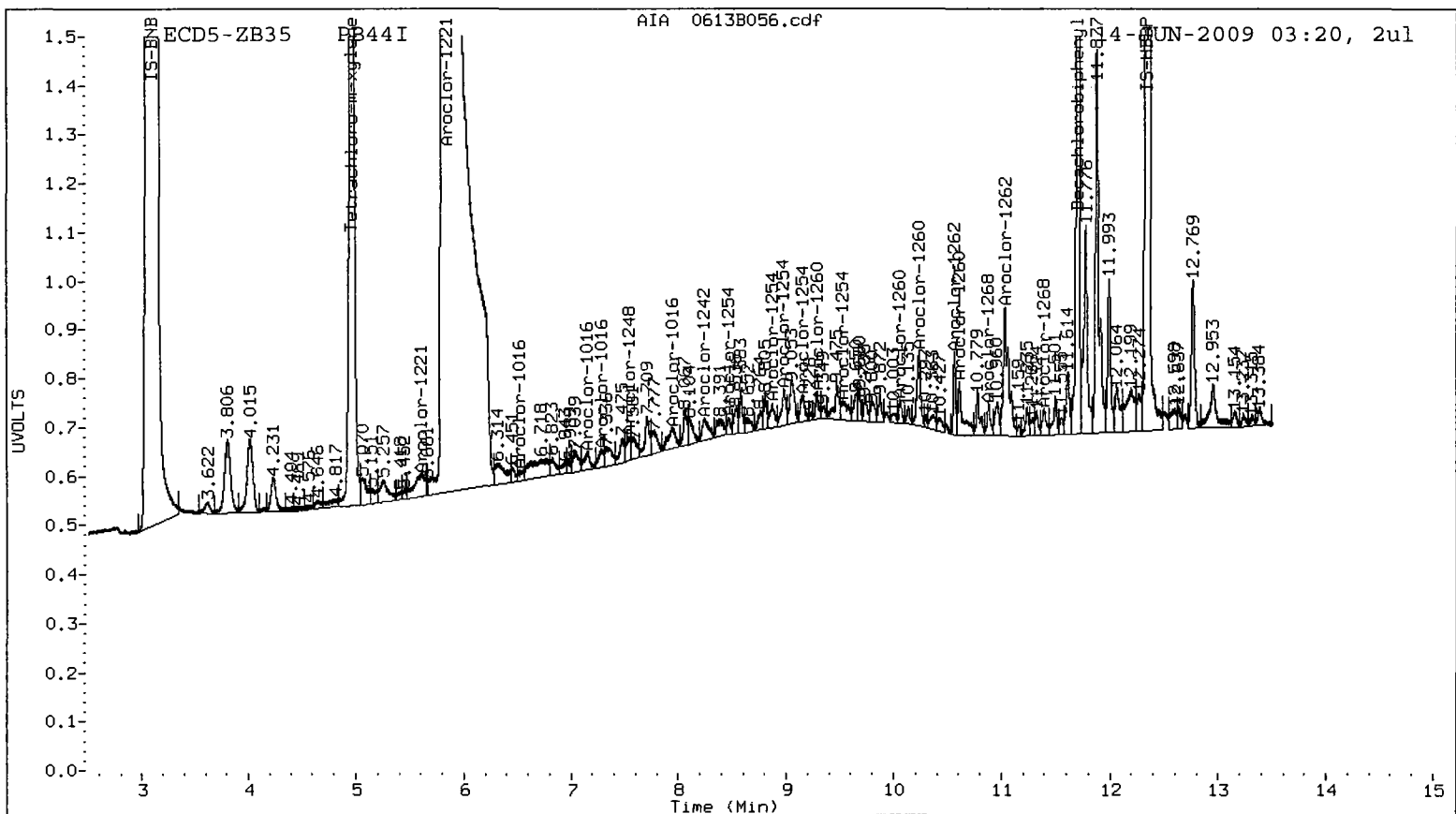
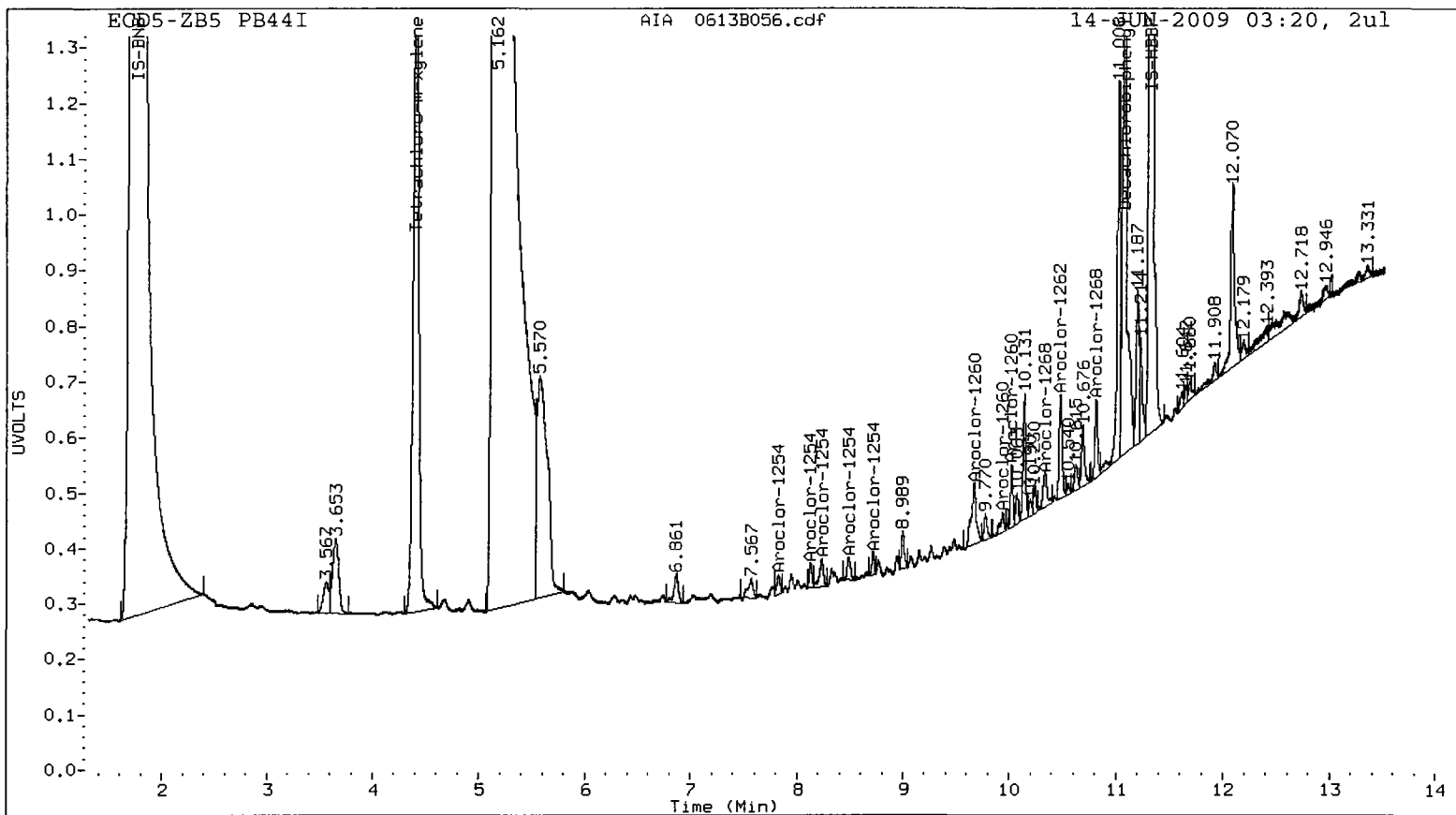
Col2 Total PCB = 1.3 ppm*

* Quantitated against AR1660 0.25ppm in Ical

PCB-Form 10 Mod.

PB44 : 00952





PB44: 00954

ORGANICS ANALYSIS DATA SHEET

PSDDA PCB by GC/ECD

Page 1 of 1

Sample ID: 3SED7-A

SAMPLE

Lab Sample ID: PB44J

LIMS ID: 09-12796

Matrix: Sediment

Data Release Authorized: *AS*

Reported: 06/17/09

QC Report No: PB44-ENVIROMENTAL SCIENCE CORP.

Project: JELD-WEN NORD DOOR

Date Sampled: 06/04/09

Date Received: 06/04/09

Date Extracted: 06/10/09

Date Analyzed: 06/15/09 12:04

Instrument/Analyst: ECD5/JGR

GPC Cleanup: No

Sulfur Cleanup: Yes

Acid Cleanup: Yes

Florisil Cleanup: No

Sample Amount: 25.6 g-dry-wt

Final Extract Volume: 1.0 mL

Dilution Factor: 5.00

Silica Gel: Yes

Percent Moisture: 27.3%

CAS Number	Analyte	RL	Result
12674-11-2	Aroclor 1016	3.9	< 3.9 U
53469-21-9	Aroclor 1242	3.9	< 3.9 U
12672-29-6	Aroclor 1248	3.9	< 3.9 U
11097-69-1	Aroclor 1254	3.9	< 3.9 U
11096-82-5	Aroclor 1260	3.9	< 3.9 U
11104-28-2	Aroclor 1221	3.9	< 3.9 U
11141-16-5	Aroclor 1232	3.9	< 3.9 U

Reported in $\mu\text{g}/\text{kg}$ (ppb)

PCB Surrogate Recovery

Decachlorobiphenyl	105%
Tetrachlorometaxylene	80.0%

Analytical Resources Inc.
Dual Column PCB Quantitation Report

Data file 1: 20090606.B/0615-1.b/0615B018.d
Data file 2: 20090606.B/0615-2.b/0615B018.d
Method: /chem2/ecd5.i/20090606.B/PCB1.m
Compound Sublist: PCB
Instrument, Inj. Vol.: ecd5.i, 2ul
Quant Method: Internal Std

ARI ID: PB44J
Client ID:
Injection Date: 15-JUN-2009 12:04
Report Date: 06/17/2009 08:43
Matrix: SOIL
Dilution Factor: 5.000

ZB5 Col			ZB35 Col			ZB5	ZB35	RPD	Compound/Flag
RT	Shift	Response	RT	Shift	Response	on col	on col		
4.401	0.005	2387016	4.967	0.004	2475079	6.4	6.1	4.3	Tetrachloro-m-xylene
11.061	0.001	2306174	11.702	-0.001	2160558	8.4	7.1	17.2	Decachlorobiphenyl

- * Indicates RPD > 40%
- M Indicates Column 1 peak was manually integrated
- N Indicates Column 2 peak was manually integrated

SURROGATE PERCENT RECOVERY

SURROGATE	Col1	Col2
Tetrachloro-m-xylene	80.0	76.7
Decachlorobiphenyl	105.0	88.3

pc 06/17/09

INTERNAL STANDARD SUMMARY

Standard Cpnd	Column 1		%D
	Standard Area*	Sample Area	
Bromo-Nitrobenzene	30034732	28477204	-5.2
Hexabromobiphenyl	12924817	10017364	-22.5

Standard Cpnd	Column 2		%D
	Standard Area*	Sample Area	
Bromo-Nitrobenzene	33277512	31219755	-6.2
Hexabromobiphenyl	11348053	10591741	-6.7

- * Standard Areas taken from Initial Cal Level 3
Initial Calibration Date: 07-JUN-2009
- <- Indicates standard response outside Limits (-50 to +100%)

ZB5 Col						ZB35 Col					
Aroclor	Peak#	RT	Shift	Area	Amount	Peak#	RT	Shift	Area	Amount	
Aroclor-1016	1	5.899	-0.002	56185	6.5	1	6.531	0.001	62105	4.4	
Aroclor-1016	2	6.276	0.002	321222	11.6	2	7.114	0.006	376704	12.7	
Aroclor-1016	3	6.424	0.004	98665	8.3	3	7.314	0.008	107700	9.3	
Aroclor-1016	4	---	---	---	0.0	4	7.892	0.001	208856	23.6	
Total CollAve (3 peaks):				8.8	Total Col2Ave (4 peaks):				12.5	RPD = 34	
Corrected Ave: < 3 Peaks					Corrected Ave (3 peaks):				8.8		
Aroclor-1221	1	---	---	---	0.0	1	5.571	0.005	275771	15.2	
Aroclor-1221	2	---	---	---	0.0	2	5.777	-0.014	17840	1.6	
Aroclor-1221	3	---	---	---	0.0	3	5.928	0.032	4405527	123.2	
Aroclor-1221	NS	---	---	---	----	4	7.314	0.004	107700	19.0	
CollAve: <3 Quant Peaks					Col2Ave:				39.8		
Aroclor-1232	1	---	---	---	0.0	1	5.928	0.033	4405527	378.4	
Aroclor-1232	2	5.899	-0.002	56185	9.1	2	6.531	-0.004	62105	5.8	
Aroclor-1232	3	6.276	0.004	321222	16.3	3	7.114	0.001	376704	18.3	
Aroclor-1232	4	6.424	-0.001	98665	11.6	4	7.314	0.004	107700	13.3	
Total CollAve (3 peaks):				12.3	Total Col2Ave (4 peaks):				104.0	RPD = 158*	
Corrected Ave: < 3 Peaks					Corrected Ave (3 peaks):				12.5		
Aroclor-1242	1	5.899	-0.004	56185	6.7	1	6.531	0.001	62105	4.6	
Aroclor-1242	2	6.276	-0.001	321222	12.0	2	7.114	0.004	376704	13.6	
Aroclor-1242	3	6.424	0.003	98665	8.5	3	7.314	0.008	107700	10.2	
Aroclor-1242	4	7.514	0.003	110257	12.0	4	8.185	-0.001	44185	9.2	
Total CollAve (4 peaks):				9.8	Total Col2Ave (4 peaks):				9.4	RPD = 4	
Corrected Ave (3 peaks):				9.1	Corrected Ave (3 peaks):				8.0	RPD = 13	
Aroclor-1248	1	6.276	0.004	321222	19.5	1	7.114	0.011	376704	21.6	
Aroclor-1248	2	6.739	0.002	184647	17.1	2	7.532	0.002	182109	18.2	
Aroclor-1248	3	7.024	0.001	257152	20.4	3	7.892	0.001	208856	16.0	
Aroclor-1248	4	7.566	0.005	202854	10.1	4	8.238	0.000	156234	9.2	
Total CollAve (4 peaks):				16.8	Total Col2Ave (4 peaks):				16.2	RPD = 3	
Corrected Ave (3 peaks):				15.6	Corrected Ave (3 peaks):				14.5	RPD = 7	
Aroclor-1254	1	7.823	0.002	134421	6.0	1	8.467	-0.002	212008	11.8	
Aroclor-1254	2	8.123	-0.001	120616	8.4	2	8.870	0.001	87975	7.4	
Aroclor-1254	3	8.230	0.000	255697	9.4	3	8.980	0.000	273837	11.5	
Aroclor-1254	4	8.478	-0.013	176995	6.2	4	9.160	0.020	254741	9.3	
Aroclor-1254	5	8.762	-0.003	140510	8.2	5	9.544	0.012	122844	7.6	
Total CollAve (5 peaks):				7.6	Total Col2Ave (5 peaks):				9.5	RPD = 22	
Corrected Ave (4 peaks):				7.2	Corrected Ave (4 peaks):				9.0	RPD = 22	
Aroclor-1260	1	9.146	-0.002	85916	8.0	1	9.288	0.000	212756	10.7	
Aroclor-1260	2	9.374	0.001	77476	7.6	2	10.059	0.004	189959	14.7	
Aroclor-1260	3	9.659	0.040	671309	25.9	3	10.220	0.005	536879	16.2	
Aroclor-1260	4	9.896	-0.003	153862	11.4	4	10.609	-0.006	298791	15.2	
Aroclor-1260	5	10.015	-0.005	163003	24.8	NS	---	---	----	----	
Total CollAve (5 peaks):				15.5	Total Col2Ave (4 peaks):				14.2	RPD = 9	
Corrected Ave (4 peaks):				13.0	Corrected Ave (3 peaks):				13.5	RPD = 4	
Aroclor-1262	1	9.374	0.000	77476	3.6	1	10.059	0.001	189959	7.1	
Aroclor-1262	2	9.659	0.040	671309	13.1	2	10.220	0.001	536879	8.4	
Aroclor-1262	3	10.015	-0.007	163003	7.5	3	10.563	-0.008	352262	13.1	
Aroclor-1262	4	---	---	---	0.0	4	10.609	-0.010	298791	7.7	
Aroclor-1262	5	10.476	0.019	883567	47.3	5	11.092	0.009	414211	19.2	
Total CollAve (4 peaks):				17.9	Total Col2Ave (5 peaks):				11.1	RPD = 47*	
Corrected Ave (3 peaks):				8.1	Corrected Ave (4 peaks):				9.1	RPD = 12	
Aroclor-1268	1	10.015	-0.007	163003	3.9	1	10.563	-0.009	352262	7.2	
Aroclor-1268	2	---	---	---	0.0	2	10.609	-0.010	298791	6.6	
Aroclor-1268	3	10.224	-0.008	534006	16.7	3	10.880	-0.008	472263	13.5	
Aroclor-1268	4	10.802	-0.001	181166	2.0	4	11.398	-0.018	183027	1.8	
Total CollAve (3 peaks):				7.5	Total Col2Ave (4 peaks):				7.3	RPD = 3	
Corrected Ave: < 3 Peaks					Corrected Ave (3 peaks):				5.2		

Total PCB Area Col1 (4.496 - 10.959) = 16974891

Col1 Total PCB = 0.1 ppm*

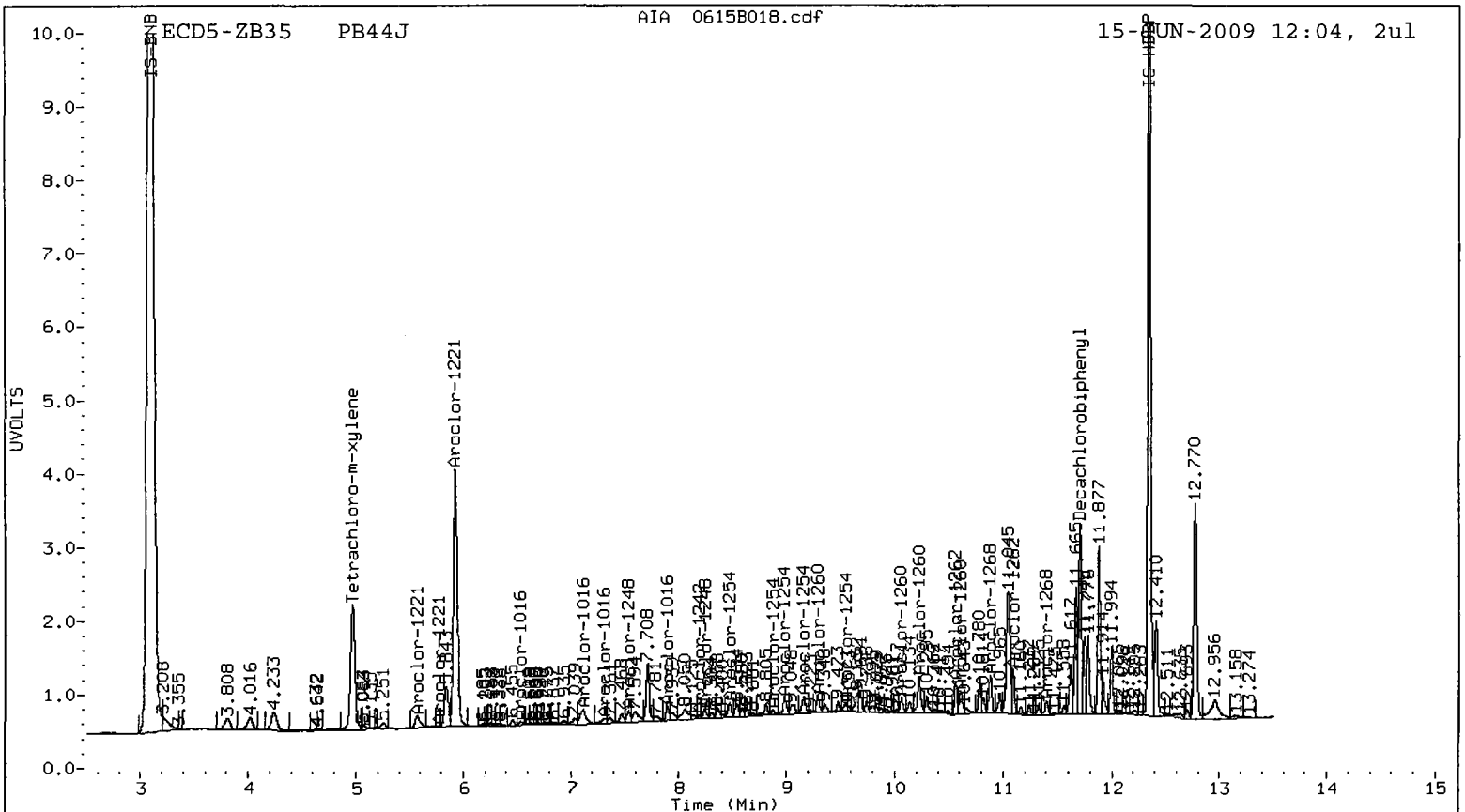
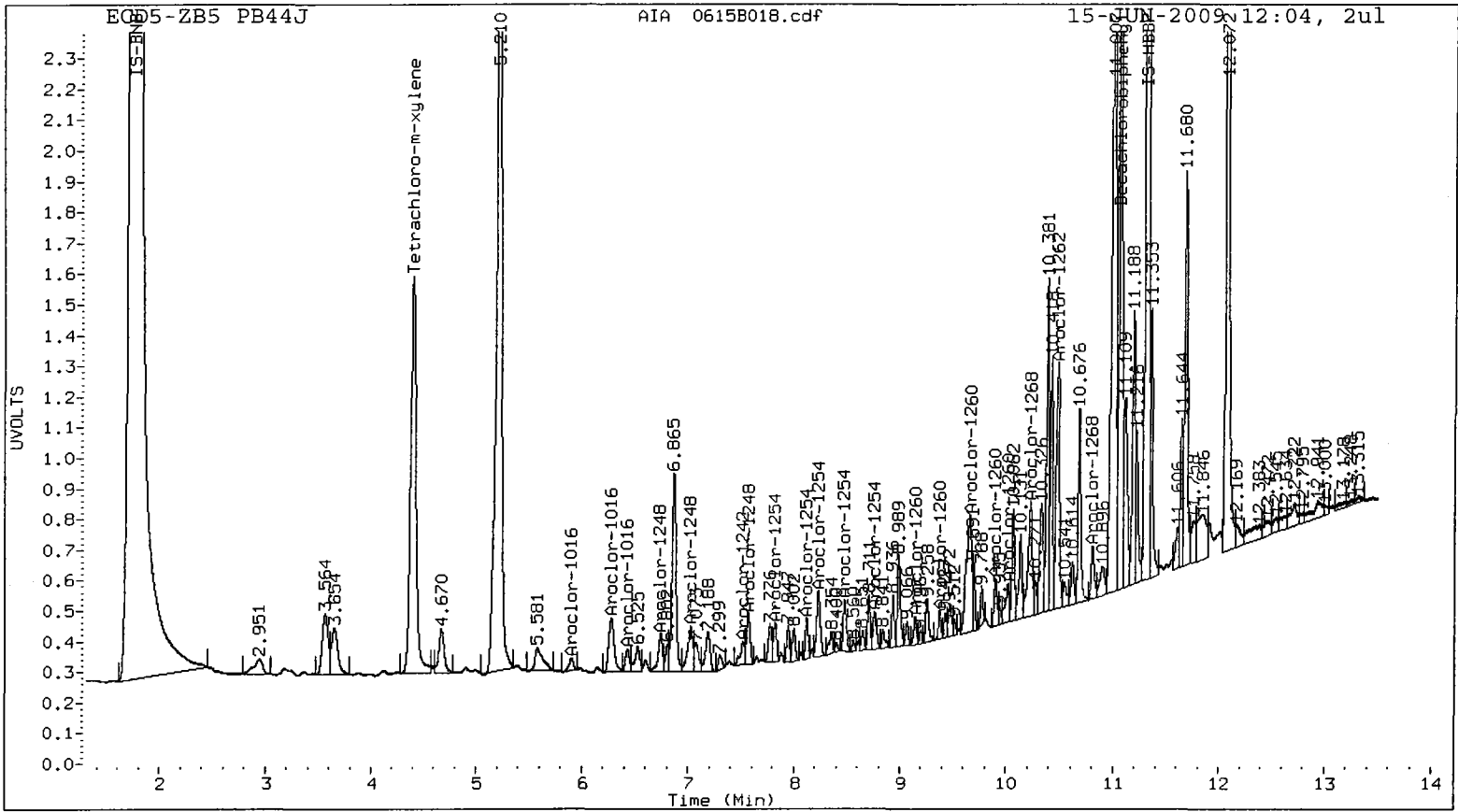
Total PCB Area Col2 (5.064 - 11.603) = 19289781

Col2 Total PCB = 0.1 ppm*

* Quantitated against AR1660 0.25ppm in Ical

PCB-Form 10 Mod.

PB44 : 00958



ORGANICS ANALYSIS DATA SHEET

PSDDA PCB by GC/ECD

Page 1 of 1


Sample ID: 3SED7-B

SAMPLE

Lab Sample ID: PB44K

LIMS ID: 09-12797

Matrix: Sediment

Data Release Authorized: 

Reported: 06/17/09

QC Report No: PB44-ENVIROMENTAL SCIENCE CORP.

Project: JELD-WEN NORD DOOR

Date Sampled: 06/04/09

Date Received: 06/04/09

Date Extracted: 06/10/09

Date Analyzed: 06/15/09 12:21

Instrument/Analyst: ECD5/JGR

GPC Cleanup: No

Sulfur Cleanup: Yes

Acid Cleanup: Yes

Florisil Cleanup: No

Sample Amount: 25.5 g-dry-wt

Final Extract Volume: 1.0 mL

Dilution Factor: 5.00

Silica Gel: Yes

Percent Moisture: 49.6%

CAS Number	Analyte	RL	Result
12674-11-2	Aroclor 1016	3.9	< 3.9 U
53469-21-9	Aroclor 1242	3.9	4.5
12672-29-6	Aroclor 1248	3.9	< 3.9 U
11097-69-1	Aroclor 1254	3.9	< 3.9 U
11096-82-5	Aroclor 1260	3.9	< 3.9 U
11104-28-2	Aroclor 1221	3.9	< 3.9 U
11141-16-5	Aroclor 1232	3.9	< 3.9 U

Reported in $\mu\text{g}/\text{kg}$ (ppb)

PCB Surrogate Recovery

Decachlorobiphenyl	82.5%
Tetrachlorometaxylene	72.0%

Analytical Resources Inc.
Dual Column PCB Quantitation Report

Data file 1: 20090606.B/0615-1.b/0615B019.d
Data file 2: 20090606.B/0615-2.b/0615B019.d
Method: /chem2/ecd5.i/20090606.B/PCB1.m
Compound Sublist: PCB
Instrument, Inj. Vol.: ecd5.i, 2ul
Quant Method: Internal Std

ARI ID: PB44K
Client ID:
Injection Date: 15-JUN-2009 12:21
Report Date: 06/17/2009 08:43
Matrix: SOIL
Dilution Factor: 5.000

ZB5 Col			ZB35 Col			ZB5	ZB35	RPD	Compound/Flag
RT	Shift	Response	RT	Shift	Response	on col	on col		
4.398	0.002	2079027	4.966	0.002	2251551	5.8	5.6	2.0	Tetrachloro-m-xylene
11.059	0.000	1779540	11.702	-0.001	1954142	6.6	6.5	0.8	Decachlorobiphenyl

- * Indicates RPD > 40%
- M Indicates Column 1 peak was manually integrated
- N Indicates Column 2 peak was manually integrated

SURROGATE PERCENT RECOVERY

SURROGATE	Col1	Col2
Tetrachloro-m-xylene	72.0	70.6
Decachlorobiphenyl	82.5	81.8

2006/17/09

INTERNAL STANDARD SUMMARY

Standard Cpnd	Column 1		
	Standard Area*	Sample Area	%D
Bromo-Nitrobenzene	30034732	27559527	-8.2
Hexabromobiphenyl	12924817	9836115	-23.9

Standard Cpnd	Column 2		
	Standard Area*	Sample Area	%D
Bromo-Nitrobenzene	33277512	30837678	-7.3
Hexabromobiphenyl	11348053	10346382	-8.8

- * Standard Areas taken from Initial Cal Level 3
Initial Calibration Date: 07-JUN-2009
- <- Indicates standard response outside Limits (-50 to +100%)

ZB5 Col						ZB35 Col					
Aroclor	Peak#	RT	Shift	Area	Amount	Peak#	RT	Shift	Area	Amount	
Aroclor-1016	1	5.896	-0.005	179763	21.6	1	6.530	-0.001	221369	15.8	
Aroclor-1016	2	6.277	0.002	758774	28.3	2	7.111	0.003	810273	27.6	
Aroclor-1016	3	6.421	0.002	176444	15.4	3	7.308	0.002	283737	24.8	
Aroclor-1016	4	---	---	---	0.0	4	7.891	-0.001	366810	41.9	
Total CollAve (3 peaks):					21.7	Total Col2Ave (4 peaks):					27.5 RPD = 23
Corrected Ave: < 3 Peaks						Corrected Ave (3 peaks):					22.7
Aroclor-1221	1	---	---	---	0.0	1	5.601	0.035	147181	8.2	
Aroclor-1221	2	---	---	---	0.0	2	5.841	0.050	2078061	194.5	
Aroclor-1221	3	---	---	---	0.0	3	5.925	0.029	485530	13.7	
Aroclor-1221	NS	---	---	---	---	4	7.308	-0.002	283737	50.8	
CollAve: <3 Quant Peaks						Col2Ave:					66.8
Aroclor-1232	1	4.975	0.078	119281	9.7	1	5.925	0.030	485530	42.2	
Aroclor-1232	2	5.896	-0.005	179763	30.1	2	6.530	-0.005	221369	21.0	
Aroclor-1232	3	6.277	0.005	758774	39.7	3	7.111	-0.002	810273	39.9	
Aroclor-1232	4	6.421	-0.004	176444	21.4	4	7.308	-0.002	283737	35.5	
Total CollAve (4 peaks):					25.2	Total Col2Ave (4 peaks):					34.7 RPD = 31
Corrected Ave (3 peaks):					20.4	Corrected Ave (3 peaks):					32.2 RPD = 45*
Aroclor-1242	1	5.896	-0.007	179763	22.2	1	6.530	-0.001	221369	16.6	
Aroclor-1242	2	6.277	0.000	758774	29.4	2	7.111	0.001	810273	29.6	
Aroclor-1242	3	6.421	0.001	176444	15.7	3	7.308	0.002	283737	27.1	
Aroclor-1242	4	7.510	-0.001	180558	20.3	4	8.185	0.000	85438	17.9	
Total CollAve (4 peaks):					21.9	Total Col2Ave (4 peaks):					22.8 RPD = 4
Corrected Ave (3 peaks):					19.4	Corrected Ave (3 peaks):					20.5 RPD = 6
Aroclor-1248	1	6.277	0.004	758774	47.6	1	7.111	0.008	810273	47.1	
Aroclor-1248	2	6.737	0.000	293942	28.2	2	7.529	-0.001	247538	25.0	
Aroclor-1248	3	7.016	-0.007	602972	49.5	3	7.891	0.000	366810	28.4	
Aroclor-1248	4	7.563	0.002	344923	17.7	4	8.238	0.000	248855	14.8	
Total CollAve (4 peaks):					35.8	Total Col2Ave (4 peaks):					28.8 RPD = 21
Corrected Ave (3 peaks):					31.2	Corrected Ave (3 peaks):					22.8 RPD = 31
Aroclor-1254	1	7.821	-0.001	205950	9.6	1	8.468	-0.001	232605	13.1	
Aroclor-1254	2	8.122	-0.002	308778	22.2	2	8.869	0.000	137181	11.7	
Aroclor-1254	3	8.232	0.002	471750	17.9	3	8.980	0.000	369946	15.8	
Aroclor-1254	4	8.483	-0.008	410793	14.9	4	9.154	0.013	707693	26.0	
Aroclor-1254	5	8.763	-0.002	207115	12.5	5	9.533	0.001	196652	12.3	
Total CollAve (5 peaks):					15.4	Total Col2Ave (5 peaks):					15.8 RPD = 2
Corrected Ave (4 peaks):					13.7	Corrected Ave (4 peaks):					13.2 RPD = 4
Aroclor-1260	1	9.146	-0.001	140590	13.3	1	9.289	0.001	515113	26.5	
Aroclor-1260	2	9.373	0.000	97408	9.7	2	10.058	0.003	230652	18.3	
Aroclor-1260	3	9.620	0.001	227804	8.9	3	10.218	0.003	508274	15.7	
Aroclor-1260	4	9.896	-0.002	165763	12.6	4	10.612	-0.002	303432	15.8	
Aroclor-1260	5	10.017	-0.004	138415	21.5	NS	---	---	---	---	
Total CollAve (5 peaks):					13.2	Total Col2Ave (4 peaks):					19.1 RPD = 36
Corrected Ave (4 peaks):					11.1	Corrected Ave (3 peaks):					16.6 RPD = 39
Aroclor-1262	1	9.373	-0.001	97408	4.6	1	10.058	0.000	230652	8.8	
Aroclor-1262	2	9.620	0.001	227804	4.5	2	10.218	-0.001	508274	8.1	
Aroclor-1262	3	10.017	-0.005	138415	6.5	3	10.562	-0.009	582691	22.2	
Aroclor-1262	4	---	---	---	0.0	4	10.612	-0.006	303432	8.0	
Aroclor-1262	5	10.473	0.016	572341	31.2	5	11.090	0.007	315897	15.0	
Total CollAve (4 peaks):					11.7	Total Col2Ave (5 peaks):					12.4 RPD = 6
Corrected Ave (3 peaks):					5.2	Corrected Ave (4 peaks):					10.0 RPD = 63*
Aroclor-1268	1	10.017	-0.005	138415	3.3	1	10.562	-0.010	582691	12.1	
Aroclor-1268	2	---	---	---	0.0	2	10.612	-0.006	303432	6.9	
Aroclor-1268	3	10.228	-0.003	158889	5.1	3	10.880	-0.008	312981	9.2	
Aroclor-1268	4	10.799	-0.004	165254	1.8	4	11.397	-0.019	265800	2.7	
Total CollAve (3 peaks):					3.4	Total Col2Ave (4 peaks):					7.7 RPD = 77*
Corrected Ave: < 3 Peaks						Corrected Ave (3 peaks):					6.2

Total PCB Area Col1 (4.496 - 10.959) = 16573494

Col1 Total PCB = 0.1 ppm*

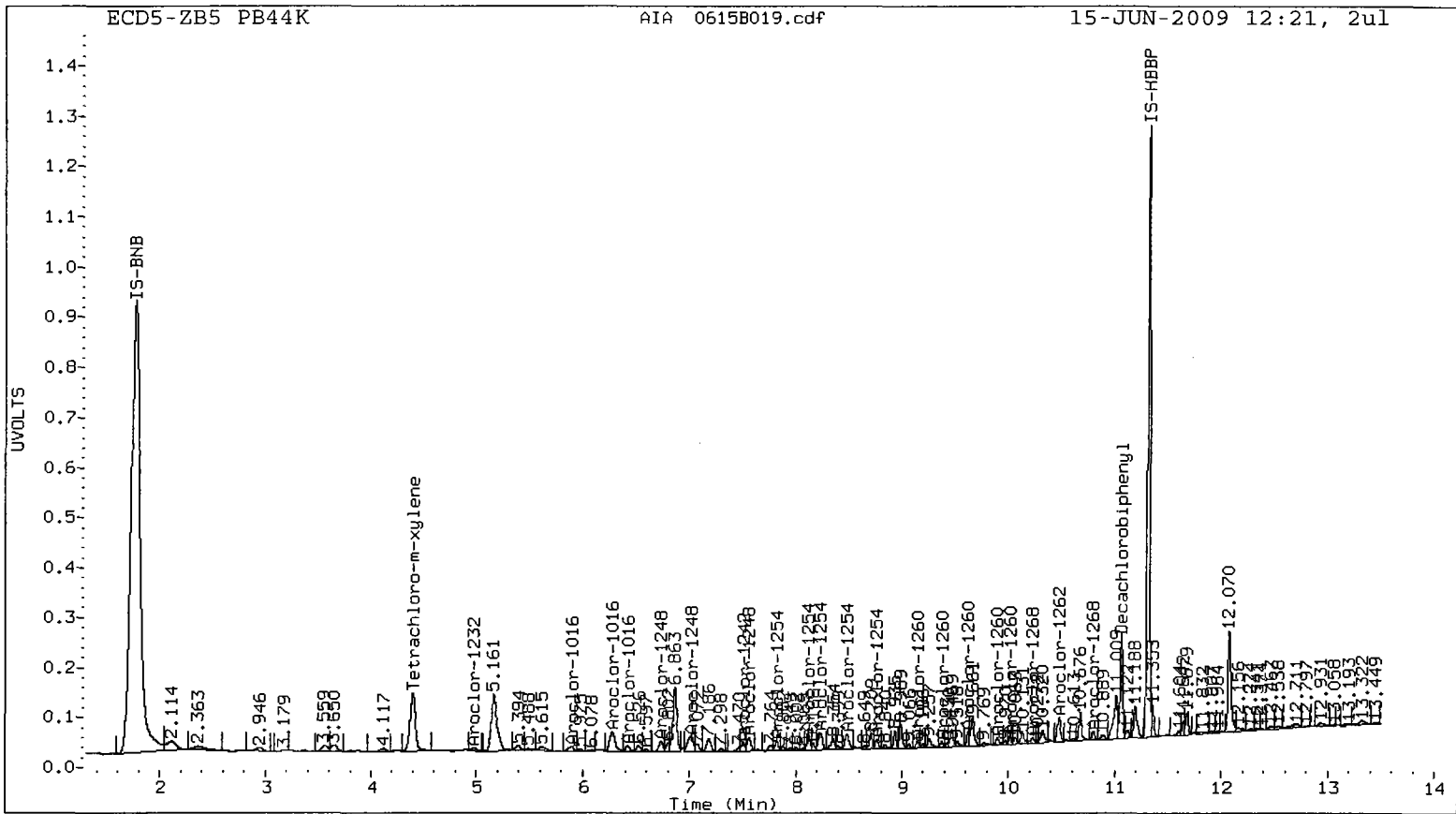
Total PCB Area Col2 (5.064 - 11.603) = 19766267

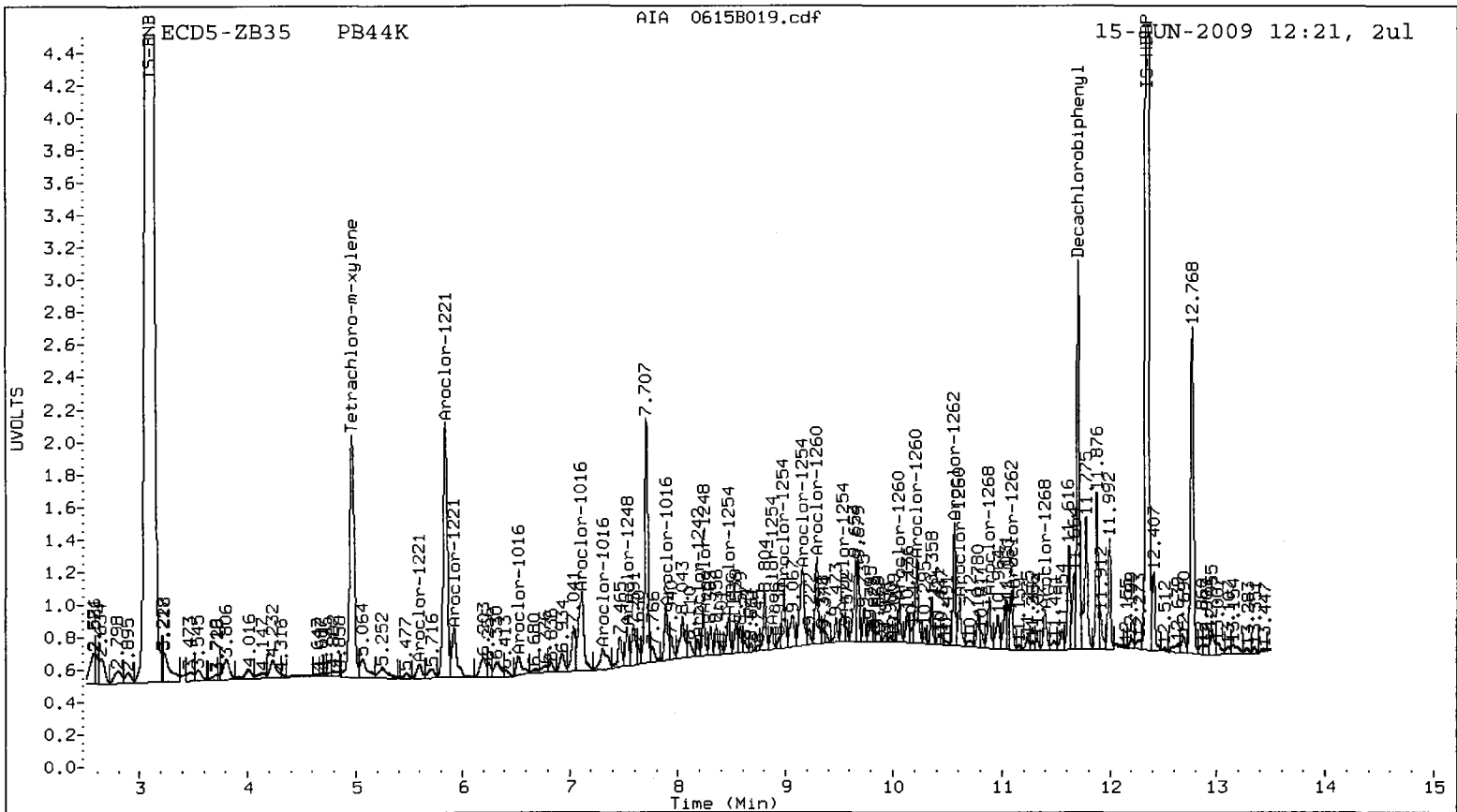
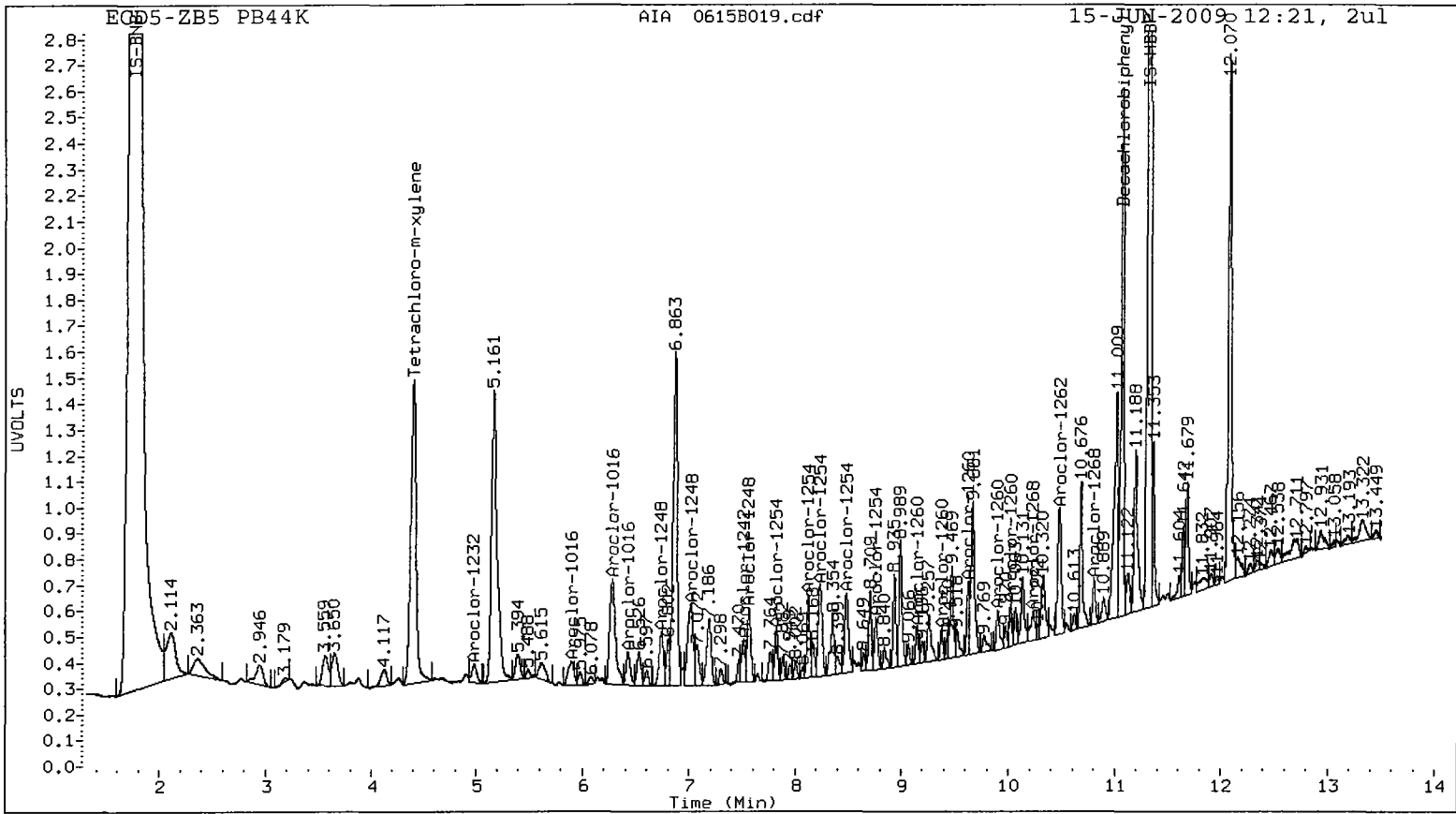
Col2 Total PCB = 0.1 ppm*

* Quantitated against AR1660 0.25ppm in Ical

PCB-Form 10 Mod.

PB44 : 00964





ORGANICS ANALYSIS DATA SHEET

PSDDA PCB by GC/ECD

Page 1 of 1

Sample ID: 3SED7-C

SAMPLE

Lab Sample ID: PB44L

LIMS ID: 09-12798

Matrix: Sediment

Data Release Authorized: *[Signature]*

Reported: 06/17/09

QC Report No: PB44-ENVIROMENTAL SCIENCE CORP.

Project: JELD-WEN NORD DOOR

Date Sampled: 06/04/09

Date Received: 06/04/09

Date Extracted: 06/10/09

Date Analyzed: 06/15/09 12:38

Instrument/Analyst: ECD5/JGR

GPC Cleanup: No

Sulfur Cleanup: Yes

Acid Cleanup: Yes

Florisil Cleanup: No

Sample Amount: 25.4 g-dry-wt

Final Extract Volume: 1.0 mL

Dilution Factor: 5.00

Silica Gel: Yes

Percent Moisture: 49.4%

CAS Number	Analyte	RL	Result
12674-11-2	Aroclor 1016	3.9	< 3.9 U
53469-21-9	Aroclor 1242	3.9	6.4
12672-29-6	Aroclor 1248	3.9	< 3.9 U
11097-69-1	Aroclor 1254	3.9	< 3.9 U
11096-82-5	Aroclor 1260	3.9	< 3.9 U
11104-28-2	Aroclor 1221	3.9	< 3.9 U
11141-16-5	Aroclor 1232	3.9	< 3.9 U

Reported in $\mu\text{g}/\text{kg}$ (ppb)

PCB Surrogate Recovery

Decachlorobiphenyl	108%
Tetrachlorometaxylene	79.4%

Analytical Resources Inc.
Dual Column PCB Quantitation Report

Data file 1: 20090606.B/0615-1.b/0615B020.d
Data file 2: 20090606.B/0615-2.b/0615B020.d
Method: /chem2/ecd5.i/20090606.B/PCB1.m
Compound Sublist: PCB
Instrument, Inj. Vol.: ecd5.i, 2ul
Quant Method: Internal Std

ARI ID: PB44L
Client ID:
Injection Date: 15-JUN-2009 12:38
Report Date: 06/17/2009 08:43
Matrix: SOIL
Dilution Factor: 5.000

ZB5 Col			ZB35 Col			ZB5	ZB35	RPD	Compound/Flag
RT	Shift	Response	RT	Shift	Response	on col	on col		
4.399	0.002	2263678	4.966	0.002	2404285	6.3	6.1	4.7	Tetrachloro-m-xylene
11.060	0.001	2313598	11.702	-0.001	2123412	8.6	7.1	19.2	Decachlorobiphenyl

- * Indicates RPD > 40%
- M Indicates Column 1 peak was manually integrated
- N Indicates Column 2 peak was manually integrated

SURROGATE PERCENT RECOVERY

SURROGATE	Col1	Col2
Tetrachloro-m-xylene	79.3	75.7
Decachlorobiphenyl	108.1	89.2

06/17/09

INTERNAL STANDARD SUMMARY

Standard Cpnd	Column 1		%D
	Standard Area*	Sample Area	
Bromo-Nitrobenzene	30034732	27242833	-9.3
Hexabromobiphenyl	12924817	9756735	-24.5

Standard Cpnd	Column 2		%D
	Standard Area*	Sample Area	
Bromo-Nitrobenzene	33277512	30725931	-7.7
Hexabromobiphenyl	11348053	10314391	-9.1

- * Standard Areas taken from Initial Cal Level 3
Initial Calibration Date: 07-JUN-2009
- <- Indicates standard response outside Limits (-50 to +100%)

ZB5 Col

ZB35 Col

Aroclor	Peak#	RT	Shift	Area	Amount	Peak#	RT	Shift	Area	Amount
Aroclor-1016	1	5.897	-0.004	308308	37.4	1	6.532	0.001	254031	18.1
Aroclor-1016	2	6.280	0.005	1129114	42.6	2	7.115	0.007	1093230	37.4
Aroclor-1016	3	6.422	0.003	271477	24.0	3	7.306	0.000	335548	29.4
Aroclor-1016	4	---	---	---	0.0	4	7.892	0.001	538708	61.8
Total CollAve (3 peaks):				34.6		Total Col2Ave (4 peaks):				36.7 RPD = 6
Corrected Ave: < 3 Peaks				32.9		Corrected Ave (3 peaks):				28.3
Aroclor-1221	1	4.672	-0.060	291431	19.6	1	5.596	0.030	283694	15.9
Aroclor-1221	2	4.897	0.002	159657	16.9	2	5.844	0.052	1839862	172.8
Aroclor-1221	3	4.982	0.008	206848	5.8	3	5.927	0.031	816725	23.2
Aroclor-1221	NS	---	---	---	---	4	7.306	-0.004	335548	60.2
Total CollAve (3 peaks):				14.1		Total Col2Ave (4 peaks):				68.0 RPD = 131*
Corrected Ave: < 3 Peaks				14.1		Corrected Ave (3 peaks):				33.1
Aroclor-1232	1	4.897	-0.001	159657	13.1	1	5.927	0.031	816725	71.3
Aroclor-1232	2	5.897	-0.004	308308	52.3	2	6.532	-0.003	254031	24.2
Aroclor-1232	3	6.280	0.008	1129114	59.8	3	7.115	0.001	1093230	54.1
Aroclor-1232	4	6.422	-0.003	271477	33.4	4	7.306	-0.004	335548	42.1
Total CollAve (4 peaks):				39.6		Total Col2Ave (4 peaks):				47.9 RPD = 19
Corrected Ave (3 peaks):				32.9		Corrected Ave (3 peaks):				40.2 RPD = 20
Aroclor-1242	1	5.897	-0.006	308308	38.5	1	6.532	0.001	254031	19.1
Aroclor-1242	2	6.280	0.003	1129114	44.2	2	7.115	0.005	1093230	40.0
Aroclor-1242	3	6.422	0.002	271477	24.4	3	7.306	0.000	335548	32.2
Aroclor-1242	4	7.510	0.000	210155	23.9	4	8.186	0.000	141673	29.9
Total CollAve (4 peaks):				32.7		Total Col2Ave (4 peaks):				30.3 RPD = 8
Corrected Ave (3 peaks):				28.9		Corrected Ave (3 peaks):				27.0 RPD = 7
Aroclor-1248	1	6.280	0.007	1129114	71.7	1	7.115	0.011	1093230	62.8
Aroclor-1248	2	6.738	0.001	401479	39.0	2	7.532	0.002	356140	36.1
Aroclor-1248	3	7.023	0.000	527678	43.8	3	7.892	0.001	538708	41.9
Aroclor-1248	4	7.564	0.003	424509	22.0	4	8.238	0.000	344929	20.6
Total CollAve (4 peaks):				44.1		Total Col2Ave (4 peaks):				40.6 RPD = 8
Corrected Ave (3 peaks):				34.9		Corrected Ave (3 peaks):				32.9 RPD = 6
Aroclor-1254	1	7.822	0.000	229320	10.8	1	8.469	0.000	306139	17.3
Aroclor-1254	2	8.123	-0.001	325234	23.7	2	8.870	0.000	135131	11.6
Aroclor-1254	3	8.231	0.000	518002	19.9	3	8.981	0.001	393531	16.8
Aroclor-1254	4	8.483	-0.008	453406	16.6	4	9.156	0.015	664544	24.5
Aroclor-1254	5	8.763	-0.002	231020	14.0	5	9.539	0.007	188383	11.9
Total CollAve (5 peaks):				17.0		Total Col2Ave (5 peaks):				16.4 RPD = 4
Corrected Ave (4 peaks):				15.3		Corrected Ave (4 peaks):				14.4 RPD = 6
Aroclor-1260	1	9.147	-0.001	148071	14.1	1	9.290	0.002	681659	35.2
Aroclor-1260	2	9.376	0.003	128003	12.9	2	10.060	0.004	267270	21.3
Aroclor-1260	3	9.622	0.004	230316	9.1	3	10.220	0.006	739705	22.9
Aroclor-1260	4	9.897	-0.002	187365	14.3	4	10.613	-0.002	360373	18.8
Aroclor-1260	5	10.016	-0.004	191721	30.0	NS	---	---	---	---
Total CollAve (5 peaks):				16.1		Total Col2Ave (4 peaks):				24.5 RPD = 42*
Corrected Ave (4 peaks):				12.6		Corrected Ave (3 peaks):				21.0 RPD = 50*
Aroclor-1262	1	9.376	0.002	128003	6.1	1	10.060	0.001	267270	10.2
Aroclor-1262	2	9.622	0.004	230316	4.6	2	10.220	0.002	739705	11.8
Aroclor-1262	3	10.016	-0.005	191721	9.0	3	10.563	-0.008	676001	25.9
Aroclor-1262	4	---	---	---	0.0	4	10.613	-0.006	360373	9.5
Aroclor-1262	5	10.479	0.022	1169237	64.2	5	11.092	0.009	691837	32.9
Total CollAve (4 peaks):				21.0		Total Col2Ave (5 peaks):				18.1 RPD = 15
Corrected Ave (3 peaks):				6.6		Corrected Ave (4 peaks):				14.4 RPD = 74*
Aroclor-1268	1	10.016	-0.005	191721	4.7	1	10.563	-0.008	676001	14.1
Aroclor-1268	2	---	---	---	0.0	2	10.613	-0.006	360373	8.2
Aroclor-1268	3	10.228	-0.004	442040	14.2	3	10.880	-0.008	471417	13.9
Aroclor-1268	4	10.800	-0.003	194102	2.2	4	11.399	-0.017	239257	2.4
Total CollAve (3 peaks):				7.0		Total Col2Ave (4 peaks):				9.6 RPD = 32

Corrected Ave: < 3 Peaks

Corrected Ave (3 peaks): 8.2

Total PCB Area Col1 (4.496 - 10.959) = 22849748

Col1 Total PCB = 0.1 ppm*

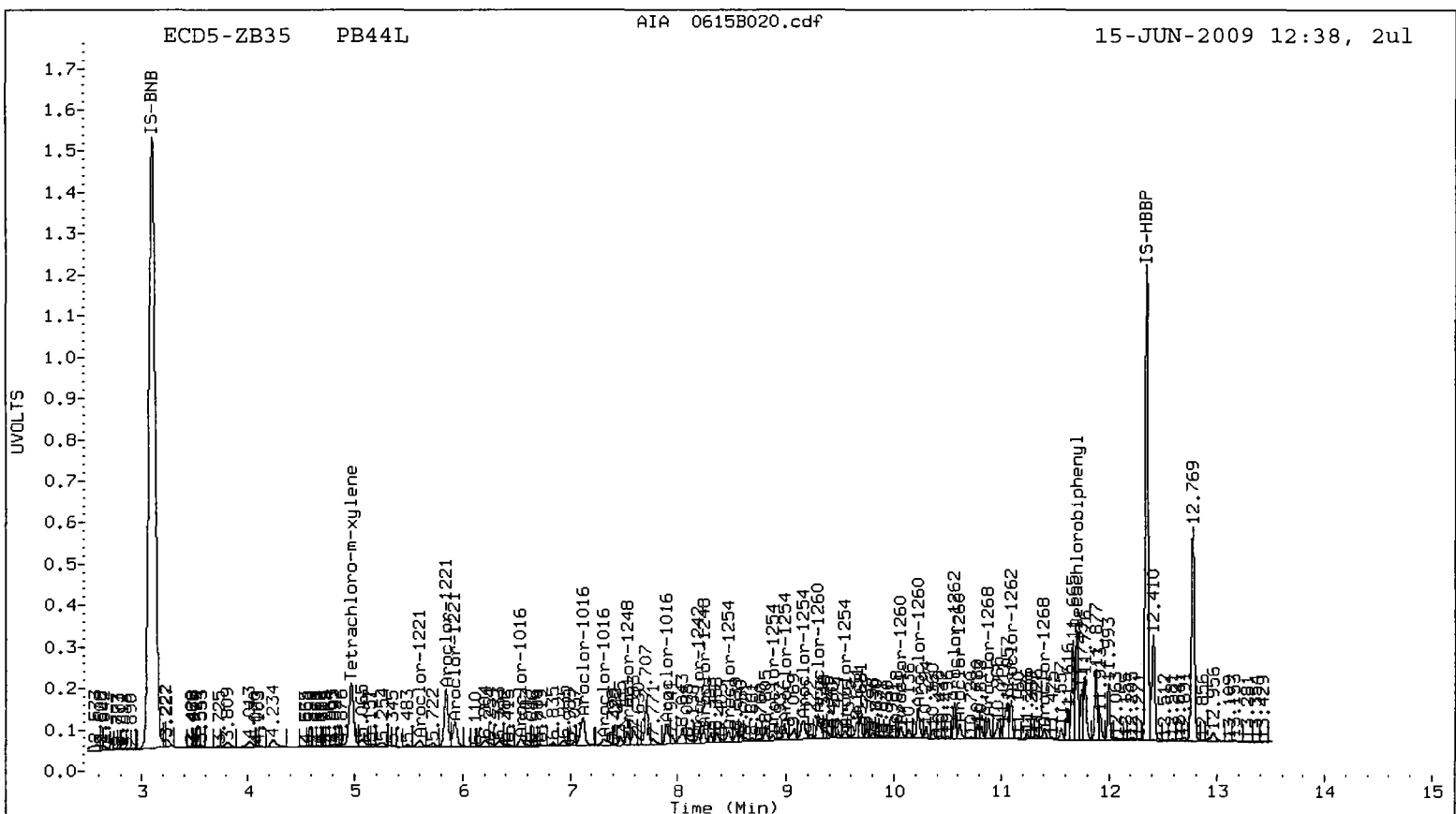
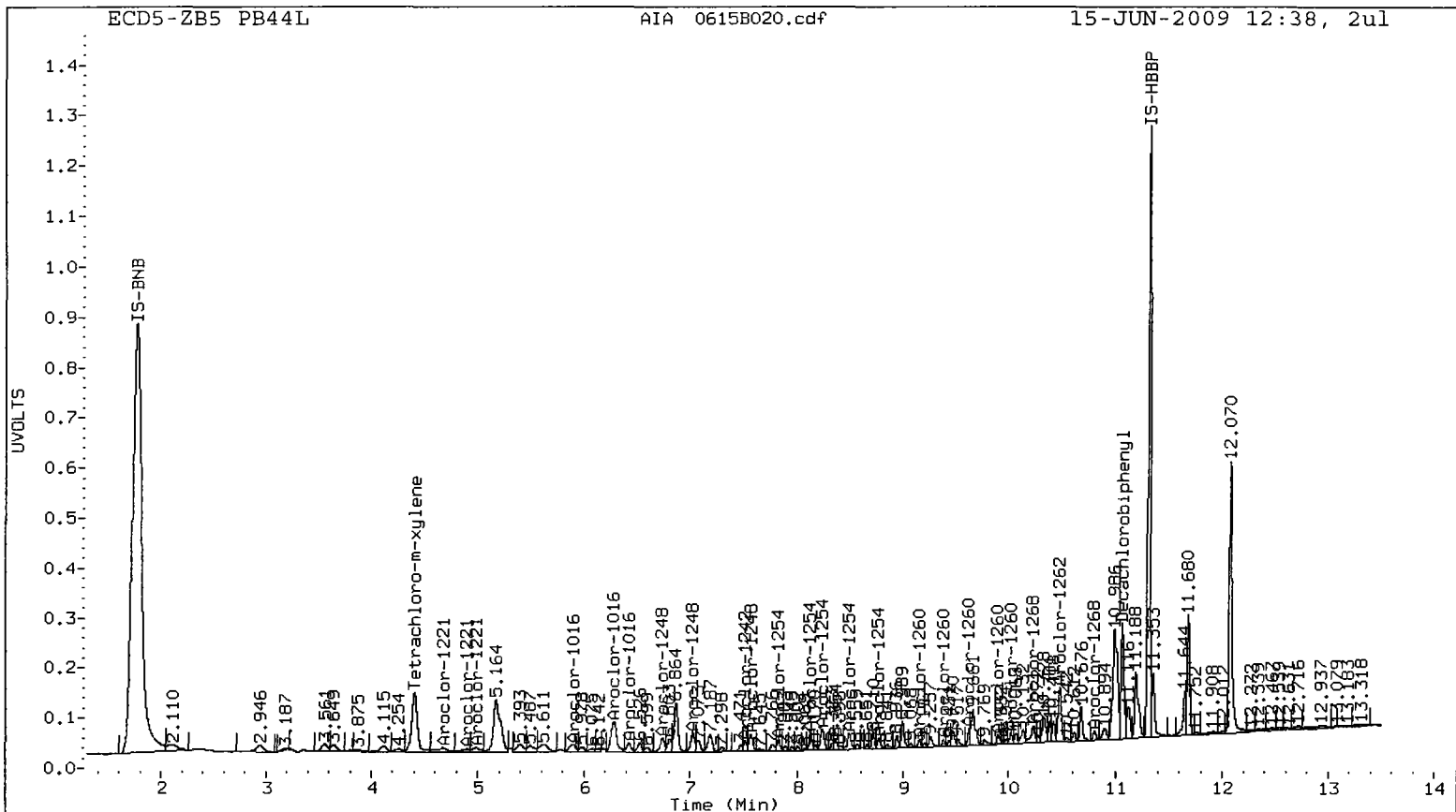
Total PCB Area Col2 (5.064 - 11.603) = 24477500

Col2 Total PCB = 0.1 ppm*

* Quantitated against AR1660 0.25ppm in Ical


PCB-Form 10 Mod.

PB44 : 00970



ORGANICS ANALYSIS DATA SHEET
PSDDA PCB by GC/ECD
Page 1 of 1

Sample ID: 3SED9-A
SAMPLE

Lab Sample ID: PB44M
LIMS ID: 09-12799
Matrix: Sediment
Data Release Authorized: 
Reported: 06/17/09

QC Report No: PB44-ENVIROMENTAL SCIENCE CORP.
Project: JELD-WEN NORD DOOR

Date Sampled: 06/04/09
Date Received: 06/04/09

Date Extracted: 06/10/09
Date Analyzed: 06/15/09 12:55
Instrument/Analyst: ECD5/JGR
GPC Cleanup: No
Sulfur Cleanup: Yes
Acid Cleanup: Yes
Florisil Cleanup: No

Sample Amount: 25.4 g-dry-wt
Final Extract Volume: 1.0 mL
Dilution Factor: 5.00
Silica Gel: Yes
Percent Moisture: 54.0%

CAS Number	Analyte	RL	Result
12674-11-2	Aroclor 1016	3.9	< 3.9 U
53469-21-9	Aroclor 1242	3.9	37
12672-29-6	Aroclor 1248	3.9	< 3.9 U
11097-69-1	Aroclor 1254	3.9	8.9
11096-82-5	Aroclor 1260	3.9	7.7 P
11104-28-2	Aroclor 1221	3.9	< 3.9 U
11141-16-5	Aroclor 1232	3.9	< 3.9 U

Reported in $\mu\text{g}/\text{kg}$ (ppb)

PCB Surrogate Recovery

Decachlorobiphenyl	118%
Tetrachlorometaxylene	79.4%

Analytical Resources Inc.
Dual Column PCB Quantitation Report

Data file 1: 20090606.B/0615-1.b/0615B021.d
Data file 2: 20090606.B/0615-2.b/0615B021.d
Method: /chem2/ecd5.i/20090606.B/PCB1.m
Compound Sublist: PCB
Instrument, Inj. Vol.: ecd5.i, 2ul
Quant Method: Internal Std

ARI ID: PB44M
Client ID:
Injection Date: 15-JUN-2009 12:55
Report Date: 06/17/2009 08:44
Matrix: SOIL
Dilution Factor: 5.000

ZB5 Col			ZB35 Col			ZB5	ZB35	RPD	Compound/Flag
RT	Shift	Response	RT	Shift	Response	on col	on col		
4.398	0.001	2045656	4.964	0.000	2400056	5.9	6.3	7.4	Tetrachloro-m-xylene
11.059	0.000	2442098	11.702	-0.001	2365286	9.4	8.0	17.0	Decachlorobiphenyl

- * Indicates RPD > 40%
- M Indicates Column 1 peak was manually integrated
- N Indicates Column 2 peak was manually integrated

SURROGATE PERCENT RECOVERY

SURROGATE	Col1	Col2
Tetrachloro-m-xylene	73.6	79.3
Decachlorobiphenyl	118.1	99.6

06/17/09

INTERNAL STANDARD SUMMARY

Standard Cpnd	Column 1		%D
	Standard Area*	Sample Area	
Bromo-Nitrobenzene	30034732	26529587	-11.7
Hexabromobiphenyl	12924817	9431028	-27.0

Standard Cpnd	Column 2		%D
	Standard Area*	Sample Area	
Bromo-Nitrobenzene	33277512	29258444	-12.1
Hexabromobiphenyl	11348053	10290145	-9.3

- * Standard Areas taken from Initial Cal Level 3
Initial Calibration Date: 07-JUN-2009
- <- Indicates standard response outside Limits (-50 to +100%)

ZB5 Col ZB35 Col

Aroclor	Peak#	RT	Shift	Area	Amount	Peak#	RT	Shift	Area	Amount
Aroclor-1016	1	5.901	0.000	1782519	222.1	1	6.533	0.002	2519352	189.0
Aroclor-1016	2	6.278	0.003	7766683	300.7	2	7.112	0.003	8187682	293.8
Aroclor-1016	3	6.421	0.001	2253513	204.3	3	7.307	0.001	2353421	216.5
Aroclor-1016	4	---	---	---	0.0	4	7.892	0.001	3247947	391.5
Total CollAve (3 peaks):				247.3		Total Col2Ave (4 peaks):				272.7 RPD = 12
Corrected Ave: < 3 Peaks						Corrected Ave (3 peaks):				233.1
Aroclor-1221	1	---	---	---	0.0	1	5.582	0.016	128299	7.5
Aroclor-1221	2	4.896	0.001	140603	15.3	2	5.841	0.050	2016946	199.0
Aroclor-1221	3	4.992	0.002	539098	15.5	3	5.920	0.024	1332480	39.8
Aroclor-1221	NS	---	---	---	---	4	7.307	-0.003	2353421	443.8
CollAve: <3 Quant Peaks						Col2Ave:				172.5
Aroclor-1232	1	4.896	-0.002	140603	11.9	1	5.920	0.024	1332480	122.1
Aroclor-1232	2	5.901	0.000	1782519	310.4	2	6.533	-0.003	2519352	252.3
Aroclor-1232	3	6.278	0.006	7766683	422.3	3	7.112	-0.002	8187682	425.4
Aroclor-1232	4	6.421	-0.004	2253513	284.4	4	7.307	-0.003	2353421	310.4
Total CollAve (4 peaks):				257.3		Total Col2Ave (4 peaks):				277.6 RPD = 8
Corrected Ave (3 peaks):				202.2		Corrected Ave (3 peaks):				228.3 RPD = 12
Aroclor-1242	1	5.901	-0.002	1782519	228.4	1	6.533	0.002	2519352	198.9
Aroclor-1242	2	6.278	0.001	7766683	312.1	2	7.112	0.002	8187682	314.8
Aroclor-1242	3	6.421	0.000	2253513	207.9	3	7.307	0.001	2353421	237.1
Aroclor-1242	4	7.510	0.000	962138	112.4	4	8.186	0.000	575262	127.3
Total CollAve (4 peaks):				215.2		Total Col2Ave (4 peaks):				219.9 RPD = 2
Corrected Ave (3 peaks):				182.9		Corrected Ave (3 peaks):				187.8 RPD = 3
Aroclor-1248	1	6.278	0.005	7766683	506.4	1	7.112	0.008	8187682	501.8
Aroclor-1248	2	6.737	0.000	1985337	197.8	2	7.530	0.000	1940338	206.7
Aroclor-1248	3	7.024	0.001	2657990	226.7	3	7.892	0.001	3247947	265.1
Aroclor-1248	4	7.563	0.002	1626757	86.6	4	8.237	-0.001	1482217	93.1
Total CollAve (4 peaks):				254.4		Total Col2Ave (4 peaks):				266.7 RPD = 5
Corrected Ave (3 peaks):				170.4		Corrected Ave (3 peaks):				188.3 RPD = 10
Aroclor-1254	1	7.821	0.000	728663	35.1	1	8.468	-0.001	802878	47.5
Aroclor-1254	2	8.122	-0.003	537666	40.2	2	8.870	0.001	338078	30.5
Aroclor-1254	3	8.229	-0.002	1139200	45.0	3	8.981	0.001	1142316	51.4
Aroclor-1254	4	8.482	-0.009	1056484	39.7	4	9.157	0.017	1430413	55.5
Aroclor-1254	5	8.760	-0.004	609480	38.1	5	9.543	0.011	607467	40.2
Total CollAve (5 peaks):				39.6		Total Col2Ave (5 peaks):				45.0 RPD = 13
Corrected Ave (4 peaks):				38.3		Corrected Ave (4 peaks):				42.4 RPD = 10
Aroclor-1260	1	9.147	0.000	202086	20.0	1	9.289	0.001	1422198	73.6
Aroclor-1260	2	9.375	0.002	222583	23.2	2	10.061	0.006	670725	53.5
Aroclor-1260	3	9.620	0.001	430654	17.6	3	10.219	0.005	1112232	34.5
Aroclor-1260	4	9.898	-0.001	357909	28.3	4	10.613	-0.002	549616	28.7
Aroclor-1260	5	10.016	-0.004	323073	52.3	NS	---	---	---	---
Total CollAve (5 peaks):				28.3		Total Col2Ave (4 peaks):				47.6 RPD = 51*
Corrected Ave (4 peaks):				22.3		Corrected Ave (3 peaks):				38.9 RPD = 55*
Aroclor-1262	1	9.375	0.002	222583	11.0	1	10.061	0.003	670725	25.8
Aroclor-1262	2	9.620	0.001	430654	9.0	2	10.219	0.001	1112232	17.9
Aroclor-1262	3	10.016	-0.006	323073	15.7	3	10.563	-0.008	688458	26.4
Aroclor-1262	4	---	---	---	0.0	4	10.613	-0.006	549616	14.5
Aroclor-1262	5	10.481	0.024	950107	54.0	5	11.092	0.008	700352	33.4
Total CollAve (4 peaks):				22.4		Total Col2Ave (5 peaks):				23.6 RPD = 5
Corrected Ave (3 peaks):				11.9		Corrected Ave (4 peaks):				21.1 RPD = 56*
Aroclor-1268	1	10.016	-0.006	323073	8.1	1	10.563	-0.008	688458	14.4
Aroclor-1268	2	---	---	---	0.0	2	10.613	-0.005	549616	12.5
Aroclor-1268	3	10.225	-0.006	425417	14.1	3	10.877	-0.011	409034	12.1
Aroclor-1268	4	10.798	-0.005	191104	2.2	4	11.400	-0.016	299256	3.0
Total CollAve (3 peaks):				8.2		Total Col2Ave (4 peaks):				10.5 RPD = 25
Corrected Ave: < 3 Peaks						Corrected Ave (3 peaks):				9.2

Total PCB Area Col1 (4.496 - 10.959) = 57193969

Col1 Total PCB = 0.3 ppm*

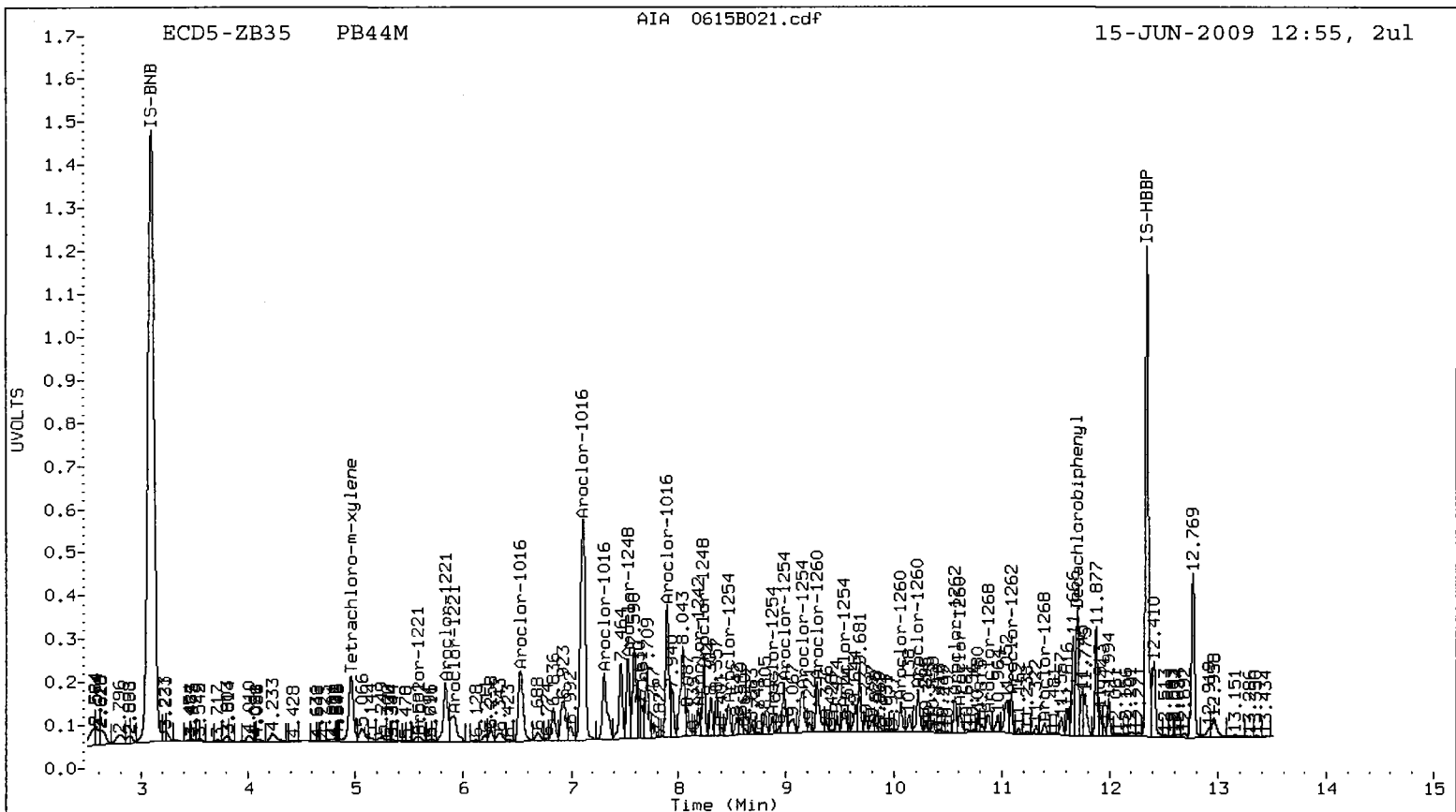
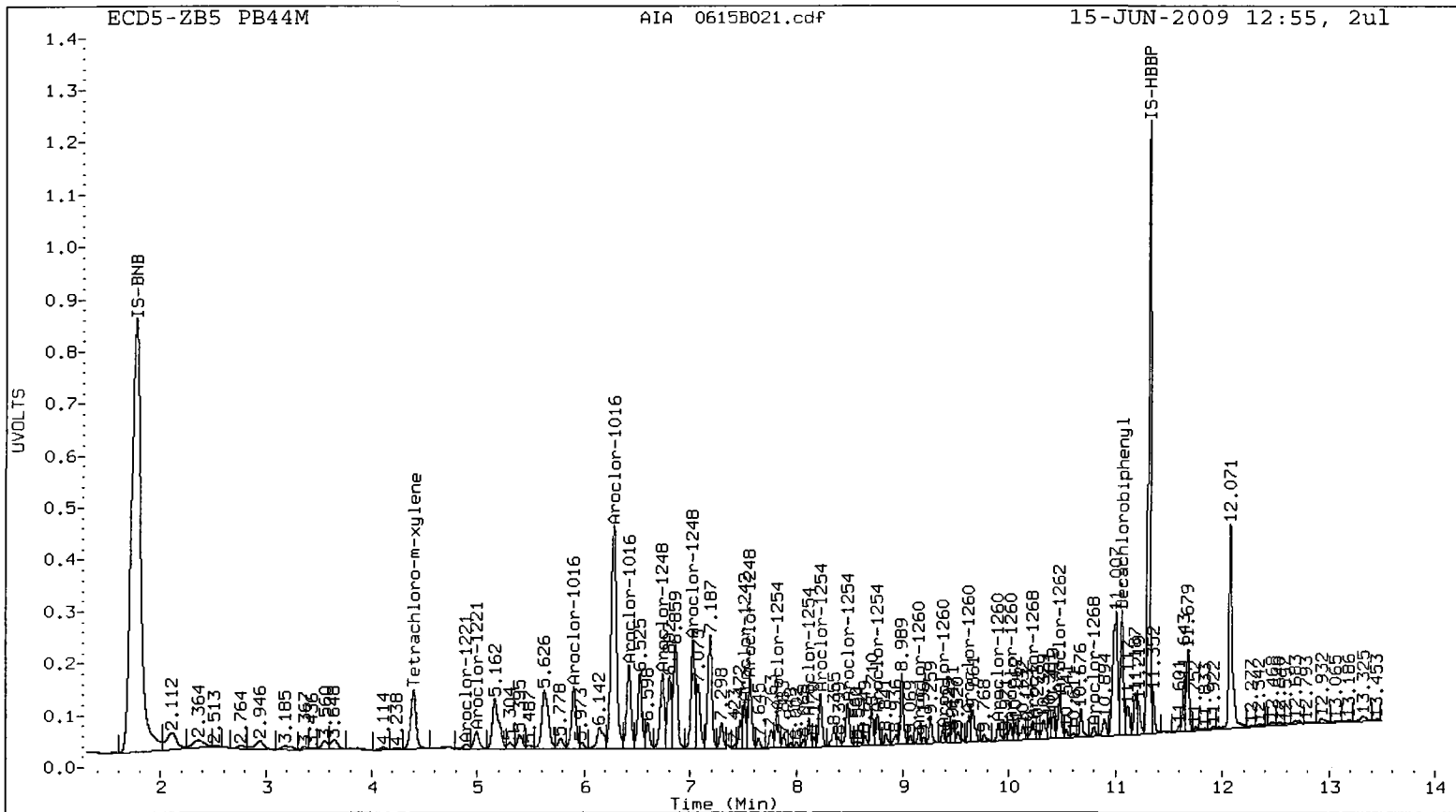
Total PCB Area Col2 (5.064 - 11.603) = 63124162

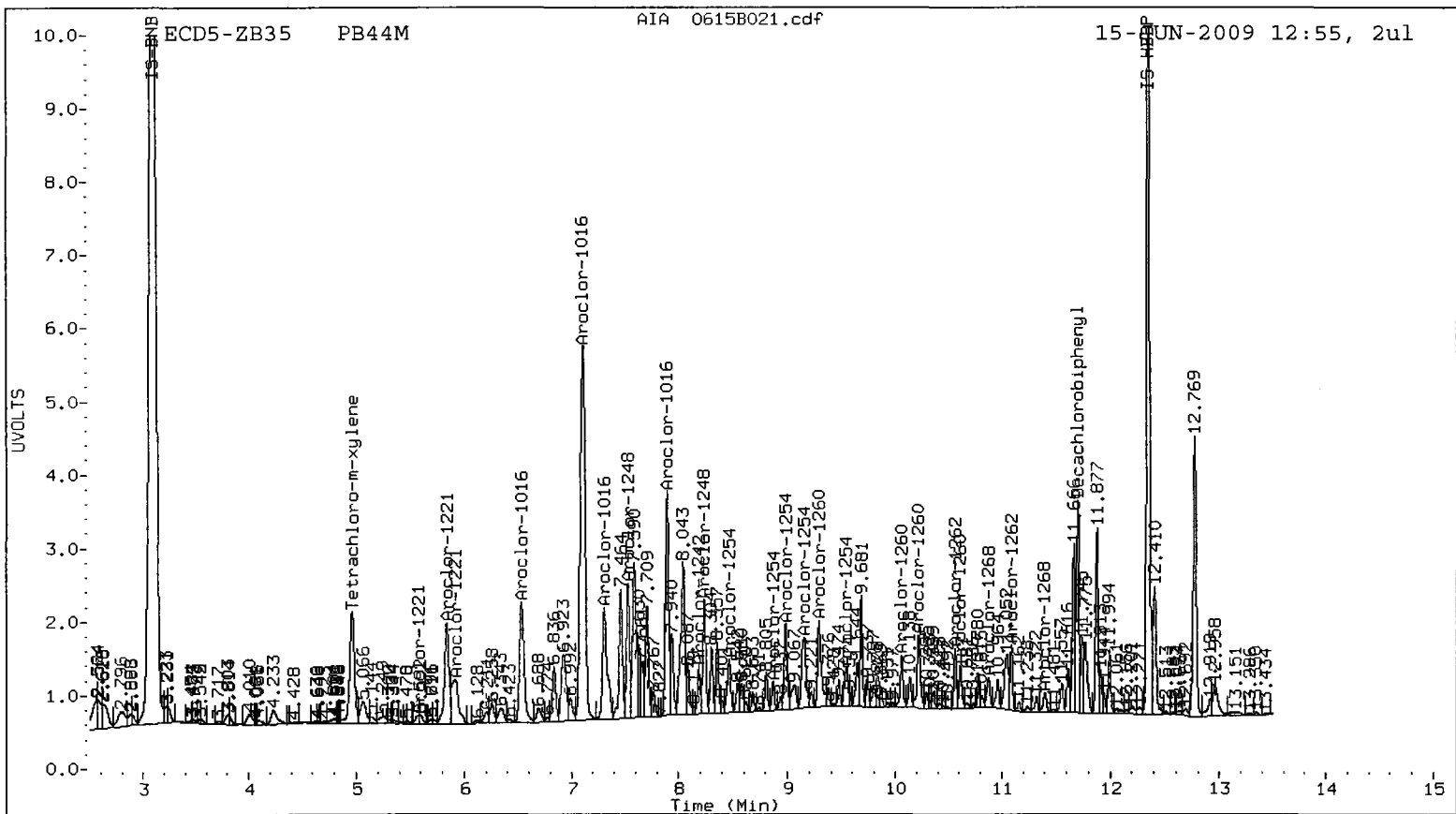
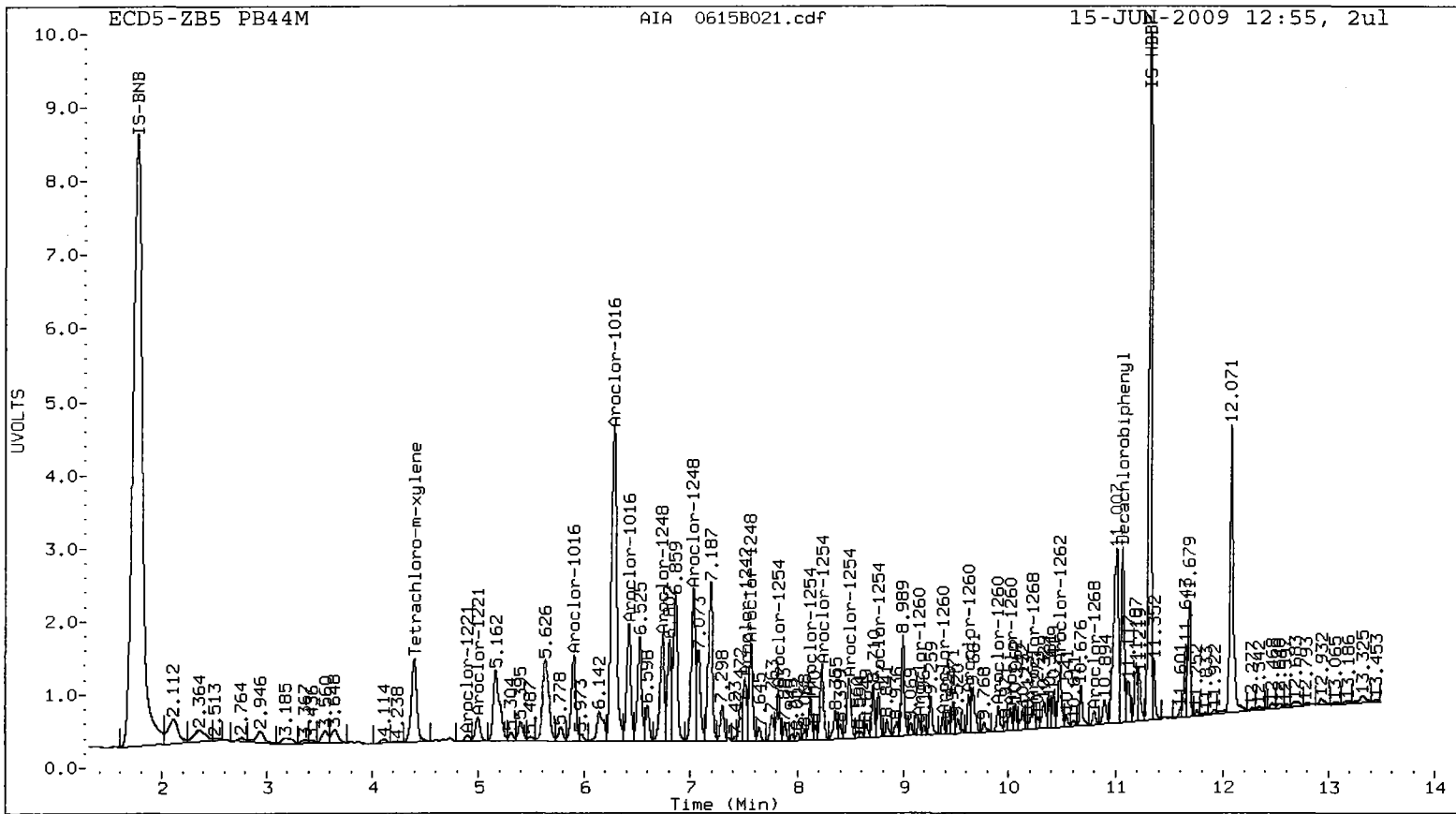
Col2 Total PCB = 0.4 ppm*

* Quantitated against AR1660 0.25ppm in Ical

PCB-Form 10 Mod.

PS44:00976





ORGANICS ANALYSIS DATA SHEET

PSDDA PCB by GC/ECD

Page 1 of 1

Sample ID: 3SED9-B

SAMPLE

Lab Sample ID: PB44N

LIMS ID: 09-12800

Matrix: Sediment

Data Release Authorized: *AB*

Reported: 06/17/09

QC Report No: PB44-ENVIROMENTAL SCIENCE CORP.

Project: JELD-WEN NORD DOOR

Date Sampled: 06/04/09

Date Received: 06/04/09

Date Extracted: 06/10/09

Date Analyzed: 06/15/09 13:12

Instrument/Analyst: ECD5/JGR

GPC Cleanup: No

Sulfur Cleanup: Yes

Acid Cleanup: Yes

Florisil Cleanup: No

Sample Amount: 25.5 g-dry-wt

Final Extract Volume: 1.0 mL

Dilution Factor: 5.00

Silica Gel: Yes

Percent Moisture: 48.2%

CAS Number	Analyte	RL	Result
12674-11-2	Aroclor 1016	3.9	< 3.9 U
53469-21-9	Aroclor 1242	3.9	38
12672-29-6	Aroclor 1248	3.9	< 3.9 U
11097-69-1	Aroclor 1254	3.9	< 3.9 U
11096-82-5	Aroclor 1260	3.9	< 3.9 U
11104-28-2	Aroclor 1221	3.9	< 3.9 U
11141-16-5	Aroclor 1232	3.9	< 3.9 U

Reported in $\mu\text{g}/\text{kg}$ (ppb)

PCB Surrogate Recovery

Decachlorobiphenyl	105%
Tetrachlorometaxylene	73.9%

Analytical Resources Inc.
Dual Column PCB Quantitation Report

Data file 1: 20090606.B/0615-1.b/0615B022.d
Data file 2: 20090606.B/0615-2.b/0615B022.d
Method: /chem2/ecd5.i/20090606.B/PCB1.m
Compound Sublist: PCB
Instrument, Inj. Vol.: ecd5.i, 2ul
Quant Method: Internal Std

ARI ID: PB44N
Client ID:
Injection Date: 15-JUN-2009 13:12
Report Date: 06/17/2009 08:44
Matrix: SOIL
Dilution Factor: 5.000

ZB5 Col			ZB35 Col			ZB5	ZB35	RPD	Compound/Flag
RT	Shift	Response	RT	Shift	Response	on col	on col		
4.401	0.004	2158906	4.969	0.006	2197835	5.9	5.4	8.4	Tetrachloro-m-xylene
11.059	0.000	2374036	11.701	-0.002	2271990	8.4	7.7	8.9	Decachlorobiphenyl

- * Indicates RPD > 40%
- M Indicates Column 1 peak was manually integrated
- N Indicates Column 2 peak was manually integrated

SURROGATE PERCENT RECOVERY

SURROGATE	Col1	Col2
Tetrachloro-m-xylene	73.9	67.9
Decachlorobiphenyl	104.8	95.9

gc 06/17/09

INTERNAL STANDARD SUMMARY

Standard Cpnd	Column 1		%D
	Standard Area*	Sample Area	
Bromo-Nitrobenzene	30034732	27894155	-7.1
Hexabromobiphenyl	12924817	10324371	-20.1

Standard Cpnd	Column 2		%D
	Standard Area*	Sample Area	
Bromo-Nitrobenzene	33277512	31290589	-6.0
Hexabromobiphenyl	11348053	10260161	-9.6

- * Standard Areas taken from Initial Cal Level 3
Initial Calibration Date: 07-JUN-2009
- <- Indicates standard response outside Limits (-50 to +100%)

ZB5 Col					ZB35 Col					
Aroclor	Peak#	RT	Shift	Area	Amount	Peak#	RT	Shift	Area	Amount
Aroclor-1016	1	5.904	0.003	2109543	250.0	1	6.534	0.004	3113134	218.4
Aroclor-1016	2	6.280	0.005	8151020	300.1	2	7.114	0.006	8651993	290.3
Aroclor-1016	3	6.423	0.004	2232349	192.4	3	7.309	0.003	2375028	204.3
Aroclor-1016	4	---	---	---	0.0	4	7.894	0.002	3449451	388.8
Total CollAve (3 peaks):				247.5		Total Col2Ave (4 peaks):				275.4 RPD = 11
Corrected Ave: < 3 Peaks				0		Corrected Ave (3 peaks):				237.6
Aroclor-1221	1	4.735	0.002	249334	16.4	1	5.571	0.005	329871	18.1
Aroclor-1221	2	4.900	0.005	191777	19.8	2	5.845	0.053	2041336	188.3
Aroclor-1221	3	4.993	0.003	862476	23.6	3	5.927	0.030	2247840	62.7
Aroclor-1221	NS	---	---	---	---	4	7.309	-0.001	2375028	418.8
Total CollAve (3 peaks):				19.9		Total Col2Ave (4 peaks):				172.0 RPD = 158*
Corrected Ave: < 3 Peaks				0		Corrected Ave (3 peaks):				89.7
Aroclor-1232	1	4.900	0.003	191777	15.4	1	5.927	0.031	2247840	192.6
Aroclor-1232	2	5.904	0.003	2109543	349.4	2	6.534	-0.001	3113134	291.5
Aroclor-1232	3	6.280	0.008	8151020	421.6	3	7.114	0.000	8651993	420.3
Aroclor-1232	4	6.423	-0.002	2232349	268.0	4	7.309	-0.001	2375028	292.9
Total CollAve (4 peaks):				263.6		Total Col2Ave (4 peaks):				299.3 RPD = 13
Corrected Ave (3 peaks):				210.9		Corrected Ave (3 peaks):				259.0 RPD = 20
Aroclor-1242	1	5.904	0.001	2109543	257.1	1	6.534	0.004	3113134	229.8
Aroclor-1242	2	6.280	0.003	8151020	311.6	2	7.114	0.004	8651993	311.0
Aroclor-1242	3	6.423	0.003	2232349	195.8	3	7.309	0.003	2375028	223.7
Aroclor-1242	4	7.512	0.001	923158	102.6	4	8.187	0.002	592156	122.6
Total CollAve (4 peaks):				216.8		Total Col2Ave (4 peaks):				221.8 RPD = 2
Corrected Ave (3 peaks):				185.1		Corrected Ave (3 peaks):				192.0 RPD = 4
Aroclor-1248	1	6.280	0.007	8151020	505.4	1	7.114	0.011	8651993	495.8
Aroclor-1248	2	6.740	0.003	2075102	196.7	2	7.533	0.003	1991212	198.3
Aroclor-1248	3	7.027	0.003	2771806	224.9	3	7.894	0.003	3449451	263.3
Aroclor-1248	4	7.564	0.003	1338278	67.8	4	8.238	0.000	1487007	87.3
Total CollAve (4 peaks):				248.7		Total Col2Ave (4 peaks):				261.2 RPD = 5
Corrected Ave (3 peaks):				163.1		Corrected Ave (3 peaks):				183.0 RPD = 11
Aroclor-1254	1	7.823	0.002	354630	16.3	1	8.468	-0.001	400151	22.1
Aroclor-1254	2	8.124	-0.001	256949	18.3	2	8.870	0.000	147237	12.4
Aroclor-1254	3	8.231	0.001	446639	16.8	3	8.982	0.002	413224	17.4
Aroclor-1254	4	8.485	-0.006	406194	14.5	4	9.154	0.013	580675	21.1
Aroclor-1254	5	8.763	-0.001	230099	13.7	5	9.539	0.007	224588	13.9
Total CollAve (5 peaks):				15.9		Total Col2Ave (5 peaks):				17.4 RPD = 9
Corrected Ave (4 peaks):				15.3		Corrected Ave (4 peaks):				16.2 RPD = 6
Aroclor-1260	1	9.147	0.000	123072	11.1	1	9.291	0.003	772367	40.1
Aroclor-1260	2	9.376	0.003	112236	10.7	2	10.060	0.005	281422	22.5
Aroclor-1260	3	9.661	0.042	966652	26.2	3	10.219	0.005	679839	21.2
Aroclor-1260	4	9.899	0.001	217041	15.7	4	10.612	-0.002	312697	16.4
Aroclor-1260	5	10.015	-0.005	283015	41.8	NS	---	---	---	---
Total CollAve (5 peaks):				23.1		Total Col2Ave (4 peaks):				25.0 RPD = 8
Corrected Ave (4 peaks):				18.4		Corrected Ave (3 peaks):				20.0 RPD = 8
Aroclor-1262	1	9.376	0.002	112236	5.1	1	10.060	0.002	281422	10.8
Aroclor-1262	2	9.661	0.042	966652	18.4	2	10.219	0.001	679839	10.9
Aroclor-1262	3	10.015	-0.006	283015	12.6	3	10.562	-0.009	527940	20.3
Aroclor-1262	4	---	---	---	0.0	4	10.612	-0.006	312697	8.3
Aroclor-1262	5	10.480	0.023	800506	41.6	5	11.092	0.009	635001	30.3
Total CollAve (4 peaks):				19.4		Total Col2Ave (5 peaks):				16.1 RPD = 18
Corrected Ave (3 peaks):				12.0		Corrected Ave (4 peaks):				12.6 RPD = 5
Aroclor-1268	1	10.015	-0.006	283015	6.5	1	10.562	-0.009	527940	11.1
Aroclor-1268	2	---	---	---	0.0	2	10.612	-0.006	312697	7.2
Aroclor-1268	3	10.227	-0.004	327206	9.9	3	10.881	-0.007	388383	11.5
Aroclor-1268	4	10.799	-0.004	173459	1.8	4	11.399	-0.017	262214	2.7
Total CollAve (3 peaks):				6.1		Total Col2Ave (4 peaks):				8.1 RPD = 28

Corrected Ave: < 3 Peaks

Corrected Ave (3 peaks): 7.0

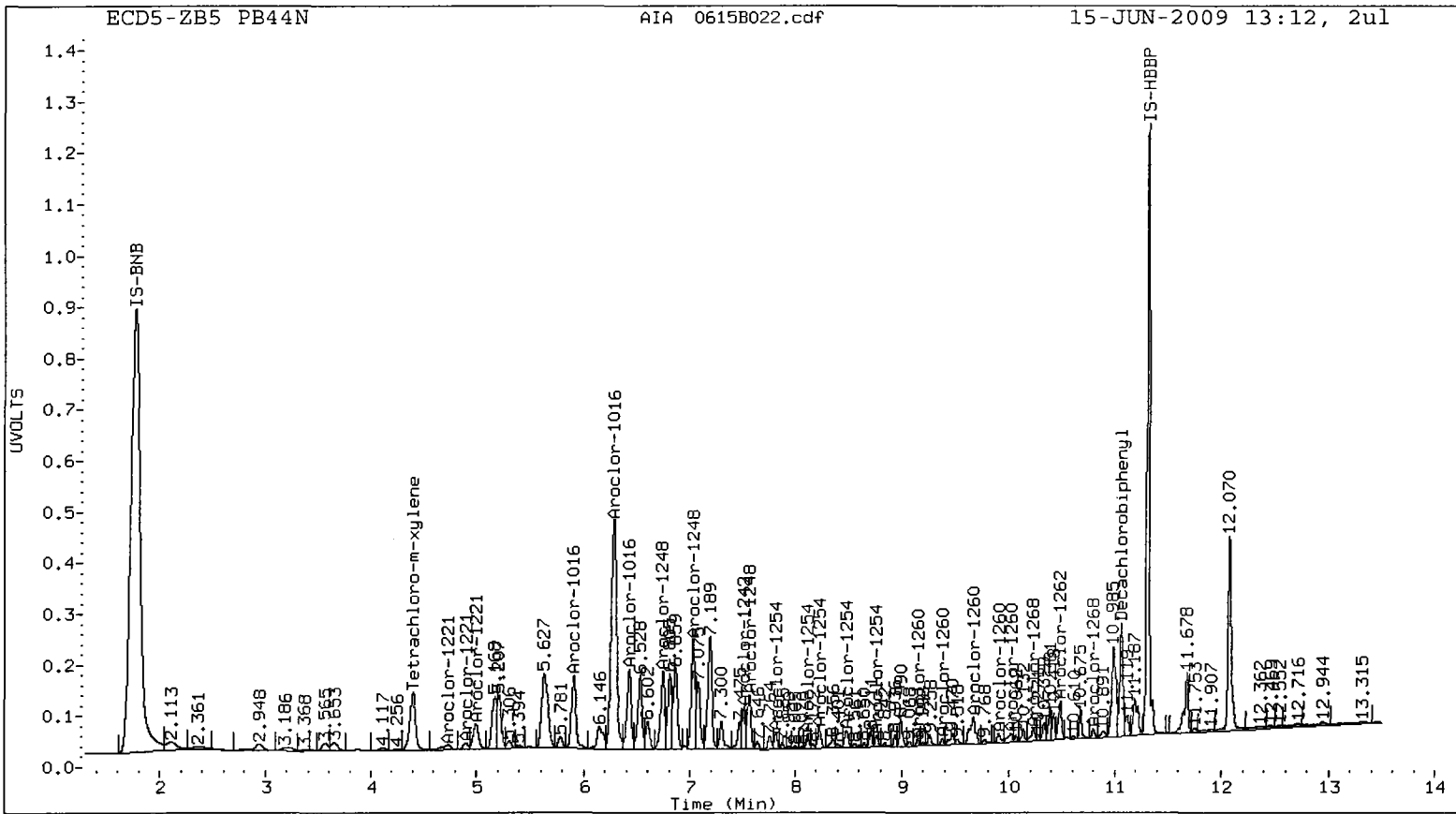
Total PCB Area Col1 (4.496 - 10.959) = 51878551 Col1 Total PCB = 0.3 ppm*

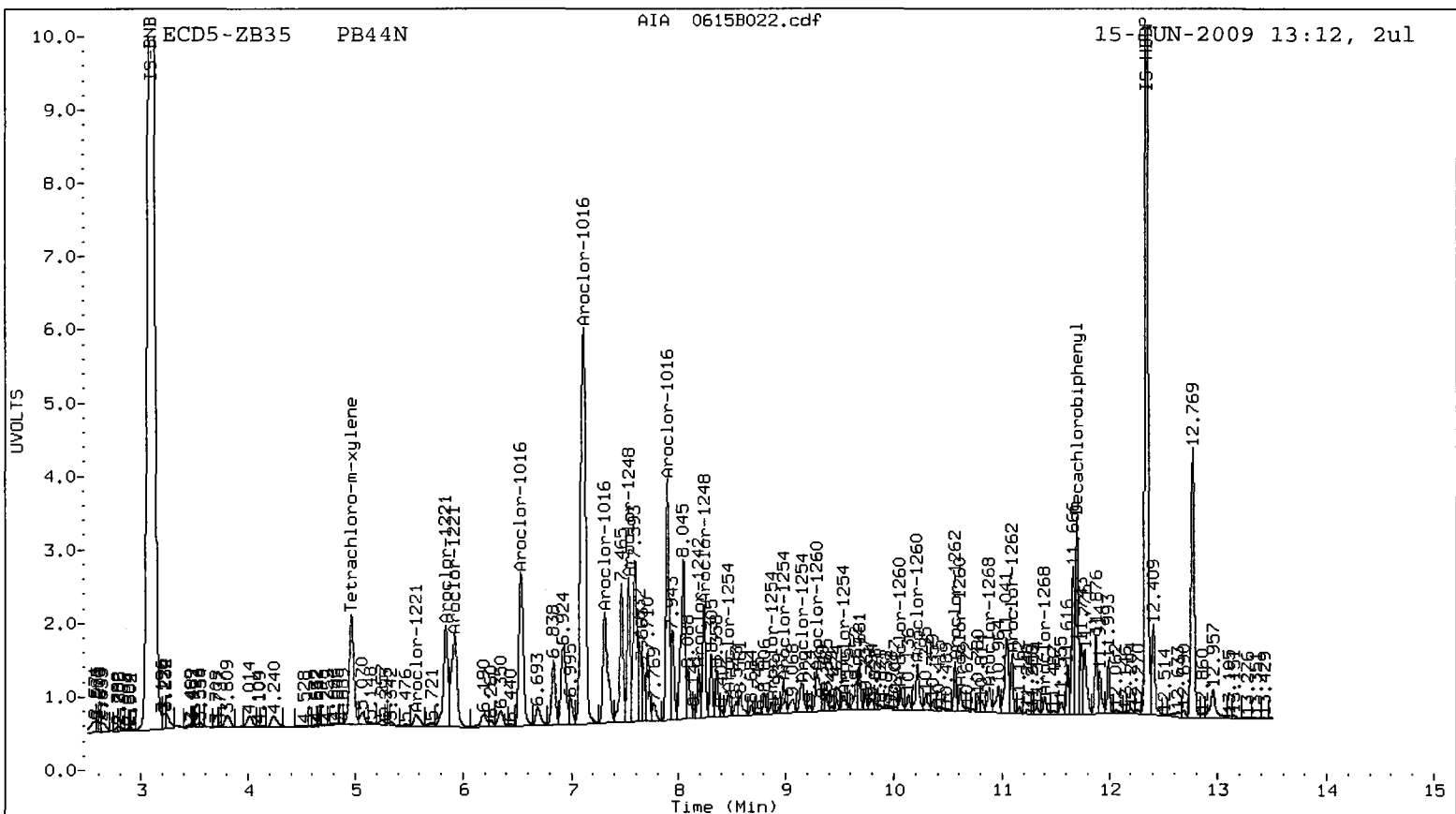
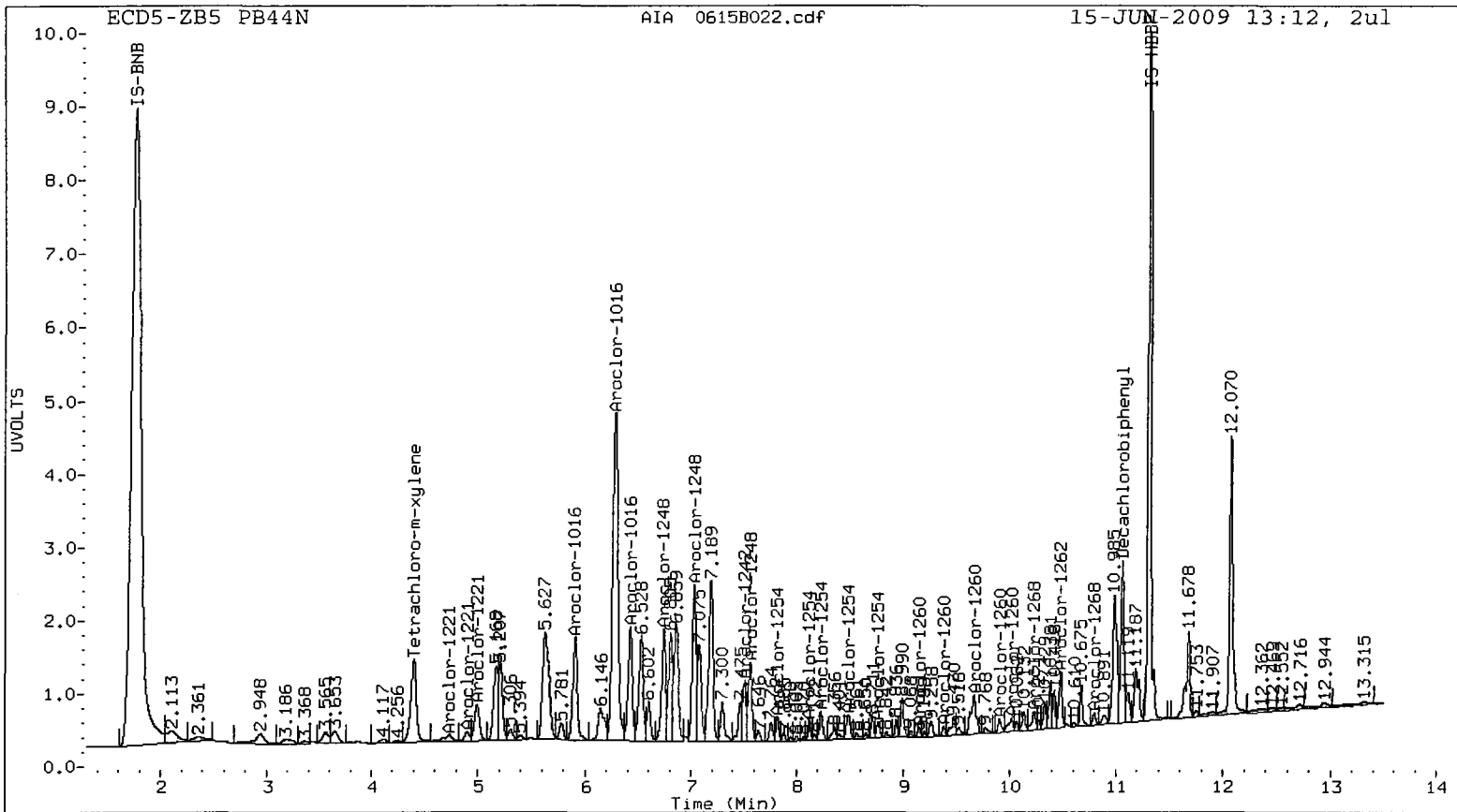
Total PCB Area Col2 (5.064 - 11.603) = 57368697 Col2 Total PCB = 0.3 ppm*

* Quantitated against AR1660 0.25ppm in Ical

PCB-Form 10 Mod.

PB44 : 00982





ORGANICS ANALYSIS DATA SHEET

PSDDA PCB by GC/ECD

Page 1 of 1

Sample ID: 3SED9-C

SAMPLE

Lab Sample ID: PB440

LIMS ID: 09-12801

Matrix: Sediment

Data Release Authorized: *AB*

Reported: 06/17/09

QC Report No: PB44-ENVIROMENTAL SCIENCE CORP.

Project: JELD-WEN NORD DOOR

Date Sampled: 06/04/09

Date Received: 06/04/09

Date Extracted: 06/10/09

Date Analyzed: 06/15/09 13:30

Instrument/Analyst: ECD5/JGR

GPC Cleanup: No

Sulfur Cleanup: Yes

Acid Cleanup: Yes

Florisil Cleanup: No

Sample Amount: 25.4 g-dry-wt

Final Extract Volume: 1.0 mL

Dilution Factor: 5.00

Silica Gel: Yes

Percent Moisture: 36.8%

CAS Number	Analyte	RL	Result
12674-11-2	Aroclor 1016	3.9	< 3.9 U
53469-21-9	Aroclor 1242	3.9	26
12672-29-6	Aroclor 1248	3.9	< 3.9 U
11097-69-1	Aroclor 1254	3.9	5.2
11096-82-5	Aroclor 1260	3.9	< 3.9 U
11104-28-2	Aroclor 1221	3.9	< 3.9 U
11141-16-5	Aroclor 1232	3.9	< 3.9 U

Reported in $\mu\text{g}/\text{kg}$ (ppb)

PCB Surrogate Recovery

Decachlorobiphenyl	92.2%
Tetrachlorometaxylene	71.9%

Analytical Resources Inc.
Dual Column PCB Quantitation Report

Data file 1: 20090606.B/0615-1.b/0615B023.d
Data file 2: 20090606.B/0615-2.b/0615B023.d
Method: /chem2/ecd5.i/20090606.B/PCB1.m
Compound Sublist: PCB
Instrument, Inj. Vol.: ecd5.i, 2ul
Quant Method: Internal Std

ARI ID: PB440
Client ID:
Injection Date: 15-JUN-2009 13:30
Report Date: 06/17/2009 08:44
Matrix: SOIL
Dilution Factor: 5.000

ZB5 Col			ZB35 Col			ZB5	ZB35	RPD	Compound/Flag
RT	Shift	Response	RT	Shift	Response	on col	on col		
4.396	0.000	2012871	4.964	0.000	2299166	5.6	5.7	2.9	Tetrachloro-m-xylene
11.059	0.000	1957807	11.702	-0.001	2094325	7.4	6.9	6.3	Decachlorobiphenyl

- * Indicates RPD > 40%
- M Indicates Column 1 peak was manually integrated
- N Indicates Column 2 peak was manually integrated

SURROGATE PERCENT RECOVERY

SURROGATE	Col1	Col2
Tetrachloro-m-xylene	69.8	71.9
Decachlorobiphenyl	92.3	86.7

06/17/09

INTERNAL STANDARD SUMMARY

Standard Cpnd	Column 1		
	Standard Area*	Sample Area	%D
Bromo-Nitrobenzene	30034732	27532183	-8.3
Hexabromobiphenyl	12924817	9669926	-25.2

Standard Cpnd	Column 2		
	Standard Area*	Sample Area	%D
Bromo-Nitrobenzene	33277512	30934118	-7.0
Hexabromobiphenyl	11348053	10463251	-7.8

* Standard Areas taken from Initial Cal Level 3
Initial Calibration Date: 07-JUN-2009
<- Indicates standard response outside Limits (-50 to +100%)

ZB5 Col

ZB35 Col

Aroclor	Peak#	RT	Shift	Area	Amount	Peak#	RT	Shift	Area	Amount	
Aroclor-1016	1	5.901	0.000	1067861	128.2	1	6.529	-0.001	1590973	112.9	
Aroclor-1016	2	6.275	0.000	4974840	185.6	2	7.109	0.001	5303414	180.0	
Aroclor-1016	3	6.419	-0.001	1545738	135.0	3	7.305	-0.001	1548191	134.7	
Aroclor-1016	4	---	---	---	0.0	4	7.891	0.000	2102322	239.7	
Total CollAve (3 peaks):				149.6		Total Col2Ave (4 peaks):				166.8	RPD = 11
Corrected Ave: < 3 Peaks						Corrected Ave (3 peaks):				142.5	

Aroclor-1221	1	---	---	---	0.0	1	5.595	0.029	171605	9.5	
Aroclor-1221	2	4.893	-0.002	88975	9.3	2	5.840	0.049	2622022	244.6	
Aroclor-1221	3	4.991	0.002	354703	9.8	3	5.917	0.021	708825	20.0	
Aroclor-1221	NS	---	---	---	---	4	7.305	-0.005	1548191	276.1	
CollAve: <3 Quant Peaks						Col2Ave:				137.6	

Aroclor-1232	1	4.893	-0.005	88975	7.2	1	5.917	0.021	708825	61.4	
Aroclor-1232	2	5.901	0.000	1067861	179.2	2	6.529	-0.006	1590973	150.7	
Aroclor-1232	3	6.275	0.003	4974840	260.7	3	7.109	-0.004	5303414	260.6	
Aroclor-1232	4	6.419	-0.006	1545738	188.0	4	7.305	-0.005	1548191	193.2	
Total CollAve (4 peaks):				158.8		Total Col2Ave (4 peaks):				166.5	RPD = 5
Corrected Ave (3 peaks):				124.8		Corrected Ave (3 peaks):				135.1	RPD = 8

Aroclor-1242	1	5.901	-0.002	1067861	131.8	1	6.529	-0.002	1590973	118.8	
Aroclor-1242	2	6.275	-0.002	4974840	192.7	2	7.109	-0.001	5303414	192.8	
Aroclor-1242	3	6.419	-0.002	1545738	137.4	3	7.305	-0.001	1548191	147.5	
Aroclor-1242	4	7.509	-0.001	628362	70.7	4	8.185	-0.001	375447	78.6	
Total CollAve (4 peaks):				133.1		Total Col2Ave (4 peaks):				134.4	RPD = 1
Corrected Ave (3 peaks):				113.3		Corrected Ave (3 peaks):				115.0	RPD = 1

Aroclor-1248	1	6.275	0.002	4974840	312.5	1	7.109	0.006	5303414	307.4	
Aroclor-1248	2	6.736	-0.001	1322938	127.0	2	7.529	0.000	1261079	127.0	
Aroclor-1248	3	7.023	-0.001	1743447	143.3	3	7.891	0.000	2102322	162.3	
Aroclor-1248	4	7.563	0.002	1046471	53.7	4	8.236	-0.001	979611	58.2	
Total CollAve (4 peaks):				159.1		Total Col2Ave (4 peaks):				163.7	RPD = 3
Corrected Ave (3 peaks):				108.0		Corrected Ave (3 peaks):				115.8	RPD = 7

Aroclor-1254	1	7.821	-0.001	406605	18.9	1	8.467	-0.002	442899	24.8	
Aroclor-1254	2	8.122	-0.002	281994	20.3	2	8.870	0.000	191752	16.3	
Aroclor-1254	3	8.229	-0.002	710343	27.0	3	8.981	0.001	795497	33.8	
Aroclor-1254	4	8.479	-0.012	621646	22.5	4	9.158	0.017	808622	29.7	
Aroclor-1254	5	8.760	-0.004	366577	22.1	5	9.543	0.011	456457	28.5	
Total CollAve (5 peaks):				22.2		Total Col2Ave (5 peaks):				26.6	RPD = 18
Corrected Ave (4 peaks):				21.0		Corrected Ave (4 peaks):				24.8	RPD = 17

Aroclor-1260	1	9.146	-0.001	121887	11.7	1	9.288	0.000	791362	40.3	
Aroclor-1260	2	9.376	0.003	142329	14.4	2	10.060	0.005	467105	36.7	
Aroclor-1260	3	9.620	0.001	270803	10.8	3	10.218	0.004	654876	20.0	
Aroclor-1260	4	9.897	-0.001	200237	15.4	4	10.612	-0.003	382068	19.6	
Aroclor-1260	5	10.017	-0.003	122793	19.4	NS	---	---	---	---	
Total CollAve (5 peaks):				14.4		Total Col2Ave (4 peaks):				29.1	RPD = 68*
Corrected Ave (4 peaks):				13.1		Corrected Ave (3 peaks):				25.4	RPD = 64*

Aroclor-1262	1	9.376	0.002	142329	6.8	1	10.060	0.002	467105	17.6	
Aroclor-1262	2	9.620	0.001	270803	5.5	2	10.218	0.000	654876	10.3	
Aroclor-1262	3	10.017	-0.005	122793	5.8	3	10.563	-0.008	331116	12.5	
Aroclor-1262	4	---	---	---	0.0	4	10.612	-0.007	382068	9.9	
Aroclor-1262	5	10.480	0.024	547364	30.3	5	11.092	0.008	470570	22.0	
Total CollAve (4 peaks):				12.1		Total Col2Ave (5 peaks):				14.5	RPD = 18
Corrected Ave (3 peaks):				6.1		Corrected Ave (4 peaks):				12.6	RPD = 70*

Aroclor-1268	1	10.017	-0.005	122793	3.0	1	10.563	-0.009	331116	6.8	
Aroclor-1268	2	---	---	---	0.0	2	10.612	-0.007	382068	8.6	
Aroclor-1268	3	10.225	-0.007	269701	8.7	3	10.876	-0.012	325192	9.4	
Aroclor-1268	4	10.799	-0.003	154675	1.8	4	11.400	-0.016	150281	1.5	
Total CollAve (3 peaks):				4.5		Total Col2Ave (4 peaks):				6.6	RPD = 38
Corrected Ave: < 3 Peaks						Corrected Ave (3 peaks):				5.6	

Total PCB Area Col1 (4.496 - 10.959) = 36534890

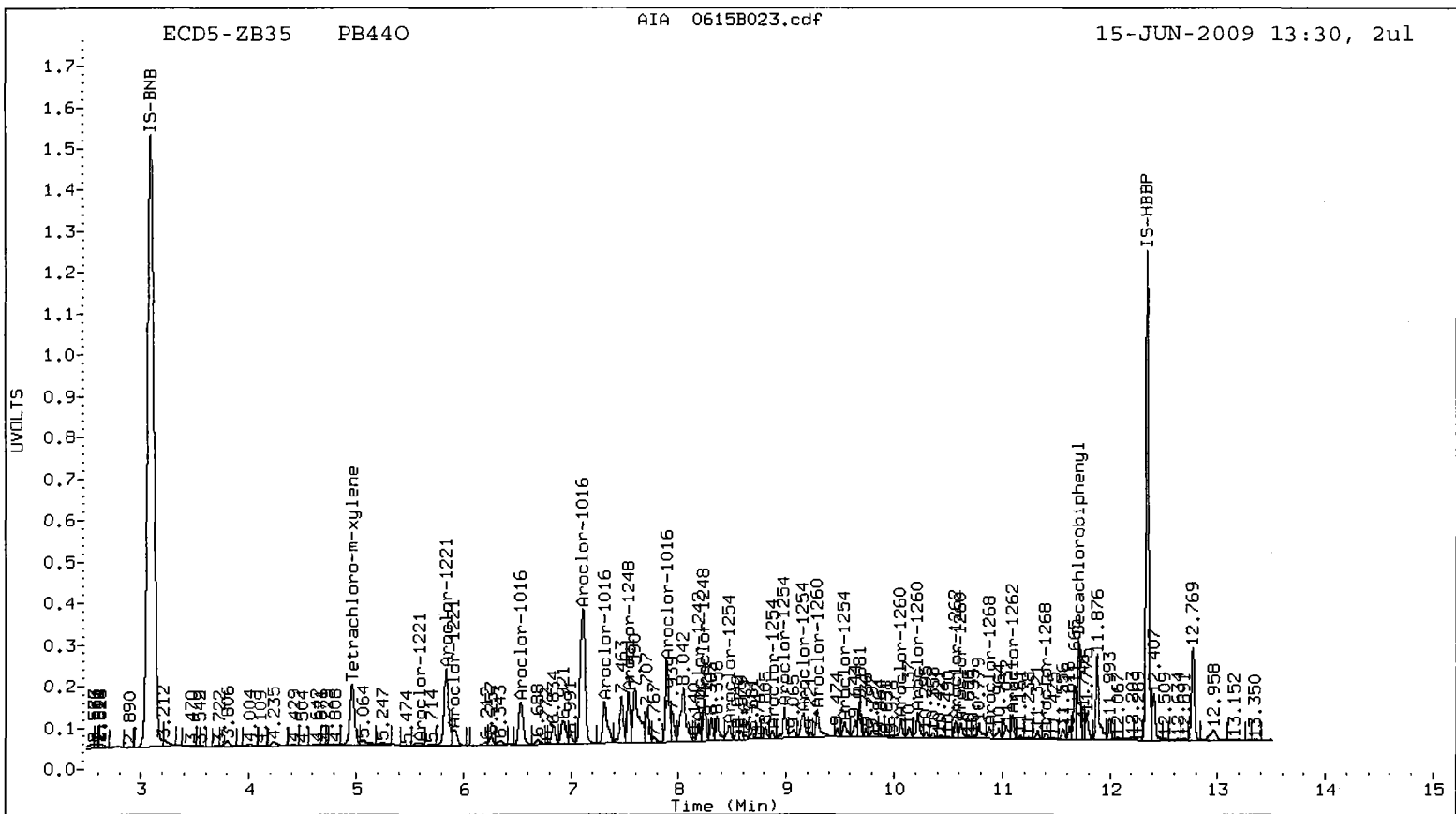
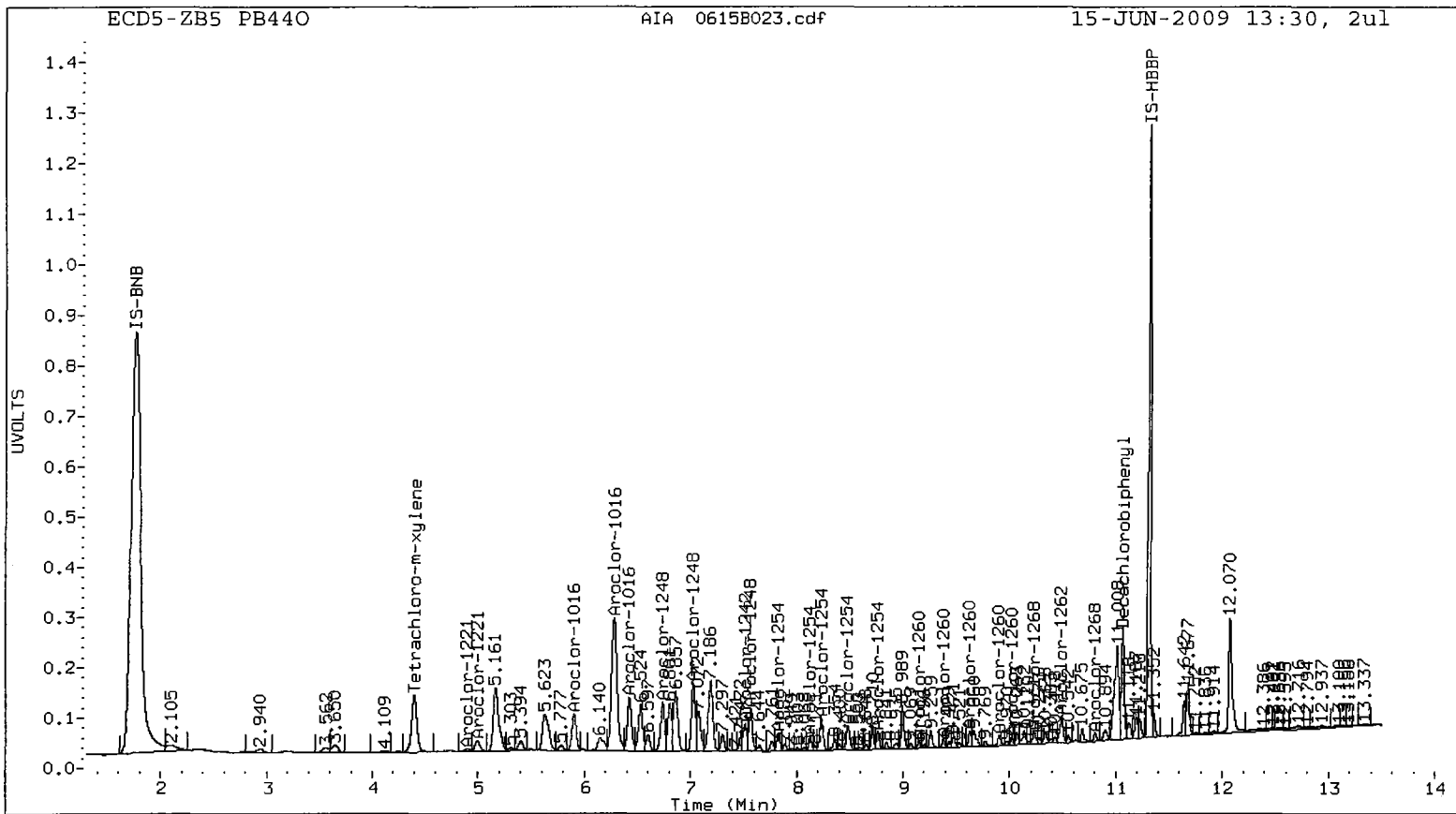
Col1 Total PCB = 0.2 ppm*

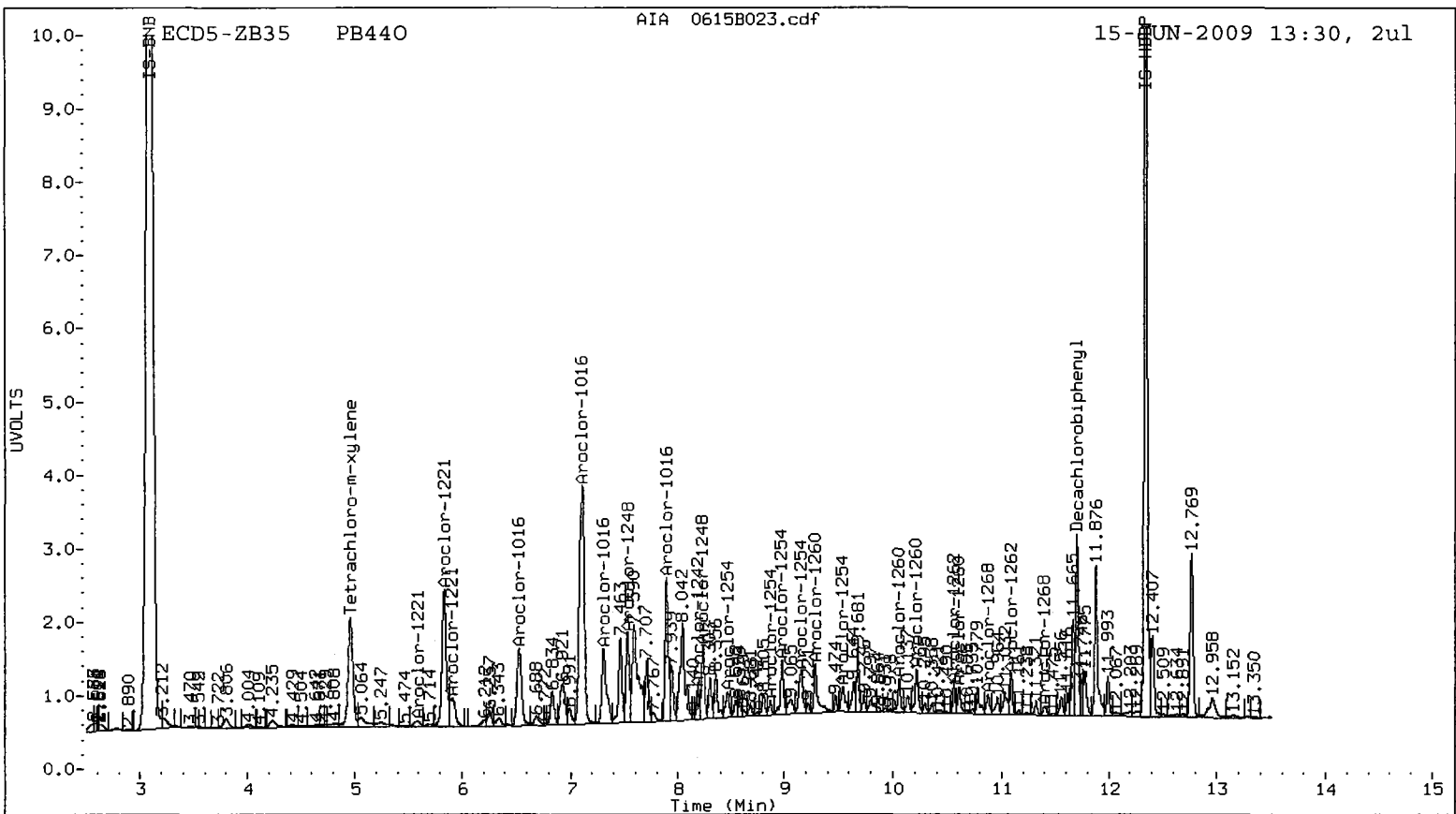
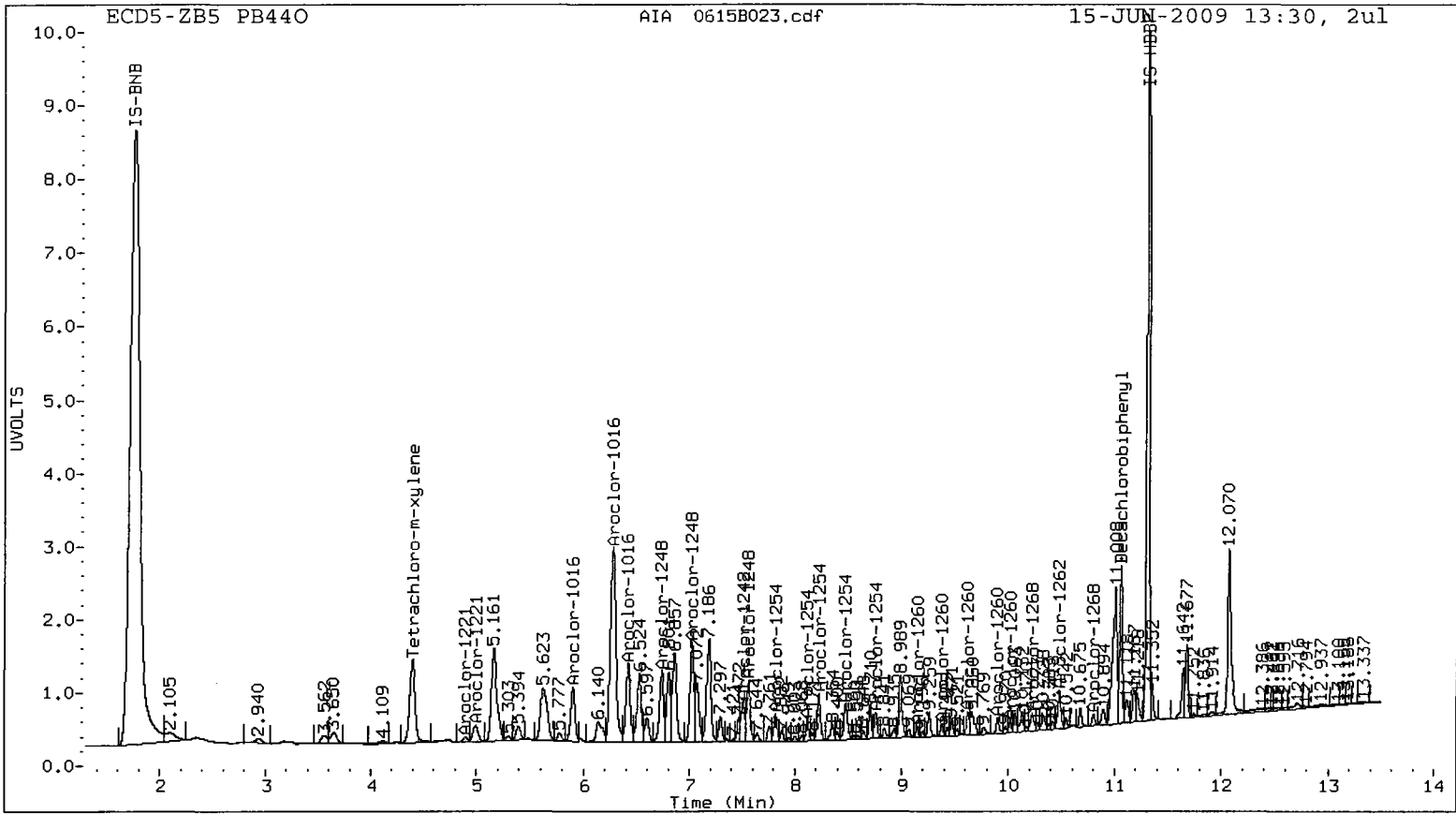
Total PCB Area Col2 (5.064 - 11.603) = 40860652

Col2 Total PCB = 0.2 ppm*

* Quantitated against AR1660 0.25ppm in Ical

PCB-Form 10 Mod.





PB44:00990

PCB Analysis
Standard Raw Data

prepared
for

ENVIROMENTAL SCIENCE CORP.

Project: JELD-WEN NORD DOOR

ARI JOB NO: PB44

prepared
by

Analytical Resources, Inc.

PB44 : 00391

6F
8082 INITIAL CALIBRATION OF AROCLOR 1016/1260

Lab Name: ANALYTICAL RESOURCES, INC

Client: ENVIRO SCI CORP

ARI Job No.: PB44

Project: JELD-WEN NORD DOOR

GC Column: ZB5

Instrument ID: ECD5

Calibration Date: 06/07/09

SURROGATES

	RT WIN	LVL1	LVL2	LVL3	LVL4	LVL5	MEAN	%RSD
TCX	4.30- 4.50	1.0923	1.0985	1.0712	1.0131	0.9610	1.0472	5.6
DCB	10.96-11.16	2.9032	2.1982	2.0692	1.9381	1.8581	2.1934	19.0

Aroclor-1016		LVL1	LVL2	LVL3	LVL4	LVL5	MEAN	%RSD
Peak	RT WIN	.02	0.1	.25	0.5	1.0		
1	5.80- 6.00	0.0268	0.0258	0.0237	0.0232	0.0215	0.0242	8.7
2	6.18- 6.38	0.0873	0.0817	0.0777	0.0736	0.0692	0.0779	9.0
3	6.32- 6.52	0.0377	0.0356	0.0331	0.0310	0.0288	0.0333	10.7
4	6.43- 6.63	0.0203	0.0231	0.0219	0.0213	0.0200	0.0213	5.9

AROCLOR AVERAGE %RSD = 8.6

Aroclor-1260		LVL1	LVL2	LVL3	LVL4	LVL5	MEAN	%RSD
Peak	RT WIN	.02	0.1	.25	0.5	1.0		
1	9.05- 9.25	0.0949	0.0890	0.0871	0.0811	0.0774	0.0859	8.0
2	9.27- 9.47	0.0871	0.0847	0.0832	0.0779	0.0745	0.0815	6.3
3	9.52- 9.72	0.2246	0.2137	0.2164	0.1978	0.1831	0.2071	8.0
4	9.80-10.00	0.1163	0.1108	0.1086	0.1025	0.0988	0.1074	6.4
5	9.92-10.12	0.0522	0.0541	0.0544	0.0516	0.0498	0.0524	3.6

AROCLOR AVERAGE %RSD = 6.5

6F
8082 INITIAL CALIBRATION OF AROCLOR 1016/1260

Lab Name: ANALYTICAL RESOURCES, INC

Client: ENVIRO SCI CORP

ARI Job No.: PB44

Project: JELD-WEN NORD DOOR

GC Column: ZB35

Instrument ID: ECD5

Calibration Date: 06/07/09

SURROGATES

	RT WIN	LVL1	LVL2	LVL3	LVL4	LVL5	MEAN	%RSD
TCX	4.87- 5.07	1.1742	1.0253	1.0206	0.9813	0.9692	1.0341	7.9
DCB	11.60-11.80	3.1032	2.2641	2.1363	2.0352	2.0057	2.3089	19.7

Aroclor-1016		LVL1	LVL2	LVL3	LVL4	LVL5	MEAN	%RSD
Peak	RT WIN	.02	0.1	.25	0.5	1.0		
1	6.43- 6.63	0.0400	0.0382	0.0364	0.0342	0.0335	0.0364	7.4
2	7.01- 7.21	0.0896	0.0777	0.0741	0.0703	0.0693	0.0762	10.8
3	7.21- 7.41	0.0367	0.0311	0.0281	0.0265	0.0262	0.0297	14.7
4	7.79- 7.99	0.0253	0.0239	0.0220	0.0212	0.0210	0.0227	8.2

AROCLOR AVERAGE %RSD = 10.3

Aroclor-1260		LVL1	LVL2	LVL3	LVL4	LVL5	MEAN	%RSD
Peak	RT WIN	.02	0.1	.25	0.5	1.0		
1	9.19- 9.39	0.1658	0.1539	0.1487	0.1421	0.1410	0.1503	6.7
2	9.96-10.16	0.1119	0.0979	0.0953	0.0912	0.0909	0.0974	8.8
3	10.12-10.32	0.2840	0.2462	0.2446	0.2374	0.2395	0.2503	7.6
4	10.52-10.72	0.1906	0.1418	0.1403	0.1357	0.1349	0.1487	15.9

AROCLOR AVERAGE %RSD = 9.8

6G
8082 INITIAL CALIBRATION OF SINGLE POINT PCBs

Lab Name: ANALYTICAL RESOURCES, INC

Client: ENVIRO SCI CORP

ARI Job No.: PB44

Project: JELD-WEN NORD DOOR

GC Column: ZB5

Instrument ID: ECD5

Calibration Date: 06/07/09

Aroclor-1221				Cal
Peak	RT	RT	WIN	Factor
1	4.732	4.63-	4.83	0.04358
2	4.895	4.79-	4.99	0.02779
3	4.990	4.89-	5.09	0.10483
Aroclor-1232				Cal
Peak	RT	RT	WIN	Factor
1	4.898	4.80-	5.00	0.03572
2	5.901	5.80-	6.00	0.01731
3	6.272	6.17-	6.37	0.05545
4	6.425	6.32-	6.52	0.02389
Aroclor-1242				Cal
Peak	RT	RT	WIN	Factor
1	5.903	5.80-	6.00	0.02354
2	6.278	6.18-	6.38	0.07503
3	6.421	6.32-	6.52	0.03269
4	7.511	7.41-	7.61	0.02582
Aroclor-1248				Cal
Peak	RT	RT	WIN	Factor
1	6.274	6.17-	6.37	0.04625
2	6.738	6.64-	6.84	0.03026
3	7.025	6.92-	7.12	0.03535
4	7.563	7.46-	7.66	0.05661

6G
8082 INITIAL CALIBRATION OF SINGLE POINT PCBs

Lab Name: ANALYTICAL RESOURCES, INC

Client: ENVIRO SCI CORP

ARI Job No.: PB44

Project: JELD-WEN NORD DOOR

GC Column: ZB5

Instrument ID: ECD5

Calibration Date: 06/07/09

Aroclor-1254			Cal
Peak	RT	RT WIN	Factor
1	7.821	7.72- 7.92	0.06251
2	8.125	8.02- 8.22	0.04029
3	8.231	8.13- 8.33	0.07640
4	8.490	8.39- 8.59	0.08020
5	8.765	8.67- 8.87	0.04829
Aroclor-1262			Cal
Peak	RT	RT WIN	Factor
1	9.374	9.27- 9.47	0.17211
2	9.619	9.52- 9.72	0.40779
3	10.021	9.92-10.12	0.17438
4	1.000	0.90- 1.10	0.18401
5	10.457	10.36-10.56	0.14926
Aroclor-1268			Cal
Peak	RT	RT WIN	Factor
1	10.021	9.92-10.12	0.33796
2	1.000	0.90- 1.10	0.31912
3	10.232	10.13-10.33	0.25541
4	10.803	10.70-10.90	0.73034

6G
8082 INITIAL CALIBRATION OF SINGLE POINT PCBs

Lab Name: ANALYTICAL RESOURCES, INC

Client: ENVIRO SCI CORP

ARI Job No.: PB44

Project: JELD-WEN NORD DOOR

GC Column: ZB35

Instrument ID: ECD5

Calibration Date: 06/07/09

Aroclor-1221			
Peak	RT	RT WIN	Cal Factor
1	5.566	5.47- 5.67	0.04655
2	5.791	5.69- 5.89	0.02772
3	5.896	5.80- 6.00	0.09163
4	7.310	7.21- 7.41	0.01450
Aroclor-1232			
Peak	RT	RT WIN	Cal Factor
1	5.896	5.80- 6.00	0.02983
2	6.535	6.44- 6.64	0.02731
3	7.114	7.01- 7.21	0.05262
4	7.310	7.21- 7.41	0.02073
Aroclor-1242			
Peak	RT	RT WIN	Cal Factor
1	6.529	6.43- 6.63	0.03464
2	7.111	7.01- 7.21	0.07113
3	7.308	7.21- 7.41	0.02714
4	8.186	8.09- 8.29	0.01235
Aroclor-1248			
Peak	RT	RT WIN	Cal Factor
1	7.104	7.00- 7.20	0.04461
2	7.531	7.43- 7.63	0.02567
3	7.892	7.79- 7.99	0.03350
4	8.239	8.14- 8.34	0.04353

6G
8082 INITIAL CALIBRATION OF SINGLE POINT PCBs

Lab Name: ANALYTICAL RESOURCES, INC

Client: ENVIRO SCI CORP

ARI Job No.: PB44

Project: JELD-WEN NORD DOOR

GC Column: ZB35

Instrument ID: ECD5

Calibration Date: 06/07/09

Aroclor-1254			
Peak	RT	RT WIN	Cal Factor
1	8.469	8.37- 8.57	0.04620
2	8.870	8.77- 8.97	0.03034
3	8.981	8.88- 9.08	0.06082
4	9.141	9.04- 9.24	0.07050
5	9.532	9.43- 9.63	0.04136
Aroclor-1262			
Peak	RT	RT WIN	Cal Factor
1	10.058	9.96-10.16	0.20250
2	10.218	10.12-10.32	0.48427
3	10.571	10.47-10.67	0.20269
4	10.619	10.52-10.72	0.29500
5	11.083	10.98-11.18	0.16325
Aroclor-1268			
Peak	RT	RT WIN	Cal Factor
1	10.572	10.47-10.67	0.37153
2	10.618	10.52-10.72	0.34063
3	10.888	10.79-10.99	0.26386
4	11.416	11.32-11.52	0.77014

Analytical Resources, Inc.

INITIAL CALIBRATION DATA

Start Cal Date : 07-JUN-2009 08:39
 End Cal Date : 07-JUN-2009 11:48
 Quant Method : ISTD
 Origin : Disabled
 Target Version : 3.50
 Integrator : HP Genie
 Method file : /chem2/ecd5.i/20090606.B/PCB1.m
 Cal Date : 08-Jun-2009 11:22 j rains
 Curve Type : Average

Calibration File Names:

Level 1: /chem2/ecd5.i/20090606.B/ical-1.b/0606B068.d
 Level 2: /chem2/ecd5.i/20090606.B/ical-1.b/0606B070.d
 Level 3: /chem2/ecd5.i/20090606.B/ical-1.b/0606B067.d
 Level 4: /chem2/ecd5.i/20090606.B/ical-1.b/0606B071.d
 Level 5: /chem2/ecd5.i/20090606.B/ical-1.b/0606B069.d
 Level 6: /chem2/ecd5.i/20090606.B/ddts-1.b/0606B078.d
 Level 7: /chem2/ecd5.i/20090606.B/ical-1.b/0606B077.d

Compound	20.000	100.000	250.000	500.000	1000.000	0.000e+00	RRF	% RSD
	Level 1	Level 2	Level 3	Level 4	Level 5	Level 6		
	250.000							
	Level 7							
2 Aroclor-1221(1)	+++++	+++++	+++++	+++++	+++++	+++++		
	0.04358						0.04358	0.000
(2)	+++++	+++++	+++++	+++++	+++++	+++++		
	0.02779						0.02779	0.000
(3)	+++++	+++++	+++++	+++++	+++++	+++++		
	0.10483						0.10483	0.000
3 Aroclor-1242(1)	+++++	+++++	+++++	+++++	+++++	+++++		
	0.02354						0.02354	0.000
(2)	+++++	+++++	+++++	+++++	+++++	+++++		
	0.07503						0.07503	0.000
(3)	+++++	+++++	+++++	+++++	+++++	+++++		
	0.03269						0.03269	0.000

Analytical Resources, Inc.

INITIAL CALIBRATION DATA

Start Cal Date : 07-JUN-2009 08:39
 End Cal Date : 07-JUN-2009 11:48
 Quant Method : ISTD
 Origin : Disabled
 Target Version : 3.50
 Integrator : HP Genie
 Method file : /chem2/ecd5.i/20090606.B/PCB1.m
 Cal Date : 08-Jun-2009 11:22 j rains
 Curve Type : Average

Compound	20.000	100.000	250.000	500.000	1000.000	0.000e+00	RRF	% RSD
	Level 1	Level 2	Level 3	Level 4	Level 5	Level 6		
	250.000							
	Level 7							
(4)	+++++	+++++	+++++	+++++	+++++	+++++		
	0.02582						0.02582	0.000
4 Aroclor-1232(1)	+++++	+++++	+++++	+++++	+++++	+++++		
	0.03572						0.03572	0.000
(2)	+++++	+++++	+++++	+++++	+++++	+++++		
	0.01731						0.01731	0.000
(3)	+++++	+++++	+++++	+++++	+++++	+++++		
	0.05545						0.05545	0.000
(4)	+++++	+++++	+++++	+++++	+++++	+++++		
	0.02389						0.02389	0.000
7 Aroclor-1016(1)	0.02677	0.02583	0.02371	0.02318	0.02150	+++++	0.02420	8.729
	+++++							
(2)	0.08733	0.08168	0.07767	0.07358	0.06923	+++++		
	+++++						0.07790	9.011
(3)	0.03775	0.03561	0.03314	0.03104	0.02882	+++++		
	+++++						0.03327	10.666
(4)	0.02034	0.02306	0.02192	0.02127	0.01995	+++++		
	+++++						0.02131	5.863

Analytical Resources, Inc.

INITIAL CALIBRATION DATA

Start Cal Date : 07-JUN-2009 08:39
 End Cal Date : 07-JUN-2009 11:48
 Quant Method : ISTD
 Origin : Disabled
 Target Version : 3.50
 Integrator : HP Genie
 Method file : /chem2/ecd5.i/20090606.B/PCB1.m
 Cal Date : 08-Jun-2009 11:22 jrains
 Curve Type : Average

Compound	20.000	100.000	250.000	500.000	1000.000	0.000e+00	RRF	% RSD
	Level 1	Level 2	Level 3	Level 4	Level 5	Level 6		
	250.000							
	Level 7							
6 Aroclor-1248(1)	+++++	+++++	+++++	+++++	+++++	+++++	0.04625	0.000
	0.04625							
(2)	+++++	+++++	+++++	+++++	+++++	+++++	0.03026	0.000
	0.03026							
(3)	+++++	+++++	+++++	+++++	+++++	+++++	0.03535	0.000
	0.03535							
(4)	+++++	+++++	+++++	+++++	+++++	+++++	0.05661	0.000
	0.05661							
8 Aroclor-1254(1)	+++++	+++++	+++++	+++++	+++++	+++++	0.06251	0.000
	0.06251							
(2)	+++++	+++++	+++++	+++++	+++++	+++++	0.04029	0.000
	0.04029							
(3)	+++++	+++++	+++++	+++++	+++++	+++++	0.07640	0.000
	0.07640							
(4)	+++++	+++++	+++++	+++++	+++++	+++++	0.08020	0.000
	0.08020							
(5)	+++++	+++++	+++++	+++++	+++++	+++++	0.04829	0.000
	0.04829							

Analytical Resources, Inc.

INITIAL CALIBRATION DATA

Start Cal Date : 07-JUN-2009 08:39
 End Cal Date : 07-JUN-2009 11:48
 Quant Method : ISTD
 Origin : Disabled
 Target Version : 3.50
 Integrator : HP Genie
 Method file : /chem2/ecd5.i/20090606.B/PCB1.m
 Cal Date : 08-Jun-2009 11:22 j rains
 Curve Type : Average

Compound	20.000 Level 1	100.000 Level 2	250.000 Level 3	500.000 Level 4	1000.000 Level 5	0.000e+00 Level 6	RRF	% RSD
9 Aroclor-1260(1)	0.09495 +++++	0.08896	0.08714	0.08107	0.07736	+++++	0.08590	8.001
(2)	0.08708 +++++	0.08474	0.08317	0.07794	0.07450	+++++	0.08149	6.320
(3)	0.22464 +++++	0.21368	0.21640	0.19783	0.18308	+++++	0.20713	8.008
(4)	0.11635 +++++	0.11082	0.10857	0.10255	0.09884	+++++	0.10742	6.414
(5)	0.05216 +++++	0.05408	0.05438	0.05165	0.04981	+++++	0.05241	3.577
10 Aroclor-1262(1)	+++++ 0.17211	+++++	+++++	+++++	+++++	+++++	0.17211	0.000
(2)	+++++ 0.40779	+++++	+++++	+++++	+++++	+++++	0.40779	0.000
(3)	+++++ 0.17438	+++++	+++++	+++++	+++++	+++++	0.17438	0.000
(4)	+++++ 0.18401	+++++	+++++	+++++	+++++	+++++	0.18401	0.000

Analytical Resources, Inc.

INITIAL CALIBRATION DATA

Start Cal Date : 07-JUN-2009 08:39
 End Cal Date : 07-JUN-2009 11:48
 Quant Method : ISTD
 Origin : Disabled
 Target Version : 3.50
 Integrator : HP Genie
 Method file : /chem2/ecd5.i/20090606.B/PCB1.m
 Cal Date : 08-Jun-2009 11:22 j rains
 Curve Type : Average

Compound	20.000 Level 1	100.000 Level 2	250.000 Level 3	500.000 Level 4	1000.000 Level 5	0.000e+00 Level 6	RRF	% RSD
(5)	+++++ 0.14926	+++++	+++++	+++++	+++++	+++++	0.14926	0.000
11 Aroclor-1268(1)	+++++ 0.33796	+++++	+++++	+++++	+++++	+++++	0.33796	0.000
(2)	+++++ 0.31912	+++++	+++++	+++++	+++++	+++++	0.31912	0.000
(3)	+++++ 0.25541	+++++	+++++	+++++	+++++	+++++	0.25541	0.000
(4)	+++++ 0.73034	+++++	+++++	+++++	+++++	+++++	0.73034	0.000
42 2,4-DDE	+++++ +++++	+++++	+++++	+++++	+++++	648	648	0.000
43 2,4-DDD	+++++ +++++	+++++	+++++	+++++	+++++	602	602	0.000
44 2,4-DDT	+++++ +++++	+++++	+++++	+++++	+++++	723	723	0.000
46 4,4-DDE	+++++ +++++	+++++	+++++	+++++	+++++	933	933	0.000

Analytical Resources, Inc.

INITIAL CALIBRATION DATA

Start Cal Date : 07-JUN-2009 08:39
 End Cal Date : 07-JUN-2009 11:48
 Quant Method : ISTD
 Origin : Disabled
 Target Version : 3.50
 Integrator : HP Genie
 Method file : /chem2/ecd5.i/20090606.B/PCB1.m
 Cal Date : 08-Jun-2009 11:22 j rains
 Curve Type : Average

Compound	20.000	100.000	250.000	500.000	1000.000	0.000e+00	RRF	% RSD
	Level 1	Level 2	Level 3	Level 4	Level 5	Level 6		
	250.000							
	Level 7							
47 4,4-DDD	+++++	+++++	+++++	+++++	+++++	742	742	0.000
48 4,4-DDT	+++++	+++++	+++++	+++++	+++++	801	801	0.000
\$ 1 Tetrachloro-m-xylene	1.09231	1.09849	1.07124	1.01315	0.96103	+++++	1.04724	5.614
\$ 13 Decachlorobiphenyl	2.90317	2.19816	2.06924	1.93812	1.85809	+++++	2.19335	19.029

Analytical Resources, Inc.

INITIAL CALIBRATION DATA

Start Cal Date : 07-JUN-2009 08:39
 End Cal Date : 07-JUN-2009 11:48
 Quant Method : ISTD
 Origin : Disabled
 Target Version : 3.50
 Integrator : HP Genie
 Method file : /chem2/ecd5.i/20090606.B/PCB2.m
 Cal Date : 08-Jun-2009 06:38 jrains
 Curve Type : Average

Calibration File Names:

Level 1: /chem2/ecd5.i/20090606.B/ical-2.b/0606B068.d
 Level 2: /chem2/ecd5.i/20090606.B/ical-2.b/0606B070.d
 Level 3: /chem2/ecd5.i/20090606.B/ical-2.b/0606B067.d
 Level 4: /chem2/ecd5.i/20090606.B/ical-2.b/0606B071.d
 Level 5: /chem2/ecd5.i/20090606.B/ical-2.b/0606B069.d
 Level 6: /chem2/ecd5.i/20090606.B/ddts-2.b/0606B078.d
 Level 7: /chem2/ecd5.i/20090606.B/ical-2.b/0606B077.d

Compound	20.000	100.000	250.000	500.000	1000.000	0.000e+00	RRF	% RSD
	Level 1	Level 2	Level 3	Level 4	Level 5	Level 6		
	250.000							
	Level 7							
-----	-----	-----	-----	-----	-----	-----	-----	-----
1 Aroclor-1221(1)	+++++	+++++	+++++	+++++	+++++	+++++		
	0.04655						0.04655	0.000
(2)	+++++	+++++	+++++	+++++	+++++	+++++		
	0.02772						0.02772	0.000
(3)	+++++	+++++	+++++	+++++	+++++	+++++		
	0.09163						0.09163	0.000
(4)	+++++	+++++	+++++	+++++	+++++	+++++		
	0.01450						0.01450	0.000
4 Aroclor-1232(1)	+++++	+++++	+++++	+++++	+++++	+++++		
	0.02983						0.02983	0.000
(2)	+++++	+++++	+++++	+++++	+++++	+++++		
	0.02731						0.02731	0.000
-----	-----	-----	-----	-----	-----	-----	-----	-----

Analytical Resources, Inc.

INITIAL CALIBRATION DATA

Start Cal Date : 07-JUN-2009 08:39
 End Cal Date : 07-JUN-2009 11:48
 Quant Method : ISTD
 Origin : Disabled
 Target Version : 3.50
 Integrator : HP Genie
 Method file : /chem2/ecd5.i/20090606.B/PCB2.m
 Cal Date : 08-Jun-2009 06:38 jrains
 Curve Type : Average

Compound	20.000	100.000	250.000	500.000	1000.000	0.000e+00	RRF	% RSD
	Level 1	Level 2	Level 3	Level 4	Level 5	Level 6		
	250.000							
	Level 7							
(3)	+++++	+++++	+++++	+++++	+++++	+++++		
	0.05262						0.05262	0.000
(4)	+++++	+++++	+++++	+++++	+++++	+++++		
	0.02073						0.02073	0.000
3 Aroclor-1242(1)	+++++	+++++	+++++	+++++	+++++	+++++		
	0.03464						0.03464	0.000
(2)	+++++	+++++	+++++	+++++	+++++	+++++		
	0.07113						0.07113	0.000
(3)	+++++	+++++	+++++	+++++	+++++	+++++		
	0.02714						0.02714	0.000
(4)	+++++	+++++	+++++	+++++	+++++	+++++		
	0.01235						0.01235	0.000
6 Aroclor-1248(1)	+++++	+++++	+++++	+++++	+++++	+++++		
	0.04461						0.04461	0.000
(2)	+++++	+++++	+++++	+++++	+++++	+++++		
	0.02567						0.02567	0.000
(3)	+++++	+++++	+++++	+++++	+++++	+++++		
	0.03350						0.03350	0.000

Analytical Resources, Inc.

INITIAL CALIBRATION DATA

Start Cal Date : 07-JUN-2009 08:39
 End Cal Date : 07-JUN-2009 11:48
 Quant Method : ISTD
 Origin : Disabled
 Target Version : 3.50
 Integrator : HP Genie
 Method file : /chem2/ecd5.i/20090606.B/PCB2.m
 Cal Date : 08-Jun-2009 06:38 j rains
 Curve Type : Average

Compound	20.000	100.000	250.000	500.000	1000.000	0.000e+00	RRF	% RSD
	Level 1	Level 2	Level 3	Level 4	Level 5	Level 6		
	250.000							
	Level 7							
(4)	++++ 0.04353	++++	++++	++++	++++	++++	0.04353	0.000
7 Aroclor-1016(1)	0.03998 ++++	0.03819	0.03636	0.03417	0.03355	++++	0.03645	7.407
(2)	0.08964 ++++	0.07766	0.07408	0.07029	0.06930	++++	0.07620	10.781
(3)	0.03670 ++++	0.03114	0.02812	0.02647	0.02622	++++	0.02973	14.667
(4)	0.02531 ++++	0.02388	0.02202	0.02122	0.02101	++++	0.02269	8.162
8 Aroclor-1254(1)	++++ 0.04620	++++	++++	++++	++++	++++	0.04620	0.000
(2)	++++ 0.03034	++++	++++	++++	++++	++++	0.03034	0.000
(3)	++++ 0.06082	++++	++++	++++	++++	++++	0.06082	0.000
(4)	++++ 0.07050	++++	++++	++++	++++	++++	0.07050	0.000

Analytical Resources, Inc.

INITIAL CALIBRATION DATA

Start Cal Date : 07-JUN-2009 08:39
 End Cal Date : 07-JUN-2009 11:48
 Quant Method : ISTD
 Origin : Disabled
 Target Version : 3.50
 Integrator : HP Genie
 Method file : /chem2/ecd5.i/20090606.B/PCB2.m
 Cal Date : 08-Jun-2009 06:38 jrains
 Curve Type : Average

Compound	20.000	100.000	250.000	500.000	1000.000	0.000e+00	RRF	% RSD
	Level 1	Level 2	Level 3	Level 4	Level 5	Level 6		
	250.000							
	Level 7							
(5)	++++ 0.04136	++++	++++	++++	++++	++++	0.04136	0.000
10 Aroclor-1262(1)	++++ 0.20250	++++	++++	++++	++++	++++	0.20250	0.000
(2)	++++ 0.48427	++++	++++	++++	++++	++++	0.48427	0.000
(3)	++++ 0.20269	++++	++++	++++	++++	++++	0.20269	0.000
(4)	++++ 0.29500	++++	++++	++++	++++	++++	0.29500	0.000
(5)	++++ 0.16325	++++	++++	++++	++++	++++	0.16325	0.000
9 Aroclor-1260(1)	0.16581 ++++	0.15390	0.14866	0.14211	0.14104	++++	0.15030	6.730
(2)	0.11194 ++++	0.09787	0.09534	0.09117	0.09090	++++	0.09744	8.842
(3)	0.28398 ++++	0.24617	0.24464	0.23741	0.23952	++++	0.25034	7.647

Analytical Resources, Inc.

INITIAL CALIBRATION DATA

Start Cal Date : 07-JUN-2009 08:39
 End Cal Date : 07-JUN-2009 11:48
 Quant Method : ISTD
 Origin : Disabled
 Target Version : 3.50
 Integrator : HP Genie
 Method file : /chem2/ecd5.i/20090606.B/PCB2.m
 Cal Date : 08-Jun-2009 06:38 jrains
 Curve Type : Average

Compound	20.000	100.000	250.000	500.000	1000.000	0.000e+00	RRF	% RSD
	Level 1	Level 2	Level 3	Level 4	Level 5	Level 6		
	250.000							
	Level 7							
(4)	0.19065 ++++	0.14177	0.14035	0.13574	0.13491	++++	0.14868	15.901
11 Aroclor-1268(1)	++++ 0.37153	++++	++++	++++	++++	++++	0.37153	0.000
(2)	++++ 0.34063	++++	++++	++++	++++	++++	0.34063	0.000
(3)	++++ 0.26386	++++	++++	++++	++++	++++	0.26386	0.000
(4)	++++ 0.77014	++++	++++	++++	++++	++++	0.77014	0.000
41 2,4-DDE	++++ ++++	++++	++++	++++	++++	587	587	0.000
42 2,4-DDD	++++ ++++	++++	++++	++++	++++	832	832	0.000
44 4,4-DDE	++++ ++++	++++	++++	++++	++++	484	484	0.000
45 4,4-DDD/2,4-DDT	++++ ++++	++++	++++	++++	++++	622	622	0.000

Analytical Resources, Inc.

INITIAL CALIBRATION DATA

Start Cal Date : 07-JUN-2009 08:39
 End Cal Date : 07-JUN-2009 11:48
 Quant Method : ISTD
 Origin : Disabled
 Target Version : 3.50
 Integrator : HP Genie
 Method file : /chem2/ecd5.i/20090606.B/PCB2.m
 Cal Date : 08-Jun-2009 06:38 jrains
 Curve Type : Average

Compound	20.000	100.000	250.000	500.000	1000.000	0.000e+00	RRF	% RSD
	Level 1	Level 2	Level 3	Level 4	Level 5	Level 6		
	250.000							
	Level 7							
46 4,4-DDT	+++++	+++++	+++++	+++++	+++++	689	689	0.000
\$ 2 Tetrachloro-m-xylene	1.17415	1.02527	1.02059	0.98128	0.96924	+++++	1.03411	7.926
\$ 13 Decachlorobiphenyl	3.10316	2.26410	2.13628	2.03518	2.00568	+++++	2.30888	19.723

Analytical Resources Inc.
8082 DDT SCREEN REPORT

Data file 1: 20090606.B/ddts-1.b/0606B078.d

ARI ID: 0.1 PPM DDTS

ZB5 Col			ZB35 Col			ZB5	ZB35	RPD	Compound/Flag
RT	Shift	Response	RT	Shift	Response	on col	on col		
7.790	0.000	24461466	8.546	0.000	24861903	0.100	0.100	0.0	2,4-DDE
8.226	0.000	22720657	8.810	0.000	35268162	0.100	0.100	0.0	2,4-DDD
8.610	0.000	27309743	3.102	0.002	33904254	0.100	----	---	2,4-DDT
8.125	0.000	35244215	9.040	0.000	20494995	0.100	0.100	0.0	4,4-DDE
8.560	0.000	28008067	9.356	0.000	52734869	0.100	0.200	---	4,4-DDD
8.936	0.000	30263552	9.661	0.000	29188643	0.100	0.100	0.0	4,4-DDT

7E
8082 DDT BREAKDOWN VERIFICATION SUMMARY

Lab ID: DDT BD

Analysis Date: 07-JUN-2009 12:05 Init. Calib. Date: 07-JUN-2009

GC Column: ZB5 ID: 0.53 (mm)

COMPOUND	RT	AREA
4,4-DDE	8.130	265317
4,4-DDD	8.572	613259
4,4-DDT	8.936	30638873

Col 1: 4,4-DDT Percent Breakdown = 2.8 %

GC Column: ZB35 ID: 0.53 (mm)

COMPOUND	RT	AREA
4,4-DDE	9.042	92209
4,4-DDD/2,4-DDT	9.355	592048
4,4-DDT	9.661	29398976

Col 2: 4,4-DDT Percent Breakdown = 2.3 %

Analytical Resources Inc.
Dual Column PCB Quantitation Report

Data file 1: 20090606.B/ical-1.b/0606B066.d
Data file 2: 20090606.B/ical-2.b/0606B066.d
Method: /chem2/ecd5.i/20090606.B/PCB1.m
Compound Sublist: PCB
Instrument, Inj. Vol.: ecd5.i, 2ul
Quant Method: Internal Std

ARI ID: IB
Client ID:
Injection Date: 07-JUN-2009 08:22
Report Date: 06/08/2009 11:31
Matrix: SOIL
Dilution Factor: 1.000

RT	ZB5 Col Shift Response	RT	ZB35 Col Shift Response	ZB5 on col	ZB35 on col	RPD	Compound/Flag
4.393	-0.001 15337565	4.966	-0.001 17232867	39.2	40.2	2.4	Tetrachloro-m-xylene
11.060	-0.001 13041695	11.708	0.000 11807505	36.9	36.3	1.6	Decachlorobiphenyl

- * Indicates RPD > 40%
- ! Indicates Column 1 peak was manually integrated
- ∇ Indicates Column 2 peak was manually integrated

SURROGATE PERCENT RECOVERY

SURROGATE	Col1	Col2
Tetrachloro-m-xylene	98.0	100.4
Decachlorobiphenyl	92.2	90.7

PK 06/08/09

INTERNAL STANDARD SUMMARY

Standard Cpnd	Column 1		%D
	Standard Area*	Sample Area	
Bromo-Nitrobenzene	30034732	29887365	-0.5
Hexabromobiphenyl	12924817	12901852	-0.2

Standard Cpnd	Column 2		%D
	Standard Area*	Sample Area	
Bromo-Nitrobenzene	33277512	33185708	-0.3
Hexabromobiphenyl	11348053	11275214	-0.6

- * Standard Areas taken from Initial Cal Level 3
Initial Calibration Date: 07-JUN-2009
- <- Indicates standard response outside Limits (-50 to +100%)

ZB5 Col					ZB35 Col					
Aroclor	Peak#	RT	Shift	Area	Amount	Peak#	RT	Shift	Area	Amount
Aroclor-1016	1	---			0.0	1	6.465	-0.068	14442	1.0
Aroclor-1016	2	---			0.0	2	7.134	0.022	44850	1.4
Aroclor-1016	3	---			0.0	3	7.290	-0.020	49770	4.0
Aroclor-1016	4	---			0.0	4	7.933	0.038	23221	2.5
CollAve: <3 Quant Peaks						Col2Ave: 2.2				

Aroclor-1221	1	4.610	-0.123	14815	0.9	1	5.610	0.044	233748	12.1
Aroclor-1221	2	4.892	-0.003	176680	17.0	2	5.813	0.021	47969	4.2
Aroclor-1221	3	---			0.0	3	5.936	0.040	82335	2.2
Aroclor-1221	NS	---			----	4	7.290	-0.021	49770	8.3
CollAve: <3 Quant Peaks						Col2Ave: 6.7				

Aroclor-1232	1	---			0.0	1	5.936	0.041	82335	6.7
Aroclor-1232	2	---			0.0	2	6.465	-0.070	14442	1.3
Aroclor-1232	3	---			0.0	3	7.134	0.020	44850	2.1
Aroclor-1232	4	---			0.0	4	7.290	-0.020	49770	5.8
CollAve: <3 Quant Peaks						Col2Ave: 3.9				

Aroclor-1242	1	---			0.0	1	6.465	-0.069	14442	1.0
Aroclor-1242	2	---			0.0	2	7.134	0.021	44850	1.5
Aroclor-1242	3	---			0.0	3	7.290	-0.020	49770	4.4
Aroclor-1242	4	---			0.0	4	8.125	-0.063	67906	13.3
CollAve: <3 Quant Peaks						Col2Ave: 5.0				

Aroclor-1248	1	---			0.0	1	7.134	0.026	44850	2.4
Aroclor-1248	2	---			0.0	2	7.557	0.022	53009	5.0
Aroclor-1248	3	---			0.0	3	7.933	0.038	23221	1.7
Aroclor-1248	4	---			0.0	4	8.125	-0.117	67906	3.8
CollAve: <3 Quant Peaks						Col2Ave: 3.2				

Aroclor-1254	1	---			0.0	1	8.526	0.054	79756	4.2
Aroclor-1254	2	---			0.0	2	8.871	-0.002	33010	2.6
Aroclor-1254	3	8.243	0.013	78940	2.8	3	8.975	-0.009	56744	2.2
Aroclor-1254	4	8.389	-0.103	58899	2.0	4	9.160	0.016	30781	1.1
Aroclor-1254	5	---			0.0	5	9.493	-0.042	59307	3.5
CollAve: <3 Quant Peaks						Col2Ave: 2.7				

Aroclor-1260	1	9.184	0.037	76632	5.5	1	9.257	-0.033	23195	1.1	
Aroclor-1260	2	---			0.0	2	10.070	0.010	10313	0.8	
Aroclor-1260	3	9.617	-0.002	116889	3.5	3	10.206	-0.012	22407	0.6	
Aroclor-1260	4	9.873	-0.025	129756	7.5	4	10.623	0.004	16843	0.8	
Aroclor-1260	5	---			0.0	NS	---			----	
Total CollAve (3 peaks):				5.5	Total Col2Ave (4 peaks):				0.8	RPD = 148*	
Corrected Ave: < 3 Peaks					Corrected Ave (3 peaks):				0.7		

Aroclor-1262	1	---			0.0	1	10.070	0.011	10313	0.4	
Aroclor-1262	2	9.617	-0.002	116889	1.8	2	10.206	-0.012	22407	0.3	
Aroclor-1262	3	9.873	-0.096	129756	4.6	3	10.623	0.052	16843	0.6	
Aroclor-1262	4	---			0.0	4	---			0.0	
Aroclor-1262	5	10.422	-0.033	32514	1.4	5	11.035	-0.048	437828	19.0	
Total CollAve (3 peaks):				2.6	Total Col2Ave (4 peaks):				5.1	RPD = 65*	
Corrected Ave: < 3 Peaks					Corrected Ave (3 peaks):				0.4		

Aroclor-1268	1	9.873	-0.097	129756	2.4	1	10.623	0.052	16843	0.3	
Aroclor-1268	2	---			0.0	2	---			0.0	
Aroclor-1268	3	10.233	-0.047	175029	4.2	3	10.879	-0.009	18845	0.5	
Aroclor-1268	4	10.804	0.012	1155506	9.8	4	11.418	0.002	15641	0.1	
Total CollAve (3 peaks):				5.5	Total Col2Ave (3 peaks):				0.3	RPD = 178*	
Corrected Ave: < 3 Peaks					Corrected Ave: < 3 Peaks						

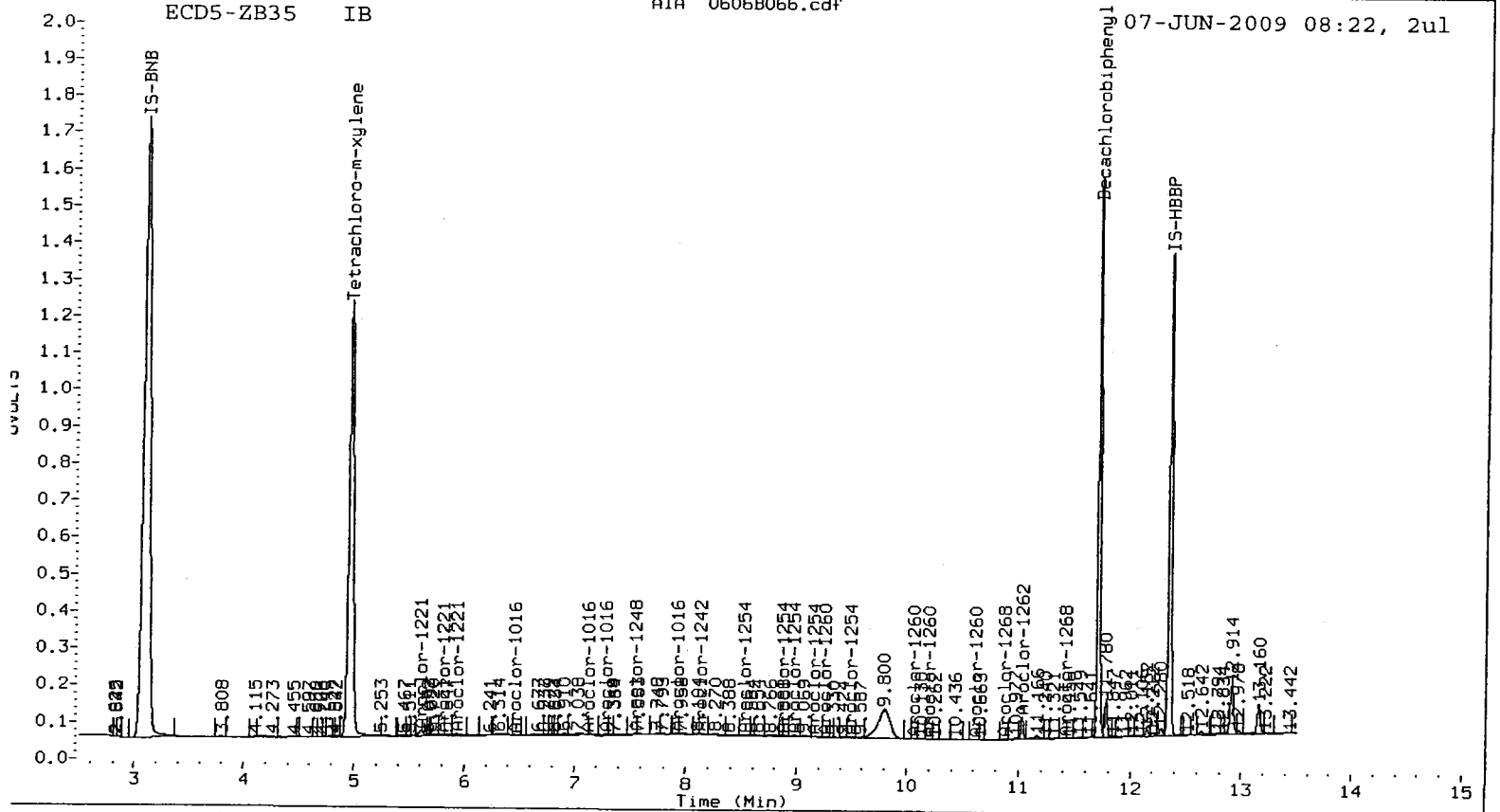
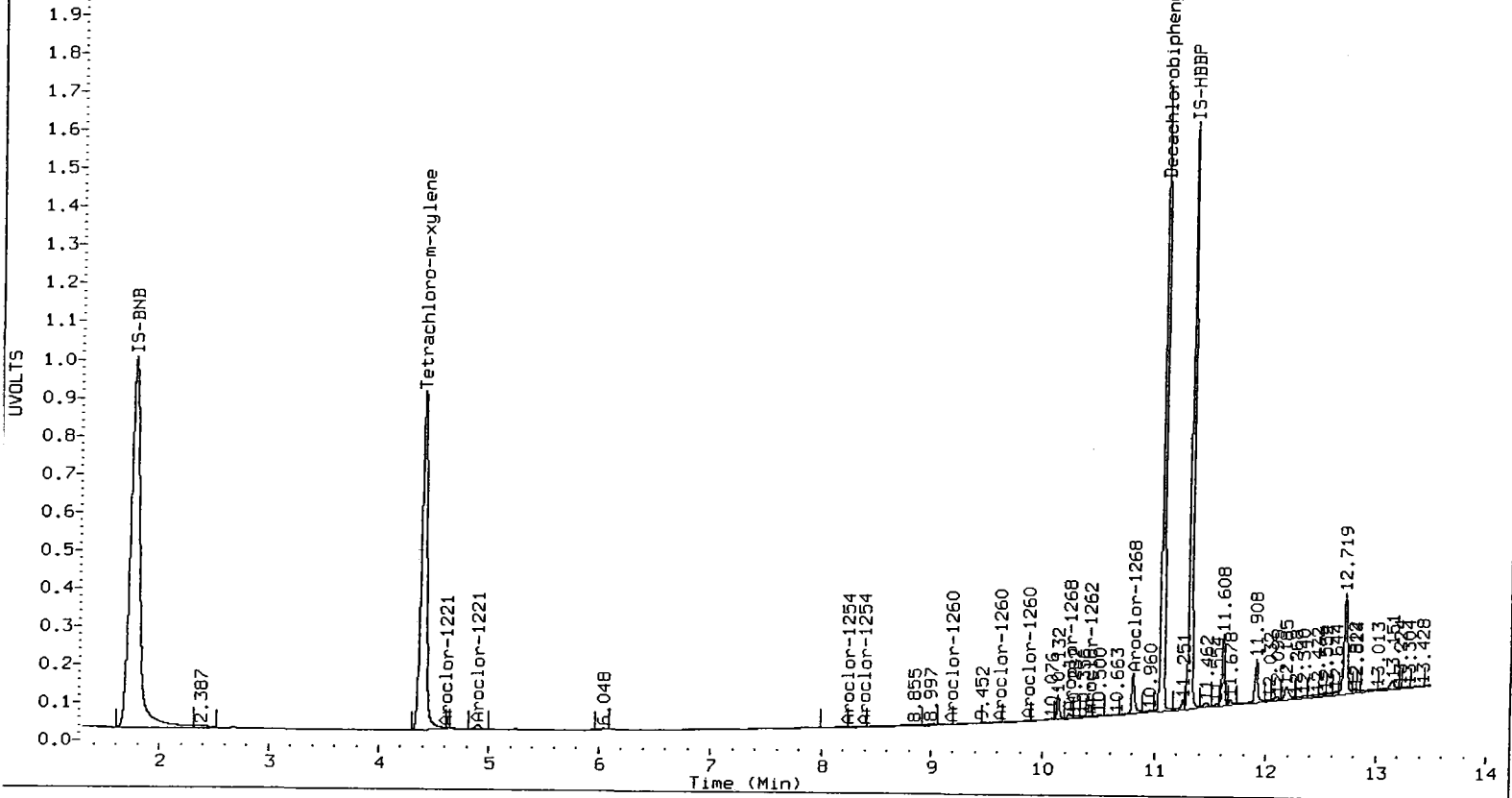
Total PCB Area Coll (4.494 - 10.960) = 3642830 Coll Total PCB = 0.0 ppm*

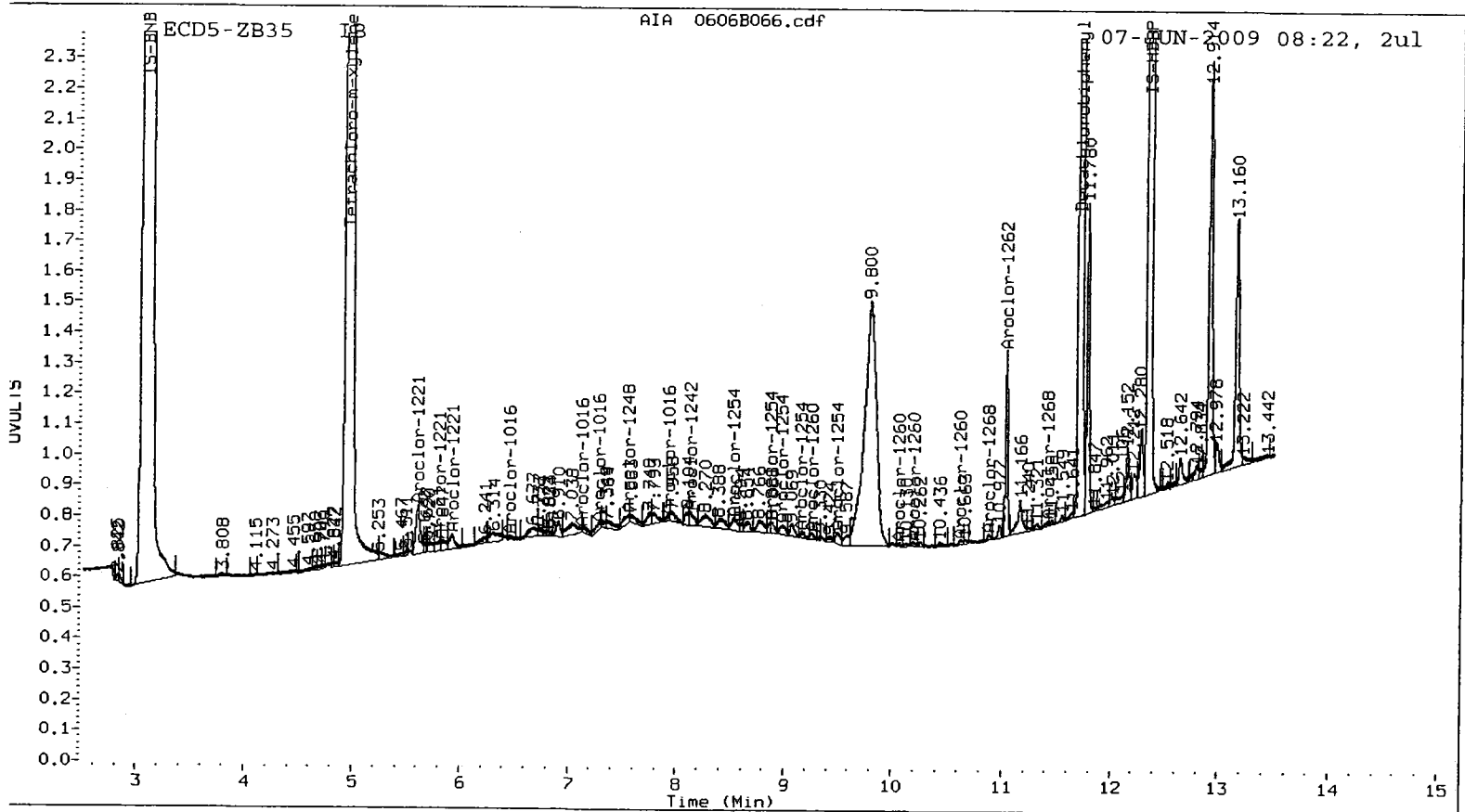
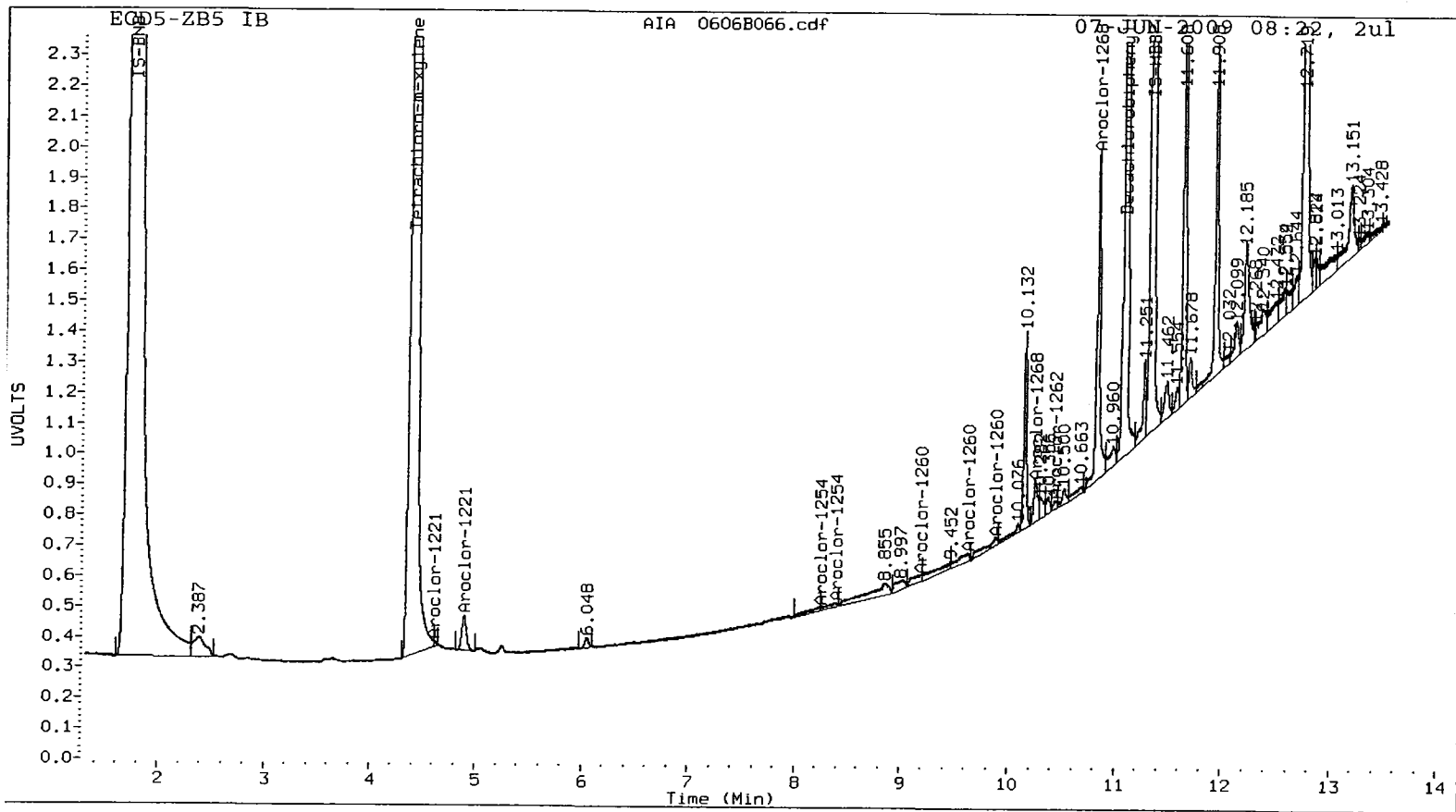
Total PCB Area Col2 (5.067 - 11.608) = 6423620 Col2 Total PCB = 0.0 ppm*

* Quantitated against AR1660 0.25ppm in Ical

PCB-Form 10 Mod.

PB44:01014





Analytical Resources Inc.
Dual Column PCB Quantitation Report

Data file 1: 20090606.B/ical-1.b/0606B067.d
Data file 2: 20090606.B/ical-2.b/0606B067.d
Method: /chem2/ecd5.i/20090606.B/PCB1.m
Compound Sublist: AR1660
Instrument, Inj. Vol.: ecd5.i, 2ul
Quant Method: Internal Std

ARI ID: 0.25 PPM AR1660
Client ID:
Injection Date: 07-JUN-2009 08:39
Report Date: 06/08/2009 11:31
Matrix: SOIL
Dilution Factor: 1.000

RT	ZB5 Col Shift Response	ZB35 Col Shift Response	RT	ZB5 on col	ZB35 on col	RPD	Compound/Flag
4.393	-0.001 8043575	-0.001 8490693	4.966	20.5	19.7	3.6	Tetrachloro-m-xylene
11.059	-0.001 6686123	-0.001 6060642	11.707	18.9	18.5	1.9	Decachlorobiphenyl

- * Indicates RPD > 40%
- M Indicates Column 1 peak was manually integrated
- N Indicates Column 2 peak was manually integrated

SURROGATE PERCENT RECOVERY

SURROGATE	Col1	Col2
Tetrachloro-m-xylene	51.1	49.3
Decachlorobiphenyl	47.2	46.3

R 06/08/09

INTERNAL STANDARD SUMMARY

Standard Cpnd	Column 1		%D
	Standard Area*	Sample Area	
Bromo-Nitrobenzene	30034732	30034732	0.0
Hexabromobiphenyl	12924817	12924817	0.0

Standard Cpnd	Column 2		%D
	Standard Area*	Sample Area	
Bromo-Nitrobenzene	33277512	33277512	0.0
Hexabromobiphenyl	11348053	11348053	0.0

- * Standard Areas taken from Initial Cal Level 3
Initial Calibration Date: 07-JUN-2009
- <- Indicates standard response outside Limits (-50 to +100%)

ZB5 Col

ZB35 Col

Aroclor	Peak#	RT	Shift	Area	Amount	Peak#	RT	Shift	Area	Amount	
Aroclor-1016	1	5.899	-0.001	2225269	244.9	1	6.532	0.000	3780974	249.4	
Aroclor-1016	2	6.273	-0.001	7290358	249.3	2	7.114	0.002	7703710	243.1	
Aroclor-1016	3	6.419	0.001	3110518	249.0	3	7.310	0.000	2923915	236.4	
Aroclor-1016	4	6.524	-0.001	2057025	257.1	4	7.895	0.000	2289624	242.6	
Total Col1Ave (4 peaks):				250.1		Total Col2Ave (4 peaks):				242.9	RPD = 3
Corrected Ave (3 peaks):				247.7		Corrected Ave (3 peaks):				240.7	RPD = 3

Aroclor-1260	1	9.146	-0.001	3519632	253.6	1	9.290	0.000	5271734	247.3	
Aroclor-1260	2	9.373	-0.001	3359351	255.2	2	10.059	0.000	3381112	244.6	
Aroclor-1260	3	9.619	-0.001	8740589	261.2	3	10.218	-0.001	8675516	244.3	
Aroclor-1260	4	9.898	0.000	4385171	252.7	4	10.618	-0.001	4977121	236.0	
Aroclor-1260	5	10.020	-0.001	2196409	259.4	NS	---	---	---	---	
Total Col1Ave (5 peaks):				256.4		Total Col2Ave (4 peaks):				243.0	RPD = 5
Corrected Ave (4 peaks):				255.2		Corrected Ave (3 peaks):				241.6	RPD = 5

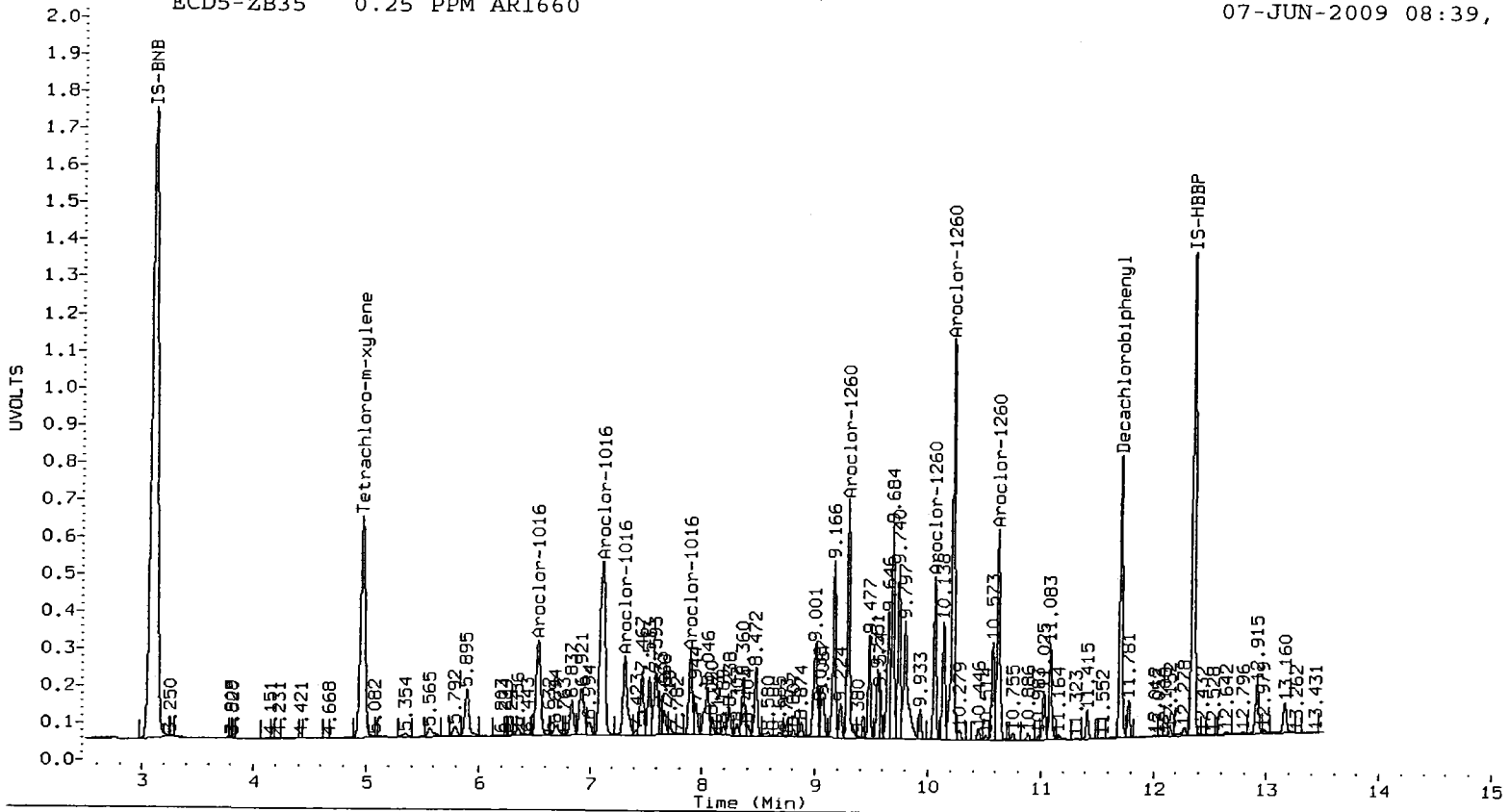
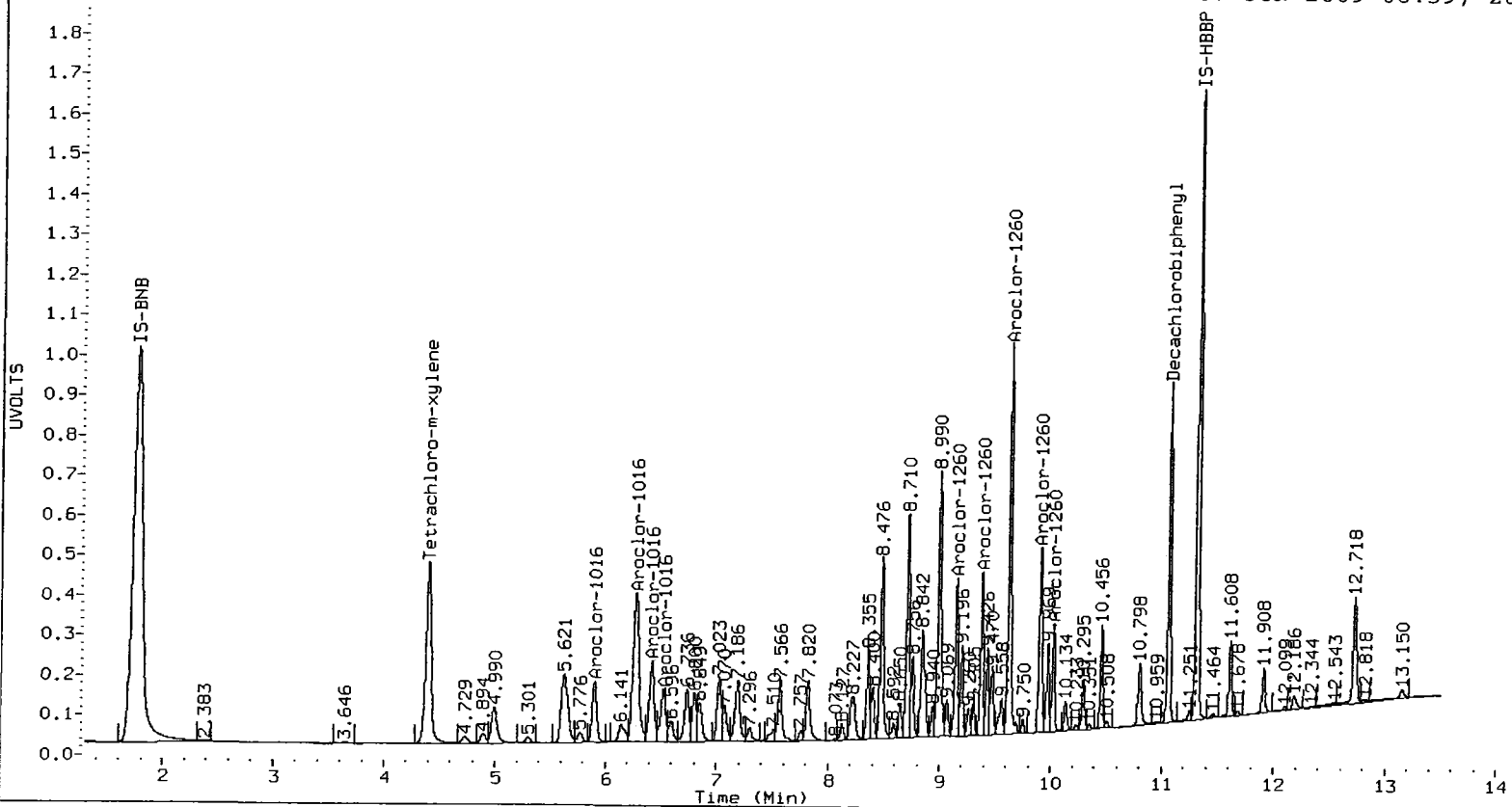
Total PCB Area Col1 (4.494 - 10.960) = 107446649

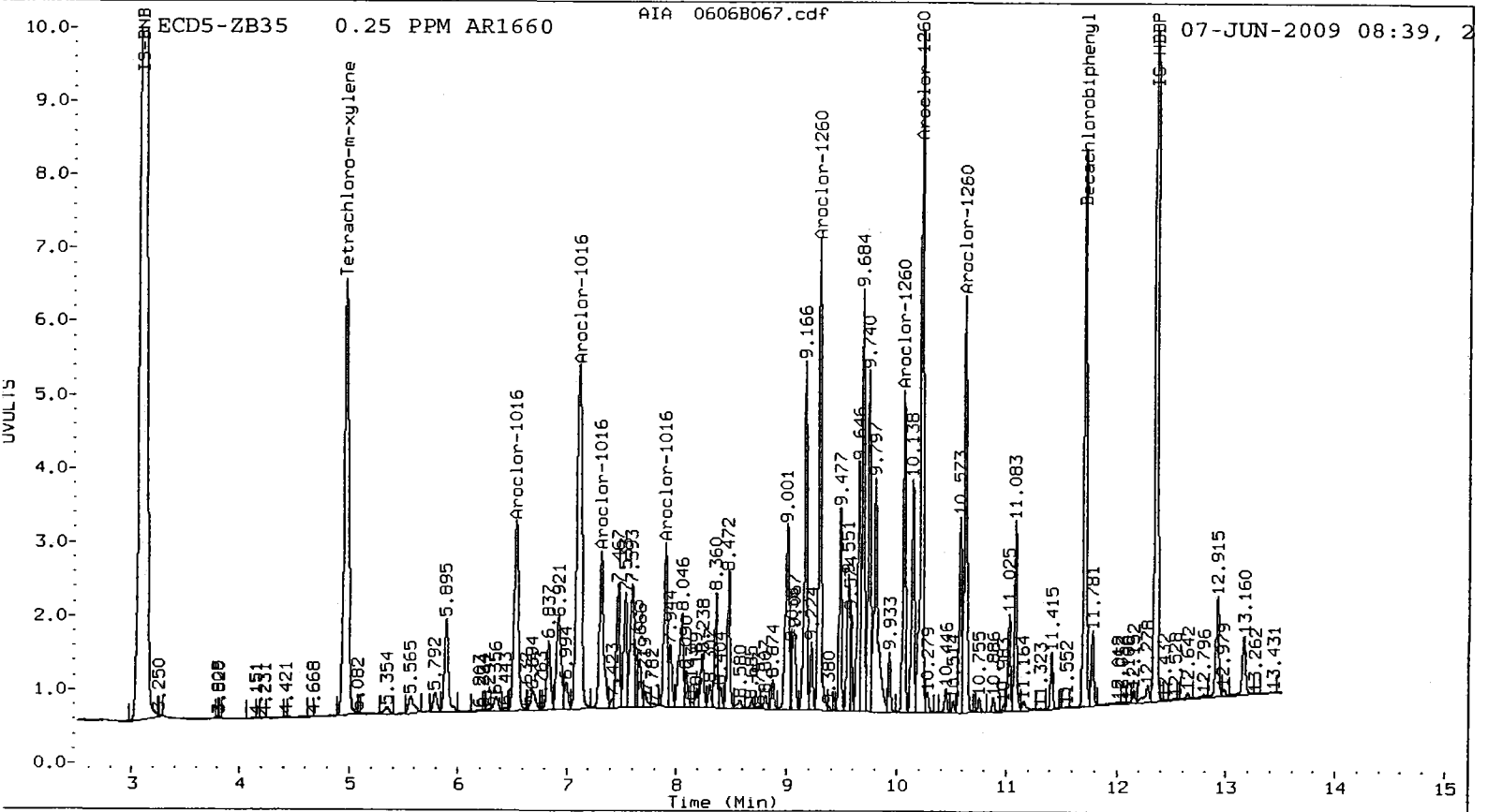
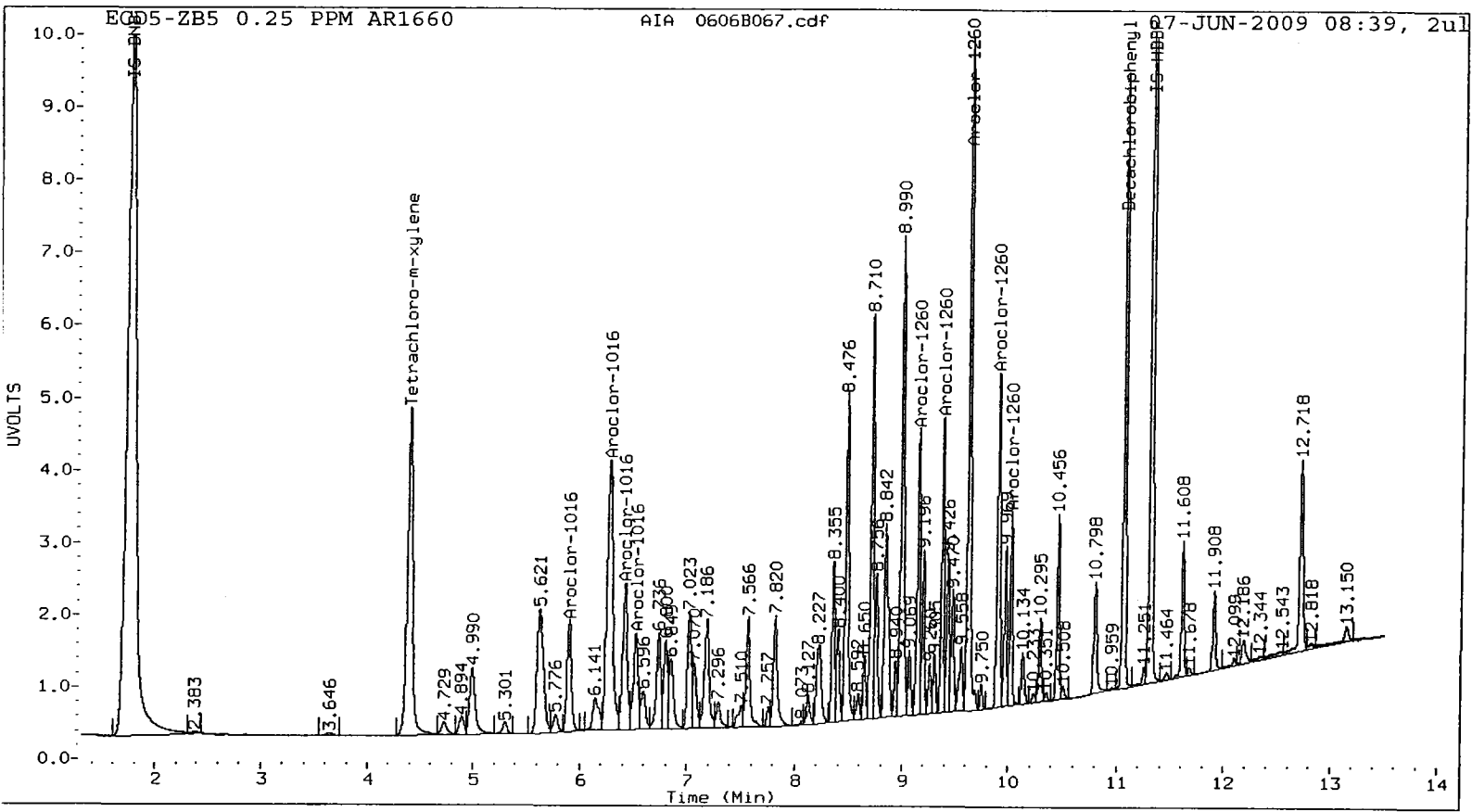
Col1 Total PCB = 0.5 ppm*

Total PCB Area Col2 (5.067 - 11.608) = 101325007

Col2 Total PCB = 0.5 ppm*

* Quantitated against AR1660 0.25ppm in Ical





Analytical Resources Inc.
Dual Column PCB Quantitation Report

Data file 1: 20090606.B/ical-1.b/0606B068.d
Data file 2: 20090606.B/ical-2.b/0606B068.d
Method: /chem2/ecd5.i/20090606.B/PCB1.m
Compound Sublist: AR1660
Instrument, Inj. Vol.: ecd5.i, 2ul
Quant Method: Internal Std

ARI ID: 0.02 PPM AR1660
Client ID:
Injection Date: 07-JUN-2009 08:56
Report Date: 06/08/2009 11:31
Matrix: SOIL
Dilution Factor: 1.000

RT	ZB5 Col Shift	Response	RT	ZB35 Col Shift	Response	ZB5 on col	ZB35 on col	RPD	Compound/Flag
4.393	-0.001	641604	4.966	-0.001	767506	1.7	1.8	8.5	Tetrachloro-m-xylene
11.058	-0.002	746051	11.709	0.001	691010	2.1	2.2	1.5	Decachlorobiphenyl

- * Indicates RPD > 40%
- M Indicates Column 1 peak was manually integrated
- N Indicates Column 2 peak was manually integrated

SURROGATE PERCENT RECOVERY

SURROGATE	Col1	Col2
Tetrachloro-m-xylene	4.2	4.5
Decachlorobiphenyl	5.3	5.4

PK 06/08/09

INTERNAL STANDARD SUMMARY

Standard Cpnd	Column 1		%D
	Standard Area*	Sample Area	
Bromo-Nitrobenzene	30034732	29369163	-2.2
Hexabromobiphenyl	12924817	12848888	-0.6

Standard Cpnd	Column 2		%D
	Standard Area*	Sample Area	
Bromo-Nitrobenzene	33277512	32683455	-1.8
Hexabromobiphenyl	11348053	11133973	-1.9

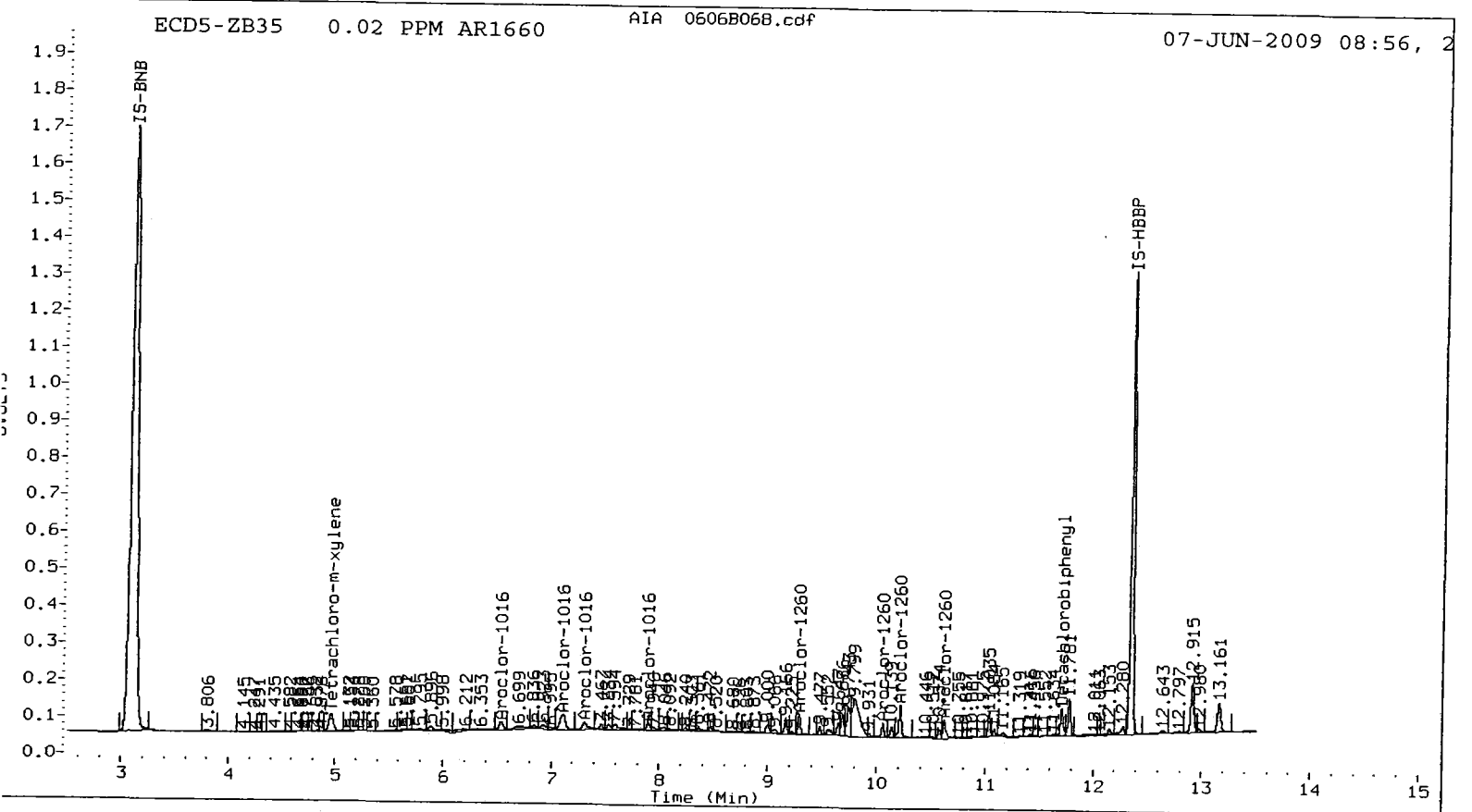
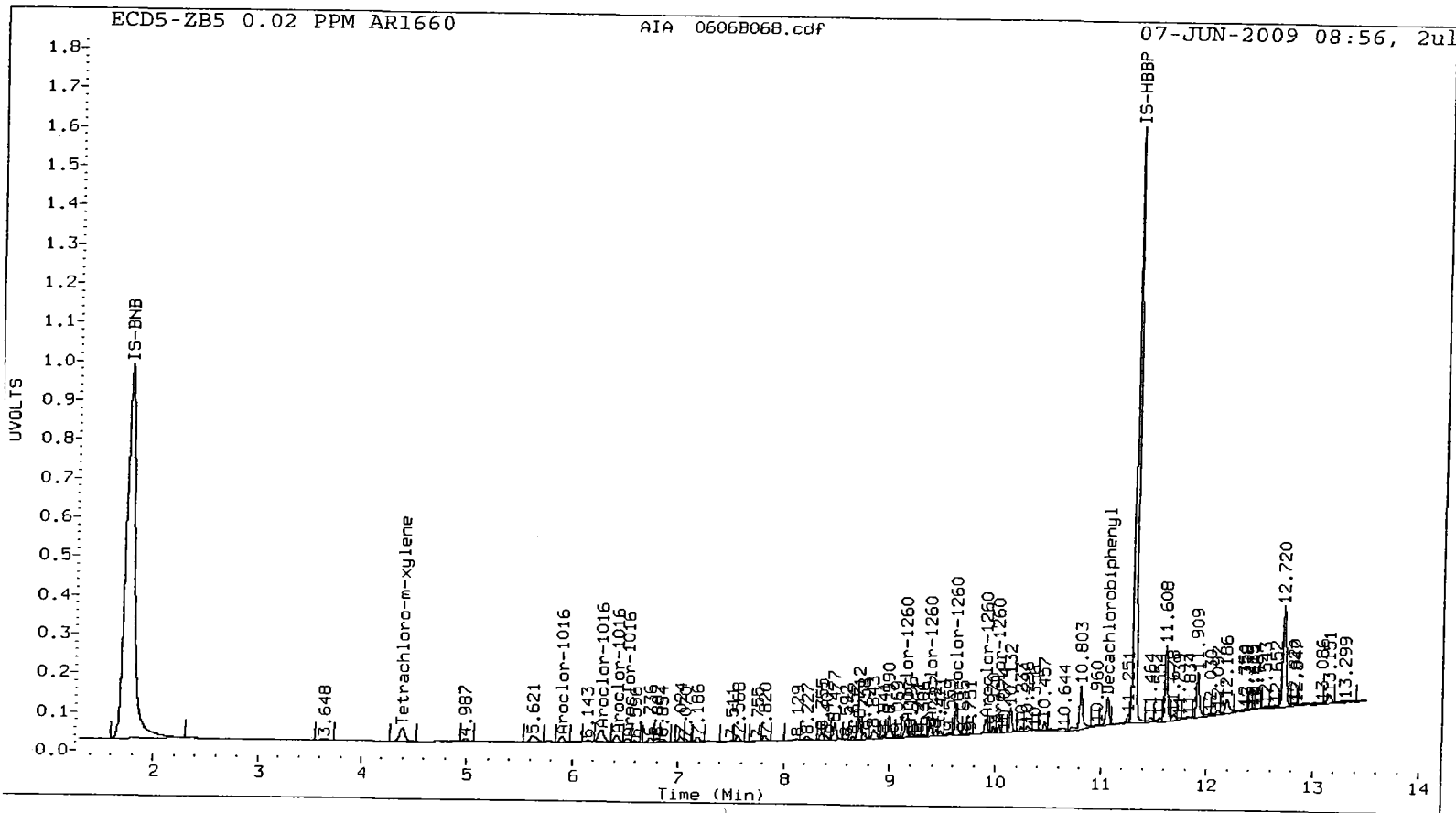
- * Standard Areas taken from Initial Cal Level 3
Initial Calibration Date: 07-JUN-2009
- <- Indicates standard response outside Limits (-50 to +100%)

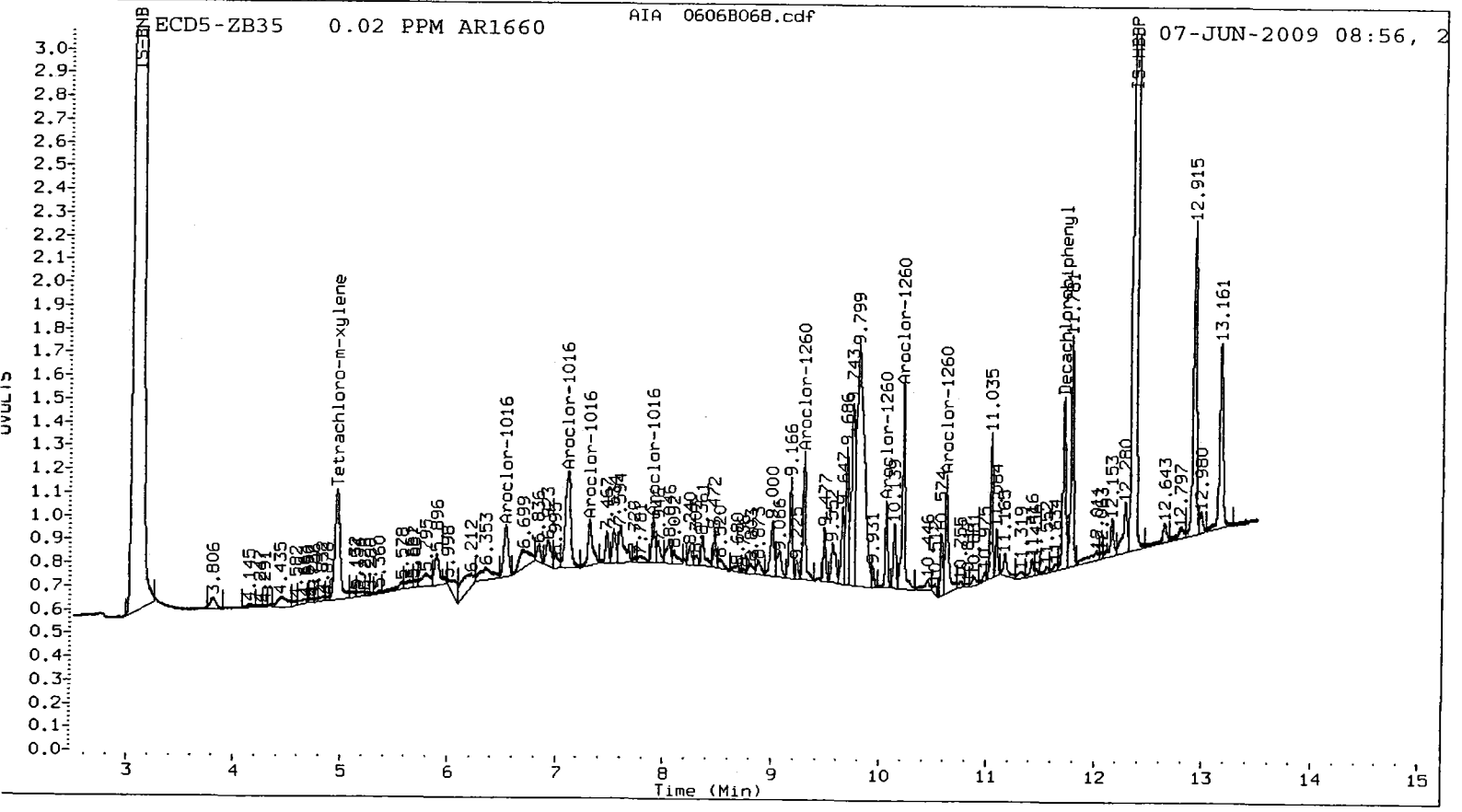
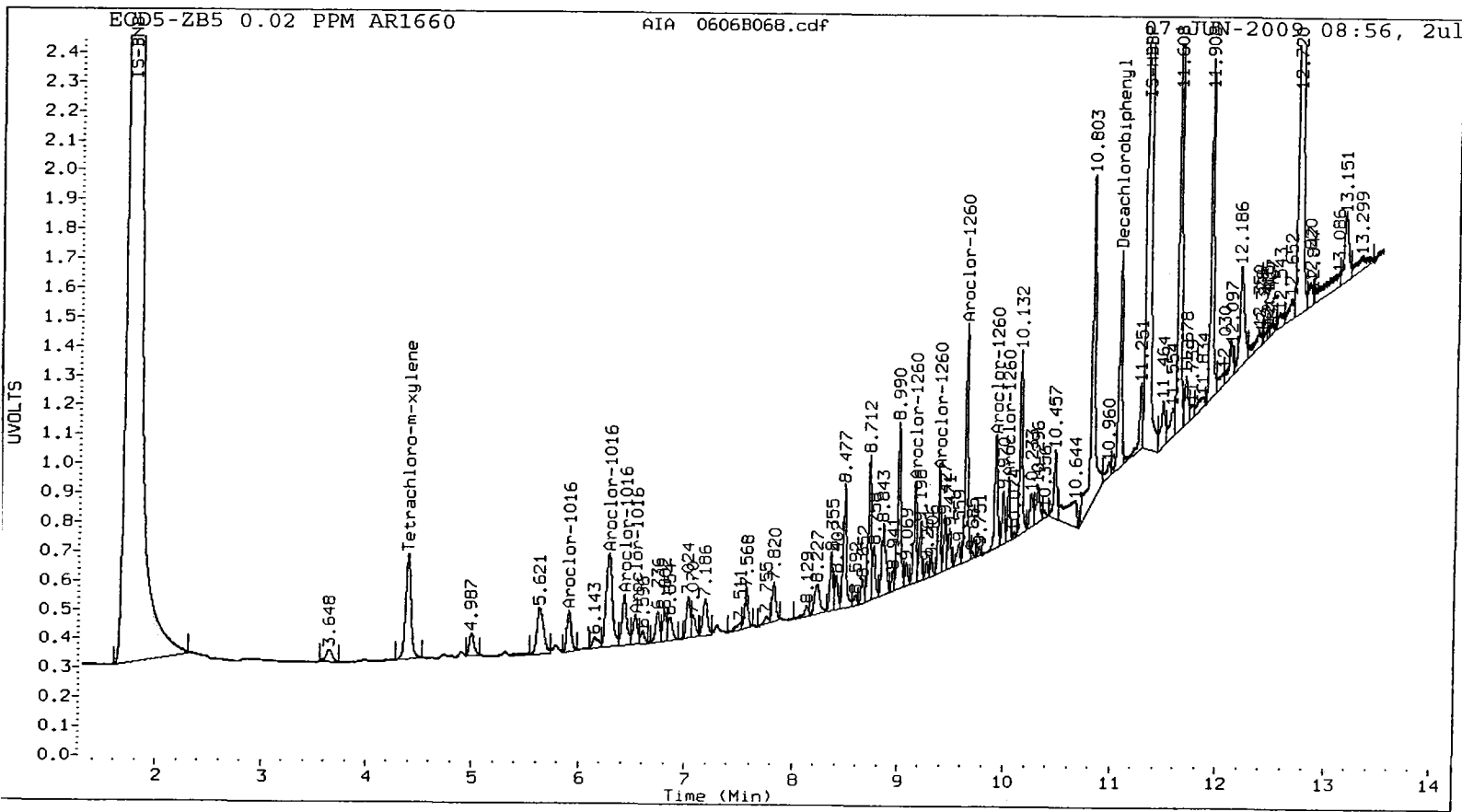
ZB5 Col					ZB35 Col					
Aroclor	Peak#	RT	Shift	Area	Amount	Peak#	RT	Shift	Area	Amount
Aroclor-1016	1	5.903	0.003	196574	22.1	1	6.533	0.000	326685	21.9
Aroclor-1016	2	6.279	0.005	641204	22.4	2	7.111	-0.001	732468	23.5
Aroclor-1016	3	6.423	0.005	277170	22.7	3	7.309	0.000	299838	24.7
Aroclor-1016	4	6.526	0.002	149307	19.1	4	7.896	0.001	206775	22.3
Total CollAve (4 peaks):				21.6		Total Col2Ave (4 peaks):				23.1 RPD = 7
Corrected Ave (3 peaks):				21.2		Corrected Ave (3 peaks):				22.6 RPD = 6
Aroclor-1260	1	9.147	0.000	304988	22.1	1	9.290	0.000	461532	22.1
Aroclor-1260	2	9.373	-0.001	279733	21.4	2	10.060	0.000	311579	23.0
Aroclor-1260	3	9.620	0.000	721604	21.7	3	10.219	0.000	790453	22.7
Aroclor-1260	4	9.899	0.001	373730	21.7	4	10.619	0.000	530672	25.6
Aroclor-1260	5	10.021	0.000	167536	19.9	NS	---			---
Total CollAve (5 peaks):				21.3		Total Col2Ave (4 peaks):				23.3 RPD = 9
Corrected Ave (4 peaks):				21.2		Corrected Ave (3 peaks):				22.6 RPD = 6

Total PCB Area Coll1 (4.494 - 10.960) = 11511820 Coll1 Total PCB = 0.1 ppm*

Total PCB Area Col2 (5.067 - 11.608) = 14746772 Col2 Total PCB = 0.1 ppm*

* Quantitated against AR1660 0.25ppm in Ical





Analytical Resources Inc.
Dual Column PCB Quantitation Report

Data file 1: 20090606.B/ical-1.b/0606B069.d
Data file 2: 20090606.B/ical-2.b/0606B069.d
Method: /chem2/ecd5.i/20090606.B/PCB1.m
Compound Sublist: AR1660
Instrument, Inj. Vol.: ecd5.i, 2ul
Quant Method: Internal Std

ARI ID: 1 PPM AR1660
Client ID:
Injection Date: 07-JUN-2009 09:13
Report Date: 06/08/2009 11:31
Matrix: SOIL
Dilution Factor: 1.000

RT	ZB5 Col Shift Response	ZB35 Col Shift Response	ZB5 on col	ZB35 on col	RPD	Compound/Flag
4.394	0.001 30367438	4.967 -0.001 33692144	73.4	75.0	2.1	Tetrachloro-m-xylene
11.060	0.000 25531256	11.709 0.001 23985973	67.8	69.5	2.5	Decachlorobiphenyl

- * Indicates RPD > 40%
- ¶ Indicates Column 1 peak was manually integrated
- ¶ Indicates Column 2 peak was manually integrated

SURROGATE PERCENT RECOVERY

SURROGATE	Col1	Col2
Tetrachloro-m-xylene	183.5	187.5
Decachlorobiphenyl	169.4	173.7

06/08/09

INTERNAL STANDARD SUMMARY

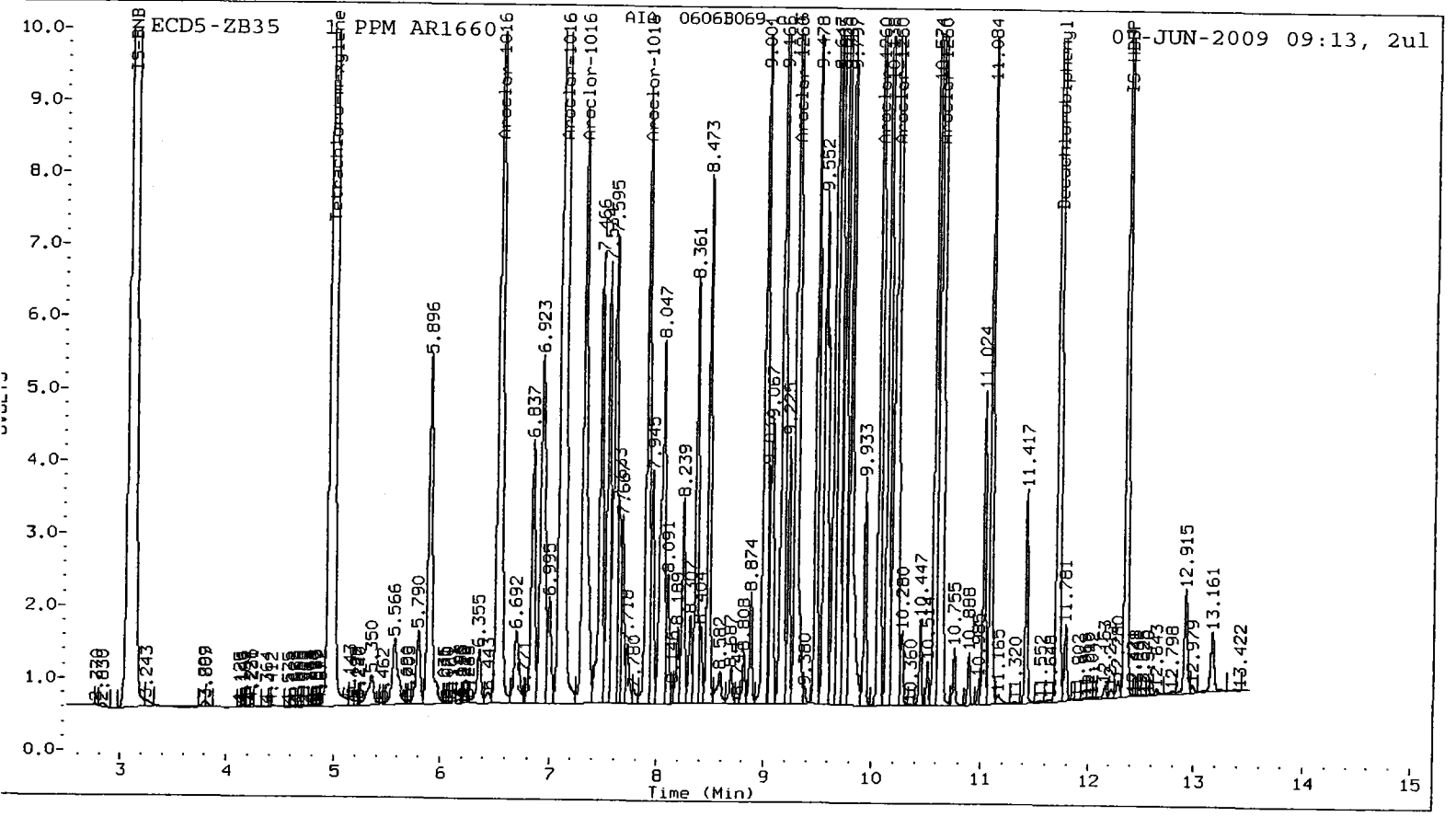
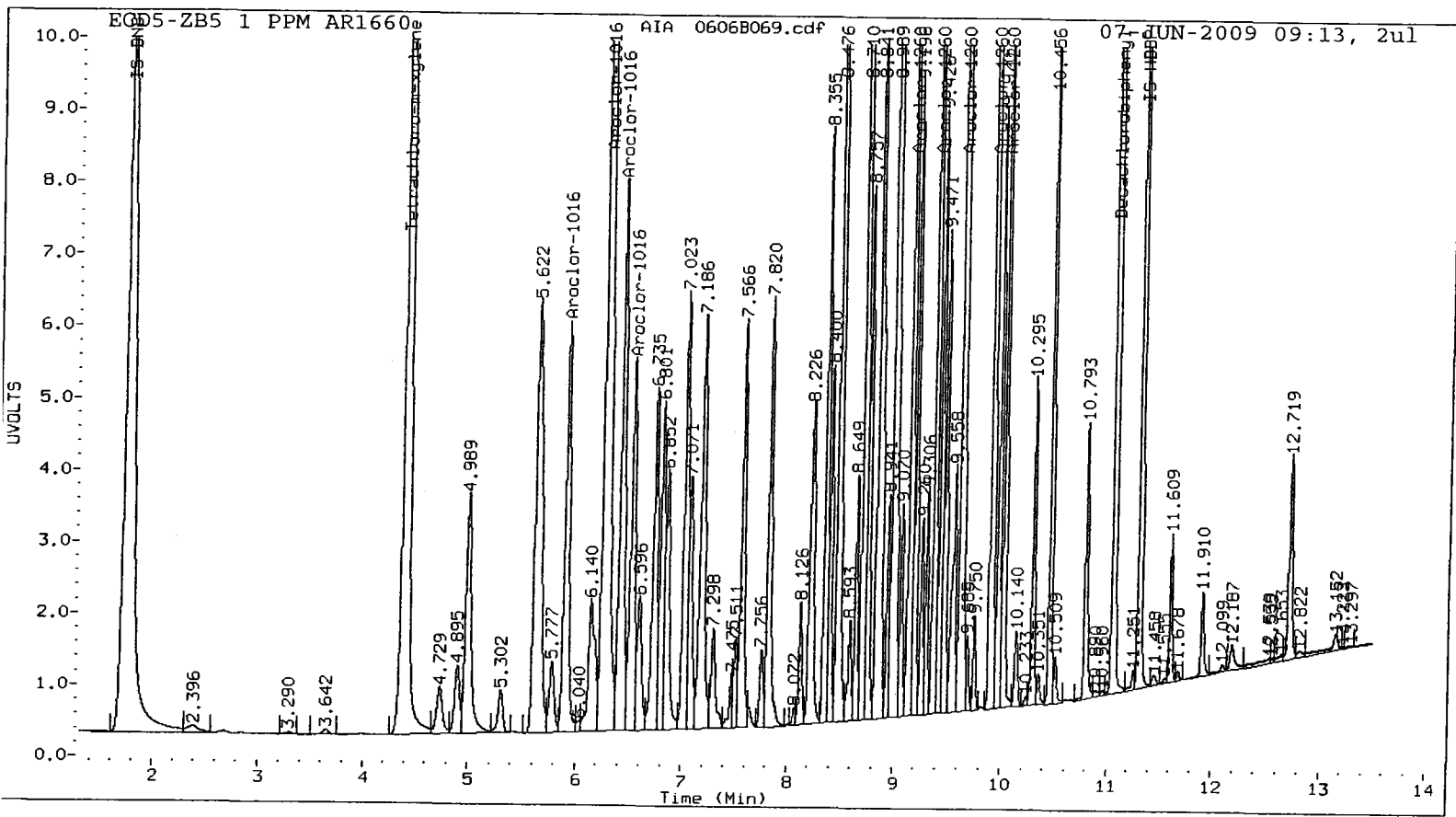
Standard Cpnd	Column 1		%D
	Standard Area*	Sample Area	
Bromo-Nitrobenzene	30034732	31598915	5.2
Hexabromobiphenyl	12924817	13740600	6.3

Standard Cpnd	Column 2		%D
	Standard Area*	Sample Area	
Bromo-Nitrobenzene	33277512	34761569	4.5
Hexabromobiphenyl	11348053	11959049	5.4

- * Standard Areas taken from Initial Cal Level 3
Initial Calibration Date: 07-JUN-2009
- <- Indicates standard response outside Limits (-50 to +100%)

ZB5 Col					ZB35 Col					
Aroclor	Peak#	RT	Shift	Area	Amount	Peak#	RT	Shift	Area	Amount
Aroclor-1016	1	5.900	0.000	8493782	888.6	1	6.534	0.001	14577409	920.4
Aroclor-1016	2	6.274	-0.001	27344889	888.7	2	7.112	0.000	30111413	909.5
Aroclor-1016	3	6.418	0.000	11381546	866.1	3	7.310	0.000	11394488	882.1
Aroclor-1016	4	6.524	-0.001	7880355	936.3	4	7.896	0.001	9127714	926.0
Total Col1Ave (4 peaks):				895.0		Total Col2Ave (4 peaks):				909.5 RPD = 2
Corrected Ave (3 peaks):				881.2		Corrected Ave (3 peaks):				904.0 RPD = 3
Aroclor-1260	1	9.146	-0.001	13287485	900.7	1	9.291	0.001	21083258	938.3
Aroclor-1260	2	9.374	0.000	12796613	914.3	2	10.060	0.000	13587870	932.8
Aroclor-1260	3	9.619	-0.001	31445037	883.9	3	10.219	0.000	35805237	956.8
Aroclor-1260	4	9.898	0.000	16976180	920.1	4	10.620	0.000	20166723	907.3
Aroclor-1260	5	10.020	0.000	8555361	950.3	NS	---			----
Total Col1Ave (5 peaks):				913.8		Total Col2Ave (4 peaks):				933.8 RPD = 2
Corrected Ave (4 peaks):				904.7		Corrected Ave (3 peaks):				926.2 RPD = 2
✓						✓				
Total PCB Area Col1 (4.494 - 10.960) =					401918273	Col1 Total PCB = 1.8 ppm*				
Total PCB Area Col2 (5.067 - 11.608) =					389160303	Col2 Total PCB = 1.8 ppm*				

* Quantitated against AR1660 0.25ppm in Ical



Analytical Resources Inc.
Dual Column PCB Quantitation Report

Data file 1: 20090606.B/ical-1.b/0606B070.d
Data file 2: 20090606.B/ical-2.b/0606B070.d
Method: /chem2/ecd5.i/20090606.B/PCB1.m
Compound Sublist: AR1660
Instrument, Inj. Vol.: ecd5.i, 2ul
Quant Method: Internal Std

ARI ID: 0.1 PPM AR1660
Client ID:
Injection Date: 07-JUN-2009 09:30
Report Date: 06/08/2009 11:31
Matrix: SOIL
Dilution Factor: 1.000

RT	ZB5 Col Shift Response	ZB35 Col Shift Response	ZB5 on col	ZB35 on col	RPD	Compound/Flag
4.393	0.000 3296875	4.966 -0.001 3404406	8.4	7.9	5.6	Tetrachloro-m-xylene
11.060	0.000 2869327	11.707 0.000 2572309	8.0	7.8	2.2	Decachlorobiphenyl

- * Indicates RPD > 40%
- 4 Indicates Column 1 peak was manually integrated
- ∇ Indicates Column 2 peak was manually integrated

SURROGATE PERCENT RECOVERY

SURROGATE	Col1	Col2
Tetrachloro-m-xylene	21.0	19.8
Decachlorobiphenyl	20.0	19.6

06/08/09

INTERNAL STANDARD SUMMARY

Standard Cpnd	Column 1		%D
	Standard Area*	Sample Area	
Bromo-Nitrobenzene	30034732	30012814	-0.1
Hexabromobiphenyl	12924817	13053340	1.0

Standard Cpnd	Column 2		%D
	Standard Area*	Sample Area	
Bromo-Nitrobenzene	33277512	33204809	-0.2
Hexabromobiphenyl	11348053	11361303	0.1

- * Standard Areas taken from Initial Cal Level 3
Initial Calibration Date: 07-JUN-2009
- <- Indicates standard response outside Limits (-50 to +100%)

ZB5 Col					ZB35 Col					
Aroclor	Peak#	RT	Shift	Area	Amount	Peak#	RT	Shift	Area	Amount
Aroclor-1016	1	5.901	0.001	969143	106.8	1	6.534	0.001	1585248	104.8
Aroclor-1016	2	6.277	0.002	3064278	104.9	2	7.113	0.001	3223529	101.9
Aroclor-1016	3	6.420	0.002	1335777	107.0	3	7.310	0.001	1292384	104.7
Aroclor-1016	4	6.525	0.000	865265	108.2	4	7.896	0.001	991156	105.3
Total Col1Ave (4 peaks):				106.7		Total Col2Ave (4 peaks):				104.2 RPD = 2
Corrected Ave (3 peaks):				106.2		Corrected Ave (3 peaks):				103.8 RPD = 2
Aroclor-1260	1	9.148	0.000	1451474	103.6	1	9.291	0.001	2185693	102.4
Aroclor-1260	2	9.374	0.000	1382744	104.0	2	10.060	0.000	1389959	100.4
Aroclor-1260	3	9.620	0.000	3486480	103.2	3	10.218	0.000	3495953	98.3
Aroclor-1260	4	9.899	0.001	1808136	103.2	4	10.619	0.000	2013433	95.4
Aroclor-1260	5	10.020	-0.001	882347	103.2	NS	---			
Total Col1Ave (5 peaks):				103.4		Total Col2Ave (4 peaks):				99.1 RPD = 4
Corrected Ave (4 peaks):				103.3		Corrected Ave (3 peaks):				98.0 RPD = 5
Total PCB Area Col1 (4.494 - 10.960) =					45730069	Col1 Total PCB = 0.2 ppm*				
Total PCB Area Col2 (5.067 - 11.608) =					45894761	Col2 Total PCB = 0.2 ppm*				

* Quantitated against AR1660 0.25ppm in Ical

Analytical Resources Inc.
Dual Column PCB Quantitation Report

Data file 1: 20090606.B/ical-1.b/0606B071.d
Data file 2: 20090606.B/ical-2.b/0606B071.d
Method: /chem2/ecd5.i/20090606.B/PCB1.m
Compound Sublist: AR1660
Instrument, Inj. Vol.: ecd5.i, 2ul
Quant Method: Internal Std

ARI ID: 0.5 PPM AR1660
Client ID:
Injection Date: 07-JUN-2009 09:48
Report Date: 06/08/2009 11:31
Matrix: SOIL
Dilution Factor: 1.000

RT	ZB5 Col Shift Response	RT	ZB35 Col Shift Response	ZB5 on col	ZB35 on col	RPD	Compound/Flag
4.393	-0.001 15207007	4.966	-0.001 16314610	38.7	38.0	1.9	Tetrachloro-m-xylene
11.059	-0.001 12588167	11.708	0.000 11535372	35.3	35.3	0.2	Decachlorobiphenyl

* Indicates RPD > 40%

∇ Indicates Column 1 peak was manually integrated

∇ Indicates Column 2 peak was manually integrated

SURROGATE PERCENT RECOVERY

SURROGATE	Col1	Col2
Tetrachloro-m-xylene	96.7	94.9
Decachlorobiphenyl	88.4	88.1

R 06/08/09

INTERNAL STANDARD SUMMARY

Standard Cpnd	Column 1		%D
	Standard Area*	Sample Area	
Bromo-Nitrobenzene	30034732	30019383	-0.1
Hexabromobiphenyl	12924817	12990089	0.5

Standard Cpnd	Column 2		%D
	Standard Area*	Sample Area	
Bromo-Nitrobenzene	33277512	33251696	-0.1
Hexabromobiphenyl	11348053	11335962	-0.1

* Standard Areas taken from Initial Cal Level 3

Initial Calibration Date: 07-JUN-2009

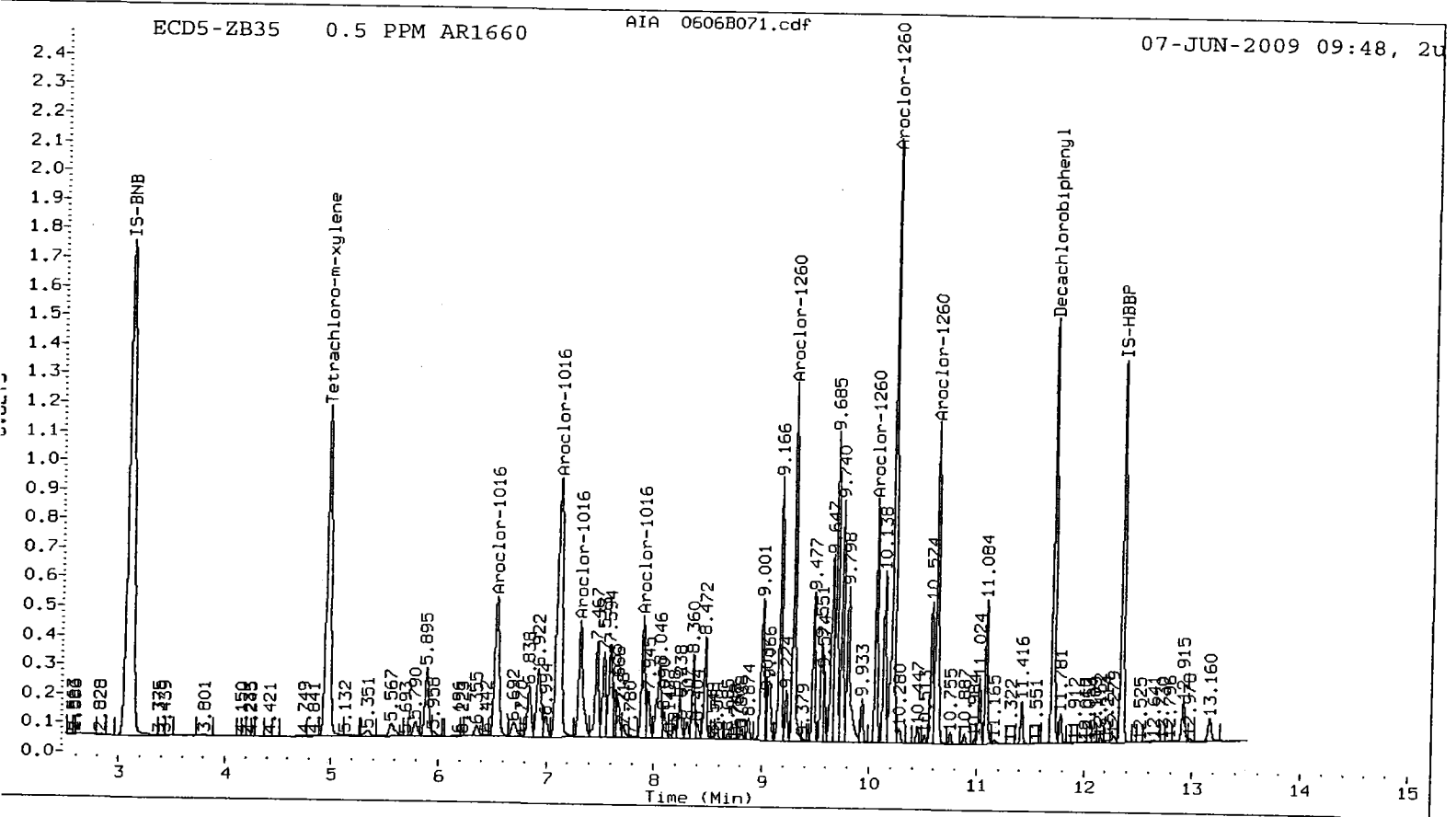
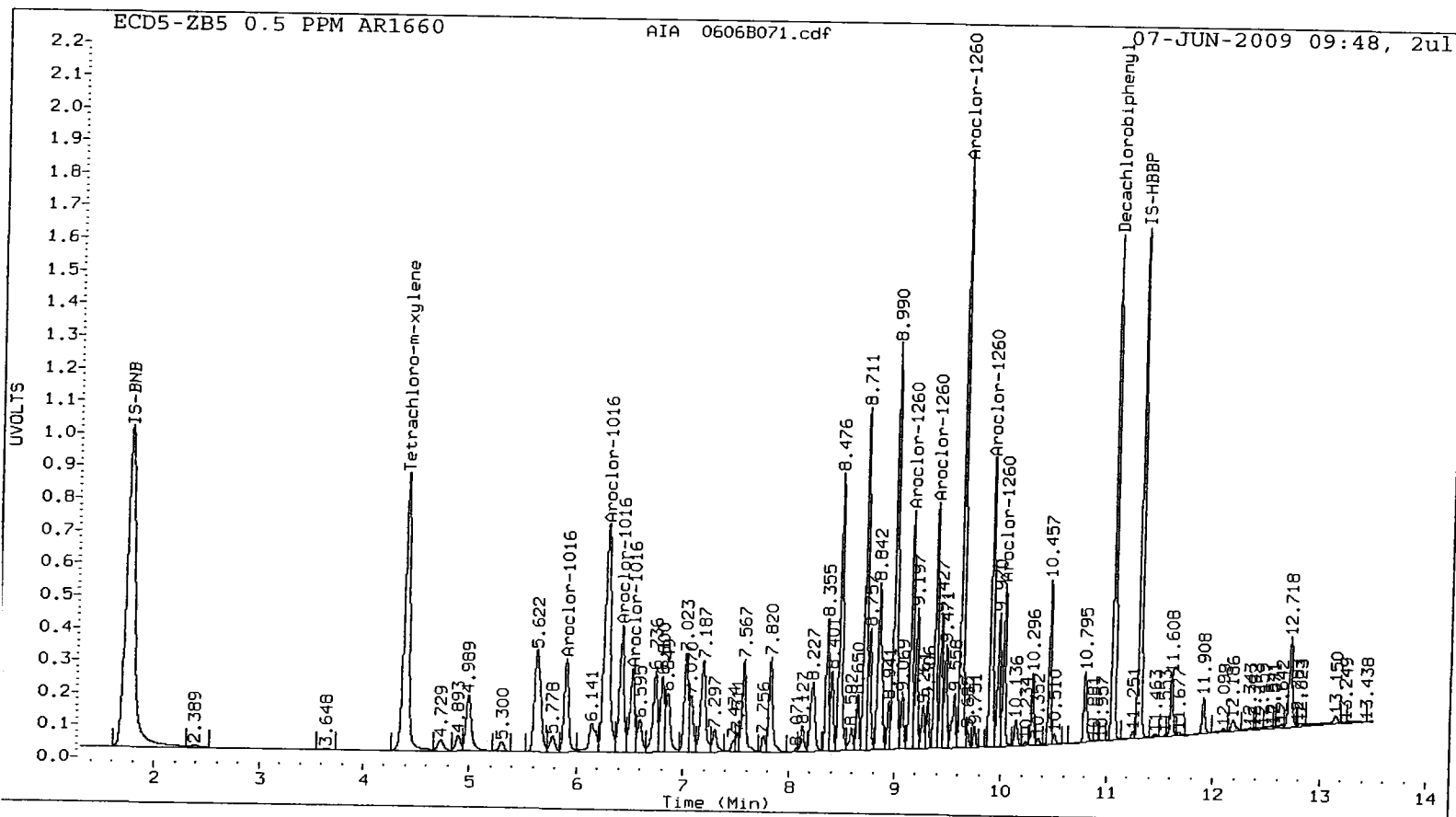
<- Indicates standard response outside Limits (-50 to +100%)

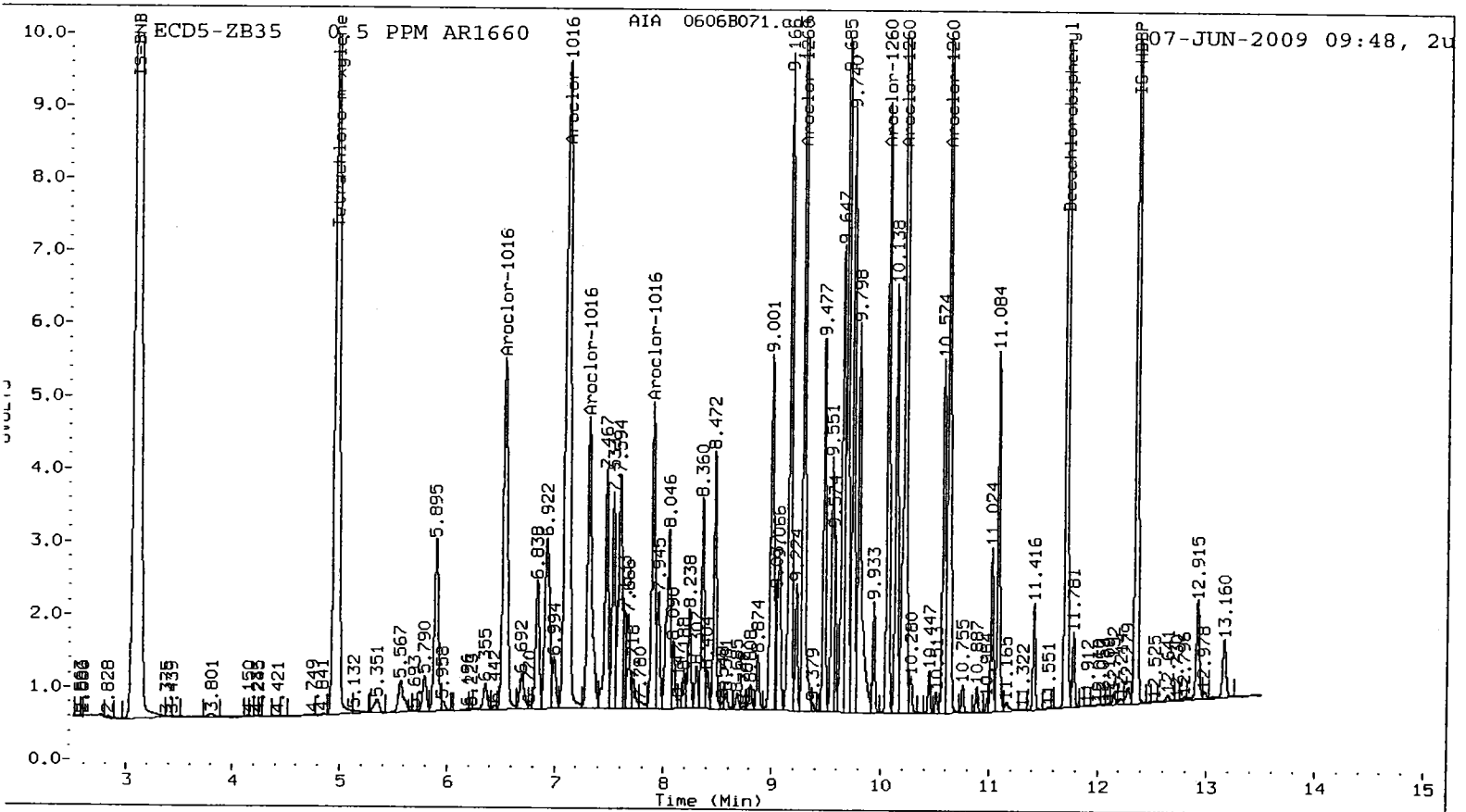
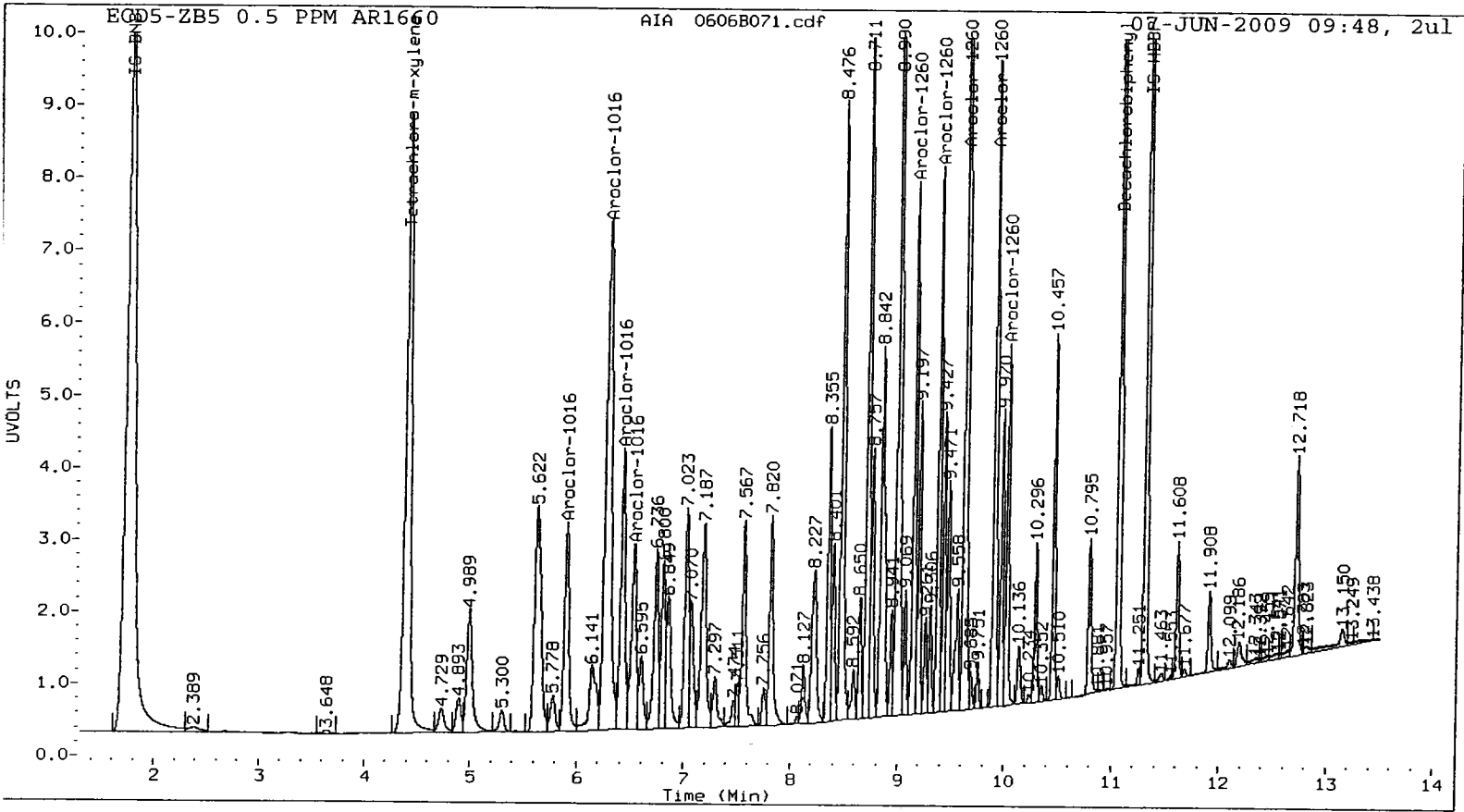
ZB5 Col					ZB35 Col						
Aroclor	Peak#	RT	Shift	Area	Amount	Peak#	RT	Shift	Area	Amount	
Aroclor-1016	1	5.900	0.000	4348153	478.9	1	6.533	0.000	7100423	468.7	
Aroclor-1016	2	6.274	0.000	13805107	472.3	2	7.112	0.000	14608311	461.3	
Aroclor-1016	3	6.418	0.000	5823348	466.5	3	7.309	0.000	5500669	445.2	
Aroclor-1016	4	6.525	0.000	3990730	499.1	4	7.895	0.000	4409597	467.7	
Total CollAve (4 peaks):				479.2		Total Col2Ave (4 peaks):				460.7	RPD = 4
Corrected Ave (3 peaks):				472.5		Corrected Ave (3 peaks):				458.0	RPD = 3
Aroclor-1260	1	9.147	0.000	6581984	471.9	1	9.290	0.000	10068175	472.7	
Aroclor-1260	2	9.374	0.000	6328016	478.2	2	10.059	0.000	6459233	467.8	
Aroclor-1260	3	9.620	0.000	16061789	477.6	3	10.219	0.000	16820449	474.2	
Aroclor-1260	4	9.898	0.000	8325612	477.3	4	10.619	0.000	9617122	456.5	
Aroclor-1260	5	10.021	0.000	4193122	492.7	NS	---			----	
Total CollAve (5 peaks):				479.5		Total Col2Ave (4 peaks):				467.8	RPD = 2
Corrected Ave (4 peaks):				476.3		Corrected Ave (3 peaks):				465.7	RPD = 2

✓
✓

Total PCB Area Col1 (4.494 - 10.960) = 202282367 Col1 Total PCB = 0.9 ppm*
 Total PCB Area Col2 (5.067 - 11.608) = 189413272 Col2 Total PCB = 0.9 ppm*

* Quantitated against AR1660 0.25ppm in Ical





Analytical Resources Inc.
Dual Column PCB Quantitation Report

Data file 1: 20090606.B/ical-1.b/0606B072.d
Data file 2: 20090606.B/ical-2.b/0606B072.d
Method: /chem2/ecd5.i/20090606.B/PCB1.m
Compound Sublist: AR1660
Instrument, Inj. Vol.: ecd5.i, 2ul
Quant Method: Internal Std

ARI ID: AR1660 ICV
Client ID:
Injection Date: 07-JUN-2009 10:05
Report Date: 06/08/2009 11:31
Matrix: SOIL
Dilution Factor: 1.000

RT	ZB5 Col Shift	Response	RT	ZB35 Col Shift	Response	ZB5 on col	ZB35 on col	RPD	Compound/Flag
4.395	0.001	8298279	4.968	0.001	8809930	21.1	20.5	2.5	Tetrachloro-m-xylene
11.059	-0.001	7029732	11.708	0.000	6293224	19.5	19.2	1.7	Decachlorobiphenyl

- * Indicates RPD > 40%
- M Indicates Column 1 peak was manually integrated
- N Indicates Column 2 peak was manually integrated

SURROGATE PERCENT RECOVERY

SURROGATE	Col1	Col2
Tetrachloro-m-xylene	52.7	51.4
Decachlorobiphenyl	48.7	47.9

R 06/08/09

INTERNAL STANDARD SUMMARY

Standard Cpnd	Column 1		%D
	Standard Area*	Sample Area	
Bromo-Nitrobenzene	30034732	30086173	0.2
Hexabromobiphenyl	12924817	13150790	1.7

Standard Cpnd	Column 2		%D
	Standard Area*	Sample Area	
Bromo-Nitrobenzene	33277512	33173937	-0.3
Hexabromobiphenyl	11348053	11376607	0.3

- * Standard Areas taken from Initial Cal Level 3
Initial Calibration Date: 07-JUN-2009
- <- Indicates standard response outside Limits (-50 to +100%)

ZB5 Col

ZB35 Col

Aroclor	Peak#	RT	Shift	Area	Amount	Peak#	RT	Shift	Area	Amount	
Aroclor-1016	1	5.901	0.001	2323844	255.4	1	6.534	0.001	3759801	248.8	
Aroclor-1016	2	6.276	0.001	7314844	249.7	2	7.113	0.001	7748920	245.2	
Aroclor-1016	3	6.419	0.001	3148539	251.6	3	7.310	0.001	3008238	244.0	
Aroclor-1016	4	6.525	0.000	2085642	260.3	4	7.896	0.001	2342611	249.0	
Total CollAve (4 peaks):				254.2		Total Col2Ave (4 peaks):				246.8	RPD = 3
Corrected Ave (3 peaks):				252.2		Corrected Ave (3 peaks):				246.0	RPD = 2

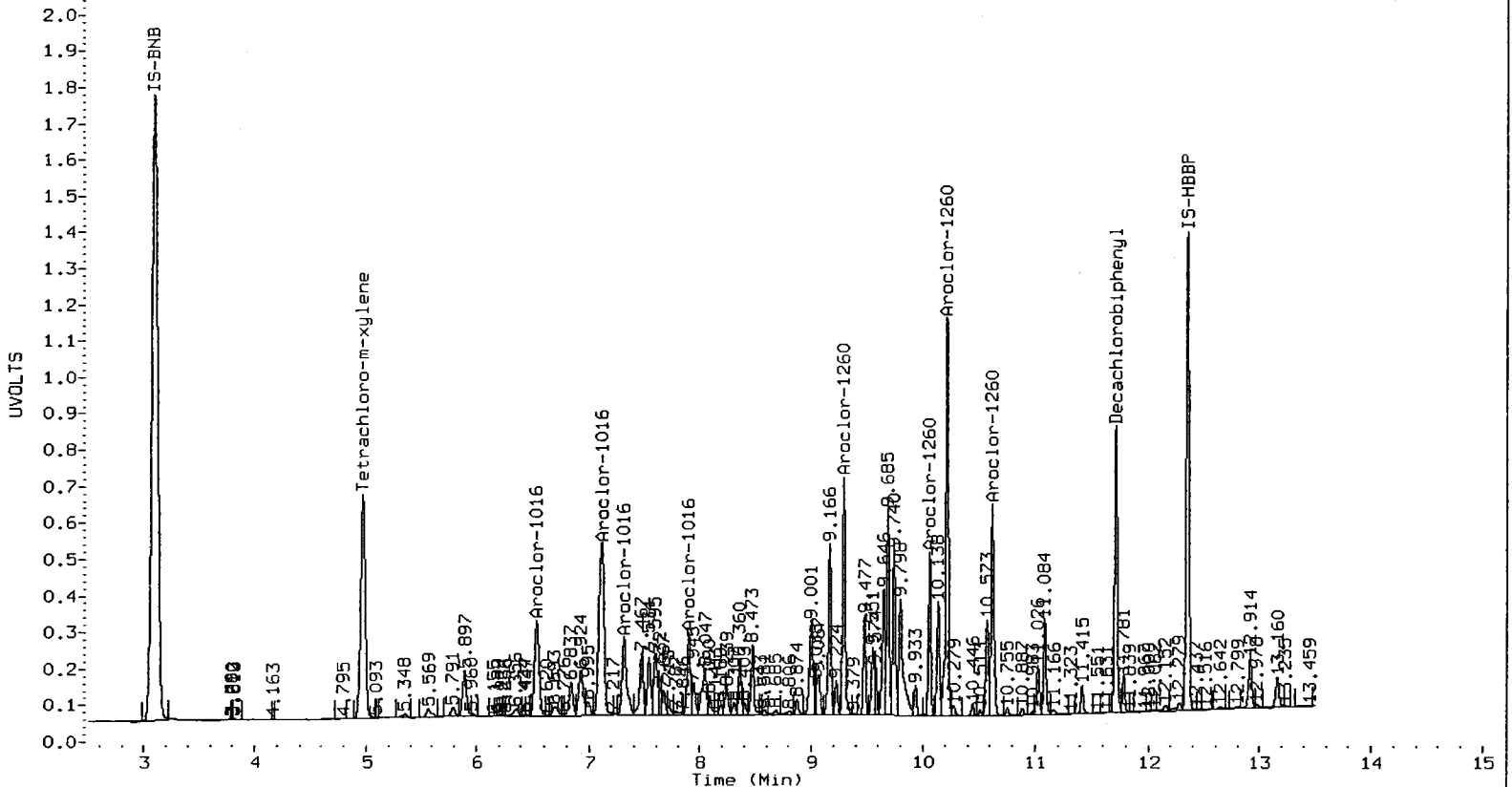
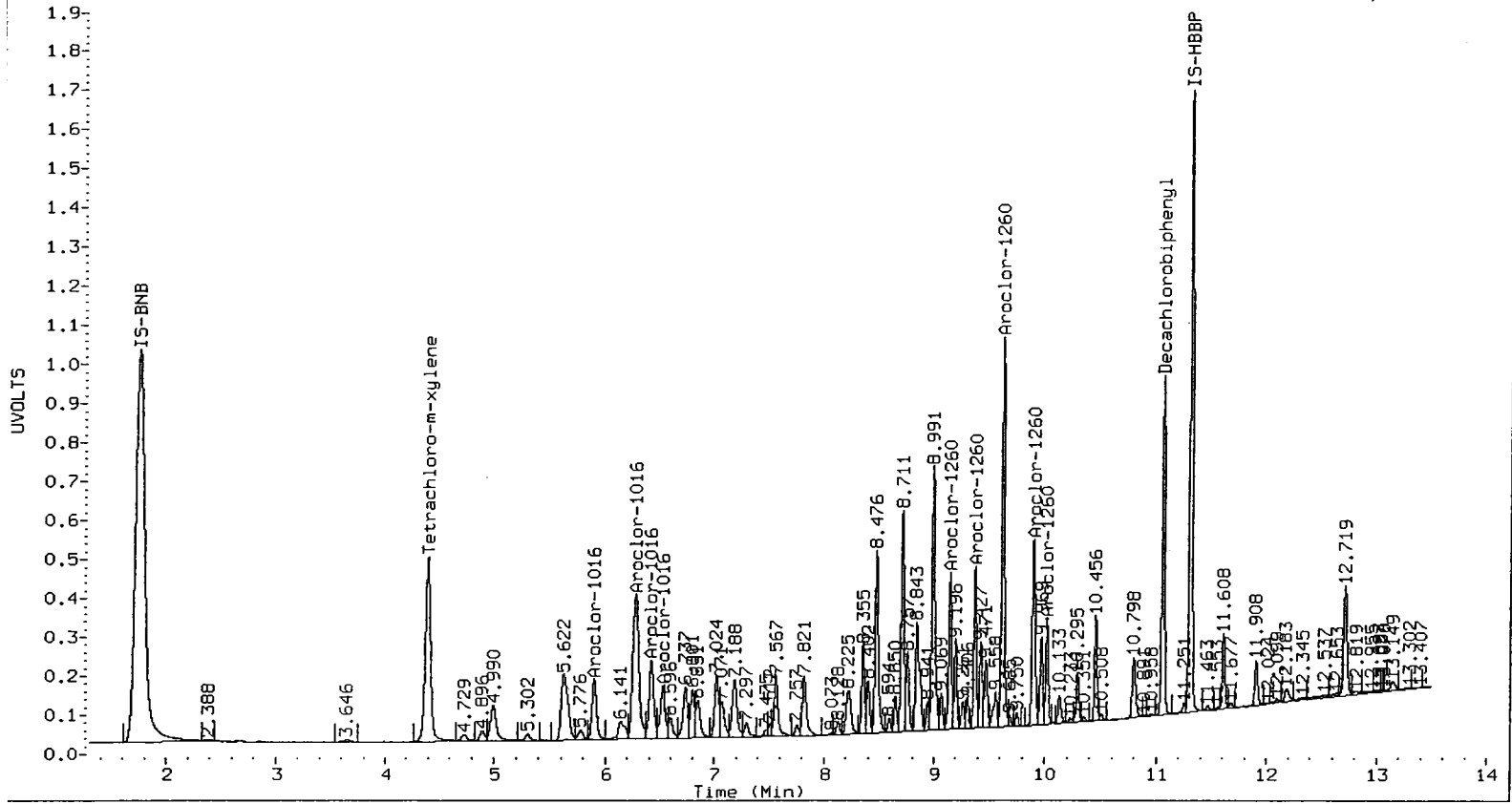
Aroclor-1260	1	9.147	0.000	3573181	253.1	1	9.291	0.000	5295032	247.7	
Aroclor-1260	2	9.374	0.000	3413135	254.8	2	10.059	0.000	3419509	246.8	
Aroclor-1260	3	9.620	0.000	8687821	255.2	3	10.219	0.000	8804581	247.3	
Aroclor-1260	4	9.899	0.001	4484791	254.0	4	10.619	0.000	5072413	239.9	
Aroclor-1260	5	10.020	0.000	2228499	258.6	NS	---			----	
Total CollAve (5 peaks):				255.1		Total Col2Ave (4 peaks):				245.4	RPD = 4
Corrected Ave (4 peaks):				254.2		Corrected Ave (3 peaks):				244.7	RPD = 4

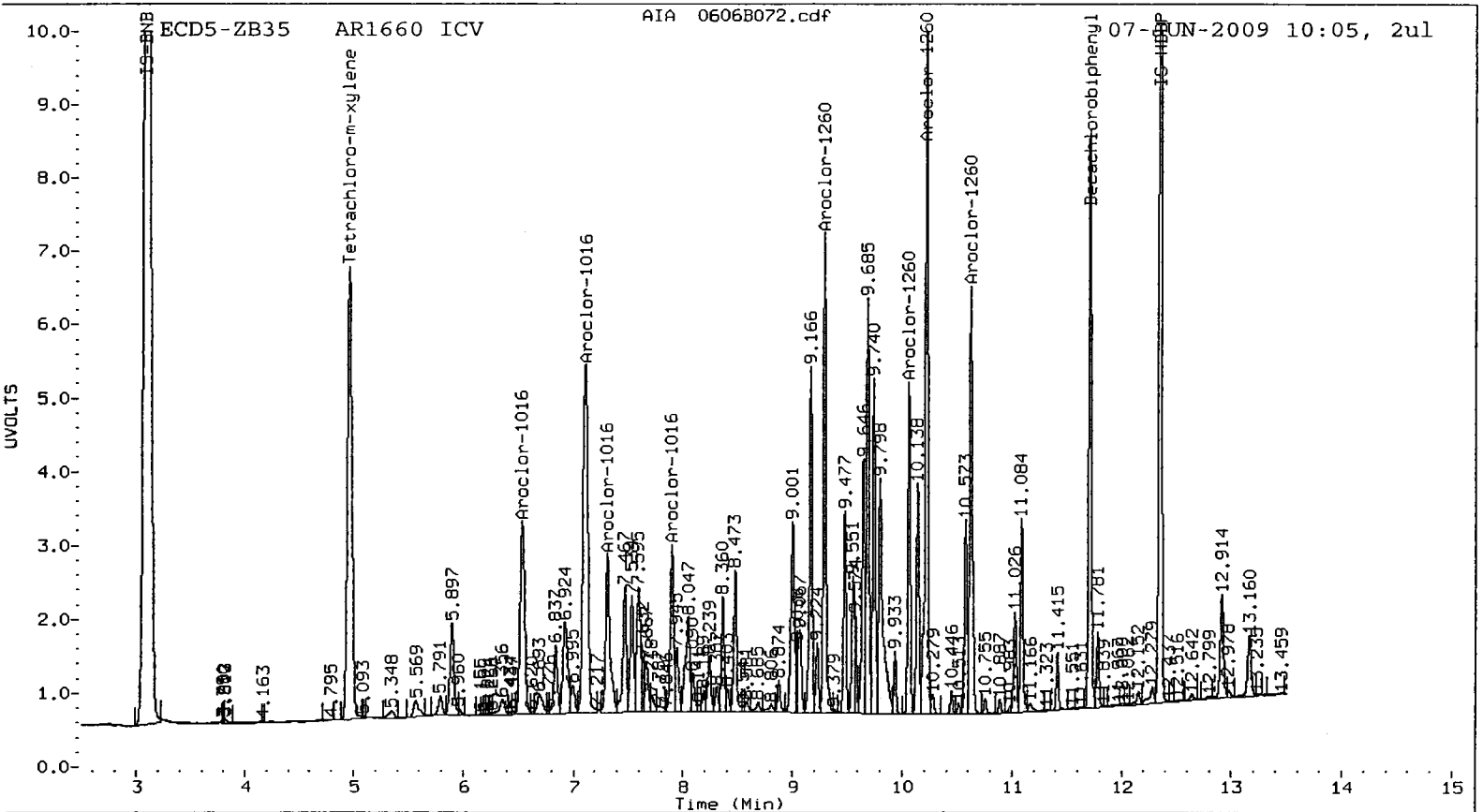
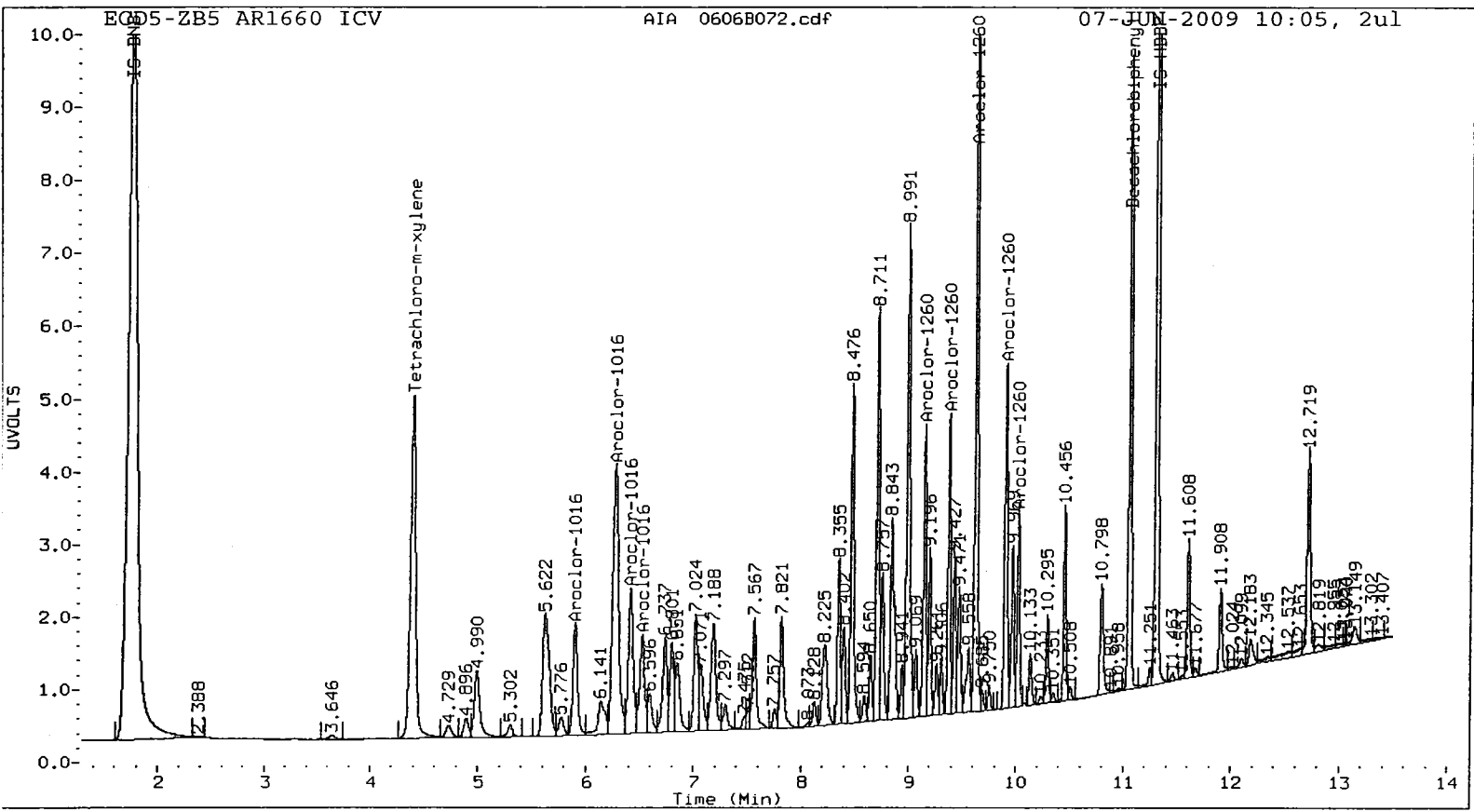
✓

Total PCB Area Col1 (4.494 - 10.960) = 109259480 Col1 Total PCB = 0.5 ppm*

Total PCB Area Col2 (5.067 - 11.608) = 103565397 Col2 Total PCB = 0.5 ppm*

* Quantitated against AR1660 0.25ppm in Ical





Analytical Resources Inc.
Dual Column PCB Quantitation Report

Data file 1: 20090606.B/ical-1.b/0606B073.d
Data file 2: 20090606.B/ical-2.b/0606B073.d
Method: /chem2/ecd5.i/20090606.B/PCB1.m
Compound Sublist: AR1242
Instrument, Inj. Vol.: ecd5.i, 2ul
Quant Method: Internal Std

ARI ID: AR1242
Client ID:
Injection Date: 07-JUN-2009 10:22
Report Date: 06/08/2009 11:31
Matrix: SOIL
Dilution Factor: 1.000

RT	ZB5 Col Shift Response	ZB35 Col Shift Response	RT	ZB5 on col	ZB35 on col	RPD	Compound/Flag
4.394	0.001 9218423	-0.001 9879550	4.966	23.3	23.0	1.7	Tetrachloro-m-xylene
11.059	-0.001 7742000	0.000 6878210	11.708	21.5	20.9	2.8	Decachlorobiphenyl

- * Indicates RPD > 40%
- 4 Indicates Column 1 peak was manually integrated
- √ Indicates Column 2 peak was manually integrated

SURROGATE PERCENT RECOVERY

SURROGATE	Col1	Col2
Tetrachloro-m-xylene	58.4	57.4
Decachlorobiphenyl	53.7	52.2

J 06/08/09

INTERNAL STANDARD SUMMARY

Standard Cpnd	Column 1		%D
	Standard Area*	Sample Area	
Bromo-Nitrobenzene	30034732	30167469	0.4
Hexabromobiphenyl	12924817	13147198	1.7

Standard Cpnd	Column 2		%D
	Standard Area*	Sample Area	
Bromo-Nitrobenzene	33277512	33295484	0.1
Hexabromobiphenyl	11348053	11411072	0.6

* Standard Areas taken from Initial Cal Level 3
Initial Calibration Date: 07-JUN-2009
<- Indicates standard response outside Limits (-50 to +100%)

ZB5 Col						ZB35 Col					
Aroclor	Peak#	RT	Shift	Area	Amount	Peak#	RT	Shift	Area	Amount	
Aroclor-1242	1	5.902	0.000	2218845	250.0	1	6.534	0.000	3604311	250.0	
Aroclor-1242	2	6.276	0.000	7073298	250.0	2	7.113	0.000	7400611	250.0	
Aroclor-1242	3	6.419	0.000	3082148	250.0	3	7.310	0.000	2823831	250.0	
Aroclor-1242	4	7.511	0.000	2433882	250.0	4	8.188	0.000	1285226	250.0	
Total Col1Ave (4 peaks):				250.0		Total Col2Ave (4 peaks):				250.0	RPD = 0
Corrected Ave (3 peaks):				250.0		Corrected Ave (3 peaks):				250.0	RPD = 0

✓

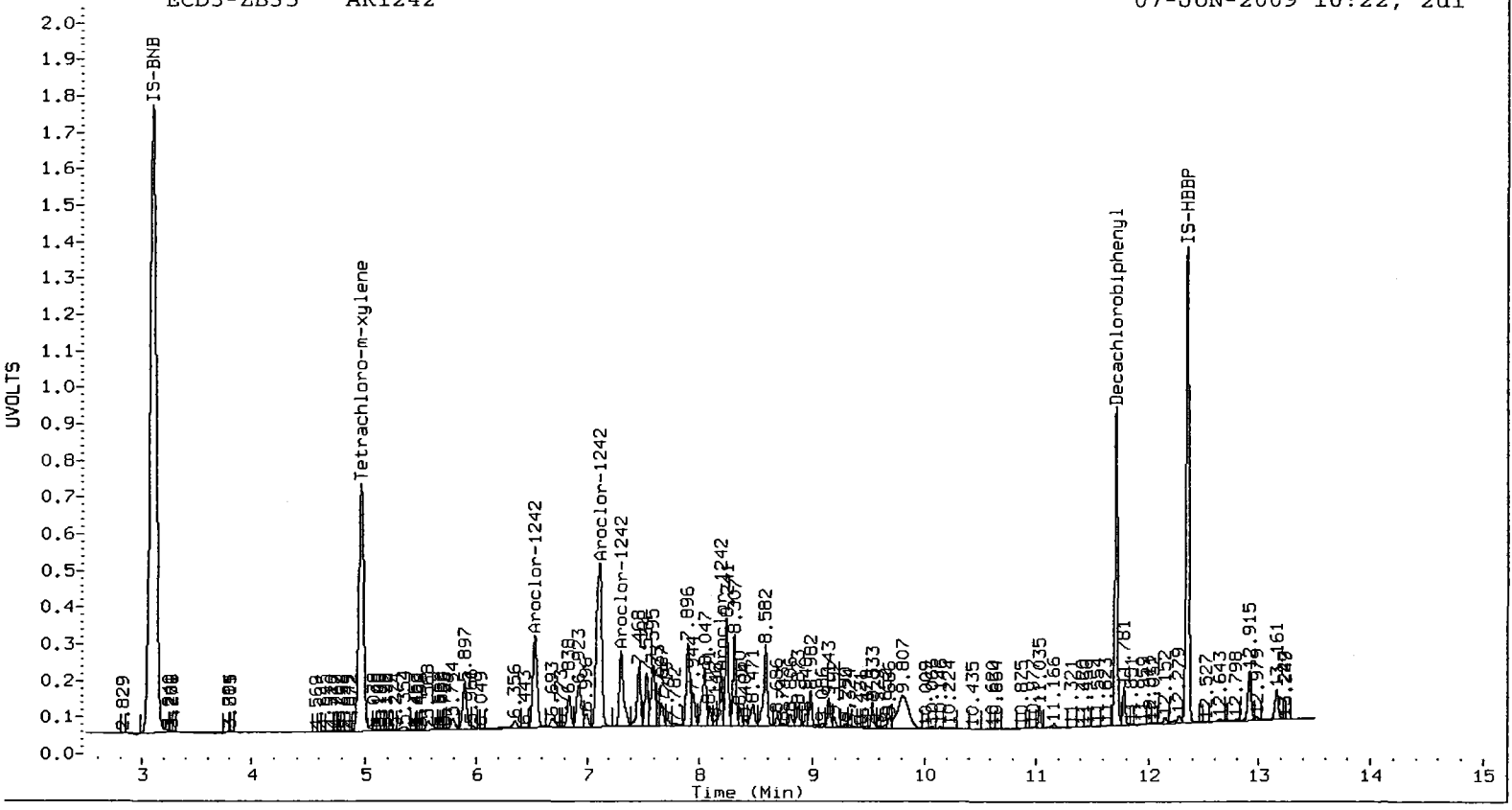
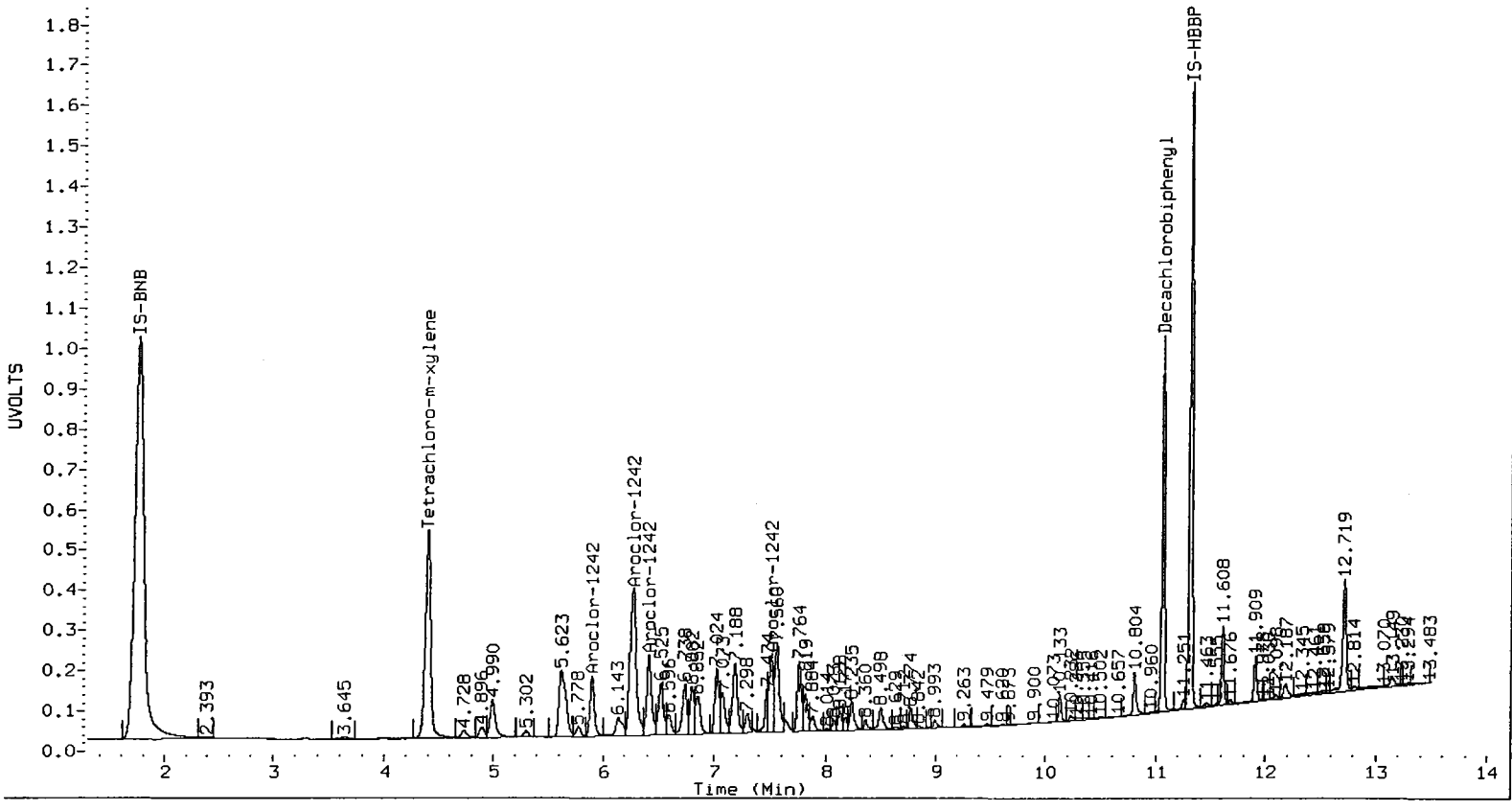
✓

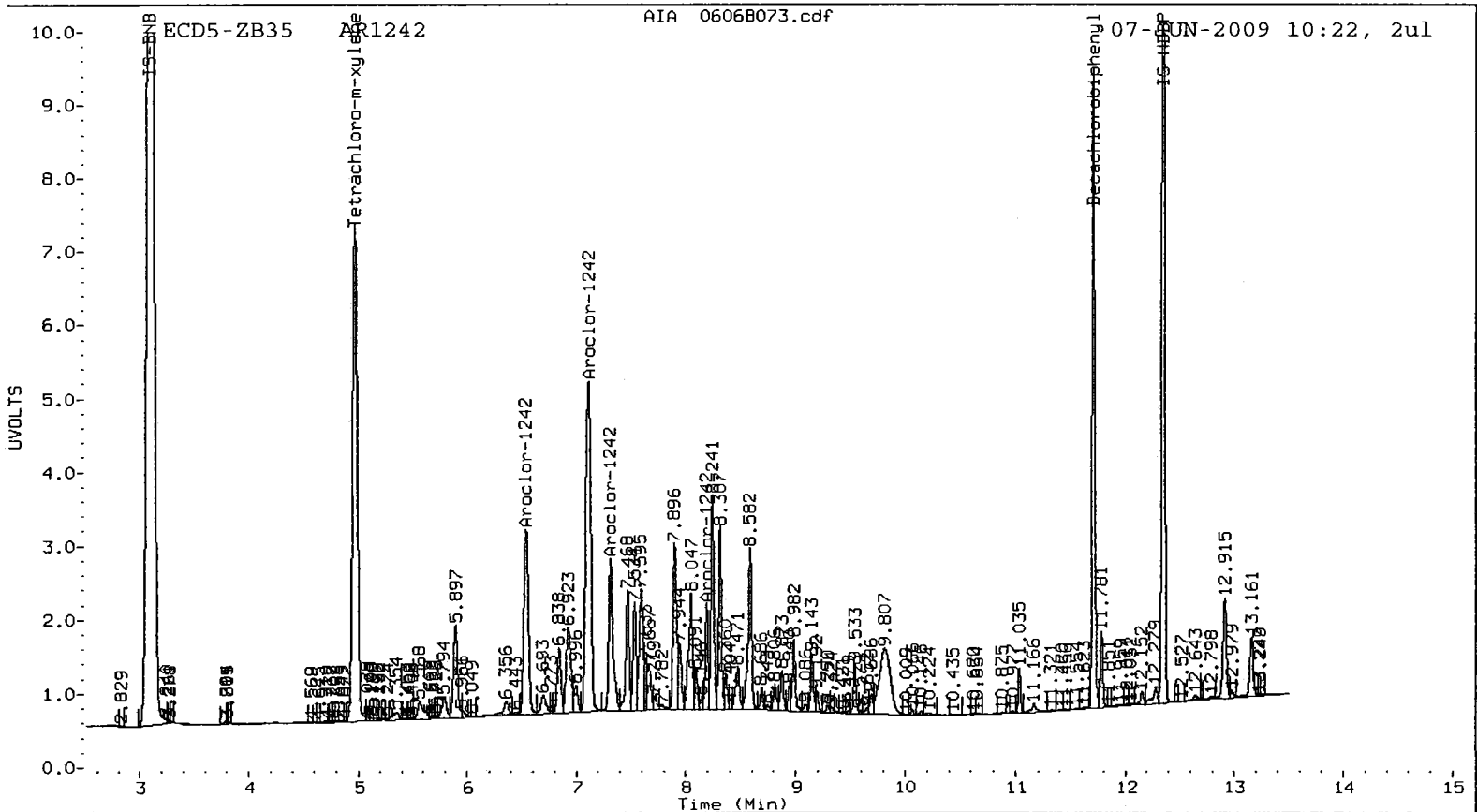
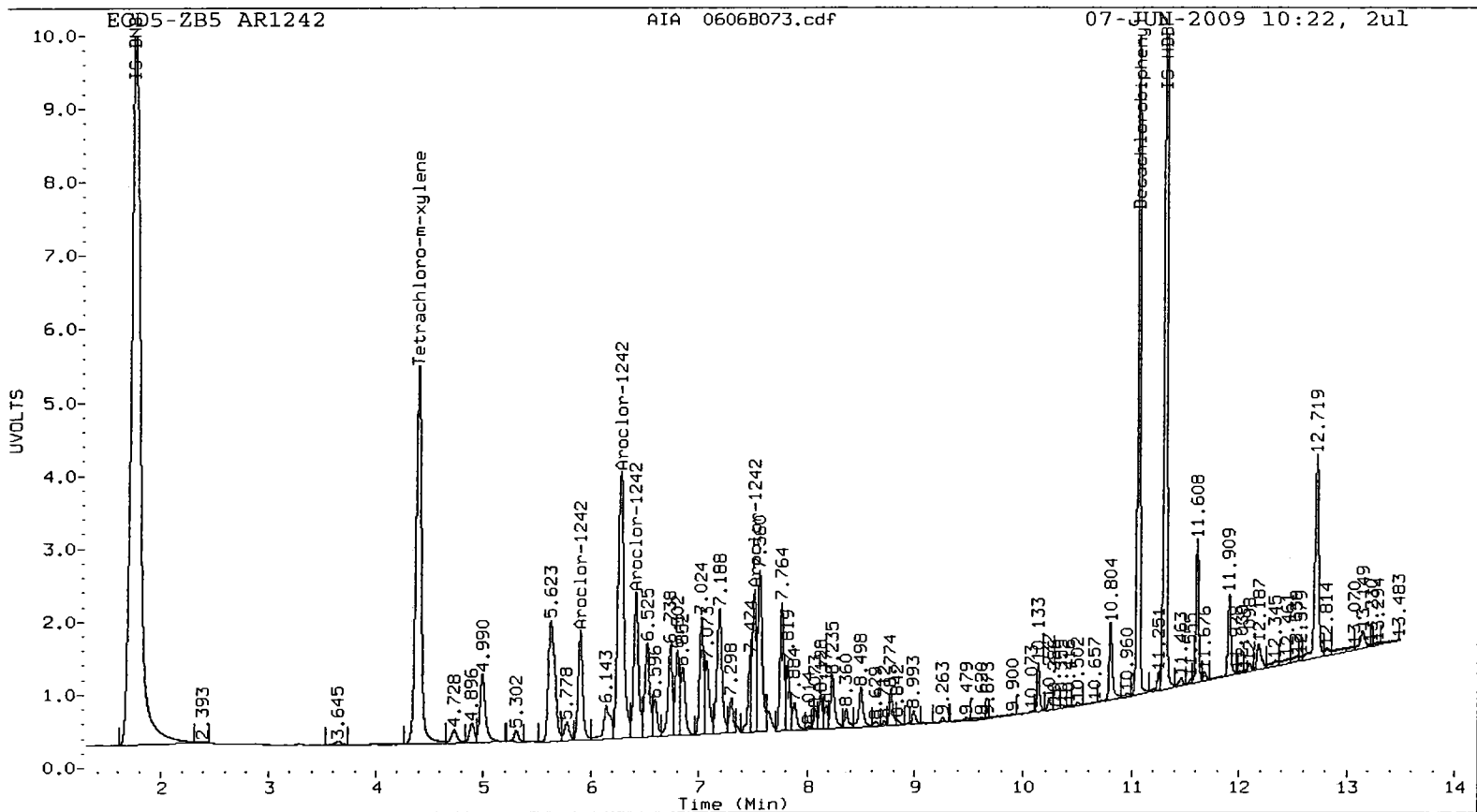
Total PCB Area Col1 (4.494 - 10.960) = 51422514 Col1 Total PCB = 0.2 ppm*

Total PCB Area Col2 (5.067 - 11.608) = 52889349 Col2 Total PCB = 0.3 ppm*

* Quantitated against AR1660 0.25ppm in Ical

PCB-Form 10 Mod.





Analytical Resources Inc.
Dual Column PCB Quantitation Report

Data file 1: 20090606.B/ical-1.b/0606B074.d
Data file 2: 20090606.B/ical-2.b/0606B074.d
Method: /chem2/ecd5.i/20090606.B/PCB1.m
Compound Sublist: AR1248
Instrument, Inj. Vol.: ecd5.i, 2ul
Quant Method: Internal Std

ARI ID: AR1248
Client ID:
Injection Date: 07-JUN-2009 10:39
Report Date: 06/08/2009 11:31
Matrix: SOIL
Dilution Factor: 1.000

RT	ZB5 Col Shift Response	ZB35 Col Shift Response	RT	ZB5 on col	ZB35 on col	RPD	Compound/Flag
4.395	0.001 9329674	0.001 10376371	4.969	23.5	23.9	1.6	Tetrachloro-m-xylene
11.059	-0.001 7929996	0.000 7099260	11.707	21.9	21.5	1.9	Decachlorobiphenyl

- * Indicates RPD > 40%
- M Indicates Column 1 peak was manually integrated
- N Indicates Column 2 peak was manually integrated

SURROGATE PERCENT RECOVERY

SURROGATE	Col1	Col2
Tetrachloro-m-xylene	58.8	59.8
Decachlorobiphenyl	54.8	53.8

R 06/08/09

INTERNAL STANDARD SUMMARY

Standard Cpnd	Column 1		%D
	Standard Area*	Sample Area	
Bromo-Nitrobenzene	30034732	30307679	0.9
Hexabromobiphenyl	12924817	13195695	2.1

Standard Cpnd	Column 2		%D
	Standard Area*	Sample Area	
Bromo-Nitrobenzene	33277512	33578987	0.9
Hexabromobiphenyl	11348053	11440312	0.8

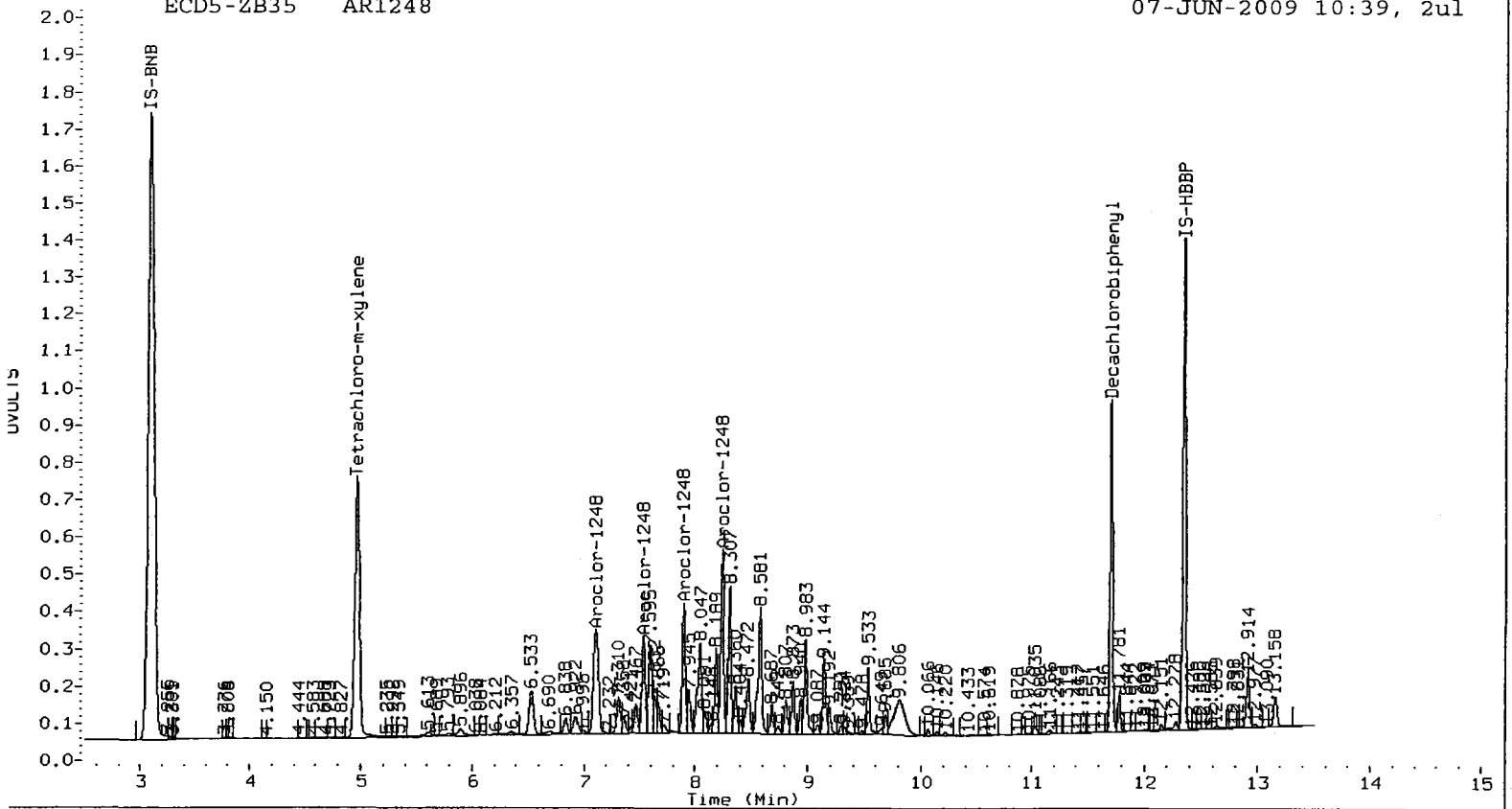
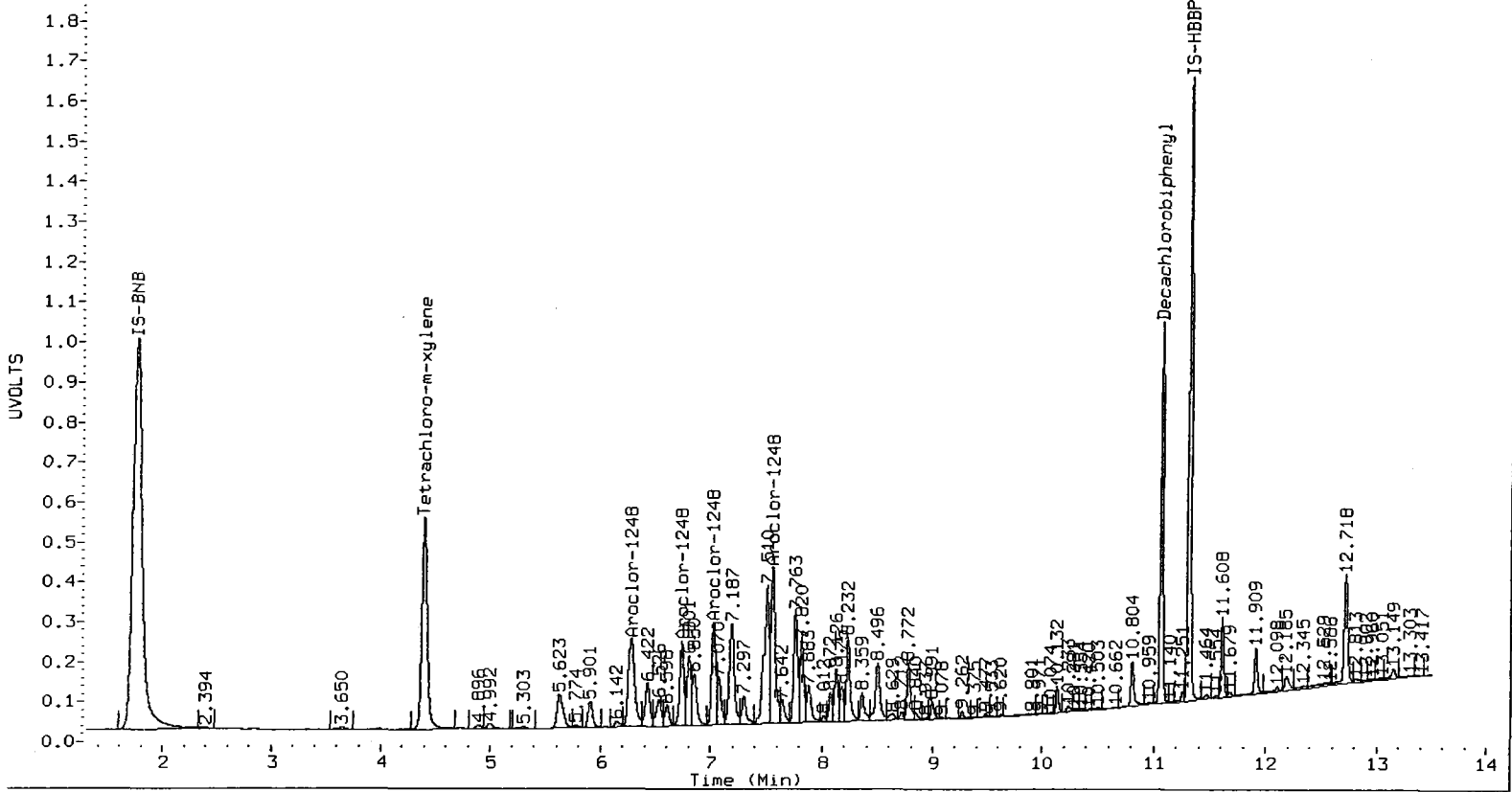
- * Standard Areas taken from Initial Cal Level 3
Initial Calibration Date: 07-JUN-2009
- <- Indicates standard response outside Limits (-50 to +100%)

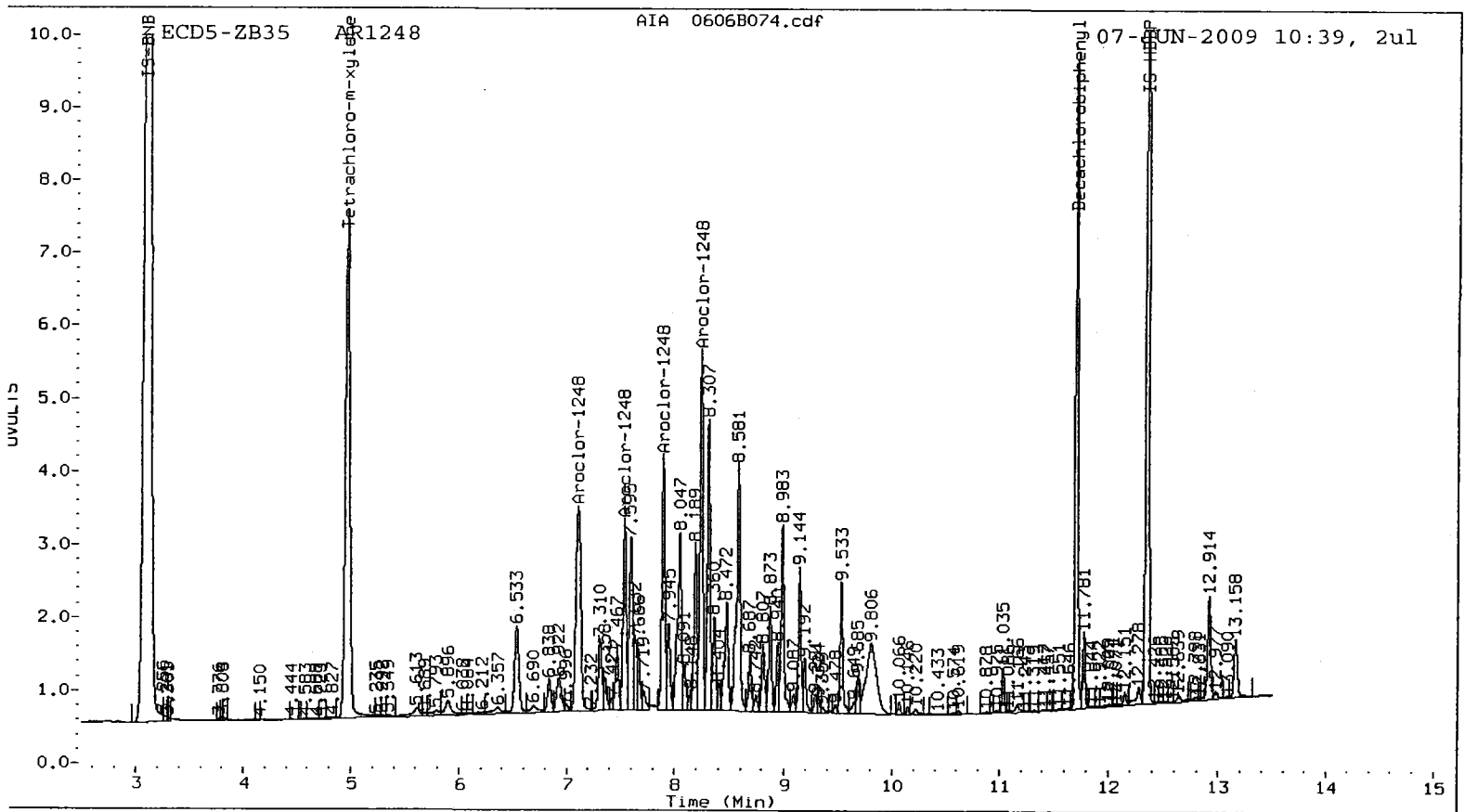
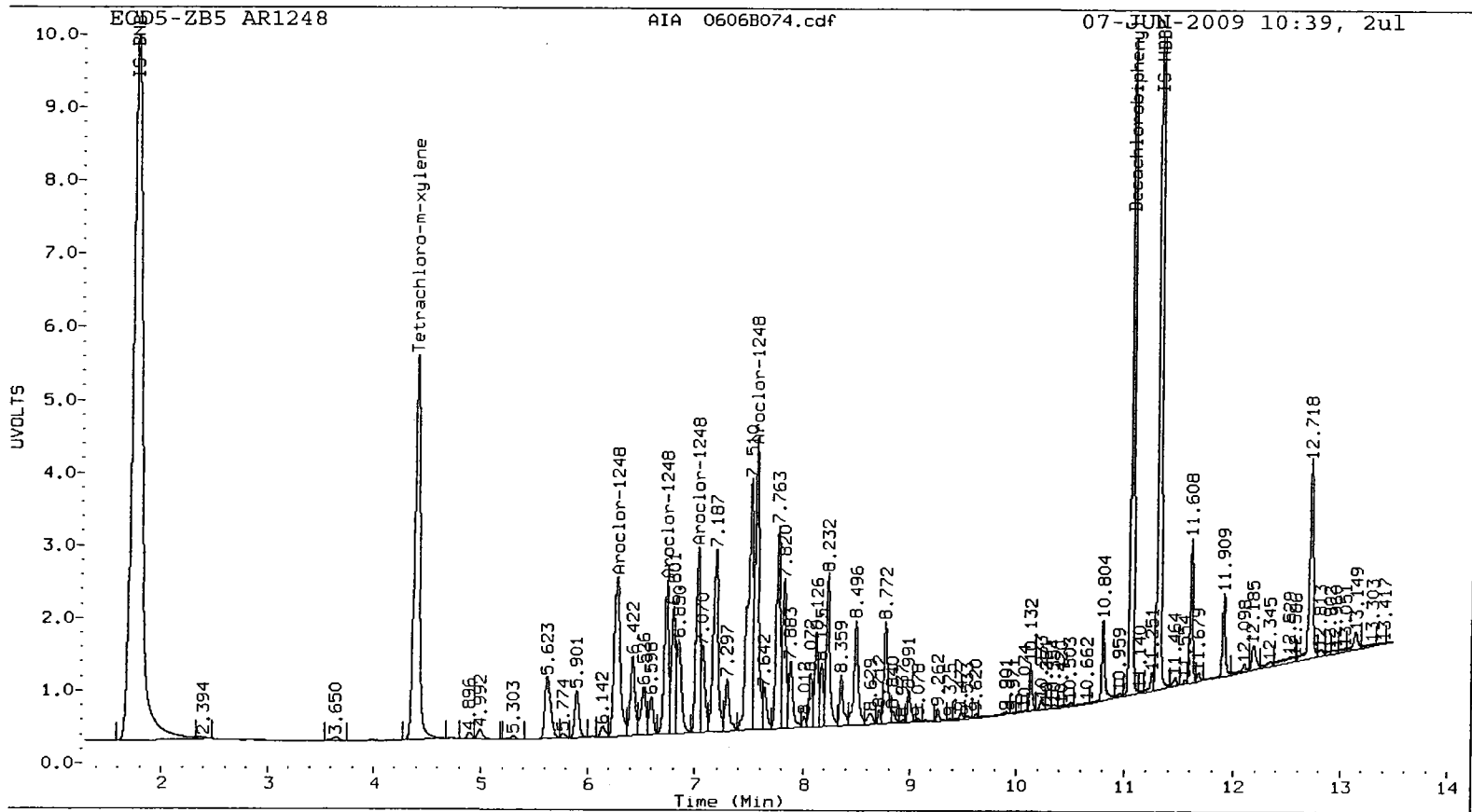
ZB5 Col						ZB35 Col				
Aroclor	Peak#	RT	Shift	Area	Amount	Peak#	RT	Shift	Area	Amount
Aroclor-1248	1	6.273	0.000	4380440	250.0	1	7.107	0.000	4681496	250.0
Aroclor-1248	2	6.736	0.000	2866037	250.0	2	7.534	0.000	2693731	250.0
Aroclor-1248	3	7.024	0.000	3348118	250.0	3	7.896	0.000	3515330	250.0
Aroclor-1248	4	7.561	0.000	5361906	250.0	4	8.242	0.000	4567332	250.0
Total Col1Ave (4 peaks):				250.0		Total Col2Ave (4 peaks):				250.0 RPD = 0
Corrected Ave (3 peaks):				250.0		Corrected Ave (3 peaks):				250.0 RPD = 0

Total PCB Area Col1 (4.494 - 10.960) = 61461258 Col1 Total PCB = 0.3 ppm*

Total PCB Area Col2 (5.067 - 11.608) = 61653792 Col2 Total PCB = 0.3 ppm*

* Quantitated against AR1660 0.25ppm in Ical





Analytical Resources Inc.
Dual Column PCB Quantitation Report

Data file 1: 20090606.B/ical-1.b/0606B075.d
Data file 2: 20090606.B/ical-2.b/0606B075.d
Method: /chem2/ecd5.i/20090606.B/PCB1.m
Compound Sublist: AR1254
Instrument, Inj. Vol.: ecd5.i, 2ul
Quant Method: Internal Std

ARI ID: AR1254
Client ID:
Injection Date: 07-JUN-2009 10:56
Report Date: 06/08/2009 11:31
Matrix: SOIL
Dilution Factor: 1.000

RT	ZB5 Col Shift	Response	RT	ZB35 Col Shift	Response	ZB5 on col	ZB35 on col	RPD	Compound/Flag
4.394	0.001	8363208	4.968	0.000	9156548	21.2	21.2	0.3	Tetrachloro-m-xylene
11.059	-0.001	7153046	11.707	0.000	6443509	19.7	19.4	1.7	Decachlorobiphenyl

- * Indicates RPD > 40%
- M Indicates Column 1 peak was manually integrated
- N Indicates Column 2 peak was manually integrated

SURROGATE PERCENT RECOVERY

SURROGATE	Col1	Col2
Tetrachloro-m-xylene	53.0	52.9
Decachlorobiphenyl	49.3	48.4

PR 06/08/09

INTERNAL STANDARD SUMMARY

Standard Cpnd	Column 1		%D
	Standard Area*	Sample Area	
Bromo-Nitrobenzene	30034732	30117529	0.3
Hexabromobiphenyl	12924817	13234814	2.4

Standard Cpnd	Column 2		%D
	Standard Area*	Sample Area	
Bromo-Nitrobenzene	33277512	33481987	0.6
Hexabromobiphenyl	11348053	11520226	1.5

- * Standard Areas taken from Initial Cal Level 3
Initial Calibration Date: 07-JUN-2009
- <- Indicates standard response outside Limits (-50 to +100%)

ZB5 Col

ZB35 Col

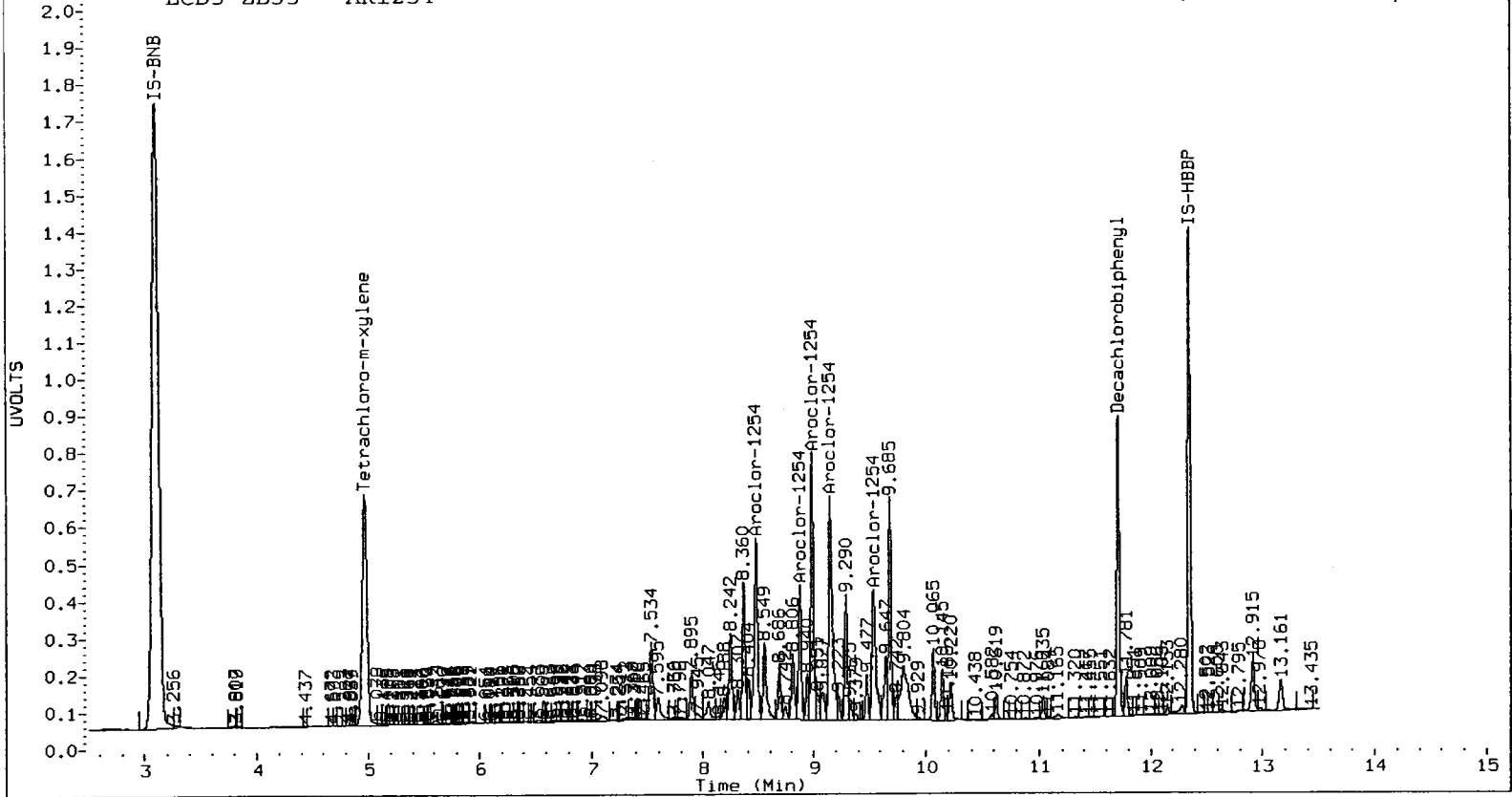
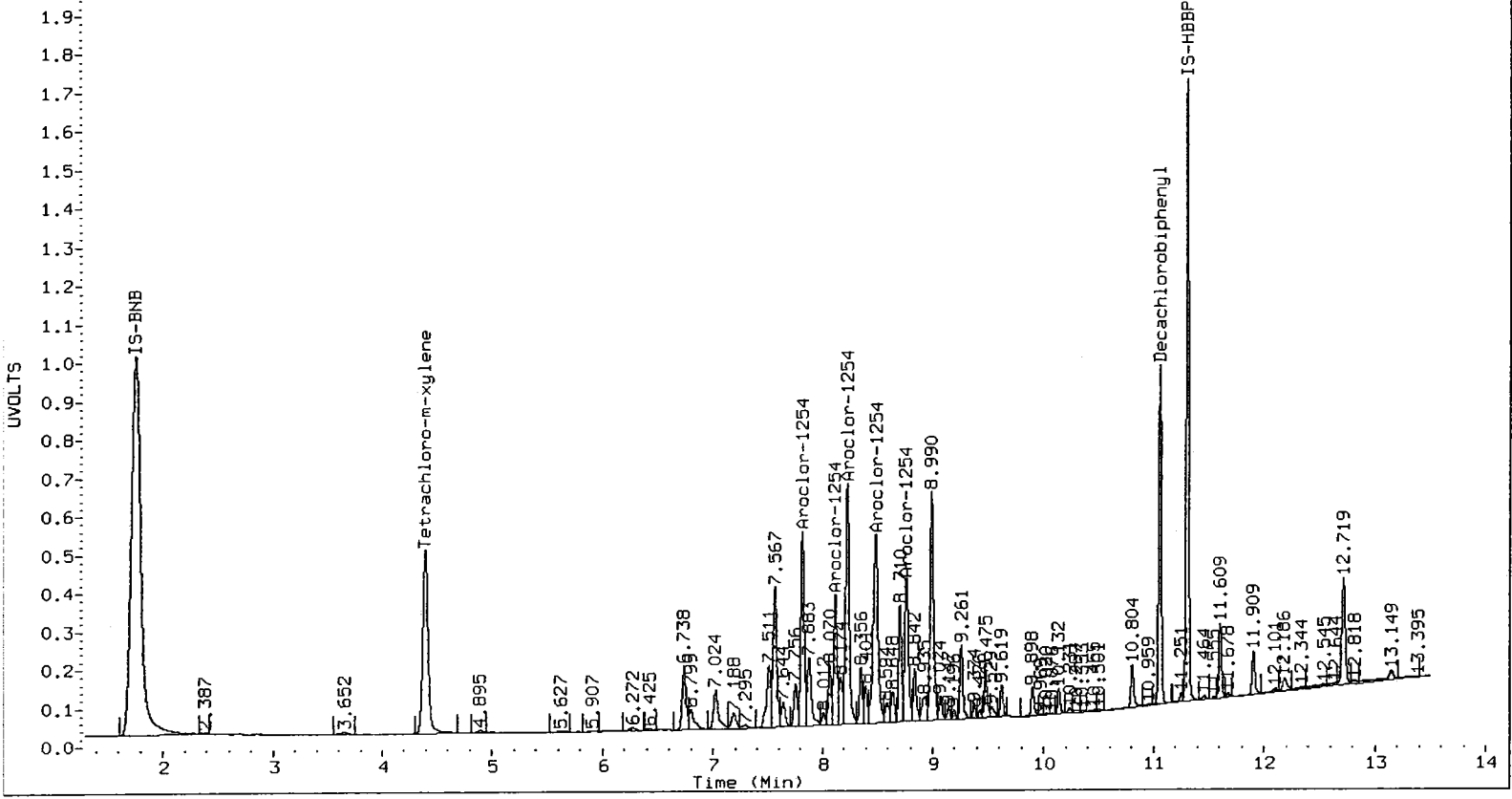
Aroclor	Peak#	RT	Shift	Area	Amount	Peak#	RT	Shift	Area	Amount
Aroclor-1254	1	7.820	0.000	5883612	250.0	1	8.472	0.000	4834390	250.0
Aroclor-1254	2	8.125	0.000	3792406	250.0	2	8.873	0.000	3174589	250.0
Aroclor-1254	3	8.230	0.000	7190571	250.0	3	8.984	0.000	6363858	250.0
Aroclor-1254	4	8.492	0.000	7547806	250.0	4	9.144	0.000	7376838	250.0
Aroclor-1254	5	8.765	0.000	4544825	250.0	5	9.535	0.000	4327718	250.0

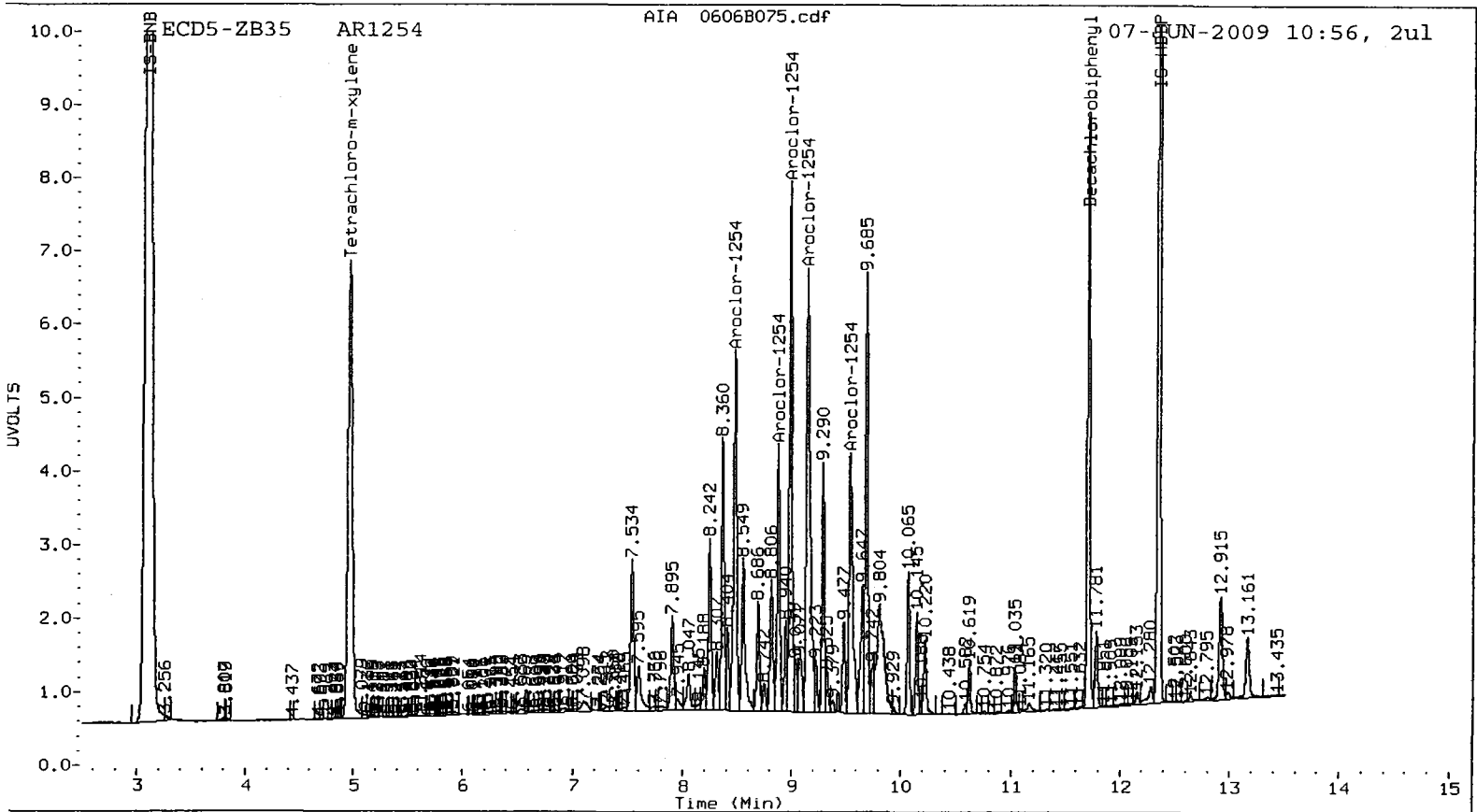
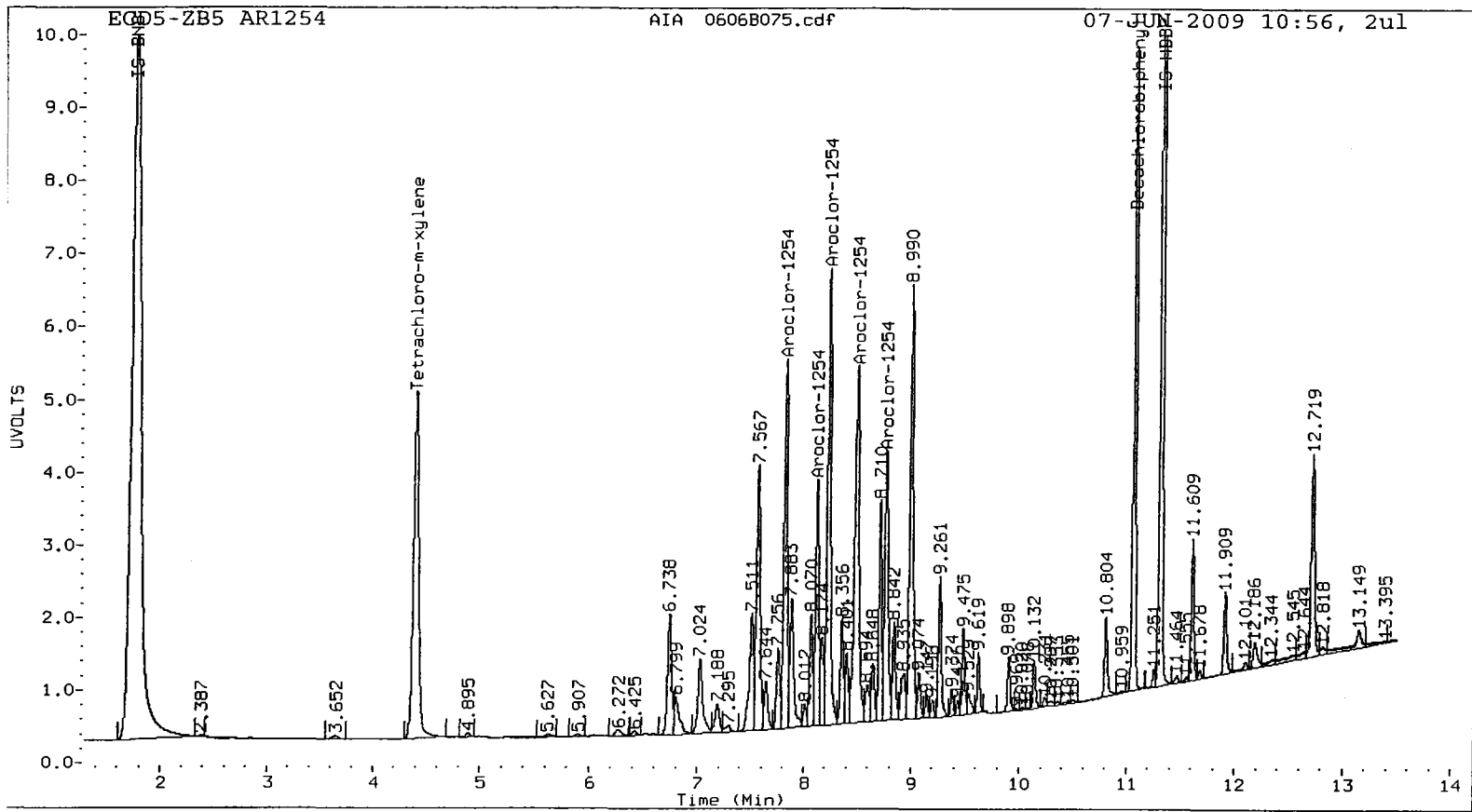
Total Col1Ave (5 peaks): 250.0 Total Col2Ave (5 peaks): 250.0 RPD = 0
 Corrected Ave (4 peaks): 250.0 Corrected Ave (4 peaks): 250.0 RPD = 0

Total PCB Area Col1 (4.494 - 10.960) = 72917486 Col1 Total PCB = 0.3 ppm*

Total PCB Area Col2 (5.067 - 11.608) = 69813151 Col2 Total PCB = 0.3 ppm*

* Quantitated against AR1660 0.25ppm in Ical





Analytical Resources Inc.
Dual Column PCB Quantitation Report

Data file 1: 20090606.B/ical-1.b/0606B076.d
Data file 2: 20090606.B/ical-2.b/0606B076.d
Method: /chem2/ecd5.i/20090606.B/PCB1.m
Compound Sublist: AR2162
Instrument, Inj. Vol.: ecd5.i, 2ul
Quant Method: Internal Std

ARI ID: AR2162
Client ID:
Injection Date: 07-JUN-2009 11:13
Report Date: 06/08/2009 11:32
Matrix: SOIL
Dilution Factor: 1.000

RT	ZB5 Col Shift Response	ZB35 Col Shift Response	RT	ZB5 on col	ZB35 on col	RPD	Compound/Flag
4.395	0.001 9611240	0.000 9601198	4.967	24.3	22.2	9.2	Tetrachloro-m-xylene
11.059	-0.001 7316875	0.000 6634665	11.707	20.4	20.2	1.1	Decachlorobiphenyl

- * Indicates RPD > 40%
- √ Indicates Column 1 peak was manually integrated
- √ Indicates Column 2 peak was manually integrated

SURROGATE PERCENT RECOVERY

SURROGATE	Col1	Col2
Tetrachloro-m-xylene	60.9	55.5
Decachlorobiphenyl	51.0	50.4

R 06/08/09

INTERNAL STANDARD SUMMARY

Standard Cpnd	Column 1		%D
	Standard Area*	Sample Area	
Bromo-Nitrobenzene	30034732	30155380	0.4
Hexabromobiphenyl	12924817	13091416	1.3

Standard Cpnd	Column 2		%D
	Standard Area*	Sample Area	
Bromo-Nitrobenzene	33277512	33453094	0.5
Hexabromobiphenyl	11348053	11405896	0.5

- * Standard Areas taken from Initial Cal Level 3
Initial Calibration Date: 07-JUN-2009
- <- Indicates standard response outside Limits (-50 to +100%)

ZB5 Col					ZB35 Col					
Aroclor	Peak#	RT	Shift	Area	Amount	Peak#	RT	Shift	Area	Amount
Aroclor-1221	1	4.732	0.000	4107000	250.0	1	5.566	0.000	4866296	250.0
Aroclor-1221	2	4.895	0.000	2618542	250.0	2	5.791	0.000	2897629	250.0
Aroclor-1221	3	4.990	0.000	9878291	250.0	3	5.896	0.000	9579085	250.0
Aroclor-1221	NS	---			----	4	7.310	0.000	1515912	250.0
Total CollAve (3 peaks):				250.0	Total Col2Ave (4 peaks):				250.0	RPD = 0
Corrected Ave: < 3 Peaks					Corrected Ave (3 peaks):				250.0	

Aroclor-1262	1	9.373	0.000	7041229	250.0	1	10.058	0.000	7217695	250.0
Aroclor-1262	2	9.619	0.000	16682932	250.0	2	10.218	0.000	17260943	250.0
Aroclor-1262	3	9.969	0.000	7133967	250.0	3	10.571	0.000	7224562	250.0
Aroclor-1262	4	10.020	0.000	7528085	250.0	4	10.619	0.000	10514841	250.0
Aroclor-1262	5	10.456	0.000	6106465	250.0	5	11.083	0.000	5818838	250.0
Total CollAve (5 peaks):				250.0	Total Col2Ave (5 peaks):				250.0	RPD = 0
Corrected Ave (4 peaks):				250.0	Corrected Ave (4 peaks):				250.0	RPD = 0

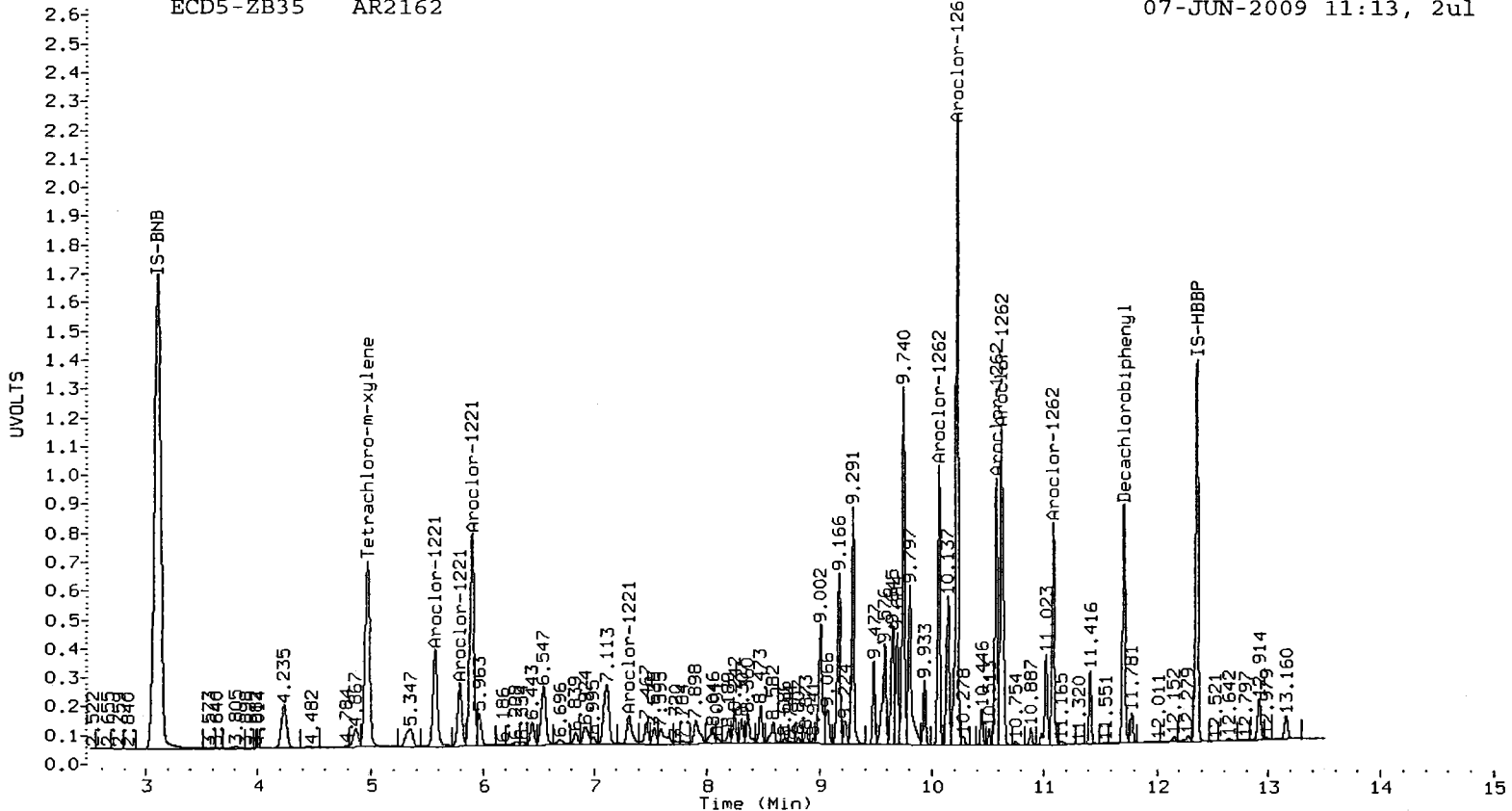
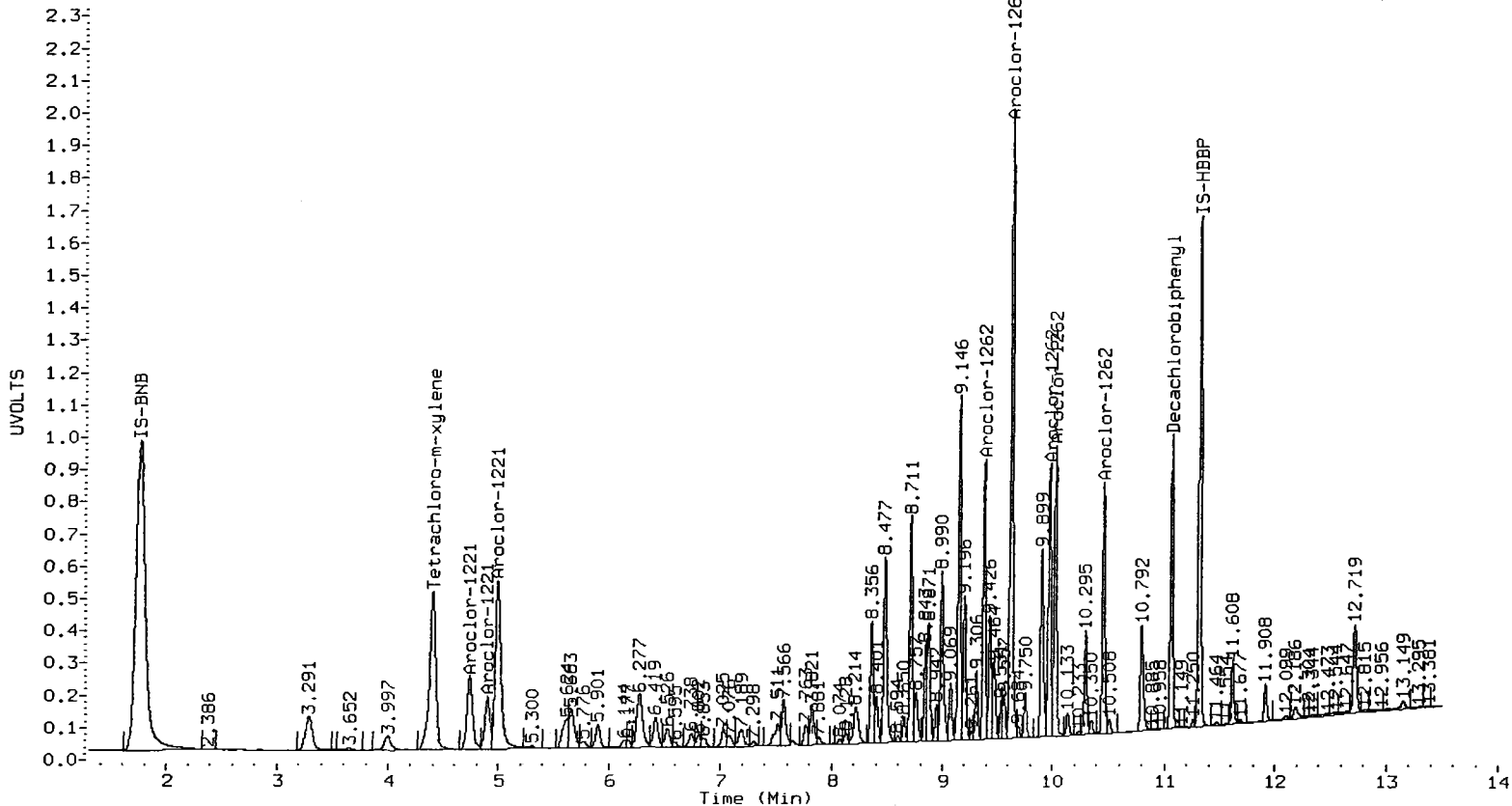
✓

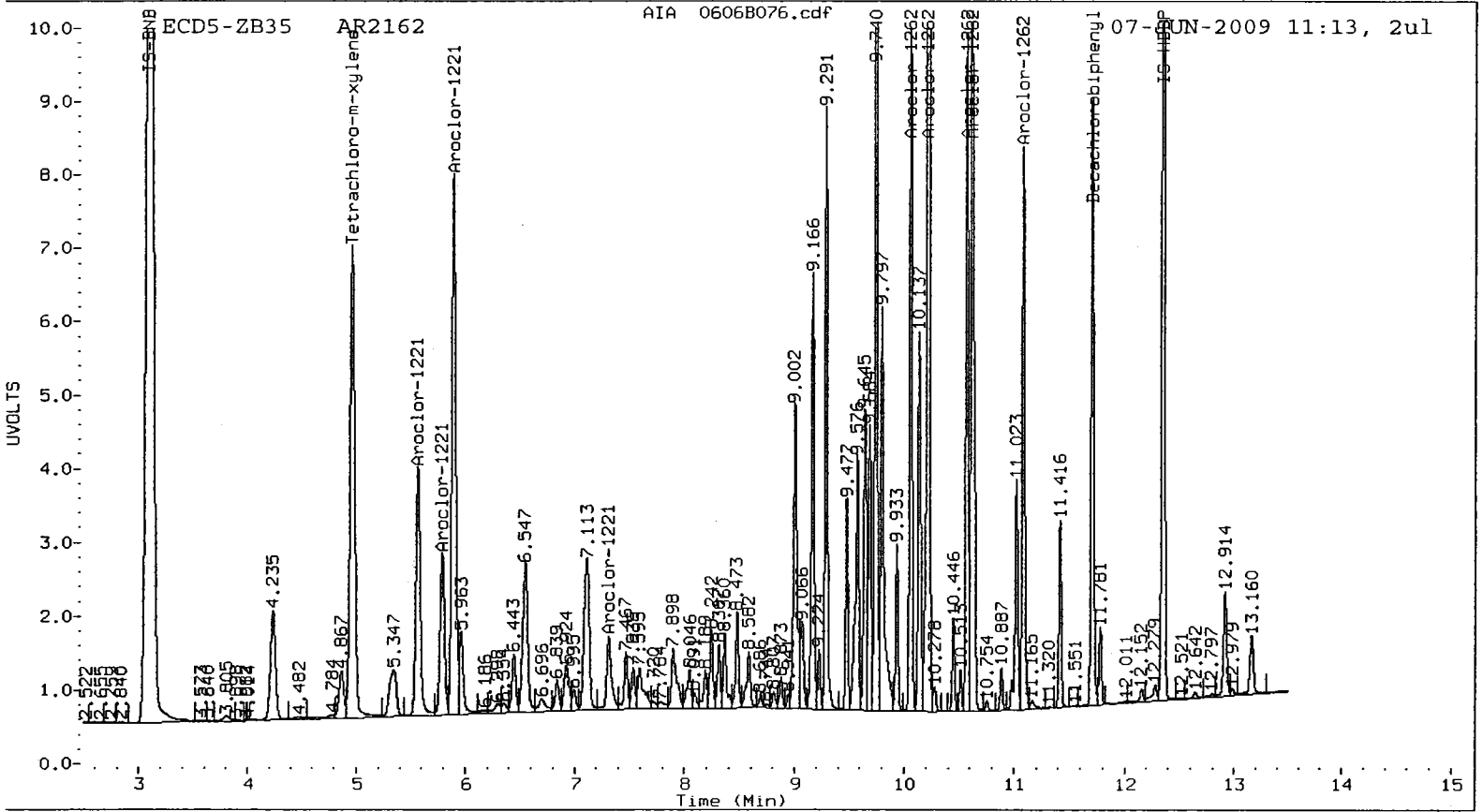
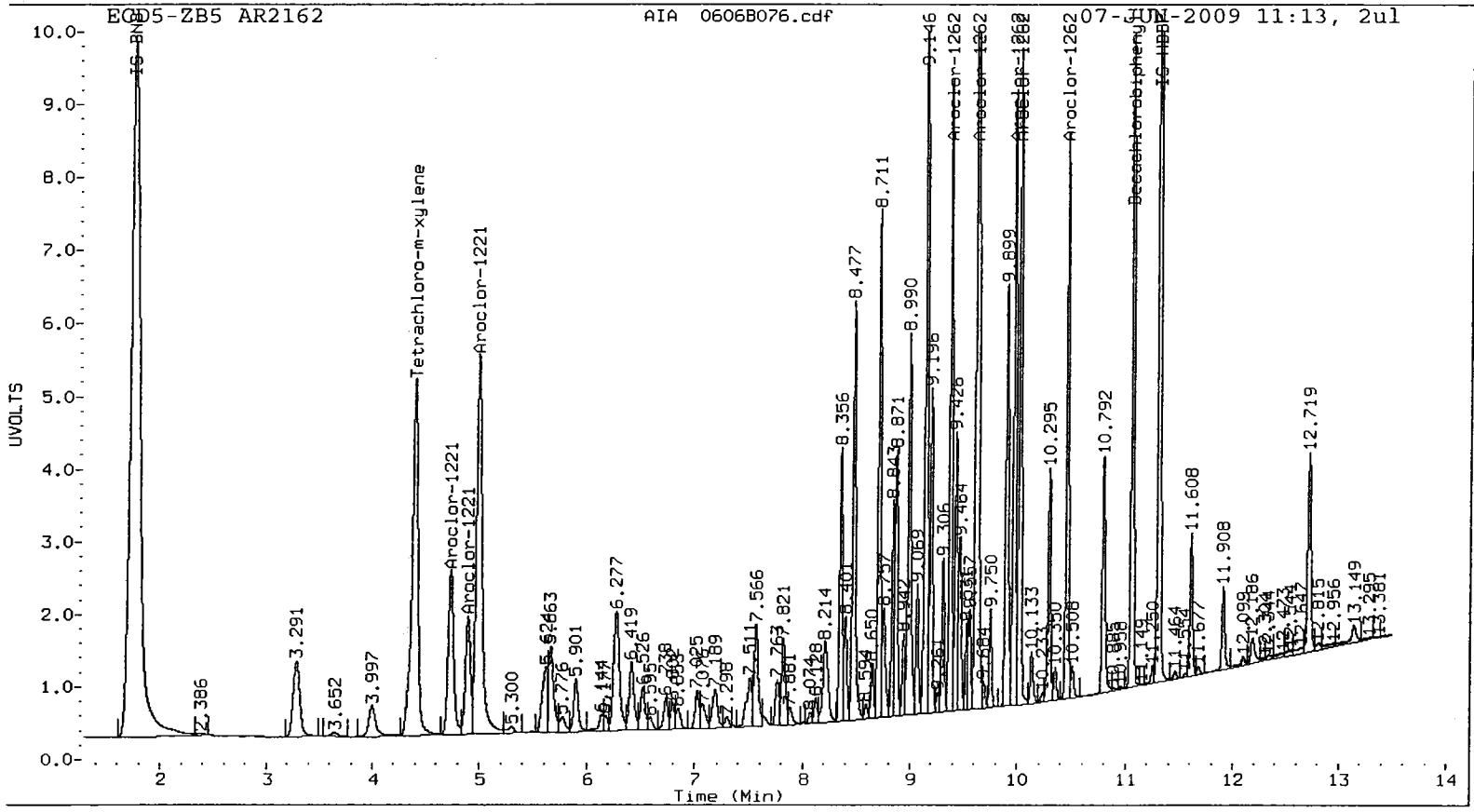
✓

Total PCB Area Coll1 (4.494 - 10.960) = 155007359 Coll1 Total PCB = 0.7 ppm*

Total PCB Area Col2 (5.067 - 11.608) = 152601495 Col2 Total PCB = 0.7 ppm*

* Quantitated against AR1660 0.25ppm in Ical





Analytical Resources Inc.
Dual Column PCB Quantitation Report

Data file 1: 20090606.B/ical-1.b/0606B077.d
Data file 2: 20090606.B/ical-2.b/0606B077.d
Method: /chem2/ecd5.i/20090606.B/PCB1.m
Compound Sublist: AR3268
Instrument, Inj. Vol.: ecd5.i, 2ul
Quant Method: Internal Std

ARI ID: AR3268
Client ID:
Injection Date: 07-JUN-2009 11:30
Report Date: 06/08/2009 11:32
Matrix: SOIL
Dilution Factor: 1.000

RT	ZB5 Col Shift Response	ZB35 Col Shift Response	ZB5 on col	ZB35 on col	RPD	Compound/Flag
4.394	0.000 8880991	4.967 0.000 9242570	22.0	21.0	5.0	Tetrachloro-m-xylene
11.060	0.000 12131467	11.708 0.000 10915159	33.1	32.6	1.6	Decachlorobiphenyl

* Indicates RPD > 40%
M Indicates Column 1 peak was manually integrated
N Indicates Column 2 peak was manually integrated

SURROGATE PERCENT RECOVERY

SURROGATE	Col1	Col2
Tetrachloro-m-xylene	55.1	52.4
Decachlorobiphenyl	82.8	81.5

MR 06/08/09

INTERNAL STANDARD SUMMARY

Standard Cpnd	Column 1		%D
	Standard Area*	Sample Area	
Bromo-Nitrobenzene	30034732	30793809	2.5
Hexabromobiphenyl	12924817	13362803	3.4

Standard Cpnd	Column 2		%D
	Standard Area*	Sample Area	
Bromo-Nitrobenzene	33277512	34110441	2.5
Hexabromobiphenyl	11348053	11603540	2.3

* Standard Areas taken from Initial Cal Level 3
Initial Calibration Date: 07-JUN-2009
-< Indicates standard response outside Limits (-50 to +100%)

ZB5 Col

ZB35 Col

Aroclor	Peak#	RT	Shift	Area	Amount	Peak#	RT	Shift	Area	Amount
Aroclor-1232	1	4.992	0.000	3437777	250.0	1	5.896	0.000	3180127	250.0
Aroclor-1232	2	5.902	0.000	1666162	250.0	2	6.535	0.000	2910885	250.0
Aroclor-1232	3	6.276	0.000	5336337	250.0	3	7.114	0.000	5609492	250.0
Aroclor-1232	4	6.420	0.000	2299095	250.0	4	7.310	0.000	2209478	250.0
Total Col1Ave (4 peaks):				250.0		Total Col2Ave (4 peaks):				250.0 RPD = 0
Corrected Ave (3 peaks):				250.0		Corrected Ave (3 peaks):				250.0 RPD = 0

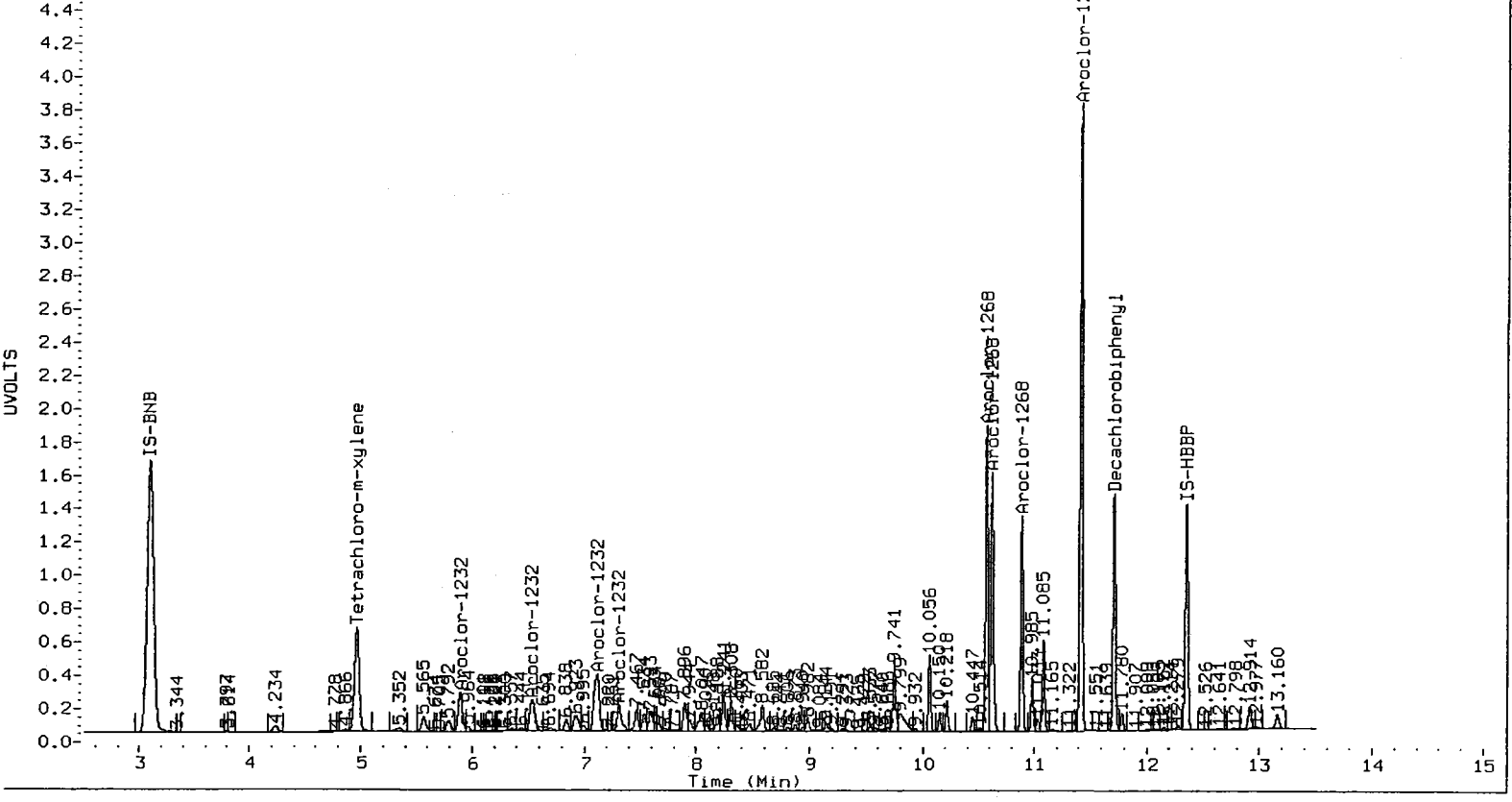
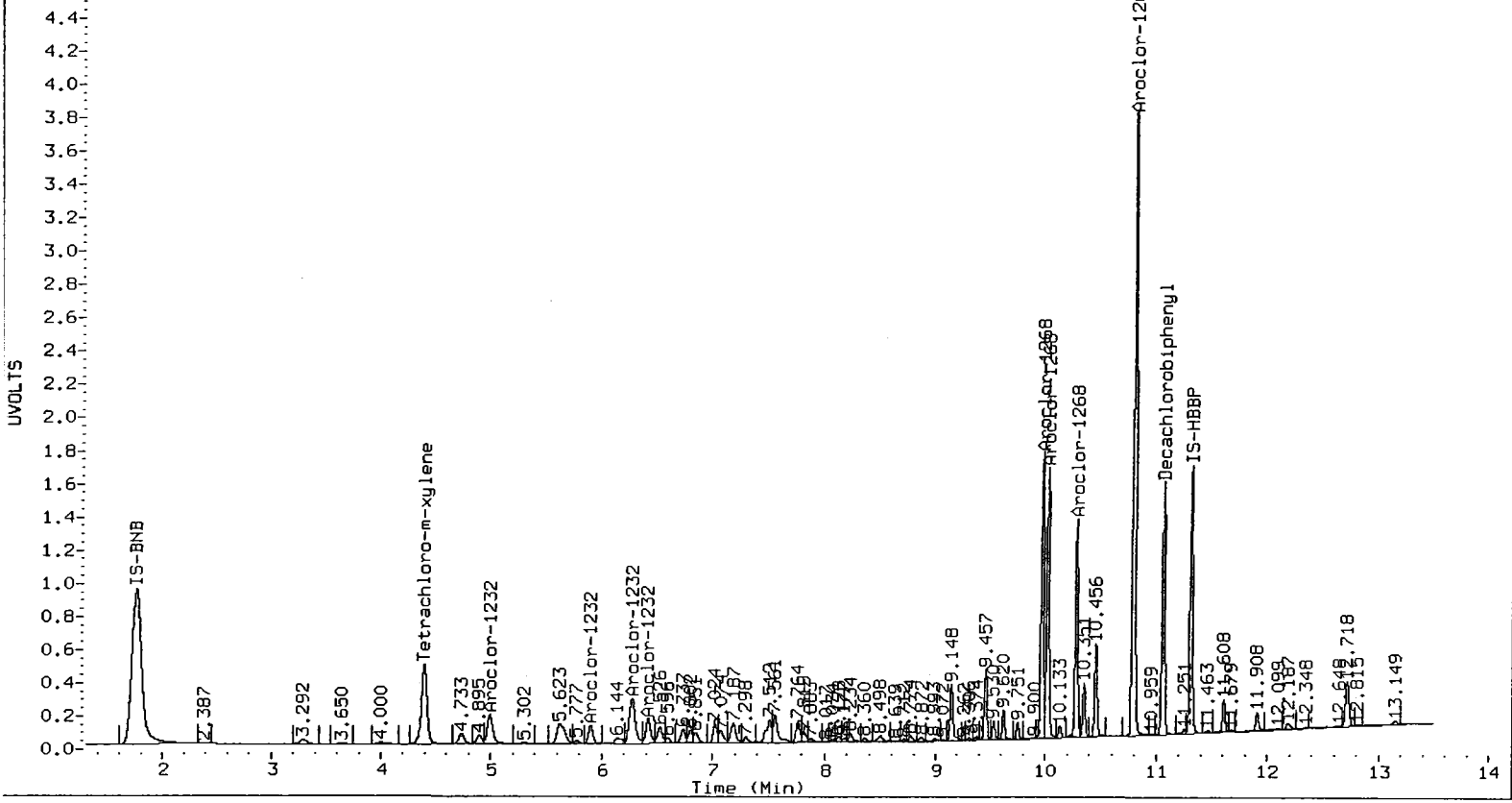
Aroclor-1268	1	9.970	0.000	14112716	250.0	1	10.572	0.000	13472218	250.0
Aroclor-1268	2	10.019	0.000	13326131	250.0	2	10.618	0.000	12351776	250.0
Aroclor-1268	3	10.280	0.000	10665427	250.0	3	10.888	0.000	9568002	250.0
Aroclor-1268	4	10.791	0.000	30498213	250.0	4	11.416	0.000	27926034	250.0
Total Col1Ave (4 peaks):				250.0		Total Col2Ave (4 peaks):				250.0 RPD = 0
Corrected Ave (3 peaks):				250.0		Corrected Ave (3 peaks):				250.0 RPD = 0

✓

Total PCB Area Col1 (4.494 - 10.960) = 127739359 Col1 Total PCB = 0.6 ppm*

Total PCB Area Col2 (5.067 - 11.608) = 125016784 Col2 Total PCB = 0.6 ppm*

* Quantitated against AR1660 0.25ppm in Ical



7F
PCB CALIBRATION VERIFICATION SUMMARY

Lab Name: ANALYTICAL RESOURCES, INC

Client: ENVIRO SCI CORP

ARI Job No.: PB44

Project: JELD-WEN NORD DOOR

GC Column: ZB5

Intrument: ECD5

Init. Calib. Date: 06/07/09

Date Analyzed :06/13/09

Lab Standard ID: AR1248

Time Analyzed :2319

COMPOUND/PEAK NO.	RT	RT WINDOW		CALC AMOUNT (ng)	NOM AMOUNT (ng)	%D
		FROM	TO			
=====	=====	=====	=====	=====	=====	=====
Aroclor-1248-1	6.27	6.17	6.37	255.2	250.0	2.1
Aroclor-1248-2	6.74	6.64	6.84	257.6	250.0	3.0
Aroclor-1248-3	7.02	6.92	7.12	256.8	250.0	2.7
Aroclor-1248-4	7.56	7.46	7.66	249.1	250.0	-0.3

AVERAGE %D = 2.0

FORM VII PCB

PB44 : 01061

7F
PCB CALIBRATION VERIFICATION SUMMARY

Lab Name: ANALYTICAL RESOURCES, INC

Client: ENVIRO SCI CORP

ARI Job No.: PB44

Project: JELD-WEN NORD DOOR

GC Column: ZB35

Intrument: ECD5

Init. Calib. Date: 06/07/09

Date Analyzed :06/13/09

Lab Standard ID: AR1248

Time Analyzed :2319

COMPOUND/PEAK NO.	RT	RT WINDOW		CALC AMOUNT (ng)	NOM AMOUNT (ng)	%D
		FROM	TO			
=====	=====	=====	=====	=====	=====	=====
Aroclor-1248-1	7.11	7.00	7.20	257.2	250.0	2.9
Aroclor-1248-2	7.53	7.43	7.63	257.8	250.0	3.1
Aroclor-1248-3	7.89	7.79	7.99	257.1	250.0	2.8
Aroclor-1248-4	8.24	8.14	8.34	265.0	250.0	6.0

AVERAGE %D = 3.7

FORM VII PCB

PB44 : 01062

Analytical Resources Inc.
Dual Column PCB Quantitation Report

Data file 1: 20090606.B/0613-1.b/0613B042.d
Data file 2: 20090606.B/0613-2.b/0613B042.d
Method: /chem2/ecd5.i/20090606.B/PCB1.m
Compound Sublist: AR1248
Instrument, Inj. Vol.: ecd5.i, 2ul
Quant Method: Internal Std

ARI ID: AR1248
Client ID:
Injection Date: 13-JUN-2009 23:19
Report Date: 06/17/2009 12:25
Matrix: SOIL
Dilution Factor: 1.000

ZB5 Col			ZB35 Col			ZB5	ZB35	RPD	Compound/Flag
RT	Shift	Response	RT	Shift	Response	on col	on col		
4.394	-0.005	8929823	4.963	-0.004	9789343	24.1	23.5	2.5	Tetrachloro-m-xylene
11.059	-0.001	6199261	11.703	0.001	6495105	21.1	21.1	0.0	Decachlorobiphenyl

- * Indicates RPD > 40%
- M Indicates Column 1 peak was manually integrated
- N Indicates Column 2 peak was manually integrated

SURROGATE PERCENT RECOVERY

SURROGATE	Col1	Col2
Tetrachloro-m-xylene	60.2	58.7
Decachlorobiphenyl	52.8	52.8

Handwritten: 1206/17/09

INTERNAL STANDARD SUMMARY

Standard Cpnd	Column 1		%D
	Standard Area*	Sample Area	
Bromo-Nitrobenzene	30034732	28324441	-5.7
Hexabromobiphenyl	12924817	10699528	-17.2

Standard Cpnd	Column 2		%D
	Standard Area*	Sample Area	
Bromo-Nitrobenzene	33277512	32230318	-3.1
Hexabromobiphenyl	11348053	10652378	-6.1

- * Standard Areas taken from Initial Cal Level 3
Initial Calibration Date: 07-JUN-2009
- <- Indicates standard response outside Limits (-50 to +100%)

ZB5 Col

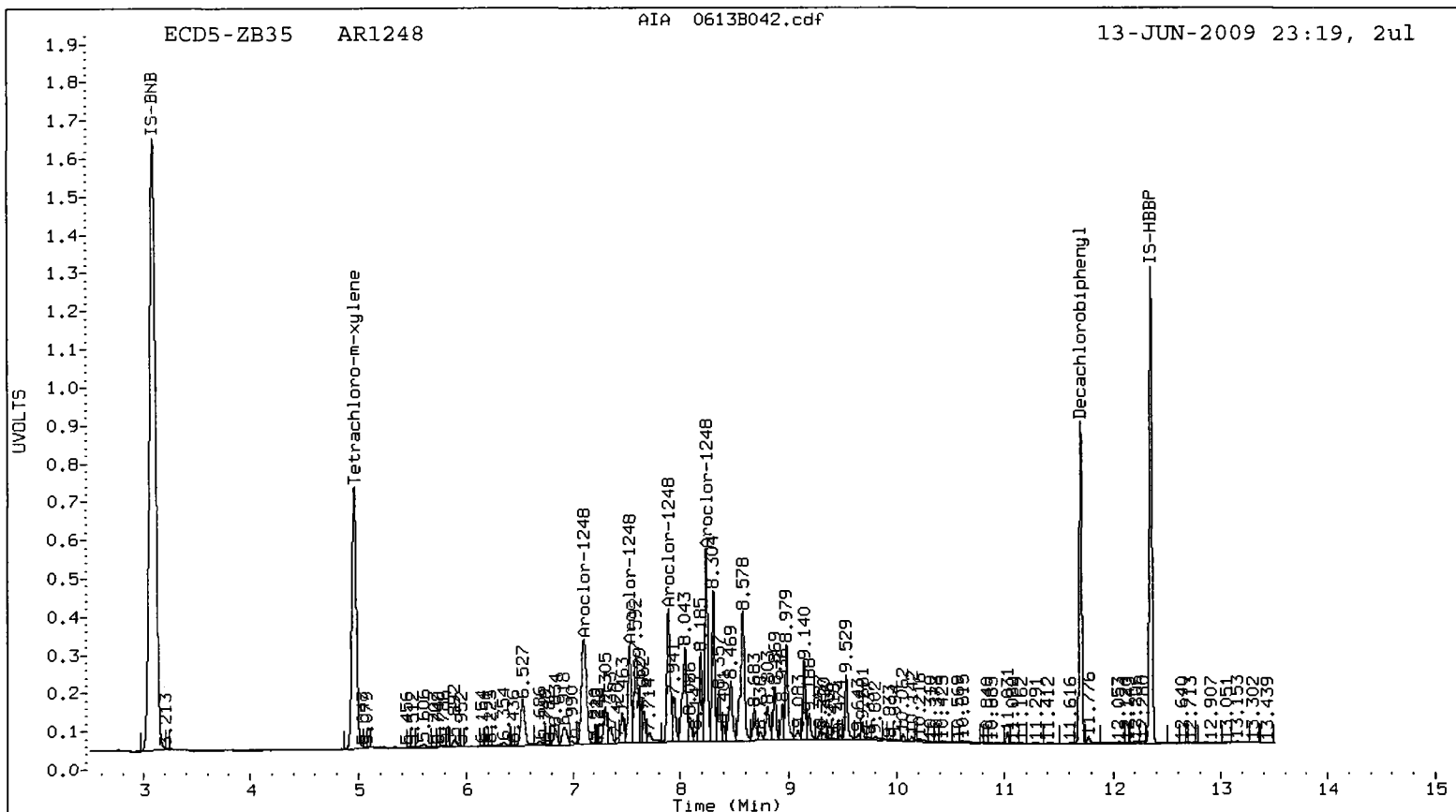
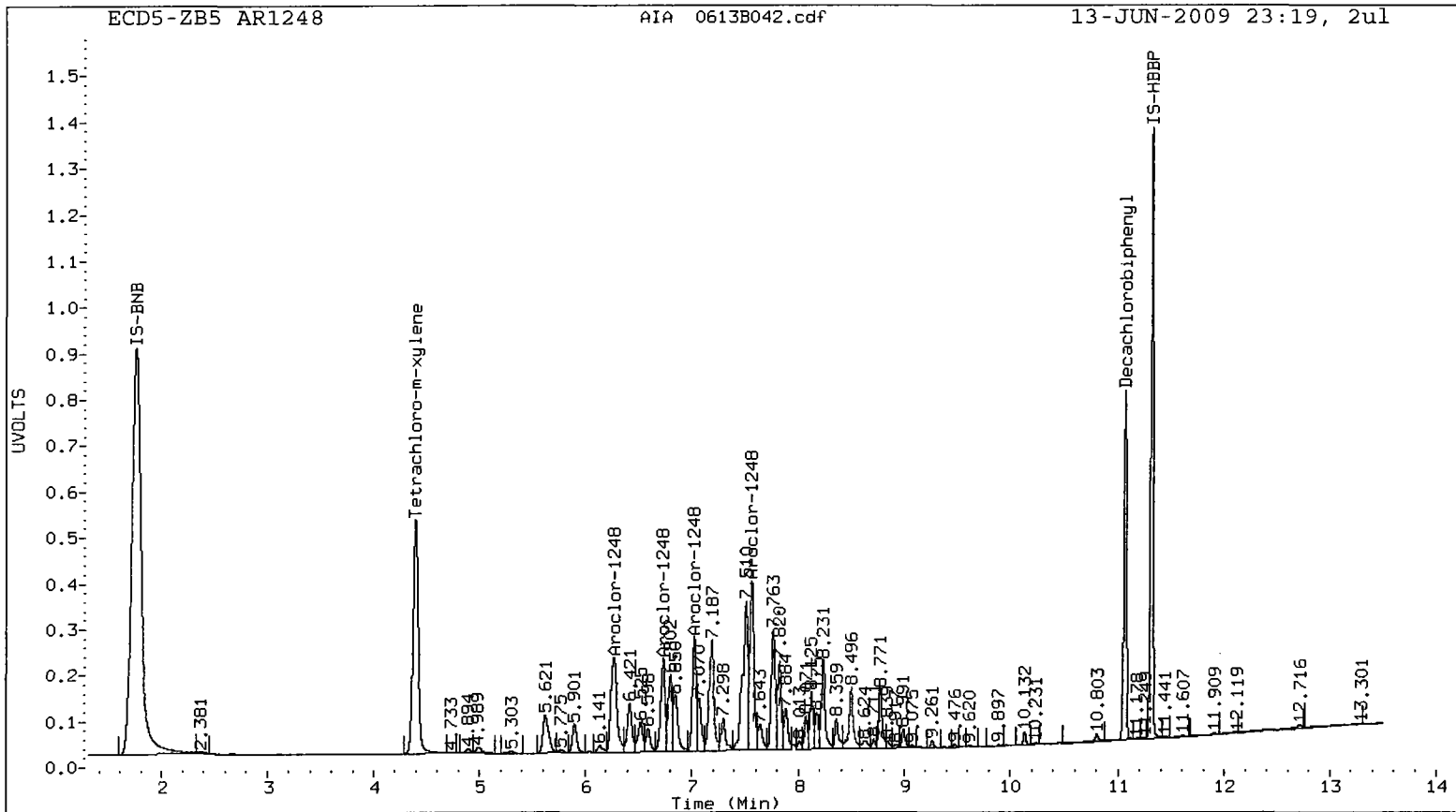
ZB35 Col

Aroclor	Peak#	RT	Shift	Area	Amount	Peak#	RT	Shift	Area	Amount	
Aroclor-1248	1	6.273	-0.001	4178829	255.2	1	7.105	0.001	4623017	257.2	
Aroclor-1248	2	6.737	-0.002	2759900	257.6	2	7.530	-0.001	2665753	257.8	
Aroclor-1248	3	7.024	-0.001	3214574	256.8	3	7.892	-0.001	3469438	257.1	
Aroclor-1248	4	7.561	-0.002	4993531	249.1	4	8.238	-0.001	4646985	265.0	
Total Col1Ave (4 peaks):				254.7	Total Col2Ave (4 peaks):				259.3	RPD = 2	
Corrected Ave (3 peaks):				253.7	Corrected Ave (3 peaks):				257.3	RPD = 1	

Total PCB Area Col1 (4.499 - 10.961) = 57178442 Col1 Total PCB = 0.3 ppm*

Total PCB Area Col2 (5.066 - 11.603) = 59076170 Col2 Total PCB = 0.3 ppm*

* Quantitated against AR1660 0.25ppm in Ical



7F
PCB CALIBRATION VERIFICATION SUMMARY

Lab Name: ANALYTICAL RESOURCES, INC
ARI Job No.: PB44
GC Column: ZB5
Init. Calib. Date: 06/07/09

Client: ENVIRO SCI CORP
Project: JELD-WEN NORD DOOR
Instrument: ECD5

Date Analyzed :06/13/09

Lab Standard ID: AR1660

Time Analyzed :2336

COMPOUND/PEAK NO.	RT	RT WINDOW		CALC AMOUNT (ng)	NOM AMOUNT (ng)	%D
		FROM	TO			
Aroclor-1016-1	5.90	5.80	6.00	244.4	250.0	-2.2
Aroclor-1016-2	6.28	6.18	6.38	246.3	250.0	-1.5
Aroclor-1016-3	6.42	6.32	6.52	249.6	250.0	-0.1
Aroclor-1016-4	6.53	6.43	6.63	257.3	250.0	2.9

AVERAGE %D = 1.7

Date Analyzed :06/13/09

Lab Standard ID: AR1660

Time Analyzed :2336

COMPOUND/PEAK NO.	RT	RT WINDOW		CALC AMOUNT (ng)	NOM AMOUNT (ng)	%D
		FROM	TO			
Aroclor-1260-1	9.15	9.05	9.25	264.4	250.0	5.7
Aroclor-1260-2	9.37	9.27	9.47	263.3	250.0	5.3
Aroclor-1260-3	9.62	9.52	9.72	257.4	250.0	3.0
Aroclor-1260-4	9.90	9.80	10.00	251.4	250.0	0.6
Aroclor-1260-5	10.02	9.92	10.12	257.1	250.0	2.8

AVERAGE %D = 3.5

7F
PCB CALIBRATION VERIFICATION SUMMARY

Lab Name: ANALYTICAL RESOURCES, INC

Client: ENVIRO SCI CORP

ARI Job No.: PB44

Project: JELD-WEN NORD DOOR

GC Column: ZB35

Intrument: ECD5

Init. Calib. Date: 06/07/09

Date Analyzed :06/13/09

Lab Standard ID: AR1660

Time Analyzed :2336

COMPOUND/PEAK NO.	RT	RT WINDOW		CALC AMOUNT (ng)	NOM AMOUNT (ng)	%D
		FROM	TO			
Aroclor-1016-1	6.53	6.43	6.63	258.6	250.0	3.4
Aroclor-1016-2	7.11	7.01	7.21	256.3	250.0	2.5
Aroclor-1016-3	7.31	7.21	7.41	249.4	250.0	-0.2
Aroclor-1016-4	7.89	7.79	7.99	255.7	250.0	2.3

AVERAGE %D = 2.1

Date Analyzed :06/13/09

Lab Standard ID: AR1660

Time Analyzed :2336

COMPOUND/PEAK NO.	RT	RT WINDOW		CALC AMOUNT (ng)	NOM AMOUNT (ng)	%D
		FROM	TO			
Aroclor-1260-1	9.29	9.19	9.39	285.1	250.0	14.0
Aroclor-1260-2	10.06	9.96	10.16	264.2	250.0	5.7
Aroclor-1260-3	10.21	10.12	10.32	279.5	250.0	11.8
Aroclor-1260-4	10.61	10.52	10.72	252.6	250.0	1.0

AVERAGE %D = 8.1

Analytical Resources Inc.
Dual Column PCB Quantitation Report

Data file 1: 20090606.B/0613-1.b/0613B043.d
Data file 2: 20090606.B/0613-2.b/0613B043.d
Method: /chem2/ecd5.i/20090606.B/PCB1.m
Compound Sublist: AR1660
Instrument, Inj. Vol.: ecd5.i, 2ul
Quant Method: Internal Std

ARI ID: AR1660
Client ID:
Injection Date: 13-JUN-2009 23:36
Report Date: 06/17/2009 12:25
Matrix: SOIL
Dilution Factor: 1.000

ZB5 Col			ZB35 Col			ZB5	ZB35	RPD	Compound/Flag
RT	Shift	Response	RT	Shift	Response	on col	on col		
4.398	-0.001	8130950	4.966	0.000	8698980	20.7	19.7	4.6	Tetrachloro-m-xylene
11.059	-0.001	5526932	11.703	0.000	5879471	17.6	18.0	2.2	Decachlorobiphenyl

- * Indicates RPD > 40%
- M Indicates Column 1 peak was manually integrated
- N Indicates Column 2 peak was manually integrated

SURROGATE PERCENT RECOVERY

SURROGATE	Col1	Col2
Tetrachloro-m-xylene	51.6	49.3
Decachlorobiphenyl	44.0	45.0

INTERNAL STANDARD SUMMARY

Standard Cpnd	Column 1		%D
	Standard Area*	Sample Area	
Bromo-Nitrobenzene	30034732	30065368	0.1
Hexabromobiphenyl	12924817	11450186	-11.4

Standard Cpnd	Column 2		%D
	Standard Area*	Sample Area	
Bromo-Nitrobenzene	33277512	34116329	2.5
Hexabromobiphenyl	11348053	11319787	-0.2

- * Standard Areas taken from Initial Cal Level 3
Initial Calibration Date: 07-JUN-2009
- <- Indicates standard response outside Limits (-50 to +100%)

ZB5 Col

ZB35 Col

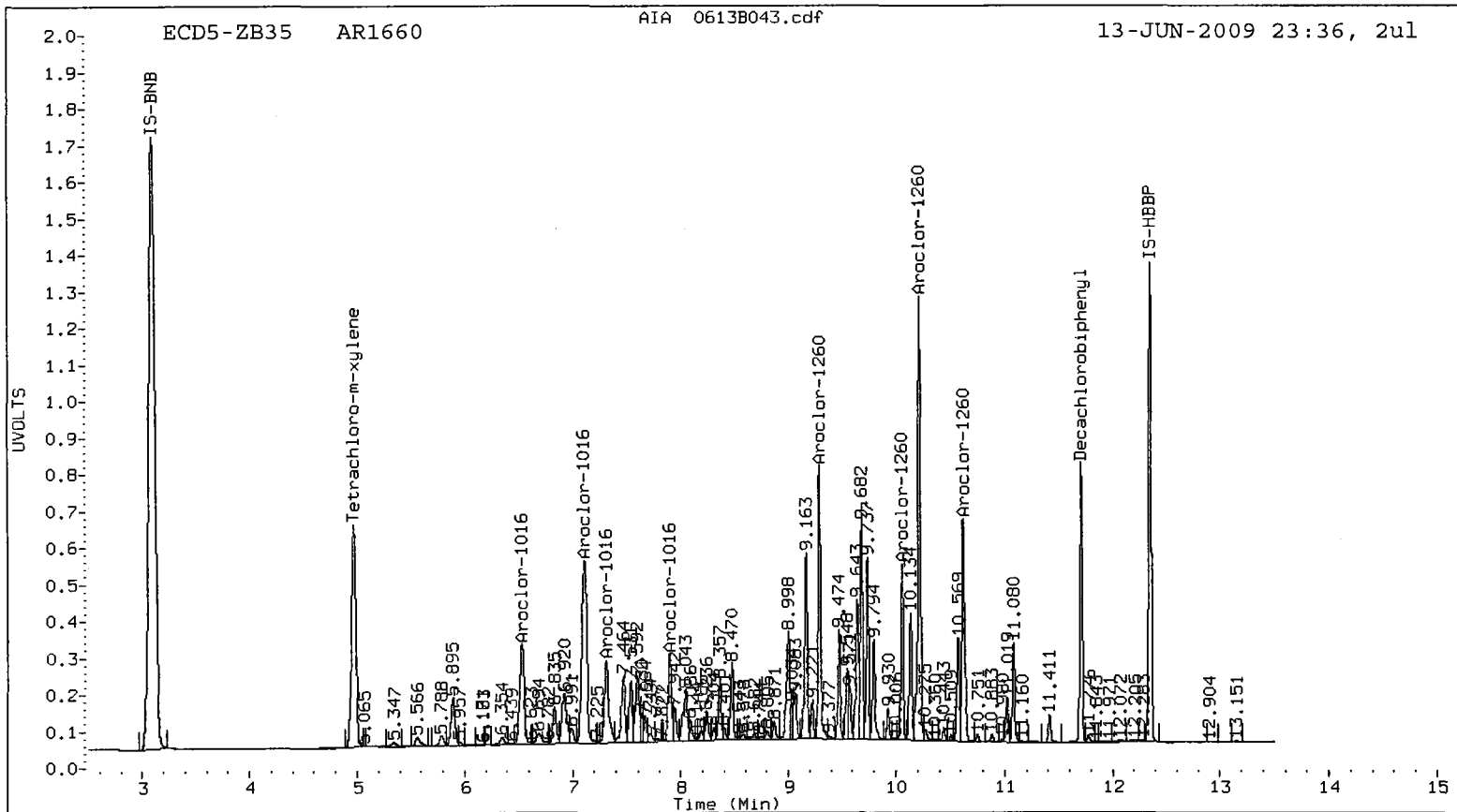
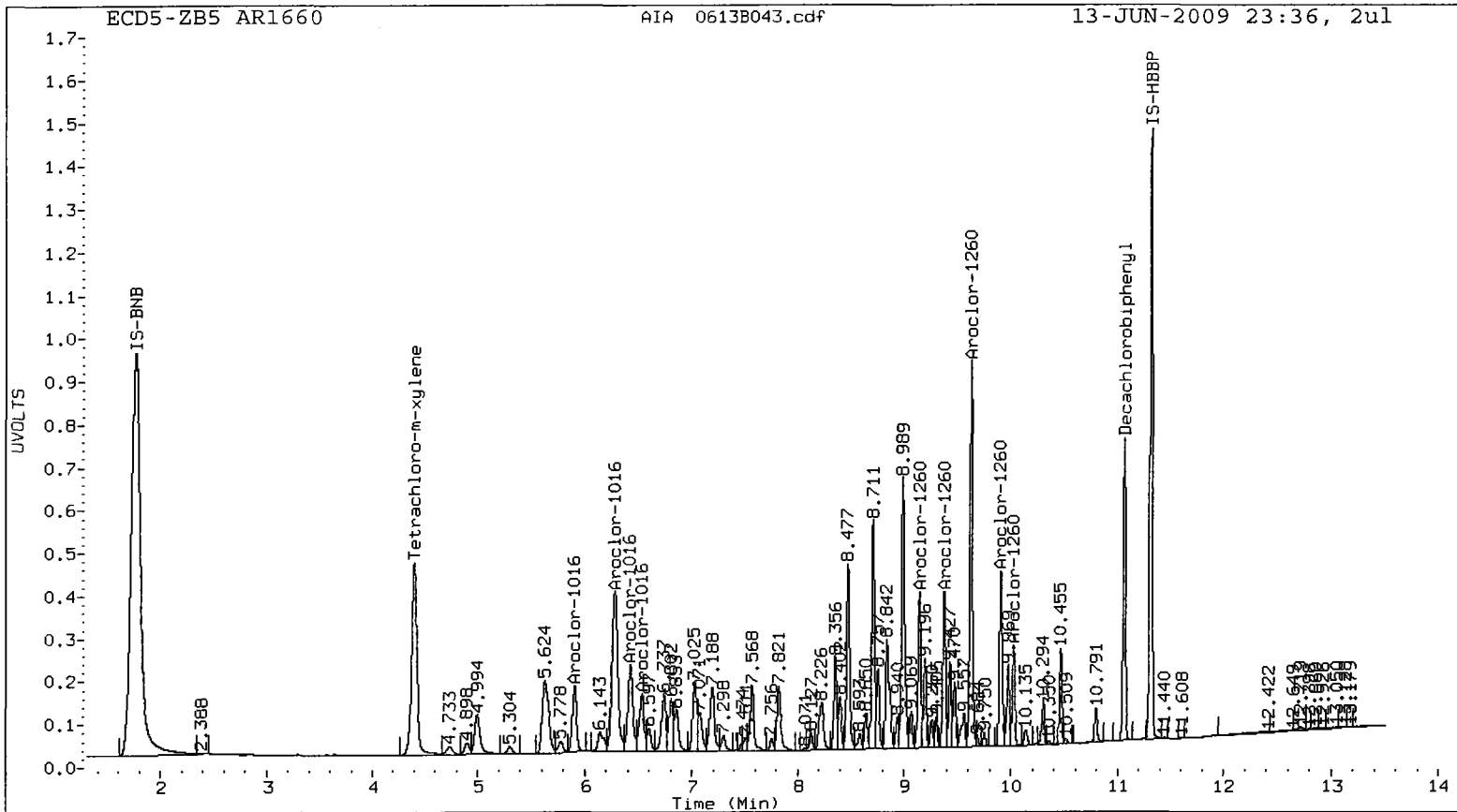
Aroclor	Peak#	RT	Shift	Area	Amount	Peak#	RT	Shift	Area	Amount	
Aroclor-1016	1	5.903	-0.001	2222397	244.4	1	6.530	-0.001	4019708	258.6	
Aroclor-1016	2	6.277	-0.001	7209664	246.3	2	7.109	0.000	8327542	256.3	
Aroclor-1016	3	6.420	-0.002	3121208	249.6	3	7.307	-0.001	3161925	249.4	
Aroclor-1016	4	6.527	-0.001	2060198	257.3	4	7.892	-0.001	2473860	255.7	
Total Col1Ave (4 peaks):				249.4	Total Col2Ave (4 peaks):				255.0	RPD = 2	
Corrected Ave (3 peaks):				246.8	Corrected Ave (3 peaks):				253.8	RPD = 3	

Aroclor-1260	1	9.147	-0.001	3250089	264.4	1	9.288	0.000	6062449	285.1	
Aroclor-1260	2	9.373	-0.001	3070682	263.3	2	10.056	0.000	3642178	264.2	
Aroclor-1260	3	9.619	-0.001	7631185	257.4	3	10.215	-0.001	9899271	279.5	
Aroclor-1260	4	9.897	-0.002	3865282	251.4	4	10.615	-0.001	5315047	252.6	
Aroclor-1260	5	10.020	-0.001	1928410	257.1	NS	---			----	
Total Col1Ave (5 peaks):				258.7	Total Col2Ave (4 peaks):				270.3	RPD = 4	
Corrected Ave (4 peaks):				257.3	Corrected Ave (3 peaks):				265.4	RPD = 3	

Total PCB Area Col1 (4.499 - 10.961) = 100776730 Col1 Total PCB = 0.5 ppm*

Total PCB Area Col2 (5.066 - 11.603) = 108080003 Col2 Total PCB = 0.5 ppm*

* Quantitated against AR1660 0.25ppm in Ical



7F
PCB CALIBRATION VERIFICATION SUMMARY

Lab Name: ANALYTICAL RESOURCES, INC

Client: ENVIRO SCI CORP

ARI Job No.: PB44

Project: JELD-WEN NORD DOOR

GC Column: ZB5

Intrument: ECD5

Init. Calib. Date: 06/07/09

Date Analyzed :06/14/09

Lab Standard ID: AR1242

Time Analyzed :0337

COMPOUND/PEAK NO.	RT	RT WINDOW		CALC AMOUNT (ng)	NOM AMOUNT (ng)	%D
		FROM	TO			
Aroclor-1242-1	5.90	5.80	6.00	239.9	250.0	-4.0
Aroclor-1242-2	6.28	6.18	6.38	229.1	250.0	-8.4
Aroclor-1242-3	6.42	6.32	6.52	228.2	250.0	-8.7
Aroclor-1242-4	7.51	7.41	7.61	213.2	250.0	-14.7

AVERAGE %D = 8.9

FORM VII PCB

PB44 : 01071

7F
PCB CALIBRATION VERIFICATION SUMMARY

Lab Name: ANALYTICAL RESOURCES, INC

Client: ENVIRO SCI CORP

ARI Job No.: PB44

Project: JELD-WEN NORD DOOR

GC Column: ZB35

Intrument: ECD5

Init. Calib. Date: 06/07/09

Date Analyzed :06/14/09

Lab Standard ID: AR1242

Time Analyzed :0337

COMPOUND/PEAK NO.	RT	RT WINDOW		CALC AMOUNT (ng)	NOM AMOUNT (ng)	%D
		FROM	TO			
=====	=====	=====	=====	=====	=====	=====
Aroclor-1242-1	6.53	6.43	6.63	236.5	250.0	-5.4
Aroclor-1242-2	7.11	7.01	7.21	232.8	250.0	-6.9
Aroclor-1242-3	7.31	7.21	7.41	228.7	250.0	-8.5
Aroclor-1242-4	8.19	8.09	8.29	212.7	250.0	-14.9

AVERAGE %D = 8.9

FORM VII PCB

PB44 : 01072

Analytical Resources Inc.
Dual Column PCB Quantitation Report

Data file 1: 20090606.B/0613-1.b/0613B057.d
 Data file 2: 20090606.B/0613-2.b/0613B057.d
 Method: /chem2/ecd5.i/20090606.B/PCB1.m
 Compound Sublist: AR1242
 Instrument, Inj. Vol.: ecd5.i, 2ul
 Quant Method: Internal Std

ARI ID: AR1242
 Client ID:
 Injection Date: 14-JUN-2009 03:37
 Report Date: 06/17/2009 12:25
 Matrix: SOIL
 Dilution Factor: 1.000

ZB5 Col			ZB35 Col			ZB5	ZB35	RPD	Compound/Flag
RT	Shift	Response	RT	Shift	Response	on col	on col		
4.399	0.000	8516412	4.968	0.002	9429962	23.4	22.5	3.8	Tetrachloro-m-xylene
11.059	-0.002	5101919	11.702	0.000	5757974	21.0	21.0	0.4	Decachlorobiphenyl

- * Indicates RPD > 40%
- M Indicates Column 1 peak was manually integrated
- N Indicates Column 2 peak was manually integrated

SURROGATE PERCENT RECOVERY

SURROGATE	Col1	Col2
Tetrachloro-m-xylene	58.5	56.3
Decachlorobiphenyl	52.4	52.6

INTERNAL STANDARD SUMMARY

Standard Cpnd	Column 1		
	Standard Area*	Sample Area	%D
Bromo-Nitrobenzene	30034732	27806893	-7.4
Hexabromobiphenyl	12924817	8874244	-31.3

Standard Cpnd	Column 2		
	Standard Area*	Sample Area	%D
Bromo-Nitrobenzene	33277512	32403366	-2.6
Hexabromobiphenyl	11348053	9478779	-16.5

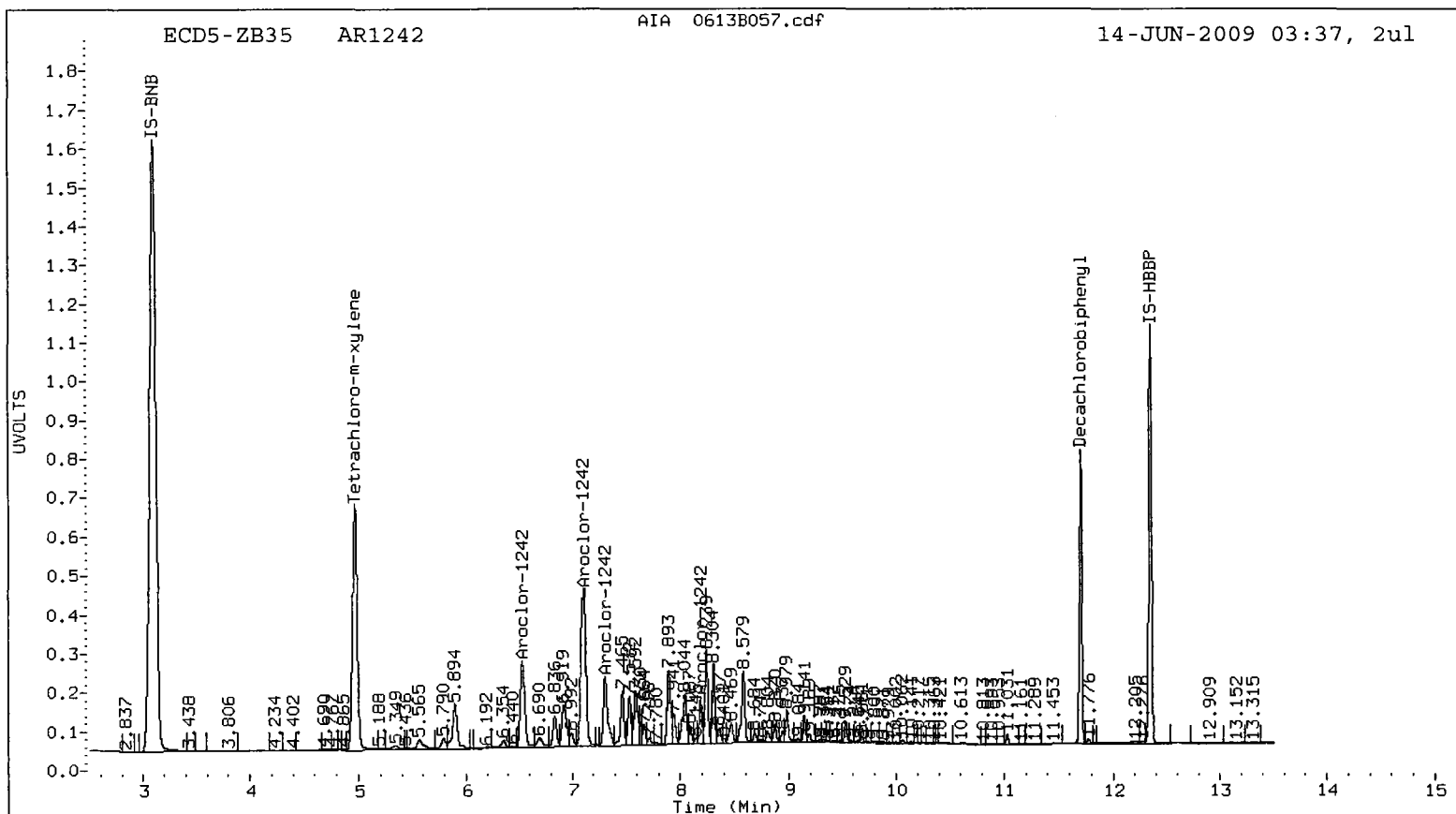
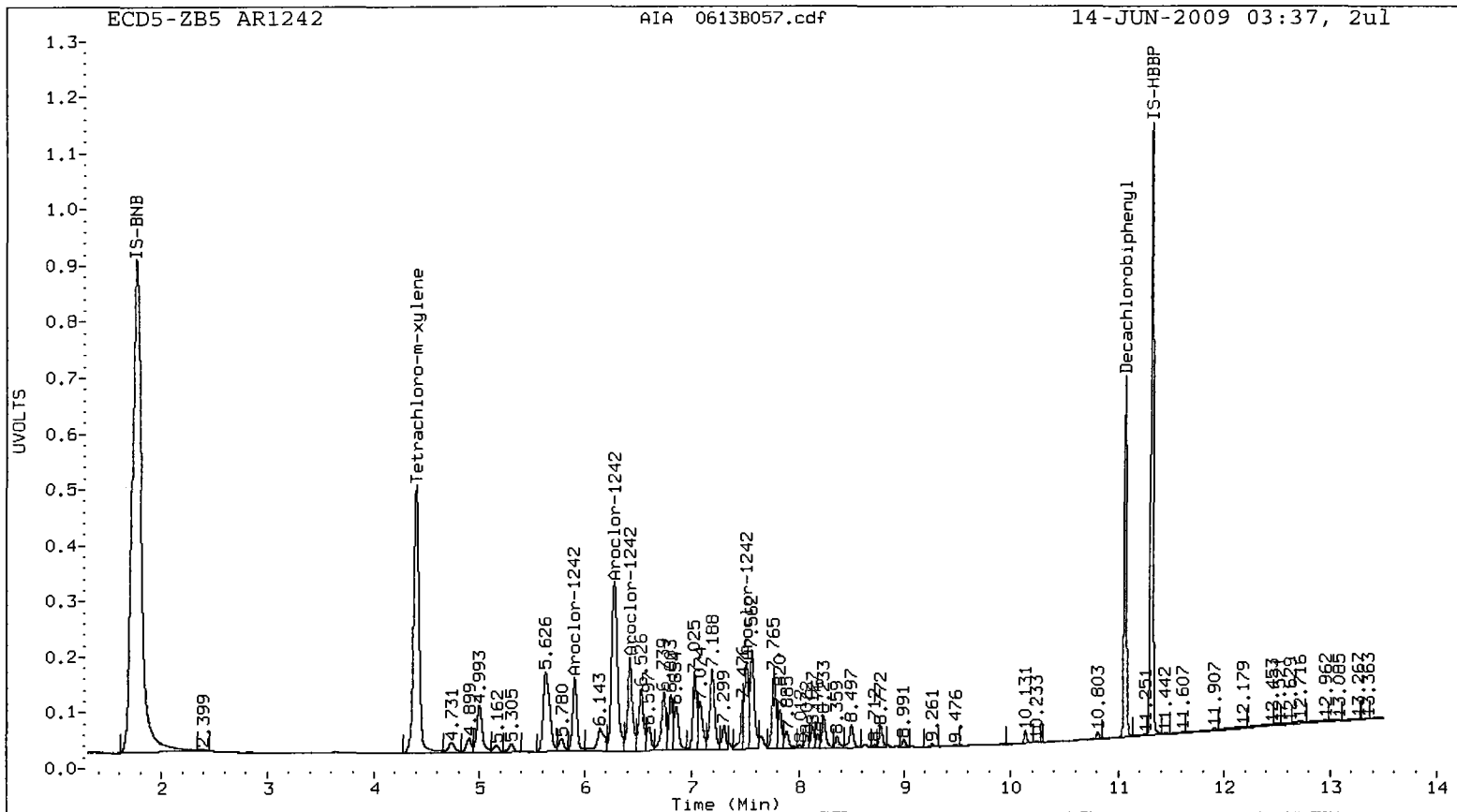
- * Standard Areas taken from Initial Cal Level 3
 Initial Calibration Date: 07-JUN-2009
- <- Indicates standard response outside Limits (-50 to +100%)

ZB5 Col					ZB35 Col						
Aroclor	Peak#	RT	Shift	Area	Amount	Peak#	RT	Shift	Area	Amount	
Aroclor-1242	1	5.903	0.000	1962906	239.9	1	6.530	0.001	3317985	236.5	
Aroclor-1242	2	6.276	-0.002	5973688	229.1	2	7.111	0.000	6707578	232.8	
Aroclor-1242	3	6.421	0.000	2593242	228.2	3	7.307	0.000	2513758	228.7	
Aroclor-1242	4	7.511	0.000	1912903	213.2	4	8.185	0.000	1064216	212.7	
Total Col1Ave (4 peaks):				227.6	Total Col2Ave (4 peaks):				227.7	RPD = 0	
Corrected Ave (3 peaks):				223.5	Corrected Ave (3 peaks):				224.7	RPD = 1	

Total PCB Area Col1 (4.499 - 10.961) = 41580165 Col1 Total PCB = 0.2 ppm*

Total PCB Area Col2 (5.066 - 11.603) = 44197061 Col2 Total PCB = 0.2 ppm*

* Quantitated against AR1660 0.25ppm in Ical



7F
PCB CALIBRATION VERIFICATION SUMMARY

Lab Name: ANALYTICAL RESOURCES, INC

Client: ENVIRO SCI CORP

ARI Job No.: PB44

Project: JELD-WEN NORD DOOR

GC Column: ZB5

Intrument: ECD5

Init. Calib. Date: 06/07/09

Date Analyzed :06/14/09

Lab Standard ID: AR1660

Time Analyzed :0355

COMPOUND/PEAK NO.	RT	RT WINDOW		CALC AMOUNT (ng)	NOM AMOUNT (ng)	%D
		FROM	TO			
Aroclor-1016-1	5.90	5.80	6.00	252.9	250.0	1.1
Aroclor-1016-2	6.28	6.18	6.38	240.4	250.0	-3.8
Aroclor-1016-3	6.42	6.32	6.52	243.8	250.0	-2.5
Aroclor-1016-4	6.53	6.43	6.63	253.4	250.0	1.3

AVERAGE %D = 2.2

Date Analyzed :06/14/09

Lab Standard ID: AR1660

Time Analyzed :0355

COMPOUND/PEAK NO.	RT	RT WINDOW		CALC AMOUNT (ng)	NOM AMOUNT (ng)	%D
		FROM	TO			
Aroclor-1260-1	9.15	9.05	9.25	257.1	250.0	2.8
Aroclor-1260-2	9.37	9.27	9.47	254.0	250.0	1.6
Aroclor-1260-3	9.62	9.52	9.72	263.2	250.0	5.3
Aroclor-1260-4	9.90	9.80	10.00	247.2	250.0	-1.1
Aroclor-1260-5	10.02	9.92	10.12	250.1	250.0	0.0

AVERAGE %D = 2.2

7F
PCB CALIBRATION VERIFICATION SUMMARY

Lab Name: ANALYTICAL RESOURCES, INC

Client: ENVIRO SCI CORP

ARI Job No.: PB44

Project: JELD-WEN NORD DOOR

GC Column: ZB35

Intrument: ECD5

Init. Calib. Date: 06/07/09

Date Analyzed :06/14/09

Lab Standard ID: AR1660

Time Analyzed :0355

COMPOUND/PEAK NO.	RT	RT WINDOW		CALC AMOUNT (ng)	NOM AMOUNT (ng)	%D
		FROM	TO			
Aroclor-1016-1	6.53	6.43	6.63	257.2	250.0	2.9
Aroclor-1016-2	7.11	7.01	7.21	242.6	250.0	-3.0
Aroclor-1016-3	7.31	7.21	7.41	230.1	250.0	-7.9
Aroclor-1016-4	7.89	7.79	7.99	225.6	250.0	-9.7

AVERAGE %D = 5.9

Date Analyzed :06/14/09

Lab Standard ID: AR1660

Time Analyzed :0355

COMPOUND/PEAK NO.	RT	RT WINDOW		CALC AMOUNT (ng)	NOM AMOUNT (ng)	%D
		FROM	TO			
Aroclor-1260-1	9.29	9.19	9.39	283.5	250.0	13.4
Aroclor-1260-2	10.06	9.96	10.16	264.2	250.0	5.7
Aroclor-1260-3	10.22	10.12	10.32	282.3	250.0	12.9
Aroclor-1260-4	10.62	10.52	10.72	262.2	250.0	4.9

AVERAGE %D = 9.2

Analytical Resources Inc.
Dual Column PCB Quantitation Report

Data file 1: 20090606.B/0613-1.b/0613B058.d
Data file 2: 20090606.B/0613-2.b/0613B058.d
Method: /chem2/ecd5.i/20090606.B/PCB1.m
Compound Sublist: AR1660
Instrument, Inj. Vol.: ecd5.i, 2ul
Quant Method: Internal Std

ARI ID: AR1660
Client ID:
Injection Date: 14-JUN-2009 03:55
Report Date: 06/17/2009 12:26
Matrix: SOIL
Dilution Factor: 1.000

ZB5 Col			ZB35 Col			ZB5	ZB35	RPD	Compound/Flag
RT	Shift	Response	RT	Shift	Response	on col	on col		
4.398	-0.001	8035621	4.964	-0.002	8998314	20.5	20.2	1.7	Tetrachloro-m-xylene
11.059	-0.002	4875044	11.703	0.001	5495261	18.3	18.6	1.8	Decachlorobiphenyl

- * Indicates RPD > 40%
- M Indicates Column 1 peak was manually integrated
- N Indicates Column 2 peak was manually integrated

SURROGATE PERCENT RECOVERY

SURROGATE	Col1	Col2
Tetrachloro-m-xylene	51.3	50.4
Decachlorobiphenyl	45.6	46.5

INTERNAL STANDARD SUMMARY

Standard Cpnd	Column 1		%D
	Standard Area*	Sample Area	
Bromo-Nitrobenzene	30034732	29938487	-0.3
Hexabromobiphenyl	12924817	9739205	-24.6

Standard Cpnd	Column 2		%D
	Standard Area*	Sample Area	
Bromo-Nitrobenzene	33277512	34518373	3.7
Hexabromobiphenyl	11348053	10238402	-9.8

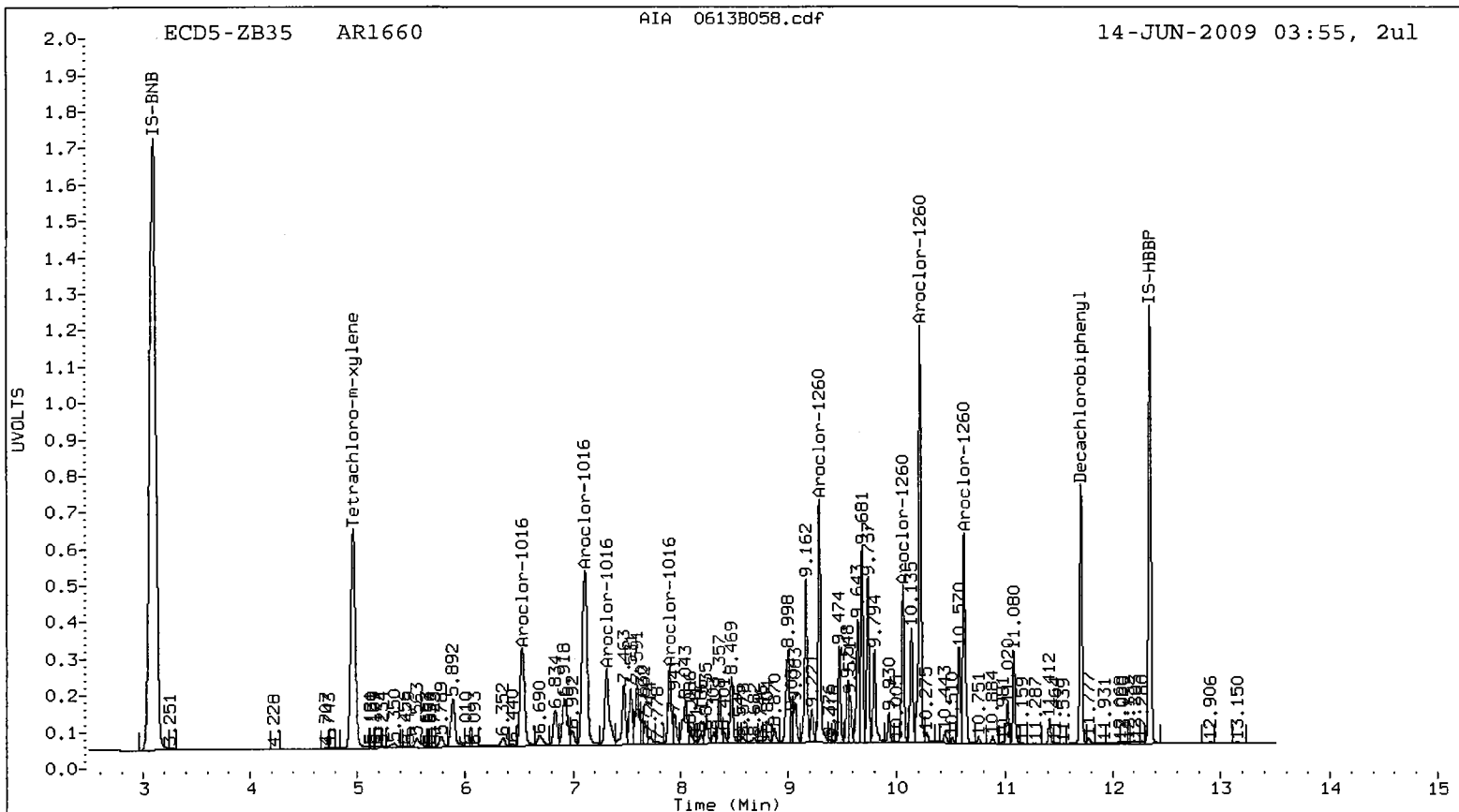
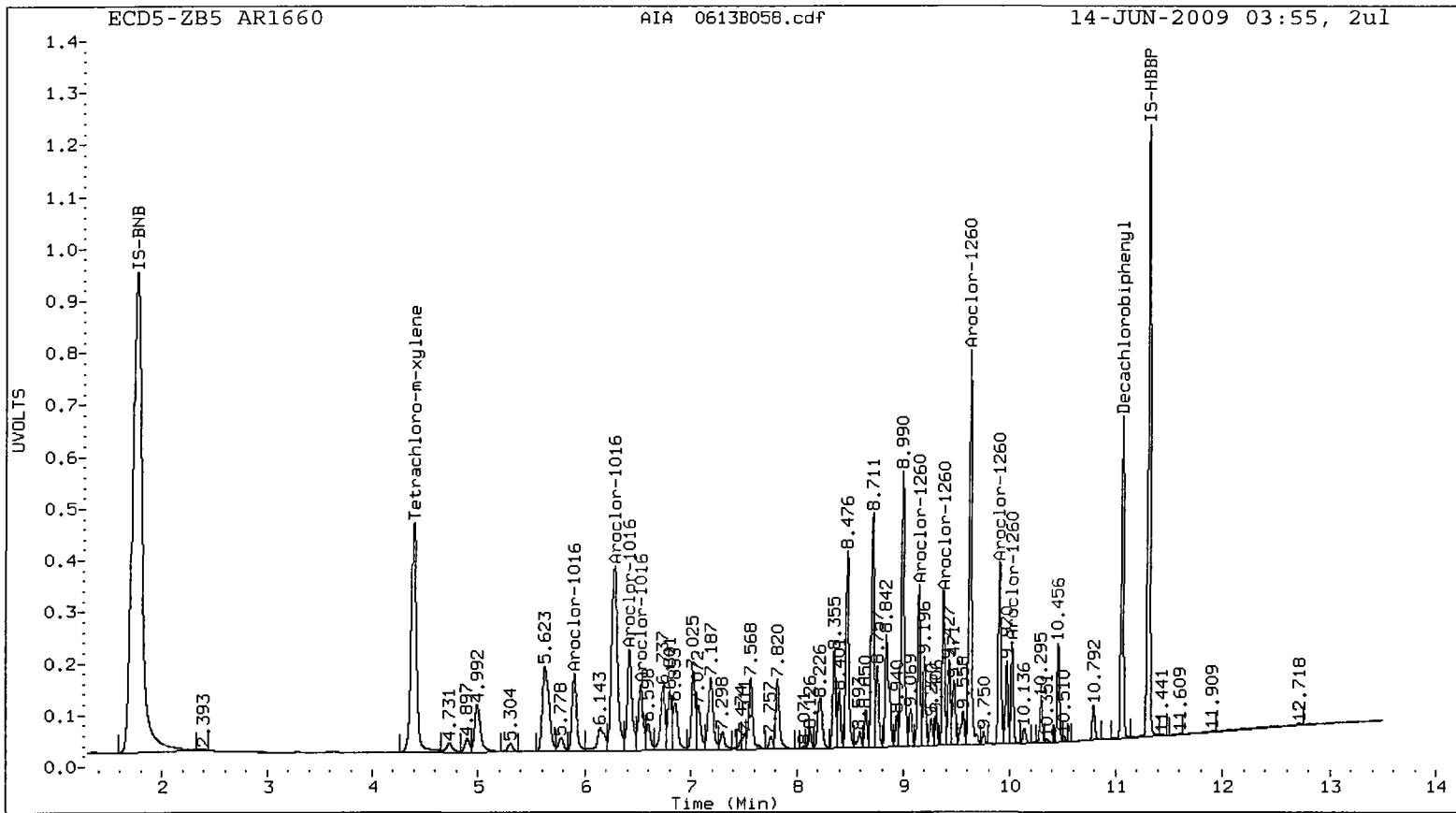
- * Standard Areas taken from Initial Cal Level 3
Initial Calibration Date: 07-JUN-2009
- <- Indicates standard response outside Limits (-50 to +100%)

ZB5 Col						ZB35 Col				
Aroclor	Peak#	RT	Shift	Area	Amount	Peak#	RT	Shift	Area	Amount
Aroclor-1016	1	5.902	-0.002	2289941	252.9	1	6.530	-0.001	4044991	257.2
Aroclor-1016	2	6.276	-0.002	7008055	240.4	2	7.109	-0.001	7975044	242.6
Aroclor-1016	3	6.420	-0.002	3034841	243.8	3	7.306	-0.002	2952086	230.1
Aroclor-1016	4	6.525	-0.002	2020360	253.4	4	7.892	-0.001	2208535	225.6
Total CollAve (4 peaks):				247.6	Total Col2Ave (4 peaks):				238.9	RPD = 4
Corrected Ave (3 peaks):				245.7	Corrected Ave (3 peaks):				232.8	RPD = 5
Aroclor-1260	1	9.147	-0.001	2688938	257.1	1	9.287	-0.001	5452438	283.5
Aroclor-1260	2	9.373	-0.001	2520156	254.0	2	10.055	0.000	3294930	264.2
Aroclor-1260	3	9.620	-0.001	6636495	263.2	3	10.216	0.000	9045250	282.3
Aroclor-1260	4	9.898	-0.001	3233029	247.2	4	10.615	0.000	4988909	262.2
Aroclor-1260	5	10.020	0.000	1595901	250.1	NS	---			----
Total CollAve (5 peaks):				254.3	Total Col2Ave (4 peaks):				273.0	RPD = 7
Corrected Ave (4 peaks):				252.1	Corrected Ave (3 peaks):				269.6	RPD = 7

Total PCB Area Coll (4.499 - 10.961) = 89775131 Coll Total PCB = 0.4 ppm*

Total PCB Area Col2 (5.066 - 11.603) = 99916823 Col2 Total PCB = 0.5 ppm*

* Quantitated against AR1660 0.25ppm in Ical



7F
PCB CALIBRATION VERIFICATION SUMMARY

Lab Name: ANALYTICAL RESOURCES, INC
 ARI Job No.: PB44
 GC Column: ZB5
 Init. Calib. Date: 06/07/09

Client: ENVIRO SCI CORP
 Project: JELD-WEN NORD DOOR
 Instrument: ECD5

Date Analyzed :06/15/09

Lab Standard ID: AR1242

Time Analyzed :1129

COMPOUND/PEAK NO.	RT	RT WINDOW		CALC AMOUNT (ng)	NOM AMOUNT (ng)	%D
		FROM	TO			
Aroclor-1242-1	5.90	5.80	6.00	251.2	250.0	0.5
Aroclor-1242-2	6.28	6.18	6.38	240.1	250.0	-4.0
Aroclor-1242-3	6.42	6.32	6.52	241.2	250.0	-3.5
Aroclor-1242-4	7.51	7.41	7.61	218.8	250.0	-12.5

AVERAGE %D = 5.1

7F
PCB CALIBRATION VERIFICATION SUMMARY

Lab Name: ANALYTICAL RESOURCES, INC

Client: ENVIRO SCI CORP

ARI Job No.: PB44

Project: JELD-WEN NORD DOOR

GC Column: ZB35

Intrument: ECD5

Init. Calib. Date: 06/07/09

Date Analyzed :06/15/09

Lab Standard ID: AR1242

Time Analyzed :1129

COMPOUND/PEAK NO.	RT	RT WINDOW		CALC AMOUNT (ng)	NOM AMOUNT (ng)	%D
		FROM	TO			
Aroclor-1242-1	6.53	6.43	6.63	231.3	250.0	-7.5
Aroclor-1242-2	7.11	7.01	7.21	242.1	250.0	-3.1
Aroclor-1242-3	7.31	7.21	7.41	245.1	250.0	-2.0
Aroclor-1242-4	8.19	8.09	8.29	231.6	250.0	-7.4

AVERAGE %D = 5.0

FORM VII PCB

PB44 : 01062

Analytical Resources Inc.
Dual Column PCB Quantitation Report

Data file 1: 20090606.B/0615-1.b/0615B016.d
Data file 2: 20090606.B/0615-2.b/0615B016.d
Method: /chem2/ecd5.i/20090606.B/PCB1.m
Compound Sublist: AR1242
Instrument, Inj. Vol.: ecd5.i, 2ul
Quant Method: Internal Std

ARI ID: AR1242
Client ID:
Injection Date: 15-JUN-2009 11:29
Report Date: 06/17/2009 12:26
Matrix: SOIL
Dilution Factor: 1.000

ZB5 Col			ZB35 Col			ZB5	ZB35	RPD	Compound/Flag
RT	Shift	Response	RT	Shift	Response	on col	on col		
4.400	0.001	7912929	4.966	0.000	8267322	23.7	22.2	6.3	Tetrachloro-m-xylene
11.060	-0.001	5005213	11.703	0.001	5632531	20.9	21.8	4.3	Decachlorobiphenyl

- * Indicates RPD > 40%
- M Indicates Column 1 peak was manually integrated
- N Indicates Column 2 peak was manually integrated

SURROGATE PERCENT RECOVERY

SURROGATE	Col1	Col2
Tetrachloro-m-xylene	59.1	55.6
Decachlorobiphenyl	52.2	54.4

INTERNAL STANDARD SUMMARY

Standard Cpnd	Column 1		%D
	Standard Area*	Sample Area	
Bromo-Nitrobenzene	30034732	25552118	-14.9
Hexabromobiphenyl	12924817	8751214	-32.3

Standard Cpnd	Column 2		%D
	Standard Area*	Sample Area	
Bromo-Nitrobenzene	33277512	28782788	-13.5
Hexabromobiphenyl	11348053	8964755	-21.0

- * Standard Areas taken from Initial Cal Level 3
Initial Calibration Date: 07-JUN-2009
- <- Indicates standard response outside Limits (-50 to +100%)

ZB5 Col

ZB35 Col

Aroclor	Peak#	RT	Shift	Area	Amount	Peak#	RT	Shift	Area	Amount	
Aroclor-1242	1	5.903	0.001	1888319	251.2	1	6.531	0.001	2882883	231.3	
Aroclor-1242	2	6.277	-0.001	5753723	240.1	2	7.110	-0.001	6196515	242.1	
Aroclor-1242	3	6.420	-0.001	2518427	241.2	3	7.306	-0.002	2393336	245.1	
Aroclor-1242	4	7.511	0.000	1804329	218.8	4	8.185	0.000	1029116	231.6	
Total Col1Ave (4 peaks):				237.8	Total Col2Ave (4 peaks):				237.5	RPD = 0	
Corrected Ave (3 peaks):				233.4	Corrected Ave (3 peaks):				235.0	RPD = 1	

Total PCB Area Col1 (4.499 - 10.961) = 41126124 Col1 Total PCB = 0.2 ppm*

Total PCB Area Col2 (5.066 - 11.603) = 44036746 Col2 Total PCB = 0.3 ppm*

* Quantitated against AR1660 0.25ppm in Ical

7F
PCB CALIBRATION VERIFICATION SUMMARY

Lab Name: ANALYTICAL RESOURCES, INC

Client: ENVIRO SCI CORP

ARI Job No.: PB44

Project: JELD-WEN NORD DOOR

GC Column: ZB5

Intrument: ECD5

Init. Calib. Date: 06/07/09

Date Analyzed :06/15/09

Lab Standard ID: AR1660

Time Analyzed :1147

COMPOUND/PEAK NO.	RT	RT WINDOW		CALC AMOUNT (ng)	NOM AMOUNT (ng)	%D
		FROM	TO			
Aroclor-1016-1	5.91	5.80	6.00	269.8	250.0	7.9
Aroclor-1016-2	6.28	6.18	6.38	258.0	250.0	3.2
Aroclor-1016-3	6.42	6.32	6.52	262.1	250.0	4.8
Aroclor-1016-4	0.00	6.43	6.63	0.0	250.0	-100.0

AVERAGE %D = 29.0

Date Analyzed :06/15/09

Lab Standard ID: AR1660

Time Analyzed :1147

COMPOUND/PEAK NO.	RT	RT WINDOW		CALC AMOUNT (ng)	NOM AMOUNT (ng)	%D
		FROM	TO			
Aroclor-1260-1	9.15	9.05	9.25	274.1	250.0	9.6
Aroclor-1260-2	9.37	9.27	9.47	268.5	250.0	7.4
Aroclor-1260-3	9.62	9.52	9.72	264.1	250.0	5.6
Aroclor-1260-4	9.90	9.80	10.00	258.0	250.0	3.2
Aroclor-1260-5	10.02	9.92	10.12	260.2	250.0	4.1

AVERAGE %D = 6.0

7F
PCB CALIBRATION VERIFICATION SUMMARY

Lab Name: ANALYTICAL RESOURCES, INC

Client: ENVIRO SCI CORP

ARI Job No.: PB44

Project: JELD-WEN NORD DOOR

GC Column: ZB35

Intrument: ECD5

Init. Calib. Date: 06/07/09

Date Analyzed :06/15/09

Lab Standard ID: AR1660

Time Analyzed :1147

COMPOUND/PEAK NO.	RT	RT WINDOW		CALC AMOUNT (ng)	NOM AMOUNT (ng)	%D
		FROM	TO			
Aroclor-1016-1	6.53	6.43	6.63	255.3	250.0	2.1
Aroclor-1016-2	7.11	7.01	7.21	252.6	250.0	1.0
Aroclor-1016-3	7.31	7.21	7.41	240.4	250.0	-3.8
Aroclor-1016-4	7.89	7.79	7.99	247.1	250.0	-1.2

AVERAGE %D = 2.0

Date Analyzed :06/15/09

Lab Standard ID: AR1660

Time Analyzed :1147

COMPOUND/PEAK NO.	RT	RT WINDOW		CALC AMOUNT (ng)	NOM AMOUNT (ng)	%D
		FROM	TO			
Aroclor-1260-1	9.29	9.19	9.39	298.9	250.0	19.5
Aroclor-1260-2	10.06	9.96	10.16	271.2	250.0	8.5
Aroclor-1260-3	10.22	10.12	10.32	277.6	250.0	11.0
Aroclor-1260-4	10.62	10.52	10.72	272.5	250.0	9.0

AVERAGE %D = 12.0

Analytical Resources Inc.
Dual Column PCB Quantitation Report

Data file 1: 20090606.B/0615-1.b/0615B017.d
Data file 2: 20090606.B/0615-2.b/0615B017.d
Method: /chem2/ecd5.i/20090606.B/PCB1.m
Compound Sublist: AR1660
Instrument, Inj. Vol.: ecd5.i, 2ul
Quant Method: Internal Std

ARI ID: AR1660
Client ID:
Injection Date: 15-JUN-2009 11:47
Report Date: 06/17/2009 12:26
Matrix: SOIL
Dilution Factor: 1.000

RT	ZB5 Col Shift	ZB5 Col Response	RT	ZB35 Col Shift	ZB35 Col Response	ZB5 on col	ZB35 on col	RPD	Compound/Flag
4.399	0.000	7446374	4.967	0.000	8139175	20.4	19.9	2.5	Tetrachloro-m-xylene
11.060	0.000	4916492	11.703	0.001	5344323	18.2	18.7	2.7	Decachlorobiphenyl

- * Indicates RPD > 40%
- M Indicates Column 1 peak was manually integrated
- N Indicates Column 2 peak was manually integrated

SURROGATE PERCENT RECOVERY

SURROGATE	Col1	Col2
Tetrachloro-m-xylene	50.9	49.6
Decachlorobiphenyl	45.6	46.9

INTERNAL STANDARD SUMMARY

Standard Cpnd	Column 1		%D
	Standard Area*	Sample Area	
Bromo-Nitrobenzene	30034732	27944327	-7.0
Hexabromobiphenyl	12924817	9827983	-24.0

Standard Cpnd	Column 2		%D
	Standard Area*	Sample Area	
Bromo-Nitrobenzene	33277512	31714782	-4.7
Hexabromobiphenyl	11348053	9878141	-13.0

- * Standard Areas taken from Initial Cal Level 3
Initial Calibration Date: 07-JUN-2009
- <- Indicates standard response outside Limits (-50 to +100%)

ZB5 Col

ZB35 Col

Aroclor	Peak#	RT	Shift	Area	Amount	Peak#	RT	Shift	Area	Amount	
Aroclor-1016	1	5.905	0.001	2280538	269.8	1	6.530	-0.001	3688534	255.3	
Aroclor-1016	2	6.278	0.000	7019693	258.0	2	7.111	0.001	7631266	252.6	
Aroclor-1016	3	6.422	0.001	3045621	262.1	3	7.308	0.001	2833756	240.4	
Aroclor-1016	4	---			0.0	4	7.894	0.001	2221956	247.1	
Total Col1Ave (3 peaks):				263.3	Total Col2Ave (4 peaks):				248.9	RPD = 6	
Corrected Ave: < 3 Peaks					Corrected Ave (3 peaks):				246.7		

Aroclor-1260	1	9.149	0.001	2892412	274.1	1	9.289	0.001	5546606	298.9	
Aroclor-1260	2	9.375	0.001	2687865	268.5	2	10.055	0.000	3263301	271.2	
Aroclor-1260	3	9.621	0.000	6719773	264.1	3	10.215	0.000	8581418	277.6	
Aroclor-1260	4	9.899	0.000	3404577	258.0	4	10.615	0.000	5002107	272.5	
Aroclor-1260	5	10.021	0.001	1675695	260.2	NS	---			----	
Total Col1Ave (5 peaks):				265.0	Total Col2Ave (4 peaks):				280.0	RPD = 6	
Corrected Ave (4 peaks):				262.7	Corrected Ave (3 peaks):				273.8	RPD = 4	

Total PCB Area Col1 (4.499 - 10.961) = 93178426 Col1 Total PCB = 0.5 ppm*

Total PCB Area Col2 (5.066 - 11.603) = 98362022 Col2 Total PCB = 0.5 ppm*

* Quantitated against AR1660 0.25ppm in Ical

7F
PCB CALIBRATION VERIFICATION SUMMARY

Lab Name: ANALYTICAL RESOURCES, INC

Client: ENVIRO SCI CORP

ARI Job No.: PB44

Project: JELD-WEN NORD DOOR

GC Column: ZB5

Intrument: ECD5

Init. Calib. Date: 06/07/09

Date Analyzed :06/15/09

Lab Standard ID: AR1248

Time Analyzed :1421

COMPOUND/PEAK NO.	RT	RT WINDOW		CALC AMOUNT (ng)	NOM AMOUNT (ng)	%D
		FROM	TO			
Aroclor-1248-1	6.27	6.17	6.37	254.7	250.0	1.9
Aroclor-1248-2	6.74	6.64	6.84	253.2	250.0	1.3
Aroclor-1248-3	7.02	6.92	7.12	254.7	250.0	1.9
Aroclor-1248-4	7.56	7.46	7.66	238.2	250.0	-4.7

AVERAGE %D = 2.5

FORM VII PCB

PB44:01091

7F
PCB CALIBRATION VERIFICATION SUMMARY

Lab Name: ANALYTICAL RESOURCES, INC

Client: ENVIRO SCI CORP

ARI Job No.: PB44

Project: JELD-WEN NORD DOOR

GC Column: ZB35

Intrument: ECD5

Init. Calib. Date: 06/07/09

Date Analyzed :06/15/09

Lab Standard ID: AR1248

Time Analyzed :1421

COMPOUND/PEAK NO.	RT	RT WINDOW		CALC AMOUNT (ng)	NOM AMOUNT (ng)	%D
		FROM	TO			
Aroclor-1248-1	7.10	7.00	7.20	252.9	250.0	1.1
Aroclor-1248-2	7.53	7.43	7.63	254.0	250.0	1.6
Aroclor-1248-3	7.89	7.79	7.99	248.6	250.0	-0.6
Aroclor-1248-4	8.24	8.14	8.34	252.4	250.0	1.0

AVERAGE %D = 1.1

Analytical Resources Inc.
Dual Column PCB Quantitation Report

Data file 1: 20090606.B/0615-1.b/0615B026.d
Data file 2: 20090606.B/0615-2.b/0615B026.d
Method: /chem2/ecd5.i/20090606.B/PCB1.m
Compound Sublist: AR1248
Instrument, Inj. Vol.: ecd5.i, 2ul
Quant Method: Internal Std

ARI ID: AR1248
Client ID:
Injection Date: 15-JUN-2009 14:21
Report Date: 06/17/2009 12:26
Matrix: SOIL
Dilution Factor: 1.000

ZB5 Col			ZB35 Col			ZB5	ZB35	RPD	Compound/Flag
RT	Shift	Response	RT	Shift	Response	on col	on col		
4.395	-0.004	7950250	4.964	-0.002	9211027	23.4	24.0	2.2	Tetrachloro-m-xylene
11.059	-0.002	5246963	11.702	-0.001	5932958	21.7	22.7	4.5	Decachlorobiphenyl

- * Indicates RPD > 40%
- M Indicates Column 1 peak was manually integrated
- N Indicates Column 2 peak was manually integrated

SURROGATE PERCENT RECOVERY

SURROGATE	Col1	Col2
Tetrachloro-m-xylene	58.6	59.9
Decachlorobiphenyl	54.2	56.7

INTERNAL STANDARD SUMMARY

Standard Cpnd	Column 1		%D
	Standard Area*	Sample Area	
Bromo-Nitrobenzene	30034732	25914269	-13.7
Hexabromobiphenyl	12924817	8829878	-31.7

Standard Cpnd	Column 2		%D
	Standard Area*	Sample Area	
Bromo-Nitrobenzene	33277512	29736878	-10.6
Hexabromobiphenyl	11348053	9071118	-20.1

- * Standard Areas taken from Initial Cal Level 3
Initial Calibration Date: 07-JUN-2009
- <- Indicates standard response outside Limits (-50 to +100%)

ZB5 Col

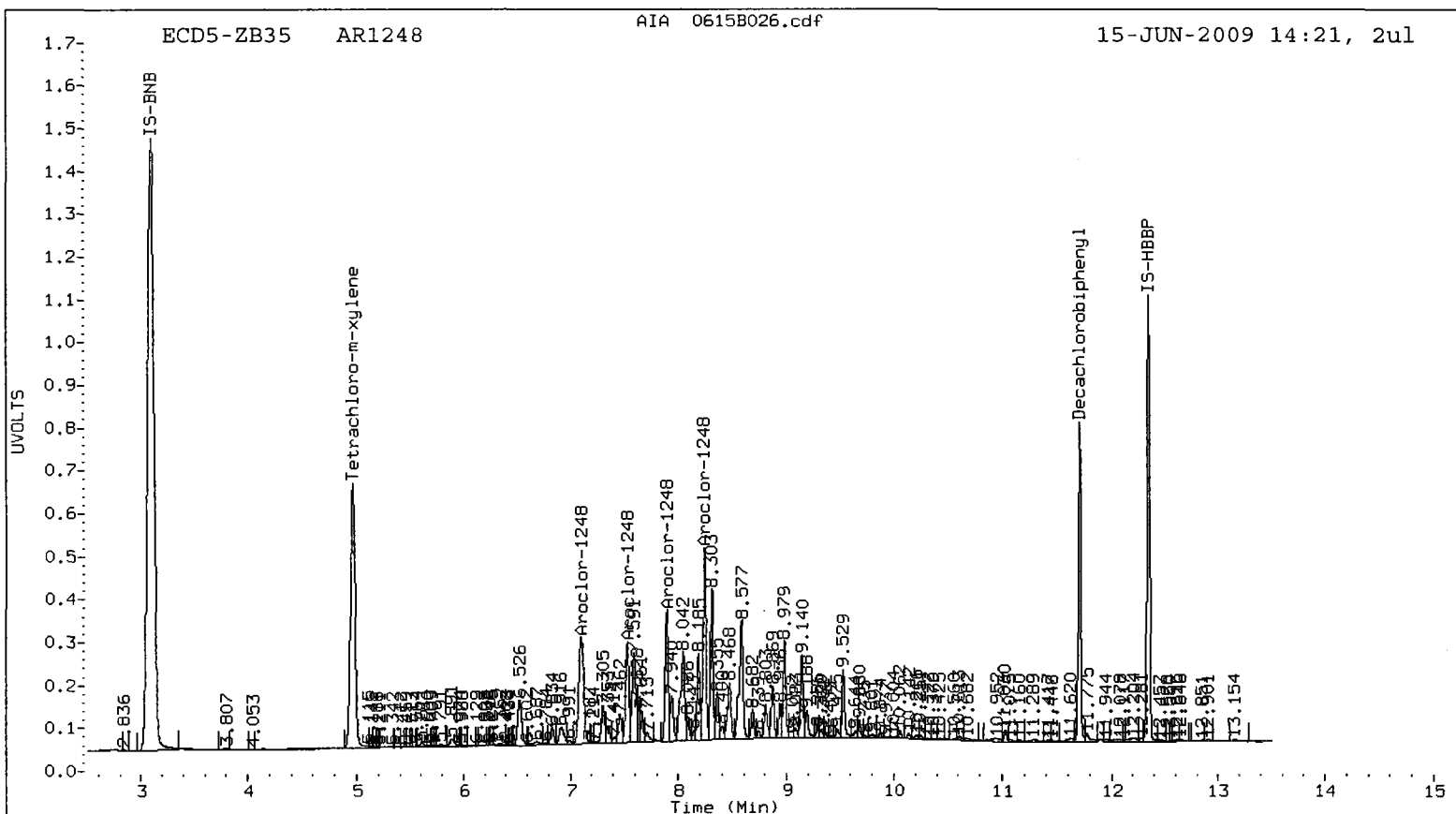
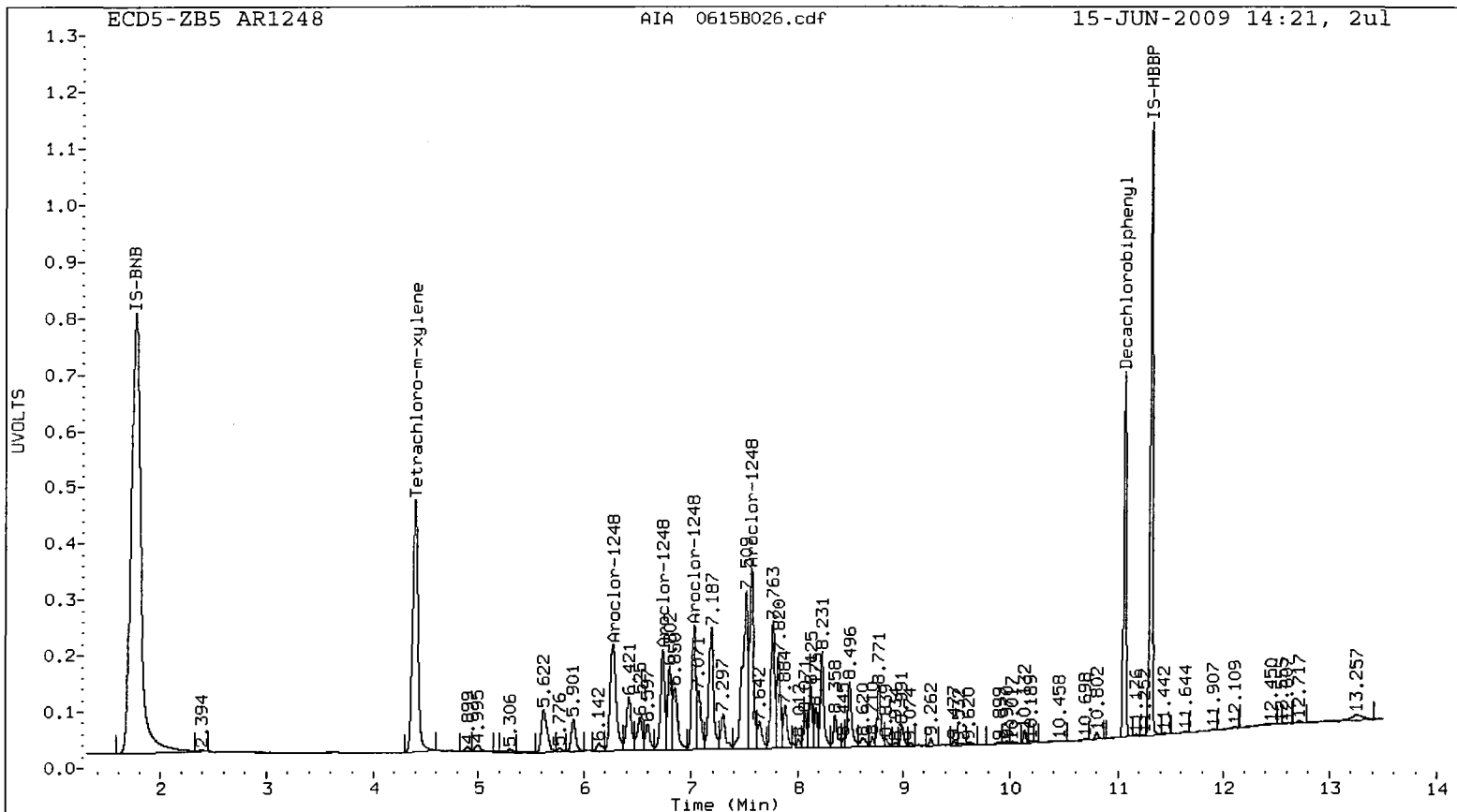
ZB35 Col

Aroclor	Peak#	RT	Shift	Area	Amount	Peak#	RT	Shift	Area	Amount	
Aroclor-1248	1	6.273	-0.002	3816075	254.7	1	7.103	-0.001	4193126	252.9	
Aroclor-1248	2	6.737	-0.001	2482409	253.2	2	7.530	-0.002	2423871	254.0	
Aroclor-1248	3	7.023	-0.002	2916248	254.7	3	7.891	-0.001	3095288	248.6	
Aroclor-1248	4	7.561	-0.002	4367412	238.2	4	8.238	-0.002	4083450	252.4	
Total Col1Ave (4 peaks):				250.2	Total Col2Ave (4 peaks):				252.0	RPD = 1	
Corrected Ave (3 peaks):				248.7	Corrected Ave (3 peaks):				251.3	RPD = 1	

Total PCB Area Col1 (4.499 - 10.961) = 51094616 Col1 Total PCB = 0.3 ppm*

Total PCB Area Col2 (5.066 - 11.603) = 52720849 Col2 Total PCB = 0.3 ppm*

* Quantitated against AR1660 0.25ppm in Ical



7F
PCB CALIBRATION VERIFICATION SUMMARY

Lab Name: ANALYTICAL RESOURCES, INC
ARI Job No.: PB44
GC Column: ZB5
Init. Calib. Date: 06/07/09

Client: ENVIRO SCI CORP
Project: JELD-WEN NORD DOOR
Instrument: ECD5

Date Analyzed :06/15/09

Lab Standard ID: AR1660

Time Analyzed :1438

COMPOUND/PEAK NO.	RT	RT WINDOW		CALC AMOUNT (ng)	NOM AMOUNT (ng)	%D
		FROM	TO			
Aroclor-1016-1	5.90	5.80	6.00	271.8	250.0	8.7
Aroclor-1016-2	6.27	6.18	6.38	259.3	250.0	3.7
Aroclor-1016-3	6.42	6.32	6.52	266.3	250.0	6.5
Aroclor-1016-4	0.00	6.43	6.63	0.0	250.0	-100.0

AVERAGE %D = 29.7

Date Analyzed :06/15/09

Lab Standard ID: AR1660

Time Analyzed :1438

COMPOUND/PEAK NO.	RT	RT WINDOW		CALC AMOUNT (ng)	NOM AMOUNT (ng)	%D
		FROM	TO			
Aroclor-1260-1	9.15	9.05	9.25	276.0	250.0	10.4
Aroclor-1260-2	9.37	9.27	9.47	272.7	250.0	9.1
Aroclor-1260-3	9.62	9.52	9.72	266.8	250.0	6.7
Aroclor-1260-4	9.90	9.80	10.00	262.3	250.0	4.9
Aroclor-1260-5	10.02	9.92	10.12	265.4	250.0	6.2

AVERAGE %D = 7.5

7F
PCB CALIBRATION VERIFICATION SUMMARY

Lab Name: ANALYTICAL RESOURCES, INC

Client: ENVIRO SCI CORP

ARI Job No.: PB44

Project: JELD-WEN NORD DOOR

GC Column: ZB35

Intrument: ECD5

Init. Calib. Date: 06/07/09

Date Analyzed :06/15/09

Lab Standard ID: AR1660

Time Analyzed :1438

COMPOUND/PEAK NO.	RT	RT WINDOW		CALC AMOUNT (ng)	NOM AMOUNT (ng)	%D
		FROM	TO			
Aroclor-1016-1	6.53	6.43	6.63	260.0	250.0	4.0
Aroclor-1016-2	7.11	7.01	7.21	257.0	250.0	2.8
Aroclor-1016-3	7.31	7.21	7.41	250.0	250.0	-0.0
Aroclor-1016-4	7.89	7.79	7.99	256.3	250.0	2.5

AVERAGE %D = 2.3

Date Analyzed :06/15/09

Lab Standard ID: AR1660

Time Analyzed :1438

COMPOUND/PEAK NO.	RT	RT WINDOW		CALC AMOUNT (ng)	NOM AMOUNT (ng)	%D
		FROM	TO			
Aroclor-1260-1	9.29	9.19	9.39	298.8	250.0	19.5
Aroclor-1260-2	10.06	9.96	10.16	281.0	250.0	12.4
Aroclor-1260-3	10.21	10.12	10.32	282.0	250.0	12.8
Aroclor-1260-4	10.61	10.52	10.72	274.3	250.0	9.7

AVERAGE %D = 13.6

FORM VII PCB

PB44:01097

Analytical Resources Inc.
Dual Column PCB Quantitation Report

Data file 1: 20090606.B/0615-1.b/0615B027.d
Data file 2: 20090606.B/0615-2.b/0615B027.d
Method: /chem2/ecd5.i/20090606.B/PCB1.m
Compound Sublist: AR1660
Instrument, Inj. Vol.: ecd5.i, 2ul
Quant Method: Internal Std

ARI ID: AR1660
Client ID:
Injection Date: 15-JUN-2009 14:38
Report Date: 06/17/2009 12:26
Matrix: SOIL
Dilution Factor: 1.000

ZB5 Col			ZB35 Col			ZB5	ZB35	RPD	Compound/Flag
RT	Shift	Response	RT	Shift	Response	on col	on col		
4.396	-0.003	7642146	4.964	-0.002	8540911	20.7	20.3	2.0	Tetrachloro-m-xylene
11.059	-0.001	4962703	11.703	0.000	5379430	18.5	18.8	1.4	Decachlorobiphenyl

- * Indicates RPD > 40%
- M Indicates Column 1 peak was manually integrated
- N Indicates Column 2 peak was manually integrated

SURROGATE PERCENT RECOVERY

SURROGATE	Col1	Col2
Tetrachloro-m-xylene	51.8	50.8
Decachlorobiphenyl	46.3	47.0

INTERNAL STANDARD SUMMARY

Standard Cpnd	Column 1		%D
	Standard Area*	Sample Area	
Bromo-Nitrobenzene	30034732	28193289	-6.1
Hexabromobiphenyl	12924817	9764614	-24.5

Standard Cpnd	Column 2		%D
	Standard Area*	Sample Area	
Bromo-Nitrobenzene	33277512	32547580	-2.2
Hexabromobiphenyl	11348053	9917879	-12.6

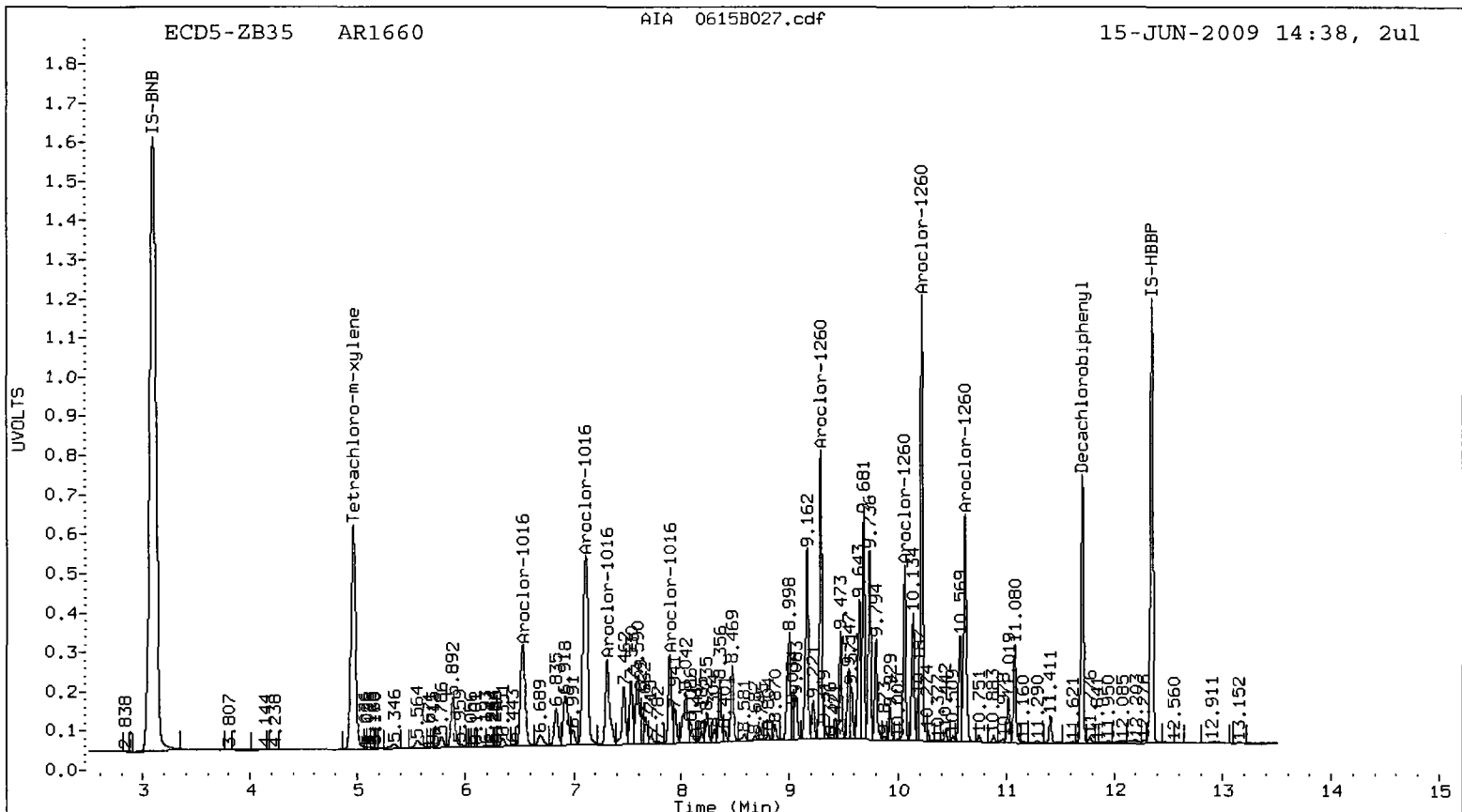
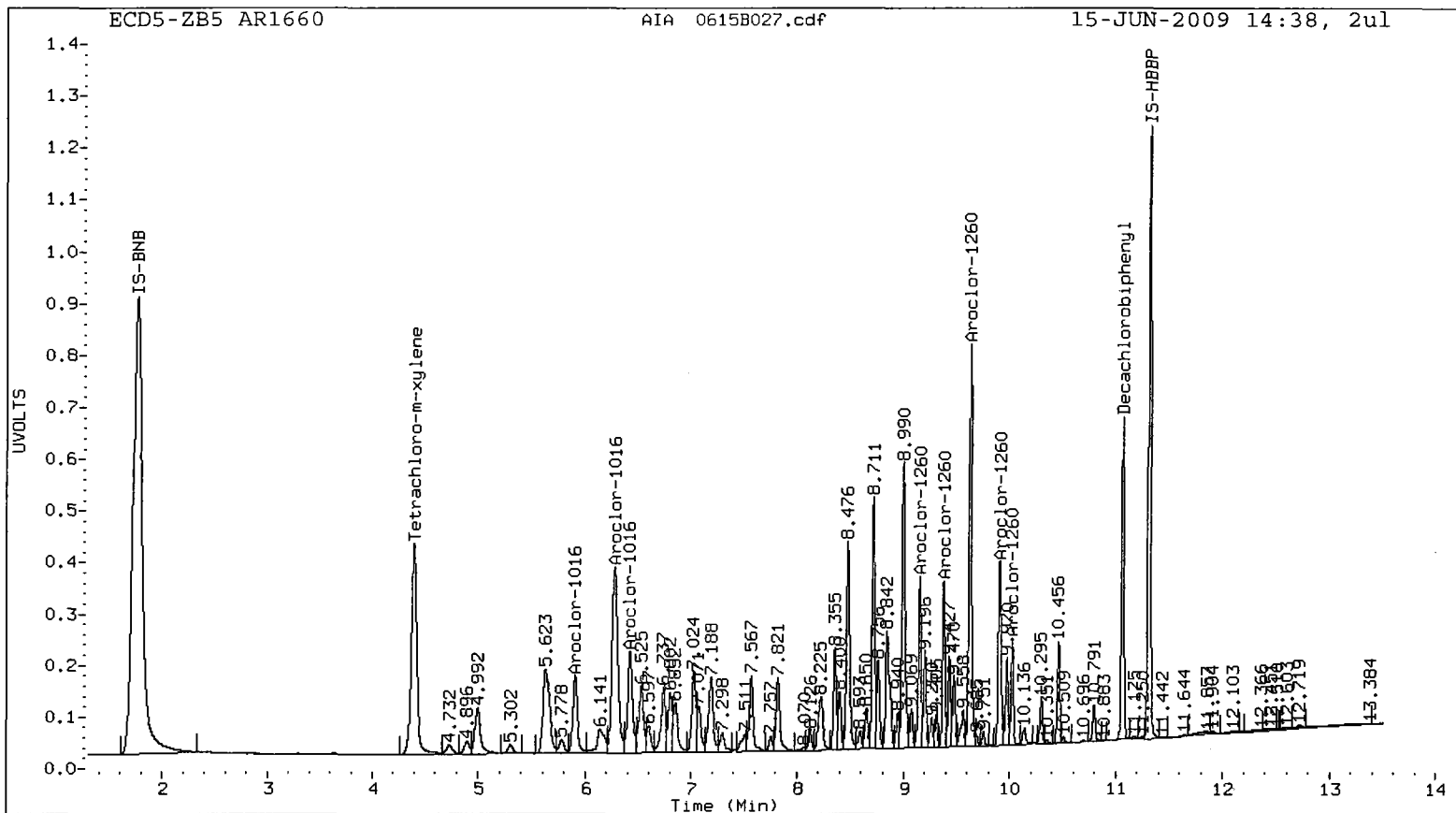
- * Standard Areas taken from Initial Cal Level 3
Initial Calibration Date: 07-JUN-2009
- <- Indicates standard response outside Limits (-50 to +100%)

ZB5 Col						ZB35 Col					
Aroclor	Peak#	RT	Shift	Area	Amount	Peak#	RT	Shift	Area	Amount	
Aroclor-1016	1	5.901	-0.003	2317881	271.8	1	6.531	0.000	3855780	260.0	
Aroclor-1016	2	6.275	-0.003	7119351	259.3	2	7.108	-0.001	7965449	257.0	
Aroclor-1016	3	6.419	-0.002	3122483	266.3	3	7.306	-0.002	3023618	250.0	
Aroclor-1016	4	---			0.0	4	7.892	-0.001	2365854	256.3	
Total CollAve (3 peaks):				265.8	Total Col2Ave (4 peaks):				255.8	RPD = 4	
Corrected Ave: < 3 Peaks					Corrected Ave (3 peaks):				254.4		
Aroclor-1260	1	9.147	-0.001	2893128	276.0	1	9.288	0.000	5567192	298.8	
Aroclor-1260	2	9.373	-0.001	2712229	272.7	2	10.055	0.000	3394761	281.0	
Aroclor-1260	3	9.619	-0.002	6745668	266.8	3	10.214	-0.001	8751135	282.0	
Aroclor-1260	4	9.899	0.000	3438793	262.3	4	10.615	-0.001	5055760	274.3	
Aroclor-1260	5	10.020	0.000	1697833	265.4	NS	---			----	
Total CollAve (5 peaks):				268.6	Total Col2Ave (4 peaks):				284.0	RPD = 6	
Corrected Ave (4 peaks):				266.8	Corrected Ave (3 peaks):				279.1	RPD = 5	

Total PCB Area Coll (4.499 - 10.961) = 94692600 Coll Total PCB = 0.5 ppm*

Total PCB Area Col2 (5.066 - 11.603) = 101600554 Col2 Total PCB = 0.5 ppm*

* Quantitated against AR1660 0.25ppm in Ical



PCB Analysis
QC Raw Data

prepared
for

ENVIROMENTAL SCIENCE CORP.

Project: JELD-WEN NORD DOOR

ARI JOB NO: PB44

prepared
by

Analytical Resources, Inc.

ORGANICS ANALYSIS DATA SHEET
PSDDA PCB by GC/ECD
 Page 1 of 1

Sample ID: MB-061009
 METHOD BLANK

Lab Sample ID: MB-061009
 LIMS ID: 09-12790
 Matrix: Sediment
 Data Release Authorized: *AB*
 Reported: 06/17/09

QC Report No: PB44-ENVIRONMENTAL SCIENCE CORP.
 Project: JELD-WEN NORD DOOR

Date Sampled: NA
 Date Received: NA

Date Extracted: 06/10/09
 Date Analyzed: 06/13/09 23:54
 Instrument/Analyst: ECD5/JGR
 GPC Cleanup: No
 Sulfur Cleanup: Yes
 Acid Cleanup: Yes
 Florisil Cleanup: No

Sample Amount: 25.0 g
 Final Extract Volume: 1.0 mL
 Dilution Factor: 1.00
 Silica Gel: Yes
 Percent Moisture: NA

CAS Number	Analyte	RL	Result
12674-11-2	Aroclor 1016	0.8	< 0.8 U
53469-21-9	Aroclor 1242	0.8	< 0.8 U
12672-29-6	Aroclor 1248	0.8	< 0.8 U
11097-69-1	Aroclor 1254	0.8	< 0.8 U
11096-82-5	Aroclor 1260	0.8	< 0.8 U
11104-28-2	Aroclor 1221	0.8	< 0.8 U
11141-16-5	Aroclor 1232	0.8	< 0.8 U

Reported in $\mu\text{g}/\text{kg}$ (ppb)

PCB Surrogate Recovery

Decachlorobiphenyl	64.8%
Tetrachlorometaxylene	57.8%

Analytical Resources Inc.
Dual Column PCB Quantitation Report

Data file 1: 20090606.B/0613-1.b/0613B044.d
Data file 2: 20090606.B/0613-2.b/0613B044.d
Method: /chem2/ecd5.i/20090606.B/PCB1.m
Compound Sublist: PCB
Instrument, Inj. Vol.: ecd5.i, 2ul
Quant Method: Internal Std

ARI ID: PB44MBS1
Client ID:
Injection Date: 13-JUN-2009 23:54
Report Date: 06/17/2009 09:13
Matrix: SOIL
Dilution Factor: 1.000

ZB5 Col			ZB35 Col			ZB5	ZB35	RPD	Compound/Flag
RT	Shift	Response	RT	Shift	Response	on col	on col		
4.397	-0.002	8224678	4.966	0.000	9315555	20.2	23.1	13.6	Tetrachloro-m-xylene
11.059	-0.001	8773243	11.704	0.001	9100170	25.9	25.6	1.1	Decachlorobiphenyl

- * Indicates RPD > 40%
- M Indicates Column 1 peak was manually integrated
- N Indicates Column 2 peak was manually integrated

SURROGATE PERCENT RECOVERY

SURROGATE	Col1	Col2
Tetrachloro-m-xylene	50.4	57.8
Decachlorobiphenyl	64.7	64.0

PL 06/17/09

INTERNAL STANDARD SUMMARY

Standard Cpnd	Column 1		
	Standard Area*	Sample Area	%D
Bromo-Nitrobenzene	30034732	31144153	3.7
Hexabromobiphenyl	12924817	12365913	-4.3

Standard Cpnd	Column 2		
	Standard Area*	Sample Area	%D
Bromo-Nitrobenzene	33277512	31159865	-6.4
Hexabromobiphenyl	11348053	12316408	8.5

- * Standard Areas taken from Initial Cal Level 3
Initial Calibration Date: 07-JUN-2009
- <- Indicates standard response outside Limits (-50 to +100%)

ZB5 Col						ZB35 Col					
Aroclor	Peak#	RT	Shift	Area	Amount	Peak#	RT	Shift	Area	Amount	
Aroclor-1016	1	---			0.0	1	6.537	0.006	107116	7.5	
Aroclor-1016	2	---			0.0	2	7.084	-0.026	44878	1.5	
Aroclor-1016	3	---			0.0	3	7.313	0.005	47126	4.1	
Aroclor-1016	4	---			0.0	4	7.960	0.068	111256	12.6	
CollAve: <3 Quant Peaks						Col2Ave: 6.4					
Aroclor-1221	1	4.736	0.004	115473	6.8	1	5.609	0.043	345498	19.1	
Aroclor-1221	2	4.899	0.004	170257	15.7	2	5.846	0.054	326171	30.2	
Aroclor-1221	3	---			0.0	3	5.901	0.005	213797	6.0	
Aroclor-1221	NS	---			----	4	7.313	0.003	47126	8.3	
CollAve: <3 Quant Peaks						Col2Ave: 15.9					
Aroclor-1232	1	4.899	0.001	170257	12.2	1	5.901	0.005	213797	18.4	
Aroclor-1232	2	---			0.0	2	6.537	0.002	107116	10.1	
Aroclor-1232	3	---			0.0	3	7.084	-0.030	44878	2.2	
Aroclor-1232	4	6.428	0.003	21603	2.3	4	7.313	0.003	47126	5.8	
CollAve: <3 Quant Peaks						Col2Ave: 9.1					
Aroclor-1242	1	---			0.0	1	6.537	0.008	107116	7.9	
Aroclor-1242	2	---			0.0	2	7.084	-0.027	44878	1.6	
Aroclor-1242	3	---			0.0	3	7.313	0.005	47126	4.5	
Aroclor-1242	4	---			0.0	4	8.122	-0.064	47804	9.9	
CollAve: <3 Quant Peaks						Col2Ave: 6.0					
Aroclor-1248	1	---			0.0	1	7.084	-0.021	44878	2.6	
Aroclor-1248	2	---			0.0	2	7.571	0.039	125327	12.5	
Aroclor-1248	3	---			0.0	3	7.960	0.068	111256	8.5	
Aroclor-1248	4	---			0.0	4	8.272	0.033	90611	5.3	
CollAve: <3 Quant Peaks						Col2Ave: 7.2					
Aroclor-1254	1	---			0.0	1	8.404	-0.065	82714	4.6	
Aroclor-1254	2	---			0.0	2	8.878	0.008	65644	5.6	
Aroclor-1254	3	---			0.0	3	8.988	0.007	62983	2.7	
Aroclor-1254	4	---			0.0	4	9.166	0.025	43662	1.6	
Aroclor-1254	5	---			0.0	5	9.490	-0.042	46065	2.9	
CollAve: <3 Quant Peaks						Col2Ave: 3.5					
Aroclor-1260	1	---			0.0	1	9.245	-0.043	36974	1.6	
Aroclor-1260	2	---			0.0	2	10.069	0.014	38764	2.6	
Aroclor-1260	3	9.665	0.044	21720	0.7	3	10.238	0.022	101963	2.6	
Aroclor-1260	4	---			0.0	4	10.612	-0.003	17461	0.8	
Aroclor-1260	5	10.013	-0.007	32783	4.0	NS	---			----	
CollAve: <3 Quant Peaks						Col2Ave: 1.9					
Aroclor-1262	1	---			0.0	1	10.069	0.011	38764	1.2	
Aroclor-1262	2	9.665	0.046	21720	0.3	2	10.238	0.019	101963	1.4	
Aroclor-1262	3	10.013	-0.008	32783	1.2	3	10.561	-0.010	31094	1.0	
Aroclor-1262	4	---			0.0	4	10.612	-0.006	17461	0.4	
Aroclor-1262	5	---			0.0	5	11.118	0.035	29768	1.2	
CollAve: <3 Quant Peaks						Col2Ave: 1.0					
Aroclor-1268	1	10.013	-0.008	32783	0.6	1	10.561	-0.010	31094	0.5	
Aroclor-1268	2	---			0.0	2	10.612	-0.006	17461	0.3	
Aroclor-1268	3	10.232	0.001	22110	0.6	3	10.886	-0.002	75436	1.9	
Aroclor-1268	4	10.804	0.001	186379	1.7	4	11.406	-0.010	14821	0.1	
Total CollAve (3 peaks):				0.9	Total Col2Ave (4 peaks):				0.7	RPD = 28	
Corrected Ave: < 3 Peaks					Corrected Ave (3 peaks):				0.3		

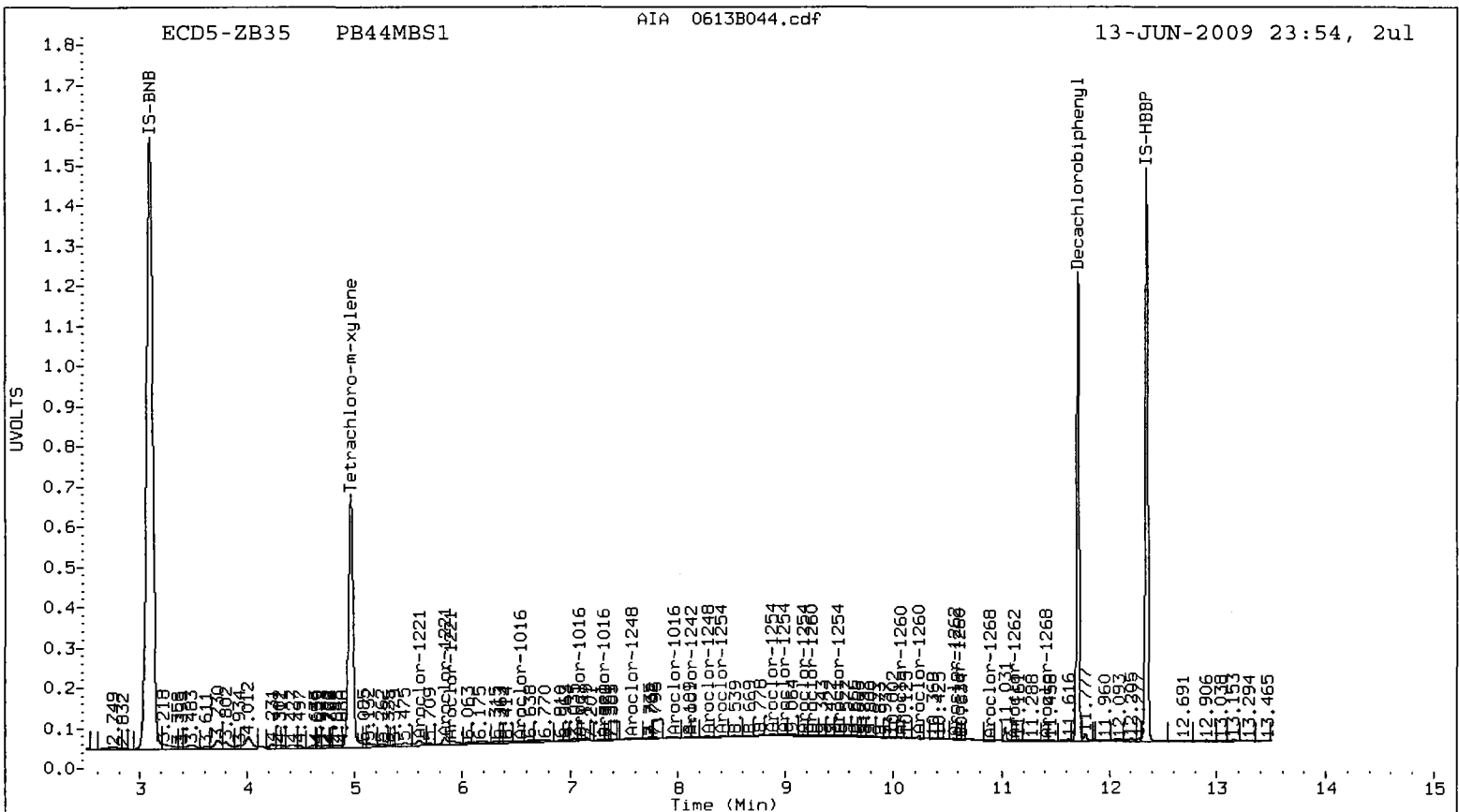
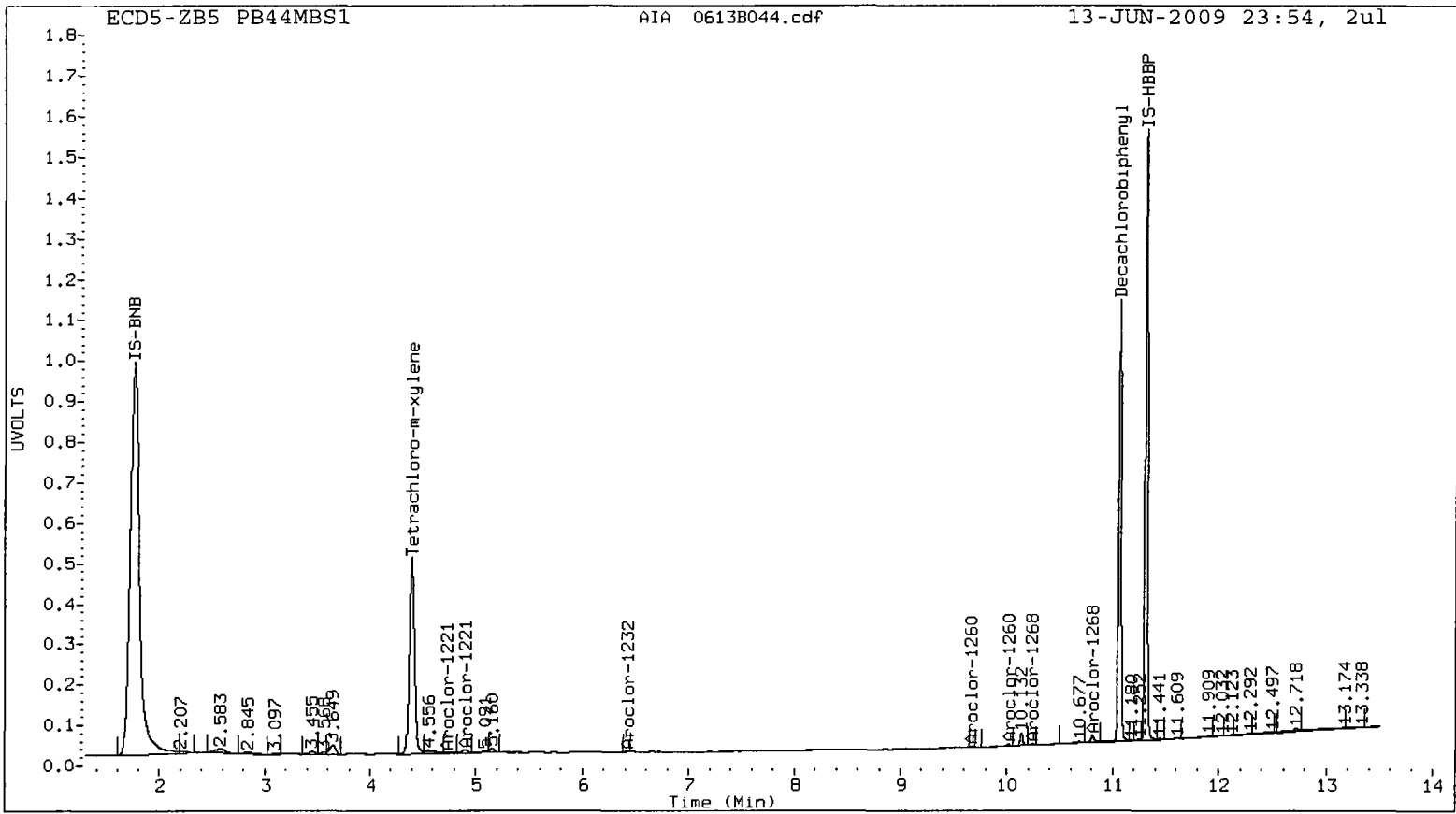
Total PCB Area Col1 (4.499 - 10.961) = 1470268

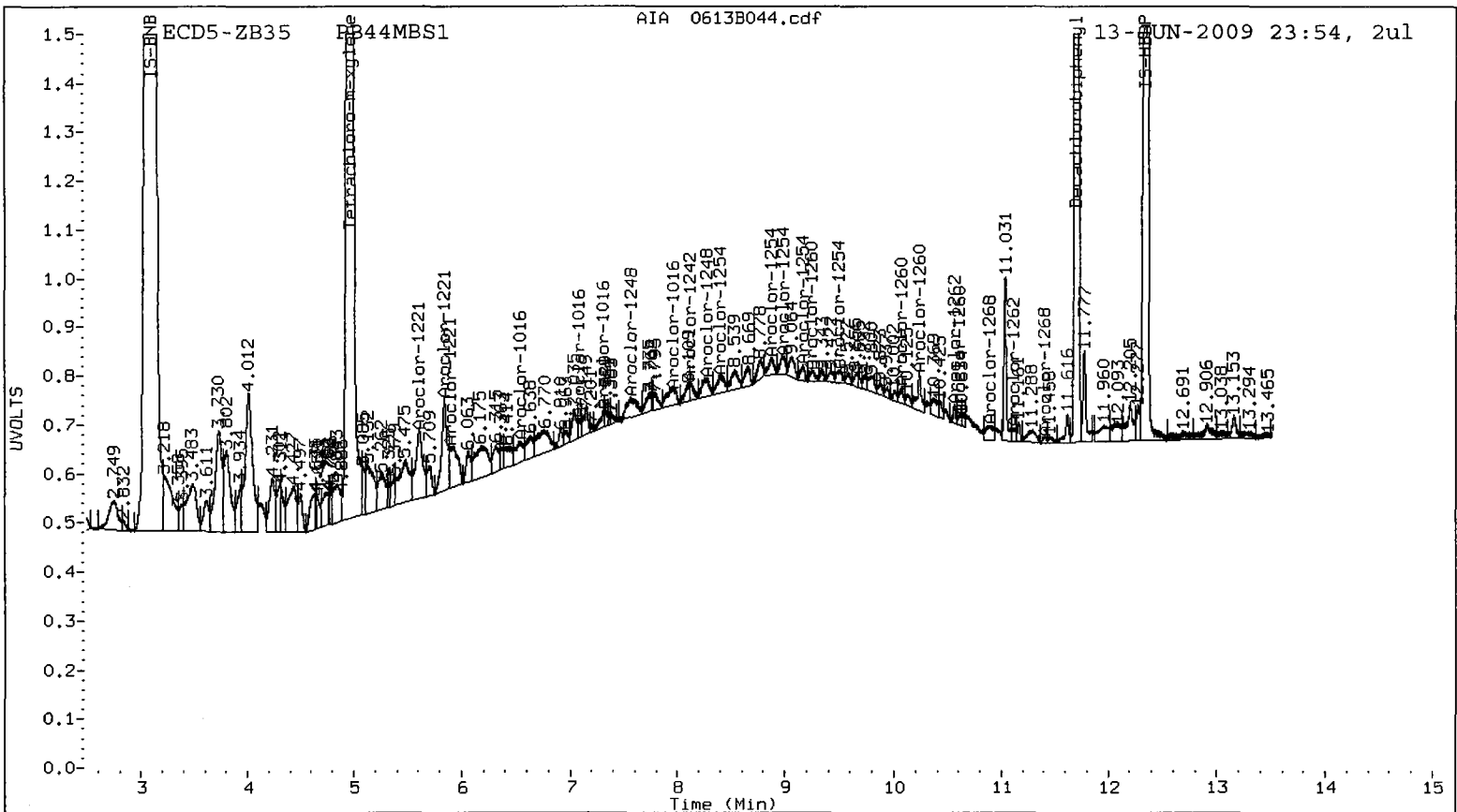
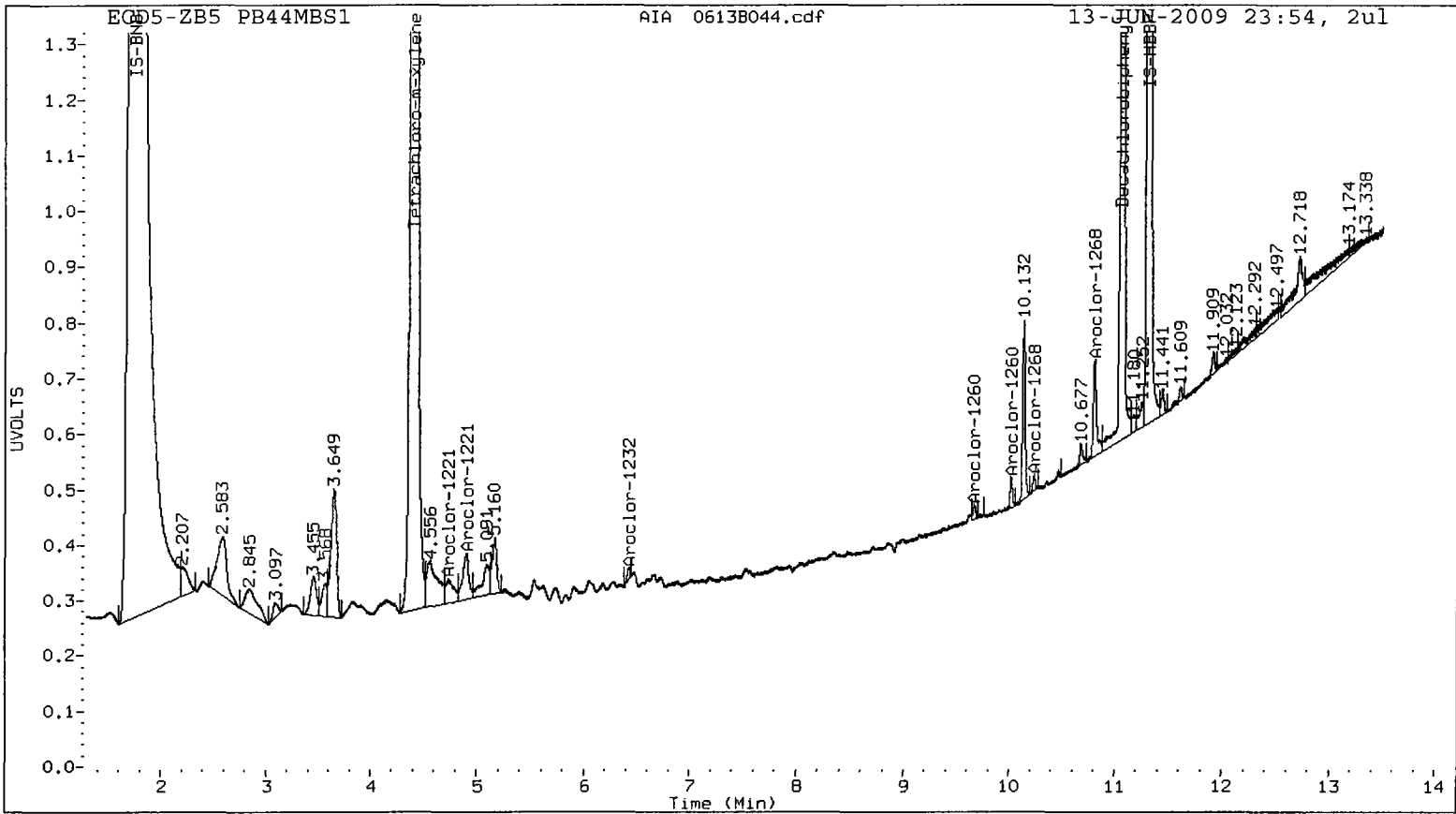
Col1 Total PCB = 0.0 ppm*

Total PCB Area Col2 (5.066 - 11.603) = 5620533

Col2 Total PCB = 0.0 ppm*

* Quantitated against AR1660 0.25ppm in Ical





ORGANICS ANALYSIS DATA SHEET
PSDDA PCB by GC/ECD
 Page 1 of 1

Sample ID: 3SED3-A
MATRIX SPIKE

Lab Sample ID: PB44D
 LIMS ID: 09-12790
 Matrix: Sediment
 Data Release Authorized: *[Signature]*
 Reported: 06/17/09

QC Report No: PB44-ENVIROMENTAL SCIENCE CORP.
 Project: JELD-WEN NORD DOOR

Date Sampled: 06/04/09
 Date Received: 06/04/09

Date Extracted: 06/10/09
 Date Analyzed: 06/14/09 01:37
 Instrument/Analyst: ECD5/JGR
 GPC Cleanup: No
 Sulfur Cleanup: Yes
 Acid Cleanup: Yes
 Florisil Cleanup: No

Sample Amount: 25.3 g-dry-wt
 Final Extract Volume: 1.0 mL
 Dilution Factor: 5.00
 Silica Gel: Yes
 Percent Moisture: 16.3%

CAS Number	Analyte	RL	Result
12674-11-2	Aroclor 1016	4.0	---
53469-21-9	Aroclor 1242	4.0	< 4.0 U
12672-29-6	Aroclor 1248	4.0	< 4.0 U
11097-69-1	Aroclor 1254	4.0	< 4.0 U
11096-82-5	Aroclor 1260	4.0	---
11104-28-2	Aroclor 1221	4.0	< 4.0 U
11141-16-5	Aroclor 1232	4.0	< 4.0 U

Reported in $\mu\text{g}/\text{kg}$ (ppb)

PCB Surrogate Recovery

Decachlorobiphenyl	102%
Tetrachlorometaxylene	77.8%

Analytical Resources Inc.
Dual Column PCB Quantitation Report

Data file 1: 20090606.B/0613-1.b/0613B050.d
Data file 2: 20090606.B/0613-2.b/0613B050.d
Method: /chem2/ecd5.i/20090606.B/PCB1.m
Compound Sublist: PCB
Instrument, Inj. Vol.: ecd5.i, 2ul
Quant Method: Internal Std

ARI ID: PB44DMS
Client ID:
Injection Date: 14-JUN-2009 01:37
Report Date: 06/17/2009 09:37
Matrix: SOIL
Dilution Factor: 5.000

ZB5 Col			ZB35 Col			ZB5	ZB35	RPD	Compound/Flag
RT	Shift	Response	RT	Shift	Response	on col	on col		
4.398	-0.001	2325596	4.968	0.001	2302701	6.2	5.5	12.3	Tetrachloro-m-xylene
11.060	0.000	3270712	11.702	-0.001	2505013	12.0	8.1	38.5	Decachlorobiphenyl

- * Indicates RPD > 40%
- M Indicates Column 1 peak was manually integrated
- N Indicates Column 2 peak was manually integrated

SURROGATE PERCENT RECOVERY

SURROGATE	Col1	Col2
Tetrachloro-m-xylene	77.7	68.7
Decachlorobiphenyl	150.0	101.6

MR

06/17/09

INTERNAL STANDARD SUMMARY

Standard Cpnd	Column 1		%D
	Standard Area*	Sample Area	
Bromo-Nitrobenzene	30034732	28582622	-4.8
Hexabromobiphenyl	12924817	9938023	-23.1

Standard Cpnd	Column 2		%D
	Standard Area*	Sample Area	
Bromo-Nitrobenzene	33277512	32425471	-2.6
Hexabromobiphenyl	11348053	10674403	-5.9

- * Standard Areas taken from Initial Cal Level 3
Initial Calibration Date: 07-JUN-2009
- <- Indicates standard response outside Limits (-50 to +100%)

ZB5 Col						ZB35 Col						
Aroclor	Peak#	RT	Shift	Area	Amount	Peak#	RT	Shift	Area	Amount		
Aroclor-1016	1	5.903	-0.001	529720	61.3	1	6.531	0.000	852476	57.7		
Aroclor-1016	2	6.277	-0.001	1782360	64.0	2	7.109	0.000	1905544	61.7		
Aroclor-1016	3	6.422	0.001	751079	63.2	3	7.307	0.000	772659	64.1		
Aroclor-1016	4	6.525	-0.003	488837	64.2	4	7.893	0.000	617101	67.1		
Total CollAve (4 peaks):					63.2	Total Col2Ave (4 peaks):					62.7	RPD = 1
Corrected Ave (3 peaks):					62.8	Corrected Ave (3 peaks):					61.2	RPD = 3
Aroclor-1221	1	4.673	-0.060	609510	39.1	1	5.568	0.002	617547	32.7		
Aroclor-1221	2	4.897	0.002	111315	11.2	2	5.844	0.053	387299	34.5		
Aroclor-1221	3	4.993	0.003	440550	11.8	3	5.928	0.032	6448734	173.6		
Aroclor-1221	NS	---	---	---	---	4	7.307	-0.003	772659	131.5		
Total CollAve (3 peaks):					20.7	Total Col2Ave (4 peaks):					93.1	RPD = 127*
Corrected Ave: < 3 Peaks						Corrected Ave (3 peaks):					66.2	
Aroclor-1232	1	4.993	0.095	440550	34.5	1	5.928	0.032	6448734	533.3		
Aroclor-1232	2	5.903	0.001	529720	85.6	2	6.531	-0.004	852476	77.0		
Aroclor-1232	3	6.277	0.004	1782360	90.0	3	7.109	-0.004	1905544	89.3		
Aroclor-1232	4	6.422	-0.003	751079	88.0	4	7.307	-0.003	772659	92.0		
Total CollAve (4 peaks):					74.5	Total Col2Ave (4 peaks):					197.9	RPD = 91*
Corrected Ave (3 peaks):					69.4	Corrected Ave (3 peaks):					86.1	RPD = 22
Aroclor-1242	1	5.903	0.000	529720	63.0	1	6.531	0.002	852476	60.7		
Aroclor-1242	2	6.277	-0.001	1782360	66.5	2	7.109	-0.002	1905544	66.1		
Aroclor-1242	3	6.422	0.001	751079	64.3	3	7.307	0.000	772659	70.2		
Aroclor-1242	4	7.513	0.003	98541	10.7	4	8.187	0.001	96527	19.3		
Total CollAve (4 peaks):					51.1	Total Col2Ave (4 peaks):					54.1	RPD = 6
Corrected Ave (3 peaks):					46.0	Corrected Ave (3 peaks):					48.7	RPD = 6
Aroclor-1248	1	6.277	0.002	1782360	107.9	1	7.109	0.005	1905544	105.4		
Aroclor-1248	2	6.738	-0.001	455108	42.1	2	7.531	0.000	440285	42.3		
Aroclor-1248	3	7.024	0.000	538411	42.6	3	7.893	0.000	617101	45.4		
Aroclor-1248	4	7.567	0.004	618134	30.6	4	8.236	-0.003	282232	16.0		
Total CollAve (4 peaks):					55.8	Total Col2Ave (4 peaks):					52.3	RPD = 6
Corrected Ave (3 peaks):					38.4	Corrected Ave (3 peaks):					34.6	RPD = 11
Aroclor-1254	1	7.820	-0.001	631210	28.3	1	8.469	0.000	622169	33.2		
Aroclor-1254	2	8.122	-0.003	417424	29.0	2	8.871	0.001	182403	14.8		
Aroclor-1254	3	8.227	-0.004	883774	32.4	3	8.994	0.014	1217924	49.4		
Aroclor-1254	4	8.476	-0.014	1365799	47.7	4	9.162	0.021	1529663	53.5		
Aroclor-1254	5	8.757	-0.008	764320	44.3	5	9.548	0.016	996793	59.5		
Total CollAve (5 peaks):					36.3	Total Col2Ave (5 peaks):					42.1	RPD = 15
Corrected Ave (4 peaks):					33.5	Corrected Ave (4 peaks):					37.7	RPD = 12
Aroclor-1260	1	9.146	-0.002	1069218	100.2	1	9.288	0.000	1965913	98.0		
Aroclor-1260	2	9.374	0.000	930447	91.9	2	10.059	0.003	1788366	137.5		
Aroclor-1260	3	9.620	0.000	4041072	157.1	3	10.219	0.003	4975471	149.0		
Aroclor-1260	4	9.898	-0.001	1599791	119.9	4	10.616	0.001	2176746	109.7		
Aroclor-1260	5	10.019	-0.001	723262	111.1	NS	---	---	---	---		
Total CollAve (5 peaks):					116.0	Total Col2Ave (4 peaks):					123.6	RPD = 6
Corrected Ave (4 peaks):					105.8	Corrected Ave (3 peaks):					115.1	RPD = 8
Aroclor-1262	1	9.374	0.000	930447	43.5	1	10.059	0.001	1788366	66.2		
Aroclor-1262	2	9.620	0.002	4041072	79.8	2	10.219	0.000	4975471	77.0		
Aroclor-1262	3	9.971	-0.051	504918	23.3	3	10.568	-0.003	1102560	40.8		
Aroclor-1262	4	10.019	9.019	723262	31.6	4	10.616	-0.002	2176746	55.3		
Aroclor-1262	5	10.474	0.018	6233030	336.2	5	11.056	-0.027	17827000	818.4		
Total CollAve (5 peaks):					102.9	Total Col2Ave (5 peaks):					211.5	RPD = 69*
Corrected Ave (4 peaks):					44.6	Corrected Ave (4 peaks):					59.8	RPD = 29
Aroclor-1268	1	9.971	-0.051	504918	12.0	1	10.568	-0.004	1102560	22.2		
Aroclor-1268	2	10.019	9.019	723262	18.2	2	10.616	-0.002	2176746	47.9		
Aroclor-1268	3	10.273	0.041	352177	11.1	3	10.879	-0.009	3386818	96.2		
Aroclor-1268	4	10.795	-0.007	299443	3.3	4	11.409	-0.007	406247	4.0		
Total CollAve (4 peaks):					11.2	Total Col2Ave (4 peaks):					42.6	RPD = 117*

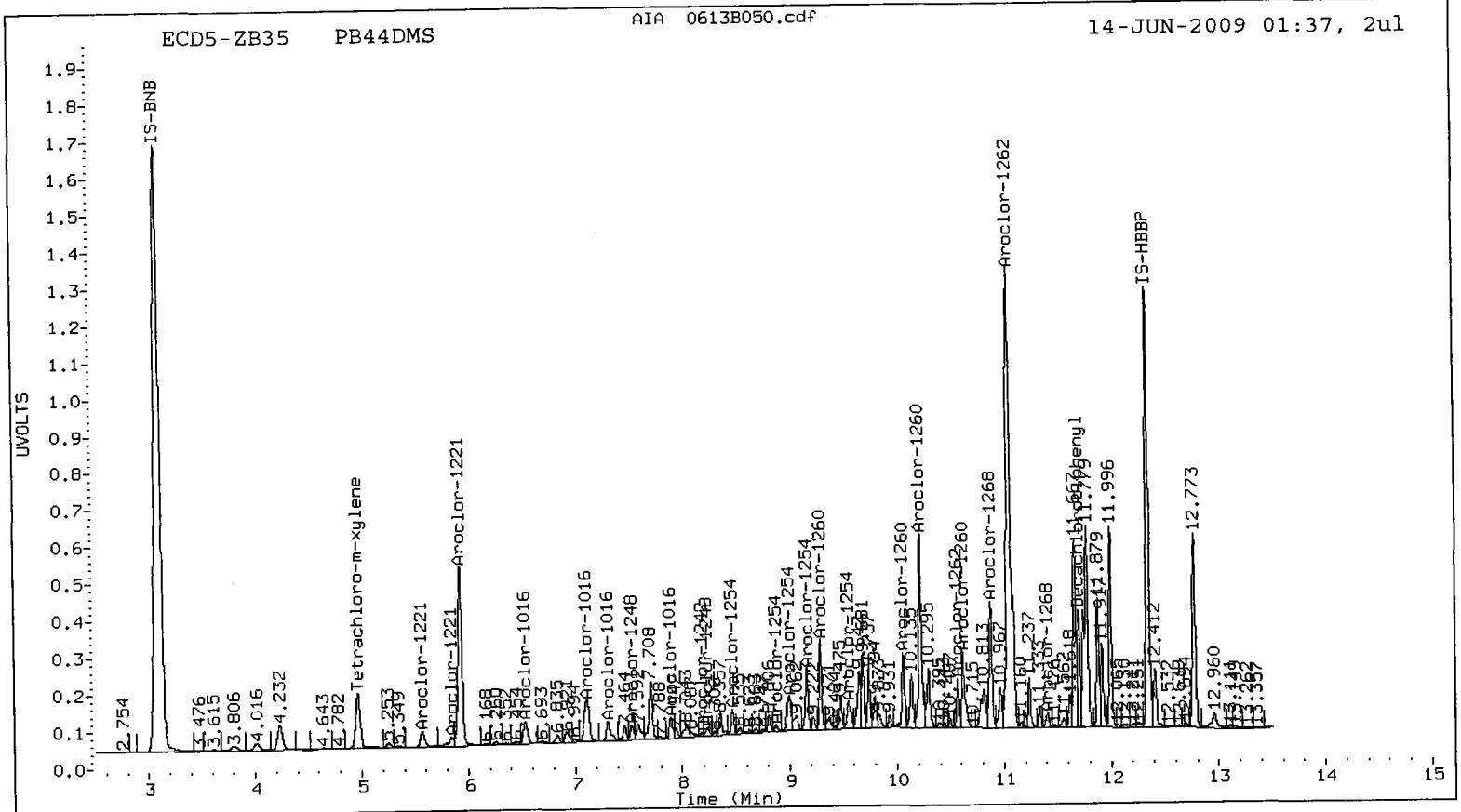
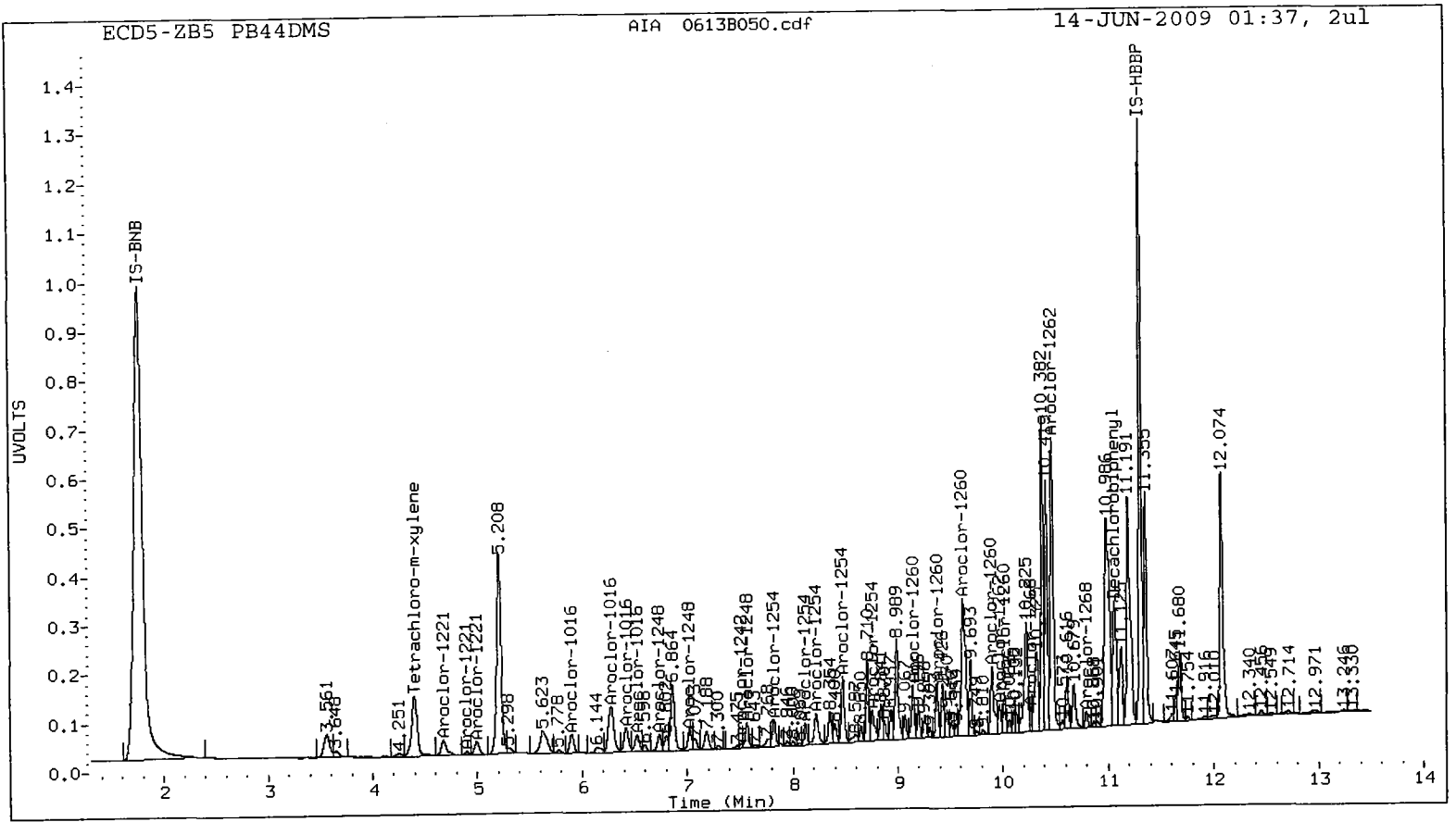
Corrected Ave (3 peaks): 8.8 Corrected Ave (3 peaks): 24.7 RPD = 95*

Total PCB Area Col1 (4.499 - 10.961) = 66310862 Col1 Total PCB = 0.3 ppm*
Total PCB Area Col2 (5.066 - 11.603) = 74084836 Col2 Total PCB = 0.4 ppm*

* Quantitated against AR1660 0.25ppm in Ical

PCB-Form 10 Mod.

PS44:01110



ORGANICS ANALYSIS DATA SHEET

PSDDA PCB by GC/ECD

Page 1 of 1


Sample ID: 3SED3-A

MATRIX SPIKE DUP

Lab Sample ID: PB44D

LIMS ID: 09-12790

Matrix: Sediment

Data Release Authorized: 

Reported: 06/17/09

QC Report No: PB44-ENVIRONMENTAL SCIENCE CORP.

Project: JELD-WEN NORD DOOR

Date Sampled: 06/04/09

Date Received: 06/04/09

Date Extracted: 06/10/09

Date Analyzed: 06/14/09 01:54

Instrument/Analyst: ECD5/JGR

GPC Cleanup: No

Sulfur Cleanup: Yes

Acid Cleanup: Yes

Florisil Cleanup: No

Sample Amount: 25.4 g-dry-wt

Final Extract Volume: 1.0 mL

Dilution Factor: 5.00

Silica Gel: Yes

Percent Moisture: 16.3%

CAS Number	Analyte	RL	Result
12674-11-2	Aroclor 1016	3.9	---
53469-21-9	Aroclor 1242	3.9	< 3.9 U
12672-29-6	Aroclor 1248	3.9	< 3.9 U
11097-69-1	Aroclor 1254	3.9	< 3.9 U
11096-82-5	Aroclor 1260	3.9	---
11104-28-2	Aroclor 1221	3.9	< 3.9 U
11141-16-5	Aroclor 1232	3.9	< 3.9 U

Reported in $\mu\text{g}/\text{kg}$ (ppb)

PCB Surrogate Recovery

Decachlorobiphenyl	109%
Tetrachlorometaxylene	77.4%

Analytical Resources Inc.
Dual Column PCB Quantitation Report

Data file 1: 20090606.B/0613-1.b/0613B051.d
Data file 2: 20090606.B/0613-2.b/0613B051.d
Method: /chem2/ecd5.i/20090606.B/PCB1.m
Compound Sublist: PCB
Instrument, Inj. Vol.: ecd5.i, 2ul
Quant Method: Internal Std

ARI ID: PB44DMSD
Client ID:
Injection Date: 14-JUN-2009 01:54
Report Date: 06/17/2009 09:38
Matrix: SOIL
Dilution Factor: 5.000

RT	ZB5 Col Shift	ZB5 Col Response	RT	ZB35 Col Shift	ZB35 Col Response	ZB5 on col	ZB35 on col	RPD	Compound/Flag
4.401	0.002	2260757	4.970	0.004	2186701	6.2	5.4	14.5	Tetrachloro-m-xylene
11.062	0.001	3315346	11.703	0.000	2510832	13.2	8.7	40.5*	Decachlorobiphenyl

- * Indicates RPD > 40%
- M Indicates Column 1 peak was manually integrated
- N Indicates Column 2 peak was manually integrated

SURROGATE PERCENT RECOVERY

SURROGATE	Col1	Col2
Tetrachloro-m-xylene	77.4	66.9
Decachlorobiphenyl	164.5	109.1

me

06/17/09

INTERNAL STANDARD SUMMARY

Standard Cpnd	Column 1		%D
	Standard Area*	Sample Area	
Bromo-Nitrobenzene	30034732	27894264	-7.1
Hexabromobiphenyl	12924817	9190345	-28.9

Standard Cpnd	Column 2		%D
	Standard Area*	Sample Area	
Bromo-Nitrobenzene	33277512	31587108	-5.1
Hexabromobiphenyl	11348053	9968434	-12.2

- * Standard Areas taken from Initial Cal Level 3
- Initial Calibration Date: 07-JUN-2009
- <- Indicates standard response outside Limits (-50 to +100%)

ZB5 Col

ZB35 Col

Aroclor	Peak#	RT	Shift	Area	Amount	Peak#	RT	Shift	Area	Amount		
Aroclor-1016	1	5.904	0.000	551066	65.3	1	6.532	0.001	917549	63.8		
Aroclor-1016	2	6.278	0.000	1812266	66.7	2	7.110	0.000	1954137	65.0		
Aroclor-1016	3	6.422	0.001	784996	67.7	3	7.308	0.001	848612	72.3		
Aroclor-1016	4	6.527	0.000	495221	66.7	4	7.893	0.001	641319	71.6		
Total CollAve (4 peaks):					66.6	Total Col2Ave (4 peaks):					68.2	RPD = 2
Corrected Ave (3 peaks):					66.2	Corrected Ave (3 peaks):					66.8	RPD = 1
Aroclor-1221	1	4.674	-0.059	609117	40.1	1	5.570	0.004	631984	34.4		
Aroclor-1221	2	4.897	0.002	104505	10.8	2	5.845	0.053	500185	45.7		
Aroclor-1221	3	4.994	0.004	436801	12.0	3	5.929	0.033	4601395	127.2		
Aroclor-1221	NS	---	---	---	---	4	7.308	-0.002	848612	148.2		
Total CollAve (3 peaks):					20.9	Total Col2Ave (4 peaks):					88.9	RPD = 124*
Corrected Ave (< 3 Peaks)						Corrected Ave (3 peaks):					69.1	
Aroclor-1232	1	4.897	-0.001	104505	8.4	1	5.929	0.033	4601395	390.6		
Aroclor-1232	2	5.904	0.002	551066	91.3	2	6.532	-0.003	917549	85.1		
Aroclor-1232	3	6.278	0.006	1812266	93.7	3	7.110	-0.004	1954137	94.0		
Aroclor-1232	4	6.422	-0.003	784996	94.2	4	7.308	-0.002	848612	103.7		
Total CollAve (4 peaks):					71.9	Total Col2Ave (4 peaks):					168.4	RPD = 80*
Corrected Ave (3 peaks):					64.5	Corrected Ave (3 peaks):					94.3	RPD = 38
Aroclor-1242	1	5.904	0.001	551066	67.1	1	6.532	0.003	917549	67.1		
Aroclor-1242	2	6.278	0.000	1812266	69.3	2	7.110	-0.001	1954137	69.6		
Aroclor-1242	3	6.422	0.001	784996	68.9	3	7.308	0.001	848612	79.2		
Aroclor-1242	4	7.515	0.004	138292	15.4	4	8.187	0.001	91416	18.7		
Total CollAve (4 peaks):					55.2	Total Col2Ave (4 peaks):					58.7	RPD = 6
Corrected Ave (3 peaks):					50.5	Corrected Ave (3 peaks):					51.8	RPD = 3
Aroclor-1248	1	6.278	0.004	1812266	112.4	1	7.110	0.006	1954137	110.9		
Aroclor-1248	2	6.739	0.001	443746	42.1	2	7.532	0.001	447364	44.1		
Aroclor-1248	3	7.025	0.000	538301	43.7	3	7.893	0.001	641319	48.5		
Aroclor-1248	4	7.569	0.006	580035	29.4	4	8.237	-0.002	228711	13.3		
Total CollAve (4 peaks):					56.9	Total Col2Ave (4 peaks):					54.2	RPD = 5
Corrected Ave (3 peaks):					38.4	Corrected Ave (3 peaks):					35.3	RPD = 8
Aroclor-1254	1	7.821	0.000	602510	27.6	1	8.470	0.000	497919	27.3		
Aroclor-1254	2	8.124	-0.001	403872	28.7	2	8.871	0.001	207302	17.3		
Aroclor-1254	3	8.228	-0.003	786312	29.5	3	8.997	0.017	1136426	47.3		
Aroclor-1254	4	8.477	-0.013	1252333	44.8	4	9.163	0.022	1512481	54.3		
Aroclor-1254	5	8.758	-0.008	668437	39.7	5	9.549	0.017	848674	52.0		
Total CollAve (5 peaks):					34.1	Total Col2Ave (5 peaks):					39.6	RPD = 15
Corrected Ave (4 peaks):					31.4	Corrected Ave (4 peaks):					36.0	RPD = 14
Aroclor-1260	1	9.146	-0.002	1034573	104.8	1	9.289	0.001	2075652	110.8		
Aroclor-1260	2	9.375	0.001	1072681	114.6	2	10.059	0.004	1764807	145.3		
Aroclor-1260	3	9.621	0.001	4598714	193.3	3	10.219	0.003	5008845	160.6		
Aroclor-1260	4	9.898	-0.001	1481751	120.1	4	10.617	0.001	2541654	137.2		
Aroclor-1260	5	10.020	0.000	552536	91.8	NS	---	---	---	---		
Total CollAve (5 peaks):					124.9	Total Col2Ave (4 peaks):					138.5	RPD = 10
Corrected Ave (4 peaks):					107.8	Corrected Ave (3 peaks):					131.1	RPD = 20
Aroclor-1262	1	9.375	0.001	1072681	54.3	1	10.059	0.001	1764807	69.9		
Aroclor-1262	2	9.621	0.003	4598714	98.2	2	10.219	0.000	5008845	83.0		
Aroclor-1262	3	10.020	-0.001	552536	27.6	3	10.568	-0.004	1252601	49.6		
Aroclor-1262	4	---	---	---	0.0	4	10.617	-0.002	2541654	69.1		
Aroclor-1262	5	10.474	0.018	6911740	403.1	5	11.093	0.009	2677165	131.6		
Total CollAve (4 peaks):					145.8	Total Col2Ave (5 peaks):					80.7	RPD = 58*
Corrected Ave (3 peaks):					60.0	Corrected Ave (4 peaks):					67.9	RPD = 12
Aroclor-1268	1	10.020	-0.001	552536	14.2	1	10.568	-0.004	1252601	27.1		
Aroclor-1268	2	---	---	---	0.0	2	10.617	-0.002	2541654	59.9		
Aroclor-1268	3	10.224	-0.007	2669745	91.0	3	10.881	-0.007	4244674	129.1		
Aroclor-1268	4	10.795	-0.007	329675	3.9	4	11.407	-0.009	518395	5.4		
Total CollAve (3 peaks):					36.4	Total Col2Ave (4 peaks):					55.4	RPD = 41*

Corrected Ave: < 3 Peaks

Corrected Ave (3 peaks): 30.8

Total PCB Area Col1 (4.499 - 10.961) = 68081970
Total PCB Area Col2 (5.066 - 11.603) = 80218075

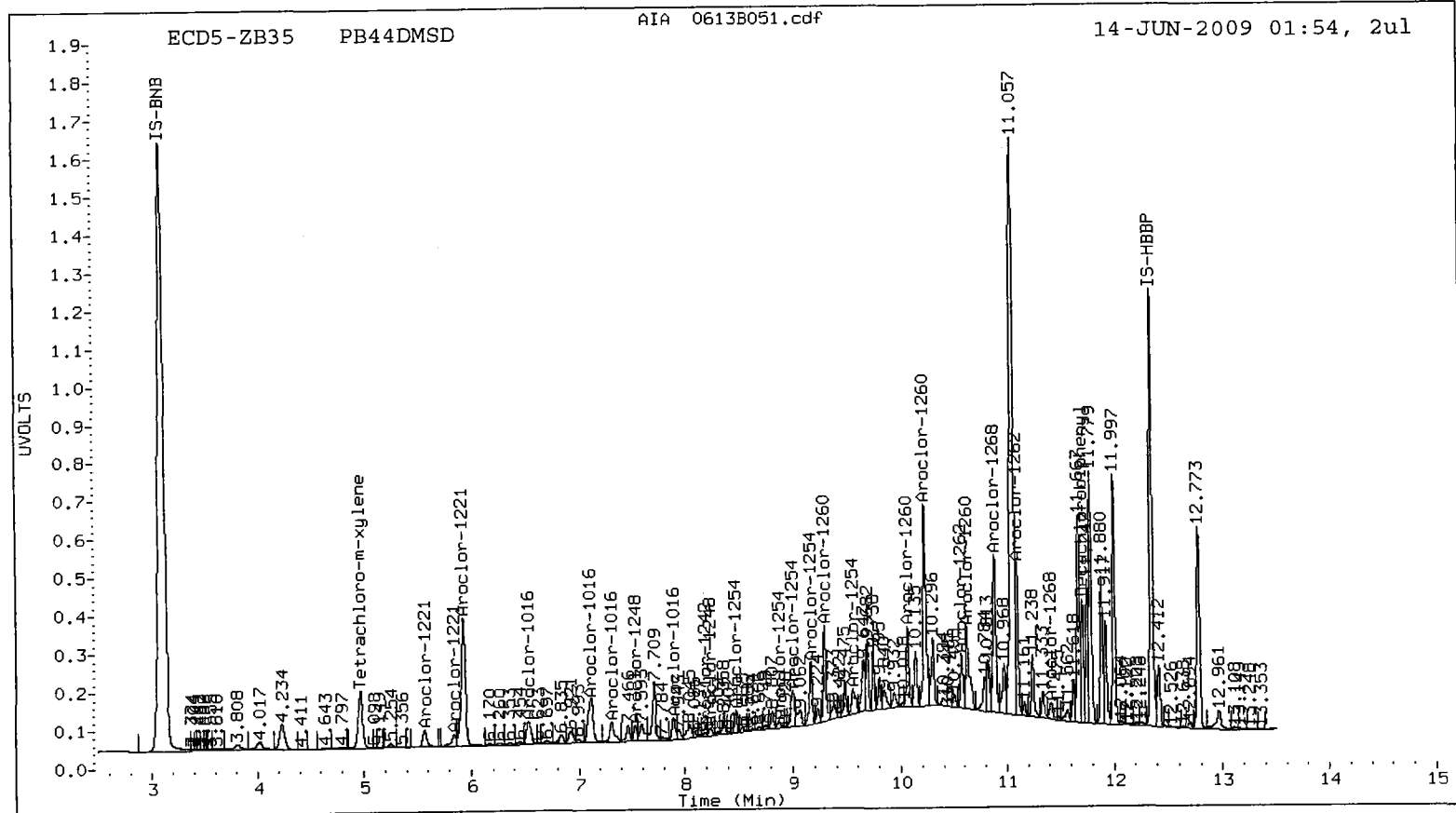
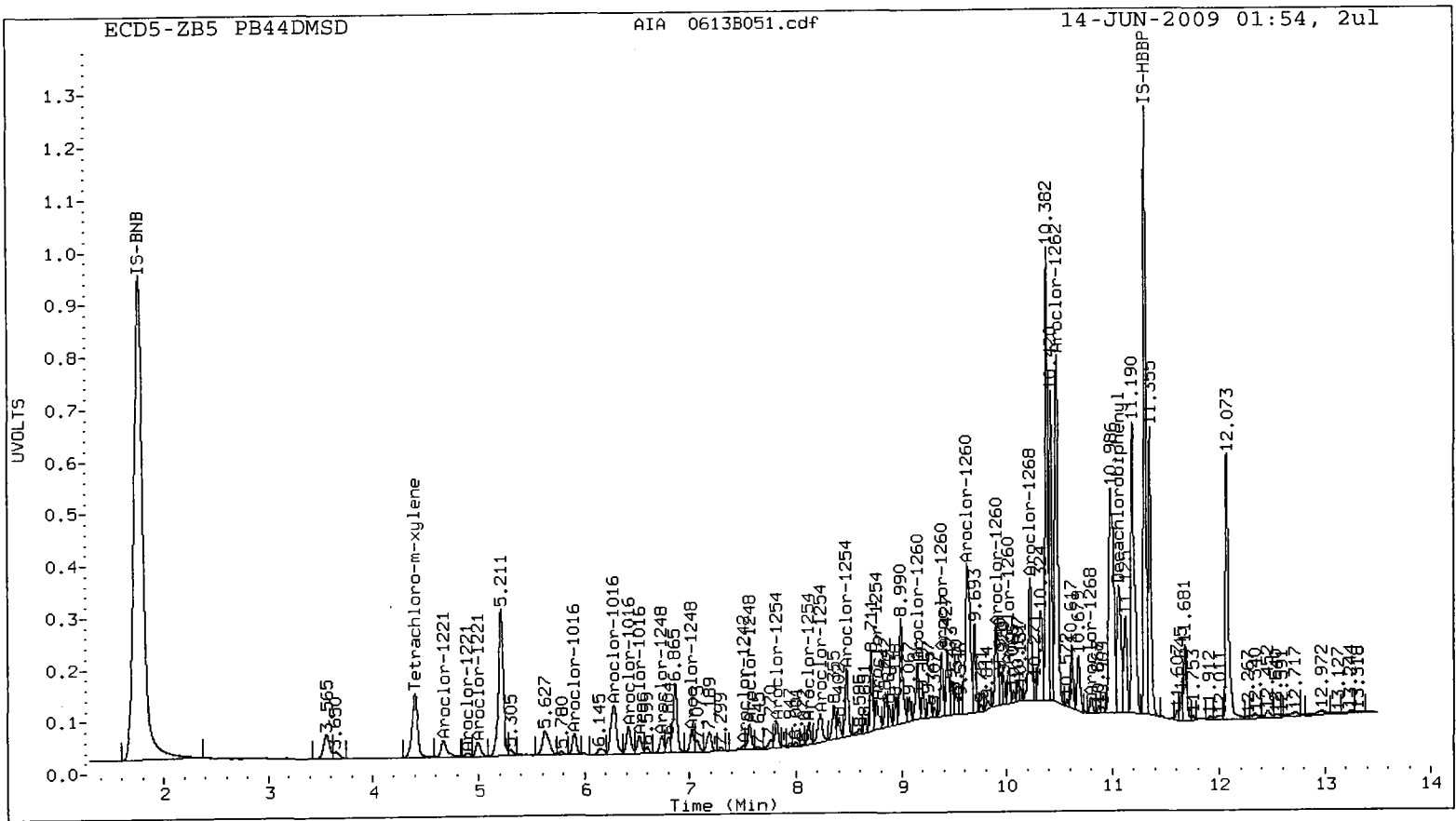
Col1 Total PCB = 0.3 ppm*

Col2 Total PCB = 0.4 ppm*

* Quantitated against AR1660 0.25ppm in Ical

PCB-Form 10 Mod.

PB44 : 01116



Analytical Resources Inc.
Dual Column PCB Quantitation Report

Data file 1: 20090606.B/0613-1.b/0613B045.d
Data file 2: 20090606.B/0613-2.b/0613B045.d
Method: /chem2/ecd5.i/20090606.B/PCB1.m
Compound Sublist: PCB
Instrument, Inj. Vol.: ecd5.i, 2ul
Quant Method: Internal Std

ARI ID: PB44LCSS1
Client ID:
Injection Date: 14-JUN-2009 00:11
Report Date: 06/17/2009 09:13
Matrix: SOIL
Dilution Factor: 1.000

ZB5 Col			ZB35 Col			ZB5	ZB35	RPD	Compound/Flag
RT	Shift	Response	RT	Shift	Response	on col	on col		
4.396	-0.003	8911985	4.967	0.001	9884933	21.6	21.1	2.2	Tetrachloro-m-xylene
11.059	-0.002	8890479	11.702	-0.001	9301878	26.5	27.0	1.9	Decachlorobiphenyl

- * Indicates RPD > 40%
- M Indicates Column 1 peak was manually integrated
- N Indicates Column 2 peak was manually integrated

SURROGATE PERCENT RECOVERY

SURROGATE	Col1	Col2
Tetrachloro-m-xylene	54.0	52.9
Decachlorobiphenyl	66.2	67.5

06/17/09

INTERNAL STANDARD SUMMARY

Standard Cpnd	Column 1		%D
	Standard Area*	Sample Area	
Bromo-Nitrobenzene	30034732	31496328	4.9
Hexabromobiphenyl	12924817	12244043	-5.3

Standard Cpnd	Column 2		%D
	Standard Area*	Sample Area	
Bromo-Nitrobenzene	33277512	36159617	8.7
Hexabromobiphenyl	11348053	11944808	5.3

- * Standard Areas taken from Initial Cal Level 3
Initial Calibration Date: 07-JUN-2009
- <- Indicates standard response outside Limits (-50 to +100%)

ZB5 Col					ZB35 Col						
Aroclor	Peak#	RT	Shift	Area	Amount	Peak#	RT	Shift	Area	Amount	
Aroclor-1016	1	5.902	-0.002	2724287	286.0	1	6.531	0.000	4766064	289.3	
Aroclor-1016	2	6.277	-0.001	9134506	297.8	2	7.108	-0.001	10482770	304.4	
Aroclor-1016	3	6.421	0.000	3962753	302.5	3	7.306	-0.001	4102165	305.3	
Aroclor-1016	4	6.527	-0.001	2654618	316.4	4	7.892	0.000	3436181	335.1	
Total CollAve (4 peaks):				300.7	Total Col2Ave (4 peaks):				308.5	RPD = 3	
Corrected Ave (3 peaks):				295.4	Corrected Ave (3 peaks):				299.7	RPD = 1	
Aroclor-1221	1	4.732	0.000	338622	19.7	1	5.567	0.000	486730	23.1	
Aroclor-1221	2	4.899	0.004	455454	41.6	2	5.790	-0.002	434171	34.7	
Aroclor-1221	3	4.994	0.004	1965604	47.6	3	5.893	-0.003	2287527	55.2	
Aroclor-1221	NS	---	---	---	---	4	7.306	-0.004	4102165	625.9	
Total CollAve (3 peaks):				36.3	Total Col2Ave (4 peaks):				184.7	RPD = 134*	
Corrected Ave: < 3 Peaks					Corrected Ave (3 peaks):				37.7		
Aroclor-1232	1	4.994	0.096	1965604	139.8	1	5.893	-0.003	2287527	169.6	
Aroclor-1232	2	5.902	0.000	2724287	399.6	2	6.531	-0.005	4766064	386.1	
Aroclor-1232	3	6.277	0.004	9134506	418.4	3	7.108	-0.005	10482770	440.7	
Aroclor-1232	4	6.421	-0.004	3962753	421.3	4	7.306	-0.004	4102165	437.9	
Total CollAve (4 peaks):				344.8	Total Col2Ave (4 peaks):				358.6	RPD = 4	
Corrected Ave (3 peaks):				319.3	Corrected Ave (3 peaks):				331.2	RPD = 4	
Aroclor-1242	1	5.902	-0.001	2724287	294.0	1	6.531	0.001	4766064	304.4	
Aroclor-1242	2	6.277	-0.001	9134506	309.2	2	7.108	-0.003	10482770	326.1	
Aroclor-1242	3	6.421	0.000	3962753	307.9	3	7.306	-0.001	4102165	334.4	
Aroclor-1242	4	7.511	0.000	509909	50.2	4	8.186	0.000	378790	67.8	
Total CollAve (4 peaks):				240.3	Total Col2Ave (4 peaks):				258.2	RPD = 7	
Corrected Ave (3 peaks):				217.3	Corrected Ave (3 peaks):				232.8	RPD = 7	
Aroclor-1248	1	6.277	0.002	9134506	501.6	1	7.108	0.004	10482770	519.8	
Aroclor-1248	2	6.738	-0.001	2390173	200.6	2	7.531	0.000	2297928	198.0	
Aroclor-1248	3	7.024	0.000	2812881	202.1	3	7.892	0.000	3436181	226.9	
Aroclor-1248	4	7.568	0.005	2512507	112.7	4	8.236	0.004	1133234	57.6	
Total CollAve (4 peaks):				254.3	Total Col2Ave (4 peaks):				250.6	RPD = 1	
Corrected Ave (3 peaks):				171.8	Corrected Ave (3 peaks):				160.9	RPD = 7	
Aroclor-1254	1	7.820	-0.001	2676695	108.8	1	8.470	0.000	2604352	124.7	
Aroclor-1254	2	8.124	-0.001	539508	34.0	2	8.870	0.000	663082	48.4	
Aroclor-1254	3	8.224	-0.006	2506453	83.3	3	8.998	0.017	4792907	174.3	
Aroclor-1254	4	8.476	-0.014	6521584	206.6	4	9.163	0.021	6760754	212.2	
Aroclor-1254	5	8.756	-0.009	2554811	134.4	5	9.547	0.016	2329800	124.6	
Total CollAve (5 peaks):				113.4	Total Col2Ave (5 peaks):				136.8	RPD = 19	
Corrected Ave (4 peaks):				90.1	Corrected Ave (4 peaks):				118.0	RPD = 27	
Aroclor-1260	1	9.146	-0.002	4894122	372.3	1	9.287	-0.001	9300996	414.5	
Aroclor-1260	2	9.373	-0.001	4682664	375.5	2	10.055	0.000	5612454	385.8	
Aroclor-1260	3	9.618	-0.002	11757846	370.9	3	10.215	-0.001	15243940	407.8	
Aroclor-1260	4	9.898	-0.001	5993049	364.5	4	10.615	-0.001	8309149	374.3	
Aroclor-1260	5	10.019	-0.001	3017966	376.2	NS	---	---	---	---	
Total CollAve (5 peaks):				371.9	Total Col2Ave (4 peaks):				395.6	RPD = 6	
Corrected Ave (4 peaks):				370.8	Corrected Ave (3 peaks):				389.3	RPD = 5	
Aroclor-1262	1	9.373	-0.001	4682664	177.8	1	10.055	-0.003	5612454	185.6	
Aroclor-1262	2	9.618	0.000	11757846	188.4	2	10.215	-0.003	15243940	210.8	
Aroclor-1262	3	9.969	-0.053	2485252	93.1	3	10.569	-0.002	3766925	124.5	
Aroclor-1262	4	10.019	9.019	3017966	107.2	4	10.615	-0.004	8309149	188.6	
Aroclor-1262	5	10.455	-0.001	2811742	123.1	5	11.080	-0.003	3157140	129.5	
Total CollAve (5 peaks):				137.9	Total Col2Ave (5 peaks):				167.8	RPD = 20	
Corrected Ave (4 peaks):				125.3	Corrected Ave (4 peaks):				157.1	RPD = 23	
Aroclor-1268	1	9.969	-0.053	2485252	48.0	1	10.569	-0.002	3766925	67.9	
Aroclor-1268	2	10.019	9.019	3017966	61.8	2	10.615	-0.004	8309149	163.4	
Aroclor-1268	3	10.294	0.062	1350019	34.5	3	10.883	0.005	268925	6.8	
Aroclor-1268	4	10.790	-0.013	1008395	9.0	4	11.411	-0.005	979288	8.5	
Total CollAve (4 peaks):				38.3	Total Col2Ave (4 peaks):				61.7	RPD = 47*	

Corrected Ave (3 peaks): 30.5 Corrected Ave (3 peaks): 27.7 RPD = 10

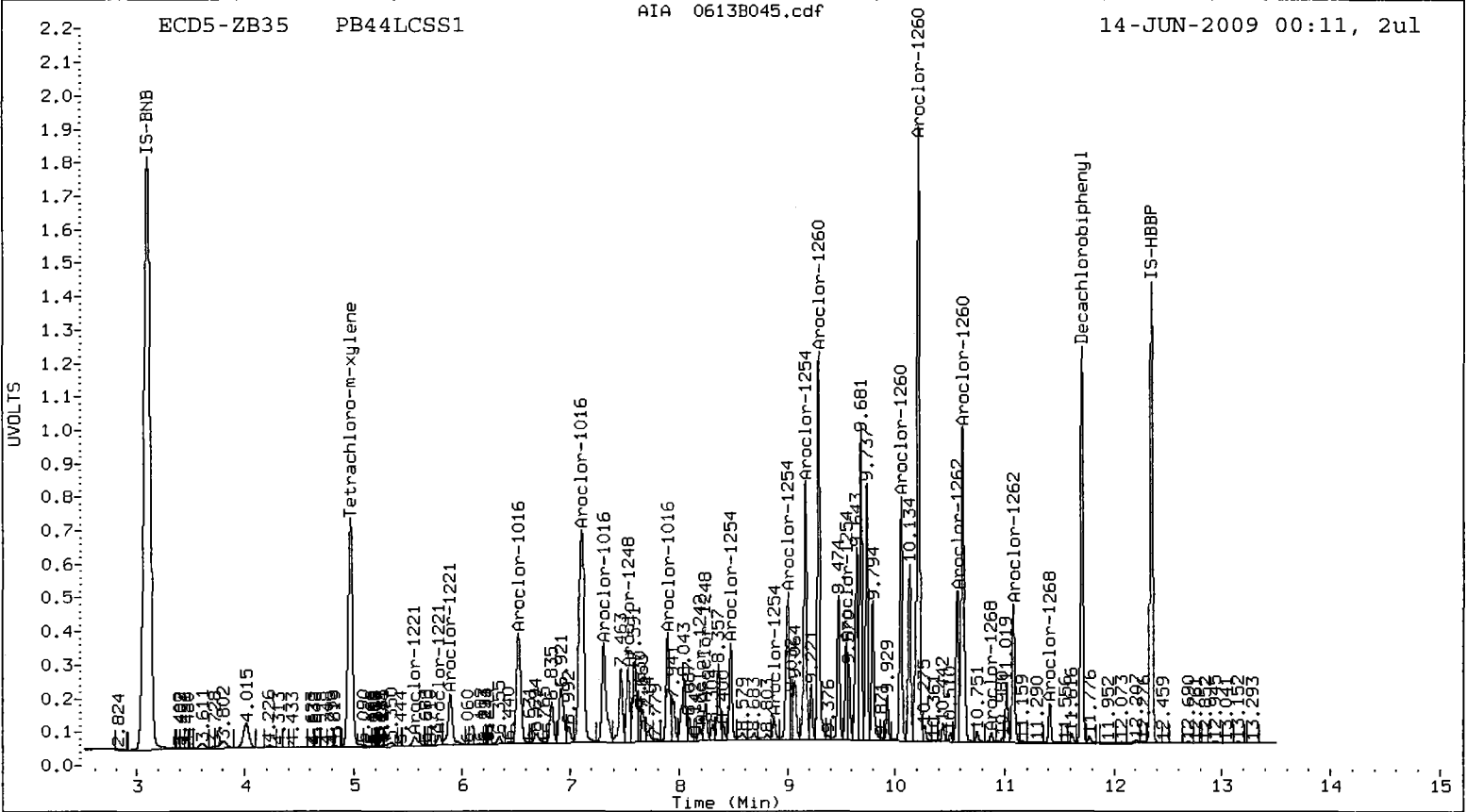
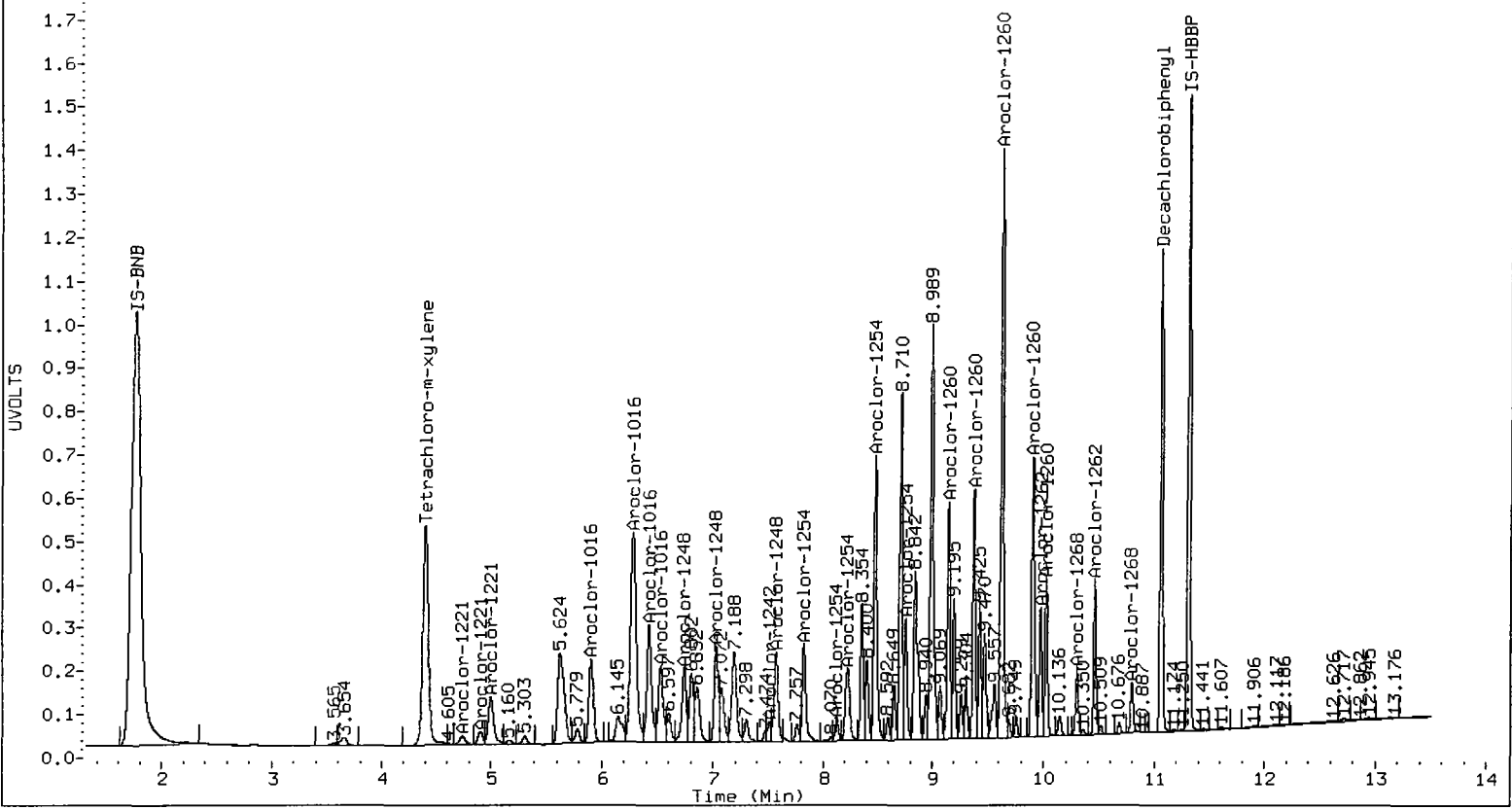
Total PCB Area Col1 (4.499 - 10.961) = 142521433 Col1 Total PCB = 0.6 ppm*

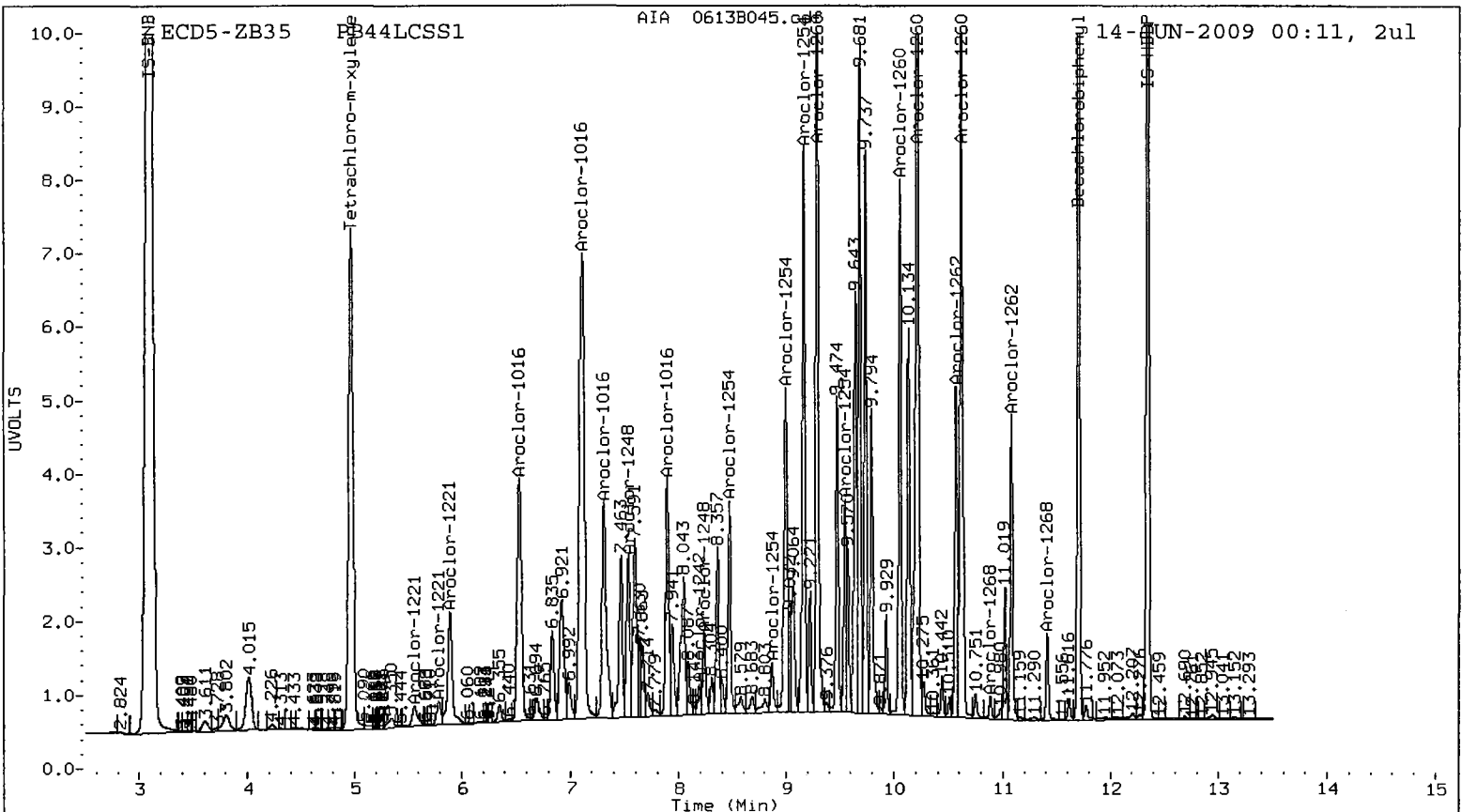
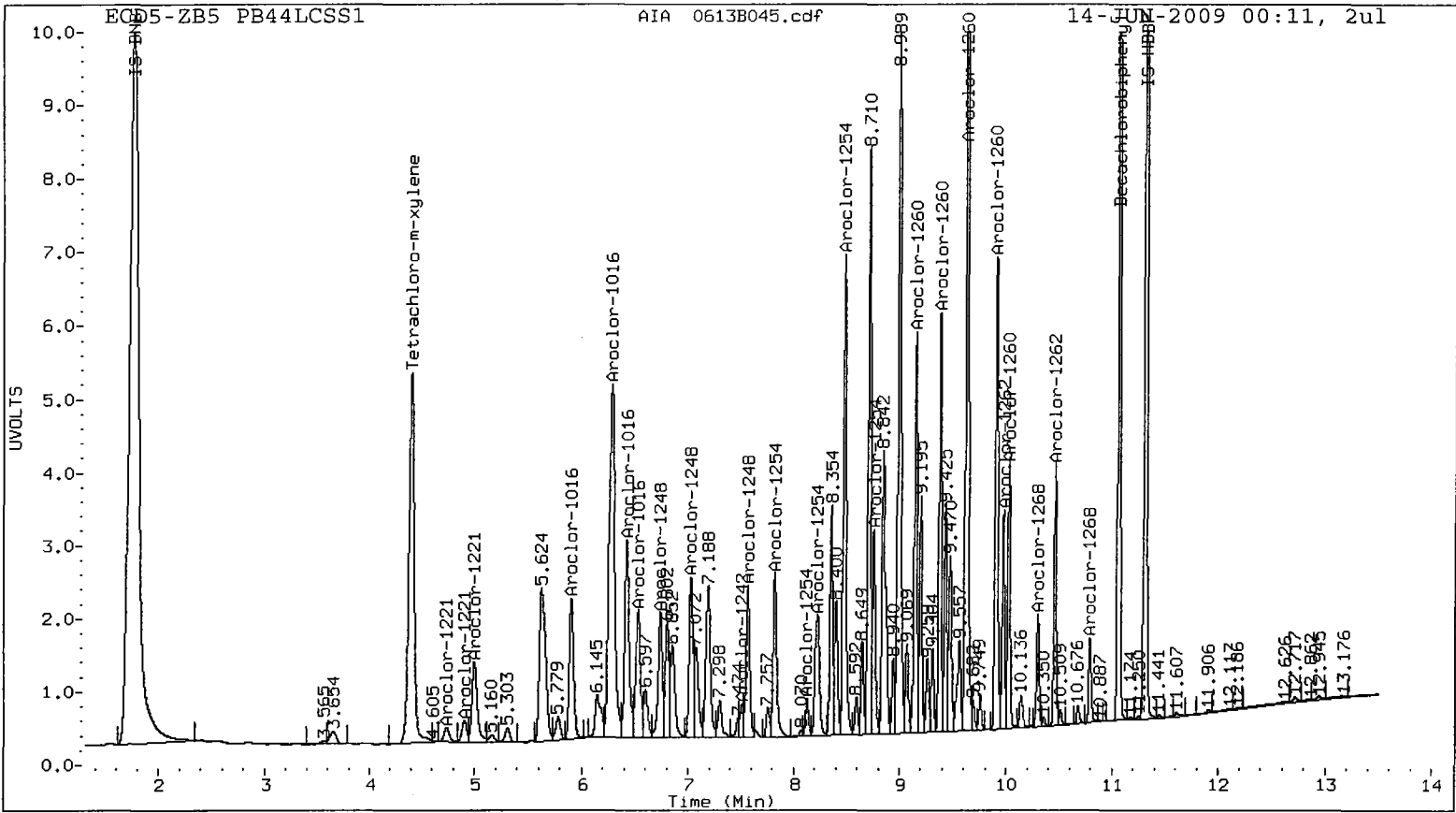
Total PCB Area Col2 (5.066 - 11.603) = 155202757 Col2 Total PCB = 0.7 ppm*

* Quantitated against AR1660 0.25ppm in Ical

PCB-Form 10 Mod.

PB44 : 01121





PCB Analysis
Extraction Bench Sheets/Run Logs

prepared
for

ENVIROMENTAL SCIENCE CORP.

Project: JELD-WEN NORD DOOR

ARI JOB NO: PB44

prepared
by

Analytical Resources, Inc.



Preparation Test PCB # 7

ARI Job No(s) PB44

PSDDA (4 ppb)

Batch set up by: SP

Bottle #	ARI Sample I.D.	Verify Client ID	Volume Extracted	KD Exchange To Hexane (X 2)	Turbo Vap 1 2 3	(REQ) Acid Clean (1:1) Y	(REQ) Sulfur Clean (1:1) Y	(REQ) Silica Gel Clean (1:1) Y/N	Turbo Vap 1 2 3	Final Effective Volume	Volume to Lab	Comments
	PB44 MBS	Date 6/10/09	25.00g			4mL	4mL	1.0mL		1mL	1mL	10g Actual Weight
	↓ SBS	↓	↓									↓
	SBS Dup											
4	PB44 A	checked	31.51									
	B		33.18									
	C		34.10									
	D		30.03									
	Dms		30.23									
	Dms ₂		30.34									
	E		47.19									
	F		40.21									
	G		32.66									
	H		29.24									
	I		30.06									
	J		35.16									
	K		50.64									
	L		50.17									
	M		55.15									
5	↓ O	↓	40.11									
Analyst/Date: WC 6/10/09				PP 6/11/09	W 6/12/09	W 6/13/09	W 6/13/09	W 6/13/09	W 6/13/09	W 6/13/09	W 6/13/09	

Standard Surrogate	Standard ID	Volume	Expiration Date	Analyst	Witness
D	200µL	5/29/10	WC	SP	
Spike	1	25µL	6/8/10	WC	SP
Extraction Time:	1435				

SPECIAL INSTRUCTIONS: 1. Weigh soil/sed into 600mL or 400mL beakers. 2. Use 10g neutral Sodium Sulfate for the blanks. 3. Add surr/spike. 4. Add 8:2 Hexane/Acetone. 5. Dry using neutral Sodium Sulfate-25g Max at first-A small amt of Additional sulfate may be needed after 10 min. or before 2nd sonication? 6. Sonicate 3X with 8:2 Hexane/Acetone. 7. Collect into 500mL flask+Lg funnel with a small amount neutral glasswool plug only. NO SODIUM SULFATE. 8. KD (Normal Drying Column) on 100° bath. (Blanks=only 5g Sodium Sulfate). 9. Exchange (2 X with 20mL) Hexane. 10. TurboVap. 11. Clean-ups-REQUIRED=TRANSFER RINSE. 12. TurboVap. 13. Vial with Hexane. A. Need Total Solids Y/N B. Archive/Freeze Y/N



ARI Job No.: PB44

Client ID: Environmental Science Corp

Parameter: PSDDA PCB

Client Project: Jeld-Wen Nord Door

SOP Number(s): 3805

No Anomalies:

List problems, concerns, corrective actions and any other pertinent information

SAMPLES D, DMS, DMSO REQUIRED HIGH VOLUMES ACID
CLEAN. DMS AND DMSO HAD HEAVY EMULSIONS IN
SULFUR CLEAN. SAMPLES DMS AND DMSO SULFATED. 11/13/09

Analyst Initials:

Date:

Extractions Total Solids-exttts
 Data By: Pat Dugan
 Created: 6/ 6/09

Worklist: 225
 Analyst: PD
 Comments:

	ARI ID CLIENT ID	Tare Wt (g)	Wet Wt (g)	Dry Wt (g)	% Solids	pH
1.	PB44A 09-12787 3SED4-A	1.18g	11.46g		9.70	NR
2.	PB44B 09-12788 3SED4-B	1.18g	11.45g		9.14	NR
3.	PB44C 09-12789 3SED4-C	1.16g	11.73g		9.06	NR
4.	PB44D 09-12790 3SED3-A	1.16g	11.80g		10.07	NR
5.	PB44E 09-12791 3SED3-B	1.16g	11.35g		6.61	NR
6.	PB44F 09-12792 3SED3-C	1.18g	11.37g		7.64	NR
7.	PB44G 09-12793 3SED6-A	1.15g	11.45g		9.43	NR
8.	PB44H 09-12794 3SED6-B	1.17g	11.40g		10.04	NR
9.	PB44I 09-12795 3SED6-C	1.17g	11.55g		10.05	NR
10.	PB44J 09-12796 3SED7-A	1.16g	11.32g		8.55	NR
11.	PB44K 09-12797 3SED7-B	1.16g	11.32g		6.28	NR
12.	PB44L 09-12798 3SED7-C	1.17g	11.73g		6.56	NR
13.	PB44M 09-12799 3SED9-A	1.18g	11.62g		5.98	NR
14.	PB44N 09-12800 3SED9-B	1.18g	11.72g		6.64	NR
15.	PB44O 09-12801 3SED9-C	1.18g	11.70g		7.83	NR

Analytical Resources Inc.: Organics Instrument Log

ECD5 Serial No.: US00034118

Date: 06/06/09 Analysis: PCBs Analyst: J
 GC Program: PCB2 Column No: 135079 / 48675 Column Type 2B5 / 2B25
 Instrument Tune (.U or .CT.): N/A EM Voltage: N/A
 Calibration File: N/A Curve Date: 06/06/09

IS/SS	Ical/Ccal	LCS/ICV
1546-3	1608-1, 3, 4	1561-1
	1609-1, 2, 3	

Inject	Date/Time	Filename	DF	LabID	Inject	Date/Time	Filename	DF	LabID
1	07-JUN-2009 08:22	0606B066.d	1	IB	51	07-JUN-2009 22:57	0606B117.d	1	RINSE
2	07-JUN-2009 08:39	0606B067.d	1	0.25 PPM AR1					
3	07-JUN-2009 08:56	0606B068.d	1	0.02 PPM AR1					
4	07-JUN-2009 09:13	0606B069.d	1	1 PPM AR1660					
5	07-JUN-2009 09:30	0606B070.d	1	0.1 PPM AR1660					
6	07-JUN-2009 09:48	0606B071.d	1	0.5 PPM AR1660					
7	07-JUN-2009 10:05	0606B072.d	1	AR1660 ICV					
8	07-JUN-2009 10:22	0606B073.d	1	AR1242					
9	07-JUN-2009 10:39	0606B074.d	1	AR1248					
10	07-JUN-2009 10:56	0606B075.d	1	AR1254					
11	07-JUN-2009 11:13	0606B076.d	1	AR2162					
12	07-JUN-2009 11:30	0606B077.d	1	AR3268					
13	07-JUN-2009 11:48	0606B078.d	1	0.1 PPM DDTs					
14	07-JUN-2009 12:05	0606B079.d	1	DDT BD					
15	07-JUN-2009 12:22	0606B080.d	1	1549.01 AR21					
16	07-JUN-2009 12:39	0606B081.d	1	500PPMAR1221					
17	07-JUN-2009 12:56	0606B082.d	1	AR1660					
18	07-JUN-2009 13:13	0606B083.d	1	AR1242					
19	07-JUN-2009 13:30	0606B084.d	1	PA75MBS1					
20	07-JUN-2009 13:48	0606B085.d	1	PA75LCSS1					
21	07-JUN-2009 14:05	0606B086.d	1	PA75A					
22	07-JUN-2009 14:22	0606B087.d	1	PA75B					
23	07-JUN-2009 14:39	0606B088.d	1	PA75C					
24	07-JUN-2009 14:56	0606B089.d	1	PA75D					
25	07-JUN-2009 15:13	0606B090.d	1	PA75E					
26	07-JUN-2009 15:30	0606B091.d	1	AR1248					
27	07-JUN-2009 15:47	0606B092.d	1	AR1660					
28	07-JUN-2009 16:05	0606B093.d	1	PA75F					
29	07-JUN-2009 16:22	0606B094.d	1	PA75G					
30	07-JUN-2009 16:39	0606B095.d	1	PA75H					
31	07-JUN-2009 16:56	0606B096.d	1	PA75I					
32	07-JUN-2009 17:13	0606B097.d	1	PA75J					
33	07-JUN-2009 17:30	0606B098.d	1	AR1254					
34	07-JUN-2009 17:47	0606B099.d	1	AR1660					
35	07-JUN-2009 18:04	0606B100.d	1	PA75K					
36	07-JUN-2009 18:22	0606B101.d	1	PA75L					
37	07-JUN-2009 18:39	0606B102.d	1	PA75M					
38	07-JUN-2009 18:56	0606B103.d	1	PA75MMS					
39	07-JUN-2009 19:13	0606B104.d	1	PA75MMSD					
40	07-JUN-2009 19:30	0606B105.d	1	PA75N					
41	07-JUN-2009 19:47	0606B106.d	1	AR1242					
42	07-JUN-2009 20:05	0606B107.d	1	AR1660					
43	07-JUN-2009 20:22	0606B108.d	1	RINSE					
44	07-JUN-2009 20:39	0606B109.d	1	RINSE					
45	07-JUN-2009 20:56	0606B110.d	1	RINSE					
46	07-JUN-2009 21:31	0606B111.d	1	RINSE					
47	07-JUN-2009 21:48	0606B112.d	1	RINSE					
48	07-JUN-2009 22:05	0606B113.d	1	RINSE					
49	07-JUN-2009 22:22	0606B114.d	1	RINSE					
50	07-JUN-2009 22:39	0606B115.d	1	RINSE					
		0606B116.d	1	RINSE					

M

06/10/09

Maintenance Verification (Identify ICal or CCal that demonstrates the instrument is in control):
 Every line must contain information or be lined out. Make all entries legible. Start a new page for each QC period.



GC Analyst Notes / Corrective Action Log

ARI Project ID: PCBs curve Client ID: _____

ARI SOP: 403S(PCB) 405S(Herbicides) 407S(TPH-D) 409S(HCID) 423S(Pesticides) Other

Parameter(s): PCBs, TEMX, DCB, DDTs

Instrument: FID-3A FID-3B FID-4A FID-4B FID-7 FID-8
ECD-1 ECD-3 ECD-4 (ECD-5) ECD-6 ECD-7

Dates: Curve: 06/06/09 Analysis Start: 06/06/09

Endrin/DDT Breakdown <15%? YES / NO / (NA) Method Blank In Control? (NA) ~~YES~~ / NO
 ICal Meets RF & %RSD Criteria? (YES) / NO LCS/LCSD Recovery In Control? (NA) YES / NO ^{procedural}
 CCal Meets RF & %RSD Criteria (YES) / NO Surrogate Recovery In Control? (YES) / NO
 Internal Standard Meets Criteria? (YES) / NO / NA Special Analysis Criteria Met? YES / NO / (NA)

Detail problems, corrective actions and/or other pertinent information below (use reverse side when necessary):

Additional Details on Reverse: Yes / No

Analyst Signature: [Signature] Date: 06/08/09

Reviewer's Signature: [Signature] Date: 6/8/09

Analytical Resources Inc.: Organics Instrument Log
ECD5 Serial No.: US00034118

Date: 06/13/09 Analysis: PCB's Analyst: R
 GC Program: PCBZ Column No: 135079/148675 Column Type: ZB5/ZB35
 Instrument Tune (.U or .CT.): N/A EM Voltage: N/A
 Calibration File: N/A Curve Date: 06/06/09

IS/SS	Ical/Ccal	LCS/ICV
<u>1613-3</u>	<u>1608-1,3,4</u>	
	<u>1609-1,2,3</u>	

Inject	Date/Time	Filename	DF	LabID	Inject	Date/Time	Filename	DF	LabID
1	13-JUN-2009 10:38	0613B001.d	1	RINSE	51	14-JUN-2009 01:54	0613B051.d	5	PB44DMSD
2	13-JUN-2009 10:55	0613B002.d	1	RINSE	52	14-JUN-2009 02:11	0613B052.d	5	PB44E
3	13-JUN-2009 11:12	0613B003.d	1	0.1 PPM DDTs	53	14-JUN-2009 02:29	0613B053.d	5	PB44F
4	13-JUN-2009 11:29	0613B004.d	1	AR1660	54	14-JUN-2009 02:46	0613B054.d	5	PB44G
5	13-JUN-2009 11:47	0613B005.d	1	AR1254	55	14-JUN-2009 03:03	0613B055.d	5	PB44H
6	13-JUN-2009 12:59	0613B006.d	1	PC43MBW1	56	14-JUN-2009 03:20	0613B056.d	5	PB44I
7	13-JUN-2009 13:16	0613B007.d	1	PC43LCSW1	57	14-JUN-2009 03:37	0613B057.d	1	AR1242
8	13-JUN-2009 13:33	0613B008.d	1	PC43A	58	14-JUN-2009 03:55	0613B058.d	1	AR1660
9	13-JUN-2009 13:51	0613B009.d	1	AR1248	59	14-JUN-2009 04:12	0613B059.d	5	PB44J
10	13-JUN-2009 14:08	0613B010.d	1	AR1660	60	14-JUN-2009 04:29	0613B060.d	5	PB44K
11	13-JUN-2009 14:25	0613B011.d	1	PB35MBS1	61	14-JUN-2009 04:46	0613B061.d	5	PB44L
12	13-JUN-2009 14:42	0613B012.d	1	PB35LCSS1	62	14-JUN-2009 05:03	0613B062.d	5	PB44M
13	13-JUN-2009 14:59	0613B013.d	5	PB35A	63	14-JUN-2009 05:20	0613B063.d	5	PB44N
14	13-JUN-2009 15:17	0613B014.d	5	PB35C	64	14-JUN-2009 05:38	0613B064.d	5	PB44O
15	13-JUN-2009 15:34	0613B015.d	5	PB35CMS	65	14-JUN-2009 05:55	0613B065.d	1	AR1254
16	13-JUN-2009 15:51	0613B016.d	5	PB35CMSD	66	14-JUN-2009 06:12	0613B066.d	1	AR1660
17	13-JUN-2009 16:08	0613B017.d	5	PB35E	67	14-JUN-2009 06:29	0613B067.d	1	RINSE
18	13-JUN-2009 16:26	0613B018.d	5	PB35G	68	14-JUN-2009 06:46	0613B068.d	1	RINSE
19	13-JUN-2009 16:43	0613B019.d	1	AR1242	69	14-JUN-2009 07:03	0613B069.d	1	RINSE
20	13-JUN-2009 17:00	0613B020.d	1	AR1660	70	14-JUN-2009 07:21	0613B070.d	1	AR1248
21	13-JUN-2009 17:17	0613B021.d	5	PB35I	71	14-JUN-2009 07:38	0613B071.d	1	AR1660
22	13-JUN-2009 17:34	0613B022.d	5	PB35J	72	14-JUN-2009 07:55	0613B072.d	1	PB85MBS1
23	13-JUN-2009 17:52	0613B023.d	10	PB35K	73	14-JUN-2009 08:12	0613B073.d	1	PB85LCSS1
24	13-JUN-2009 18:09	0613B024.d	10	PB35M	74	14-JUN-2009 08:29	0613B074.d	1	PB85LCSDS1
25	13-JUN-2009 18:26	0613B025.d	50	PB35O	75	14-JUN-2009 08:46	0613B075.d	10	PB85A
26	13-JUN-2009 18:43	0613B026.d	10	PB35Q	76	14-JUN-2009 09:03	0613B076.d	10	PB85B
27	13-JUN-2009 19:00	0613B027.d	1	AR1254	77	14-JUN-2009 09:21	0613B077.d	10	PB85C
28	13-JUN-2009 19:18	0613B028.d	1	AR1660	78	14-JUN-2009 09:38	0613B078.d	10	PB85CMS
29	13-JUN-2009 19:35	0613B029.d	1	RINSE	79	14-JUN-2009 09:55	0613B079.d	10	PB85CMSD
30	13-JUN-2009 19:52	0613B030.d	1	RINSE	80	14-JUN-2009 10:12	0613B080.d	10	PB85D
31	13-JUN-2009 20:09	0613B031.d	1	AR1248	81	14-JUN-2009 10:29	0613B081.d	10	PB85E
32	13-JUN-2009 20:27	0613B032.d	1	AR1660	82	14-JUN-2009 10:46	0613B082.d	10	PB85F
33	13-JUN-2009 20:44	0613B033.d	1	PC14MBS1	83	14-JUN-2009 11:04	0613B083.d	5	PB85G
34	13-JUN-2009 21:01	0613B034.d	1	PC14LCSS1	84	14-JUN-2009 11:21	0613B084.d	10	PB85H
35	13-JUN-2009 21:18	0613B035.d	10	PC14A	85	14-JUN-2009 11:38	0613B085.d	1	AR1242
36	13-JUN-2009 21:36	0613B036.d	10	PC14B	86	14-JUN-2009 11:55	0613B086.d	1	AR1660
37	13-JUN-2009 21:53	0613B037.d	10	PC14C	87	14-JUN-2009 12:12	0613B087.d	1	AR1242
38	13-JUN-2009 22:10	0613B038.d	1	AR1242	88	14-JUN-2009 12:29	0613B088.d	1	AR1660
39	13-JUN-2009 22:27	0613B039.d	1	AR1660	89	14-JUN-2009 12:46	0613B089.d	1	AR1242
40	13-JUN-2009 22:45	0613B040.d	1	RINSE	90	14-JUN-2009 13:04	0613B090.d	1	AR1660
41	13-JUN-2009 23:02	0613B041.d	1	RINSE					
42	13-JUN-2009 23:19	0613B042.d	1	AR1248					
43	13-JUN-2009 23:36	0613B043.d	1	AR1660					
44	13-JUN-2009 23:54	0613B044.d	1	PB44MBS1					
45	14-JUN-2009 00:11	0613B045.d	1	PB44LCSS1					
46	14-JUN-2009 00:28	0613B046.d	5	PB44A					
47	14-JUN-2009 00:45	0613B047.d	5	PB44B					
48	14-JUN-2009 01:03	0613B048.d	5	PB44C					
49	14-JUN-2009 01:20	0613B049.d	5	PB44D					
50	14-JUN-2009 01:37	0613B050.d	5	PB44DMS					

R 06/15/09

Maintenance Verification (Identify ICal or CCal that demonstrates the instrument is in control):
 Every line must contain information or be lined out. Make all entries legible. Start a new page for each QC period.

Analytical Resources Inc.: Organics Instrument Log

ECD5 Serial No.: US00034118

Date: 06/15/09 Analysis: PCB'S Analyst: JR
 GC Program: PCB2 Column No: 135079/148675 Column Type: ZB5/ZB35
 Instrument Tune (.U or .CT.): N/A EM Voltage: N/A
 Calibration File: N/A Curve Date: 06/06/09

IS/SS	Ical/Ccal	LCS/ICV
<u>1613-3</u>	<u>1608-1,2,4</u>	
	<u>1609-1,2,3</u>	

Inject	Date/Time	Filename	DF	LabID
1	15-JUN-2009 07:12	0615B001.d	1	RINSE
2	15-JUN-2009 07:29	0615B002.d	1	0.1 PPM DDTs
3	15-JUN-2009 07:46	0615B003.d	1	AR1248
4	15-JUN-2009 08:04	0615B004.d	1	AR1660
5	15-JUN-2009 08:21	0615B005.d	1	PC14MBS1
6	15-JUN-2009 08:38	0615B006.d	1	PC14LCSS1
7	15-JUN-2009 08:55	0615B007.d	10	PC14A
8	15-JUN-2009 09:12	0615B008.d	10	PC14B
9	15-JUN-2009 09:29	0615B009.d	10	PC14C
10	15-JUN-2009 09:46	0615B010.d	1	AR1242
11	15-JUN-2009 10:04	0615B011.d	1	AR1660
12	15-JUN-2009 10:21	0615B012.d	1	RINSE
13	15-JUN-2009 10:38	0615B013.d	1	AR1254
14	15-JUN-2009 10:55	0615B014.d	1	AR1660
15	15-JUN-2009 11:12	0615B015.d	5	PC14A
16	15-JUN-2009 11:29	0615B016.d	1	AR1242
17	15-JUN-2009 11:47	0615B017.d	1	AR1660
18	15-JUN-2009 12:04	0615B018.d	5	PB44J
19	15-JUN-2009 12:21	0615B019.d	5	PB44K
20	15-JUN-2009 12:38	0615B020.d	5	PB44L
21	15-JUN-2009 12:55	0615B021.d	5	PB44M
22	15-JUN-2009 13:12	0615B022.d	5	PB44N
23	15-JUN-2009 13:30	0615B023.d	5	PB44O
24	15-JUN-2009 13:47	0615B024.d	20	PB85A
25	15-JUN-2009 14:04	0615B025.d	30	PB85E
26	15-JUN-2009 14:21	0615B026.d	1	AR1248
27	15-JUN-2009 14:38	0615B027.d	1	AR1660
28	15-JUN-2009 14:55	0615B028.d	1	AR1248
29	15-JUN-2009 15:13	0615B029.d	1	AR1660

M

06/17/09

Maintenance Verification (Identify ICal or CCal that demonstrates the instrument is in control):
 Every line must contain information or be lined out. Make all entries legible. Start a new page for each QC period.



GC Analyst Notes / Corrective Action Log

ARI Project ID: PB44 Client ID: Jeld-wen nord door

ARI SOP: 403S(PCB) 405S(Herbicides) 407S(TPH-D) 409S(HCID) 423S(Pesticides) Other

Parameter(s): PCBs TCX DCB

Instrument: FID-3A FID-3B FID-4A FID-4B FID-7 FID-8
ECD-1 ECD-3 ECD-4 ECD-5 ECD-6 ECD-7

Dates: Curve: 06/06/09 Analysis Start: 06/13/09

Endrin/DDT Breakdown <15%? YES / NO / NA Method Blank In Control? YES / NO

ICal Meets RF & %RSD Criteria? YES / NO LCS/LCSD Recovery In Control? YES / NO

CCal Meets RF & %RSD Criteria YES / NO Surrogate Recovery In Control? YES / NO

Internal Standard Meets Criteria? YES / NO / NA Special Analysis Criteria Met? YES / NO / NA

Detail problems, corrective actions and/or other pertinent information below (use reverse side when necessary):

Misc. peaks throughout samples, sample D
DCB affected by co-eluting peak, reported
as NR, no ddt's present

large misc. peak in sample I (in early range)
ARR16 → ARR18

Additional Details on Reverse: Yes / No

Analyst Signature: [Signature] Date: 06/17/09

Reviewer's Signature: [Signature] Date: 6/17/09

Metals Analysis
QC Summary Data

prepared
for

ENVIROMENTAL SCIENCE CORP.

Project: JELD-WEN NORD DOOR

ARI JOB NO: PB44

prepared
by

Analytical Resources, Inc.

Cover Page

INORGANIC ANALYSIS DATA PACKAGE



CLIENT: ENVIROMENTAL SCIENCE

PROJECT: JELD-WEN NORD DOOR

SDG: PB44

CLIENT ID	ARI ID	ARI LIMS ID	REPREP
3SED4-A	PB44A	09-12787	
3SED4-AD	PB44ADUP	09-12787	
3SED4-AS	PB44ASPK	09-12787	
3SED4-B	PB44B	09-12788	
PBS	PB44MB1	09-12788	
LCSS	PB44MB1SPK	09-12788	
3SED4-C	PB44C	09-12789	
3SED3-A	PB44D	09-12790	
3SED3-B	PB44E	09-12791	
3SED3-C	PB44F	09-12792	
3SED6-A	PB44G	09-12793	
3SED6-B	PB44H	09-12794	
3SED6-C	PB44I	09-12795	
3SED7-A	PB44J	09-12796	
3SED7-B	PB44K	09-12797	
3SED7-C	PB44L	09-12798	
3SED9-A	PB44M	09-12799	
3SED9-B	PB44N	09-12800	
3SED9-C	PB44O	09-12801	
3SED4-A	PB44RA	09-12787	R
3SED4-AD	PB44RADUP	09-12787	R

Were ICP interelement corrections applied ? Yes/No YES
Were ICP background corrections applied ? Yes/No YES
If yes - were raw data generated before application of background corrections ? Yes/No NO

Comments: _____

THIS DATA PACKAGE HAS BEEN REVIEWED AND AUTHORIZED FOR RELEASE BY:

Signature: *Jay Kuhn, M.D. - SVP* Name: Jay Kuhn

Date: 6-17-9 Title: Inorganics Director

Cover Page

INORGANIC ANALYSIS DATA PACKAGE



CLIENT: ENVIROMENTAL SCIENCE

PROJECT: JELD-WEN NORD DOOR

SDG: PB44

CLIENT ID	ARI ID	ARI LIMS ID	REPREP
3SED4-AS	PB44RASPK	09-12787	R
3SED4-B	PB44RB	09-12788	R
PBS	PB44RMB1	09-12788	R
LCSS	PB44RMB1SPK	09-12788	R
3SED4-C	PB44RC	09-12789	R
3SED3-A	PB44RD	09-12790	R
3SED3-B	PB44RE	09-12791	R
3SED3-C	PB44RF	09-12792	R
3SED6-A	PB44RG	09-12793	R
3SED6-B	PB44RH	09-12794	R
3SED6-C	PB44RI	09-12795	R
3SED7-A	PB44RJ	09-12796	R
3SED7-B	PB44RK	09-12797	R
3SED7-C	PB44RL	09-12798	R
3SED9-A	PB44RM	09-12799	R
3SED9-B	PB44RN	09-12800	R
3SED9-C	PB44RO	09-12801	R

Were ICP interelement corrections applied ? Yes/No YES
Were ICP background corrections applied ? Yes/No YES
If yes - were raw data generated before
application of background corrections ? Yes/No NO

Comments: _____

THIS DATA PACKAGE HAS BEEN REVIEWED AND AUTHORIZED FOR RELEASE BY:

Signature: *Jay Kuhn* Name: Jay Kuhn

Date: 6.17.9 Title: Inorganics Director

INORGANICS ANALYSIS DATA SHEET

TOTAL METALS

Page 1 of 1

Sample ID: 3SED4-A

MATRIX SPIKE

Lab Sample ID: PB44A

LIMS ID: 09-12787

Matrix: Sediment

Data Release Authorized.

Reported: 06/17/09



QC Report No: PB44-ENVIRONMENTAL SCIENCE CORP.

Project: JELD-WEN NORD DOOR

Date Sampled: 06/04/09

Date Received: 06/04/09

MATRIX SPIKE QUALITY CONTROL REPORT

Analyte	Analysis Method	Sample	Spike	Spike Added	% Recovery	Q
Arsenic	6010B	10	247	247	96.0%	
Cadmium	6010B	0.2 U	61.7	61.8	99.8%	
Chromium	6010B	19.6	84.9	61.8	106%	
Copper	6010B	27.5	76.7	61.8	79.6%	
Lead	6010B	8	243	247	95.1%	
Mercury	7471A	0.02	0.28	0.244	107%	
Silver	6010B	0.4 U	58.8	61.8	95.1%	
Zinc	6010B	33	109	61.8	123%	

Reported in mg/kg-dry

N-Control Limit Not Met

H-% Recovery Not Applicable, Sample Concentration Too High

NA-Not Applicable, Analyte Not Spiked

Percent Recovery Limits: 75-125%

INORGANICS ANALYSIS DATA SHEET

TOTAL METALS


Page 1 of 1

Sample ID: 3SED4-A
DUPLICATE

Lab Sample ID: PB44A

LIMS ID: 09-12787

Matrix: Sediment

Data Release Authorized: 

Reported: 06/17/09

QC Report No: PB44-ENVIRONMENTAL SCIENCE CORP.

Project: JELD-WEN NORD DOOR

Date Sampled: 06/04/09

Date Received: 06/04/09

MATRIX DUPLICATE QUALITY CONTROL REPORT

Analyte	Analysis Method	Sample	Duplicate	RPD	Control Limit	Q
Arsenic	6010B	10	10	0.0%	+/- 6	L
Cadmium	6010B	0.2 U	0.2 U	0.0%	+/- 0.2	L
Chromium	6010B	19.6	27.4	33.2%	+/- 20%	*
Copper	6010B	27.5	33.0	18.2%	+/- 20%	
Lead	6010B	8	24	100%	+/- 2	L*
Mercury	7471A	0.02	0.02 U	0.0%	+/- 0.02	L
Silver	6010B	0.4 U	0.4 U	0.0%	+/- 0.4	L
Zinc	6010B	33	53	46.5%	+/- 20%	*

Reported in mg/kg-dry

*-Control Limit Not Met

L-RPD Invalid, Limit = Detection Limit

INORGANICS ANALYSIS DATA SHEET

TOTAL METALS

Page 1 of 1

Sample ID: LAB CONTROL

Lab Sample ID: PB44LCS

LIMS ID: 09-12788

Matrix: Sediment

Data Release Authorized: 

Reported: 06/17/09

QC Report No: PB44-ENVIROMENTAL SCIENCE CORP.

Project: JELD-WEN NORD DOOR

Date Sampled: NA

Date Received: NA

BLANK SPIKE QUALITY CONTROL REPORT

Analyte	Analysis Method	Spike Found	Spike Added	% Recovery	Q
Arsenic	6010B	188	200	94.0%	
Cadmium	6010B	47.0	50.0	94.0%	
Chromium	6010B	46.4	50.0	92.8%	
Copper	6010B	45.3	50.0	90.6%	
Lead	6010B	186	200	93.0%	
Mercury	7471A	0.49	0.50	98.0%	
Silver	6010B	47.4	50.0	94.8%	
Zinc	6010B	46	50	92.0%	

Reported in mg/kg-dry

N-Control limit not met

NA-Not Applicable, Analyte Not Spiked

Control Limits: 80-120%

INORGANICS ANALYSIS DATA SHEET

TOTAL METALS


Page 1 of 1

Sample ID: METHOD BLANK

Lab Sample ID: PB44MB

LIMS ID: 09-12788

Matrix: Sediment

Data Release Authorized: 

Reported: 06/17/09

QC Report No: PB44-ENVIRONMENTAL SCIENCE CORP.

Project: JELD-WEN NORD DOOR

Date Sampled: NA

Date Received: NA

Percent Total Solids: NA

Prep Meth	Prep Date	Analysis Method	Analysis Date	CAS Number	Analyte	RL	mg/kg-dry	Q
3050B	06/12/09	6010B	06/16/09	7440-38-2	Arsenic	5	5	U
3050B	06/12/09	6010B	06/16/09	7440-43-9	Cadmium	0.2	0.2	U
3050B	06/12/09	6010B	06/16/09	7440-47-3	Chromium	0.5	0.5	U
3050B	06/12/09	6010B	06/16/09	7440-50-8	Copper	0.2	0.2	U
3050B	06/12/09	6010B	06/16/09	7439-92-1	Lead	2	2	U
CLP	06/10/09	7471A	06/12/09	7439-97-6	Mercury	0.02	0.02	U
3050B	06/12/09	6010B	06/16/09	7440-22-4	Silver	0.3	0.3	U
3050B	06/12/09	6010B	06/16/09	7440-66-6	Zinc	1	1	U

U-Analyte undetected at given RL

RL-Reporting Limit

Calibration Verification

CLIENT: ENVIRONMENTAL SCIENCE

PROJECT: JELD-WEN NORD DOOR

SDG: PB44



UNITS: ug/L

ANALYTE	EL	M	RUN	ICVTV	ICV	%R	CCVTV	CCV1	%R	CCV2	%R	CCV3	%R	CCV4	%R	CCV5	%R
Arsenic	AS	ICP	IP061671	2000.0	2000.78	100.0	2000.0	2008.30	100.4	2003.02	100.2	2018.41	100.9	2021.92	101.1	2035.78	101.8
Cadmium	CD	ICP	IP061671	1000.0	1037.91	103.8	1000.0	1041.95	104.2	1040.25	104.0	1039.92	104.0	1038.33	103.8	1046.05	104.6
Chromium	CR	ICP	IP061671	1000.0	1005.12	100.5	1000.0	1014.35	101.4	1018.13	101.8	1039.38	103.9	1033.09	103.3	1043.15	104.3
Copper	CU	ICP	IP061671	1000.0	990.32	99.0	1000.0	984.40	98.4	989.60	99.0	998.01	99.8	1000.13	100.0	1007.09	100.7
Lead	PB	ICP	IP061671	2000.0	2006.84	100.3	2000.0	2022.19	101.1	2016.58	100.8	2022.17	101.1	2022.00	101.1	2033.97	101.7
Mercury	HG	CVA	HG061201	8.0	8.03	100.4	4.0	4.01	100.3	4.03	100.8	4.08	102.0	4.14	103.5	4.22	105.5
Silver	AG	ICP	IP061671	1000.0	967.13	96.7	1000.0	966.50	96.7	972.15	97.2	979.23	97.9	980.69	98.1	990.93	99.1
Zinc	ZN	ICP	IP061671	1000.0	1014.45	101.4	1000.0	1031.51	103.2	1039.79	104.0	1061.65	106.2	1052.93	105.3	1071.40	107.1

Control Limits: Mercury 80-120; Other Metals 90-110

CRDL Standard

CLIENT: ENVIRONMENTAL SCIENCE

PROJECT: JELD-WEN NORD DOOR

SDG: PB44



UNITS: ug/L

ANALYTE	EL	M	RUN	CRA/I	TV	CR-1	%R	CR-2	%R	CR-3	%R	CR-4	%R	CR-5	%R	CR-6	%R
Arsenic	AS	ICP	IP061671	50.0		51.36	102.7										
Cadmium	CD	ICP	IP061671	2.0		2.25	112.5										
Chromium	CR	ICP	IP061671	5.0		4.64	92.8										
Copper	CU	ICP	IP061671	2.0		2.22	111.0										
Lead	PB	ICP	IP061671	20.0		19.31	96.6										
Mercury	HG	CVA	HG061201	0.1		0.09	90.0										
Silver	AG	ICP	IP061671	3.0		3.00	100.0										
Zinc	ZN	ICP	IP061671	10.0		13.30	133.0										

Control Limits: no control limits have been established by the EPA at this time.

Calibration Blanks



CLIENT: ENVIRONMENTAL SCIENCE

PROJECT: JELD-WEN NORD DOOR

SDG: PB44

UNITS: ug/L

ANALYTE	EL METH	RUN	CRDL	IDL	ICB	CCB1	CCB2	CCB3	CCB4	CCB5	C
Arsenic	AS ICP	IP061671	10.0	50.0	50.0	50.0	50.0	50.0	50.0	50.0	U
Cadmium	CD ICP	IP061671	5.0	2.0	2.0	2.0	2.0	2.0	2.0	2.0	U
Chromium	CR ICP	IP061671	10.0	5.0	5.0	5.0	5.0	5.0	5.0	5.0	U
Copper	CU ICP	IP061671	25.0	2.0	2.0	2.0	2.0	2.0	2.0	2.0	U
Lead	PB ICP	IP061671	3.0	20.0	20.0	20.0	20.0	20.0	20.0	20.0	U
Mercury	HG CVA	HG061201	0.2	0.1	0.1	0.1	0.1	0.1	0.1	0.1	U
Silver	AG ICP	IP061671	10.0	3.0	3.0	3.0	3.0	3.0	3.0	3.0	U
Zinc	ZN ICP	IP061671	20.0	10.0	10.0	10.0	10.0	10.0	10.0	10.0	U

ICP Interference Check Sample



CLIENT: ENVIRONMENTAL SCIENCE
PROJECT: JELD-WEN NORD DOOR
SDG: PB44

ICS SOURCE: I.V.
RUNID: IP061671
INSTRUMENT ID: OPTIMA ICP 2
UNITS: ug/L

ANALYTE	ICSA TV	ICSAB TV	ICSA1	ICSAB1	%R	ICSA2	ICSAB2	%R	ICSA3	ICSAB3	%R
Aluminum	20000	20000	206025.9	200367.3	100.2						
Antimony	1000	1000	38.4	1036.4	103.6						
Arsenic	1000	1000	63.2	1073.5	107.4						
Barium	1000	1000	-0.4	1013.6	101.4						
Beryllium	1000	1000	0.1	1012.8	101.3						
Boron			-8.8	-8.4							
Cadmium	1000	1000	-2.1	1043.4	104.3						
Calcium	100000	100000	100640.7	101572.3	101.6						
Chromium	1000	1000	-0.6	1028.1	102.8						
Cobalt	1000	1000	0.2	986.9	98.7						
Copper	1000	1000	0.2	1015.5	101.6						
Iron	20000	20000	195322.6	197169.4	98.6						
Lead	1000	1000	-14.3	964.1	96.4						
Magnesium	100000	100000	103398.5	100612.5	100.6						
Manganese	1000	1000	-0.6	969.4	96.9						
Molybdenum			3.3	3.2							
Nickel	1000	1000	0.1	976.3	97.6						
Potassium			-6.8	-125.9							
Selenium	1000	1000	-0.9	1009.1	100.9						
Silicon			-18.3	-17.3							
Silver	1000	1000	-1.2	1003.0	100.3						
Sodium			10.4	27.1							
Strontium			0.8	0.9							
Thallium	1000	1000	23.0	982.3	98.2						
Tin			-4.6	-3.4							
Titanium			6.1	5.1							
Vanadium	1000	1000	-2.4	980.5	98.1						
Zinc	1000	1000	-1.6	989.4	98.9						

IDLs and ICP Linear Ranges



CLIENT: ENVIROMENTAL SCIENCE

PROJECT: JELD-WEN NORD DOOR

SDG: PB44

UNITS: ug/L

ANALYTE	EL	METH	INSTRUMENT	WAVELENGTH (nm)	GFA BACK- GROUND	CLP CRDL	RL	RL DATE	ICP LINEAR RANGE (ug/L)	ICP LR DATE
Arsenic	AS	ICP	OPTIMA ICP 2	197.20		10	50.0	4/22/2009	30000.0	6/5/2009
Cadmium	CD	ICP	OPTIMA ICP 2	228.80		5	2.0	4/22/2009	20000.0	6/5/2009
Chromium	CR	ICP	OPTIMA ICP 2	267.72		10	5.0	4/22/2009	100000.0	6/5/2009
Copper	CU	ICP	OPTIMA ICP 2	324.75		25	2.0	4/22/2009	40000.0	6/5/2009
Lead	PB	ICP	OPTIMA ICP 2	220.35		3	20.0	4/22/2009	300000.0	6/5/2009
Mercury	HG	CVA	CETAC MERCURY	253.70		0.2	0.1	4/1/2009		
Silver	AG	ICP	OPTIMA ICP 2	328.07		10	3.0	4/22/2009	5000.0	6/5/2009
Zinc	ZN	ICP	OPTIMA ICP 2	213.86		20	10.0	4/22/2009	100000.0	6/5/2009

ICP Interelement Correction Factors



CLIENT: ENVIRONMENTAL SCIENCE

PROJECT: JELD-WEN NORD DOOR

SDG: PB44

IEC DATE: 6/1/2009

INSTRUMENT ID: OPTIMA ICP 2

ANALYTE	WAVELENGTH	AL	AS	BA	BE	CA	CD	CO	CR	CU	FE
Aluminum	308.22	0.0000000	0.0000000	0.0000000	0.0000000	0.0000000	0.0000000	0.0000000	0.0000000	0.0000000	0.0000000
Antimony	206.84	0.0000000	0.0000000	0.0000000	0.0000000	0.0000000	0.0000000	0.0000000	12.2555000	0.0000000	0.0000000
Arsenic	188.98	0.0000000	0.0000000	0.0000000	0.0000000	0.7511500	0.0000000	0.0000000	1.9261900	0.0000000	0.0000000
Barium	233.53	0.0000000	0.0000000	0.0000000	0.0000000	-0.0060768	0.0000000	-0.2681720	0.0000000	0.0000000	0.0572999
Beryllium	313.04	0.0000000	0.0000000	0.0000000	0.0000000	0.0000000	0.0000000	0.0000000	0.0000000	0.0000000	0.0000000
Cadmium	228.80	0.0000000	8.9479900	0.0000000	0.0000000	-0.0060381	0.0000000	0.0748695	0.0000000	0.0000000	0.0093290
Calcium	317.93	0.0000000	0.0000000	0.0000000	0.0000000	0.0000000	0.0000000	0.0000000	0.5759660	0.0000000	0.0000000
Chromium	267.72	0.0000000	0.0000000	0.0000000	0.0000000	0.0053982	0.0000000	-0.0487207	0.0000000	0.0000000	-0.0555423
Cobalt	228.62	0.0000000	0.0000000	0.0672567	0.0000000	0.0000000	0.0000000	0.0000000	0.0000000	0.0000000	0.0000000
Copper	324.75	0.0000000	0.0000000	0.0000000	0.0000000	0.0000000	0.0000000	-0.2685770	-0.0241546	0.0000000	-0.0716814
Iron	273.96	0.0000000	0.0000000	0.0000000	0.0000000	0.0000000	0.0000000	0.0000000	-1.0133600	0.0000000	0.0000000
Lead	220.35	-0.1916600	0.0000000	0.0000000	0.0000000	-0.0262487	0.0000000	0.0000000	-2.3249200	1.6326000	0.0740304
Magnesium	279.08	0.0000000	0.0000000	0.0000000	0.0000000	0.0984015	0.0000000	-1.4651500	-1.0373900	0.0000000	0.3479510
Manganese	257.61	0.0060930	0.0000000	0.0000000	0.0000000	0.0020330	0.0000000	0.0000000	0.0000000	0.0000000	0.0000000
Molybdenum	202.03	0.0000000	0.0000000	0.0000000	0.0000000	0.0108247	0.0000000	0.0000000	0.0000000	0.0000000	0.0000000
Nickel	231.60	0.0000000	0.0000000	0.1792350	0.0000000	0.0000000	0.0000000	0.3817060	0.0000000	0.0000000	0.0000000
Potassium	766.49	0.0000000	0.0000000	0.0000000	0.0000000	0.0000000	0.0000000	0.0000000	0.0000000	0.0000000	0.0000000
Selenium	196.03	0.0000000	0.0000000	0.0000000	0.0000000	0.0000000	0.0000000	0.0000000	-1.0048500	0.0000000	-0.1248020
Silicon	288.16	0.0000000	0.0000000	0.0000000	0.0000000	0.0000000	0.0000000	0.0000000	0.0000000	0.0000000	0.0000000
Silver	328.07	0.0000000	0.0000000	0.0000000	0.0000000	0.0000000	0.0000000	0.0000000	0.0000000	0.9888668	0.0000000
Sodium	589.59	0.0000000	0.0000000	0.0000000	0.0000000	11.8192000	0.0000000	0.0000000	0.0000000	0.0000000	0.0000000
Thallium	190.80	0.0000000	0.0000000	0.0000000	0.0000000	0.0863752	0.0000000	7.0846000	0.5186210	0.0000000	-0.1509150
Tin	189.93	0.0000000	0.0000000	0.0000000	0.0000000	-0.0263684	0.0000000	0.0000000	0.0000000	0.0000000	0.0000000
Titanium	334.90	0.0000000	0.0000000	0.0000000	0.0000000	0.2167660	0.0000000	0.0000000	0.1180350	0.0000000	0.0000000
Vanadium	292.40	0.0000000	0.0000000	0.0000000	0.0000000	0.0000000	0.0000000	0.0000000	-4.3567700	0.0000000	0.0458695
Zinc	206.20	0.0000000	0.0000000	0.0000000	0.0000000	0.0140401	0.3827210	0.0000000	0.1358710	0.0000000	0.0000000

ICP Interlement Correction Factors



CLIENT: ENVIRONMENTAL SCIENCE

PROJECT: JELD-WEN NORD DOOR

SDG: PB44

IEC DATE: 6/1/2009

INSTRUMENT ID: OPTIMA ICP 2

ANALYTE	WAVELENGTH	MG	MN	MO	NI	PB	SB	TI	TL	V	ZN
Aluminum	308.22	0.000000	0.000000	13.654000	0.000000	0.000000	0.000000	0.8734310	0.000000	15.5728000	0.0000000
Antimony	206.84	0.000000	0.000000	0.000000	-0.2336600	0.000000	0.000000	-0.2111370	0.000000	-3.8296900	0.0000000
Arsenic	188.98	0.0208650	0.000000	-0.3024190	0.000000	0.000000	0.000000	0.7555900	0.000000	0.0000000	0.0000000
Barium	233.53	0.000000	0.000000	0.000000	0.0611586	0.000000	0.000000	0.000000	0.000000	0.7332740	0.0000000
Beryllium	313.04	0.000000	0.000000	0.000000	0.000000	0.000000	0.000000	0.000000	0.000000	3.3358400	0.0000000
Cadmium	228.80	0.000000	0.000000	0.000000	-0.8762680	0.000000	0.000000	0.000000	0.000000	0.0720255	0.0000000
Calcium	317.93	0.000000	0.000000	0.000000	0.000000	0.000000	0.000000	0.000000	0.000000	0.0000000	0.0000000
Chromium	267.72	0.0553354	0.1496880	0.000000	0.000000	0.000000	0.000000	0.000000	-0.1852410	0.2168120	0.0000000
Cobalt	228.62	0.000000	0.000000	-0.3838350	0.1729370	0.000000	0.000000	1.9752600	0.000000	0.0000000	0.0000000
Copper	324.75	0.0045431	0.000000	0.3020870	0.000000	0.000000	0.000000	0.2335750	0.000000	0.0000000	0.0000000
Iron	273.96	0.000000	0.000000	0.000000	0.000000	0.000000	0.000000	0.000000	0.000000	13.3912000	0.0000000
Lead	220.35	0.000000	0.000000	0.000000	0.000000	0.000000	0.000000	0.000000	0.000000	0.0000000	0.0000000
Magnesium	279.08	0.000000	0.000000	-2.5084000	0.000000	0.000000	0.000000	0.000000	0.000000	0.0000000	0.0000000
Manganese	257.61	0.0086048	0.000000	0.000000	0.000000	-0.2285650	0.000000	0.0105028	0.000000	-0.0271638	0.0000000
Molybdenum	202.03	0.000000	0.000000	0.000000	0.000000	0.000000	0.000000	0.000000	0.000000	0.0000000	-0.0608730
Nickel	231.60	0.000000	0.000000	0.000000	0.000000	0.000000	-0.9036400	0.000000	0.000000	0.0000000	0.0000000
Potassium	766.49	0.000000	0.000000	0.000000	0.000000	0.000000	0.000000	0.000000	0.000000	0.0000000	0.0000000
Selenium	196.03	0.0483630	0.000000	0.000000	0.000000	0.000000	0.000000	0.000000	0.000000	0.0000000	0.0000000
Silicon	288.16	0.000000	0.000000	0.000000	0.000000	0.000000	0.000000	1.9788200	0.000000	0.0000000	0.0000000
Silver	328.07	0.000000	0.000000	0.000000	0.000000	0.000000	0.000000	0.000000	0.000000	-0.1912750	0.0000000
Sodium	589.59	0.000000	0.000000	0.000000	0.000000	0.000000	0.000000	'13.1250000	0.000000	0.0000000	388.0540000
Thallium	190.80	0.000000	0.000000	-2.8707400	0.000000	0.0702184	0.000000	0.3748190	0.000000	4.5219600	0.0000000
Tin	189.93	0.000000	0.000000	0.000000	0.000000	-0.0338435	-1.0198200	-0.4754160	0.000000	0.0000000	0.0000000
Titanium	334.90	0.000000	0.000000	2.4190100	0.000000	0.000000	0.000000	0.000000	0.000000	0.0000000	0.0000000
Vanadium	292.40	0.000000	-0.1493740	-0.4730220	0.000000	0.000000	0.000000	0.6244000	0.000000	0.0000000	0.0000000
Zinc	206.20	0.000000	0.000000	0.2630070	0.000000	-0.0715634	0.000000	0.000000	0.000000	0.0000000	0.0000000

Preparation Log



CLIENT: ENVIROMENTAL SCIENCE

ANALYSIS METHOD: ICP

PROJECT: JELD-WEN NORD DOOR

ARI PREP CODE: SWC

SDG: PB44

PREPDATE: 6/10/2009

CLIENT ID	ARI ID	MASS (g)	INITIAL VOLUME (mL)	FINAL VOLUME (mL)
3SED4-A	PB44A	1.086	0.0	50.0
3SED4-AD	PB44ADUP	1.086	0.0	50.0
3SED4-AS	PB44ASPK	1.090	0.0	50.0
3SED4-B	PB44B	1.084	0.0	50.0
3SED4-C	PB44C	1.048	0.0	50.0
3SED3-A	PB44D	1.027	0.0	50.0
3SED3-B	PB44E	1.074	0.0	50.0
3SED3-C	PB44F	1.009	0.0	50.0
3SED6-A	PB44G	1.026	0.0	50.0
3SED6-B	PB44H	1.073	0.0	50.0
3SED6-C	PB44I	1.091	0.0	50.0
3SED7-A	PB44J	1.045	0.0	50.0
3SED7-B	PB44K	1.014	0.0	50.0
3SED7-C	PB44L	1.030	0.0	50.0
3SED9-A	PB44M	1.084	0.0	50.0
PBS	PB44MB1	1.000	0.0	50.0
LCSS	PB44MB1SPK	1.000	0.0	50.0
3SED9-B	PB44N	1.042	0.0	50.0
3SED9-C	PB44O	1.057	0.0	50.0

Preparation Log



CLIENT: ENVIROMENTAL SCIENCE
PROJECT: JELD-WEN NORD DOOR
SDG: PB44

ANALYSIS METHOD: ICP
ARI PREP CODE: SWC
PREPDATE: 6/12/2009

CLIENT ID	ARI ID	MASS (g)	INITIAL VOLUME (mL)	FINAL VOLUME (mL)
3SED4-A	PB44RA	1.098	0.0	50.0
3SED4-AD	PB44RADUP	1.097	0.0	50.0
3SED4-AS	PB44RASPK	1.096	0.0	50.0
3SED4-B	PB44RB	1.068	0.0	50.0
3SED4-C	PB44RC	1.052	0.0	50.0
3SED3-A	PB44RD	1.014	0.0	50.0
3SED3-B	PB44RE	1.022	0.0	50.0
3SED3-C	PB44RF	1.002	0.0	50.0
3SED6-A	PB44RG	1.058	0.0	50.0
3SED6-B	PB44RH	1.060	0.0	50.0
3SED6-C	PB44RI	1.065	0.0	50.0
3SED7-A	PB44RJ	1.078	0.0	50.0
3SED7-B	PB44RK	1.043	0.0	50.0
3SED7-C	PB44RL	1.030	0.0	50.0
3SED9-A	PB44RM	1.024	0.0	50.0
PBS	PB44RMB1	1.000	0.0	50.0
LCSS	PB44RMB1SPK	1.000	0.0	50.0
3SED9-B	PB44RN	1.056	0.0	50.0
3SED9-C	PB44RO	1.067	0.0	50.0

Preparation Log



CLIENT: ENVIROMENTAL SCIENCE

ANALYSIS METHOD: CVA

PROJECT: JELD-WEN NORD DOOR

ARI PREP CODE: SMM

SDG: PB44

PREPDATE: 6/10/2009

CLIENT ID	ARI ID	MASS (g)	INITIAL VOLUME (mL)	FINAL VOLUME (mL)
3SED4-A	PB44A	0.278	0.0	50.0
3SED4-AD	PB44ADUP	0.279	0.0	50.0
3SED4-AS	PB44ASPK	0.278	0.0	50.0
3SED4-B	PB44B	0.206	0.0	50.0
3SED4-C	PB44C	0.287	0.0	50.0
3SED3-A	PB44D	0.284	0.0	50.0
3SED3-B	PB44E	0.211	0.0	50.0
3SED3-C	PB44F	0.276	0.0	50.0
3SED6-A	PB44G	0.292	0.0	50.0
3SED6-B	PB44H	0.250	0.0	50.0
3SED6-C	PB44I	0.262	0.0	50.0
3SED7-A	PB44J	0.292	0.0	50.0
3SED7-B	PB44K	0.245	0.0	50.0
3SED7-C	PB44L	0.209	0.0	50.0
3SED9-A	PB44M	0.241	0.0	50.0
PBS	PB44MB1	0.200	0.0	50.0
LCSW	PB44MB1SPK	0.200	0.0	50.0
3SED9-B	PB44N	0.237	0.0	50.0
3SED9-C	PB44O	0.270	0.0	50.0

Analysis Run Log

CLIENT: ENVIRONMENTAL SCIENCE
 PROJECT: JELD-WEN NORD DOOR
 SDG: PB44



INSTRUMENT ID: OPTIMA ICP 2
 RUNID: IP061671
 METHOD: ICP

START DATE: 6/16/2009
 END DATE: 6/16/2009

CLIENT ID	ARI ID	DIL.	TIME	%R	AG	AL	AS	B	BA	BE	CA	CD	CO	CR	CU	FE	HG	K	MG	MN	MO	NA	NI	PB	SB	SE	SI	SN	TI	TL	U	V	ZN				
ZZZZZZ	NEW SC	1.00	09270																																		
S0	S0	1.00	09332												X																			X			
S2	S2	1.00	09371											X																					X		
S3	S3	1.00	09382																																		
S4	S4	1.00	09402																																		
S5	S5	1.00	09420																																		
ICV	ICV	1.00	09462											X																							
ICB	ICB	1.00	09485											X																							
CRI	CRII	1.00	09524											X																							
ICSA	ICSAI	1.00	09562											X																							
ICSAB	ICSABI	1.00	10001											X																							
CCV	CCV1	1.00	10032											X																							
CCB	CCB1	1.00	10060											X																							
PBS	PB44RMB1	2.00	10111											X																							
ZZZZZZ	PB63I	5.00	10145																																		
3SED4-B	PB44RB	2.00	10182											X																							
3SED4-C	PB44RC	2.00	10220											X																							
3SED3-A	PB44RD	2.00	10253											X																							
3SED3-B	PB44RE	2.00	10290											X																							
3SED4-AD	PB44RADUP	2.00	10323											X																							
3SED4-A	PB44RA	2.00	10360											X																							
3SED4-AS	PB44RASPK	2.00	10393											X																							
LCSS	PB44RMB1SEPK	2.00	10420											X																							
CCV	CCV2	1.00	10453											X																							
CCB	CCB2	1.00	10480											X																							
3SED3-C	PB44RF	5.00	10514																																		
3SED6-A	PB44RG	2.00	10552																																		
3SED6-B	PB44RH	2.00	10575																																		
3SED6-C	PB44RI	2.00	11011											X																							
3SED7-A	PB44RJ	2.00	11044											X																							
3SED7-B	PB44RK	2.00	11081											X																							
3SED7-C	PB44RL	2.00	11114											X																							
3SED9-A	PB44RM	2.00	11151											X																							
3SED9-B	PB44RN	2.00	11184											X																							
3SED9-C	PB44RO	2.00	11221											X																							

PB44 : 01150

Analysis Run Log



CLIENT: ENVIRONMENTAL SCIENCE

PROJECT: JELD-WEN NORD DOOR

SDG: PB44

INSTRUMENT ID: OPTIMA ICP 2

RUNID: IP061671 METHOD: ICP

START DATE: 6/16/2009

END DATE: 6/16/2009

CLIENT ID	ARI ID	DIL.	TIME	%R	AG	AL	AS	B	BA	BE	CA	CD	CO	CR	CU	FE	HG	K	MG	MN	MO	NA	NI	PB	SB	SE	SI	SN	TI	TL	U	V	ZN		
CCV	CCV3	1.00	11254		X									X	X									X									X		
CCB	CCB3	1.00	11281		X									X	X									X									X		
CCV	CCV4	1.00	11315		X									X	X									X									X		
CCB	CCB4	1.00	11343		X									X	X									X									X		
3SED4-AD	PB44RADUP	2.00	11381																																
3SED4-A	PB44RA	2.00	11414																																
3SED4-AS	PB44RASPK	2.00	11451																																
ZZZZZZ	PB98FDUP	2.00	11474																																
ZZZZZZ	PB98F	2.00	11511																																
ZZZZZZ	PB98FSPK	2.00	11544																																
3SED3-C	PB44RF	10.00	11571		X									X	X									X										X	
3SED6-A	PB44RG	5.00	12004		X									X	X									X										X	
3SED6-B	PB44RH	5.00	12041		X									X	X									X										X	
CCV	CCV5	1.00	12083		X									X	X									X										X	
CCB	CCB5	1.00	12110		X									X	X									X										X	

PB44 : 01101

Analysis Run Log



CLIENT: ENVIRONMENTAL SCIENCE

PROJECT: JELD-WEN NORD DOOR

SDG: PB44

INSTRUMENT ID: CETAC MERCURY

RUNID: HG061201 METHOD: CVA

START DATE: 6/12/2009

END DATE: 6/12/2009

CLIENT ID	ARI ID	DIL.	TIME	%R	AG	AL	AS	B	BA	BE	CA	CD	CO	CR	CU	FE	HG	K	MG	MN	MO	NA	NI	PB	SB	SE	SI	SN	TI	TL	U	V	ZN				
S0		1.00	10175														X																				
S0.1	S0.1	1.00	10193														X																				
S0.5	S0.5	1.00	10210														X																				
S1	S1	1.00	10224														X																				
S2	S2	1.00	10242														X																				
S5	S5	1.00	10260														X																				
S10	S10	1.00	10274														X																				
ICV	AICV	1.00	10464														X																				
ICB	ICB	1.00	10482														X																				
CCV	ACCV1	1.00	10495														X																				
CCB	CCB1	1.00	10513														X																				
CRA	CRA	1.00	10531														X																				
ZZZZZZ	PB63MB1	1.00	10545														X																				
ZZZZZZ	PB63MB1SPK	1.00	10562														X																				
ZZZZZZ	PB63A	1.00	10580														X																				
ZZZZZZ	PB63ADUP	1.00	10594														X																				
ZZZZZZ	PB63ASPK	1.00	11011														X																				
ZZZZZZ	PB63B	1.00	11025														X																				
ZZZZZZ	PB63C	1.00	11043														X																				
ZZZZZZ	PB63D	1.00	11060														X																				
ZZZZZZ	PB63E	1.00	11074														X																				
CCV	ACCV2	1.00	11092														X																				
CCB	CCB2	1.00	11110														X																				
ZZZZZZ	PB63F	1.00	11124														X																				
ZZZZZZ	PB63G	1.00	11141														X																				
ZZZZZZ	PB63H	1.00	11155														X																				
ZZZZZZ	PB63I	1.00	11173														X																				
CCV	ACCV3	1.00	11190														X																				
CCB	CCB3	1.00	11204														X																				
PBW	PB44MB1	1.00	11225														X																				
LCSW	PB44MB1SPK	1.00	11242														X																				
3SED4-A	PB44A	1.00	11260														X																				
3SED4-AD	PB44ADUP	1.00	11274														X																				
3SED4-AS	PB44ASPK	1.00	11291														X																				
3SED4-B	PB44B	1.00	11305														X																				

Analysis Run Log



CLIENT: ENVIRONMENTAL SCIENCE

PROJECT: JELD-WEN NORD DOOR

SDG: PB44

INSTRUMENT ID: CETAC MERCURY

RUNID: HG061201 METHOD: CVA

START DATE: 6/12/2009

END DATE: 6/12/2009

CLIENT ID	ARI ID	DIL.	TIME	%R	AG	AL	AS	B	BA	BE	CA	CD	CO	CR	CU	FE	HG	K	MG	MN	MO	NA	NI	PB	SB	SE	SI	SN	TI	TL	U	V	ZN					
3SED4-C	PB44C	1.00	11322														X																					
3SED3-A	PB44D	1.00	11340														X																					
3SED3-B	PB44E	1.00	11354														X																					
3SED3-C	PB44F	1.00	11371														X																					
CCV	ACCV4	1.00	11385														X																					
CCB	CCB4	1.00	11403														X																					
3SED6-A	PB44G	1.00	11421														X																					
3SED6-B	PB44H	1.00	11435														X																					
3SED6-C	PB44I	1.00	11453														X																					
3SED7-A	PB44J	1.00	11470														X																					
3SED7-B	PB44K	1.00	11484														X																					
3SED7-C	PB44L	1.00	11501														X																					
3SED9-A	PB44M	1.00	11515														X																					
3SED9-B	PB44N	1.00	11533														X																					
3SED9-C	PB44O	1.00	11550														X																					
ZZZZZ	PB63A	1.00	11564														X																					
CCV	ACCV5	1.00	11582														X																					
CCB	CCB5	1.00	12000														X																					

Metals Analysis
Sample Data

prepared
for

ENVIROMENTAL SCIENCE CORP.

Project: JELD-WEN NORD DOOR

ARI JOB NO: PB44

prepared
by

Analytical Resources, Inc.

INORGANICS ANALYSIS DATA SHEET

TOTAL METALS

Page 1 of 1

Sample ID: 3SED4-A
SAMPLE

Lab Sample ID: PB44A

LIMS ID: 09-12787

Matrix: Sediment

Data Release Authorized: 

Reported: 06/17/09

QC Report No: PB44-ENVIROMENTAL SCIENCE CORP.

Project: JELD-WEN NORD DOOR

Date Sampled: 06/04/09

Date Received: 06/04/09

Percent Total Solids: 73.8%

Prep Meth	Prep Date	Analysis Method	Analysis Date	CAS Number	Analyte	RL	mg/kg-dry	Q
3050B	06/12/09	6010B	06/16/09	7440-38-2	Arsenic	6	10	
3050B	06/12/09	6010B	06/16/09	7440-43-9	Cadmium	0.2	0.2	U
3050B	06/12/09	6010B	06/16/09	7440-47-3	Chromium	0.6	19.6	
3050B	06/12/09	6010B	06/16/09	7440-50-8	Copper	0.2	27.5	
3050B	06/12/09	6010B	06/16/09	7439-92-1	Lead	2	8	
CLP	06/10/09	7471A	06/12/09	7439-97-6	Mercury	0.02	0.02	
3050B	06/12/09	6010B	06/16/09	7440-22-4	Silver	0.4	0.4	U
3050B	06/12/09	6010B	06/16/09	7440-66-6	Zinc	1	33	

U-Analyte undetected at given RL

RL-Reporting Limit

INORGANICS ANALYSIS DATA SHEET

TOTAL METALS


Page 1 of 1

Sample ID: 3SED4-B
SAMPLE

Lab Sample ID: PB44B

LIMS ID: 09-12788

Matrix: Sediment

Data Release Authorized: 

Reported: 06/17/09

QC Report No: PB44-ENVIRONMENTAL SCIENCE CORP.

Project: JELD-WEN NORD DOOR

Date Sampled: 06/04/09

Date Received: 06/04/09

Percent Total Solids: 71.4%

Prep Meth	Prep Date	Analysis Method	Analysis Date	CAS Number	Analyte	RL	mg/kg-dry	Q
3050B	06/12/09	6010B	06/16/09	7440-38-2	Arsenic	7	11	
3050B	06/12/09	6010B	06/16/09	7440-43-9	Cadmium	0.3	0.3	U
3050B	06/12/09	6010B	06/16/09	7440-47-3	Chromium	0.7	33.8	
3050B	06/12/09	6010B	06/16/09	7440-50-8	Copper	0.3	19.0	
3050B	06/12/09	6010B	06/16/09	7439-92-1	Lead	3	5	
CLP	06/10/09	7471A	06/12/09	7439-97-6	Mercury	0.03	0.03	U
3050B	06/12/09	6010B	06/16/09	7440-22-4	Silver	0.4	0.4	U
3050B	06/12/09	6010B	06/16/09	7440-66-6	Zinc	1	46	

U-Analyte undetected at given RL

RL-Reporting Limit

INORGANICS ANALYSIS DATA SHEET

TOTAL METALS


Page 1 of 1

Sample ID: 3SED4-C
SAMPLE

Lab Sample ID: PB44C

LIMS ID: 09-12789

Matrix: Sediment

Data Release Authorized: 

Reported: 06/17/09

QC Report No: PB44-ENVIRONMENTAL SCIENCE CORP.

Project: JELD-WEN NORD DOOR

Date Sampled: 06/04/09

Date Received: 06/04/09

Percent Total Solids: 68.4%

Prep Meth	Prep Date	Analysis Method	Analysis Date	CAS Number	Analyte	RL	mg/kg-dry	Q
3050B	06/12/09	6010B	06/16/09	7440-38-2	Arsenic	7	14	
3050B	06/12/09	6010B	06/16/09	7440-43-9	Cadmium	0.3	0.3	U
3050B	06/12/09	6010B	06/16/09	7440-47-3	Chromium	0.7	34.9	
3050B	06/12/09	6010B	06/16/09	7440-50-8	Copper	0.3	28.4	
3050B	06/12/09	6010B	06/16/09	7439-92-1	Lead	3	9	
CLP	06/10/09	7471A	06/12/09	7439-97-6	Mercury	0.03	0.04	
3050B	06/12/09	6010B	06/16/09	7440-22-4	Silver	0.4	0.4	U
3050B	06/12/09	6010B	06/16/09	7440-66-6	Zinc	1	60	

U-Analyte undetected at given RL

RL-Reporting Limit

INORGANICS ANALYSIS DATA SHEET

TOTAL METALS


Page 1 of 1

Sample ID: 3SED3-A
SAMPLE

Lab Sample ID: PB44D

LIMS ID: 09-12790

Matrix: Sediment

Data Release Authorized: 

Reported: 06/17/09

QC Report No: PB44-ENVIRONMENTAL SCIENCE CORP.

Project: JELD-WEN NORD DOOR

Date Sampled: 06/04/09

Date Received: 06/04/09

Percent Total Solids: 76.6%

Prep Meth	Prep Date	Analysis Method	Analysis Date	CAS Number	Analyte	RL	mg/kg-dry	Q
3050B	06/12/09	6010B	06/16/09	7440-38-2	Arsenic	6	13	
3050B	06/12/09	6010B	06/16/09	7440-43-9	Cadmium	0.3	0.3	U
3050B	06/12/09	6010B	06/16/09	7440-47-3	Chromium	0.6	28.6	
3050B	06/12/09	6010B	06/16/09	7440-50-8	Copper	0.3	48.8	
3050B	06/12/09	6010B	06/16/09	7439-92-1	Lead	3	13	
CLP	06/10/09	7471A	06/12/09	7439-97-6	Mercury	0.02	0.06	
3050B	06/12/09	6010B	06/16/09	7440-22-4	Silver	0.4	0.4	U
3050B	06/12/09	6010B	06/16/09	7440-66-6	Zinc	1	102	

U-Analyte undetected at given RL

RL-Reporting Limit

INORGANICS ANALYSIS DATA SHEET

TOTAL METALS

Page 1 of 1

Sample ID: 3SED3-B
SAMPLE

Lab Sample ID: PB44E

LIMS ID: 09-12791

Matrix: Sediment

Data Release Authorized:

Reported: 06/17/09



QC Report No: PB44-ENVIRONMENTAL SCIENCE CORP.

Project: JELD-WEN NORD DOOR

Date Sampled: 06/04/09

Date Received: 06/04/09

Percent Total Solids: 48.7%

Prep Meth	Prep Date	Analysis Method	Analysis Date	CAS Number	Analyte	RL	mg/kg-dry	Q
3050B	06/12/09	6010B	06/16/09	7440-38-2	Arsenic	10	20	
3050B	06/12/09	6010B	06/16/09	7440-43-9	Cadmium	0.4	0.4	U
3050B	06/12/09	6010B	06/16/09	7440-47-3	Chromium	1	52	
3050B	06/12/09	6010B	06/16/09	7440-50-8	Copper	0.4	59.9	
3050B	06/12/09	6010B	06/16/09	7439-92-1	Lead	4	12	
CLP	06/10/09	7471A	06/12/09	7439-97-6	Mercury	0.05	0.09	
3050B	06/12/09	6010B	06/16/09	7440-22-4	Silver	0.6	0.6	U
3050B	06/12/09	6010B	06/16/09	7440-66-6	Zinc	2	95	

U-Analyte undetected at given RL

RL-Reporting Limit

INORGANICS ANALYSIS DATA SHEET

TOTAL METALS


Page 1 of 1

Sample ID: 3SED3-C
SAMPLE

Lab Sample ID: PB44F

LIMS ID: 09-12792

Matrix: Sediment

Data Release Authorized: 

Reported: 06/17/09

QC Report No: PB44-ENVIRONMENTAL SCIENCE CORP.

Project: JELD-WEN NORD DOOR

Date Sampled: 06/04/09

Date Received: 06/04/09

Percent Total Solids: 56.8%

Prep Meth	Prep Date	Analysis Method	Analysis Date	CAS Number	Analyte	RL	mg/kg-dry	Q
3050B	06/12/09	6010B	06/16/09	7440-38-2	Arsenic	40	40	U
3050B	06/12/09	6010B	06/16/09	7440-43-9	Cadmium	2	2	U
3050B	06/12/09	6010B	06/16/09	7440-47-3	Chromium	4	88	
3050B	06/12/09	6010B	06/16/09	7440-50-8	Copper	2	155	
3050B	06/12/09	6010B	06/16/09	7439-92-1	Lead	20	20	U
CLP	06/10/09	7471A	06/12/09	7439-97-6	Mercury	0.03	0.07	
3050B	06/12/09	6010B	06/16/09	7440-22-4	Silver	3	3	U
3050B	06/12/09	6010B	06/16/09	7440-66-6	Zinc	9	65	

U-Analyte undetected at given RL

RL-Reporting Limit

INORGANICS ANALYSIS DATA SHEET

TOTAL METALS


Page 1 of 1

Sample ID: 3SED6-A
SAMPLE

Lab Sample ID: PB44G

LIMS ID: 09-12793

Matrix: Sediment

Data Release Authorized: 

Reported: 06/17/09

QC Report No: PB44-ENVIRONMENTAL SCIENCE CORP.

Project: JELD-WEN NORD DOOR

Date Sampled: 06/04/09

Date Received: 06/04/09

Percent Total Solids: 76.4%

Prep Meth	Prep Date	Analysis Method	Analysis Date	CAS Number	Analyte	RL	mg/kg-dry	Q
3050B	06/12/09	6010B	06/16/09	7440-38-2	Arsenic	20	20	
3050B	06/12/09	6010B	06/16/09	7440-43-9	Cadmium	0.6	0.6	U
3050B	06/12/09	6010B	06/16/09	7440-47-3	Chromium	2	29	
3050B	06/12/09	6010B	06/16/09	7440-50-8	Copper	0.6	64.9	
3050B	06/12/09	6010B	06/16/09	7439-92-1	Lead	6	6	U
CLP	06/10/09	7471A	06/12/09	7439-97-6	Mercury	0.02	0.02	U
3050B	06/12/09	6010B	06/16/09	7440-22-4	Silver	0.9	0.9	U
3050B	06/12/09	6010B	06/16/09	7440-66-6	Zinc	3	121	

U-Analyte undetected at given RL

RL-Reporting Limit

INORGANICS ANALYSIS DATA SHEET

TOTAL METALS


Page 1 of 1

Sample ID: 3SED6-B
SAMPLE

Lab Sample ID: PB44H

LIMS ID: 09-12794

Matrix: Sediment

Data Release Authorized: 

Reported: 06/17/09

QC Report No: PB44-ENVIRONMENTAL SCIENCE CORP.

Project: JELD-WEN NORD DOOR

Date Sampled: 06/04/09

Date Received: 06/04/09

Percent Total Solids: 80.7%

Prep Meth	Prep Date	Analysis Method	Analysis Date	CAS Number	Analyte	RL	mg/kg-dry	Q
3050B	06/12/09	6010B	06/16/09	7440-38-2	Arsenic	10	20	
3050B	06/12/09	6010B	06/16/09	7440-43-9	Cadmium	0.6	0.6	U
3050B	06/12/09	6010B	06/16/09	7440-47-3	Chromium	1	34	
3050B	06/12/09	6010B	06/16/09	7440-50-8	Copper	0.6	58.4	
3050B	06/12/09	6010B	06/16/09	7439-92-1	Lead	6	6	U
CLP	06/10/09	7471A	06/12/09	7439-97-6	Mercury	0.02	0.02	U
3050B	06/12/09	6010B	06/16/09	7440-22-4	Silver	0.9	0.9	U
3050B	06/12/09	6010B	06/16/09	7440-66-6	Zinc	3	60	


U-Analyte undetected at given RL

RL-Reporting Limit

INORGANICS ANALYSIS DATA SHEET

TOTAL METALS
Page 1 of 1

Sample ID: 3SED6-C
SAMPLE

Lab Sample ID: PB44I
LIMS ID: 09-12795
Matrix: Sediment
Data Release Authorized: 
Reported: 06/17/09

QC Report No: PB44-ENVIRONMENTAL SCIENCE CORP.
Project: JELD-WEN NORD DOOR

Date Sampled: 06/04/09
Date Received: 06/04/09

Percent Total Solids: 77.8%

Prep Meth	Prep Date	Analysis Method	Analysis Date	CAS Number	Analyte	RL	mg/kg-dry	Q
3050B	06/12/09	6010B	06/16/09	7440-38-2	Arsenic	6	8	
3050B	06/12/09	6010B	06/16/09	7440-43-9	Cadmium	0.2	0.2	U
3050B	06/12/09	6010B	06/16/09	7440-47-3	Chromium	0.6	13.3	
3050B	06/12/09	6010B	06/16/09	7440-50-8	Copper	0.2	36.2	
3050B	06/12/09	6010B	06/16/09	7439-92-1	Lead	2	2	U
CLP	06/10/09	7471A	06/12/09	7439-97-6	Mercury	0.02	0.02	
3050B	06/12/09	6010B	06/16/09	7440-22-4	Silver	0.4	0.4	U
3050B	06/12/09	6010B	06/16/09	7440-66-6	Zinc	1	23	

U-Analyte undetected at given RL
RL-Reporting Limit

INORGANICS ANALYSIS DATA SHEET

TOTAL METALS


Page 1 of 1

Sample ID: 3SED7-A
SAMPLE

Lab Sample ID: PB44J

LIMS ID: 09-12796

Matrix: Sediment

Data Release Authorized: 

Reported: 06/17/09

QC Report No: PB44-ENVIRONMENTAL SCIENCE CORP.

Project: JELD-WEN NORD DOOR

Date Sampled: 06/04/09

Date Received: 06/04/09

Percent Total Solids: 67.9%

Prep Meth	Prep Date	Analysis Method	Analysis Date	CAS Number	Analyte	RL	mg/kg-dry	Q
3050B	06/12/09	6010B	06/16/09	7440-38-2	Arsenic	7	13	
3050B	06/12/09	6010B	06/16/09	7440-43-9	Cadmium	0.3	0.3	U
3050B	06/12/09	6010B	06/16/09	7440-47-3	Chromium	0.7	34.3	
3050B	06/12/09	6010B	06/16/09	7440-50-8	Copper	0.3	61.7	
3050B	06/12/09	6010B	06/16/09	7439-92-1	Lead	3	10	
CLP	06/10/09	7471A	06/12/09	7439-97-6	Mercury	0.03	0.04	
3050B	06/12/09	6010B	06/16/09	7440-22-4	Silver	0.4	0.4	U
3050B	06/12/09	6010B	06/16/09	7440-66-6	Zinc	1	84	

U-Analyte undetected at given RL

RL-Reporting Limit

INORGANICS ANALYSIS DATA SHEET

TOTAL METALS


Page 1 of 1

Sample ID: 3SED7-B
SAMPLE

Lab Sample ID: PB44K

LIMS ID: 09-12797

Matrix: Sediment

Data Release Authorized: 

Reported: 06/17/09

QC Report No: PB44-ENVIRONMENTAL SCIENCE CORP.

Project: JELD-WEN NORD DOOR

Date Sampled: 06/04/09

Date Received: 06/04/09

Percent Total Solids: 50.4%

Prep Meth	Prep Date	Analysis Method	Analysis Date	CAS Number	Analyte	RL	mg/kg-dry	Q
3050B	06/12/09	6010B	06/16/09	7440-38-2	Arsenic	10	20	
3050B	06/12/09	6010B	06/16/09	7440-43-9	Cadmium	0.4	0.4	U
3050B	06/12/09	6010B	06/16/09	7440-47-3	Chromium	1	60	
3050B	06/12/09	6010B	06/16/09	7440-50-8	Copper	0.4	94.9	
3050B	06/12/09	6010B	06/16/09	7439-92-1	Lead	4	17	
CLP	06/10/09	7471A	06/12/09	7439-97-6	Mercury	0.04	0.11	
3050B	06/12/09	6010B	06/16/09	7440-22-4	Silver	0.6	0.6	U
3050B	06/12/09	6010B	06/16/09	7440-66-6	Zinc	2	121	

U-Analyte undetected at given RL

RL-Reporting Limit

INORGANICS ANALYSIS DATA SHEET

TOTAL METALS


Page 1 of 1

Sample ID: 3SED7-C
SAMPLE

Lab Sample ID: PB44L

LIMS ID: 09-12798

Matrix: Sediment

Data Release Authorized: 

Reported: 06/17/09

QC Report No: PB44-ENVIRONMENTAL SCIENCE CORP.

Project: JELD-WEN NORD DOOR

Date Sampled: 06/04/09

Date Received: 06/04/09

Percent Total Solids: 51.1%

Prep Meth	Prep Date	Analysis Method	Analysis Date	CAS Number	Analyte	RL	mg/kg-dry	Q
3050B	06/12/09	6010B	06/16/09	7440-38-2	Arsenic	10	30	
3050B	06/12/09	6010B	06/16/09	7440-43-9	Cadmium	0.4	0.4	U
3050B	06/12/09	6010B	06/16/09	7440-47-3	Chromium	1	64	
3050B	06/12/09	6010B	06/16/09	7440-50-8	Copper	0.4	77.6	
3050B	06/12/09	6010B	06/16/09	7439-92-1	Lead	4	15	
CLP	06/10/09	7471A	06/12/09	7439-97-6	Mercury	0.05	0.11	
3050B	06/12/09	6010B	06/16/09	7440-22-4	Silver	0.6	0.6	U
3050B	06/12/09	6010B	06/16/09	7440-66-6	Zinc	2	119	

U-Analyte undetected at given RL

RL-Reporting Limit

INORGANICS ANALYSIS DATA SHEET

TOTAL METALS


Page 1 of 1

Sample ID: 3SED9-A
SAMPLE

Lab Sample ID: PB44M

LIMS ID: 09-12799

Matrix: Sediment

Data Release Authorized: 

Reported: 06/17/09

QC Report No: PB44-ENVIROMENTAL SCIENCE CORP.

Project: JELD-WEN NORD DOOR

Date Sampled: 06/04/09

Date Received: 06/04/09

Percent Total Solids: 45.5%

Prep Meth	Prep Date	Analysis Method	Analysis Date	CAS Number	Analyte	RL	mg/kg-dry	Q
3050B	06/12/09	6010B	06/16/09	7440-38-2	Arsenic	10	30	
3050B	06/12/09	6010B	06/16/09	7440-43-9	Cadmium	0.4	0.4	U
3050B	06/12/09	6010B	06/16/09	7440-47-3	Chromium	1	71	
3050B	06/12/09	6010B	06/16/09	7440-50-8	Copper	0.4	69.4	
3050B	06/12/09	6010B	06/16/09	7439-92-1	Lead	4	16	
CLP	06/10/09	7471A	06/12/09	7439-97-6	Mercury	0.05	0.11	
3050B	06/12/09	6010B	06/16/09	7440-22-4	Silver	0.6	0.6	U
3050B	06/12/09	6010B	06/16/09	7440-66-6	Zinc	2	120	

U-Analyte undetected at given RL

RL-Reporting Limit

INORGANICS ANALYSIS DATA SHEET

TOTAL METALS


Page 1 of 1

Sample ID: 3SED9-B
SAMPLE

Lab Sample ID: PB44N

LIMS ID: 09-12800

Matrix: Sediment

Data Release Authorized: 

Reported: 06/17/09

QC Report No: PB44-ENVIRONMENTAL SCIENCE CORP.

Project: JELD-WEN NORD DOOR

Date Sampled: 06/04/09

Date Received: 06/04/09

Percent Total Solids: 48.8%

Prep Meth	Prep Date	Analysis Method	Analysis Date	CAS Number	Analyte	RL	mg/kg-dry	Q
3050B	06/12/09	6010B	06/16/09	7440-38-2	Arsenic	10	20	
3050B	06/12/09	6010B	06/16/09	7440-43-9	Cadmium	0.4	0.4	U
3050B	06/12/09	6010B	06/16/09	7440-47-3	Chromium	1	62	
3050B	06/12/09	6010B	06/16/09	7440-50-8	Copper	0.4	61.7	
3050B	06/12/09	6010B	06/16/09	7439-92-1	Lead	4	13	
CLP	06/10/09	7471A	06/12/09	7439-97-6	Mercury	0.04	0.10	
3050B	06/12/09	6010B	06/16/09	7440-22-4	Silver	0.6	0.6	U
3050B	06/12/09	6010B	06/16/09	7440-66-6	Zinc	2	104	

U-Analyte undetected at given RL

RL-Reporting Limit

INORGANICS ANALYSIS DATA SHEET

TOTAL METALS


Page 1 of 1

Sample ID: 3SED9-C
SAMPLE

Lab Sample ID: PB440

LIMS ID: 09-12801

Matrix: Sediment

Data Release Authorized: 

Reported: 06/17/09

QC Report No: PB44-ENVIRONMENTAL SCIENCE CORP.

Project: JELD-WEN NORD DOOR

Date Sampled: 06/04/09

Date Received: 06/04/09

Percent Total Solids: 51.6%

Prep Meth	Prep Date	Analysis Method	Analysis Date	CAS Number	Analyte	RL	mg/kg-dry	Q
3050B	06/12/09	6010B	06/16/09	7440-38-2	Arsenic	9	22	
3050B	06/12/09	6010B	06/16/09	7440-43-9	Cadmium	0.4	0.4	U
3050B	06/12/09	6010B	06/16/09	7440-47-3	Chromium	0.9	54.6	
3050B	06/12/09	6010B	06/16/09	7440-50-8	Copper	0.4	53.0	
3050B	06/12/09	6010B	06/16/09	7439-92-1	Lead	4	13	
CLP	06/10/09	7471A	06/12/09	7439-97-6	Mercury	0.04	0.09	
3050B	06/12/09	6010B	06/16/09	7440-22-4	Silver	0.5	0.5	U
3050B	06/12/09	6010B	06/16/09	7440-66-6	Zinc	2	102	

U-Analyte undetected at given RL

RL-Reporting Limit

Metals Analysis
Instrument Raw Data and Logs

prepared
for

ENVIROMENTAL SCIENCE CORP.

Project: JELD-WEN NORD DOOR

ARI JOB NO: PB44

prepared
by

Analytical Resources, Inc.

PB44 : 01170



IEC Date: 6-4-09

Analysis Date: 6-16-09

Analyst: AT

LR Date: 6-5-09

Page: 1 of 5

All corrections made by analyst unless otherwise noted.

6-16-09

Edit Label	Delete Data	ARI Sample ID	Prep. Code	Dilution	Comments
		New SC			✓
		STD0			2615-14
		↓ 2			2616-7
		↓ 3			↑ -8
		↓ 4			↓ -9
		↓ 5			↓ -10
		ICF			2587-7
		ICB			
		CR1			
		ICSA			Cd - 0.002 mk
		ICSAB			
		CCV1			
		CCB1			
		PB44R MB1	SeoU	2	
		PB63 I		5	
		PB44R B		2	
		↓ C			
		↓ D			
		↓ E			
		ADep A			Cu Pb Zn high RPD CAF
		↓ Aspik MBUSAL	↓ B	↓	✓
		CCV2		↓	✓
		CCB2			



IEC Date: _____

Analysis Date: 6-16-09

Analyst: nt

LR Date: _____

Page: 2 of 5

All corrections made by analyst unless otherwise noted.

6-16-09

Edit Label	Delete Data	ARI Sample ID	Prep. Code	Dilution	Comments
	✓	PB44R F	Swc	5	RR 1/10 (Fe)
	✓	G		2	RR 1/5 (Fe)
	✓	H			RR 1/10 (Fe)
		I			
		J			
		K			
		L			
		M			
		N			
		O			
		CCV3			CCV4
		CCB3	Al Fe Co		CCB4 Al Fe Co
	✓	PB44R ADup	Swc	2	Confirms 1st
	↓	↓ A	↓	↓	↓
	↓	↓ Aspik	↓	↓	↓
	✓	PB98 FDup			Confirms 6-15
	↓	↓ F	↓	↓	↓
	↓	↓ Fspk	↓	↓	↓
		PB44R F		10	
		↓ G	↓	↓ 5	
		↓ H	↓	↓	
		CCV4 S			
		CCB4 S			
	✓	PC31 MB	WMS		and pkg Mn det 5/17/09

Metals Data Review Checklist

Method: ICP ICP-MS GFA CVA

Analysis Date: 6-16-09

	Analyst	Peer	Comment
<u>DP+ 2</u>	<u>6-17-09</u>	<u>JB 6-17-09</u>	
Logbook			
Analyst, Date, Method info	✓	✓	
Sample ID's	✓	✓	
Standard/QC solution ID's recorded	✓	✓	
Prep codes	✓	✓	
Dilution factors	✓	✓	
Crossouts/Corrections/Deletions	✓	✓	
Calibration			
Blank & Standard intensities	✓	✓	
Standard deviations	✓	✓	
Curve fit	✓	✓	
Calibration Verification			
ICV/CCV	✓	✓	See log
ICB/CCB	✓	✓	See log
Samples			
RSD's & SD's	✓	✓	See log
Internal Standards	✓	✓	See log
Carry-over	✓	✓	See log
Method QC			
CRI/CRA	✓	✓	
ICSA/ICSAB	✓	✓	
Post Spikes/Serial Dilutions	—	—	
Analytic Spikes	—	—	
Matrix QC			
SRM/LCS	✓	✓	
Matrix Spikes	✓	✓	
Matrix Duplicates	✓	✓	PB44 R
Method Blanks	✓	✓	
Data Distribution			
Requested elements/isotope identified	✓	✓	
Correct samples identified for distribution	✓	✓	
Raw data match distributed data	✓	✓	
Data filename correct	✓	✓	
Necessary Analysts Notes and CAP's	✓	✓	PB442 CAP

Nebulizer Parameters: Hg ReAlign

Analyte Back Pressure Flow
All 220.0 kPa 0.75 L/min

6/16/2009 9:21:55 AM Hg ReAlign... Actual peak offset (nm): 0.003
Drift (nm): -0.000 Slit adjustment: -2

Analysis Begun

Start Time: 6/16/2009 9:25:30 AM Plasma On Time: 6/16/2009 8:35:58 AM
Logged In Analyst: metals Technique: ICP Continuous
Spectrometer Model: Optima 7300 DV, S/N 077C8121202 Autosampler Model: AS-93plus

Sample Information File: C:\pe\metals\Sample Information\CRISSET2.sif
Batch ID:
Results Data Set: I2090616
Results Library: C:\pe\metals\Results\Results.mdb

Method Loaded

Method Name: 7300bcESI Method Last Saved: 6/5/2009 10:16:45 AM
IEC File: IEC2.iec MSF File:
Method Description: 12Axial Elements

Table with 6 columns: Analyte, Calibration Equation, Processing, View, Internal Standard, IEC. Lists various elements like Ag, Al, As, B, Ba, Be, Ca, Cd, Co, Cr, Cu, Fe, K, Mg, Mn, Mo, Na, Ni, Pb, Sb, Se, Si, Sn, Sr, Ti, Tl, V, Zn, ScA, ScR with their respective calibration and processing details.

Sequence No.: 1 Autosampler Location: 1
Sample ID: Calib Blank 1 Date Collected: 6/16/2009 9:25:35 AM
Data Type: Original

User canceled analysis.

Analysis Begun

Start Time: 6/16/2009 9:27:09 AM Plasma On Time: 6/16/2009 8:35:58 AM

User canceled analysis.

=====
Analysis Begun

Start Time: 6/16/2009 9:33:25 AM
Logged In Analyst: metals
Spectrometer Model: Optima 7300 DV, S/N 077C8121202

Plasma On Time: 6/16/2009 8:35:58 AM
Technique: ICP Continuous
Autosampler Model: AS-93plus

Sample Information File: C:\pe\metals\Sample Information\CRISSET2.sif
Batch ID:
Results Data Set: I2090616
Results Library: C:\pe\metals\Results\Results.mdb

=====
Sequence No.: 1
Sample ID: ~~Calib Blank 1~~ *new Sc*
46-5

Autosampler Location: 1
Date Collected: 6/16/2009 9:33:26 AM
Data Type: Original

Nebulizer Parameters: Calib Blank 1

Analyte Back Pressure Flow
All 220.0 kPa 0.75 L/min

Mean Data: Calib Blank 1

Analyte	Mean Corrected Intensity	Std.Dev.	RSD	Calib Conc.	Units
ScA 357.253	1959190.9	27066.44	1.38%	98.33	%
ScR 361.383	592499.6	3518.28	0.59%	99.04	%
Ag 328.068†	-66.4	77.23	116.36%	[0.00]	mg/L
Al 308.215†	-101.4	7.42	7.32%	[0.00]	mg/L
As 188.979†	-17.9	6.22	34.73%	[0.00]	mg/L
B 249.677†	25.0	6.45	25.86%	[0.00]	mg/L
Ba 233.527†	80.4	5.56	6.92%	[0.00]	mg/L
Be 313.042†	1440.0	10.16	0.71%	[0.00]	mg/L
Ca 317.933†	244.1	7.16	2.93%	[0.00]	mg/L
Cd 228.802†	246.5	2.46	1.00%	[0.00]	mg/L
Co 228.616†	-130.2	1.25	0.96%	[0.00]	mg/L
Cr 267.716†	-139.5	0.50	0.36%	[0.00]	mg/L
Cu 324.752†	3018.5	64.80	2.15%	[0.00]	mg/L
Fe 273.955†	-27.1	5.04	18.60%	[0.00]	mg/L
K 766.490†	-116.0	43.74	37.71%	[0.00]	mg/L
Mg 279.077†	-23.9	3.00	12.53%	[0.00]	mg/L
Mn 257.610†	127.8	6.96	5.45%	[0.00]	mg/L
Mo 202.031†	81.8	3.92	4.79%	[0.00]	mg/L
Na 589.592†	1907.1	15.03	0.79%	[0.00]	mg/L
Na 330.237†	246.2	6.55	2.66%	[0.00]	mg/L
Ni 231.604†	61.1	2.69	4.41%	[0.00]	mg/L
Pb 220.353†	-164.5	4.02	2.44%	[0.00]	mg/L
Sb 206.836†	67.1	1.52	2.26%	[0.00]	mg/L
Se 196.026†	-99.4	2.57	2.59%	[0.00]	mg/L
Si 288.158†	82.0	1.25	1.52%	[0.00]	mg/L
Sn 189.927†	-33.2	1.34	4.03%	[0.00]	mg/L
Sr 421.552†	-555.3	34.98	6.30%	[0.00]	mg/L
Ti 334.903†	-34.2	7.46	21.78%	[0.00]	mg/L
Tl 190.801†	-25.9	6.50	25.07%	[0.00]	mg/L
V 292.402†	131.8	11.27	8.55%	[0.00]	mg/L
Zn 206.200†	-81.0	4.20	5.19%	[0.00]	mg/L

Logged In Analyst: metals Technique: ICP Continuous
Spectrometer Model: Optima 7300 DV, S/N 077C8121202 Autosampler Model: AS-93plus

Sample Information File: C:\pe\metals\Sample Information\CRISSET2.sif
Batch ID:
Results Data Set: I2090616
Results Library: C:\pe\metals\Results\Results.mdb

Sequence No.: 1 Autosampler Location: 1
Sample ID: Calib Blank 1 Date Collected: 6/16/2009 9:27:09 AM
Data Type: Original

Nebulizer Parameters: Calib Blank 1

Analyte Back Pressure Flow
All 219.0 kPa 0.75 L/min

Mean Data: Calib Blank 1

Analyte	Mean Corrected Intensity	Std.Dev.	RSD	Calib Conc.	Units
ScA 357.253	1992371.5	18839.74	0.95%	100.0	%
ScR 361.383	598215.3	5482.25	0.92%	100.0	%
Ag 328.068†	-40.9	21.90	53.55%	[0.00]	mg/L
Al 308.215†	-107.1	5.83	5.45%	[0.00]	mg/L
As 188.979†	-16.8	2.47	14.67%	[0.00]	mg/L
B 249.677†	16.0	9.23	57.73%	[0.00]	mg/L
Ba 233.527†	80.3	4.89	6.09%	[0.00]	mg/L
Be 313.042†	1417.8	10.53	0.74%	[0.00]	mg/L
Ca 317.933†	225.2	28.42	12.62%	[0.00]	mg/L
Cd 228.802†	243.2	4.50	1.85%	[0.00]	mg/L
Co 228.616†	-127.4	4.39	3.45%	[0.00]	mg/L
Cr 267.716†	-144.0	8.25	5.73%	[0.00]	mg/L
Cu 324.752†	2915.4	7.34	0.25%	[0.00]	mg/L
Fe 273.955†	-25.9	2.73	10.55%	[0.00]	mg/L
K 766.490†	-168.8	27.63	16.37%	[0.00]	mg/L
Mg 279.077†	-18.2	5.73	31.55%	[0.00]	mg/L
Mn 257.610†	128.8	7.66	5.95%	[0.00]	mg/L
Mo 202.031†	83.2	4.73	5.68%	[0.00]	mg/L
Na 589.592†	1892.9	48.60	2.57%	[0.00]	mg/L
Na 330.237†	253.8	5.06	1.99%	[0.00]	mg/L
Ni 231.604†	61.6	2.85	4.63%	[0.00]	mg/L
Pb 220.353†	-174.3	2.10	1.21%	[0.00]	mg/L
Sb 206.836†	73.7	2.88	3.91%	[0.00]	mg/L
Se 196.026†	-98.8	2.90	2.93%	[0.00]	mg/L
Si 288.158†	76.5	1.69	2.20%	[0.00]	mg/L
Sn 189.927†	-29.4	2.45	8.34%	[0.00]	mg/L
Sr 421.552†	-615.6	37.67	6.12%	[0.00]	mg/L
Ti 334.903†	-77.6	9.89	12.74%	[0.00]	mg/L
Tl 190.801†	-25.7	2.69	10.48%	[0.00]	mg/L
V 292.402†	129.0	2.93	2.27%	[0.00]	mg/L
Zn 206.200†	-81.2	6.34	7.81%	[0.00]	mg/L

Sequence No.: 2
Sample ID: STD2

Autosampler Location: 2
Date Collected: 6/16/2009 9:37:10 AM
Data Type: Original

Nebulizer Parameters: STD2

Analyte	Back Pressure	Flow
All	220.0 kPa	0.75 L/min

Mean Data: STD2

Analyte	Mean Corrected Intensity	Std. Dev.	RSD	Conc.	Units
ScA 357.253	2010366.9	28148.05	1.40%	100.9	%
ScR 361.383	601994.9	881.26	0.15%	100.6	%
Ba 233.527†	137017.9	581.36	0.42%	[10]	mg/L
Cd 228.802†	204701.5	2683.50	1.31%	[10]	mg/L
Co 228.616†	296867.4	3952.47	1.33%	[10]	mg/L
Cr 267.716†	139453.3	734.89	0.53%	[10]	mg/L
Cu 324.752†	2491959.1	36572.27	1.47%	[10]	mg/L
Mn 257.610†	1052300.5	8739.85	0.83%	[10]	mg/L
V 292.402†	1093038.3	14993.83	1.37%	[10]	mg/L

Sequence No.: 3
Sample ID: STD3

Autosampler Location: 3
Date Collected: 6/16/2009 9:38:25 AM
Data Type: Original

Nebulizer Parameters: STD3

Analyte	Back Pressure	Flow
All	220.0 kPa	0.75 L/min

Mean Data: STD3

Analyte	Mean Corrected Intensity	Std.Dev.	RSD	Conc.	Units
ScA 357.253	1963793.1	4367.14	0.22%	98.57	%
ScR 361.383	597826.3	6771.83	1.13%	99.93	%
Ag 328.068†	215548.4	1024.99	0.48%	[1.0]	mg/L
As 188.979†	9816.5	45.59	0.46%	[10]	mg/L
B 249.677†	108082.1	456.29	0.42%	[10]	mg/L
Be 313.042†	4772527.6	49874.81	1.05%	[5.0]	mg/L
Na 589.592†	721491.3	3108.85	0.43%	[50]	mg/L
Ni 231.604†	47765.5	661.35	1.38%	[10]	mg/L
Pb 220.353†	66932.5	336.42	0.50%	[10]	mg/L
Se 196.026†	13408.9	68.04	0.51%	[10]	mg/L
Sr 421.552†	4585927.3	49809.81	1.09%	[5]	mg/L
Tl 190.801†	16562.2	64.05	0.39%	[10]	mg/L
Zn 206.200†	51793.4	358.42	0.69%	[10]	mg/L

Sequence No.: 4
Sample ID: STD4

Autosampler Location: 4
Date Collected: 6/16/2009 9:40:27 AM
Data Type: Original

Nebulizer Parameters: STD4

Analyte	Back Pressure	Flow
All	220.0 kPa	0.75 L/min

Mean Data: STD4

Analyte	Mean Corrected Intensity	Std.Dev.	RSD	Conc.	Units
ScA 357.253	1999491.2	26815.48	1.34%	100.4	%
ScR 361.383	600353.9	4155.37	0.69%	100.4	%
Mo 202.031†	167597.6	2889.16	1.72%	[10]	mg/L
Sb 206.836†	24693.2	395.68	1.60%	[10]	mg/L
Si 288.158†	22128.1	55.27	0.25%	[10]	mg/L
Sn 189.927†	50844.6	853.32	1.68%	[10]	mg/L
Ti 334.903†	365401.0	2133.12	0.58%	[10]	mg/L

Sequence No.: 5
Sample ID: STD5

Autosampler Location: 5
Date Collected: 6/16/2009 9:42:05 AM
Data Type: Original

Nebulizer Parameters: STD5

Analyte	Back Pressure	Flow
All	220.0 kPa	0.75 L/min

Mean Data: STD5

Analyte	Mean Corrected Intensity	Std.Dev.	RSD	Conc.	Units
ScA 357.253	1890063.5	3721.77	0.20%	94.87	%
ScR 361.383	596587.6	9192.38	1.54%	99.73	%
Al 308.215†	55232.3	728.68	1.32%	[30]	mg/L
Ca 317.933†	478023.8	6277.48	1.31%	[30]	mg/L
Fe 273.955†	181671.6	1922.64	1.06%	[100]	mg/L
K 766.490†	202121.9	2471.73	1.22%	[100]	mg/L
Mg 279.077†	44213.6	546.94	1.24%	[30]	mg/L
Na 330.237†	4649.7	51.34	1.10%	[100]	mg/L

Calibration Summary

Analyte	Stds.	Equation	Intercept	Slope	Curvature	Corr. Coef.	Reslope
Ag 328.068	1	Lin Thru 0	0.0	215500	0.00000	1.000000	
Al 308.215	1	Lin Thru 0	0.0	1841	0.00000	1.000000	
As 188.979	1	Lin Thru 0	0.0	981.6	0.00000	1.000000	
B 249.677	1	Lin Thru 0	0.0	10810	0.00000	1.000000	
Ba 233.527	1	Lin Thru 0	0.0	13700	0.00000	1.000000	
Be 313.042	1	Lin Thru 0	0.0	954500	0.00000	1.000000	
Ca 317,933	1	Lin Thru 0	0.0	15930	0.00000	1.000000	
Cd 228.802	1	Lin Thru 0	0.0	20470	0.00000	1.000000	
Co 228.616	1	Lin Thru 0	0.0	29690	0.00000	1.000000	
Cr 267.716	1	Lin Thru 0	0.0	13950	0.00000	1.000000	
Cu 324.752	1	Lin Thru 0	0.0	249200	0.00000	1.000000	
Fe 273.955	1	Lin Thru 0	0.0	1817	0.00000	1.000000	
K 766.490	1	Lin Thru 0	0.0	2021	0.00000	1.000000	
Mg 279.077	1	Lin Thru 0	0.0	1474	0.00000	1.000000	
Mn 257.610	1	Lin Thru 0	0.0	105200	0.00000	1.000000	
Mo 202.031	1	Lin Thru 0	0.0	16760	0.00000	1.000000	
Na 589.592	1	Lin Thru 0	0.0	14430	0.00000	1.000000	
Na 330.237	1	Lin Thru 0	0.0	46.50	0.00000	1.000000	
Ni 231.604	1	Lin Thru 0	0.0	4777	0.00000	1.000000	
Pb 220.353	1	Lin Thru 0	0.0	6693	0.00000	1.000000	
Sb 206.836	1	Lin Thru 0	0.0	2469	0.00000	1.000000	
Se 196.026	1	Lin Thru 0	0.0	1341	0.00000	1.000000	
Si 288.158	1	Lin Thru 0	0.0	2213	0.00000	1.000000	
Sn 189.927	1	Lin Thru 0	0.0	5084	0.00000	1.000000	
Sr 421.552	1	Lin Thru 0	0.0	917200	0.00000	1.000000	
Ti 334.903	1	Lin Thru 0	0.0	36540	0.00000	1.000000	
Tl 190.801	1	Lin Thru 0	0.0	1656	0.00000	1.000000	
V 292.402	1	Lin Thru 0	0.0	109300	0.00000	1.000000	
Zn 206.200	1	Lin Thru 0	0.0	5179	0.00000	1.000000	

=====
Analysis Begun

Start Time: 6/16/2009 9:46:25 AM

Plasma On Time: 6/16/2009 8:35:58 AM

Logged In Analyst: metals

Technique: ICP Continuous

Spectrometer Model: Optima 7300 DV, S/N 077C8121202 Autosampler Model: AS-93plus

Sample Information File: C:\pe\metals\Sample Information\CRISSET2.sif

Batch ID:

Results Data Set: I2090616

Results Library: C:\pe\metals\Results\Results.mdb

=====
Sequence No.: 1

Autosampler Location: 7

Sample ID: CV

Date Collected: 6/16/2009 9:46:27 AM

Data Type: Original

Dilution: 1X

Nebulizer Parameters: CV

Analyte	Back Pressure	Flow
All	221.0 kPa	0.75 L/min

Mean Data: CV

Analyte	Mean Corrected		Calib.		Std.Dev.	Sample		Std.Dev.	RSD
	Intensity	Conc.	Units	Conc.		Units			
ScA 357.253	1961282.7	98.44	%	0.198				0.20%	
ScR 361.383	587183.3	98.16	%	0.846				0.86%	
Ag 328.068†	208432.0	0.9671	mg/L	0.00504	0.9671	mg/L	0.00504	0.52%	
Al 308.215†	3715.1	1.985	mg/L	0.0195	1.985	mg/L	0.0195	0.98%	
As 188.979†	1968.2	2.001	mg/L	0.0116	2.001	mg/L	0.0116	0.58%	
B 249.677†	10838.2	1.002	mg/L	0.0023	1.002	mg/L	0.0023	0.23%	
Ba 233.527†	13835.3	1.009	mg/L	0.0054	1.009	mg/L	0.0054	0.53%	
Be 313.042†	951735.0	0.9940	mg/L	0.00923	0.9940	mg/L	0.00923	0.93%	
Ca 317.933†	32778.5	2.057	mg/L	0.0084	2.057	mg/L	0.0084	0.41%	
Cd 228.802†	21550.3	1.038	mg/L	0.0045	1.038	mg/L	0.0045	0.44%	
Co 228.616†	30106.7	1.013	mg/L	0.0042	1.013	mg/L	0.0042	0.42%	
Cr 267.716†	14023.0	1.005	mg/L	0.0034	1.005	mg/L	0.0034	0.34%	
Cu 324.752†	246819.8	0.9903	mg/L	0.00409	0.9903	mg/L	0.00409	0.41%	
Fe 273.955†	3646.5	1.992	mg/L	0.0130	1.992	mg/L	0.0130	0.65%	
K 766.490†	39612.4	19.60	mg/L	0.170	19.60	mg/L	0.170	0.87%	
Mg 279.077†	2992.0	2.035	mg/L	0.0193	2.035	mg/L	0.0193	0.95%	
Mn 257.610†	102441.9	0.9740	mg/L	0.00939	0.9740	mg/L	0.00939	0.96%	
Mo 202.031†	16522.1	0.9858	mg/L	0.00632	0.9858	mg/L	0.00632	0.64%	
Na 589.592†	722308.2	50.06	mg/L	0.438	50.06	mg/L	0.438	0.88%	
Na 330.237†	2395.9	51.28	mg/L	0.408	51.28	mg/L	0.408	0.80%	
Ni 231.604†	4795.8	1.005	mg/L	0.0058	1.005	mg/L	0.0058	0.58%	
Pb 220.353†	13422.1	2.007	mg/L	0.0106	2.007	mg/L	0.0106	0.53%	
Sb 206.836†	4928.4	1.997	mg/L	0.0063	1.997	mg/L	0.0063	0.31%	
Se 196.026†	2669.5	1.991	mg/L	0.0034	1.991	mg/L	0.0034	0.17%	
Si 288.158†	4543.0	2.059	mg/L	0.0119	2.059	mg/L	0.0119	0.58%	
Sn 189.927†	5041.8	0.9939	mg/L	0.00088	0.9939	mg/L	0.00088	0.09%	
Sr 421.552†	964450.3	1.052	mg/L	0.0095	1.052	mg/L	0.0095	0.90%	
Ti 334.903†	36019.5	0.9827	mg/L	0.01075	0.9827	mg/L	0.01075	1.09%	
Tl 190.801†	3338.8	2.009	mg/L	0.0106	2.009	mg/L	0.0106	0.53%	
V 292.402†	107225.8	0.9851	mg/L	0.00408	0.9851	mg/L	0.00408	0.41%	
Zn 206.200†	5252.0	1.014	mg/L	0.0027	1.014	mg/L	0.0027	0.26%	

Sequence No.: 2
 Sample ID: CB

Autosampler Location: 1
 Date Collected: 6/16/2009 9:48:59 AM
 Data Type: Original

Dilution: 1X

Nebulizer Parameters: CB

Analyte Back Pressure Flow
 All 221.0 kPa 0.75 L/min

Mean Data: CB

Analyte	Mean Corrected Intensity	Conc. Units	Calib. Units	Std.Dev.	Sample Conc. Units	Std.Dev.	RSD
ScA 357.253	1961185.8	98.43	%	0.479			0.49%
ScR 361.383	594905.4	99.45	%	0.738			0.74%
Ag 328.068†	74.7	0.00035	mg/L	0.000174	0.00035 mg/L	0.000174	50.11%
Al 308.215†	10.9	0.00588	mg/L	0.003307	0.00588 mg/L	0.003307	56.26%
As 188.979†	0.7	0.00072	mg/L	0.003731	0.00072 mg/L	0.003731	521.63%
B 249.677†	42.0	0.00389	mg/L	0.000178	0.00389 mg/L	0.000178	4.57%
Ba 233.527†	6.7	0.00049	mg/L	0.000255	0.00049 mg/L	0.000255	52.19%
Be 313.042†	109.5	0.00011	mg/L	0.000034	0.00011 mg/L	0.000034	30.13%
Ca 317.933†	9.1	0.00057	mg/L	0.000732	0.00057 mg/L	0.000732	127.54%
Cd 228.802†	10.2	0.00049	mg/L	0.000656	0.00049 mg/L	0.000656	133.03%
Co 228.616†	15.0	0.00051	mg/L	0.000433	0.00051 mg/L	0.000433	85.64%
Cr 267.716†	-2.6	-0.00019	mg/L	0.000440	-0.00019 mg/L	0.000440	236.66%
Cu 324.752†	171.1	0.00069	mg/L	0.000171	0.00069 mg/L	0.000171	24.93%
Fe 273.955†	5.7	0.00310	mg/L	0.002127	0.00310 mg/L	0.002127	68.60%
K 766.490†	10.8	0.00536	mg/L	0.017840	0.00536 mg/L	0.017840	333.06%
Mg 279.077†	1.2	0.00085	mg/L	0.005000	0.00085 mg/L	0.005000	591.54%
Mn 257.610†	14.8	0.00014	mg/L	0.000065	0.00014 mg/L	0.000065	45.98%
Mo 202.031†	12.3	0.00073	mg/L	0.000515	0.00073 mg/L	0.000515	70.23%
Na 589.592†	140.9	0.00976	mg/L	0.001650	0.00976 mg/L	0.001650	16.90%
Na 330.237†	9.6	0.2069	mg/L	0.25411	0.2069 mg/L	0.25411	122.79%
Ni 231.604†	1.4	0.00029	mg/L	0.000092	0.00029 mg/L	0.000092	31.66%
Pb 220.353†	-4.1	-0.00061	mg/L	0.001490	-0.00061 mg/L	0.001490	243.28%
Sb 206.836†	5.5	0.00224	mg/L	0.001607	0.00224 mg/L	0.001607	71.77%
Se 196.026†	-1.4	-0.00102	mg/L	0.001278	-0.00102 mg/L	0.001278	125.68%
Si 288.158†	-1.0	-0.00043	mg/L	0.002865	-0.00043 mg/L	0.002865	669.05%
Sn 189.927†	4.0	0.00079	mg/L	0.000537	0.00079 mg/L	0.000537	68.32%
Sr 421.552†	91.8	0.00010	mg/L	0.000047	0.00010 mg/L	0.000047	46.69%
Ti 334.903†	-22.2	-0.00061	mg/L	0.000369	-0.00061 mg/L	0.000369	60.60%
Tl 190.801†	4.4	0.00268	mg/L	0.004159	0.00268 mg/L	0.004159	155.17%
V 292.402†	66.1	0.00060	mg/L	0.000454	0.00060 mg/L	0.000454	75.13%
Zn 206.200†	-0.7	-0.00014	mg/L	0.000567	-0.00014 mg/L	0.000567	402.32%

Sequence No.: 3
Sample ID: CRI

Autosampler Location: 301
Date Collected: 6/16/2009 9:52:43 AM
Data Type: Original

Dilution: 1X

Nebulizer Parameters: CRI

Analyte Back Pressure Flow
All 221.0 kPa 0.75 L/min

Mean Data: CRI

Analyte	Mean Corrected Intensity	Conc.	Calib. Units	Std.Dev.	Conc. Units	Std.Dev.	RSD
ScA 357.253	1958382.2	98.29	%	0.578			0.59%
ScR 361.383	593214.2	99.16	%	0.484			0.49%
Ag 328.068†	646.8	0.00300	mg/L	0.000035	0.00300 mg/L	0.000035	1.17%
Al 308.215†	104.8	0.05681	mg/L	0.001311	0.05681 mg/L	0.001311	2.31%
As 188.979†	50.5	0.05136	mg/L	0.006535	0.05136 mg/L	0.006535	12.73%
B 249.677†	235.0	0.02174	mg/L	0.000577	0.02174 mg/L	0.000577	2.65%
Ba 233.527†	43.4	0.00316	mg/L	0.000184	0.00316 mg/L	0.000184	5.80%
Be 313.042†	915.8	0.00095	mg/L	0.000034	0.00095 mg/L	0.000034	3.63%
Ca 317.933†	777.1	0.04877	mg/L	0.000938	0.04877 mg/L	0.000938	1.92%
Cd 228.802†	54.1	0.00225	mg/L	0.000090	0.00225 mg/L	0.000090	4.02%
Co 228.616†	90.3	0.00303	mg/L	0.000277	0.00303 mg/L	0.000277	9.14%
Cr 267.716†	64.7	0.00464	mg/L	0.000603	0.00464 mg/L	0.000603	13.00%
Cu 324.752†	553.4	0.00222	mg/L	0.000048	0.00222 mg/L	0.000048	2.16%
Fe 273.955†	94.1	0.05174	mg/L	0.000927	0.05174 mg/L	0.000927	1.79%
K 766.490†	1032.1	0.5106	mg/L	0.02340	0.5106 mg/L	0.02340	4.58%
Mg 279.077†	84.0	0.05701	mg/L	0.003304	0.05701 mg/L	0.003304	5.80%
Mn 257.610†	111.8	0.00107	mg/L	0.000040	0.00107 mg/L	0.000040	3.77%
Mo 202.031†	86.7	0.00517	mg/L	0.000141	0.00517 mg/L	0.000141	2.72%
Na 589.592†	7285.5	0.5049	mg/L	0.00195	0.5049 mg/L	0.00195	0.39%
Na 330.237†	18.4	0.3906	mg/L	0.44921	0.3906 mg/L	0.44921	115.02%
Ni 231.604†	46.6	0.00980	mg/L	0.000967	0.00980 mg/L	0.000967	9.87%
Pb 220.353†	129.2	0.01931	mg/L	0.001185	0.01931 mg/L	0.001185	6.14%
Sb 206.836†	132.6	0.05376	mg/L	0.001937	0.05376 mg/L	0.001937	3.60%
Se 196.026†	66.8	0.04984	mg/L	0.001445	0.04984 mg/L	0.001445	2.90%
Si 288.158†	138.5	0.06262	mg/L	0.001380	0.06262 mg/L	0.001380	2.20%
Sn 189.927†	53.3	0.01053	mg/L	0.000210	0.01053 mg/L	0.000210	2.00%
Sr 421.552†	863.4	0.00094	mg/L	0.000024	0.00094 mg/L	0.000024	2.59%
Ti 334.903†	142.4	0.00387	mg/L	0.000134	0.00387 mg/L	0.000134	3.45%
Tl 190.801†	83.6	0.05045	mg/L	0.000726	0.05045 mg/L	0.000726	1.44%
V 292.402†	342.4	0.00315	mg/L	0.000144	0.00315 mg/L	0.000144	4.58%
Zn 206.200†	68.9	0.01330	mg/L	0.000774	0.01330 mg/L	0.000774	5.82%

Sequence No.: 4
Sample ID: ICSA

Autosampler Location: 302
Date Collected: 6/16/2009 9:56:27 AM
Data Type: Original

Dilution: 1X

Nebulizer Parameters: ICSA

Analyte Back Pressure Flow
All 221.0 kPa 0.75 L/min

Mean Data: ICSA

Analyte	Mean Corrected Intensity	Conc.	Calib. Units	Std.Dev.	Sample Conc.	Units	Std.Dev.	RSD
ScA 357.253	1954016.7	98.07	%	0.574				0.58%
ScR 361.383	588620.7	98.40	%	0.425				0.43%
Ag 328.068†	-266.1	-0.00123	mg/L	0.000201	-0.00123	mg/L	0.000201	16.36%
Al 308.215†	379310.1	206.0	mg/L	1.97	206.0	mg/L	1.97	0.96%
As 188.979†	138.4	0.06324	mg/L	0.005351	0.06324	mg/L	0.005351	8.46%
B 249.677†	-95.0	-0.00879	mg/L	0.000993	-0.00879	mg/L	0.000993	11.30%
Ba 233.527†	140.0	-0.00036	mg/L	0.000414	-0.00036	mg/L	0.000414	113.43%
Be 313.042†	68.1	0.00005	mg/L	0.000004	0.00005	mg/L	0.000004	7.82%
Ca 317.933†	1603621.7	100.6	mg/L	1.21	100.6	mg/L	1.21	1.20%
Cd 228.802†	5.1	-0.00207	mg/L	0.000369	-0.00207	mg/L	0.000369	17.88%
Co 228.616†	8.5	0.00024	mg/L	0.000114	0.00024	mg/L	0.000114	48.24%
Cr 267.716†	-72.2	-0.00060	mg/L	0.000549	-0.00060	mg/L	0.000549	91.07%
Cu 324.752†	-3323.6	0.00018	mg/L	0.000264	0.00018	mg/L	0.000264	142.79%
Fe 273.955†	354845.9	195.3	mg/L	1.58	195.3	mg/L	1.58	0.81%
K 766.490†	-13.8	-0.00684	mg/L	0.009670	-0.00684	mg/L	0.009670	141.45%
Mg 279.077†	152502.3	103.4	mg/L	1.00	103.4	mg/L	1.00	0.97%
Mn 257.610†	180.0	-0.00065	mg/L	0.000105	-0.00065	mg/L	0.000105	16.15%
Mo 202.031†	73.8	0.00331	mg/L	0.000487	0.00331	mg/L	0.000487	14.68%
Na 589.592†	150.5	0.01043	mg/L	0.002269	0.01043	mg/L	0.002269	21.75%
Na 330.237†	115.7	1.305	mg/L	0.1149	1.305	mg/L	0.1149	8.81%
Ni 231.604†	0.6	0.00015	mg/L	0.001200	0.00015	mg/L	0.001200	809.12%
Pb 220.353†	-280.8	-0.01428	mg/L	0.001134	-0.01428	mg/L	0.001134	7.94%
Sb 206.836†	94.9	0.03844	mg/L	0.002388	0.03844	mg/L	0.002388	6.21%
Se 196.026†	-27.2	-0.00089	mg/L	0.004281	-0.00089	mg/L	0.004281	479.04%
Si 288.158†	-40.6	-0.01835	mg/L	0.003601	-0.01835	mg/L	0.003601	19.62%
Sn 189.927†	-37.0	-0.00457	mg/L	0.001117	-0.00457	mg/L	0.001117	24.44%
Sr 421.552†	738.0	0.00080	mg/L	0.000018	0.00080	mg/L	0.000018	2.20%
Ti 334.903†	1019.9	0.00609	mg/L	0.000556	0.00609	mg/L	0.000556	9.13%
Tl 190.801†	3.7	0.02302	mg/L	0.002038	0.02302	mg/L	0.002038	8.85%
V 292.402†	715.3	-0.00245	mg/L	0.000746	-0.00245	mg/L	0.000746	30.46%
Zn 206.200†	-0.8	-0.00158	mg/L	0.000795	-0.00158	mg/L	0.000795	50.33%

Sequence No.: 5
Sample ID: ICSAB

Autosampler Location: 303
Date Collected: 6/16/2009 10:00:12 AM
Data Type: Original

Dilution: 1X

Nebulizer Parameters: ICSAB

Analyte Back Pressure Flow
All 221.0 kPa 0.75 L/min

Mean Data: ICSAB

Analyte	Mean Corrected Intensity	Calib. Conc. Units	Std.Dev.	Sample Conc. Units	Std.Dev.	RSD
ScA 357.253	1939995.4	97.37 %	0.504			0.52%
ScR 361.383	588602.5	98.39 %	0.127			0.13%
Ag 328.068†	216160.2	1.003 mg/L	0.0008	1.003 mg/L	0.0008	0.08%
Al 308.215†	368921.0	200.4 mg/L	0.74	200.4 mg/L	0.74	0.37%
As 188.979†	1132.0	1.074 mg/L	0.0023	1.074 mg/L	0.0023	0.22%
B 249.677†	-73.0	-0.00839 mg/L	0.001463	-0.00839 mg/L	0.001463	17.44%
Ba 233.527†	14041.6	1.014 mg/L	0.0035	1.014 mg/L	0.0035	0.35%
Be 313.042†	969722.2	1.013 mg/L	0.0047	1.013 mg/L	0.0047	0.47%
Ca 317.933†	1618465.7	101.6 mg/L	0.58	101.6 mg/L	0.58	0.57%
Cd 228.802†	21553.1	1.043 mg/L	0.0072	1.043 mg/L	0.0072	0.69%
Co 228.616†	29307.3	0.9869 mg/L	0.00570	0.9869 mg/L	0.00570	0.58%
Cr 267.716†	14274.2	1.028 mg/L	0.0026	1.028 mg/L	0.0026	0.25%
Cu 324.752†	249585.8	1.016 mg/L	0.0014	1.016 mg/L	0.0014	0.13%
Fe 273.955†	358227.9	197.2 mg/L	1.63	197.2 mg/L	1.63	0.83%
K 766.490†	-254.4	-0.1259 mg/L	0.00673	-0.1259 mg/L	0.00673	5.34%
Mg 279.077†	148393.4	100.6 mg/L	0.65	100.6 mg/L	0.65	0.65%
Mn 257.610†	102227.8	0.9694 mg/L	0.00424	0.9694 mg/L	0.00424	0.44%
Mo 202.031†	72.0	0.00320 mg/L	0.000316	0.00320 mg/L	0.000316	9.86%
Na 589.592†	391.0	0.02710 mg/L	0.001993	0.02710 mg/L	0.001993	7.36%
Na 330.237†	141.1	1.425 mg/L	0.0245	1.425 mg/L	0.0245	1.72%
Ni 231.604†	4662.7	0.9763 mg/L	0.00702	0.9763 mg/L	0.00702	0.72%
Pb 220.353†	6267.2	0.9641 mg/L	0.00486	0.9641 mg/L	0.00486	0.50%
Sb 206.836†	2585.0	1.036 mg/L	0.0074	1.036 mg/L	0.0074	0.72%
Se 196.026†	1326.6	1.009 mg/L	0.0011	1.009 mg/L	0.0011	0.11%
Si 288.158†	-48.2	-0.01734 mg/L	0.006370	-0.01734 mg/L	0.006370	36.74%
Sn 189.927†	-35.7	-0.00337 mg/L	0.001323	-0.00337 mg/L	0.001323	39.30%
Sr 421.552†	813.0	0.00089 mg/L	0.000052	0.00089 mg/L	0.000052	5.82%
Ti 334.903†	995.0	0.00509 mg/L	0.000481	0.00509 mg/L	0.000481	9.45%
Tl 190.801†	1608.9	0.9823 mg/L	0.00539	0.9823 mg/L	0.00539	0.55%
V 292.402†	107693.7	0.9805 mg/L	0.00159	0.9805 mg/L	0.00159	0.16%
Zn 206.200†	5128.7	0.9894 mg/L	0.00305	0.9894 mg/L	0.00305	0.31%

Sequence No.: 6
Sample ID: CV \

Autosampler Location: 7
Date Collected: 6/16/2009 10:03:29 AM
Data Type: Original

Dilution: 1X

Nebulizer Parameters: CV

Analyte Back Pressure Flow
All 221.0 kPa 0.75 L/min

Mean Data: CV

Analyte	Mean Corrected Intensity	Conc. Units	Calib. Units	Std.Dev.	Sample Conc. Units	Std.Dev.	RSD
ScA 357.253	2000089.4	100.4	%	0.27			0.27%
ScR 361.383	597775.5	99.93	%	0.770			0.77%
Ag 328.068†	208295.1	0.9665	mg/L	0.00271	0.9665 mg/L	0.00271	0.28%
Al 308.215†	3778.6	2.020	mg/L	0.0276	2.020 mg/L	0.0276	1.37%
As 188.979†	1975.6	2.008	mg/L	0.0041	2.008 mg/L	0.0041	0.20%
B 249.677†	10788.2	0.9972	mg/L	0.00668	0.9972 mg/L	0.00668	0.67%
Ba 233.527†	13917.1	1.015	mg/L	0.0080	1.015 mg/L	0.0080	0.79%
Be 313.042†	959813.7	1.002	mg/L	0.0079	1.002 mg/L	0.0079	0.79%
Ca 317.933†	33489.0	2.102	mg/L	0.0233	2.102 mg/L	0.0233	1.11%
Cd 228.802†	21634.3	1.042	mg/L	0.0036	1.042 mg/L	0.0036	0.34%
Co 228.616†	30307.5	1.019	mg/L	0.0029	1.019 mg/L	0.0029	0.29%
Cr 267.716†	14151.6	1.014	mg/L	0.0100	1.014 mg/L	0.0100	0.99%
Cu 324.752†	245342.9	0.9844	mg/L	0.00112	0.9844 mg/L	0.00112	0.11%
Fe 273.955†	3727.3	2.037	mg/L	0.0212	2.037 mg/L	0.0212	1.04%
K 766.490†	39328.5	19.46	mg/L	0.219	19.46 mg/L	0.219	1.13%
Mg 279.077†	3017.5	2.052	mg/L	0.0243	2.052 mg/L	0.0243	1.18%
Mn 257.610†	103138.2	0.9806	mg/L	0.00957	0.9806 mg/L	0.00957	0.98%
Mo 202.031†	16556.2	0.9878	mg/L	0.00265	0.9878 mg/L	0.00265	0.27%
Na 589.592†	717398.3	49.72	mg/L	0.438	49.72 mg/L	0.438	0.88%
Na 330.237†	2403.3	51.43	mg/L	0.509	51.43 mg/L	0.509	0.99%
Ni 231.604†	4750.1	0.9954	mg/L	0.00808	0.9954 mg/L	0.00808	0.81%
Pb 220.353†	13524.6	2.022	mg/L	0.0062	2.022 mg/L	0.0062	0.31%
Sb 206.836†	4929.2	1.997	mg/L	0.0050	1.997 mg/L	0.0050	0.25%
Se 196.026†	2670.2	1.992	mg/L	0.0056	1.992 mg/L	0.0056	0.28%
Si 288.158†	4543.6	2.060	mg/L	0.0048	2.060 mg/L	0.0048	0.23%
Sn 189.927†	5069.3	0.9994	mg/L	0.00288	0.9994 mg/L	0.00288	0.29%
Sr 421.552†	957617.7	1.044	mg/L	0.0086	1.044 mg/L	0.0086	0.82%
Ti 334.903†	36294.0	0.9902	mg/L	0.01118	0.9902 mg/L	0.01118	1.13%
Tl 190.801†	3346.3	2.013	mg/L	0.0051	2.013 mg/L	0.0051	0.25%
V 292.402†	107508.3	0.9877	mg/L	0.00405	0.9877 mg/L	0.00405	0.41%
Zn 206.200†	5340.3	1.032	mg/L	0.0102	1.032 mg/L	0.0102	0.98%

Sequence No.: 7
Sample ID: CB

Autosampler Location: 1
Date Collected: 6/16/2009 10:06:01 AM
Data Type: Original

Dilution: 1X

Nebulizer Parameters: CB

Analyte Back Pressure Flow
All 221.0 kPa 0.75 L/min

Mean Data: CB

Analyte	Mean Corrected Intensity	Conc.	Calib. Units	Std.Dev.	Conc. Units	Sample Std.Dev.	RSD
ScA 357.253	2001443.8	100.5	%	0.40			0.40%
ScR 361.383	599647.6	100.2	%	0.86			0.86%
Ag 328.068+	59.2	0.00027	mg/L	0.000342	0.00027 mg/L	0.000342	124.49%
Al 308.215+	14.0	0.00756	mg/L	0.003255	0.00756 mg/L	0.003255	43.07%
As 188.979+	1.7	0.00170	mg/L	0.000669	0.00170 mg/L	0.000669	39.30%
B 249.677+	26.1	0.00241	mg/L	0.000624	0.00241 mg/L	0.000624	25.88%
Ba 233.527+	6.2	0.00045	mg/L	0.000157	0.00045 mg/L	0.000157	35.11%
Be 313.042+	84.5	0.00009	mg/L	0.000019	0.00009 mg/L	0.000019	21.48%
Ca 317.933+	21.5	0.00135	mg/L	0.000871	0.00135 mg/L	0.000871	64.72%
Cd 228.802+	13.0	0.00062	mg/L	0.000445	0.00062 mg/L	0.000445	71.39%
Co 228.616+	16.3	0.00055	mg/L	0.000527	0.00055 mg/L	0.000527	95.75%
Cr 267.716+	-11.1	-0.00080	mg/L	0.000203	-0.00080 mg/L	0.000203	25.47%
Cu 324.752+	155.0	0.00062	mg/L	0.000265	0.00062 mg/L	0.000265	42.63%
Fe 273.955+	7.8	0.00426	mg/L	0.000610	0.00426 mg/L	0.000610	14.31%
K 766.490+	-35.5	-0.01758	mg/L	0.011818	-0.01758 mg/L	0.011818	67.24%
Mg 279.077+	0.3	0.00020	mg/L	0.004098	0.00020 mg/L	0.004098	>999.9%
Mn 257.610+	9.6	0.00009	mg/L	0.000054	0.00009 mg/L	0.000054	59.18%
Mo 202.031+	9.9	0.00059	mg/L	0.000638	0.00059 mg/L	0.000638	107.92%
Na 589.592+	109.7	0.00760	mg/L	0.003726	0.00760 mg/L	0.003726	49.00%
Na 330.237+	8.9	0.1914	mg/L	0.18276	0.1914 mg/L	0.18276	95.50%
Ni 231.604+	0.4	0.00008	mg/L	0.000366	0.00008 mg/L	0.000366	475.43%
Pb 220.353+	3.0	0.00045	mg/L	0.001292	0.00045 mg/L	0.001292	286.80%
Sb 206.836+	8.0	0.00328	mg/L	0.001803	0.00328 mg/L	0.001803	55.03%
Se 196.026+	-0.8	-0.00058	mg/L	0.001419	-0.00058 mg/L	0.001419	244.44%
Si 288.158+	2.3	0.00104	mg/L	0.005607	0.00104 mg/L	0.005607	538.72%
Sn 189.927+	7.6	0.00150	mg/L	0.000954	0.00150 mg/L	0.000954	63.64%
Sr 421.552+	11.1	0.00001	mg/L	0.000051	0.00001 mg/L	0.000051	422.87%
Ti 334.903+	-12.9	-0.00035	mg/L	0.000561	-0.00035 mg/L	0.000561	158.22%
Tl 190.801+	2.7	0.00165	mg/L	0.001085	0.00165 mg/L	0.001085	65.72%
V 292.402+	77.0	0.00070	mg/L	0.000665	0.00070 mg/L	0.000665	94.73%
Zn 206.200+	-1.3	-0.00025	mg/L	0.001186	-0.00025 mg/L	0.001186	473.94%

=====
Analysis Begun

Start Time: 6/16/2009 10:11:12 AM

Plasma On Time: 6/16/2009 8:35:58 AM

Logged In Analyst: metals

Technique: ICP Continuous

Spectrometer Model: Optima 7300 DV, S/N 077C8121202 Autosampler Model: AS-93plus

Sample Information File: C:\pe\metals\Sample Information\CRISSET2.sif

Batch ID:

Results Data Set: I2090616

Results Library: C:\pe\metals\Results\Results.mdb

=====
Sequence No.: 1

Autosampler Location: 304

Sample ID: PB44R MB1 SWC

Date Collected: 6/16/2009 10:11:13 AM

Data Type: Original

Dilution: 2X

Nebulizer Parameters: PB44R MB1 SWC

Analyte	Back Pressure	Flow
All	221.0 kPa	0.75 L/min

Mean Data: PB44R MB1 SWC

Analyte	Mean Corrected		Calib. Conc. Units	Std.Dev.	Sample		Std.Dev.	RSD
	Intensity	Conc.			Conc.	Units		
ScA 357.253	1987730.3	99.77 %		0.248				0.25%
ScR 361.383	609263.9	101.8 %		2.71				2.66%
Ag 328.068†	7.4	0.00003 mg/L		0.000229	0.00007 mg/L		0.000457	665.46%
Al 308.215†	83.2	0.04520 mg/L		0.002521	0.09041 mg/L		0.005041	5.58%
As 188.979†	-0.7	-0.00081 mg/L		0.003940	-0.00162 mg/L		0.007880	486.29%
B 249.677†	15.4	0.00143 mg/L		0.000111	0.00285 mg/L		0.000222	7.80%
Ba 233.527†	3.0	0.00022 mg/L		0.000508	0.00044 mg/L		0.001015	232.04%
Be 313.042†	-24.1	-0.00003 mg/L		0.000064	-0.00005 mg/L		0.000128	252.95%
Ca 317.933†	1190.2	0.07469 mg/L		0.002387	0.1494 mg/L		0.00477	3.20%
Cd 228.802†	2.6	0.00013 mg/L		0.000053	0.00026 mg/L		0.000106	39.98%
Co 228.616†	2.7	0.00009 mg/L		0.000242	0.00017 mg/L		0.000485	285.04%
Cr 267.716†	3.6	0.00026 mg/L		0.000638	0.00051 mg/L		0.001276	249.53%
Cu 324.752†	101.4	0.00041 mg/L		0.000080	0.00081 mg/L		0.000160	19.71%
Fe 273.955†	8.5	0.00470 mg/L		0.001483	0.00939 mg/L		0.002966	31.58%
K 766.490†	0.3	0.00016 mg/L		0.009684	0.00032 mg/L		0.019368	>999.9%
Mg 279.077†	20.0	0.01356 mg/L		0.006236	0.02712 mg/L		0.012471	45.99%
Mn 257.610†	8.8	0.00008 mg/L		0.000016	0.00017 mg/L		0.000032	19.50%
Mo 202.031†	-0.8	-0.00005 mg/L		0.000156	-0.00010 mg/L		0.000311	308.70%
Na 589.592†	215.4	0.01493 mg/L		0.002468	0.02986 mg/L		0.004936	16.53%
Na 330.237†	10.1	0.2172 mg/L		0.26457	0.4344 mg/L		0.52915	121.81%
Ni 231.604†	-3.7	-0.00078 mg/L		0.001159	-0.00156 mg/L		0.002317	148.72%
Pb 220.353†	-7.0	-0.00103 mg/L		0.000584	-0.00206 mg/L		0.001168	56.62%
Sb 206.836†	7.9	0.00321 mg/L		0.003284	0.00642 mg/L		0.006568	102.23%
Se 196.026†	3.4	0.00252 mg/L		0.004438	0.00503 mg/L		0.008876	176.36%
Si 288.158†	255.1	0.1153 mg/L		0.00348	0.2305 mg/L		0.00696	3.02%
Sn 189.927†	7.3	0.00144 mg/L		0.000704	0.00288 mg/L		0.001408	48.86%
Sr 421.552†	-23.5	-0.00003 mg/L		0.000026	-0.00005 mg/L		0.000052	100.74%
Ti 334.903†	87.2	0.00237 mg/L		0.001173	0.00474 mg/L		0.002346	49.49%
Tl 190.801†	-1.5	-0.00092 mg/L		0.004055	-0.00184 mg/L		0.008111	440.13%
V 292.402†	2.6	0.00002 mg/L		0.000090	0.00005 mg/L		0.000181	390.76%
Zn 206.200†	2.6	0.00051 mg/L		0.000518	0.00101 mg/L		0.001036	102.47%

Sequence No.: 2
Sample ID: PB63 I SWC

Autosampler Location: 305
Date Collected: 6/16/2009 10:14:58 AM
Data Type: Original

Dilution: 5X

Nebulizer Parameters: PB63 I SWC

Analyte Back Pressure Flow
All 221.0 kPa 0.75 L/min

Mean Data: PB63 I SWC

Analyte	Mean Corrected Intensity	Conc.	Calib. Units	Std.Dev.	Sample Conc. Units	Std.Dev.	RSD
ScA 357.253	1994255.4	100.1	%	0.94			0.94%
ScR 361.383	610164.2	102.0	%	0.73			0.71%
Ag 328.068†	-124.7	-0.00056	mg/L	0.000159	-0.00279 mg/L	0.000796	28.54%
Al 308.215†	97179.1	52.78	mg/L	0.214	263.9 mg/L	1.07	0.41%
As 188.979†	113.9	0.09704	mg/L	0.002666	0.4852 mg/L	0.01333	2.75%
B 249.677†	529.2	0.04889	mg/L	0.000677	0.2444 mg/L	0.00339	1.38%
Ba 233.527†	2009.1	0.1373	mg/L	0.00207	0.6867 mg/L	0.01034	1.51%
Be 313.042†	1366.6	0.00090	mg/L	0.000042	0.00448 mg/L	0.000209	4.66%
Ca 317.933†	280236.0	17.59	mg/L	0.077	87.94 mg/L	0.385	0.44%
Cd 228.802†	54.9	0.00054	mg/L	0.000193	0.00268 mg/L	0.000967	36.10%
Co 228.616†	1590.9	0.04833	mg/L	0.000275	0.2416 mg/L	0.00138	0.57%
Cr 267.716†	2216.7	0.1662	mg/L	0.00198	0.8310 mg/L	0.00990	1.19%
Cu 324.752†	53489.8	0.2254	mg/L	0.00329	1.127 mg/L	0.0165	1.46%
Fe 273.955†	294099.9	161.9	mg/L	1.06	809.4 mg/L	5.29	0.65%
K 766.490†	10108.3	5.001	mg/L	0.0159	25.01 mg/L	0.080	0.32%
Mg 279.077†	38729.1	26.22	mg/L	0.124	131.1 mg/L	0.62	0.47%
Mn 257.610†	115106.2	1.093	mg/L	0.0050	5.466 mg/L	0.0251	0.46%
Mo 202.031†	161.0	0.00941	mg/L	0.000832	0.04707 mg/L	0.004158	8.83%
Na 589.592†	134836.8	9.344	mg/L	0.0281	46.72 mg/L	0.141	0.30%
Na 330.237†	447.3	9.861	mg/L	0.3073	49.31 mg/L	1.537	3.12%
Ni 231.604†	914.1	0.1913	mg/L	0.00247	0.9567 mg/L	0.01237	1.29%
Pb 220.353†	535.4	0.07869	mg/L	0.001476	0.3935 mg/L	0.00738	1.88%
Sb 206.836†	43.6	0.01618	mg/L	0.002406	0.08089 mg/L	0.012031	14.87%
Se 196.026†	-20.1	0.00392	mg/L	0.004559	0.01959 mg/L	0.022794	116.34%
Si 288.158†	1788.8	0.8085	mg/L	0.00621	4.043 mg/L	0.0311	0.77%
Sn 189.927†	32.8	0.00812	mg/L	0.000530	0.04062 mg/L	0.002650	6.52%
Sr 421.552†	128401.5	0.1400	mg/L	0.00055	0.7000 mg/L	0.00274	0.39%
Ti 334.903†	102339.3	2.797	mg/L	0.0102	13.98 mg/L	0.051	0.36%
Tl 190.801†	-16.8	0.01174	mg/L	0.003295	0.05871 mg/L	0.016473	28.06%
V 292.402†	18526.1	0.1614	mg/L	0.00260	0.8071 mg/L	0.01299	1.61%
Zn 206.200†	1553.3	0.2997	mg/L	0.00447	1.499 mg/L	0.0223	1.49%

Sequence No.: 3
 Sample ID: PB44R B SWC

Autosampler Location: 306
 Date Collected: 6/16/2009 10:18:28 AM
 Data Type: Original

Dilution: 2X

Nebulizer Parameters: PB44R B SWC

Analyte Back Pressure Flow
 All 221.0 kPa 0.75 L/min

Mean Data: PB44R B SWC

Analyte	Mean Corrected Intensity	Conc.	Calib. Units	Std.Dev.	Conc. Units	Sample Std.Dev.	RSD
ScA 357.253	1999767.9	100.4	%	0.83			0.83%
ScR 361.383	601244.0	100.5	%	1.42			1.41%
Ag 328.068†	-282.9	-0.00125	mg/L	0.000114	-0.00249 mg/L	0.000227	9.12%
Al 308.215†	177557.4	96.43	mg/L	0.484	192.9 mg/L	0.97	0.50%
As 188.979†	155.4	0.08718	mg/L	0.002705	0.1744 mg/L	0.00541	3.10%
B 249.677†	396.8	0.03660	mg/L	0.001018	0.07321 mg/L	0.002036	2.78%
Ba 233.527†	2935.2	0.2062	mg/L	0.00353	0.4123 mg/L	0.00706	1.71%
Be 313.042†	2414.2	0.00153	mg/L	0.000069	0.00306 mg/L	0.000139	4.53%
Ca 317.933†	1262118.0	79.21	mg/L	0.586	158.4 mg/L	1.17	0.74%
Cd 228.802†	10.6	-0.00138	mg/L	0.000435	-0.00276 mg/L	0.000870	31.47%
Co 228.616†	2018.0	0.05750	mg/L	0.000456	0.1150 mg/L	0.00091	0.79%
Cr 267.716†	3542.7	0.2580	mg/L	0.00429	0.5161 mg/L	0.00858	1.66%
Cu 324.752†	33923.6	0.1448	mg/L	0.00112	0.2896 mg/L	0.00223	0.77%
Fe 273.955†	263086.2	144.8	mg/L	0.68	289.6 mg/L	1.36	0.47%
K 766.490†	14920.3	7.382	mg/L	0.0310	14.76 mg/L	0.062	0.42%
Mg 279.077†	86854.9	58.88	mg/L	0.384	117.8 mg/L	0.77	0.65%
Mn 257.610†	197323.8	1.874	mg/L	0.0118	3.748 mg/L	0.0236	0.63%
Mo 202.031†	78.6	0.00383	mg/L	0.000332	0.00767 mg/L	0.000663	8.65%
Na 589.592†	209274.0	14.50	mg/L	0.047	29.01 mg/L	0.093	0.32%
Na 330.237†	743.4	16.05	mg/L	0.444	32.11 mg/L	0.889	2.77%
Ni 231.604†	1194.5	0.2500	mg/L	0.00484	0.5000 mg/L	0.00968	1.94%
Pb 220.353†	207.4	0.04127	mg/L	0.000870	0.08254 mg/L	0.001741	2.11%
Sb 206.836†	66.7	0.02469	mg/L	0.005372	0.04937 mg/L	0.010743	21.76%
Se 196.026†	-13.0	0.00550	mg/L	0.001102	0.01100 mg/L	0.002205	20.04%
Si 288.158†	3121.7	1.411	mg/L	0.0166	2.822 mg/L	0.0332	1.18%
Sn 189.927†	-18.0	0.00098	mg/L	0.000683	0.00195 mg/L	0.001367	70.08%
Sr 421.552†	594609.9	0.6483	mg/L	0.00332	1.297 mg/L	0.0066	0.51%
Ti 334.903†	204134.7	5.569	mg/L	0.0553	11.14 mg/L	0.111	0.99%
Tl 190.801†	20.5	0.02572	mg/L	0.003583	0.05144 mg/L	0.007167	13.93%
V 292.402†	34526.8	0.3076	mg/L	0.00279	0.6153 mg/L	0.00558	0.91%
Zn 206.200†	1806.9	0.3479	mg/L	0.00627	0.6958 mg/L	0.01254	1.80%

Sequence No.: 4
 Sample ID: PB44R C SWC

Autosampler Location: 307
 Date Collected: 6/16/2009 10:22:00 AM
 Data Type: Original

Dilution: 2X

Nebulizer Parameters: PB44R C SWC

Analyte Back Pressure Flow
 All 221.0 kPa 0.75 L/min

Mean Data: PB44R C SWC

Analyte	Mean Corrected		Calib. Units	Std.Dev.	Sample		Std.Dev.	RSD
	Intensity	Conc.			Conc.	Units		
ScA 357.253	1992638.9	100.0	%	0.21				0.21%
ScR 361.383	611829.1	102.3	%	1.30				1.27%
Ag 328.068†	-231.2	-0.00100	mg/L	0.000117	-0.00200	mg/L	0.000235	11.74%
Al 308.215†	206681.6	112.2	mg/L	0.57	224.5	mg/L	1.15	0.51%
As 188.979†	140.2	0.09981	mg/L	0.008096	0.1996	mg/L	0.01619	8.11%
B 249.677†	561.7	0.05185	mg/L	0.000371	0.1037	mg/L	0.00074	0.72%
Ba 233.527†	3505.3	0.2466	mg/L	0.00187	0.4931	mg/L	0.00375	0.76%
Be 313.042†	2892.0	0.00187	mg/L	0.000040	0.00374	mg/L	0.000081	2.15%
Ca 317.933†	642558.4	40.33	mg/L	0.216	80.65	mg/L	0.432	0.54%
Cd 228.802†	34.5	-0.00047	mg/L	0.000201	-0.00093	mg/L	0.000403	43.25%
Co 228.616†	2208.8	0.06279	mg/L	0.000381	0.1256	mg/L	0.00076	0.61%
Cr 267.716†	3433.2	0.2511	mg/L	0.00220	0.5022	mg/L	0.00440	0.88%
Cu 324.752†	48555.3	0.2045	mg/L	0.00087	0.4090	mg/L	0.00173	0.42%
Fe 273.955†	292853.5	161.2	mg/L	1.24	322.4	mg/L	2.47	0.77%
K 766.490†	19045.0	9.423	mg/L	0.0616	18.85	mg/L	0.123	0.65%
Mg 279.077†	91107.5	61.76	mg/L	0.375	123.5	mg/L	0.75	0.61%
Mn 257.610†	213933.3	2.032	mg/L	0.0139	4.063	mg/L	0.0278	0.68%
Mo 202.031†	84.9	0.00463	mg/L	0.000156	0.00926	mg/L	0.000313	3.38%
Na 589.592†	264585.8	18.34	mg/L	0.086	36.67	mg/L	0.172	0.47%
Na 330.237†	875.1	19.43	mg/L	0.249	38.87	mg/L	0.497	1.28%
Ni 231.604†	1300.8	0.2723	mg/L	0.00504	0.5445	mg/L	0.01007	1.85%
Pb 220.353†	358.4	0.06453	mg/L	0.001176	0.1291	mg/L	0.00235	1.82%
Sb 206.836†	58.2	0.02156	mg/L	0.004689	0.04312	mg/L	0.009378	21.75%
Se 196.026†	-26.2	-0.00243	mg/L	0.005837	-0.00485	mg/L	0.011674	240.60%
Si 288.158†	5152.6	2.329	mg/L	0.0170	4.657	mg/L	0.0340	0.73%
Sn 189.927†	-9.2	0.00194	mg/L	0.001551	0.00387	mg/L	0.003101	80.10%
Sr 421.552†	248325.8	0.2707	mg/L	0.00142	0.5415	mg/L	0.00284	0.53%
Ti 334.903†	226176.1	6.181	mg/L	0.0348	12.36	mg/L	0.070	0.56%
Tl 190.801†	-3.3	0.01691	mg/L	0.005193	0.03381	mg/L	0.010387	30.72%
V 292.402†	40040.9	0.3570	mg/L	0.00117	0.7140	mg/L	0.00233	0.33%
Zn 206.200†	2245.1	0.4330	mg/L	0.00404	0.8660	mg/L	0.00809	0.93%

Sequence No.: 5
Sample ID: PB44R D SWC

Autosampler Location: 308
Date Collected: 6/16/2009 10:25:30 AM
Data Type: Original

Dilution: 2X

Nebulizer Parameters: PB44R D SWC

Analyte Back Pressure Flow
All 222.0 kPa 0.75 L/min

Mean Data: PB44R D SWC

Analyte	Mean Corrected Intensity	Conc.	Calib. Units	Std.Dev.	Sample Conc. Units	Std.Dev.	RSD
ScA 357.253	2010272.8	100.9	%	0.21			0.21%
ScR 361.383	612386.6	102.4	%	0.85			0.83%
Ag 328.068†	-115.0	-0.00048	mg/L	0.000117	-0.00096 mg/L	0.000233	24.23%
Al 308.215†	182599.7	99.17	mg/L	0.166	198.3 mg/L	0.33	0.17%
As 188.979†	135.6	0.09812	mg/L	0.008282	0.1962 mg/L	0.01656	8.44%
B 249.677†	387.8	0.03576	mg/L	0.001310	0.07152 mg/L	0.002620	3.66%
Ba 233.527†	3885.0	0.2737	mg/L	0.00110	0.5475 mg/L	0.00220	0.40%
Be 313.042†	2811.5	0.00181	mg/L	0.000014	0.00361 mg/L	0.000029	0.80%
Ca 317.933†	561209.1	35.22	mg/L	0.080	70.44 mg/L	0.160	0.23%
Cd 228.802†	55.9	0.00050	mg/L	0.000150	0.00101 mg/L	0.000300	29.83%
Co 228.616†	2257.0	0.06484	mg/L	0.000234	0.1297 mg/L	0.00047	0.36%
Cr 267.716†	3019.4	0.2218	mg/L	0.00118	0.4437 mg/L	0.00237	0.53%
Cu 324.752†	91765.6	0.3787	mg/L	0.00279	0.7573 mg/L	0.00558	0.74%
Fe 273.955†	309112.3	170.1	mg/L	0.47	340.3 mg/L	0.95	0.28%
K 766.490†	16921.8	8.372	mg/L	0.0118	16.74 mg/L	0.024	0.14%
Mg 279.077†	76351.8	51.74	mg/L	0.064	103.5 mg/L	0.13	0.12%
Mn 257.610†	676071.9	6.424	mg/L	0.0075	12.85 mg/L	0.015	0.12%
Mo 202.031†	173.5	0.00997	mg/L	0.000439	0.01994 mg/L	0.000878	4.40%
Na 589.592†	107242.7	7.432	mg/L	0.0211	14.86 mg/L	0.042	0.28%
Na 330.237†	356.3	8.137	mg/L	0.0300	16.27 mg/L	0.060	0.37%
Ni 231.604†	1307.6	0.2737	mg/L	0.00163	0.5474 mg/L	0.00327	0.60%
Pb 220.353†	619.1	0.09987	mg/L	0.000333	0.1997 mg/L	0.00067	0.33%
Sb 206.836†	60.4	0.02290	mg/L	0.002513	0.04579 mg/L	0.005027	10.98%
Se 196.026†	-22.7	0.00183	mg/L	0.008034	0.00367 mg/L	0.016067	438.11%
Si 288.158†	2165.7	0.9789	mg/L	0.00434	1.958 mg/L	0.0087	0.44%
Sn 189.927†	1.0	0.00370	mg/L	0.000359	0.00740 mg/L	0.000717	9.69%
Sr 421.552†	194790.4	0.2124	mg/L	0.00060	0.4248 mg/L	0.00120	0.28%
Ti 334.903†	217905.9	5.956	mg/L	0.0151	11.91 mg/L	0.030	0.25%
Tl 190.801†	-2.8	0.01906	mg/L	0.003216	0.03813 mg/L	0.006432	16.87%
V 292.402†	39338.0	0.3508	mg/L	0.00222	0.7015 mg/L	0.00444	0.63%
Zn 206.200†	4118.1	0.7947	mg/L	0.00514	1.589 mg/L	0.0103	0.65%

Sequence No.: 6
Sample ID: PB44R E SWC

Autosampler Location: 309
Date Collected: 6/16/2009 10:29:00 AM
Data Type: Original

Dilution: 2X

Nebulizer Parameters: PB44R E SWC

Analyte Back Pressure Flow
All 221.0 kPa 0.75 L/min

Mean Data: PB44R E SWC

Analyte	Mean Corrected		Calib. Units	Std.Dev.	Sample		Std.Dev.	RSD
	Intensity	Conc.			Conc.	Units		
ScA 357.253	2031644.0	102.0	%	0.09				0.09%
ScR 361.383	625051.6	104.5	%	1.29				1.23%
Ag 328.068†	-132.8	-0.00056	mg/L	0.000176	-0.00113	mg/L	0.000351	31.12%
Al 308.215†	199369.8	108.3	mg/L	0.24	216.6	mg/L	0.48	0.22%
As 188.979†	128.3	0.09692	mg/L	0.005973	0.1938	mg/L	0.01195	6.16%
B 249.677†	700.0	0.06466	mg/L	0.000972	0.1293	mg/L	0.00194	1.50%
Ba 233.527†	3931.3	0.2785	mg/L	0.00213	0.5570	mg/L	0.00427	0.77%
Be 313.042†	2680.2	0.00178	mg/L	0.000062	0.00357	mg/L	0.000123	3.46%
Ca 317.933†	480558.5	30.16	mg/L	0.149	60.32	mg/L	0.297	0.49%
Cd 228.802†	44.3	0.00016	mg/L	0.000030	0.00031	mg/L	0.000060	19.16%
Co 228.616†	2030.2	0.05820	mg/L	0.000133	0.1164	mg/L	0.00027	0.23%
Cr 267.716†	3541.5	0.2587	mg/L	0.00179	0.5173	mg/L	0.00359	0.69%
Cu 324.752†	72067.3	0.2980	mg/L	0.00095	0.5960	mg/L	0.00191	0.32%
Fe 273.955†	265208.0	146.0	mg/L	0.70	292.0	mg/L	1.41	0.48%
K 766.490†	20799.9	10.29	mg/L	0.034	20.58	mg/L	0.069	0.33%
Mg 279.077†	77160.4	52.30	mg/L	0.167	104.6	mg/L	0.33	0.32%
Mn 257.610†	189829.5	1.803	mg/L	0.0048	3.606	mg/L	0.0096	0.27%
Mo 202.031†	82.4	0.00459	mg/L	0.000288	0.00918	mg/L	0.000576	6.27%
Na 589.592†	244055.2	16.91	mg/L	0.081	33.83	mg/L	0.162	0.48%
Na 330.237†	794.1	17.64	mg/L	0.199	35.27	mg/L	0.399	1.13%
Ni 231.604†	1121.2	0.2347	mg/L	0.00347	0.4693	mg/L	0.00695	1.48%
Pb 220.353†	314.9	0.05803	mg/L	0.000894	0.1161	mg/L	0.00179	1.54%
Sb 206.836†	51.2	0.01848	mg/L	0.000518	0.03695	mg/L	0.001036	2.80%
Se 196.026†	-21.9	-0.00068	mg/L	0.003558	-0.00135	mg/L	0.007116	525.26%
Si 288.158†	6054.5	2.736	mg/L	0.0298	5.473	mg/L	0.0596	1.09%
Sn 189.927†	-5.0	0.00215	mg/L	0.000959	0.00431	mg/L	0.001918	44.53%
Sr 421.552†	209474.0	0.2284	mg/L	0.00118	0.4568	mg/L	0.00236	0.52%
Ti 334.903†	198319.6	5.421	mg/L	0.0244	10.84	mg/L	0.049	0.45%
Tl 190.801†	-3.2	0.01578	mg/L	0.000702	0.03156	mg/L	0.001403	4.45%
V 292.402†	35360.4	0.3153	mg/L	0.00108	0.6306	mg/L	0.00217	0.34%
Zn 206.200†	2452.1	0.4731	mg/L	0.00332	0.9463	mg/L	0.00663	0.70%

Sequence No.: 7

Autosampler Location: 310

Sample ID: PB44R ADUP SWC

Date Collected: 6/16/2009 10:32:30 AM

Data Type: Original

Dilution: 2X

Nebulizer Parameters: PB44R ADUP SWC

Analyte	Back Pressure	Flow
All	221.0 kPa	0.75 L/min

Mean Data: PB44R ADUP SWC

Analyte	Mean Corrected Intensity	Conc. Units	Calib. Units	Std.Dev.	Sample Conc. Units	Std.Dev.	RSD
ScA 357.253	2018407.5	101.3	%	0.44			0.43%
ScR 361.383	617206.3	103.2	%	0.48			0.46%
Ag 328.068†	-200.9	-0.00076	mg/L	0.000187	-0.00152 mg/L	0.000374	24.56%
Al 308.215†	223351.6	121.3	mg/L	0.73	242.6 mg/L	1.47	0.61%
As 188.979†	138.1	0.08401	mg/L	0.005183	0.1680 mg/L	0.01037	6.17%
B 249.677†	453.8	0.04185	mg/L	0.001341	0.08369 mg/L	0.002681	3.20%
Ba 233.527†	3014.9	0.2095	mg/L	0.00135	0.4190 mg/L	0.00269	0.64%
Be 313.042†	4100.2	0.00183	mg/L	0.000018	0.00366 mg/L	0.000036	0.98%
Ca 317.933†	893557.5	56.08	mg/L	0.448	112.2 mg/L	0.90	0.80%
Cd 228.802†	28.9	-0.00081	mg/L	0.000163	-0.00163 mg/L	0.000327	20.08%
Co 228.616†	2614.4	0.07502	mg/L	0.000627	0.1500 mg/L	0.00125	0.84%
Cr 267.716†	3019.2	0.2214	mg/L	0.00216	0.4427 mg/L	0.00432	0.98%
Cu 324.752†	63790.7	0.2667	mg/L	0.00147	0.5335 mg/L	0.00294	0.55%
Fe 273.955†	327210.4	180.1	mg/L	2.18	360.2 mg/L	4.37	1.21%
K 766.490†	15099.9	7.471	mg/L	0.0541	14.94 mg/L	0.108	0.72%
Mg 279.077†	114253.1	77.46	mg/L	0.512	154.9 mg/L	1.02	0.66%
Mn 257.610†	269000.9	2.555	mg/L	0.0164	5.110 mg/L	0.0328	0.64%
Mo 202.031†	80.2	0.00418	mg/L	0.000190	0.00836 mg/L	0.000381	4.56%
Na 589.592†	182412.8	12.64	mg/L	0.065	25.28 mg/L	0.131	0.52%
Na 330.237†	600.4	13.50	mg/L	0.175	27.00 mg/L	0.349	1.29%
Ni 231.604†	1399.5	0.2929	mg/L	0.00117	0.5859 mg/L	0.00234	0.40%
Pb 220.353†	1244.9	0.1976	mg/L	0.00195	0.3952 mg/L	0.00389	0.98%
Sb 206.836†	64.5	0.02620	mg/L	0.001732	0.05241 mg/L	0.003465	6.61%
Se 196.026†	-23.4	0.00127	mg/L	0.002441	0.00253 mg/L	0.004883	192.87%
Si 288.158†	2622.4	1.185	mg/L	0.0086	2.371 mg/L	0.0171	0.72%
Sn 189.927†	-9.0	0.00271	mg/L	0.000614	0.00543 mg/L	0.001229	22.64%
Sr 421.552†	216375.1	0.2359	mg/L	0.00136	0.4718 mg/L	0.00273	0.58%
Ti 334.903†	254275.3	6.947	mg/L	0.0456	13.89 mg/L	0.091	0.66%
Tl 190.801†	0.4	0.01907	mg/L	0.006053	0.03813 mg/L	0.012106	31.75%
V 292.402†	85248.6	0.7693	mg/L	0.00180	1.539 mg/L	0.0036	0.23%
Zn 206.200†	2220.4	0.4280	mg/L	0.00332	0.8561 mg/L	0.00663	0.77%

Sequence No.: 8
 Sample ID: PB44R A SWC

Autosampler Location: 311
 Date Collected: 6/16/2009 10:36:00 AM
 Data Type: Original

Dilution: 2X

Nebulizer Parameters: PB44R A SWC

Analyte Back Pressure Flow
 All 222.0 kPa 0.75 L/min

Mean Data: PB44R A SWC

Analyte	Mean Corrected		Calib. Units	Std.Dev.	Sample		Std.Dev.	RSD
	Intensity	Conc.			Conc.	Units		
ScA 357.253	2034227.1	102.1	%	0.80				0.79%
ScR 361.383	613041.8	102.5	%	0.48				0.46%
Ag 328.068†	-87.7	-0.00038	mg/L	0.000048	-0.00075	mg/L	0.000097	12.87%
Al 308.215†	105346.4	57.21	mg/L	0.080	114.4	mg/L	0.16	0.14%
As 188.979†	102.9	0.07833	mg/L	0.005513	0.1567	mg/L	0.01103	7.04%
B 249.677†	228.0	0.02102	mg/L	0.000735	0.04204	mg/L	0.001470	3.50%
Ba 233.527†	1651.6	0.1138	mg/L	0.00038	0.2275	mg/L	0.00077	0.34%
Be 313.042†	1551.9	0.00096	mg/L	0.000013	0.00192	mg/L	0.000026	1.36%
Ca 317.933†	415307.6	26.06	mg/L	0.181	52.13	mg/L	0.363	0.70%
Cd 228.802†	19.3	-0.00057	mg/L	0.000091	-0.00114	mg/L	0.000182	16.03%
Co 228.616†	1303.7	0.03771	mg/L	0.000467	0.07542	mg/L	0.000935	1.24%
Cr 267.716†	2153.8	0.1586	mg/L	0.00030	0.3173	mg/L	0.00060	0.19%
Cu 324.752†	53678.8	0.2228	mg/L	0.00164	0.4457	mg/L	0.00327	0.73%
Fe 273.955†	214415.7	118.0	mg/L	0.23	236.0	mg/L	0.47	0.20%
K 766.490†	7761.5	3.840	mg/L	0.0084	7.680	mg/L	0.0168	0.22%
Mg 279.077†	52525.1	35.60	mg/L	0.114	71.19	mg/L	0.228	0.32%
Mn 257.610†	145825.9	1.385	mg/L	0.0034	2.770	mg/L	0.0068	0.24%
Mo 202.031†	61.1	0.00337	mg/L	0.000102	0.00673	mg/L	0.000205	3.05%
Na 589.592†	96033.8	6.655	mg/L	0.0173	13.31	mg/L	0.035	0.26%
Na 330.237†	332.3	7.402	mg/L	0.0777	14.80	mg/L	0.155	1.05%
Ni 231.604†	1337.8	0.2800	mg/L	0.00124	0.5601	mg/L	0.00248	0.44%
Pb 220.353†	431.3	0.06745	mg/L	0.000755	0.1349	mg/L	0.00151	1.12%
Sb 206.836†	42.3	0.01588	mg/L	0.001777	0.03177	mg/L	0.003553	11.19%
Se 196.026†	-11.9	0.00412	mg/L	0.003648	0.00824	mg/L	0.007296	88.54%
Si 288.158†	1501.1	0.6785	mg/L	0.00575	1.357	mg/L	0.0115	0.85%
Sn 189.927†	5.7	0.00325	mg/L	0.000759	0.00649	mg/L	0.001517	23.38%
Sr 421.552†	118802.8	0.1295	mg/L	0.00027	0.2591	mg/L	0.00055	0.21%
Ti 334.903†	120559.7	3.294	mg/L	0.0297	6.587	mg/L	0.0593	0.90%
Tl 190.801†	0.3	0.01459	mg/L	0.001432	0.02919	mg/L	0.002865	9.81%
V 292.402†	23069.4	0.2048	mg/L	0.00237	0.4095	mg/L	0.00473	1.16%
Zn 206.200†	1398.2	0.2697	mg/L	0.00212	0.5393	mg/L	0.00423	0.79%

Sequence No.: 9
Sample ID: PB44R ASPK SWC

Autosampler Location: 312
Date Collected: 6/16/2009 10:39:30 AM
Data Type: Original

Dilution: 2X

Nebulizer Parameters: PB44R ASPK SWC

Analyte Back Pressure Flow
All 222.0 kPa 0.75 L/min

Mean Data: PB44R ASPK SWC

Analyte	Mean Corrected		Calib. Units	Std.Dev.	Sample		Std.Dev.	RSD
	Intensity	Conc.			Conc.	Units		
ScA 357.253	1998152.2	100.3	%	0.53				0.53%
ScR 361.383	611123.3	102.2	%	0.40				0.39%
Ag 328.068†	102412.7	0.4753	mg/L	0.00162	0.9505	mg/L	0.00324	0.34%
Al 308.215†	164385.5	89.27	mg/L	0.194	178.5	mg/L	0.39	0.22%
As 188.979†	2011.2	1.996	mg/L	0.0152	3.992	mg/L	0.0303	0.76%
B 249.677†	438.2	0.03965	mg/L	0.001595	0.07930	mg/L	0.003191	4.02%
Ba 233.527†	29442.5	2.140	mg/L	0.0282	4.281	mg/L	0.0564	1.32%
Be 313.042†	454822.6	0.4740	mg/L	0.00190	0.9480	mg/L	0.00381	0.40%
Ca 317.933†	851567.0	53.44	mg/L	0.189	106.9	mg/L	0.38	0.35%
Cd 228.802†	10540.8	0.4985	mg/L	0.00254	0.9970	mg/L	0.00509	0.51%
Co 228.616†	16047.7	0.5296	mg/L	0.00336	1.059	mg/L	0.0067	0.63%
Cr 267.716†	9522.0	0.6862	mg/L	0.00779	1.372	mg/L	0.0156	1.14%
Cu 324.752†	152440.7	0.6203	mg/L	0.00027	1.241	mg/L	0.0005	0.04%
Fe 273.955†	258794.7	142.4	mg/L	0.73	284.9	mg/L	1.46	0.51%
K 766.490†	32602.9	16.13	mg/L	0.048	32.26	mg/L	0.097	0.30%
Mg 279.077†	99962.9	67.77	mg/L	0.093	135.5	mg/L	0.19	0.14%
Mn 257.610†	236238.1	2.244	mg/L	0.0049	4.488	mg/L	0.0097	0.22%
Mo 202.031†	84.3	0.00445	mg/L	0.000251	0.00890	mg/L	0.000501	5.63%
Na 589.592†	334783.1	23.20	mg/L	0.042	46.40	mg/L	0.085	0.18%
Na 330.237†	1135.7	24.60	mg/L	0.472	49.19	mg/L	0.945	1.92%
Ni 231.604†	3504.0	0.7329	mg/L	0.00963	1.466	mg/L	0.0193	1.31%
Pb 220.353†	13088.3	1.964	mg/L	0.0101	3.929	mg/L	0.0203	0.52%
Sb 206.836†	69.6	0.02178	mg/L	0.001587	0.04356	mg/L	0.003173	7.28%
Se 196.026†	2552.6	1.918	mg/L	0.0204	3.836	mg/L	0.0407	1.06%
Si 288.158†	2595.8	1.175	mg/L	0.0421	2.351	mg/L	0.0842	3.58%
Sn 189.927†	-12.1	0.00158	mg/L	0.000127	0.00316	mg/L	0.000253	8.01%
Sr 421.552†	649474.8	0.7081	mg/L	0.00216	1.416	mg/L	0.0043	0.31%
Ti 334.903†	208694.7	5.700	mg/L	0.0084	11.40	mg/L	0.017	0.15%
Tl 190.801†	3080.1	1.870	mg/L	0.0112	3.740	mg/L	0.0223	0.60%
V 292.402†	85550.5	0.7763	mg/L	0.00372	1.553	mg/L	0.0074	0.48%
Zn 206.200†	4562.3	0.8806	mg/L	0.01156	1.761	mg/L	0.0231	1.31%

Sequence No.: 10
Sample ID: PB44R MB1SPK SWC

Autosampler Location: 313
Date Collected: 6/16/2009 10:42:03 AM
Data Type: Original

Dilution: 2X

Nebulizer Parameters: PB44R MB1SPK SWC

Analyte Back Pressure Flow
All 222.0 kPa 0.75 L/min

Mean Data: PB44R MB1SPK SWC

Analyte	Mean Corrected		Calib. Units	Std.Dev.	Sample		Std.Dev.	RSD
	Intensity	Conc.			Conc.	Units		
ScA 357.253	2010496.3	100.9	%	0.28				0.28%
ScR 361.383	619693.5	103.6	%	0.45				0.44%
Ag 328.068†	102086.3	0.4737	mg/L	0.00133	0.9474	mg/L	0.00266	0.28%
Al 308.215†	3506.5	1.897	mg/L	0.0048	3.795	mg/L	0.0096	0.25%
As 188.979†	1851.8	1.879	mg/L	0.0107	3.758	mg/L	0.0214	0.57%
B 249.677†	12.8	0.00041	mg/L	0.000286	0.00082	mg/L	0.000572	70.14%
Ba 233.527†	25307.6	1.847	mg/L	0.0033	3.693	mg/L	0.0067	0.18%
Be 313.042†	439614.0	0.4592	mg/L	0.00095	0.9183	mg/L	0.00190	0.21%
Ca 317.933†	144077.7	9.042	mg/L	0.0114	18.08	mg/L	0.023	0.13%
Cd 228.802†	9923.7	0.4704	mg/L	0.00242	0.9409	mg/L	0.00483	0.51%
Co 228.616†	13912.6	0.4684	mg/L	0.00046	0.9369	mg/L	0.00092	0.10%
Cr 267.716†	6476.6	0.4638	mg/L	0.00058	0.9276	mg/L	0.00115	0.12%
Cu 324.752†	112785.3	0.4528	mg/L	0.00115	0.9056	mg/L	0.00229	0.25%
Fe 273.955†	3279.9	1.799	mg/L	0.0047	3.597	mg/L	0.0094	0.26%
K 766.490†	17834.5	8.824	mg/L	0.0243	17.65	mg/L	0.049	0.28%
Mg 279.077†	13765.9	9.340	mg/L	0.0343	18.68	mg/L	0.069	0.37%
Mn 257.610†	46624.5	0.4434	mg/L	0.00235	0.8868	mg/L	0.00469	0.53%
Mo 202.031†	16.7	0.00090	mg/L	0.000407	0.00180	mg/L	0.000814	45.23%
Na 589.592†	129716.7	8.989	mg/L	0.0186	17.98	mg/L	0.037	0.21%
Na 330.237†	463.6	9.670	mg/L	0.1647	19.34	mg/L	0.329	1.70%
Ni 231.604†	2170.6	0.4538	mg/L	0.00351	0.9077	mg/L	0.00703	0.77%
Pb 220.353†	12422.7	1.857	mg/L	0.0015	3.714	mg/L	0.0030	0.08%
Sb 206.836†	18.5	0.00280	mg/L	0.002243	0.00560	mg/L	0.004486	80.11%
Se 196.026†	2505.2	1.868	mg/L	0.0058	3.736	mg/L	0.0115	0.31%
Si 288.158†	206.8	0.09550	mg/L	0.002671	0.1910	mg/L	0.00534	2.80%
Sn 189.927†	1.1	0.00053	mg/L	0.000512	0.00106	mg/L	0.001024	96.88%
Sr 421.552†	406823.5	0.4436	mg/L	0.00153	0.8871	mg/L	0.00305	0.34%
Ti 334.903†	259.1	0.00508	mg/L	0.000252	0.01015	mg/L	0.000504	4.97%
Tl 190.801†	3028.2	1.823	mg/L	0.0083	3.646	mg/L	0.0166	0.46%
V 292.402†	48826.1	0.4485	mg/L	0.00137	0.8971	mg/L	0.00274	0.31%
Zn 206.200†	2403.1	0.4643	mg/L	0.00273	0.9285	mg/L	0.00547	0.59%

Sequence No.: 11
Sample ID: CV 2

Autosampler Location: 7
Date Collected: 6/16/2009 10:45:32 AM
Data Type: Original

Dilution: 1X

Nebulizer Parameters: CV

Analyte Back Pressure Flow
All 222.0 kPa 0.75 L/min

Mean Data: CV

Analyte	Mean Corrected		Calib. Units	Std.Dev.	Sample		Std.Dev.	RSD
	Intensity	Conc.			Conc.	Units		
ScA 357.253	2016853.6	101.2	%	0.10				0.10%
ScR 361.383	592138.4	98.98	%	0.558				0.56%
Ag 328.068†	209513.1	0.9721	mg/L	0.00038	0.9721	mg/L	0.00038	0.04%
Al 308.215†	3737.9	1.998	mg/L	0.0233	1.998	mg/L	0.0233	1.17%
As 188.979†	1970.5	2.003	mg/L	0.0022	2.003	mg/L	0.0022	0.11%
B 249.677†	10853.8	1.003	mg/L	0.0050	1.003	mg/L	0.0050	0.50%
Ba 233.527†	14000.5	1.021	mg/L	0.0051	1.021	mg/L	0.0051	0.49%
Be 313.042†	964827.8	1.008	mg/L	0.0030	1.008	mg/L	0.0030	0.30%
Ca 317.933†	33510.6	2.103	mg/L	0.0175	2.103	mg/L	0.0175	0.83%
Cd 228.802†	21598.7	1.040	mg/L	0.0017	1.040	mg/L	0.0017	0.16%
Co 228.616†	30301.3	1.019	mg/L	0.0019	1.019	mg/L	0.0019	0.19%
Cr 267.716†	14204.4	1.018	mg/L	0.0090	1.018	mg/L	0.0090	0.88%
Cu 324.752†	246638.5	0.9896	mg/L	0.00135	0.9896	mg/L	0.00135	0.14%
Fe 273.955†	3688.6	2.015	mg/L	0.0165	2.015	mg/L	0.0165	0.82%
K 766.490†	39294.4	19.44	mg/L	0.084	19.44	mg/L	0.084	0.43%
Mg 279.077†	3023.2	2.056	mg/L	0.0185	2.056	mg/L	0.0185	0.90%
Mn 257.610†	103721.2	0.9861	mg/L	0.00131	0.9861	mg/L	0.00131	0.13%
Mo 202.031†	16403.6	0.9787	mg/L	0.00327	0.9787	mg/L	0.00327	0.33%
Na 589.592†	717580.3	49.73	mg/L	0.086	49.73	mg/L	0.086	0.17%
Na 330.237†	2409.8	51.57	mg/L	0.450	51.57	mg/L	0.450	0.87%
Ni 231.604†	4787.1	1.003	mg/L	0.0118	1.003	mg/L	0.0118	1.18%
Pb 220.353†	13487.0	2.017	mg/L	0.0054	2.017	mg/L	0.0054	0.27%
Sb 206.836†	4895.6	1.983	mg/L	0.0032	1.983	mg/L	0.0032	0.16%
Se 196.026†	2665.7	1.988	mg/L	0.0076	1.988	mg/L	0.0076	0.38%
Si 288.158†	4586.6	2.079	mg/L	0.0120	2.079	mg/L	0.0120	0.58%
Sn 189.927†	5055.8	0.9967	mg/L	0.00083	0.9967	mg/L	0.00083	0.08%
Sr 421.552†	960742.7	1.047	mg/L	0.0026	1.047	mg/L	0.0026	0.25%
Ti 334.903†	36498.5	0.9958	mg/L	0.00454	0.9958	mg/L	0.00454	0.46%
Tl 190.801†	3331.8	2.004	mg/L	0.0035	2.004	mg/L	0.0035	0.17%
V 292.402†	108120.9	0.9933	mg/L	0.00113	0.9933	mg/L	0.00113	0.11%
Zn 206.200†	5383.2	1.040	mg/L	0.0111	1.040	mg/L	0.0111	1.07%

Sequence No.: 12
Sample ID: CB

Autosampler Location: 1
Date Collected: 6/16/2009 10:48:05 AM
Data Type: Original

Dilution: 1X

Nebulizer Parameters: CB

Analyte Back Pressure Flow
All 222.0 kPa 0.75 L/min

Mean Data: CB

Analyte	Mean Corrected Intensity	Conc.	Calib. Units	Std.Dev.	Conc. Units	Sample Std.Dev.	RSD
ScA 357.253	2000277.8	100.4	%	0.08			0.08%
ScR 361.383	602307.7	100.7	%	0.92			0.91%
Ag 328.068†	69.9	0.00032	mg/L	0.000465	0.00032 mg/L	0.000465	143.44%
Al 308.215†	11.5	0.00623	mg/L	0.004227	0.00623 mg/L	0.004227	67.83%
As 188.979†	1.4	0.00144	mg/L	0.004595	0.00144 mg/L	0.004595	320.11%
B 249.677†	21.4	0.00198	mg/L	0.000889	0.00198 mg/L	0.000889	44.89%
Ba 233.527†	10.3	0.00075	mg/L	0.000210	0.00075 mg/L	0.000210	28.02%
Be 313.042†	129.5	0.00013	mg/L	0.000044	0.00013 mg/L	0.000044	32.75%
Ca 317.933†	54.2	0.00340	mg/L	0.000607	0.00340 mg/L	0.000607	17.86%
Cd 228.802†	6.3	0.00030	mg/L	0.000391	0.00030 mg/L	0.000391	130.66%
Co 228.616†	14.9	0.00050	mg/L	0.000377	0.00050 mg/L	0.000377	74.84%
Cr 267.716†	-9.5	-0.00068	mg/L	0.000430	-0.00068 mg/L	0.000430	63.10%
Cu 324.752†	135.7	0.00055	mg/L	0.000204	0.00055 mg/L	0.000204	37.34%
Fe 273.955†	7.6	0.00420	mg/L	0.002892	0.00420 mg/L	0.002892	68.91%
K 766.490†	-20.9	-0.01032	mg/L	0.011007	-0.01032 mg/L	0.011007	106.70%
Mg 279.077†	-1.2	-0.00080	mg/L	0.004476	-0.00080 mg/L	0.004476	558.74%
Mn 257.610†	21.5	0.00020	mg/L	0.000037	0.00020 mg/L	0.000037	18.31%
Mo 202.031†	5.5	0.00038	mg/L	0.000173	0.00038 mg/L	0.000173	53.06%
Na 589.592†	139.9	0.00969	mg/L	0.001538	0.00969 mg/L	0.001538	15.87%
Na 330.237†	10.9	0.2355	mg/L	0.22409	0.2355 mg/L	0.22409	95.17%
Ni 231.604†	1.8	0.00038	mg/L	0.001201	0.00038 mg/L	0.001201	313.48%
Pb 220.353†	-5.4	-0.00081	mg/L	0.000544	-0.00081 mg/L	0.000544	67.43%
Sb 206.836†	7.5	0.00308	mg/L	0.002227	0.00308 mg/L	0.002227	72.40%
Se 196.026†	4.3	0.00321	mg/L	0.004163	0.00321 mg/L	0.004163	129.50%
Si 288.158†	0.6	0.00027	mg/L	0.002007	0.00027 mg/L	0.002007	741.57%
Sn 189.927†	3.6	0.00072	mg/L	0.000829	0.00072 mg/L	0.000829	115.27%
Sr 421.552†	51.4	0.00006	mg/L	0.000007	0.00006 mg/L	0.000007	12.17%
Ti 334.903†	-22.2	-0.00061	mg/L	0.000388	-0.00061 mg/L	0.000388	63.53%
Tl 190.801†	4.3	0.00261	mg/L	0.001525	0.00261 mg/L	0.001525	58.52%
V 292.402†	43.0	0.00039	mg/L	0.000404	0.00039 mg/L	0.000404	103.40%
Zn 206.200†	-3.7	-0.00071	mg/L	0.000149	-0.00071 mg/L	0.000149	21.06%

Sequence No.: 13
 Sample ID: PB44R F SWC

Autosampler Location: 314
 Date Collected: 6/16/2009 10:51:49 AM
 Data Type: Original

Dilution: 5X

02/10

Nebulizer Parameters: PB44R F SWC

Analyte Back Pressure Flow
 All 222.0 kPa 0.75 L/min

Mean Data: PB44R F SWC

Analyte	Mean Corrected Intensity	Conc.	Calib. Units	Std.Dev.	Sample Conc. Units	Std.Dev.	RSD
ScA 357.253	1998573.0	100.3	%	0.49			0.49%
ScR 361.383	617717.2	103.3	%	2.44			2.37%
Ag 328.068†	-164.4	-0.00077	mg/L	0.000155	-0.00384 mg/L	0.000775	20.17%
Al 308.215†	49882.4	27.09	mg/L	0.110	135.5 mg/L	0.55	0.41%
As 188.979†	87.3	0.07527	mg/L	0.009237	0.3764 mg/L	0.04618	12.27%
B 249.677†	519.0	0.04795	mg/L	0.000739	0.2397 mg/L	0.00369	1.54%
Ba 233.527†	1212.5	0.07309	mg/L	0.001708	0.3654 mg/L	0.00854	2.34%
Be 313.042†	844.4	0.00054	mg/L	0.000053	0.00271 mg/L	0.000264	9.74%
Ca 317.933†	204351.9	12.82	mg/L	0.068	64.12 mg/L	0.341	0.53%
Cd 228.802†	73.6	0.00060	mg/L	0.000151	0.00299 mg/L	0.000757	25.31%
Co 228.616†	1503.8	0.04771	mg/L	0.000251	0.2386 mg/L	0.00126	0.53%
Cr 267.716†	2487.5	0.1919	mg/L	0.00372	0.9593 mg/L	0.01860	1.94%
Cu 324.752†	78674.8	0.3345	mg/L	0.00124	1.673 mg/L	0.0062	0.37%
Fe 273.955†	488358.3	268.8	mg/L	2.47	1344 mg/L	12.4	0.92%
K 766.490†	5208.7	2.577	mg/L	0.0229	12.89 mg/L	0.114	0.89%
Mg 279.077†	24916.7	16.81	mg/L	0.120	84.06 mg/L	0.602	0.72%
Mn 257.610†	275802.4	2.621	mg/L	0.0152	13.10 mg/L	0.076	0.58%
Mo 202.031†	270.9	0.01602	mg/L	0.000480	0.08012 mg/L	0.002401	3.00%
Na 589.592†	73619.1	5.102	mg/L	0.0119	25.51 mg/L	0.059	0.23%
Na 330.237†	244.8	5.374	mg/L	0.0971	26.87 mg/L	0.486	1.81%
Ni 231.604†	696.9	0.1459	mg/L	0.00368	0.7294 mg/L	0.01840	2.52%
Pb 220.353†	185.5	0.01336	mg/L	0.001226	0.06678 mg/L	0.006131	9.18%
Sb 206.836†	57.9	0.02169	mg/L	0.000659	0.1085 mg/L	0.00330	3.04%
Se 196.026†	-33.2	0.00794	mg/L	0.004178	0.03970 mg/L	0.020889	52.62%
Si 288.158†	1148.1	0.5190	mg/L	0.00504	2.595 mg/L	0.0252	0.97%
Sn 189.927†	145.4	0.02963	mg/L	0.000706	0.1482 mg/L	0.00353	2.38%
Sr 421.552†	148828.0	0.1623	mg/L	0.00052	0.8113 mg/L	0.00261	0.32%
Ti 334.903†	57137.0	1.561	mg/L	0.0085	7.804 mg/L	0.0426	0.55%
Tl 190.801†	-41.2	0.01383	mg/L	0.003572	0.06914 mg/L	0.017860	25.83%
V 292.402†	11837.4	0.09624	mg/L	0.000510	0.4812 mg/L	0.00255	0.53%
Zn 206.200†	729.3	0.1407	mg/L	0.00310	0.7036 mg/L	0.01550	2.20%

Sequence No.: 14
Sample ID: PB44R G SWC
Dilution: 2X

2245

Autosampler Location: 315
Date Collected: 6/16/2009 10:55:21 AM
Data Type: Original

Nebulizer Parameters: PB44R G SWC

Analyte Back Pressure Flow
All 222.0 kPa 0.75 L/min

Mean Data: PB44R G SWC

Analyte	Mean Corrected Intensity	Conc. Units	Calib. Units	Std.Dev.	Sample Conc. Units	Std.Dev.	RSD
ScA 357.253	2009633.0	100.9	%	0.87			0.87%
ScR 361.383	624764.7	104.4	%	1.78			1.71%
Ag 328.068†	-376.0	-0.00164	mg/L	0.000170	-0.00328 mg/L	0.000340	10.34%
Al 308.215†	422526.7	229.5	mg/L	1.45	459.0 mg/L	2.90	0.63%
As 188.979†	177.9	0.07223	mg/L	0.004885	0.1445 mg/L	0.00977	6.76%
B 249.677†	335.8	0.03082	mg/L	0.002216	0.06165 mg/L	0.004431	7.19%
Ba 233.527†	2512.6	0.1688	mg/L	0.00290	0.3376 mg/L	0.00579	1.72%
Be 313.042†	3609.6	0.00185	mg/L	0.000086	0.00370 mg/L	0.000172	4.65%
Ca 317.933†	1768423.4	111.0	mg/L	0.69	222.0 mg/L	1.38	0.62%
Cd 228.802†	24.0	-0.00179	mg/L	0.000200	-0.00358 mg/L	0.000400	11.16%
Co 228.616†	4568.8	0.1298	mg/L	0.00132	0.2596 mg/L	0.00264	1.02%
Cr 267.716†	3083.5	0.2288	mg/L	0.00078	0.4575 mg/L	0.00156	0.34%
Cu 324.752†	123081.8	0.5087	mg/L	0.00435	1.017 mg/L	0.0087	0.85%
Fe 273.955†	470817.5	259.1	mg/L	0.28	518.3 mg/L	0.56	0.11%
K 766.490†	25297.0	12.52	mg/L	0.026	25.03 mg/L	0.052	0.21%
Mg 279.077†	141275.1	95.76	mg/L	0.586	191.5 mg/L	1.17	0.61%
Mn 257.610†	486802.8	4.624	mg/L	0.0313	9.247 mg/L	0.0626	0.68%
Mo 202.031†	109.2	0.00532	mg/L	0.000123	0.01063 mg/L	0.000245	2.31%
Na 589.592†	657816.0	45.59	mg/L	0.131	91.17 mg/L	0.261	0.29%
Na 330.237†	2148.5	47.14	mg/L	0.843	94.27 mg/L	1.685	1.79%
Ni 231.604†	1277.8	0.2674	mg/L	0.00531	0.5349 mg/L	0.01061	1.98%
Pb 220.353†	-77.8	0.01598	mg/L	0.000994	0.03195 mg/L	0.001989	6.22%
Sb 206.836†	92.2	0.03657	mg/L	0.004319	0.07314 mg/L	0.008638	11.81%
Se 196.026†	-40.6	-0.00257	mg/L	0.004159	-0.00515 mg/L	0.008319	161.62%
Si 288.158†	1843.8	0.8334	mg/L	0.02882	1.667 mg/L	0.0576	3.46%
Sn 189.927†	-50.0	-0.00137	mg/L	0.001284	-0.00273 mg/L	0.002568	94.04%
Sr 421.552†	592779.5	0.6463	mg/L	0.00239	1.293 mg/L	0.0048	0.37%
Ti 334.903†	470569.5	12.85	mg/L	0.116	25.71 mg/L	0.231	0.90%
Tl 190.801†	7.4	0.03072	mg/L	0.003344	0.06143 mg/L	0.006689	10.89%
V 292.402†	66686.6	0.5931	mg/L	0.00603	1.186 mg/L	0.0121	1.02%
Zn 206.200†	4960.8	0.9563	mg/L	0.00769	1.913 mg/L	0.0154	0.80%

Sequence No.: 15
Sample ID: PB44R H SWC

Autosampler Location: 316
Date Collected: 6/16/2009 10:57:54 AM
Data Type: Original

PR 15

Dilution: 2X

Nebulizer Parameters: PB44R H SWC

Analyte Back Pressure Flow
All 222.0 kPa 0.75 L/min

Mean Data: PB44R H SWC

Analyte	Mean Corrected Intensity	Conc. Units	Calib. Units	Std.Dev.	Sample Conc. Units	Std.Dev.	RSD
ScA 357.253	1982181.6	99.49 %	%	0.473			0.48%
ScR 361.383	605214.9	101.2 %	%	0.53			0.52%
Ag 328.068†	-420.2	-0.00185 mg/L	mg/L	0.000069	-0.00371 mg/L	0.000138	3.72%
Al 308.215†	416611.9	226.3 mg/L	mg/L	0.93	452.5 mg/L	1.86	0.41%
As 188.979†	202.6	0.06360 mg/L	mg/L	0.006465	0.1272 mg/L	0.01293	10.17%
B 249.677†	560.5	0.05163 mg/L	mg/L	0.000946	0.1033 mg/L	0.00189	1.83%
Ba 233.527†	2831.8	0.1926 mg/L	mg/L	0.00197	0.3853 mg/L	0.00394	1.02%
Be 313.042†	4147.0	0.00254 mg/L	mg/L	0.000040	0.00507 mg/L	0.000080	1.58%
Ca 317.933†	2537921.5	159.3 mg/L	mg/L	0.47	318.6 mg/L	0.95	0.30%
Cd 228.802†	26.3	-0.00151 mg/L	mg/L	0.000145	-0.00302 mg/L	0.000290	9.62%
Co 228.616†	4298.8	0.1233 mg/L	mg/L	0.00082	0.2465 mg/L	0.00165	0.67%
Cr 267.716†	3882.6	0.2858 mg/L	mg/L	0.00306	0.5715 mg/L	0.00613	1.07%
Cu 324.752†	117539.1	0.4865 mg/L	mg/L	0.00134	0.9730 mg/L	0.00269	0.28%
Fe 273.955†	463047.6	254.9 mg/L	mg/L	2.42	509.7 mg/L	4.85	0.95%
K 766.490†	22779.6	11.27 mg/L	mg/L	0.043	22.54 mg/L	0.086	0.38%
Mg 279.077†	138870.5	94.12 mg/L	mg/L	0.446	188.2 mg/L	0.89	0.47%
Mn 257.610†	420539.5	3.994 mg/L	mg/L	0.0143	7.988 mg/L	0.0287	0.36%
Mo 202.031†	109.0	0.00478 mg/L	mg/L	0.000125	0.00956 mg/L	0.000250	2.61%
Na 589.592†	630036.2	43.66 mg/L	mg/L	0.242	87.32 mg/L	0.485	0.55%
Na 330.237†	2155.0	46.62 mg/L	mg/L	0.634	93.23 mg/L	1.269	1.36%
Ni 231.604†	1439.5	0.3013 mg/L	mg/L	0.00099	0.6026 mg/L	0.00198	0.33%
Pb 220.353†	-112.5	0.01193 mg/L	mg/L	0.002147	0.02387 mg/L	0.004294	17.99%
Sb 206.836†	98.4	0.03812 mg/L	mg/L	0.003594	0.07623 mg/L	0.007189	9.43%
Se 196.026†	-33.9	0.00198 mg/L	mg/L	0.009492	0.00396 mg/L	0.018985	479.41%
Si 288.158†	2990.9	1.352 mg/L	mg/L	0.0056	2.704 mg/L	0.0112	0.41%
Sn 189.927†	-47.6	-0.00020 mg/L	mg/L	0.001488	-0.00040 mg/L	0.002976	742.74%
Sr 421.552†	825689.7	0.9002 mg/L	mg/L	0.00794	1.800 mg/L	0.0159	0.88%
Ti 334.903†	420521.4	11.47 mg/L	mg/L	0.009	22.95 mg/L	0.018	0.08%
Tl 190.801†	14.0	0.03002 mg/L	mg/L	0.005716	0.06003 mg/L	0.011431	19.04%
V 292.402†	62439.1	0.5553 mg/L	mg/L	0.00081	1.111 mg/L	0.0016	0.15%
Zn 206.200†	2581.5	0.4963 mg/L	mg/L	0.00538	0.9926 mg/L	0.01076	1.08%

Sequence No.: 16
Sample ID: PB44R I SWC

Autosampler Location: 317
Date Collected: 6/16/2009 11:01:12 AM
Data Type: Original

Dilution: 2X

Nebulizer Parameters: PB44R I SWC

Analyte Back Pressure Flow
All 222.0 kPa 0.75 L/min

Mean Data: PB44R I SWC

Analyte	Mean Corrected Intensity	Calib. Conc. Units	Std.Dev.	Sample Conc. Units	Std.Dev.	RSD
ScA 357.253	1989097.8	99.84 %	0.519			0.52%
ScR 361.383	610739.1	102.1 %	0.96			0.94%
Ag 328.068†	-170.1	-0.00076 mg/L	0.000326	-0.00151 mg/L	0.000652	43.12%
Al 308.215†	172638.9	93.76 mg/L	0.644	187.5 mg/L	1.29	0.69%
As 188.979†	127.2	0.06587 mg/L	0.004765	0.1317 mg/L	0.00953	7.23%
B 249.677†	201.3	0.01851 mg/L	0.000730	0.03701 mg/L	0.001460	3.94%
Ba 233.527†	1977.9	0.1381 mg/L	0.00300	0.2763 mg/L	0.00600	2.17%
Be 313.042†	1694.0	0.00097 mg/L	0.000032	0.00194 mg/L	0.000063	3.25%
Ca 317.933†	1131198.4	70.99 mg/L	0.216	142.0 mg/L	0.43	0.30%
Cd 228.802†	0.0	-0.00153 mg/L	0.000221	-0.00305 mg/L	0.000442	14.47%
Co 228.616†	2144.2	0.06243 mg/L	0.000656	0.1249 mg/L	0.00131	1.05%
Cr 267.716†	1486.2	0.1100 mg/L	0.00139	0.2199 mg/L	0.00277	1.26%
Cu 324.752†	73081.6	0.2998 mg/L	0.00068	0.5996 mg/L	0.00136	0.23%
Fe 273.955†	204976.1	112.8 mg/L	0.38	225.6 mg/L	0.77	0.34%
K 766.490†	9898.7	4.897 mg/L	0.0454	9.795 mg/L	0.0908	0.93%
Mg 279.077†	58475.6	39.63 mg/L	0.179	79.26 mg/L	0.358	0.45%
Mn 257.610†	173417.7	1.647 mg/L	0.0109	3.294 mg/L	0.0218	0.66%
Mo 202.031†	73.6	0.00362 mg/L	0.000553	0.00725 mg/L	0.001107	15.27%
Na 589.592†	332102.5	23.02 mg/L	0.150	46.03 mg/L	0.300	0.65%
Na 330.237†	1147.0	24.82 mg/L	0.687	49.65 mg/L	1.374	2.77%
Ni 231.604†	665.9	0.1394 mg/L	0.00294	0.2787 mg/L	0.00589	2.11%
Pb 220.353†	-73.5	0.00037 mg/L	0.000751	0.00073 mg/L	0.001501	204.74%
Sb 206.836†	53.4	0.02112 mg/L	0.001479	0.04223 mg/L	0.002958	7.00%
Se 196.026†	-12.4	0.00293 mg/L	0.002327	0.00585 mg/L	0.004653	79.49%
Si 288.158†	1725.5	0.7799 mg/L	0.01358	1.560 mg/L	0.0272	1.74%
Sn 189.927†	-25.0	-0.00078 mg/L	0.001042	-0.00156 mg/L	0.002083	133.23%
Sr 421.552†	454580.4	0.4956 mg/L	0.00316	0.9913 mg/L	0.00632	0.64%
Ti 334.903†	191281.6	5.219 mg/L	0.0410	10.44 mg/L	0.082	0.79%
Tl 190.801†	22.5	0.02306 mg/L	0.000682	0.04612 mg/L	0.001365	2.96%
V 292.402†	27762.4	0.2468 mg/L	0.00065	0.4936 mg/L	0.00131	0.26%
Zn 206.200†	1000.0	0.1921 mg/L	0.00346	0.3843 mg/L	0.00692	1.80%

Sequence No.: 17
 Sample ID: PB44R J SWC

Autosampler Location: 318
 Date Collected: 6/16/2009 11:04:42 AM
 Data Type: Original

Dilution: 2X

Nebulizer Parameters: PB44R J SWC

Analyte Back Pressure Flow
 All 222.0 kPa 0.75 L/min

Mean Data: PB44R J SWC

Analyte	Mean Corrected		Calib. Units	Std.Dev.	Sample		Std.Dev.	RSD
	Intensity	Conc.			Conc.	Units		
ScA 357.253	1990317.1	99.90	%	0.572				0.57%
ScR 361.383	609073.6	101.8	%	0.60				0.59%
Ag 328.068†	-59.6	-0.00024	mg/L	0.000105	-0.00049	mg/L	0.000210	43.11%
Al 308.215†	181410.5	98.52	mg/L	0.156	197.0	mg/L	0.31	0.16%
As 188.979†	129.8	0.09387	mg/L	0.006210	0.1877	mg/L	0.01242	6.61%
B 249.677†	495.7	0.04574	mg/L	0.001172	0.09148	mg/L	0.002344	2.56%
Ba 233.527†	3904.7	0.2769	mg/L	0.00474	0.5539	mg/L	0.00947	1.71%
Be 313.042†	2485.5	0.00162	mg/L	0.000059	0.00324	mg/L	0.000118	3.64%
Ca 317.933†	574416.4	36.05	mg/L	0.108	72.10	mg/L	0.217	0.30%
Cd 228.802†	30.8	-0.00042	mg/L	0.000193	-0.00085	mg/L	0.000385	45.43%
Co 228.616†	2372.1	0.07005	mg/L	0.000325	0.1401	mg/L	0.00065	0.46%
Cr 267.716†	3438.9	0.2507	mg/L	0.00321	0.5013	mg/L	0.00643	1.28%
Cu 324.752†	110348.3	0.4513	mg/L	0.00360	0.9025	mg/L	0.00720	0.80%
Fe 273.955†	255064.8	140.4	mg/L	0.76	280.8	mg/L	1.52	0.54%
K 766.490†	17861.2	8.837	mg/L	0.0184	17.67	mg/L	0.037	0.21%
Mg 279.077†	80300.7	54.43	mg/L	0.049	108.9	mg/L	0.10	0.09%
Mn 257.610†	308701.7	2.932	mg/L	0.0085	5.865	mg/L	0.0171	0.29%
Mo 202.031†	113.8	0.00640	mg/L	0.000265	0.01280	mg/L	0.000530	4.14%
Na 589.592†	199826.8	13.85	mg/L	0.034	27.70	mg/L	0.069	0.25%
Na 330.237†	680.8	15.04	mg/L	0.292	30.07	mg/L	0.584	1.94%
Ni 231.604†	1132.6	0.2370	mg/L	0.00358	0.4741	mg/L	0.00717	1.51%
Pb 220.353†	418.0	0.07190	mg/L	0.000367	0.1438	mg/L	0.00073	0.51%
Sb 206.836†	55.4	0.02023	mg/L	0.002110	0.04046	mg/L	0.004220	10.43%
Se 196.026†	-10.6	0.00698	mg/L	0.002399	0.01396	mg/L	0.004798	34.37%
Si 288.158†	5409.7	2.445	mg/L	0.0648	4.890	mg/L	0.1297	2.65%
Sn 189.927†	-1.4	0.00295	mg/L	0.000108	0.00590	mg/L	0.000216	3.67%
Sr 421.552†	217845.2	0.2375	mg/L	0.00023	0.4750	mg/L	0.00047	0.10%
Ti 334.903†	191901.7	5.244	mg/L	0.0317	10.49	mg/L	0.063	0.60%
Tl 190.801†	1.1	0.01699	mg/L	0.003051	0.03397	mg/L	0.006102	17.96%
V 292.402†	34049.0	0.3038	mg/L	0.00143	0.6075	mg/L	0.00286	0.47%
Zn 206.200†	3174.9	0.6126	mg/L	0.00773	1.225	mg/L	0.0155	1.26%

Sequence No.: 18
Sample ID: PB44R K SWC

Autosampler Location: 319
Date Collected: 6/16/2009 11:08:12 AM
Data Type: Original

Dilution: 2X

Nebulizer Parameters: PB44R K SWC

Analyte Back Pressure Flow
All 223.0 kPa 0.75 L/min

Mean Data: PB44R K SWC

Analyte	Mean Corrected Intensity	Conc.	Calib. Units	Std.Dev.	Sample Conc. Units	Std.Dev.	RSD
ScA 357.253	2008043.6	100.8	%	0.20			0.20%
ScR 361.383	613050.1	102.5	%	0.49			0.48%
Ag 328.068†	-88.2	-0.00036	mg/L	0.000047	-0.00073 mg/L	0.000094	12.94%
Al 308.215†	237431.3	129.0	mg/L	0.97	257.9 mg/L	1.93	0.75%
As 188.979†	164.3	0.1284	mg/L	0.00439	0.2569 mg/L	0.00878	3.42%
B 249.677†	846.7	0.07820	mg/L	0.001004	0.1564 mg/L	0.00201	1.28%
Ba 233.527†	4472.9	0.3169	mg/L	0.00388	0.6338 mg/L	0.00776	1.22%
Be 313.042†	3279.2	0.00222	mg/L	0.000031	0.00445 mg/L	0.000062	1.40%
Ca 317.933†	557104.2	34.96	mg/L	0.199	69.93 mg/L	0.398	0.57%
Cd 228.802†	61.4	0.00058	mg/L	0.000193	0.00115 mg/L	0.000386	33.55%
Co 228.616†	2548.6	0.07437	mg/L	0.000412	0.1487 mg/L	0.00082	0.55%
Cr 267.716†	4301.9	0.3136	mg/L	0.00191	0.6273 mg/L	0.00381	0.61%
Cu 324.752†	121793.8	0.4987	mg/L	0.00472	0.9975 mg/L	0.00943	0.95%
Fe 273.955†	300468.9	165.4	mg/L	0.94	330.8 mg/L	1.89	0.57%
K 766.490†	24846.8	12.29	mg/L	0.076	24.59 mg/L	0.152	0.62%
Mg 279.077†	91737.0	62.19	mg/L	0.246	124.4 mg/L	0.49	0.40%
Mn 257.610†	215160.3	2.043	mg/L	0.0163	4.087 mg/L	0.0326	0.80%
Mo 202.031†	148.8	0.00850	mg/L	0.000348	0.01700 mg/L	0.000697	4.10%
Na 589.592†	366996.8	25.43	mg/L	0.181	50.87 mg/L	0.362	0.71%
Na 330.237†	1218.6	26.78	mg/L	0.266	53.57 mg/L	0.532	0.99%
Ni 231.604†	1263.9	0.2645	mg/L	0.00136	0.5291 mg/L	0.00272	0.51%
Pb 220.353†	503.7	0.08875	mg/L	0.000898	0.1775 mg/L	0.00180	1.01%
Sb 206.836†	64.8	0.02344	mg/L	0.003184	0.04689 mg/L	0.006367	13.58%
Se 196.026†	-27.9	-0.00315	mg/L	0.006040	-0.00630 mg/L	0.012080	191.59%
Si 288.158†	11283.2	5.099	mg/L	0.0679	10.20 mg/L	0.136	1.33%
Sn 189.927†	1.1	0.00378	mg/L	0.001096	0.00757 mg/L	0.002191	28.96%
Sr 421.552†	250962.4	0.2736	mg/L	0.00168	0.5472 mg/L	0.00336	0.61%
Ti 334.903†	223547.4	6.110	mg/L	0.0931	12.22 mg/L	0.186	1.52%
Tl 190.801†	-3.8	0.01757	mg/L	0.002399	0.03514 mg/L	0.004799	13.66%
V 292.402†	41873.8	0.3739	mg/L	0.00277	0.7478 mg/L	0.00553	0.74%
Zn 206.200†	3293.0	0.6354	mg/L	0.00334	1.271 mg/L	0.0067	0.52%

Sequence No.: 19
 Sample ID: PB44R L SWC

Autosampler Location: 320
 Date Collected: 6/16/2009 11:11:42 AM
 Data Type: Original

Dilution: 2X

Nebulizer Parameters: PB44R L SWC

Analyte Back Pressure Flow
 All 223.0 kPa 0.75 L/min

Mean Data: PB44R L SWC

Analyte	Mean Corrected		Calib. Units	Std.Dev.	Sample		Std.Dev.	RSD
	Intensity	Conc.			Conc.	Units		
ScA 357.253	2024506.0	101.6	%	0.90				0.88%
ScR 361.383	613880.0	102.6	%	0.48				0.47%
Ag 328.068†	-156.9	-0.00067	mg/L	0.000170	-0.00133	mg/L	0.000340	25.52%
Al 308.215†	250527.7	136.1	mg/L	0.47	272.1	mg/L	0.95	0.35%
As 188.979†	173.1	0.1342	mg/L	0.00621	0.2685	mg/L	0.01242	4.63%
B 249.677†	914.8	0.08449	mg/L	0.001459	0.1690	mg/L	0.00292	1.73%
Ba 233.527†	4737.7	0.3349	mg/L	0.00240	0.6698	mg/L	0.00481	0.72%
Be 313.042†	3542.6	0.00242	mg/L	0.000026	0.00485	mg/L	0.000051	1.06%
Ca 317.933†	608817.5	38.21	mg/L	0.182	76.42	mg/L	0.364	0.48%
Cd 228.802†	55.7	0.00006	mg/L	0.000192	0.00011	mg/L	0.000385	341.60%
Co 228.616†	2693.2	0.07872	mg/L	0.000674	0.1574	mg/L	0.00135	0.86%
Cr 267.716†	4625.3	0.3377	mg/L	0.00228	0.6755	mg/L	0.00456	0.68%
Cu 324.752†	98889.6	0.4084	mg/L	0.00166	0.8167	mg/L	0.00332	0.41%
Fe 273.955†	342280.1	188.4	mg/L	1.96	376.8	mg/L	3.93	1.04%
K 766.490†	25711.7	12.72	mg/L	0.064	25.44	mg/L	0.127	0.50%
Mg 279.077†	99804.8	67.65	mg/L	0.338	135.3	mg/L	0.68	0.50%
Mn 257.610†	244101.9	2.318	mg/L	0.0118	4.636	mg/L	0.0235	0.51%
Mo 202.031†	118.9	0.00668	mg/L	0.000076	0.01336	mg/L	0.000152	1.14%
Na 589.592†	394979.1	27.37	mg/L	0.059	54.74	mg/L	0.117	0.21%
Na 330.237†	1321.7	29.02	mg/L	0.154	58.05	mg/L	0.308	0.53%
Ni 231.604†	1403.2	0.2937	mg/L	0.00147	0.5874	mg/L	0.00294	0.50%
Pb 220.353†	443.5	0.07967	mg/L	0.000613	0.1593	mg/L	0.00123	0.77%
Sb 206.836†	69.6	0.02517	mg/L	0.004366	0.05034	mg/L	0.008732	17.34%
Se 196.026†	-18.3	0.00659	mg/L	0.004948	0.01318	mg/L	0.009896	75.11%
Si 288.158†	8736.7	3.949	mg/L	0.0398	7.897	mg/L	0.0797	1.01%
Sn 189.927†	-2.2	0.00333	mg/L	0.000499	0.00666	mg/L	0.000997	14.97%
Sr 421.552†	263640.1	0.2874	mg/L	0.00113	0.5749	mg/L	0.00227	0.39%
Ti 334.903†	233600.5	6.385	mg/L	0.0435	12.77	mg/L	0.087	0.68%
Tl 190.801†	-1.8	0.02183	mg/L	0.000709	0.04366	mg/L	0.001417	3.25%
V 292.402†	44522.9	0.3971	mg/L	0.00122	0.7941	mg/L	0.00243	0.31%
Zn 206.200†	3237.6	0.6247	mg/L	0.00463	1.249	mg/L	0.0093	0.74%

Sequence No.: 20
Sample ID: PB44R M SWC

Autosampler Location: 321
Date Collected: 6/16/2009 11:15:12 AM
Data Type: Original

Dilution: 2X

Nebulizer Parameters: PB44R M SWC

Analyte Back Pressure Flow
All 223.0 kPa 0.75 L/min

Mean Data: PB44R M SWC

Analyte	Mean Corrected		Calib. Units	Std.Dev.	Sample		Std.Dev.	RSD
	Intensity	Conc.			Conc.	Units		
ScA 357.253	2024021.8	101.6	%	0.37				0.36%
ScR 361.383	612065.3	102.3	%	0.67				0.65%
Ag 328.068†	-160.2	-0.00068	mg/L	0.000123	-0.00135	mg/L	0.000246	18.21%
Al 308.215†	238718.3	129.6	mg/L	0.34	259.3	mg/L	0.68	0.26%
As 188.979†	153.4	0.1188	mg/L	0.00471	0.2376	mg/L	0.00941	3.96%
B 249.677†	1002.3	0.09261	mg/L	0.002626	0.1852	mg/L	0.00525	2.84%
Ba 233.527†	4721.2	0.3345	mg/L	0.00547	0.6691	mg/L	0.01095	1.64%
Be 313.042†	3373.4	0.00228	mg/L	0.000069	0.00457	mg/L	0.000138	3.03%
Ca 317.933†	522579.4	32.80	mg/L	0.081	65.59	mg/L	0.163	0.25%
Cd 228.802†	57.4	0.00039	mg/L	0.000248	0.00079	mg/L	0.000496	62.86%
Co 228.616†	2397.0	0.06909	mg/L	0.000355	0.1382	mg/L	0.00071	0.51%
Cr 267.716†	4536.7	0.3308	mg/L	0.00618	0.6617	mg/L	0.01237	1.87%
Cu 324.752†	77929.9	0.3233	mg/L	0.00033	0.6465	mg/L	0.00065	0.10%
Fe 273.955†	315110.3	173.4	mg/L	0.36	346.9	mg/L	0.72	0.21%
K 766.490†	25738.9	12.73	mg/L	0.061	25.47	mg/L	0.122	0.48%
Mg 279.077†	94285.6	63.91	mg/L	0.117	127.8	mg/L	0.23	0.18%
Mn 257.610†	208704.6	1.982	mg/L	0.0061	3.964	mg/L	0.0122	0.31%
Mo 202.031†	120.8	0.00685	mg/L	0.000078	0.01370	mg/L	0.000157	1.14%
Na 589.592†	349204.0	24.20	mg/L	0.036	48.40	mg/L	0.072	0.15%
Na 330.237†	1170.7	25.83	mg/L	0.294	51.65	mg/L	0.587	1.14%
Ni 231.604†	1354.9	0.2836	mg/L	0.00376	0.5671	mg/L	0.00753	1.33%
Pb 220.353†	415.9	0.07539	mg/L	0.000478	0.1508	mg/L	0.00096	0.63%
Sb 206.836†	57.6	0.02034	mg/L	0.002411	0.04068	mg/L	0.004821	11.85%
Se 196.026†	-23.5	0.00101	mg/L	0.004933	0.00201	mg/L	0.009866	490.37%
Si 288.158†	8089.6	3.656	mg/L	0.0785	7.312	mg/L	0.1571	2.15%
Sn 189.927†	-4.9	0.00259	mg/L	0.000940	0.00518	mg/L	0.001879	36.31%
Sr 421.552†	249793.3	0.2723	mg/L	0.00077	0.5447	mg/L	0.00155	0.28%
Ti 334.903†	226793.1	6.200	mg/L	0.0266	12.40	mg/L	0.053	0.43%
Tl 190.801†	-8.3	0.01622	mg/L	0.004897	0.03245	mg/L	0.009794	30.18%
V 292.402†	43230.8	0.3859	mg/L	0.00058	0.7719	mg/L	0.00115	0.15%
Zn 206.200†	2906.6	0.5609	mg/L	0.00982	1.122	mg/L	0.0196	1.75%

Sequence No.: 21
Sample ID: PB44R N SWC

Autosampler Location: 322
Date Collected: 6/16/2009 11:18:42 AM
Data Type: Original

Dilution: 2X

Nebulizer Parameters: PB44R N SWC

Analyte Back Pressure Flow
All 223.0 kPa 0.75 L/min

Mean Data: PB44R N SWC

Analyte	Mean Corrected Intensity	Calib. Conc. Units	Std.Dev.	Sample Conc. Units	Std.Dev.	RSD
ScA 357.253	2024196.3	101.6 %	0.77			0.75%
ScR 361.383	612453.2	102.4 %	0.31			0.30%
Ag 328.068†	-163.7	-0.00069 mg/L	0.000206	-0.00139 mg/L	0.000412	29.67%
Al 308.215†	238002.0	129.3 mg/L	0.34	258.5 mg/L	0.67	0.26%
As 188.979†	155.9	0.1191 mg/L	0.00789	0.2382 mg/L	0.01579	6.63%
B 249.677†	810.1	0.07482 mg/L	0.000726	0.1496 mg/L	0.00145	0.97%
Ba 233.527†	5527.2	0.3932 mg/L	0.00455	0.7865 mg/L	0.00909	1.16%
Be 313.042†	3350.7	0.00229 mg/L	0.000057	0.00458 mg/L	0.000113	2.48%
Ca 317.933†	575454.1	36.11 mg/L	0.333	72.23 mg/L	0.666	0.92%
Cd 228.802†	47.0	-0.00014 mg/L	0.000358	-0.00027 mg/L	0.000715	261.20%
Co 228.616†	2386.8	0.06898 mg/L	0.000693	0.1380 mg/L	0.00139	1.01%
Cr 267.716†	4407.2	0.3217 mg/L	0.00273	0.6434 mg/L	0.00546	0.85%
Cu 324.752†	76409.0	0.3174 mg/L	0.00283	0.6348 mg/L	0.00565	0.89%
Fe 273.955†	320114.4	176.2 mg/L	1.11	352.4 mg/L	2.23	0.63%
K 766.490†	24661.3	12.20 mg/L	0.089	24.40 mg/L	0.177	0.73%
Mg 279.077†	93433.5	63.33 mg/L	0.317	126.7 mg/L	0.63	0.50%
Mn 257.610†	219847.5	2.088 mg/L	0.0084	4.176 mg/L	0.0167	0.40%
Mo 202.031†	106.1	0.00594 mg/L	0.000316	0.01188 mg/L	0.000632	5.32%
Na 589.592†	326737.2	22.64 mg/L	0.036	45.29 mg/L	0.072	0.16%
Na 330.237†	1098.8	24.23 mg/L	0.295	48.46 mg/L	0.589	1.22%
Ni 231.604†	1363.1	0.2853 mg/L	0.00580	0.5705 mg/L	0.01160	2.03%
Pb 220.353†	353.2	0.06582 mg/L	0.000476	0.1316 mg/L	0.00095	0.72%
Sb 206.836†	66.8	0.02415 mg/L	0.000732	0.04831 mg/L	0.001464	3.03%
Se 196.026†	-23.8	0.00118 mg/L	0.010229	0.00235 mg/L	0.020458	868.75%
Si 288.158†	8414.1	3.803 mg/L	0.0606	7.605 mg/L	0.1212	1.59%
Sn 189.927†	-7.2	0.00216 mg/L	0.000196	0.00433 mg/L	0.000392	9.06%
Sr 421.552†	267180.8	0.2913 mg/L	0.00053	0.5826 mg/L	0.00106	0.18%
Ti 334.903†	222174.4	6.072 mg/L	0.0323	12.14 mg/L	0.065	0.53%
Tl 190.801†	-5.4	0.01812 mg/L	0.002149	0.03625 mg/L	0.004298	11.86%
V 292.402†	42199.4	0.3764 mg/L	0.00367	0.7528 mg/L	0.00733	0.97%
Zn 206.200†	2783.1	0.5370 mg/L	0.00440	1.074 mg/L	0.0088	0.82%

Sequence No.: 22
 Sample ID: PB44R O SWC

Autosampler Location: 323
 Date Collected: 6/16/2009 11:22:12 AM
 Data Type: Original

Dilution: 2X

Nebulizer Parameters: PB44R O SWC

Analyte Back Pressure Flow
 All 223.0 kPa 0.75 L/min

Mean Data: PB44R O SWC

Analyte	Mean Corrected Intensity	Conc.	Calib. Units	Std.Dev.	Sample Conc. Units	Std.Dev.	RSD
ScA 357.253	2043757.0	102.6	%	1.00			0.97%
ScR 361.383	627540.7	104.9	%	1.74			1.66%
Ag 328.068†	-147.4	-0.00062	mg/L	0.000061	-0.00124 mg/L	0.000121	9.77%
Al 308.215†	218896.8	118.9	mg/L	0.18	237.8 mg/L	0.36	0.15%
As 188.979†	157.8	0.1206	mg/L	0.00277	0.2413 mg/L	0.00555	2.30%
B 249.677†	866.0	0.08000	mg/L	0.001193	0.1600 mg/L	0.00239	1.49%
Ba 233.527†	4131.3	0.2916	mg/L	0.00550	0.5832 mg/L	0.01101	1.89%
Be 313.042†	2994.4	0.00197	mg/L	0.000105	0.00395 mg/L	0.000209	5.29%
Ca 317.933†	591147.8	37.10	mg/L	0.093	74.20 mg/L	0.185	0.25%
Cd 228.802†	51.2	0.00015	mg/L	0.000217	0.00031 mg/L	0.000433	140.37%
Co 228.616†	2325.8	0.06724	mg/L	0.000264	0.1345 mg/L	0.00053	0.39%
Cr 267.716†	4117.7	0.3008	mg/L	0.00553	0.6016 mg/L	0.01106	1.84%
Cu 324.752†	70128.0	0.2919	mg/L	0.00272	0.5839 mg/L	0.00543	0.93%
Fe 273.955†	312936.4	172.2	mg/L	0.86	344.5 mg/L	1.72	0.50%
K 766.490†	22004.1	10.89	mg/L	0.028	21.77 mg/L	0.057	0.26%
Mg 279.077†	91987.2	62.35	mg/L	0.113	124.7 mg/L	0.23	0.18%
Mn 257.610†	206776.8	1.964	mg/L	0.0036	3.927 mg/L	0.0072	0.18%
Mo 202.031†	122.0	0.00688	mg/L	0.000134	0.01375 mg/L	0.000267	1.94%
Na 589.592†	348641.0	24.16	mg/L	0.034	48.32 mg/L	0.068	0.14%
Na 330.237†	1148.3	25.24	mg/L	0.303	50.47 mg/L	0.606	1.20%
Ni 231.604†	1630.5	0.3413	mg/L	0.00724	0.6826 mg/L	0.01448	2.12%
Pb 220.353†	421.4	0.07432	mg/L	0.000692	0.1486 mg/L	0.00138	0.93%
Sb 206.836†	61.3	0.02215	mg/L	0.002981	0.04429 mg/L	0.005962	13.46%
Se 196.026†	-17.1	0.00571	mg/L	0.001211	0.01141 mg/L	0.002422	21.23%
Si 288.158†	6631.6	2.997	mg/L	0.0649	5.994 mg/L	0.1298	2.17%
Sn 189.927†	-10.4	0.00149	mg/L	0.000241	0.00298 mg/L	0.000482	16.22%
Sr 421.552†	256617.3	0.2798	mg/L	0.00039	0.5596 mg/L	0.00078	0.14%
Ti 334.903†	216036.7	5.904	mg/L	0.0318	11.81 mg/L	0.064	0.54%
Tl 190.801†	-5.6	0.01747	mg/L	0.005631	0.03495 mg/L	0.011262	32.23%
V 292.402†	40155.0	0.3579	mg/L	0.00280	0.7158 mg/L	0.00559	0.78%
Zn 206.200†	2903.6	0.5602	mg/L	0.00976	1.120 mg/L	0.0195	1.74%

Sequence No.: 23
 Sample ID: CV3

Autosampler Location: 7
 Date Collected: 6/16/2009 11:25:42 AM
 Data Type: Original

Dilution: 1X

Nebulizer Parameters: CV

Analyte	Back Pressure	Flow
All	223.0 kPa	0.75 L/min

Mean Data: CV

Analyte	Mean Corrected Intensity	Calib. Conc. Units	Std.Dev.	Sample Conc. Units	Std.Dev.	RSD
ScA 357.253	2025110.4	101.6 %	0.30			0.29%
ScR 361.383	592781.8	99.09 %	0.952			0.96%
Ag 328.068†	211038.6	0.9792 mg/L	0.00203	0.9792 mg/L	0.00203	0.21%
Al 308.215†	3822.4	2.044 mg/L	0.0084	2.044 mg/L	0.0084	0.41%
As 188.979†	1985.6	2.018 mg/L	0.0039	2.018 mg/L	0.0039	0.19%
B 249.677†	11046.9	1.021 mg/L	0.0070	1.021 mg/L	0.0070	0.69%
Ba 233.527†	14213.7	1.037 mg/L	0.0030	1.037 mg/L	0.0030	0.29%
Be 313.042†	979148.3	1.023 mg/L	0.0026	1.023 mg/L	0.0026	0.26%
Ca 317.933†	34190.8	2.146 mg/L	0.0139	2.146 mg/L	0.0139	0.65%
Cd 228.802†	21593.8	1.040 mg/L	0.0042	1.040 mg/L	0.0042	0.40%
Co 228.616†	30560.5	1.028 mg/L	0.0042	1.028 mg/L	0.0042	0.40%
Cr 267.716†	14500.9	1.039 mg/L	0.0062	1.039 mg/L	0.0062	0.59%
Cu 324.752†	248733.9	0.9980 mg/L	0.00211	0.9980 mg/L	0.00211	0.21%
Fe 273.955†	3763.5	2.057 mg/L	0.0269	2.057 mg/L	0.0269	1.31%
K 766.490†	39755.0	19.67 mg/L	0.065	19.67 mg/L	0.065	0.33%
Mg 279.077†	3106.7	2.112 mg/L	0.0056	2.112 mg/L	0.0056	0.26%
Mn 257.610†	105086.3	0.9991 mg/L	0.00342	0.9991 mg/L	0.00342	0.34%
Mo 202.031†	16336.1	0.9747 mg/L	0.00470	0.9747 mg/L	0.00470	0.48%
Na 589.592†	721421.2	50.00 mg/L	0.157	50.00 mg/L	0.157	0.31%
Na 330.237†	2444.5	52.31 mg/L	0.395	52.31 mg/L	0.395	0.76%
Ni 231.604†	4892.0	1.025 mg/L	0.0037	1.025 mg/L	0.0037	0.36%
Pb 220.353†	13524.1	2.022 mg/L	0.0100	2.022 mg/L	0.0100	0.49%
Sb 206.836†	4873.5	1.974 mg/L	0.0100	1.974 mg/L	0.0100	0.50%
Se 196.026†	2674.4	1.995 mg/L	0.0023	1.995 mg/L	0.0023	0.12%
Si 288.158†	4642.3	2.104 mg/L	0.0034	2.104 mg/L	0.0034	0.16%
Sn 189.927†	5069.4	0.9994 mg/L	0.00286	0.9994 mg/L	0.00286	0.29%
Sr 421.552†	960236.4	1.047 mg/L	0.0048	1.047 mg/L	0.0048	0.46%
Ti 334.903†	37016.7	1.010 mg/L	0.0081	1.010 mg/L	0.0081	0.80%
Tl 190.801†	3341.1	2.010 mg/L	0.0042	2.010 mg/L	0.0042	0.21%
V 292.402†	108887.2	1.000 mg/L	0.0006	1.000 mg/L	0.0006	0.06%
Zn 206.200†	5496.4	1.062 mg/L	0.0058	1.062 mg/L	0.0058	0.54%

Sequence No.: 24
Sample ID: CB 3

Autosampler Location: 1
Date Collected: 6/16/2009 11:28:14 AM
Data Type: Original

Dilution: 1X

Nebulizer Parameters: CB

Analyte Back Pressure Flow
All 224.0 kPa 0.75 L/min

Mean Data: CB

Analyte	Mean Corrected Intensity	Conc. Units	Calib. Units	Std.Dev.	Sample Conc. Units	Std.Dev.	RSD
ScA 357.253	2017575.0	101.3	%	0.75			0.74%
ScR 361.383	607244.6	101.5	%	0.67			0.66%
Ag 328.068†	60.9	0.00028	mg/L	0.000133	0.00028 mg/L	0.000133	46.90%
Al 308.215†	14.2	0.00767	mg/L	0.003559	0.00767 mg/L	0.003559	46.41%
As 188.979†	4.3	0.00434	mg/L	0.003675	0.00434 mg/L	0.003675	84.64%
B 249.677†	25.9	0.00239	mg/L	0.000274	0.00239 mg/L	0.000274	11.46%
Ba 233.527†	10.0	0.00073	mg/L	0.000506	0.00073 mg/L	0.000506	69.47%
Be 313.042†	138.5	0.00014	mg/L	0.000008	0.00014 mg/L	0.000008	5.52%
Ca 317.933†	32.9	0.00207	mg/L	0.000263	0.00207 mg/L	0.000263	12.71%
Cd 228.802†	9.0	0.00041	mg/L	0.000274	0.00041 mg/L	0.000274	67.53%
Co 228.616†	12.5	0.00042	mg/L	0.000330	0.00042 mg/L	0.000330	78.17%
Cr 267.716†	-17.4	-0.00125	mg/L	0.000073	-0.00125 mg/L	0.000073	5.84%
Cu 324.752†	229.5	0.00092	mg/L	0.000233	0.00092 mg/L	0.000233	25.32%
Fe 273.955†	10.3	0.00566	mg/L	0.001157	0.00566 mg/L	0.001157	20.43%
K 766.490†	26.4	0.01305	mg/L	0.003578	0.01305 mg/L	0.003578	27.41%
Mg 279.077†	6.9	0.00469	mg/L	0.007555	0.00469 mg/L	0.007555	160.99%
Mn 257.610†	20.3	0.00019	mg/L	0.000088	0.00019 mg/L	0.000088	45.65%
Mo 202.031†	10.5	0.00063	mg/L	0.000676	0.00063 mg/L	0.000676	107.56%
Na 589.592†	75.2	0.00521	mg/L	0.003539	0.00521 mg/L	0.003539	67.90%
Na 330.237†	13.5	0.2900	mg/L	0.25031	0.2900 mg/L	0.25031	86.33%
Ni 231.604†	0.8	0.00018	mg/L	0.000906	0.00018 mg/L	0.000906	511.38%
Pb 220.353†	1.4	0.00020	mg/L	0.000418	0.00020 mg/L	0.000418	206.30%
Sb 206.836†	6.7	0.00273	mg/L	0.003187	0.00273 mg/L	0.003187	116.55%
Se 196.026†	3.0	0.00225	mg/L	0.003300	0.00225 mg/L	0.003300	146.78%
Si 288.158†	-10.6	-0.00481	mg/L	0.000852	-0.00481 mg/L	0.000852	17.73%
Sn 189.927†	4.3	0.00085	mg/L	0.001020	0.00085 mg/L	0.001020	120.11%
Sr 421.552†	22.7	0.00002	mg/L	0.000012	0.00002 mg/L	0.000012	48.83%
Ti 334.903†	-24.9	-0.00068	mg/L	0.000374	-0.00068 mg/L	0.000374	54.67%
Tl 190.801†	-0.1	-0.00005	mg/L	0.001231	-0.00005 mg/L	0.001231	>999.9%
V 292.402†	82.5	0.00075	mg/L	0.000520	0.00075 mg/L	0.000520	69.34%
Zn 206.200†	-2.0	-0.00038	mg/L	0.000082	-0.00038 mg/L	0.000082	21.35%

Sequence No.: 25

Sample ID: CV

Autosampler Location: 7

Date Collected: 6/16/2009 11:31:58 AM

Data Type: Original

Dilution: 1X

Nebulizer Parameters: CV

Analyte	Back Pressure	Flow
All	224.0 kPa	0.75 L/min

Mean Data: CV

Analyte	Mean Corrected		Calib.		Std.Dev.	Sample		Std.Dev.	RSD
	Intensity	Conc.	Units	Conc.		Units			
ScA 357.253	2009600.6	100.9	%		0.32				0.32%
ScR 361.383	608530.7	101.7	%		0.54				0.53%
Ag 328.068†	211354.2	0.9807	mg/L		0.00385	0.9807	mg/L	0.00385	0.39%
Al 308.215†	4005.4	2.143	mg/L		0.1076	2.143	mg/L	0.1076	5.02%
As 188.979†	1989.1	2.022	mg/L		0.0086	2.022	mg/L	0.0086	0.43%
B 249.677†	10995.2	1.016	mg/L		0.0033	1.016	mg/L	0.0033	0.32%
Ba 233.527†	14102.7	1.029	mg/L		0.0051	1.029	mg/L	0.0051	0.50%
Be 313.042†	982156.0	1.026	mg/L		0.0045	1.026	mg/L	0.0045	0.44%
Ca 317.933†	34537.8	2.168	mg/L		0.0312	2.168	mg/L	0.0312	1.44%
Cd 228.802†	21562.1	1.038	mg/L		0.0068	1.038	mg/L	0.0068	0.65%
Co 228.616†	30595.8	1.029	mg/L		0.0056	1.029	mg/L	0.0056	0.55%
Cr 267.716†	14413.0	1.033	mg/L		0.0059	1.033	mg/L	0.0059	0.57%
Cu 324.752†	249260.4	1.000	mg/L		0.0038	1.000	mg/L	0.0038	0.38%
Fe 273.955†	4023.6	2.200	mg/L		0.1688	2.200	mg/L	0.1688	7.67%
K 766.490†	39703.7	19.64	mg/L		0.056	19.64	mg/L	0.056	0.29%
Mg 279.077†	3154.9	2.145	mg/L		0.0513	2.145	mg/L	0.0513	2.39%
Mn 257.610†	105277.3	1.001	mg/L		0.0059	1.001	mg/L	0.0059	0.59%
Mo 202.031†	16346.3	0.9753	mg/L		0.00647	0.9753	mg/L	0.00647	0.66%
Na 589.592†	722941.6	50.10	mg/L		0.236	50.10	mg/L	0.236	0.47%
Na 330.237†	2418.6	51.76	mg/L		0.341	51.76	mg/L	0.341	0.66%
Ni 231.604†	4884.5	1.023	mg/L		0.0064	1.023	mg/L	0.0064	0.63%
Pb 220.353†	13523.0	2.022	mg/L		0.0136	2.022	mg/L	0.0136	0.67%
Sb 206.836†	4872.1	1.974	mg/L		0.0130	1.974	mg/L	0.0130	0.66%
Se 196.026†	2676.0	1.996	mg/L		0.0090	1.996	mg/L	0.0090	0.45%
Si 288.158†	4627.4	2.098	mg/L		0.0145	2.098	mg/L	0.0145	0.69%
Sn 189.927†	5074.1	1.000	mg/L		0.0059	1.000	mg/L	0.0059	0.59%
Sr 421.552†	963560.8	1.051	mg/L		0.0067	1.051	mg/L	0.0067	0.64%
Ti 334.903†	37119.8	1.013	mg/L		0.0074	1.013	mg/L	0.0074	0.73%
Tl 190.801†	3343.9	2.011	mg/L		0.0117	2.011	mg/L	0.0117	0.58%
V 292.402†	109228.0	1.003	mg/L		0.0043	1.003	mg/L	0.0043	0.43%
Zn 206.200†	5451.2	1.053	mg/L		0.0027	1.053	mg/L	0.0027	0.25%

Sequence No.: 26

Autosampler Location: 1

Sample ID: CB *34*

Date Collected: 6/16/2009 11:34:30 AM

Dilution: 1X

Data Type: Original

4.6%

Nebulizer Parameters: CB

Analyte	Back Pressure	Flow
All	223.0 kPa	0.75 L/min

Mean Data: CB

Analyte	Mean Corrected Intensity	Conc.	Calib. Units	Std.Dev.	Sample Conc. Units	Std.Dev.	RSD
ScA 357.253	2004536.2	100.6	%	0.33			0.33%
ScR 361.383	610250.3	102.0	%	0.66			0.64%
Ag 328.068†	102.8	0.00048	mg/L	0.000278	0.00048 mg/L	0.000278	58.39%
Al 308.215†	93.6	0.05083	mg/L	0.009091	0.05083 mg/L	0.009091	17.88%
As 188.979†	2.9	0.00295	mg/L	0.002284	0.00295 mg/L	0.002284	77.29%
B 249.677†	25.1	0.00232	mg/L	0.001503	0.00232 mg/L	0.001503	64.86%
Ba 233.527†	13.1	0.00095	mg/L	0.000008	0.00095 mg/L	0.000008	0.86%
Be 313.042†	289.8	0.00030	mg/L	0.000091	0.00030 mg/L	0.000091	30.38%
Ca 317.933†	245.7	0.01542	mg/L	0.006806	0.01542 mg/L	0.006806	44.13%
Cd 228.802†	14.2	0.00067	mg/L	0.000427	0.00067 mg/L	0.000427	63.84%
Co 228.616†	21.1	0.00071	mg/L	0.000576	0.00071 mg/L	0.000576	81.73%
Cr 267.716†	0.6	0.00005	mg/L	0.000179	0.00005 mg/L	0.000179	379.45%
Cu 324.752†	270.7	0.00109	mg/L	0.000411	0.00109 mg/L	0.000411	37.69%
Fe 273.955†	110.7	0.06092	mg/L	0.011309	0.06092 mg/L	0.011309	18.56%
K 766.490†	-16.9	-0.00835	mg/L	0.017370	-0.00835 mg/L	0.017370	207.97%
Mg 279.077†	36.8	0.02495	mg/L	0.004314	0.02495 mg/L	0.004314	17.29%
Mn 257.610†	99.7	0.00095	mg/L	0.000205	0.00095 mg/L	0.000205	21.66%
Mo 202.031†	10.5	0.00062	mg/L	0.000741	0.00062 mg/L	0.000741	118.81%
Na 589.592†	369.2	0.02558	mg/L	0.010764	0.02558 mg/L	0.010764	42.08%
Na 330.237†	11.0	0.2361	mg/L	0.34881	0.2361 mg/L	0.34881	147.76%
Ni 231.604†	-0.1	-0.00002	mg/L	0.000508	-0.00002 mg/L	0.000508	>999.9%
Pb 220.353†	0.4	0.00006	mg/L	0.001404	0.00006 mg/L	0.001404	>999.9%
Sb 206.836†	2.7	0.00111	mg/L	0.002677	0.00111 mg/L	0.002677	240.10%
Se 196.026†	3.4	0.00252	mg/L	0.002361	0.00252 mg/L	0.002361	93.51%
Si 288.158†	1.5	0.00070	mg/L	0.000729	0.00070 mg/L	0.000729	104.80%
Sn 189.927†	5.2	0.00102	mg/L	0.000641	0.00102 mg/L	0.000641	62.61%
Sr 421.552†	257.9	0.00028	mg/L	0.000112	0.00028 mg/L	0.000112	39.88%
Ti 334.903†	86.7	0.00237	mg/L	0.000947	0.00237 mg/L	0.000947	39.99%
Tl 190.801†	4.6	0.00278	mg/L	0.001452	0.00278 mg/L	0.001452	52.16%
V 292.402†	92.1	0.00084	mg/L	0.000656	0.00084 mg/L	0.000656	78.22%
Zn 206.200†	1.4	0.00027	mg/L	0.001401	0.00027 mg/L	0.001401	518.83%

Sequence No.: 27
Sample ID: PB44R ADUP SWC

Autosampler Location: 324
Date Collected: 6/16/2009 11:38:14 AM
Data Type: Original

Dilution: 2X

Del

Nebulizer Parameters: PB44R ADUP SWC

Analyte Back Pressure Flow
All 224.0 kPa 0.75 L/min

Mean Data: PB44R ADUP SWC

Analyte	Mean Corrected Intensity	Conc. Units	Calib. Units	Std.Dev.	Sample Conc. Units	Std.Dev.	RSD
ScA 357.253	1974567.2	99.11 %	%	0.322			0.32%
ScR 361.383	622860.4	104.1 %	%	2.65			2.54%
Ag 328.068†	-198.1	-0.00075 mg/L	mg/L	0.000048	-0.00150 mg/L	0.000096	6.42%
Al 308.215†	222903.5	121.1 mg/L	mg/L	0.16	242.1 mg/L	0.32	0.13%
As 188.979†	138.4	0.08393 mg/L	mg/L	0.008320	0.1679 mg/L	0.01664	9.91%
B 249.677†	452.3	0.04171 mg/L	mg/L	0.000651	0.08342 mg/L	0.001303	1.56%
Ba 233.527†	2964.5	0.2060 mg/L	mg/L	0.00299	0.4120 mg/L	0.00598	1.45%
Be 313.042†	4128.6	0.00187 mg/L	mg/L	0.000064	0.00373 mg/L	0.000128	3.44%
Ca 317.933†	900210.9	56.50 mg/L	mg/L	0.149	113.0 mg/L	0.30	0.26%
Cd 228.802†	29.8	-0.00075 mg/L	mg/L	0.000255	-0.00150 mg/L	0.000510	34.09%
Co 228.616†	2610.5	0.07472 mg/L	mg/L	0.000703	0.1494 mg/L	0.00141	0.94%
Cr 267.716†	2990.2	0.2191 mg/L	mg/L	0.00297	0.4382 mg/L	0.00593	1.35%
Cu 324.752†	64088.6	0.2677 mg/L	mg/L	0.00175	0.5354 mg/L	0.00349	0.65%
Fe 273.955†	322062.2	177.3 mg/L	mg/L	1.63	354.5 mg/L	3.27	0.92%
K 766.490†	15050.6	7.446 mg/L	mg/L	0.0506	14.89 mg/L	0.101	0.68%
Mg 279.077†	114422.3	77.57 mg/L	mg/L	0.246	155.1 mg/L	0.49	0.32%
Mn 257.610†	269583.4	2.560 mg/L	mg/L	0.0081	5.121 mg/L	0.0162	0.32%
Mo 202.031†	90.9	0.00481 mg/L	mg/L	0.000471	0.00963 mg/L	0.000942	9.79%
Na 589.592†	181687.4	12.59 mg/L	mg/L	0.028	25.18 mg/L	0.056	0.22%
Na 330.237†	598.6	13.48 mg/L	mg/L	0.395	26.95 mg/L	0.789	2.93%
Ni 231.604†	1364.4	0.2856 mg/L	mg/L	0.00466	0.5711 mg/L	0.00932	1.63%
Pb 220.353†	1223.7	0.1946 mg/L	mg/L	0.00161	0.3892 mg/L	0.00323	0.83%
Sb 206.836†	60.8	0.02468 mg/L	mg/L	0.004001	0.04936 mg/L	0.008002	16.21%
Se 196.026†	-18.1	0.00487 mg/L	mg/L	0.001182	0.00974 mg/L	0.002363	24.25%
Si 288.158†	2582.5	1.167 mg/L	mg/L	0.0243	2.335 mg/L	0.0486	2.08%
Sn 189.927†	-14.4	0.00171 mg/L	mg/L	0.001355	0.00342 mg/L	0.002710	79.34%
Sr 421.552†	214508.8	0.2339 mg/L	mg/L	0.00125	0.4678 mg/L	0.00249	0.53%
Ti 334.903†	257678.8	7.040 mg/L	mg/L	0.0373	14.08 mg/L	0.075	0.53%
Tl 190.801†	5.5	0.02168 mg/L	mg/L	0.000449	0.04336 mg/L	0.000897	2.07%
V 292.402†	84956.1	0.7667 mg/L	mg/L	0.00435	1.533 mg/L	0.0087	0.57%
Zn 206.200†	2198.1	0.4237 mg/L	mg/L	0.00693	0.8475 mg/L	0.01385	1.63%

Sequence No.: 28
 Sample ID: PB44R A SWC

Autosampler Location: 325
 Date Collected: 6/16/2009 11:41:45 AM
 Data Type: Original

Dilution: 2X

Nebulizer Parameters: PB44R A SWC

Analyte Back Pressure Flow
 All 224.0 kPa 0.75 L/min

Mean Data: PB44R A SWC

Analyte	Mean Corrected Intensity	Conc.	Calib. Units	Std.Dev.	Conc. Units	Sample Std.Dev.	RSD
ScA 357.253	1979622.8	99.36	%	0.600			0.60%
ScR 361.383	605309.0	101.2	%	0.68			0.67%
Ag 328.068†	-121.0	-0.00053	mg/L	0.000165	-0.00106 mg/L	0.000330	31.19%
Al 308.215†	106143.2	57.65	mg/L	0.135	115.3 mg/L	0.27	0.24%
As 188.979†	108.2	0.08313	mg/L	0.005164	0.1663 mg/L	0.01033	6.21%
B 249.677†	234.8	0.02166	mg/L	0.000701	0.04332 mg/L	0.001402	3.24%
Ba 233.527†	1669.3	0.1151	mg/L	0.00049	0.2302 mg/L	0.00097	0.42%
Be 313.042†	1594.0	0.00099	mg/L	0.000031	0.00198 mg/L	0.000062	3.14%
Ca 317.933†	423298.3	26.57	mg/L	0.082	53.13 mg/L	0.165	0.31%
Cd 228.802†	23.7	-0.00039	mg/L	0.000152	-0.00077 mg/L	0.000305	39.56%
Co 228.616†	1313.1	0.03788	mg/L	0.000481	0.07576 mg/L	0.000962	1.27%
Cr 267.716†	2176.3	0.1602	mg/L	0.00118	0.3203 mg/L	0.00236	0.74%
Cu 324.752†	54982.2	0.2280	mg/L	0.00216	0.4560 mg/L	0.00432	0.95%
Fe 273.955†	212751.1	117.1	mg/L	0.28	234.2 mg/L	0.55	0.24%
K 766.490†	7800.8	3.859	mg/L	0.0337	7.719 mg/L	0.0674	0.87%
Mg 279.077†	53195.4	36.05	mg/L	0.069	72.10 mg/L	0.137	0.19%
Mn 257.610†	147592.5	1.402	mg/L	0.0044	2.804 mg/L	0.0088	0.31%
Mo 202.031†	61.9	0.00341	mg/L	0.000033	0.00681 mg/L	0.000066	0.97%
Na 589.592†	96538.8	6.690	mg/L	0.0198	13.38 mg/L	0.040	0.30%
Na 330.237†	337.6	7.525	mg/L	0.1339	15.05 mg/L	0.268	1.78%
Ni 231.604†	1336.4	0.2798	mg/L	0.00397	0.5595 mg/L	0.00795	1.42%
Pb 220.353†	426.5	0.06688	mg/L	0.000182	0.1338 mg/L	0.00036	0.27%
Sb 206.836†	35.0	0.01287	mg/L	0.001592	0.02575 mg/L	0.003183	12.36%
Se 196.026†	-15.1	0.00162	mg/L	0.003774	0.00325 mg/L	0.007549	232.58%
Si 288.158†	1638.8	0.7407	mg/L	0.00731	1.481 mg/L	0.0146	0.99%
Sn 189.927†	-2.0	0.00178	mg/L	0.000738	0.00355 mg/L	0.001476	41.57%
Sr 421.552†	118707.1	0.1294	mg/L	0.00070	0.2589 mg/L	0.00139	0.54%
Ti 334.903†	123347.7	3.370	mg/L	0.0098	6.740 mg/L	0.0197	0.29%
Tl 190.801†	4.1	0.01673	mg/L	0.001506	0.03345 mg/L	0.003013	9.00%
V 292.402†	23509.1	0.2088	mg/L	0.00215	0.4176 mg/L	0.00431	1.03%
Zn 206.200†	1422.8	0.2744	mg/L	0.00089	0.5488 mg/L	0.00177	0.32%

Sequence No.: 29
 Sample ID: PB44R ASPK SWC

Autosampler Location: 326
 Date Collected: 6/16/2009 11:45:10 AM
 Data Type: Original

Dilution: 2X

DD

Nebulizer Parameters: PB44R ASPK SWC

Analyte Back Pressure Flow
 All 224.0 kPa 0.75 L/min

Mean Data: PB44R ASPK SWC

Analyte	Mean Corrected		Calib. Units	Std.Dev.	Sample		Std.Dev.	RSD
	Intensity	Conc.			Conc.	Units		
ScA 357.253	1946958.1	97.72	%	0.193				0.20%
ScR 361.383	588155.6	98.32	%	0.211				0.22%
Ag 328.068†	104416.0	0.4846	mg/L	0.00123	0.9691	mg/L	0.00246	0.25%
Al 308.215†	167278.5	90.84	mg/L	0.286	181.7	mg/L	0.57	0.31%
As 188.979†	2014.1	1.998	mg/L	0.0111	3.996	mg/L	0.0221	0.55%
B 249.677†	422.1	0.03816	mg/L	0.000603	0.07632	mg/L	0.001207	1.58%
Ba 233.527†	29603.4	2.152	mg/L	0.0143	4.305	mg/L	0.0286	0.66%
Be 313.042†	465677.6	0.4854	mg/L	0.00107	0.9707	mg/L	0.00214	0.22%
Ca 317.933†	871359.3	54.69	mg/L	0.143	109.4	mg/L	0.29	0.26%
Cd 228.802†	10459.0	0.4945	mg/L	0.00099	0.9890	mg/L	0.00198	0.20%
Co 228.616†	16090.9	0.5307	mg/L	0.00268	1.061	mg/L	0.0054	0.50%
Cr 267.716†	9610.7	0.6924	mg/L	0.00272	1.385	mg/L	0.0054	0.39%
Cu 324.752†	154756.7	0.6295	mg/L	0.00186	1.259	mg/L	0.0037	0.29%
Fe 273.955†	257694.0	141.8	mg/L	0.79	283.7	mg/L	1.57	0.55%
K 766.490†	32971.6	16.31	mg/L	0.104	32.63	mg/L	0.208	0.64%
Mg 279.077†	101711.9	68.96	mg/L	0.060	137.9	mg/L	0.12	0.09%
Mn 257.610†	240853.6	2.288	mg/L	0.0041	4.576	mg/L	0.0082	0.18%
Mo 202.031†	89.8	0.00477	mg/L	0.000076	0.00953	mg/L	0.000153	1.60%
Na 589.592†	338870.8	23.48	mg/L	0.068	46.97	mg/L	0.136	0.29%
Na 330.237†	1158.5	25.11	mg/L	0.372	50.22	mg/L	0.745	1.48%
Ni 231.604†	3502.8	0.7326	mg/L	0.00542	1.465	mg/L	0.0108	0.74%
Pb 220.353†	13027.0	1.956	mg/L	0.0048	3.911	mg/L	0.0096	0.25%
Sb 206.836†	71.7	0.02254	mg/L	0.002190	0.04509	mg/L	0.004381	9.72%
Se 196.026†	2535.4	1.905	mg/L	0.0143	3.810	mg/L	0.0287	0.75%
Si 288.158†	2669.3	1.209	mg/L	0.0352	2.417	mg/L	0.0705	2.92%
Sn 189.927†	-19.6	0.00022	mg/L	0.000720	0.00044	mg/L	0.001441	330.70%
Sr 421.552†	650774.6	0.7095	mg/L	0.00389	1.419	mg/L	0.0078	0.55%
Ti 334.903†	215930.7	5.897	mg/L	0.0129	11.79	mg/L	0.026	0.22%
Tl 190.801†	3069.3	1.863	mg/L	0.0070	3.727	mg/L	0.0141	0.38%
V 292.402†	86610.3	0.7859	mg/L	0.00062	1.572	mg/L	0.0012	0.08%
Zn 206.200†	4602.1	0.8883	mg/L	0.00755	1.777	mg/L	0.0151	0.85%

Sequence No.: 30
Sample ID: PB98 FDUP SWC

Autosampler Location: 327
Date Collected: 6/16/2009 11:47:43 AM
Data Type: Original

Dilution: 2X

DD

Nebulizer Parameters: PB98 FDUP SWC

Analyte Back Pressure Flow
All 224.0 kPa 0.75 L/min

Mean Data: PB98 FDUP SWC

Analyte	Mean Corrected Intensity	Conc.	Calib. Units	Std.Dev.	Sample Conc. Units	Std.Dev.	RSD
ScA 357.253	1972177.7	98.99	%	0.294			0.30%
ScR 361.383	608919.2	101.8	%	1.73			1.70%
Ag 328.068†	1795.9	0.00841	mg/L	0.000247	0.01682 mg/L	0.000495	2.94%
Al 308.215†	164592.0	89.39	mg/L	0.164	178.8 mg/L	0.33	0.18%
As 188.979†	154.1	0.1082	mg/L	0.00440	0.2164 mg/L	0.00880	4.07%
B 249.677†	86.7	0.00790	mg/L	0.001006	0.01581 mg/L	0.002013	12.73%
Ba 233.527†	6550.3	0.4664	mg/L	0.00751	0.9328 mg/L	0.01502	1.61%
Be 313.042†	2722.0	0.00158	mg/L	0.000056	0.00317 mg/L	0.000112	3.54%
Ca 317.933†	736283.6	46.21	mg/L	0.264	92.42 mg/L	0.528	0.57%
Cd 228.802†	251.5	0.00953	mg/L	0.000323	0.01907 mg/L	0.000646	3.39%
Co 228.616†	2273.9	0.06279	mg/L	0.000250	0.1256 mg/L	0.00050	0.40%
Cr 267.716†	1814.3	0.1387	mg/L	0.00280	0.2775 mg/L	0.00560	2.02%
Cu 324.752†	59198.5	0.2500	mg/L	0.00180	0.5001 mg/L	0.00359	0.72%
Fe 273.955†	369200.5	203.2	mg/L	1.89	406.4 mg/L	3.78	0.93%
K 766.490†	11563.7	5.721	mg/L	0.0321	11.44 mg/L	0.064	0.56%
Mg 279.077†	52981.3	35.87	mg/L	0.029	71.75 mg/L	0.058	0.08%
Mn 257.610†	220577.6	2.095	mg/L	0.0062	4.191 mg/L	0.0123	0.29%
Mo 202.031†	143.2	0.00804	mg/L	0.000389	0.01609 mg/L	0.000779	4.84%
Na 589.592†	69876.9	4.843	mg/L	0.0012	9.685 mg/L	0.0023	0.02%
Na 330.237†	247.1	5.617	mg/L	0.1977	11.23 mg/L	0.395	3.52%
Ni 231.604†	650.1	0.1360	mg/L	0.00168	0.2720 mg/L	0.00337	1.24%
Pb 220.353†	2089.3	0.3155	mg/L	0.00111	0.6309 mg/L	0.00221	0.35%
Sb 206.836†	72.6	0.02917	mg/L	0.002751	0.05834 mg/L	0.005502	9.43%
Se 196.026†	-31.1	0.00045	mg/L	0.001757	0.00090 mg/L	0.003515	392.15%
Si 288.158†	1993.8	0.9012	mg/L	0.01100	1.802 mg/L	0.0220	1.22%
Sn 189.927†	3.2	0.00503	mg/L	0.001383	0.01007 mg/L	0.002766	27.47%
Sr 421.552†	320265.9	0.3492	mg/L	0.00129	0.6984 mg/L	0.00259	0.37%
Ti 334.903†	269315.6	7.360	mg/L	0.0473	14.72 mg/L	0.095	0.64%
Tl 190.801†	-7.9	0.01990	mg/L	0.005638	0.03981 mg/L	0.011276	28.33%
V 292.402†	43787.2	0.3883	mg/L	0.00408	0.7766 mg/L	0.00817	1.05%
Zn 206.200†	8187.5	1.580	mg/L	0.0270	3.160 mg/L	0.0540	1.71%

Sequence No.: 31
Sample ID: PB98 F SWC

Autosampler Location: 328
Date Collected: 6/16/2009 11:51:13 AM
Data Type: Original

Dilution: 2X

Nebulizer Parameters: PB98 F SWC

Analyte Back Pressure Flow
All 224.0 kPa 0.75 L/min

Mean Data: PB98 F SWC

Analyte	Mean Corrected Intensity	Conc. Units	Calib. Units	Std.Dev.	Sample Conc. Units	Std.Dev.	RSD
ScA 357.253	1985513.8	99.66 %	%	0.066			0.07%
ScR 361.383	608607.8	101.7 %	%	2.51			2.46%
Ag 328.068†	358.9	0.00175 mg/L	mg/L	0.000162	0.00351 mg/L	0.000324	9.25%
Al 308.215†	182186.9	98.94 mg/L	mg/L	0.517	197.9 mg/L	1.03	0.52%
As 188.979†	142.4	0.08795 mg/L	mg/L	0.002893	0.1759 mg/L	0.00579	3.29%
B 249.677†	77.6	0.00706 mg/L	mg/L	0.000309	0.01412 mg/L	0.000617	4.37%
Ba 233.527†	4991.1	0.3527 mg/L	mg/L	0.00729	0.7054 mg/L	0.01458	2.07%
Be 313.042†	3107.7	0.00180 mg/L	mg/L	0.000118	0.00359 mg/L	0.000236	6.55%
Ca 317.933†	896869.7	56.29 mg/L	mg/L	0.059	112.6 mg/L	0.12	0.10%
Cd 228.802†	230.5	0.00868 mg/L	mg/L	0.000083	0.01736 mg/L	0.000166	0.96%
Co 228.616†	2265.7	0.06196 mg/L	mg/L	0.000492	0.1239 mg/L	0.00098	0.79%
Cr 267.716†	2270.7	0.1709 mg/L	mg/L	0.00389	0.3418 mg/L	0.00777	2.27%
Cu 324.752†	67529.9	0.2833 mg/L	mg/L	0.00224	0.5666 mg/L	0.00448	0.79%
Fe 273.955†	367723.2	202.4 mg/L	mg/L	1.40	404.8 mg/L	2.79	0.69%
K 766.490†	14161.4	7.006 mg/L	mg/L	0.0298	14.01 mg/L	0.060	0.42%
Mg 279.077†	65984.5	44.70 mg/L	mg/L	0.199	89.39 mg/L	0.398	0.44%
Mn 257.610†	216596.5	2.057 mg/L	mg/L	0.0099	4.115 mg/L	0.0197	0.48%
Mo 202.031†	101.2	0.00543 mg/L	mg/L	0.000315	0.01086 mg/L	0.000631	5.81%
Na 589.592†	82832.8	5.740 mg/L	mg/L	0.0157	11.48 mg/L	0.031	0.27%
Na 330.237†	314.3	6.893 mg/L	mg/L	0.2948	13.79 mg/L	0.590	4.28%
Ni 231.604†	730.0	0.1527 mg/L	mg/L	0.00488	0.3055 mg/L	0.00975	3.19%
Pb 220.353†	1378.3	0.2114 mg/L	mg/L	0.00094	0.4228 mg/L	0.00189	0.45%
Sb 206.836†	58.5	0.02321 mg/L	mg/L	0.003451	0.04641 mg/L	0.006902	14.87%
Se 196.026†	-38.7	-0.00574 mg/L	mg/L	0.003257	-0.01149 mg/L	0.006514	56.72%
Si 288.158†	5418.7	2.449 mg/L	mg/L	0.0494	4.898 mg/L	0.0988	2.02%
Sn 189.927†	-12.7	0.00230 mg/L	mg/L	0.000536	0.00461 mg/L	0.001072	23.28%
Sr 421.552†	272615.2	0.2972 mg/L	mg/L	0.00122	0.5945 mg/L	0.00245	0.41%
Ti 334.903†	280174.6	7.655 mg/L	mg/L	0.0124	15.31 mg/L	0.025	0.16%
Tl 190.801†	-9.0	0.01797 mg/L	mg/L	0.003090	0.03595 mg/L	0.006180	17.19%
V 292.402†	50381.0	0.4486 mg/L	mg/L	0.00293	0.8973 mg/L	0.00585	0.65%
Zn 206.200†	9564.7	1.846 mg/L	mg/L	0.0431	3.692 mg/L	0.0863	2.34%

Sequence No.: 32
Sample ID: PB98 FSPK SWC

Autosampler Location: 329
Date Collected: 6/16/2009 11:54:43 AM
Data Type: Original

Dilution: 2X

Del

Nebulizer Parameters: PB98 FSPK SWC

Analyte Back Pressure Flow
All 225.0 kPa 0.75 L/min

Mean Data: PB98 FSPK SWC

Analyte	Mean Corrected Intensity	Conc. Units	Std.Dev.	Sample Conc. Units	Std.Dev.	RSD
ScA 357.253	1964644.9	98.61 %	0.384			0.39%
ScR 361.383	597782.6	99.93 %	1.641			1.64%
Ag 328.068†	109044.0	0.5060 mg/L	0.00124	1.012 mg/L	0.0025	0.24%
Al 308.215†	184135.4	99.99 mg/L	0.160	200.0 mg/L	0.32	0.16%
As 188.979†	2237.7	2.217 mg/L	0.0074	4.435 mg/L	0.0148	0.33%
B 249.677†	26.0	0.00146 mg/L	0.002362	0.00291 mg/L	0.004724	162.09%
Ba 233.527†	33527.1	2.430 mg/L	0.0467	4.861 mg/L	0.0934	1.92%
Be 313.042†	489412.6	0.5098 mg/L	0.00169	1.020 mg/L	0.0034	0.33%
Ca 317.933†	997951.7	62.63 mg/L	0.326	125.3 mg/L	0.65	0.52%
Cd 228.802†	11198.4	0.5275 mg/L	0.00317	1.055 mg/L	0.0063	0.60%
Co 228.616†	17218.9	0.5662 mg/L	0.00169	1.132 mg/L	0.0034	0.30%
Cr 267.716†	10959.0	0.7978 mg/L	0.01460	1.596 mg/L	0.0292	1.83%
Cu 324.752†	211015.2	0.8651 mg/L	0.00074	1.730 mg/L	0.0015	0.09%
Fe 273.955†	515473.9	283.7 mg/L	0.87	567.5 mg/L	1.73	0.30%
K 766.490†	32802.1	16.23 mg/L	0.027	32.46 mg/L	0.054	0.17%
Mg 279.077†	76872.5	52.06 mg/L	0.938	104.1 mg/L	1.88	1.80%
Mn 257.610†	317012.8	3.012 mg/L	0.0061	6.024 mg/L	0.0122	0.20%
Mo 202.031†	253.2	0.01443 mg/L	0.000161	0.02886 mg/L	0.000321	1.11%
Na 589.592†	238109.2	16.50 mg/L	0.051	33.00 mg/L	0.101	0.31%
Na 330.237†	857.8	17.88 mg/L	0.669	35.76 mg/L	1.337	3.74%
Ni 231.604†	3089.3	0.6460 mg/L	0.01381	1.292 mg/L	0.0276	2.14%
Pb 220.353†	15191.5	2.270 mg/L	0.0089	4.541 mg/L	0.0178	0.39%
Sb 206.836†	98.6	0.03271 mg/L	0.002149	0.06542 mg/L	0.004298	6.57%
Se 196.026†	2585.1	1.961 mg/L	0.0070	3.922 mg/L	0.0141	0.36%
Si 288.158†	3378.1	1.529 mg/L	0.0269	3.058 mg/L	0.0539	1.76%
Sn 189.927†	33.4	0.01144 mg/L	0.000576	0.02289 mg/L	0.001153	5.04%
Sr 421.552†	706082.6	0.7698 mg/L	0.00406	1.540 mg/L	0.0081	0.53%
Ti 334.903†	265238.4	7.245 mg/L	0.0467	14.49 mg/L	0.093	0.64%
Tl 190.801†	3152.8	1.934 mg/L	0.0071	3.867 mg/L	0.0142	0.37%
V 292.402†	101535.8	0.9158 mg/L	0.00237	1.832 mg/L	0.0047	0.26%
Zn 206.200†	16305.2	3.148 mg/L	0.0591	6.296 mg/L	0.1182	1.88%

Sequence No.: 33
Sample ID: PB44R F SWC

Autosampler Location: 330
Date Collected: 6/16/2009 11:57:16 AM
Data Type: Original

Dilution: 10X

Nebulizer Parameters: PB44R F SWC

Analyte Back Pressure Flow
All 225.0 kPa 0.75 L/min

Mean Data: PB44R F SWC

Analyte	Mean Corrected		Calib. Units	Std.Dev.	Sample		Std.Dev.	RSD
	Intensity	Conc.			Conc.	Units		
ScA 357.253	1969954.1	98.87	%	1.168				1.18%
ScR 361.383	599798.6	100.3	%	2.77				2.77%
Ag 328.068†	-57.4	-0.00027	mg/L	0.000101	-0.00269	mg/L	0.001009	37.46%
Al 308.215†	26132.7	14.19	mg/L	0.035	141.9	mg/L	0.35	0.25%
As 188.979†	46.2	0.03984	mg/L	0.003076	0.3984	mg/L	0.03076	7.72%
B 249.677†	276.2	0.02552	mg/L	0.000916	0.2552	mg/L	0.00916	3.59%
Ba 233.527†	642.5	0.03890	mg/L	0.001282	0.3890	mg/L	0.01282	3.30%
Be 313.042†	537.3	0.00038	mg/L	0.000061	0.00382	mg/L	0.000607	15.91%
Ca 317.933†	106987.9	6.714	mg/L	0.0283	67.14	mg/L	0.283	0.42%
Cd 228.802†	39.3	0.00036	mg/L	0.000238	0.00357	mg/L	0.002385	66.79%
Co 228.616†	791.1	0.02510	mg/L	0.000100	0.2510	mg/L	0.00100	0.40%
Cr 267.716†	1295.3	0.09988	mg/L	0.002051	0.9988	mg/L	0.02051	2.05%
Cu 324.752†	41484.5	0.1762	mg/L	0.00019	1.762	mg/L	0.0019	0.11%
Fe 273.955†	253326.0	139.4	mg/L	0.80	1394	mg/L	8.0	0.57%
K 766.490†	2655.6	1.314	mg/L	0.0086	13.14	mg/L	0.086	0.65%
Mg 279.077†	13087.5	8.831	mg/L	0.0314	88.31	mg/L	0.314	0.36%
Mn 257.610†	144566.8	1.374	mg/L	0.0024	13.74	mg/L	0.024	0.17%
Mo 202.031†	140.7	0.00832	mg/L	0.000099	0.08325	mg/L	0.000994	1.19%
Na 589.592†	38442.6	2.664	mg/L	0.0067	26.64	mg/L	0.067	0.25%
Na 330.237†	141.3	3.096	mg/L	0.1988	30.96	mg/L	1.988	6.42%
Ni 231.604†	361.2	0.07562	mg/L	0.001761	0.7562	mg/L	0.01761	2.33%
Pb 220.353†	96.0	0.00693	mg/L	0.001212	0.06926	mg/L	0.012121	17.50%
Sb 206.836†	32.3	0.01218	mg/L	0.002129	0.1218	mg/L	0.02129	17.47%
Se 196.026†	-23.7	-0.00073	mg/L	0.004223	-0.00733	mg/L	0.042227	576.14%
Si 288.158†	610.9	0.2762	mg/L	0.00968	2.762	mg/L	0.0968	3.51%
Sn 189.927†	74.8	0.01524	mg/L	0.000967	0.1524	mg/L	0.00967	6.35%
Sr 421.552†	77219.2	0.08419	mg/L	0.000071	0.8419	mg/L	0.00071	0.08%
Ti 334.903†	30057.7	0.8211	mg/L	0.00184	8.211	mg/L	0.0184	0.22%
Tl 190.801†	-18.1	0.00911	mg/L	0.003053	0.09115	mg/L	0.030529	33.49%
V 292.402†	6255.6	0.05097	mg/L	0.000364	0.5097	mg/L	0.00364	0.71%
Zn 206.200†	384.4	0.07417	mg/L	0.001086	0.7417	mg/L	0.01086	1.46%

Sequence No.: 34
Sample ID: PB44R G SWC

Autosampler Location: 331
Date Collected: 6/16/2009 12:00:45 PM
Data Type: Original

Dilution: 5X

Nebulizer Parameters: PB44R G SWC

Analyte Back Pressure Flow
All 224.0 kPa 0.75 L/min

Mean Data: PB44R G SWC

Analyte	Mean Corrected Intensity	Conc. Units	Calib.	Std.Dev.	Sample Conc. Units	Std.Dev.	RSD
ScA 357.253	1967882.9	98.77 %		0.756			0.77%
ScR 361.383	615385.6	102.9 %		3.22			3.13%
Ag 328.068†	-84.7	-0.00035 mg/L		0.000102	-0.00175 mg/L	0.000510	29.22%
Al 308.215†	169630.2	92.13 mg/L		0.206	460.6 mg/L	1.03	0.22%
As 188.979†	96.9	0.05421 mg/L		0.006284	0.2710 mg/L	0.03142	11.59%
B 249.677†	141.4	0.01298 mg/L		0.001223	0.06488 mg/L	0.006117	9.43%
Ba 233.527†	1031.6	0.06937 mg/L		0.001401	0.3468 mg/L	0.00701	2.02%
Be 313.042†	1536.8	0.00080 mg/L		0.000073	0.00400 mg/L	0.000365	9.12%
Ca 317.933†	721074.6	45.25 mg/L		0.078	226.3 mg/L	0.39	0.17%
Cd 228.802†	4.7	-0.00117 mg/L		0.000156	-0.00584 mg/L	0.000781	13.38%
Co 228.616†	1924.9	0.05495 mg/L		0.000698	0.2748 mg/L	0.00349	1.27%
Cr 267.716†	1270.8	0.09424 mg/L		0.000831	0.4712 mg/L	0.00416	0.88%
Cu 324.752†	50798.3	0.2098 mg/L		0.00102	1.049 mg/L	0.0051	0.49%
Fe 273.955†	191000.9	105.1 mg/L		0.78	525.7 mg/L	3.90	0.74%
K 766.490†	10064.2	4.979 mg/L		0.0362	24.90 mg/L	0.181	0.73%
Mg 279.077†	57109.6	38.71 mg/L		0.086	193.5 mg/L	0.43	0.22%
Mn 257.610†	200169.0	1.901 mg/L		0.0030	9.506 mg/L	0.0151	0.16%
Mo 202.031†	63.2	0.00328 mg/L		0.000288	0.01639 mg/L	0.001442	8.80%
Na 589.592†	262593.1	18.20 mg/L		0.053	90.99 mg/L	0.264	0.29%
Na 330.237†	884.7	19.41 mg/L		0.471	97.06 mg/L	2.356	2.43%
Ni 231.604†	524.5	0.1098 mg/L		0.00243	0.5489 mg/L	0.01216	2.22%
Pb 220.353†	-63.2	0.00157 mg/L		0.001401	0.00784 mg/L	0.007005	89.33%
Sb 206.836†	40.5	0.01609 mg/L		0.001461	0.08045 mg/L	0.007305	9.08%
Se 196.026†	-12.4	0.00199 mg/L		0.005912	0.00996 mg/L	0.029562	296.77%
Si 288.158†	735.7	0.3326 mg/L		0.00777	1.663 mg/L	0.0389	2.34%
Sn 189.927†	-22.7	-0.00099 mg/L		0.000448	-0.00497 mg/L	0.002239	45.04%
Sr 421.552†	237188.2	0.2586 mg/L		0.00113	1.293 mg/L	0.0056	0.44%
Ti 334.903†	193221.4	5.278 mg/L		0.0226	26.39 mg/L	0.113	0.43%
Tl 190.801†	12.4	0.01806 mg/L		0.000556	0.09029 mg/L	0.002778	3.08%
V 292.402†	27999.5	0.2492 mg/L		0.00184	1.246 mg/L	0.0092	0.74%
Zn 206.200†	2038.1	0.3929 mg/L		0.00674	1.965 mg/L	0.0337	1.72%

Sequence No.: 35
 Sample ID: PB44R H SWC

Autosampler Location: 332
 Date Collected: 6/16/2009 12:04:15 PM
 Data Type: Original

Dilution: 5X

Nebulizer Parameters: PB44R H SWC

Analyte Back Pressure Flow
 All 225.0 kPa 0.75 L/min

Mean Data: PB44R H SWC

Analyte	Mean Corrected Intensity	Conc. Units	Calib. Units	Std.Dev.	Sample Conc. Units	Std.Dev.	RSD
ScA 357.253	1950168.3	97.88	%	0.512			0.52%
ScR 361.383	603070.0	100.8	%	1.95			1.93%
Ag 328.068†	-159.9	-0.00070	mg/L	0.000265	-0.00351 mg/L	0.001327	37.83%
Al 308.215†	167133.2	90.77	mg/L	0.325	453.9 mg/L	1.63	0.36%
As 188.979†	125.7	0.06971	mg/L	0.000884	0.3486 mg/L	0.00442	1.27%
B 249.677†	226.1	0.02082	mg/L	0.000236	0.1041 mg/L	0.00118	1.14%
Ba 233.527†	1163.3	0.07918	mg/L	0.000915	0.3959 mg/L	0.00458	1.16%
Be 313.042†	1744.0	0.00107	mg/L	0.000034	0.00536 mg/L	0.000168	3.14%
Ca 317.933†	1037037.6	65.08	mg/L	0.126	325.4 mg/L	0.63	0.19%
Cd 228.802†	-1.0	-0.00152	mg/L	0.000233	-0.00762 mg/L	0.001167	15.31%
Co 228.616†	1814.4	0.05229	mg/L	0.000283	0.2614 mg/L	0.00142	0.54%
Cr 267.716†	1598.2	0.1176	mg/L	0.00027	0.5881 mg/L	0.00135	0.23%
Cu 324.752†	48307.7	0.1999	mg/L	0.00130	0.9995 mg/L	0.00652	0.65%
Fe 273.955†	188618.5	103.8	mg/L	0.26	519.1 mg/L	1.31	0.25%
K 766.490†	9064.7	4.485	mg/L	0.0336	22.42 mg/L	0.168	0.75%
Mg 279.077†	56136.6	38.05	mg/L	0.119	190.2 mg/L	0.59	0.31%
Mn 257.610†	172724.1	1.640	mg/L	0.0057	8.202 mg/L	0.0284	0.35%
Mo 202.031†	71.9	0.00359	mg/L	0.000452	0.01794 mg/L	0.002261	12.60%
Na 589.592†	251875.8	17.46	mg/L	0.017	87.28 mg/L	0.086	0.10%
Na 330.237†	882.4	19.09	mg/L	0.151	95.45 mg/L	0.756	0.79%
Ni 231.604†	599.9	0.1256	mg/L	0.00080	0.6278 mg/L	0.00398	0.63%
Pb 220.353†	-73.4	0.00048	mg/L	0.001015	0.00240 mg/L	0.005075	211.42%
Sb 206.836†	48.3	0.01884	mg/L	0.002387	0.09420 mg/L	0.011936	12.67%
Se 196.026†	-7.6	0.00543	mg/L	0.008726	0.02715 mg/L	0.043632	160.72%
Si 288.158†	1168.6	0.5282	mg/L	0.00362	2.641 mg/L	0.0181	0.68%
Sn 189.927†	-25.5	-0.00126	mg/L	0.001521	-0.00632 mg/L	0.007607	120.39%
Sr 421.552†	331074.9	0.3610	mg/L	0.00048	1.805 mg/L	0.0024	0.13%
Ti 334.903†	172422.5	4.705	mg/L	0.0169	23.52 mg/L	0.085	0.36%
Tl 190.801†	18.5	0.01992	mg/L	0.001274	0.09959 mg/L	0.006371	6.40%
V 292.402†	26117.3	0.2324	mg/L	0.00123	1.162 mg/L	0.0062	0.53%
Zn 206.200†	1063.1	0.2044	mg/L	0.00095	1.022 mg/L	0.0047	0.46%

=====
Analysis Begun

Start Time: 6/16/2009 12:08:29 PM

Plasma On Time: 6/16/2009 8:35:58 AM

Logged In Analyst: metals

Technique: ICP Continuous

Spectrometer Model: Optima 7300 DV, S/N 077C8121202 Autosampler Model: AS-93plus

Sample Information File: C:\pe\metals\Sample Information\CRISSET2.sif

Batch ID:

Results Data Set: I2090616

Results Library: C:\pe\metals\Results\Results.mdb

=====
Sequence No.: 1

Autosampler Location: 7

Sample ID: CV

Date Collected: 6/16/2009 12:08:30 PM

Data Type: Original

Dilution: 1X

Nebulizer Parameters: CV

Analyte	Back Pressure	Flow
All	225.0 kPa	0.75 L/min

Mean Data: CV

Analyte	Mean Corrected		Calib. Conc. Units	Std.Dev.	Sample		Std.Dev.	RSD
	Intensity				Conc. Units			
ScA 357.253	1997928.1		100.3 %	0.27				0.27%
ScR 361.383	602786.5		100.8 %	0.54				0.54%
Ag 328.068†	213560.9	0.9909	mg/L	0.00420	0.9909	mg/L	0.00420	0.42%
Al 308.215†	3798.2	2.030	mg/L	0.0412	2.030	mg/L	0.0412	2.03%
As 188.979†	2002.8	2.036	mg/L	0.0125	2.036	mg/L	0.0125	0.61%
B 249.677†	11068.9	1.023	mg/L	0.0100	1.023	mg/L	0.0100	0.98%
Ba 233.527†	14218.8	1.037	mg/L	0.0178	1.037	mg/L	0.0178	1.72%
Be 313.042†	997683.5	1.042	mg/L	0.0082	1.042	mg/L	0.0082	0.79%
Ca 317.933†	34497.2	2.165	mg/L	0.0247	2.165	mg/L	0.0247	1.14%
Cd 228.802†	21722.4	1.046	mg/L	0.0029	1.046	mg/L	0.0029	0.28%
Co 228.616†	30831.2	1.037	mg/L	0.0040	1.037	mg/L	0.0040	0.38%
Cr 267.716†	14553.5	1.043	mg/L	0.0141	1.043	mg/L	0.0141	1.36%
Cu 324.752†	250998.7	1.007	mg/L	0.0044	1.007	mg/L	0.0044	0.44%
Fe 273.955†	3701.1	2.022	mg/L	0.0226	2.022	mg/L	0.0226	1.12%
K 766.490†	39772.2	19.68	mg/L	0.139	19.68	mg/L	0.139	0.70%
Mg 279.077†	3085.3	2.098	mg/L	0.0209	2.098	mg/L	0.0209	1.00%
Mn 257.610†	106230.5	1.010	mg/L	0.0065	1.010	mg/L	0.0065	0.64%
Mo 202.031†	16344.8	0.9752	mg/L	0.00331	0.9752	mg/L	0.00331	0.34%
Na 589.592†	723735.7	50.16	mg/L	0.170	50.16	mg/L	0.170	0.34%
Na 330.237†	2424.8	51.89	mg/L	0.407	51.89	mg/L	0.407	0.79%
Ni 231.604†	4865.6	1.020	mg/L	0.0228	1.020	mg/L	0.0228	2.24%
Pb 220.353†	13603.0	2.034	mg/L	0.0070	2.034	mg/L	0.0070	0.34%
Sb 206.836†	4876.1	1.975	mg/L	0.0065	1.975	mg/L	0.0065	0.33%
Se 196.026†	2673.3	1.994	mg/L	0.0124	1.994	mg/L	0.0124	0.62%
Si 288.158†	4624.1	2.096	mg/L	0.0262	2.096	mg/L	0.0262	1.25%
Sn 189.927†	5090.8	1.004	mg/L	0.0045	1.004	mg/L	0.0045	0.45%
Sr 421.552†	963267.1	1.050	mg/L	0.0009	1.050	mg/L	0.0009	0.09%
Ti 334.903†	37708.1	1.029	mg/L	0.0078	1.029	mg/L	0.0078	0.76%
Tl 190.801†	3344.6	2.012	mg/L	0.0078	2.012	mg/L	0.0078	0.39%
V 292.402†	110349.4	1.014	mg/L	0.0042	1.014	mg/L	0.0042	0.41%
Zn 206.200†	5546.9	1.071	mg/L	0.0175	1.071	mg/L	0.0175	1.63%

Sequence No.: 2/
Sample ID: CB

Autosampler Location: 1
Date Collected: 6/16/2009 12:11:03 PM
Data Type: Original

Dilution: 1X

Nebulizer Parameters: CB

Analyte Back Pressure Flow
All 224.0 kPa 0.75 L/min

Mean Data: CB

Analyte	Mean Corrected Intensity	Conc.	Calib. Units	Std.Dev.	Sample Conc.	Units	Std.Dev.	RSD
ScA 357.253	2029870.8	101.9	%	0.57				0.56%
ScR 361.383	608813.5	101.8	%	0.61				0.60%
Ag 328.068†	42.5	0.00020	mg/L	0.000276	0.00020	mg/L	0.000276	139.92%
Al 308.215†	17.7	0.00960	mg/L	0.003571	0.00960	mg/L	0.003571	37.18%
As 188.979†	2.7	0.00279	mg/L	0.001166	0.00279	mg/L	0.001166	41.82%
B 249.677†	12.5	0.00115	mg/L	0.000805	0.00115	mg/L	0.000805	69.86%
Ba 233.527†	8.9	0.00065	mg/L	0.000384	0.00065	mg/L	0.000384	58.91%
Be 313.042†	100.6	0.00010	mg/L	0.000027	0.00010	mg/L	0.000027	26.58%
Ca 317.933†	35.0	0.00220	mg/L	0.001366	0.00220	mg/L	0.001366	62.20%
Cd 228.802†	8.8	0.00041	mg/L	0.000507	0.00041	mg/L	0.000507	123.47%
Co 228.616†	24.2	0.00081	mg/L	0.000695	0.00081	mg/L	0.000695	85.29%
Cr 267.716†	-3.4	-0.00024	mg/L	0.000514	-0.00024	mg/L	0.000514	210.60%
Cu 324.752†	234.7	0.00094	mg/L	0.000558	0.00094	mg/L	0.000558	59.27%
Fe 273.955†	8.7	0.00477	mg/L	0.002316	0.00477	mg/L	0.002316	48.53%
K 766.490†	-27.0	-0.01337	mg/L	0.023154	-0.01337	mg/L	0.023154	173.17%
Mg 279.077†	6.3	0.00425	mg/L	0.008892	0.00425	mg/L	0.008892	209.31%
Mn 257.610†	17.6	0.00017	mg/L	0.000043	0.00017	mg/L	0.000043	25.81%
Mo 202.031†	10.1	0.00060	mg/L	0.000589	0.00060	mg/L	0.000589	97.53%
Na 589.592†	111.3	0.00771	mg/L	0.000901	0.00771	mg/L	0.000901	11.68%
Na 330.237†	1.3	0.02774	mg/L	0.319082	0.02774	mg/L	0.319082	>999.9%
Ni 231.604†	3.8	0.00080	mg/L	0.000335	0.00080	mg/L	0.000335	41.94%
Pb 220.353†	4.5	0.00067	mg/L	0.000705	0.00067	mg/L	0.000705	105.44%
Sb 206.836†	6.0	0.00244	mg/L	0.001315	0.00244	mg/L	0.001315	53.81%
Se 196.026†	4.3	0.00320	mg/L	0.003255	0.00320	mg/L	0.003255	101.87%
Si 288.158†	2.0	0.00093	mg/L	0.002811	0.00093	mg/L	0.002811	302.59%
Sn 189.927†	5.7	0.00113	mg/L	0.000729	0.00113	mg/L	0.000729	64.43%
Sr 421.552†	40.2	0.00004	mg/L	0.000015	0.00004	mg/L	0.000015	33.48%
Ti 334.903†	-14.5	-0.00040	mg/L	0.000165	-0.00040	mg/L	0.000165	41.44%
Tl 190.801†	3.7	0.00226	mg/L	0.003603	0.00226	mg/L	0.003603	159.74%
V 292.402†	91.6	0.00084	mg/L	0.000627	0.00084	mg/L	0.000627	74.89%
Zn 206.200†	-6.9	-0.00133	mg/L	0.000847	-0.00133	mg/L	0.000847	63.67%

and pkg
46-16-09

Mercury Analysis Log

Analyst: MH
Instrument: CETAC

Date: 6-12-09
Page: 1 of 4

ARI Sample ID	Prep Code	Dilution	QC Data (ppb)	Comments
STD 0.0	SMM	1x		
" 0.1				
" 0.5				
" 1.0				
" 2.0				
" 5.0				
" 10.0				
ICV			8.03	%R=100 Begin CLP ✓
ICB			-0.02	✓
CCV1			4.01	%R=100 ✓
CCB1			-0.01	✓
CRA			0.09	✓
PB63 MBI			-0.02	✓
" MBISPK			2.13	%R=107 ✓
" A			0.27	
" ADUP			0.39	RPD=36.4 High X
" ASPK			1.32 1.32	%R=105 ✓
" B			MH 6-12-09	
" C				
" D				
" E				
CCV2			4.03	%R=101 ✓
CCB2			-0.01	✓
PB63 F				
" G				
" H				
" I				
CCV3			4.08	%R=102 ✓
CCB3			-0.02	✓
PB44 MBI	↓	↓	-0.01	✓

} Delete Confirmed

Chemical/Reagent ID:
10% SnCl₂: MP1695
Standard ID:
Standard: 2616-1

14% NH₂OH/NaCl: MP1672
ICV/CCV: 48-6

All corrections by MH

6/12/09

Mercury Analysis Log

Analyst: MH
Instrument: CETAC

Date: 6-12-09
Page: 2 of 4

ARI Sample ID	Prep Code	Dilution	QC Data (ppb)	Comments
PB44 MBISPK	SMM	1x	1.96	%R=98 ✓
" A			0.10	
" ADUP			0.05	No RPD-Undetected ✓
" ASPK			1.16	%R=116 ✓
" B				
" C				
" D				
" E				
" F				
CCV4			4.14	%R=104 ✓
CCB4			-0.01	✓
PB44 G				
" H				
" I				
" J				
" K				
" L				
" M				
" N				
" O				
PB63 A			0.27	
CCV5		4.22	4.22	%R=106 ✓
CCB5		0.01	-0.01	✓
PB65 ADUP			0.35	✓
" ASPK			1.28	%R=101 ✓
CCV6			4.14	%R=104 ✓
CCB6			-0.01	End CLP ✓
PB96 MB			-0.00	✓
" MBSK			2.04	%R=102 ✓
" A	✓	✓		

Chemical/Reagent ID:
10% SnCl₂: MP1695

14% NH₂OH/NaCl: MP1672
ICV/CCV: 48-6

Standard ID:
Standard: 2616-1

Metals Data Review Checklist

Method: ICP ICP-MS GFA CVA

Analysis Date: 6-12-09

	Analyst	Peer	Comment
Logbook:	MH 6-12	Blw 6-12	
Analyst, Date, Method info	✓	✓	
Sample ID's	✓	✓	
Standard/QC solution ID's recorded	✓	✓	
Prep codes	✓	✓	
Dilution factors	✓	✓	
Crossouts/Corrections/Deletions	✓	✓	
Calibration:			
Blank & Standard intensities	✓	/	
Standard deviations	✓	/	
Curve fit	✓	/	
Calibration Verification:			
ICV/CCV	✓	/	
ICB/CCB	✓	/	
Samples:			
RSD's & SD's	✓	/	
Internal Standards	—	—	
Carry-over	—	—	
Method QC:			
CRI/CRA	✓	/	
ICSA/ICSAB	—	—	
Post Spikes/Serial Dilutions	—	—	
Analytic Spikes	—	—	
Matrix QC:			
SRM/LCS	✓	✓	
Matrix Spikes	✓	/	
Matrix Duplicates	✓	/	
Method Blanks	✓	/	
Data Distribution:			
Requested elements/isotope identified	✓	/	
Correct samples identified for distribution	✓	/	
Raw data match distributed data	✓	/	
Data filename correct	✓	/	
Necessary Analysts Notes and CAF's	✓	/	PB98

Analyst
 Date Started Friday, June 12, 2009, 10:15:41
 Worksheet ARI 10ppb CALIB
 Comment

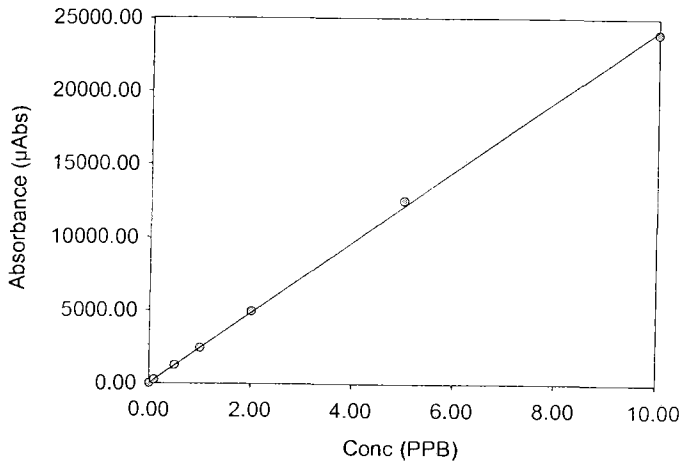
*low
6.12*

Sample ID	Analysis Time	Conc (PPB)	%RSD	Avg. μ Abs	Dilution	Flags
Std Tube 6	12-Jun-2009, 10:15	10.00	0.03	23700.00	1.00	

Information about this calibration could not be retrieved from the Master File.

Sample ID	Analysis Time	Conc (PPB)	%RSD	Avg. μ Abs	Dilution	Flags
Calibration Zero	12-Jun-2009, 10:17	0.00	25.80	3.47	1.00	
Standard #1	12-Jun-2009, 10:19	0.10	0.80	254.00	1.00	
Standard #2	12-Jun-2009, 10:21	0.50	0.24	1250.00	1.00	
Standard #3	12-Jun-2009, 10:22	1.00	0.12	2440.00	1.00	
Standard #4	12-Jun-2009, 10:24	2.00	0.04	4960.00	1.00	
Standard #5	12-Jun-2009, 10:26	5.00	0.14	12500.00	1.00	
Standard #6	12-Jun-2009, 10:27	10.00	0.05	24000.00	1.00	

Calibration Data



Int. Slope 0.000
 Slope 2421.983
 Correlation 0.99977

Sample ID	Analysis Time	Conc (PPB)	%RSD	Avg. μ Abs	Dilution	Flags
ICV	12-Jun-2009, 10:46	8.03	0.02	19500.00	1.00	<i>Begin CLP</i>
ICB	12-Jun-2009, 10:48	-0.02	4.10	-44.30	1.00	

Sample ID	Analysis Time	Conc (PPB)	%RSD	Avg. μ Abs	Dilution	Flags
QC Standard	12-Jun-2009, 10:49	4.01	0.05	9710.00	1.00	

Sample ID	Analysis Time	Conc (PPB)	%RSD	Avg. μ Abs	Dilution	Flags
QC Blank	12-Jun-2009, 10:51	-0.01	22.80	-15.60	1.00	

Sample ID	Analysis Time	Conc (PPB)	%RSD	Avg. μ Abs	Dilution	Flags
CRA	12-Jun-2009, 10:53	0.09	1.04	222.00	1.00	<i>X High RPD</i>
PB63 MB1 SMM	12-Jun-2009, 10:54	-0.02	8.40	-38.20	1.00	
PB63 MB1SPK SMM	12-Jun-2009, 10:56	2.13	0.09	5170.00	1.00	
PB63 A SMM	12-Jun-2009, 10:58	0.27	0.24	652.00	1.00	
PB63 ADUP SMM	12-Jun-2009, 10:59	0.39	0.60	948.00	1.00	
PB63 ASPK SMM	12-Jun-2009, 11:01	1.32	0.15	3200.00	1.00	
PB63 B SMM	12-Jun-2009, 11:02	0.23	0.37	561.00	1.00	
PB63 C SMM	12-Jun-2009, 11:04	0.27	0.19	652.00	1.00	
PB63 D SMM	12-Jun-2009, 11:06	0.06	1.03	146.00	1.00	
PB63 E SMM	12-Jun-2009, 11:07	0.19	0.88	456.00	1.00	

Sample ID	Analysis Time	Conc (PPB)	%RSD	Avg. μ Abs	Dilution	Flags
QC Standard	12-Jun-2009, 11:09	4.03	0.49	9750.00	1.00	

Analyst
 Date Started Friday, June 12, 2009, 11:11:06
 Worksheet ARI 10ppb CALIB
 Comment

Sample ID	Analysis Time	Conc (PPB)	%RSD	Avg. µAbs	Dilution	Flags
QC Blank	12-Jun-2009, 11:11	-0.01	4.28	-29.60	1.00	

Sample ID	Analysis Time	Conc (PPB)	%RSD	Avg. µAbs	Dilution	Flags
PB63 F SMM	12-Jun-2009, 11:12	0.18	0.28	425.00	1.00	
PB63 G SMM	12-Jun-2009, 11:14	0.04	1.72	99.00	1.00	
PB63 H SMM	12-Jun-2009, 11:15	0.25	0.24	596.00	1.00	
PB63 I SMM	12-Jun-2009, 11:17	0.33	0.23	810.00	1.00	

Sample ID	Analysis Time	Conc (PPB)	%RSD	Avg. µAbs	Dilution	Flags
QC Standard	12-Jun-2009, 11:19	4.08	0.52	9890.00	1.00	

Sample ID	Analysis Time	Conc (PPB)	%RSD	Avg. µAbs	Dilution	Flags
QC Blank	12-Jun-2009, 11:20	-0.02	8.05	-37.40	1.00	

Sample ID	Analysis Time	Conc (PPB)	%RSD	Avg. µAbs	Dilution	Flags
PB44 MB1 SMM	12-Jun-2009, 11:22	-0.01	18.80	-13.10	1.00	
PB44 MB1SPK SMM	12-Jun-2009, 11:24	1.96	0.03	4740.00	1.00	
PB44 A SMM	12-Jun-2009, 11:26	0.10	0.57	230.00	1.00	
PB44 ADUP SMM	12-Jun-2009, 11:27	0.05	3.12	132.00	1.00	
PB44 ASPK SMM	12-Jun-2009, 11:29	1.16	0.17	2800.00	1.00	
PB44 B SMM	12-Jun-2009, 11:30	0.06	1.07	153.00	1.00	
PB44 C SMM	12-Jun-2009, 11:32	0.14	0.48	328.00	1.00	
PB44 D SMM	12-Jun-2009, 11:34	0.26	0.32	625.00	1.00	
PB44 E SMM	12-Jun-2009, 11:35	0.19	1.04	450.00	1.00	
PB44 F SMM	12-Jun-2009, 11:37	0.22	0.48	532.00	1.00	

Sample ID	Analysis Time	Conc (PPB)	%RSD	Avg. µAbs	Dilution	Flags
QC Standard	12-Jun-2009, 11:38	4.14	0.13	10000.00	1.00	

Sample ID	Analysis Time	Conc (PPB)	%RSD	Avg. µAbs	Dilution	Flags
QC Blank	12-Jun-2009, 11:40	-0.01	14.20	-13.30	1.00	

Sample ID	Analysis Time	Conc (PPB)	%RSD	Avg. µAbs	Dilution	Flags
PB44 G SMM	12-Jun-2009, 11:42	0.06	1.93	148.00	1.00	
PB44 H SMM	12-Jun-2009, 11:43	0.08	1.61	195.00	1.00	
PB44 I SMM	12-Jun-2009, 11:45	0.10	1.35	242.00	1.00	
PB44 J SMM	12-Jun-2009, 11:47	0.17	1.18	409.00	1.00	
PB44 K SMM	12-Jun-2009, 11:48	0.26	0.30	636.00	1.00	
PB44 L SMM	12-Jun-2009, 11:50	0.23	0.42	562.00	1.00	
PB44 M SMM	12-Jun-2009, 11:51	0.24	0.17	584.00	1.00	
PB44 N SMM	12-Jun-2009, 11:53	0.24	0.34	583.00	1.00	
PB44 O SMM	12-Jun-2009, 11:55	0.24	0.44	576.00	1.00	
PB63 A SMM	12-Jun-2009, 11:56	0.27	0.37	652.00	1.00	

Sample ID	Analysis Time	Conc (PPB)	%RSD	Avg. µAbs	Dilution	Flags
QC Standard	12-Jun-2009, 11:58	4.22	0.46	10200.00	1.00	

Sample ID	Analysis Time	Conc (PPB)	%RSD	Avg. µAbs	Dilution	Flags
QC Blank	12-Jun-2009, 12:00	-0.01	3.11	-27.00	1.00	

Sample ID	Analysis Time	Conc (PPB)	%RSD	Avg. µAbs	Dilution	Flags
PB63 ADUP SMM	12-Jun-2009, 12:01	0.35	0.29	850.00	1.00	
PB63 ASPK SMM	12-Jun-2009, 12:03	1.28	0.13	3090.00	1.00	

PB44 : 01229

Mercury Standard Prep Log

Prep Code: SMM

Analyst: Dm

Bath Temp: 95°C

Instrument: CETAC

Date: 6-09-00

Start Time: 1750

End Time: 1820

Standard ID	Stock ID	Volume Added (mL)	Final Volume (mL)	Standard Conc. (µg/L)	Number Made
STD0	-	0.00	50.0	0.0	3
STD1	2615-15	0.01		0.1	2
STD2		0.05		0.5	2
STD3		0.10		1.0	2
STD4		0.20		2.0	2
STD5		0.50		5.0	2
STD6		1.00		10.0	2
CRA		0.01		0.1	1
ICB/CCB	-	0.00		0.0	3
ICV/LCS	48-6	0.08		8.0	2
CCV		0.04	50.0	4.0	3

Chemical/Reagent ID:

HNO₃: I4674

H₂SO₄: I4680

HCl: -

5% K₂S₂O₈: MP1670

5% KMnO₄: MP1671

Prep Code: SMM

Analyst: MH

Bath Temp: 95°C

Instrument: CETAC

Date: 6-11-09

Start Time: 1320

End Time: 1350

Standard ID	Stock ID	Volume Added (mL)	Final Volume (mL)	Standard Conc. (µg/L)	Number Made
STD0	-	0.00	50.0	0.0	3
STD1	2616-1	0.01		0.1	2
STD2		0.05		0.5	2
STD3		0.10		1.0	2
STD4		0.20		2.0	2
STD5		0.50		5.0	2
STD6		1.00		10.0	2
CRA		0.01		0.1	1
ICB/CCB	-	0.00		0.0	3
ICV/LCS	48-6	0.08		8.0	2
CCV		0.04	50.0	4.0	3

Chemical/Reagent ID:

HNO₃: I4674

H₂SO₄: I4680

HCl: -

5% K₂S₂O₈: MP1670

5% KMnO₄: MP1671



Mercury Digestion Log

Prep Code: Smm

Matrix: Soil

Analyst: DM

Date: 6-10-09

Bath Temp: 95°C

Start Time: 1940

End Time: 2010

ARI Sample ID	Sample Bottle #	BOD Bottle #	pH<2	Initial Weight (g) Volume (mL)	Final Volume (mL)	# KMnO ₄ Aliquots	CL P	Comments
PB44 A	5	-	-	0.278	50.0	1	Ⓟ	
" ADVP	5	-	-	0.279		1		
" ADFK	5	-	-	0.278		1		
" B	5	-	-	0.206		1		
" C	5	-	-	0.287		1		
" D	5	-	-	0.284		1		
" E	5	-	-	0.211		1		
" F	5	-	-	0.276		1		
" G	3	-	-	0.292		1		
" H	3	-	-	0.250		1		
" I	3	-	-	0.262		1		
" J	3	-	-	0.292		1		
" K	3	-	-	0.245		1		
" L	3	-	-	0.209		1		
" M	3	-	-	0.241		1		
" N	3	-	-	0.237		1		
" O	6	-	-	0.270		1		
" MBI	-	-	-	-		1		
" MBISPK	-	-	-	-	50.0	1	Ⓟ	
6-10-09 DM								

Chemical/Reagent ID:

HNO₃: I4474

H₂SO₄: I4460

HCl: -

5% K₂S₂O₈: MP1670

5% KMnO₄: MP1671

Digest Tube Lot: A8116095

Metals Analysis
Prep Logs

prepared
for

ENVIROMENTAL SCIENCE CORP.

Project: JELD-WEN NORD DOOR

ARI JOB NO: PB44

prepared
by

Analytical Resources, Inc.

PB44 : 01232



SPIKING LOG

Analyst: DS Date: 6.10.09 Final Volume 50 Sample ID PE44 ASPK MBSPK

Final Volume (Hg): 50

Precode:	ICP Routine	ICP No GFA	GFA
Spike Solution:	<u>SNC</u>		
Standard No.:	<u>203.2</u>		
Vol Added (mL):	<u>1.0</u>		
Ag	50 ✓		2.0
Al	200	200	
As	200 ✓		10
Ba	200	200	
Be	50	50	
Ca	1000	1000	
Cd	50 ✓		2.0
Co	50	50	
Cr	50 ✓	50	
Cu	50 ✓	50	
Fe	200	200	
K	1000	1000	
Mg	1000	1000	
Mn	50	50	
Na	1000	1000	
Ni	50	50	
Pb	200 ✓		10
Se	200		10
Sr	50	50	
Tl	200		10
V	50	50	
Zn	50 ✓	50	

ICP-MS #1	ICP-MS #2	ICP-MS Minerals
Ag	25	
Al		500
As	25	
Ba	25	
Be	25	
Ca		500
Cd	25	
Co	25	
Cr	25	
Cu	25	
Fe		500
K		500
Mg		500
Mn	25	
Mo		500
Na		
Ni	25	
Pb	25	
Sb		500
Se	80	
Tl	25	
U	25	
V	25	
Zn	80	

Element	Precode	Analysis	Stock Conc.	Stock Added	Std No.
Hg	<u>SMM</u>	CVA	1.0	<u>0.05</u>	<u>2543.3</u>
Hg MBSPK	<u>↓</u>	CVA	1.0	<u>0.1</u>	<u>↓</u>
Sb		ICP	2000		
Sb		GFA	100		
B		ICP	500		
Mo		ICP	500		
Si		ICP	10000		
Sn		ICP	500		
Ti		ICP	2000		

Additional Elements:

Element	Precode	Analysis	Stock Conc.	Stock Added	Std. No.

01200

SPIKING LOG

 Analyst: DM

 Date: 6.12.09

 Final Volume 50

 Sample ID P644R ASX MBSPK

Final Volume (Hg): _____

Precode:	ICP Routine	ICP No GFA	GFA
Spike Solution:			
Standard No.:			
Vol Added (mL):			
Ag	50 ✓		2.0
Al	200	200	
As	200 ✓		10
Ba	200	200	
Be	50	50	
Ca	1000	1000	
Cd	50 ✓		2.0
Co	50	50	
Cr	50 ✓	50	
Cu	50 ✓	50	
Fe	200	200	
K	1000	1000	
Mg	1000	1000	
Mn	50	50	
Na	1000	1000	
Ni	50	50	
Pb	200 ✓		10
Se	200		10
Sr	50	50	
Tl	200		10
V	50	50	
Zn	50 ✓	50	

ICP-MS #1	ICP-MS #2	ICP-MS Minerals
Ag	25	
Al		
As	25	500
Ba	25	
Be	25	
Ca		
Cd	25	500
Co	25	
Cr	25	
Cu	25	
Fe		500
K		500
Mg		500
Mn	25	
Mo		
Na		
Ni	25	500
Pb	25	
Sb		
Se	80	
Tl	25	
U	25	
V	25	
Zn	80	

Element	Precode	Analysis	Stock Conc.	Stock Added	Std No.
Hg		CVA	1.0		
Hg MBSPK		CVA	1.0		
Sb		ICP	2000		
Sb		GFA	100		
B		ICP	500		
Mo		ICP	500		
Si		ICP	10000		
Sn		ICP	500		
Ti		ICP	2000		

Additional Elements:

Element	Precode	Analysis	Stock Conc.	Stock Added	Std. No.



Analytical Resources, Incorporated
Analytical Chemists and Consultants

Digestion Log

Analyst: DM
Matrix: Soil

Date: 6-10-09
Block Temp: 94°C

ARI Sample ID	Btl #	pH<2	Prep Code: <u>SNL</u>		Prep Code:		Comments
			Initial Wt (g) Vol (mL)	Final Vol (mL)	Initial Wt (g) Vol (mL)	Final Vol (mL)	
PB44 A	5	-	1.086	50.0			
" ADUP	5	-	1.086				
" ASPK	5	-	1.090				
" B	5	-	1.084				
" C	5	-	1.048				
" D	5	-	1.027				
" E	5	-	1.074				
" F	5	-	1.009				
" G	3	-	1.026				
" H	3	-	1.073				
" I	3	-	1.091				
" J	5	-	1.045				
" K	3	-	1.014				
" L	3	-	1.030				
" M	5	-	1.084				
" N	3	-	1.042				
" O	6	-	1.051				
" MBI	-	-	-	↓			
" MBSPK	-	-	-	50.0			
6-10-09 DM							

Chemical/Reagent ID:

HNO₃: MP1488/I4274 HCl: I439A H₂O₂: I4647 Tube Lot #: APP1LS267



Analytical Resources, Incorporated
Analytical Chemists and Consultants

Digestion Log

Analyst: DM
Matrix: Soil

Date: 6-12-09
Block Temp: 90°C

ARI Sample ID	Btl #	pH<2	Prep Code: <u>SNK</u>		Prep Code:		Comments
			Initial Wt (g) -Vol (mL)	Final Vol (mL)	Initial Wt (g) Vol (mL)	Final Vol (mL)	
PB44R A	5	-	1.098	50.0			
" ADVP	5	-	1.097				
" ASPX	5	-	1.096				
" B	6	-	1.068				
" C	5	-	1.052				
" D	5	-	1.014				
" E	5	-	1.022				
" F	5	-	1.002				
" G	3	-	1.058				
" H	3	-	1.060				
" I	3	-	1.065				
" J	3	-	1.078				
" K	3	-	1.043				
" L	3	-	1.030				
" M	3	-	1.024				
" N	3	-	1.056				
" O	3	-	1.067				
" MBI	-	-	-				
" MBI SPX	-	-	-	50.0			
6-12-09 DM							

Chemical/Reagent ID:

HNO₃: MP1486/14674 HCl: I4309 H₂O₂: I4647 Tube Lot #: AP01LS267



Analytical Resources, Incorporated
Analytical Chemists and Consultants

Mercury Digestion Log

Prep Code: SMM

Matrix: Soil

Analyst: DM

Date: 6-10-09

Bath Temp: 95°C

Start Time: 1940

End Time: 2010

ARI Sample ID	Sample Bottle #	BOD Bottle #	pH<2	Initial Weight (g) Volume (mL)	Final Volume (mL)	# KMnO ₄ Aliquots	CL P	Comments
PB44 A	5	-	-	0.278	50.0	1	①	
" ADVP	5	-	-	0.279		1		
" ADPK	5	-	-	0.278		1		
" B	5	-	-	0.206		1		
" C	5	-	-	0.287		1		
" D	5	-	-	0.284		1		
" E	5	-	-	0.211		1		
" F	5	-	-	0.276		1		
" G	3	-	-	0.292		1		
" H	3	-	-	0.250		1		
" I	3	-	-	0.262		1		
" J	3	-	-	0.292		1		
" K	3	-	-	0.245		1		
" L	3	-	-	0.209		1		
" M	3	-	-	0.241		1		
" N	3	-	-	0.237		1		
" O	6	-	-	0.270		1		
" MBI	-	-	-	-		1		
" MBISPK	-	-	-	-	50.0	1	①	
				6-10-09 DM				

Chemical/Reagent ID:

HNO₃: I4414

H₂SO₄: I4460

HCl: -

5% K₂S₂O₈: MP1170

5% KMnO₄: MP1171

Digest Tube Lot: AB116095



Metals Total Solids

Oven in:

Analyst: DM Date: 6-10-09 Time: 1840 Temp: 100°C

Oven out:

Analyst: MH Date: 6/11/09 Time: 1150 Temp: 101°C

ARI Sample ID	Tare Weight (g)	Tare + Sample Wet (g)	Tare + Sample Dry (g)	Comments
PB44 A	0.969	10.865	8.269	
" B	0.986	10.398	7.706	
" C	0.984	10.304	7.361	
" D	0.979	10.729	8.445	
" E	0.976	10.857	5.786	
" F	1.000	10.579	6.436	
" G	0.966	10.549	8.290	
" H	0.982	10.304	8.505	
" I	0.981	10.488	8.373	
" J	1.002	10.421	7.396	
" K	0.933	10.815	5.914	
" L	0.984	10.489	5.840	
" M	0.975	10.950	5.512	
" N	0.937	10.609	5.652	
" O	1.007	10.732	6.628	
		6-10-09 DM		



CORRECTIVE ACTIONS - Inorganic Analyses

Criteria Flagged	
ARI Project No.: <u>PB44</u>	Client Name: <u>Envir. Sci.</u>
Date of Out-of-Control Event: <u>6.12.09</u>	Method/Element: <u>ICP</u>
Unacceptable Blank <input type="checkbox"/>	Prep Code: <u>SWC</u>
Unacceptable Duplicate <input type="checkbox"/>	Other: _____
Unacceptable Spike <input type="checkbox"/>	_____
Unacceptable Reference <input checked="" type="checkbox"/>	_____
Details of Problem/Recommended Corrective Action: <u>PB44 MBISDH all low %Rs 72-79%</u> <u>run twice</u>	
Samples Affected: _____ _____ _____	
Corrective Action Taken: <u>redo all</u> <u>swc</u> <u>for all</u>	

Analyst: [Signature] Supervisor: _____
 Date: 6.12.09 Date: _____



CORRECTIVE ACTIONS - Inorganic Analyses

Criteria Flagged

ARI Project No.: PB44R Client Name: ENVIRONMENTAL SCIENCES

Date of Out-of-Control Event: 6-16-09 Method/Element: ICP

Unacceptable Blank Prep Code: SWC

Unacceptable Duplicate Other: _____

Unacceptable Spike

Unacceptable Reference

Details of Problem/Recommended Corrective Action:

poor RPD's for Cr Pb + Zn

	Cr	Pb	Zn
A	0.1586	0.0645	0.2697
ADup	0.2214	0.1976	0.4280
RPD	33%	98%	45%

run twice

Samples Affected: _____

Corrective Action Taken: *[Signature]*

Analyst: *[Signature]*

Date: 6-17-09

Supervisor: *[Signature]*

Date: 6-17-09

General Chemistry Analysis
QC Summary Data

prepared
for

ENVIROMENTAL SCIENCE CORP.

Project: JELD-WEN NORD DOOR

ARI JOB NO: PB44

prepared
by

Analytical Resources, Inc.

MS/MSD RESULTS-CONVENTIONALS
PB44-ENVIROMENTAL SCIENCE CORP.



Matrix: Sediment
Data Release Authorized
Reported: 06/12/09

A handwritten signature in black ink, appearing to be 'M. J. ...', is written over the 'Data Release Authorized' text.

Project: JELD-WEN NORD DOOR
Event: NA
Date Sampled: 06/04/09
Date Received: 06/04/09

Analyte	Date	Units	Sample	Spike	Spike Added	Recovery
ARI ID: PB44A Client ID: 3SED4-A						
N-Ammonia	06/09/09	mg-N/kg	5.09	126	119	101.5%
Sulfide	06/08/09	mg/kg	< 1.44	147	159	92.5%
ARI ID: PB44K Client ID: 3SED7-B						
Total Organic Carbon	06/11/09	Percent	2.51	5.32	2.84	99.0%

REPLICATE RESULTS-CONVENTIONALS
 PB44-ENVIROMENTAL SCIENCE CORP.




Matrix: Sediment
 Data Release Authorized
 Reported: 06/12/09

Project: JELD-WEN NORD DOOR
 Event: NA
 Date Sampled: 06/04/09
 Date Received: 06/04/09

Analyte	Date	Units	Sample	Replicate(s)	RPD/RSD
ARI ID: PB44A Client ID: 3SED4-A					
Preserved Total Solids	06/08/09	Percent	79.60	77.10 78.90	1.6%
N-Ammonia	06/09/09	mg-N/kg	5.09	5.06 5.03	0.6%
Sulfide	06/08/09	mg/kg	< 1.44	< 1.40	NA
ARI ID: PB44K Client ID: 3SED7-B					
Total Solids	06/05/09	Percent	51.00	50.70 50.40	0.6%
Total Volatile Solids	06/05/09	Percent	8.24	7.98 8.17	1.7%
Total Organic Carbon	06/11/09	Percent	2.51	2.44 2.22	6.3%

LAB CONTROL RESULTS-CONVENTIONALS
PB44-ENVIROMENTAL SCIENCE CORP.




Matrix: Sediment
Data Release Authorized: 
Reported: 06/12/09

Project: JELD-WEN NORD DOOR
Event: NA
Date Sampled: NA
Date Received: NA

Analyte	Date	Units	LCS	Spike Added	Recovery
Sulfide	06/08/09	mg/kg	5.91	5.84	101.2%
	06/08/09		5.31	5.84	90.9%
Total Organic Carbon	06/10/09	Percent	0.501	0.500	100.2%
	06/11/09		0.488	0.500	97.6%

METHOD BLANK RESULTS-CONVENTIONALS
PB44-ENVIROMENTAL SCIENCE CORP.




Matrix: Sediment
Data Release Authorized: 
Reported: 06/12/09

Project: JELD-WEN NORD DOOR
Event: NA
Date Sampled: NA
Date Received: NA

Analyte	Date	Units	Blank
Total Solids	06/05/09	Percent	< 0.01 U
Preserved Total Solids	06/08/09	Percent	< 0.01 U
Total Volatile Solids	06/05/09	Percent	< 0.01 U
N-Ammonia	06/09/09	mg-N/kg	< 0.10 U
Sulfide	06/08/09 06/08/09	mg/kg	< 1.00 U < 0.05 U
Total Organic Carbon	06/10/09 06/11/09	Percent	< 0.020 U < 0.020 U

STANDARD REFERENCE RESULTS-CONVENTIONALS
PB44-ENVIROMENTAL SCIENCE CORP.



Matrix: Sediment
Data Release Authorized: 
Reported: 06/12/09

Project: JELD-WEN NORD DOOR
Event: NA
Date Sampled: NA
Date Received: NA

Analyte/SRM ID	Date	Units	SRM	True Value	Recovery
N-Ammonia SPEX 28-24AS	06/09/09	mg-N/kg	104	100	104.0%
Total Organic Carbon NIST #8704	06/10/09 06/11/09	Percent	3.25 3.07	3.35 3.35	97.0% 91.6%

General Chemistry Analysis
Sample Data

prepared
for

ENVIROMENTAL SCIENCE CORP.

Project: JELD-WEN NORD DOOR

ARI JOB NO: PB44


prepared
by

Analytical Resources, Inc.

PB44 : 01247

SAMPLE RESULTS--CONVENTIONALS
PB44-ENVIROMENTAL SCIENCE CORP.



Matrix: Sediment
Data Release Authorized: 
Reported: 06/12/09

Project: JELD-WEN NORD DOOR
Event: NA
Date Sampled: 06/04/09
Date Received: 06/04/09

Client ID: 3SED4-A
ARI ID: 09-12787 PB44A

Analyte	Date	Method	Units	RL	Sample
Total Solids	06/05/09 060509#1	EPA 160.3	Percent	0.01	78.80
Preserved Total Solids	06/08/09 060809#1	EPA 160.3	Percent	0.01	79.60
Total Volatile Solids	06/05/09 060509#1	EPA 160.4	Percent	0.01	1.71
N-Ammonia	06/09/09	EPA 350.1M	mg-N/kg	0.13	5.09
Sulfide	06/08/09 060809#2	EPA 376.2	mg/kg	1.44	< 1.44 U
Total Organic Carbon	06/10/09 061009#1	Plumb,1981	Percent	0.020	1.56

RL Analytical reporting limit
U Undetected at reported detection limit

Ammonia determined on 2N KCl extracts.

SAMPLE RESULTS-CONVENTIONALS
PB44-ENVIROMENTAL SCIENCE CORP.



Matrix: Sediment
Data Release Authorized: *[Signature]*
Reported: 06/12/09

Project: JELD-WEN NORD DOOR
Event: NA
Date Sampled: 06/04/09
Date Received: 06/04/09

Client ID: 3SED4-B
ARI ID: 09-12788 PB44B


Analyte	Date	Method	Units	RL	Sample
Total Solids	06/05/09 060509#1	EPA 160.3	Percent	0.01	74.00
Preserved Total Solids	06/08/09 060809#1	EPA 160.3	Percent	0.01	74.30
Total Volatile Solids	06/05/09 060509#1	EPA 160.4	Percent	0.01	1.99
N-Ammonia	06/09/09 060909#1	EPA 350.1M	mg-N/kg	0.13	6.93
Sulfide	06/08/09 060809#2	EPA 376.2	mg/kg	1.45	1.45
Total Organic Carbon	06/10/09 061009#1	Plumb,1981	Percent	0.020	0.740

RL Analytical reporting limit
U Undetected at reported detection limit

Ammonia determined on 2N KCl extracts.

SAMPLE RESULTS-CONVENTIONALS
PB44-ENVIROMENTAL SCIENCE CORP.



Matrix: Sediment
Data Release Authorized: 
Reported: 06/12/09

Project: JELD-WEN NORD DOOR
Event: NA
Date Sampled: 06/04/09
Date Received: 06/04/09

Client ID: 3SED4-C
ARI ID: 09-12789 PB44C

Analyte	Date	Method	Units	RL	Sample
Total Solids	06/05/09 060509#1	EPA 160.3	Percent	0.01	72.70
Preserved Total Solids	06/08/09 060809#1	EPA 160.3	Percent	0.01	71.10
Total Volatile Solids	06/05/09 060509#1	EPA 160.4	Percent	0.01	2.37
N-Ammonia	06/09/09 060909#1	EPA 350.1M	mg-N/kg	0.13	6.96
Sulfide	06/08/09 060809#2	EPA 376.2	mg/kg	7.74	42.9
Total Organic Carbon	06/10/09 061009#1	Plumb, 1981	Percent	0.020	1.17

RL Analytical reporting limit
U Undetected at reported detection limit

Ammonia determined on 2N KCl extracts.

SAMPLE RESULTS-CONVENTIONALS
PB44-ENVIROMENTAL SCIENCE CORP.



Matrix: Sediment
Data Release Authorized: *[Signature]*
Reported: 06/12/09

Project: JELD-WEN NORD DOOR
Event: NA
Date Sampled: 06/04/09
Date Received: 06/04/09

Client ID: 3SED3-A
ARI ID: 09-12790 PB44D

Analyte	Date	Method	Units	RL	Sample
Total Solids	06/05/09 060509#1	EPA 160.3	Percent	0.01	79.50
Preserved Total Solids	06/08/09 060809#1	EPA 160.3	Percent	0.01	80.70
Total Volatile Solids	06/05/09 060509#1	EPA 160.4	Percent	0.01	3.23
N-Ammonia	06/09/09 060909#1	EPA 350.1M	mg-N/kg	0.12	0.48
Sulfide	06/08/09 060809#2	EPA 376.2	mg/kg	1.29	3.39
Total Organic Carbon	06/10/09 061009#1	Plumb,1981	Percent	0.020	6.65

RL Analytical reporting limit
U Undetected at reported detection limit

Ammonia determined on 2N KCl extracts.

SAMPLE RESULTS-CONVENTIONALS
PB44-ENVIROMENTAL SCIENCE CORP.



Matrix: Sediment
Data Release Authorized
Reported: 06/12/09

A handwritten signature in black ink, appearing to be 'J. J.', written over the 'Data Release Authorized' text.

Project: JELD-WEN NORD DOOR
Event: NA
Date Sampled: 06/04/09
Date Received: 06/04/09

Client ID: 3SED3-B
ARI ID: 09-12791 PB44E


Analyte	Date	Method	Units	RL	Sample
Total Solids	06/05/09 060509#1	EPA 160.3	Percent	0.01	54.20
Preserved Total Solids	06/08/09 060809#1	EPA 160.3	Percent	0.01	53.70
Total Volatile Solids	06/05/09 060509#1	EPA 160.4	Percent	0.01	6.04
N-Ammonia	06/09/09 060909#1	EPA 350.1M	mg-N/kg	0.17	4.95
Sulfide	06/08/09 060809#2	EPA 376.2	mg/kg	9.42	59.2
Total Organic Carbon	06/10/09 061009#1	Plumb,1981	Percent	0.020	2.06

RL Analytical reporting limit
U Undetected at reported detection limit

Ammonia determined on 2N KCl extracts.

SAMPLE RESULTS-CONVENTIONALS
PB44-ENVIROMENTAL SCIENCE CORP.



Matrix: Sediment
Data Release Authorized: 
Reported: 06/12/09

Project: JELD-WEN NORD DOOR
Event: NA
Date Sampled: 06/04/09
Date Received: 06/04/09

Client ID: 3SED3-C
ARI ID: 09-12792 PB44F

Analyte	Date	Method	Units	RL	Sample
Total Solids	06/05/09 060509#1	EPA 160.3	Percent	0.01	52.80
Preserved Total Solids	06/08/09 060809#1	EPA 160.3	Percent	0.01	58.50
Total Volatile Solids	06/05/09 060509#1	EPA 160.4	Percent	0.01	7.48
N-Ammonia	06/09/09 060909#1	EPA 350.1M	mg-N/kg	0.19	9.40
Sulfide	06/08/09 060809#2	EPA 376.2	mg/kg	9.54	67.5
Total Organic Carbon	06/10/09 061009#1	Plumb,1981	Percent	0.020	2.91

RL Analytical reporting limit
U Undetected at reported detection limit

Ammonia determined on 2N KCl extracts.

SAMPLE RESULTS-CONVENTIONALS
PB44-ENVIROMENTAL SCIENCE CORP.



Matrix: Sediment
Data Release Authorized
Reported: 06/12/09

A handwritten signature in black ink, appearing to be 'M' or 'J', written over the 'Data Release Authorized' text.

Project: JELD-WEN NORD DOOR
Event: NA
Date Sampled: 06/04/09
Date Received: 06/04/09

Client ID: 3SED6-A
ARI ID: 09-12793 PB44G

Analyte	Date	Method	Units	RL	Sample
Total Solids	06/05/09 060509#1	EPA 160.3	Percent	0.01	78.10
Preserved Total Solids	06/08/09 060809#1	EPA 160.3	Percent	0.01	79.10
Total Volatile Solids	06/05/09 060509#1	EPA 160.4	Percent	0.01	2.71
N-Ammonia	06/09/09 060909#1	EPA 350.1M	mg-N/kg	0.12	1.08
Sulfide	06/08/09 060809#2	EPA 376.2	mg/kg	1.28	< 1.28 U
Total Organic Carbon	06/11/09 061109#1	Plumb,1981	Percent	0.020	0.922

RL Analytical reporting limit
U Undetected at reported detection limit

Ammonia determined on 2N KCl extracts.

SAMPLE RESULTS-CONVENTIONALS
PB44-ENVIROMENTAL SCIENCE CORP.



Matrix: Sediment
Data Release Authorized
Reported: 06/12/09

Project: JELD-WEN NORD DOOR
Event: NA
Date Sampled: 06/04/09
Date Received: 06/04/09

Client ID: 3SED6-B
ARI ID: 09-12794 PB44H


Analyte	Date	Method	Units	RL	Sample
Total Solids	06/05/09 060509#1	EPA 160.3	Percent	0.01	87.80
Preserved Total Solids	06/08/09 060809#1	EPA 160.3	Percent	0.01	82.40
Total Volatile Solids	06/05/09 060509#1	EPA 160.4	Percent	0.01	3.21
N-Ammonia	06/09/09 060909#1	EPA 350.1M	mg-N/kg	0.11	0.11
Sulfide	06/08/09 060809#2	EPA 376.2	mg/kg	1.11	< 1.11 U
Total Organic Carbon	06/11/09 061109#1	Plumb,1981	Percent	0.020	0.289

RL Analytical reporting limit
U Undetected at reported detection limit

Ammonia determined on 2N KCl extracts.

SAMPLE RESULTS-CONVENTIONALS
PB44-ENVIROMENTAL SCIENCE CORP.



Matrix: Sediment
Data Release Authorized: 
Reported: 06/12/09

Project: JELD-WEN NORD DOOR
Event: NA
Date Sampled: 06/04/09
Date Received: 06/04/09

Client ID: 3SED6-C
ARI ID: 09-12795 PB44I

Analyte	Date	Method	Units	RL	Sample
Total Solids	06/05/09 060509#1	EPA 160.3	Percent	0.01	84.20
Preserved Total Solids	06/08/09 060809#1	EPA 160.3	Percent	0.01	77.00
Total Volatile Solids	06/05/09 060509#1	EPA 160.4	Percent	0.01	3.50
N-Ammonia	06/09/09 060909#1	EPA 350.1M	mg-N/kg	0.12	0.17
Sulfide	06/08/09 060809#2	EPA 376.2	mg/kg	1.36	< 1.36 U
Total Organic Carbon	06/11/09 061109#1	Plumb,1981	Percent	0.020	0.686

RL Analytical reporting limit
U Undetected at reported detection limit

Ammonia determined on 2N KCl extracts.

SAMPLE RESULTS-CONVENTIONALS
PB44-ENVIROMENTAL SCIENCE CORP.



Matrix: Sediment
Data Release Authorized:
Reported: 06/12/09

Project: JELD-WEN NORD DOOR
Event: NA
Date Sampled: 06/04/09
Date Received: 06/04/09

Client ID: 3SED7-A
ARI ID: 09-12796 PB44J

Analyte	Date	Method	Units	RL	Sample
Total Solids	06/05/09 060509#1	EPA 160.3	Percent	0.01	82.40
Preserved Total Solids	06/08/09 060809#1	EPA 160.3	Percent	0.01	69.50
Total Volatile Solids	06/05/09 060509#1	EPA 160.4	Percent	0.01	3.59
N-Ammonia	06/09/09 060909#1	EPA 350.1M	mg-N/kg	0.12	2.82
Sulfide	06/08/09 060809#2	EPA 376.2	mg/kg	1.60	29.2
Total Organic Carbon	06/11/09 061109#1	Plumb,1981	Percent	0.020	2.20

RL Analytical reporting limit
U Undetected at reported detection limit

Ammonia determined on 2N KCl extracts.

SAMPLE RESULTS-CONVENTIONALS
PB44-ENVIROMENTAL SCIENCE CORP.



Matrix: Sediment
Data Release Authorized: *W*
Reported: 06/12/09

Project: JELD-WEN NORD DOOR
Event: NA
Date Sampled: 06/04/09
Date Received: 06/04/09

Client ID: 3SED7-B
ARI ID: 09-12797 PB44K

Analyte	Date	Method	Units	RL	Sample
Total Solids	06/05/09 060509#1	EPA 160.3	Percent	0.01	51.00
Preserved Total Solids	06/08/09 060809#1	EPA 160.3	Percent	0.01	49.00
Total Volatile Solids	06/05/09 060509#1	EPA 160.4	Percent	0.01	8.24
N-Ammonia	06/09/09 060909#1	EPA 350.1M	mg-N/kg	0.18	2.82
Sulfide	06/08/09 060809#2	EPA 376.2	mg/kg	11.5	82.1
Total Organic Carbon	06/11/09 061109#1	Plumb, 1981	Percent	0.020	2.51

RL Analytical reporting limit
U Undetected at reported detection limit

Ammonia determined on 2N KCl extracts.

SAMPLE RESULTS-CONVENTIONALS
PB44-ENVIROMENTAL SCIENCE CORP.



Matrix: Sediment
Data Release Authorized: *[Signature]*
Reported: 06/12/09

Project: JELD-WEN NORD DOOR
Event: NA
Date Sampled: 06/04/09
Date Received: 06/04/09

Client ID: 3SED7-C
ARI ID: 09-12798 PB44L


Analyte	Date	Method	Units	RL	Sample
Total Solids	06/05/09 060509#1	EPA 160.3	Percent	0.01	54.20
Preserved Total Solids	06/08/09 060809#1	EPA 160.3	Percent	0.01	49.90
Total Volatile Solids	06/05/09 060509#1	EPA 160.4	Percent	0.01	6.87
N-Ammonia	06/09/09 060909#1	EPA 350.1M	mg-N/kg	0.18	6.23
Sulfide	06/08/09 060809#2	EPA 376.2	mg/kg	9.60	51.8
Total Organic Carbon	06/11/09 061109#1	Plumb,1981	Percent	0.020	2.66

RL Analytical reporting limit
U Undetected at reported detection limit

Ammonia determined on 2N KCl extracts.

SAMPLE RESULTS-CONVENTIONALS
PB44-ENVIROMENTAL SCIENCE CORP.



Matrix: Sediment
Data Release Authorized: 
Reported: 06/12/09

Project: JELD-WEN NORD DOOR
Event: NA
Date Sampled: 06/04/09
Date Received: 06/04/09

Client ID: 3SED9-A
ARI ID: 09-12799 PB44M

Analyte	Date	Method	Units	RL	Sample
Total Solids	06/05/09 060509#1	EPA 160.3	Percent	0.01	46.10
Preserved Total Solids	06/08/09 060809#1	EPA 160.3	Percent	0.01	43.80
Total Volatile Solids	06/05/09 060509#1	EPA 160.4	Percent	0.01	9.36
N-Ammonia	06/09/09 060909#1	EPA 350.1M	mg-N/kg	0.22	11.3
Sulfide	06/08/09 060809#2	EPA 376.2	mg/kg	43.3	324
Total Organic Carbon	06/11/09 061109#1	Plumb,1981	Percent	0.020	1.37

RL Analytical reporting limit
U Undetected at reported detection limit

Ammonia determined on 2N KCl extracts.

SAMPLE RESULTS-CONVENTIONALS
PB44-ENVIROMENTAL SCIENCE CORP.



Matrix: Sediment
Data Release Authorized
Reported: 06/12/09

A handwritten signature in black ink, appearing to be 'ML' or similar initials, written over the 'Data Release Authorized' text.

Project: JELD-WEN NORD DOOR
Event: NA
Date Sampled: 06/04/09
Date Received: 06/04/09

Client ID: 3SED9-B
ARI ID: 09-12800 PB44N

Analyte	Date	Method	Units	RL	Sample
Total Solids	06/05/09 060509#1	EPA 160.3	Percent	0.01	50.60
Preserved Total Solids	06/08/09 060809#1	EPA 160.3	Percent	0.01	56.40
Total Volatile Solids	06/05/09 060509#1	EPA 160.4	Percent	0.01	7.39
N-Ammonia	06/09/09 060909#1	EPA 350.1M	mg-N/kg	0.19	6.26
Sulfide	06/08/09 060809#2	EPA 376.2	mg/kg	38.1	162
Total Organic Carbon	06/11/09 061109#1	Plumb,1981	Percent	0.020	1.24

RL Analytical reporting limit
U Undetected at reported detection limit

Ammonia determined on 2N KCl extracts.

SAMPLE RESULTS-CONVENTIONALS
PB44-ENVIROMENTAL SCIENCE CORP.



Matrix: Sediment
Data Release Authorized: *[Signature]*
Reported: 06/12/09

Project: JELD-WEN NORD DOOR
Event: NA
Date Sampled: 06/04/09
Date Received: 06/04/09

Client ID: 3SED9-C
ARI ID: 09-12801 PB440

Analyte	Date	Method	Units	RL	Sample
Total Solids	06/05/09 060509#1	EPA 160.3	Percent	0.01	56.00
Preserved Total Solids	06/08/09 060809#1	EPA 160.3	Percent	0.01	47.80
Total Volatile Solids	06/05/09 060509#1	EPA 160.4	Percent	0.01	6.29
N-Ammonia	06/09/09 060909#1	EPA 350.1M	mg-N/kg	0.17	6.88
Sulfide	06/08/09 060809#2	EPA 376.2	mg/kg	48.5	328
Total Organic Carbon	06/11/09 061109#1	Plumb,1981	Percent	0.020	3.98

RL Analytical reporting limit
U Undetected at reported detection limit

Ammonia determined on 2N KCl extracts.

General Chemistry Analysis
Instrument Raw Data

prepared
for

ENVIROMENTAL SCIENCE CORP.

Project: JELD-WEN NORD DOOR

ARI JOB NO: PB44

prepared
by

Analytical Resources, Inc.

6-8-09

TOTAL SOLIDS/VOLATILE SOLIDS (TS / TVS) BENCHSHEET
 SOLIDS (dry at 104 (12-24 hr) then combust at 550 (30 min))

DATE: 6/5/2009 18:30

ANALYST: CDE/BL

Batch drying time		CV-02		CV-02		CV-02		CV-02		CV-02		CV-02	
record times as mm/dd/yy hh:mm		6/5/09 17:00	6/5/09 15:44	6/5/09 9:05	6/6/09 9:20	6/6/09 10:20	6/6/09 9:20	6/6/09 10:20	6/6/09 9:20	6/6/09 10:20	6/6/09 10:20	6/6/09 9:20	6/6/09 10:20
6/5/2009 18:30 time in oven		10.0001	10.0002	10.0002	10.0002	10.0002	10.0002	10.0002	10.0002	10.0002	10.0002	10.0002	10.0002
6/6/2009 9:05 time out		Cal OK!	Cal OK!	Cal OK!	Cal OK!	Cal OK!	Cal OK!	Cal OK!	Cal OK!	Cal OK!	Cal OK!	Cal OK!	Cal OK!
elapsed hrs = 14.6		TS (%) calculated as: Final dry wt (g) = (Dry Wt - Tare Wt) TS = (Final Dry Wt)/(grams Sample-Tare)											
TVS (mg/kg dry wt) calculated as: Final ash wt (g) = (min ash wt - tare wt) TVS (mg/kg) = [(Dry wt-Ash wt)/(dry weight)] *1,000,000 if ash wt > dry wt, "Chk for Err" if dry wt-ash wt < 0.001 g, "< (1/dry wt)*1,000,000													

SAMPLE ID	DISH #	SAMPLE (grams)	TARE WT (grams)	DRY WT 104C (grams)		dry Wt (g)	TS (%)	ASH WT 550C (grams)		Ash Wt (g)	TVS (mg/kg) (%)
				1	2			1	2		
Blank		0.0000	1.0736	1.0737		0.00		1.0737		0.00	
PB35 A1		6.0516	1.0886	3.8944		2.81	56.5%	3.7193		2.63	63.440
PB35 C1		6.2225	1.0929	3.9376		2.84	55.5%	3.7652		2.67	61.377
PB35 E1		6.4183	1.0903	4.0990		3.01	56.5%	3.9293		2.84	57.201
PB35 G1		6.0815	1.0829	5.1537		4.07	81.4%	5.0715		3.99	20.880
PB35 I2		6.2223	1.1102	4.6259		3.52	68.8%	4.4544		3.34	49.407
PB35 J2		6.0721	1.1347	4.1910		3.06	61.9%	3.8909		2.75	98.714
PB35 K4		6.5480	1.1272	4.6208		3.49	64.4%	4.5112		3.38	32.288
PB35 K4 dup		6.3225	1.0946	4.5083		3.41	65.3%	4.3995		3.30	32.809
RPD = 1.31%							RPD = 1.60%				
PB35 K4 ttp		6.6006	1.0877	4.6818		3.59	65.2%	4.5685		3.48	32.637
RSD = 0.71%							RSD = 0.82%				

PB35 M2		6.2283	1.0787	4.3161		3.24	62.9%	4.1881		3.11	40.773
PB35 O2		6.5047	1.0919	4.7721		3.68	68.0%	4.6696		3.57	29.102
PB35 Q1		5.7374	1.0818	3.8403		2.76	59.3%	3.7220		2.64	44.372
PB44 A2		6.3560	1.0721	5.2362		4.16	78.8%	5.1690		4.09	17.099
PB44 B2		6.9617	1.0851	5.4331		4.35	74.0%	5.3514		4.26	19.917
PB44 C2		7.0153	1.0637	5.3883		4.32	72.7%	5.2910		4.22	23.725
PB44 D2		6.0967	1.0999	5.0735		3.97	79.5%	4.9482		3.85	32.338
PB44 E2		6.4793	1.0969	4.0131		2.92	54.2%	3.8399		2.74	60.353
PB44 F2		6.0194	1.0767	3.6867		2.61	52.8%	3.4948		2.41	74.751
PB44 G2		7.6107	1.0890	6.1793		5.09	78.1%	6.0451		4.95	27.150
PB44 H2		7.3738	1.0733	6.6041		5.53	87.8%	6.4337		5.35	32.057
PB44 I2		7.4014	1.0842	6.4059		5.32	84.2%	6.2251		5.14	35.045

TS/TVS : 6/8/09

TOTAL SOLIDS/VOLATILE SOLIDS (TS / TVS) BENCHSHEET

SOLIDS (dry at 104 (12-24 hr) then combust at 550 (30 min)) DATE: 6/5/2009 18:30 ANALYST: CDE/BL

Batch drying time
 record times as mm/dd/yy hh:mm
 6/5/2009 18:30 time in oven
 6/6/2009 9:05 time out
 elapsed hrs = 14.6

TS (%) calculated as: Final dry wt (g) = (Dry Wt - Tare Wt) TS = (Final Dry Wt)/(grams Sample-Tare)	CV-02	CV-02	CV-02	CV-02
	6/5/09 17:00	6/5/09 15:44	6/6/09 9:05	
Cal Wt (g) 10.0000	10.0002	10.0002	10.0002	
record weights to 4 places	Cal OK!	Cal OK!	Cal OK!	

SAMPLE ID	DISH #	SAMPLE (grams)	TARE WT (grams)		DRY WT 104C (grams)	dry Wt (g)	TS (%)	ASH WT 550C (grams)		Ash Wt (g)	TVS (mg/kg) (%)
			1	2				1	2		
PB44 J2		6.3346	1.1157	5.4139	4.30	82.4%	5.2609	5.2594	4.14	35,945	3.59%
PB44 K2		5.6648	1.0798	3.4164	2.34	51.0%	3.2263	3.2238	2.14	82,427	8.24%
PB44 K2 dup		5.9761	1.0874	3.5684	2.48	50.7%	3.3739	3.3705	2.28	79,766	7.98%
						RPD =	0.42%				

TVS (mg/kg dry wt) calculated as: Final ash wt (g) = (min ash wt - tare wt) TVS (mg/kg) = [(Dry wt-Ash wt)/(dry weight)] *1,000,000 if ash wt > dry wt, "Chk for Err" if dry wt-ash wt < 0.001 g, "< (1/dry wt) *1,000,000	CV-02	CV-02	CV-02	CV-02
	6/6/09 9:20	6/6/09 10:20		
	10.0002	10.0002		
	Cal OK!	Cal OK!		

SAMPLE ID	DISH #	SAMPLE (grams)	TARE WT (grams)		DRY WT 104C (grams)	dry Wt (g)	TS (%)	ASH WT 550C (grams)		Ash Wt (g)	TVS (mg/kg) (%)
			1	2				1	2		
PB44 L2		7.1147	1.0890	4.3523	3.26	54.2%	4.1325	4.1281	3.04	68,703	6.87%
PB44 M2		5.3313	1.1175	3.0585	1.94	46.1%	2.8796	2.8768	1.76	93,612	9.36%
PB44 N2		6.1719	1.1116	3.6722	2.56	50.6%	3.4863	3.4830	2.37	73,889	7.39%
PB44 O2		6.7694	1.0969	4.2751	3.18	55.0%	4.0795	4.0752	2.98	62,897	6.29%
Blank		0.0000	1.0912	1.0907	0.00		1.0904	1.0904	0.00		
						RPD =	0.52%				

TOTAL SOLIDS/VOLATILE SOLIDS (TS / TVS) BENCHSHEET
 (dry at 104 (12-24 hr) then combust at 550 (30 min))

DATE: Cont
 ANALYST: Cont

SAMPLE ID	DISH #	SAMPLE (grams)	TARE WT (grams)	CV-02		DRY WT 104C (grams)	dry wt (g)	TS (%)	CV-02		Ash Wt (g)	TVS (mg/kg) (%)
				CV-02	CV-02				ASH WT 550C (grams)	TVS (mg/kg)		
Blank												
PK1	25	5.9761	1.0874	3.5684	3.3734	3.3734	3.3734	3.3734	3.3734	3.3734	3.3734	3.3734
PK2	26	6.8287	1.0896	3.4799	3.2878	3.2878	3.2878	3.2878	3.2878	3.2878	3.2878	3.2878
L1	27	7.1147	1.0890	4.1523	4.1625	4.1625	4.1625	4.1625	4.1625	4.1625	4.1625	4.1625
M1	28	5.3313	1.1175	3.0585	2.8796	2.8796	2.8796	2.8796	2.8796	2.8796	2.8796	2.8796
N1	29	6.1719	1.1116	3.6722	3.4863	3.4863	3.4863	3.4863	3.4863	3.4863	3.4863	3.4863
O1	30	6.7674	1.0969	4.2751	4.2751	4.2751	4.2751	4.2751	4.2751	4.2751	4.2751	4.2751
Blank	62		1.0912	1.0912								
<p>TS (%) calculated as: Final dry wt (g) = (Dry Wt - Tare Wt) TS = (Final Dry Wt)/(grams Sample-Tare)</p> <p>TVS (mg/kg dry wt) calculated as: Final ash wt (g) = (min ash wt - tare wt) TVS (mg/kg) = [(Dry wt-Ash wt)/(dry weight)] * 1,000,000 if ash wt > dry wt, "Chk for Err" if dry wt-ash wt < 0.001 g, "< (1/dry wt) * 1,000,000"</p>												
<p>Cont</p>												

PB44: 01266

06/5/9 CWK

TOTAL SOLIDS/VOLATILE SOLIDS (TS / TVS) BENCHSHEET
 SOLIDS (dry at 104 (12-24 hr) then combust at 550 (30 min))

DATE: 6/5/9 18:30
 ANALYST: CAS/SL

Batch drying time		TS (%) calculated as:		CV-02		CV-02		CV-02		CV-02		CV-02	
record times as mm/dd/yy hh:mm	Final dry wt (g) = (Dry Wt - Tare Wt)	Final dry wt (g) = (min ash wt - tare wt)	TS = (Final Dry Wt)/(grams Sample-Tare)	TS = (Final Dry Wt)/(grams Sample-Tare)	TS = (Final Dry Wt)/(grams Sample-Tare)	TS = (Final Dry Wt)/(grams Sample-Tare)	TS = (Final Dry Wt)/(grams Sample-Tare)	TS = (Final Dry Wt)/(grams Sample-Tare)	TS = (Final Dry Wt)/(grams Sample-Tare)	TS = (Final Dry Wt)/(grams Sample-Tare)	TS = (Final Dry Wt)/(grams Sample-Tare)	TS = (Final Dry Wt)/(grams Sample-Tare)	TS = (Final Dry Wt)/(grams Sample-Tare)
6/5/9 CWK time in oven 18:30 6/6/09 BL time out 9:05 elapsed hrs = 0.0 < 12 hr	10.0000	10.0002	10.0002	10.0002	10.0002	10.0002	10.0002	10.0002	10.0002	10.0002	10.0002	10.0002	10.0002
Cal Weight ID	CV-02	CV-02	CV-02	CV-02	CV-02	CV-02	CV-02	CV-02	CV-02	CV-02	CV-02	CV-02	CV-02
Date & Time	6/5/9 CWK	6/5/9 CWK	6/5/9 CWK	6/5/9 CWK	6/5/9 CWK	6/5/9 CWK	6/5/9 CWK	6/5/9 CWK	6/5/9 CWK	6/5/9 CWK	6/5/9 CWK	6/5/9 CWK	6/5/9 CWK
Cal Wt (g)	10.0000	10.0002	10.0002	10.0002	10.0002	10.0002	10.0002	10.0002	10.0002	10.0002	10.0002	10.0002	10.0002
record weights to 4 places													
SAMPLE ID	DISH #	SAMPLE (grams)	TARE WT (grams)	DRY WT 104C (grams)	dry wt (g)	TS (%)	ASH WT 550C (grams)	Ash Wt (g)	TVS (mg/kg)	TVS (%)			
Blank	1	1.0736	1.0737				1.0737						
PB35 A1	2	6.0516	1.0886	3.8744			3.7193						
C1	3	6.2225	1.0929	3.9376			3.7652						
E1	4	6.4183	1.0903	4.0990			3.9293						
G1	5	6.0815	1.0829	5.1537			5.0715						
J2	6	6.2223	1.1102	4.6259			4.4544						
S2	7	6.0721	1.1347	4.1910			3.8909						
K4	8	6.5480	1.1272	4.6208			4.5112						
PK4	9	6.3225	1.0946	4.5085			4.3995						
TPK4	10	6.16006	1.0877	4.6818			4.5685						
M2	11	6.2283	1.0787	4.3161			4.1881						
O2	12	6.5047	1.0919	4.7721			4.6696						
Q1	13	5.7374	1.0918	4.3743			3.7220						
PB44 A2	14	6.3560	1.0721	3.8703			3.7179						
B2	15	6.9617	1.0857	5.4331			5.1690						
C2	16	7.0155	1.0637	5.3883			5.3514						
D2	17	6.0967	1.0999	5.0735			5.2410						
E2	18	6.4793	1.0969	4.0131			4.9482						
F2	19	6.0194	1.0767	3.6767			3.8399						
G2	20	7.6107	1.0890	6.1793			3.4948						
H2	21	7.5738	1.0733	6.6041			6.0451						
J2	22	7.4019	1.0842	6.4059			6.4337						
S2	23	6.3346	1.1157	5.4139			6.2251						
K2	24	5.6698	1.0798	3.4164			5.2609						
							3.2263						

PB44: 01207

6-9-09

TOTAL SOLIDS/VOLATILE SOLIDS (TS / TVS) BENCHSHEET
 SOLIDS (dry at 104 (12-24 hr) then combust at 550 (30 min))

DATE: 6/8/2009 19:47
 ANALYST: CDE/BL

Batch drying time		TS (%) calculated as:		ZnOAc Preserved		TVS (mg/kg dry wt) calculated as:			
record times as mm/dd/yy hh:mm	Final dry wt (g) = (Dry Wt - Tare Wt)	CV-02	CV-02	CV-02	CV-02	CV-02	CV-02		
6/8/2009 19:47 time in oven	TS = (Final Dry Wt)/(grams Sample-Tare)	6/8/09 18:49	6/8/09 12:38	6/9/09 9:57					
6/9/2009 9:35 time out	elapsed hrs = 13.8	10.0001	10.0001	10.0000					
Cal Wt (g)	record weights to 4 places	Cal OK!	Cal OK!	Cal OK!					
SAMPLE ID	DISH #	SAMPLE (grams)	TARE WT (grams)	DRY WT 104C (grams)	dry Wt (g)	TS (%)	ASH WT 550C (grams)	Ash Wt (g)	TVS (mg/kg) (%)
Blank		0.0000	1.1191	1.1192	0.00		1 2		
PB35 B1		6.3699	1.0899	4.3449	3.26	61.6%			
PB35 B1 dup		7.1727	1.1096	4.9241	3.81	62.9%			
				RPD = 2.03%				RPD = NA	
PB35 B1 trp		6.9623	1.1058	4.5899	3.48	59.5%			
				RSD = 2.82%				RSD = NA	
PB35 D1		6.9268	1.1227	4.4577	3.34	57.5%			
PB35 F1		6.1791	1.1096	3.7125	2.60	51.3%			
PB35 H1		6.3896	1.1010	5.4069	4.31	81.4%			
PB35 I1		6.6017	1.1009	4.1566	3.06	55.6%			
PB35 J1		7.0017	1.0766	4.3340	3.26	55.0%			
PB35 L1		7.0790	1.0796	4.9503	3.87	64.5%			
PB35 N1		7.3227	1.1040	4.8738	3.77	60.6%			
PB35 P1		6.6394	1.1136	4.5115	3.40	61.5%			
PB35 R1		6.9418	1.0969	4.6551	3.56	60.9%			
Blank		0.0000	1.0868	1.0867	0.00				
PB44 A1		6.7810	1.1358	5.6311	4.50	79.6%			
PB44 A1 dup		7.8997	1.0849	6.3374	5.25	77.1%			
				RPD = 3.26%				RPD = NA	
PB44 A1 trp		6.8145	1.1284	5.6144	4.49	78.9%			
				RSD = 1.68%				RSD = NA	
PB44 B1		7.2982	1.1343	5.7153	4.58	74.3%			
PB44 C1		5.7605	1.1042	4.4159	3.31	71.1%			
PB44 D1		6.1232	1.0982	5.1551	4.06	80.7%			

DIFF: 81208

TOTAL SOLIDS/VOLATILE SOLIDS (TS / TVS) BENCHSHEET

SOLIDS (dry at 104 (12-24 hr) then combust at 550 (30 min))

DATE: 6/8/2009 19:47

ANALYST: CDE/BI

Batch drying time		CV-02		CV-02		CV-02		CV-02		CV-02		CV-02		CV-02				
record times as mm/dd/yy hh:mm	time in oven	time out	elapsed hrs =	Cal Weight ID	Date & Time	Cal Wt (g)	record weights to 4 places	SAMPLE	DISH #	TARE WT (grams)	DRY WT 104C (grams)	dry Wt (g)	TS (%)	ASH WT 550C (grams)	Ash Wt (g)	TVS (mg/kg)	TVS (%)	
6/8/2009 19:47	6/9/2009 9:35		13.8															
TS (%) calculated as: Final dry wt (g) = (Dry Wt - Tare Wt) TS = (Final Dry Wt)/(grams Sample-Tare)																		
TVS (mg/kg dry wt) calculated as: Final ash wt (g) = (min ash wt - tare wt) TVS (mg/kg) = [(Dry wt-Ash wt)/(dry weight)] *1,000,000 if ash wt > dry wt, "Chk for Err" if dry wt-ash wt < 0.001 g, "< (1/dry wt)*1,000,000"																		
ZNOAc Preserved																		
PB44 E1		6.4586		1.0765	3.9650	2.89							53.7%					
PB44 F1		6.5750		1.0803	4.2920	3.21							58.5%					
PB44 G1		5.8066		1.0921	4.8236	3.73							79.1%					
PB44 H1		5.8335		1.0877	4.9994	3.91							82.4%					
PB44 I1		6.9407		1.0777	5.5950	4.52							77.0%					
PB44 J1		6.2119		1.0851	4.6484	3.56							69.5%					
PB44 K1		6.2310		1.1032	3.6178	2.51							49.0%					
PB44 L1		6.8335		1.1270	3.9756	2.85							49.9%					
PB44 M1		6.4719		1.0948	3.4486	2.35							43.8%					
PB44 N1		6.7497		1.0650	4.2688	3.20							56.4%					
PB44 O1		6.4473		1.0938	3.6539	2.56							47.8%					
Blank		0.0000		1.0811	1.0812	0.00												
PB63 A1		5.5134		1.1204	3.6281	2.51							57.1%					
PB63 A1 dup		6.9128		1.0764	4.6018	3.53							60.4%					
RPD = 5.65%																		
PB63 A1 trip		5.1284		1.0991	3.3467	2.25							55.8%					
RSD = 4.13%																		
PB63 B1		5.2432		1.0841	2.6794	1.60							38.4%					
PB63 C1		6.1975		1.0880	3.5452	2.46							48.1%					
PB63 D1		5.7536		1.1254	4.9815	3.86							83.3%					
PB63 E1		6.7448		1.0963	5.1616	4.07							72.0%					
PB63 F1		5.7172		1.1062	3.9183	2.81							61.0%					
PB63 G1		6.7400		1.0949	5.9141	4.82							85.4%					
PB63 H1		6.4865		1.0976	3.8639	2.77							51.3%					
RPD = NA																		
RSD = NA																		

DATE: 01/2000

TOTAL SOLIDS/VOLATILE SOLIDS (TS / TVS) BENCHSHEET

SOLIDS (dry at 104 (12-24 hr) then combust at 550 (30 min))

DATE: 6/8/2009 19:47

ANALYST: CDE/BL

Batch drying time		CV-02		CV-02		CV-02		CV-02		CV-02		CV-02		CV-02	
record times as mm/dd/yy hh:mm		6/8/09 18:49	6/8/09 12:38	6/9/09 9:57											
6/8/2009 19:47	time in oven	10.0001	10.0001	10.0000											
6/9/2009 9:35	time out	Cal OK!	Cal OK!	Cal OK!											
elapsed hrs = 13.8		ZnOAc Preserved		ZnOAc Preserved		ZnOAc Preserved		ZnOAc Preserved		ZnOAc Preserved		ZnOAc Preserved		ZnOAc Preserved	
TS (%) calculated as:		Final dry wt (g) = (Dry Wt - Tare Wt)		Final ash wt (g) = (min ash wt - tare wt)		TVS (mg/kg) = [(Dry wt-Ash wt)/(dry weight)] *1,000,000		if ash wt > dry wt, "Chk for Err"		if dry wt-ash wt < 0.001 g, "< (1/dry wt) *1,000,000		CV-02		CV-02	
TS (%) calculated as:		Final dry wt (g) = (Dry Wt - Tare Wt)		Final ash wt (g) = (min ash wt - tare wt)		TVS (mg/kg) = [(Dry wt-Ash wt)/(dry weight)] *1,000,000		if ash wt > dry wt, "Chk for Err"		if dry wt-ash wt < 0.001 g, "< (1/dry wt) *1,000,000		CV-02		CV-02	
TS (%) calculated as:		Final dry wt (g) = (Dry Wt - Tare Wt)		Final ash wt (g) = (min ash wt - tare wt)		TVS (mg/kg) = [(Dry wt-Ash wt)/(dry weight)] *1,000,000		if ash wt > dry wt, "Chk for Err"		if dry wt-ash wt < 0.001 g, "< (1/dry wt) *1,000,000		CV-02		CV-02	
SAMPLE ID	DISH #	SAMPLE (grams)	TARE WT (grams)	DRY WT 104C (grams)	dry Wt (g)	TS (%)	ASH WT 550C (grams)	Ash Wt (g)	TVS (mg/kg)	TVS (%)					
PB63 11		6.3761	1.0762	4.1812	3.11	58.6%	1	2							

01270

TOTAL SOLIDS/VOLATILE SOLIDS (TS / TVS) BENCHSHEET
 (dry at 104 (12-24 hr) then combust at 550 (30 min))

DATE: 6/8/9 19:47
 ANALYST: CO5

SAMPLE ID	DISH #	SAMPLE (grams)	TARE WT (grams)	DRY WT 104C (grams)		dry wt (g)	TS (%)	ASH WT 550C (grams)		Ash Wt (g)	TVS (mg/kg) (%)
				1	2			1	2		
Blank	31	0	1.1191								
PB35 B'	32	6.3699	1.0999	4.3409							
OP B'	33	7.1727	1.1096	4.9241							
TP B'	34	6.9623	1.1058	4.5899							
DI	35	6.9268	1.1237	4.4577							
FI	36	6.1791	1.1096	3.8125							
HI	37	6.3846	1.1610	5.4069							
JI	39	6.6017	1.1009	4.1566							
JJ	39	7.0017	1.0766	4.3340							
LI	40	7.0790	1.0796	4.9503							
NI	41	7.3227	1.1040	4.8738							
PI	42	6.6314	1.1136	4.5115							
RI	43	6.9918	1.0969	4.6551							
Blank	44	6.7410	1.0868	1.0868							
PB44 A'	45	7.8997	1.1353	5.6311							
OP A'	46	6.8145	1.0849	6.3374							
TP A'	47	7.2782	1.1284	5.6144							
B'	48	5.7605	1.1343	5.7153							
C'	49	6.1232	1.1042	4.4159							
D'	50	6.4580	1.0982	5.1551							
E'	51	6.5750	1.0765	3.9650							
FI	52	5.8066	1.0803	4.2920							
GI	53	5.8535	1.0921	4.8236							
HI	54	6.9407	1.0877	4.9994							

TS (%) calculated as:
 Final dry wt (g) = (Dry Wt - Tare Wt)
 TVS = (Final Dry Wt) / (grams Sample-Tare)
 if ash wt > dry wt, "Chk for Err"
 if dry wt-ash wt < 0.001 g, "< (1/dry wt) * 1,000,000"

ZnOAc Preserved

Batch drying time
 record times as mm/dd/yy hh:mm
 6/8/9 CWK time in oven 19:47
 6/9/9 CO5 time out 9:35
 elapsed hrs = 0.0 < 12 hr

Cal Weight ID CV-02
 Date & Time 6/8/9 CWK
 Cal Wt (g) 10.0000 10.0001
 record weights to 4 places 15.49 12.38 9.57

12/21/92 Sample weights of lines 44-58 shift + down. 6/8/9 CWK

TOTAL SOLIDS/VOLATILE SOLIDS (TS / TVS) BENCHSHEET

SOLIDS (dry at 104 (12-24 hr) then combust at 560 (30 min))

DATE: 5/29/09
 ANALYST: Conch

SAMPLE ID	DISH #	SAMPLE (grams)	TARE WT (grams)	DRY WT 104C (grams)		dry wt (g)	TS (%)	ASH WT 550C (grams)		Ash Wt (g)	TVS (mg/kg) (%)
				1	2			1	2		
Blank	62	0	1.0811								
FB63 A1	63	5.5134	1.1204								
DO A1	64	6.9128	1.0764								
NO A1	65	5.1284	1.0841								
B1	66	5.2432	1.0841			3.3467	6.1600				
C1	67	6.1975	1.0880			3.3467	6.1600				
D1	68	5.7536	1.2554			4.9815					
E1	69	6.7448	1.0963			5.1016					
F1	70	5.7172	1.1062			5.4183					
G1	71	6.7400	1.0999			5.9141					
H1	72	6.7865	1.0976			3.8639					
I1	73	6.3761	1.0762			6.11812					
F				6.1819			0.0000				
F				6.1819			0.0000				

TS (%) calculated as:
 Final dry wt (g) = (Dry Wt - Tare Wt)
 TS = (Final Dry Wt / (grams Sample-Tare))

TVS (mg/kg dry wt) calculated as:
 Final ash wt (g) = (min ash wt - tare wt)
 TVS (mg/kg) = [(Dry wt-Ash wt) / (dry weight)] * 1,000,000
 if ash wt > dry wt, "Chk for Err"
 if dry wt-ash wt < 0.001 g, "< (1/dry wt) * 1,000,000"

CV-02
 CV-02

ZnOAc Preserved

CV-02
 CV-02

Batch drying time
 record times as mm/dd/yy hh:mm
 time in oven
 time out
 elapsed hrs = 0.0 < 12 hr

Cal Weight ID
 Date & Time
 Cal Wt (g) 10.0000
 record weights to 4 places

TOC Solids Prep Log						DATE:	6/5/2009
acid purging to remove IC and drying at 70°C for TOC analysis General notes regarding prep method and samples (identify the acid used)						ANALYST:	BL / CDE / KE 18:40
						<i>make no entry to shaded cells, they are calculated</i>	
Sample ID		IC Test + / -	Gravimetric Data (grams)			% Solids	Sample description & notes (homogeneity and exclusions)
ARI #	Client		Tare Wt.	Wet wt.	70°C dry wt		
Blank			13.0521		13.0522	0.1 mg	
PB35 A1		-	13.0279	18.2767	16.3007	62.35%	
PB35 C1		-	13.1896	18.6140	16.2211	55.89%	
PB35 E1		-	13.0545	18.1079	16.0284	58.85%	
PB35 G1		-	13.0233	18.2617	17.3468	82.53%	
PB35 I 1		-	13.1138	18.1695	16.5593	68.15%	
PB35 J 1		-	13.0410	18.0154	16.1739	62.98%	
PB35 K1		-	13.1029	18.3897	16.6573	67.23%	
PB35 K1 DUP		-	13.0537	18.2124	16.5391	67.56%	
PB35 K1 TRIP		-	13.0854	18.4435	16.6985	67.43%	
PB35 M1		-	13.0567	18.2898	16.4974	65.75%	
PB35 O1		-	13.0590	18.1100	16.6002	70.11%	
PB35 Q1		-	13.0957	18.7051	16.5587	61.74%	
Blank			13.0992		13.0990	-0.2 mg	
PB44 A2		-	13.0452	19.0225	17.8811	80.90%	
PB44 B2		-	13.0639	18.6154	17.3165	76.60%	
PB44 C2		-	13.1130	19.0289	17.5202	74.50%	
PB44 D2		-	13.0881	17.9839	17.0726	81.39%	
PB44 E2		-	13.1151	18.1259	15.8838	55.25%	
PB44 G2		-	13.1047	17.2895	17.1533	96.75%	
PB44 H2		+-	13.1507	18.1868	16.4407	65.33%	
PB44 J 2		-	13.1296	19.5164	17.9146	74.92%	
PB44 K2		-	13.0789	16.5378	14.9564	54.28%	
PB44 K2 DUP		-	13.0339	17.1599	15.2487	53.68%	
PB44 K2 TRIP		-	13.0699	16.7822	15.0826	54.22%	
PB44 L2		-	13.0702	17.5222	15.8659	62.80%	
PB44 M2		-	13.0654	18.4952	15.7030	48.58%	
PB44 N2		-	13.0927	18.6870	16.0914	53.60%	
PB44 O2		-	13.0609	18.0678	15.8143	54.99%	

6/5/9 CPL



Analytical Resources, Incorporated
Analytical Chemists and Consultants

TOC Solids Preparation Log

Acid purge to remove IC and drying 70 °C for TOC analysis
Add general notes regarding samples and preparation and identify the acid used

Analyst BL / COC / W

Date 6/5/9 18:40

Sample Identification		IC Test	Gravimetric Data			% Solids	Sample description & notes
ARI #	Client ID		Tare	Wet	70 °C		
Blank			13.0521	Ø	13.0522		
PB35	A ¹	-	13.0279	18.2767	16.3007		
	C ¹	-	13.1896	18.6140	16.2211		
	E ¹	-	13.0545	18.1079	16.0284		
	G ¹	-	13.0233	18.2617	17.3468		
	I ²	-	13.1138	18.1695	16.5593		
	J ²	-	13.0410	18.0154	16.1739		
	K ⁴	-	13.1029	18.5897	16.6573		
	DP K ⁴	-	13.0537	18.2124	16.5391		
	TP K ⁴	-	13.0854	18.4435	16.6985		
	M ²	-	13.0567	18.2898	16.4974		
	O ²	-	13.0590	18.1100	16.6002		
	Q ¹	-	13.0957	18.7051	16.5387		
Blank			13.0992	17.0229	13.0990		
PB44	A ²	-	13.0452	19.0229	17.8811		Sand & Rocks silt
	B ²	-	13.0639	18.6154	17.3165		silt
	C ²	-	13.1130	19.0289	17.5202		Sand & silt
	D ²	-	13.0881	17.9839	17.0726		
	E ²	-	13.1151	18.1090	15.8838		
	F ²	-	13.0030	18.1259	15.4499		
	G ²	-	13.1047	17.2845	17.1533		
	H ²	+ =	13.1507	19.1868	16.4407		Rocks/sand/silt
	I ²	+ =	13.1181	16.4620	14.1891		Sand & shells
	J ²	-	13.1296	19.5164	17.9146		& Rocks
	K ²	-	13.0789	16.5378	14.9564		silt
	DP K ²	-	13.0339	17.1599	15.2487		
	TP K ²	-	13.0699	16.7822	15.0826		
	L ²	-	13.0702	17.5222	15.8659		
	M ²	-	13.0654	18.4952	15.7030		+ wood
	N ²	-	13.0927	18.6870	16.0914		
	O ²	-	13.0609	18.0678	15.8143		+ Rocks

Remun → Remun 6-8-09 (D)

① 18.1259
② 6/5/9

TOC Solids Prep Log

acid purging to remove IC and drying at 70°C for TOC analysis

General notes regarding prep method and samples (identify the acid used)

DATE: 6/8/2009

ANALYST: CDE / KE 18:47

make no entry to shaded cells, they are calculated

Sample ID		IC Test + / -	Gravimetric Data (grams)			% Solids	Sample description & notes (homogeneity and exclusions)
ARI #	Client		Tare Wt.	Wet wt.	70°C dry wt		
Blank			13.0396		13.0398	0.2 mg	
PB44 F2		-	12.8448	18.7255	17.1442	73.11%	
PB44 I 2		+/-	12.8604	19.1647	18.3704	87.40%	
PB63 A2		-	12.8930	17.6677	16.4810	75.15%	
PB63 A2 DUP		-	12.9011	18.4798	16.5688	65.74%	
PB63 A2 TRIP		-	12.9213	18.3033	16.6841	69.91%	
PB63 B2		-	12.8709	17.9655	15.6131	53.83%	
PB63 C2		-	12.8949	18.4635	17.0133	73.96%	
PB63 D2		+/-	12.9137	18.7782	18.1186	88.75%	
PB63 E2		-	12.8764	19.3576	17.8052	76.05%	
PB63 F2		-	12.9272	17.6711	15.9206	63.10%	
PB63 G2		-	12.8929	17.5862	17.1178	90.02%	
PB63 H2		-	12.9126	18.0229	15.8320	57.13%	
PB63 I 2		-	12.9272	18.9016	17.7917	81.42%	
PB76 A1		-	12.9581	17.8354	16.2215	66.91%	
PB76 B1		-	12.8618	18.1925	15.6462	52.23%	
PB76 C1		-	12.8975	18.3766	16.0147	56.89%	
PB76 C1 DUP		-	12.8632	18.2488	16.2920	63.67%	
PB76 C1 TRIP		-	12.9089	19.4655	17.0298	62.85%	

① 6909 ②



Analytical Resources, Incorporated
Analytical Chemists and Consultants

TOC Solids Preparation Log

Acid purge to remove IC and drying 70 °C for TOC analysis
Add general notes regarding samples and preparation and identify the acid used

Analyst CDC / (u)

Date 6/8/9 18:47

Sample Identification		IC Test	Gravimetric Data			% Solids	Sample description & notes
ARI #	Client ID		Tare	Wet	70 °C		
Blank			13.0396	Ø	13.0398		
PB44 F ²		-	12.8448	18.7255	17.1442		
↓ I ²		+ -	12.8604	19.1647	18.3704		
PB63 A ²		-	12.9930	17.6677	16.4810		light fluffy sed.
↓ PA ²		-	12.9011	18.4798	16.5688		↓
TP A ²		-	12.9213	18.3033	16.6841		↓
B ²		-	12.8709	17.9655	15.6131		silt
C ²		-	12.8949	18.4635	16.17033		sand/Rocks/crabs ↓
D ²		+ -	12.9137	18.7782	18.1186		↓
E ²		-	12.8764	19.3576	17.8052		Silt & Rocks
F ²		-	12.9272	17.6711	15.9206		silt & shells
G ²		-	12.8929	17.5862	17.1178		Sand & Rocks
↓ H ²		-	12.9126	18.0229	15.8320		Dark silt
I ²		-	12.9272	18.9016	17.7117		sed.
PB76 A ¹		-	12.9581	17.8354	16.2215		Rocks/wood/stone shells
↓ B ¹		-	12.8618	18.1925	15.6462		silt
C ¹		-	12.8975	18.3766	16.0147		
↓ TP C ¹		-	12.8632	18.2488	16.2920		
TP C ¹		-	12.9089	19.4655	18.0298		

6/8/09 CDC

W
6-9-0

SULFIDE BENCHSHEET (Spectrophotometric, EPA 376.2)		Date Time		Analyst		
Soils, sediments and solid phase samples		Distillation		AF		
		Finish		AF		
If distilled, specify Procedure: <u>PSEP</u>						
1. Standardization of sodium thiosulfate titrant			Buret used for titrations: _____			
Thiosulfate ID: <u>6925C</u>						
Bi-iodate ID: <u>0086-10</u>		Titration of bi-iodate with thiosulfate				
Stock bi-iodate = <u>0.8125</u> grams to <u>1000</u> mL		mL bi-iodate =				
Normality = <u>0.025</u>		mL thiosulfate =		nthio		
Normality thiosulfate = (mL bi-iodate*normbio) / mL thiosulfate =				0.025		
2. Normality of Iodine			Titration of Iodine with thiosulfate			
Iodine ID: <u>6886C</u>		mL iodine =				
		mL thiosulfate =		ni		
Normality iodine = (mL thiosulfate*nthio) / mL iodine =				0.025		
3. Standardization of Sodium Sulfide Stock			Titration of standard with thiosulfate			
Stock ID = <u>0094-03</u>		mL Standard =				
Approx conc in 100ml		mL iodine =				
g Na ₂ S = <u>0.5007</u> mg/mL = <u>0.668</u>		mL thiosulfate =		stkconc (mg/mL)		
Sulfide (mg/mL) = ((mL iodine*ni)-(mL thio *nthio))*16 / mL standard =				0.584		
Intermediate Standard						
Add <u>10.7</u> mL stk to		<u>250</u> mL 0.01M NaOH =		<u>0.025</u> mg/mL		
4. Calibration Standard Curve			spectrophotometer used:			
Inter Std Volume (mL)	Final Volume (mL)	Calc Conc (mg S/L)	Absorbance @650 nm		AVG ABS	RegressionData intercept = <u>-0.001</u> slope = <u>0.617</u> r = <u>0.9998</u> Comment: <u>Calibration OK!</u> maxabs = <u>0.617</u>
			1	2	mg/L	
0.00	50	0.000	0.000		0.001	
0.10	50	0.050	0.029		0.048	
0.25	50	0.125	0.083		0.136	
0.50	50	0.250	0.147		0.239	
1.00	50	0.500	0.307		0.499	
2.00	50	0.999	0.617		1.001	
Calib Verif Std = 1 mL int to 50 mL ZnOAc = 0.500 mg/l						
Distillation Std = 1 mL stk to 100 = 5.84 mg/l						

SAMPLE DATA

enter dilution as mL final/mL sample

SAMPLE ID	Distillation Data			Spectrophotometric Data			SAMPLE DATA	
	SAMPLE SIZE	% Solids	TRAP VOLUME (ml)	Dilution Factor	Abs @ 650 nm		regressed Conc (mg S/L)	CORR CONC (ppm)
					Sample	Bkg		
ICB		na	na	1	0.000		0.001	< 0.05 OK
ICV		na	na	1	0.308		0.500	0.500 100%
Distilled samples								
Dist Blk 1	100	100%	100	1	0.000		0.001	< 0.05 OK
Dist Chk 1	100	100%	100	10	0.364		0.591	5.911 101%
Soil Samples	(grams)	% Solids	(mL)		Sample	Bkg	(mg/L)	mg/kg
PB35 B4	4.772	61.6%	100	4	0.869		1.410	47.966 offscale
PB35 B4 dup	4.899	61.6%	100	4	0.749		1.167	38.666 offscale
PB35 B4 ms	4.729	61.6%	100	20	0.196		0.319	218.817 85.27%
		Spike at	1.00	mL stock to	2.913	g dry wt =	200.372 mg/kg	
PB35 D1	5.098	57.5%	100	5	0.176		0.286	48.833
PB35 F1	4.874	51.3%	100	1	0.119		0.194	7.754
PB35 H1	4.766	81.4%	100	50	0.235		0.382	492.246
PB35 I1	4.927	55.6%	100	20	0.211		0.343	250.441
PB35 J1	4.551	55.0%	100	50	0.142		0.231	461.787
Cal Blk		na	na	1	-0.010		-0.015	< 0.05 OK
CCV		na	na	1	0.297		0.482	0.482 97%
PB35 L1	4.698	64.5%	100	1	0.250		0.406	13.407
PB35 N1	4.949	60.6%	100	1	0.388		0.630	21.005
PB35 P1	4.727	61.5%	100	5	0.265		0.431	74.055

SAMPLE DATA

enter dilution as mL final/mL sample

SAMPLE ID	Distillation Data			Spectrophotometric Data			SAMPLE DATA	
	SAMPLE SIZE	% Solids	TRAP VOLUME (ml)	Dilution Factor	Abs @ 650 nm		regressed Conc (mg S/L)	CORR CONC (ppm)
					Sample	Bkg		
PB35 R1	4.694	60.9%	100	20	0.152		0.247	173.079
Dist Blk 2	100	100%	100	1	-0.002		-0.002	< 0.05 OK
Dist Chk 2	100	100%	100	10	0.327		0.531	5.311 91%
PB44 A1	4.359	79.6%	100	1	0.000		0.001	< 1.44
PB44 A1 dup	4.490	79.6%	100	1	-0.002		-0.002	< 1.398 NA
PB44 A1 ms	4.605	79.6%	100	20	0.166		0.270	147.361 92.54%
Spike at		1.00	ml stock to	3.666	g dry wt =		159.237 mg/kg	
PB44 B1	4.639	74.3%	100	1	0.030		0.050	< 1.45
Cal Blk		na	na	1	0.000		0.001	< 0.05 OK
CCV		na	na	1	0.278		0.452	0.452 90%
PB44 C1	4.544	71.1%	100	5	0.170		0.277	42.802
PB44 D1	4.823	80.7%	100	1	0.081		0.132	3.399
PB44 E1	4.936	53.7%	100	5	0.193		0.314	59.203
PB44 F1	4.485	58.5%	100	5	0.218		0.354	67.533
PB44 G1	4.937	79.1%	100	1	-0.004		-0.006	< 1.279
PB44 H1	5.452	82.4%	100	1	-0.009		-0.014	< 1.112
PB44 I1	4.793	77.0%	100	1	-0.008		-0.012	< 1.354
PB44 J1	4.492	69.5%	100	1	0.561		0.910	29.162
PB44 K1	4.448	49.0%	100	5	0.220		0.358	82.041
PB44 L1	5.215	49.9%	100	5	0.166		0.270	51.893
Cal Blk		na	na	1	0.000		0.001	< 0.05 OK
CCV		na	na	1	0.289		0.469	0.469 94%
PB44 M1	5.269	43.8%	100	20	0.230		0.374	323.968
PB44 N1	4.646	56.4%	100	20	0.130		0.212	161.599
PB44 O1	4.306	47.8%	100	20	0.208		0.338	328.593
PB35 B1	4.772	61.6%	100	5	0.196		0.319	54.211
PB35 B1 dup	4.899	61.6%	100	5	0.171		0.278	46.091 RPD=16.19%
PB35 B1 ms	4.729	61.6%	100	20	0.221		0.359	246.641 96.04%
Spike at		1.00	ml stock to	2.913	g dry wt =		200.372 mg/kg	
Cal Blk		na	na	1	0.000		0.001	< 0.05 OK
CCV		na	na	1	0.284		0.461	0.461 92%

SULFIDE BENCHSHEET (Spectrophotometric, EPA 376.2)		Date Time	Analyst						
Soils, sediments and solid phase samples		Distillation 6-08-09 10:20	af						
If distilled, specify Procedure: <u>PSEP</u>		Finish 6-09-09 13:15	af						
1. Standardization of sodium thiosulfate titrant		Buret used for titrations: _____							
Thiosulfate ID: <u>6925C</u>		Titration of bi-iodate with thiosulfate							
Bi-iodate ID: <u>0086-10</u>		mL bi-iodate = 3.00 2.000 3.00 2.000 3.00 2.000							
Stock bi-iodate = <u>0.8125</u> grams to <u>1000</u> mL		mL thiosulfate = 3.05 3.05 3.05							
Normality = <u> </u>		nthio							
Normality thiosulfate = (mL bi-iodate*normbio) / mL thiosulfate = <u> </u>									
2. Normality of Iodine		Titration of Iodine with thiosulfate							
Iodine ID: <u>6886C</u>		mL iodine = 3.000 3.000 3.000							
		mL thiosulfate = 3.00 2.90 2.90							
		ni							
Normality iodine = (mL thiosulfate*nthio) / mL iodine = <u> </u>									
3. Standardization of Sodium Sulfide Stock		Titration of standard with thiosulfate							
Stock ID = <u>0094-03</u>		mL Standard = 1.00 1.00 1.00							
Approx conc in 100ml		mL iodine = 3.00 3.00 3.00							
g Na2S = <u>0.5007</u> mg/mL = <u> </u>		mL thiosulfate = 1.45 1.45 1.45							
		stkconc (mg/mL)							
Sulfide (mg/mL) = (((mL iodine*ni)-(mL thio *nthio))*16) / mL standard = <u> </u>									
Intermediate Standard									
Add <u>10.7</u> mL stk to <u>250</u> mL 0.01M NaOH = <u> </u> mg/mL									
4. Calibration Standard Curve		spectrophotometer used: _____							
Inter Std Volume (mL)	Final Volume (mL)	Calc Conc (mg S/L)	Absorbance @650 nm		AVG ABS	mg/L	RegressionData		
			1	2			intercept =	slope =	r =
0.00	50		0.000						
0.10	50		0.029						
0.25	50		0.083						
0.50	50		0.147						
1.00	50		0.307						
2.00	50		0.617						
Calib Verif Std = 0.5		ml int to	50	ml ZnOAc=		mg/l			
Distillation Std = 1		ml stk to	100	=		mg/l			

SAMPLE DATA

enter dilution as mL final/mL sample

SAMPLE ID	Distillation Data			Spectrophotometric Data			SAMPLE DATA	
	SAMPLE SIZE	% Solids	TRAP VOLUME (ml)	Dilution Factor	Abs @ 650 nm		regressed Conc (mg S/L)	CORR CONC (ppm)
					Sample	Bkg		
ICB		na	na	1.00	0.000			
ICV		na	na	1.00	0.308			
Distilled samples								
Dist Blk	1	100.0	100%	100	1.00	0.000		
Dist Chk	1	100.0	100%	100	10 1.00	0.364		
Soil Samples	(grams)	% Solids	(mL)		Sample	Bkg	(mg/L)	mg/kg
PB35 B1	4.772	61.6	100	1.00	0.869			
dep B1	4.899	↓	100	1.00	0.719			
spk B1	4.729	↓	100	20 1.00	0.196			
d1	5.098	57.5	100	5 1.00	0.176			
E1	4.874	51.3	100	1.00	0.119			
H1	4.766	81.4	100	50 1.00	0.235			
F1	4.927	55.6	100	20 1.00	0.211			
↓ J1	4.551	55.0	100	50 1.00	0.142			
Cal Blk		na	na	1.00	-0.010			
CCV		na	na	1.00	0.297			
L1	4.698	64.5	100	1.00	0.250			
N1	4.949	60.6	100	1.00	0.388			
P1	4.927	61.5	100	5 1.00	0.265			
↓ R1	4.694	60.9	100	20 1.00	0.152			

SAMPLE DATA

enter dilution as mL final/mL sample

SAMPLE ID	Distillation Data			Spectrophotometric Data			SAMPLE DATA	
	SAMPLE SIZE	% Solids	TRAP VOLUME (ml)	Dilution Factor	Abs @ 650 nm		regressed Conc (mg S/L)	CORR CONC (ppm)
					Sample	Bkg		
Blank 2	100	100	100	1.00	-0.062			
LC5 2	100	100	100	10 1.00	0.327			
PB44 A1	4.359	79.6	100	1.00	0.000			
dup A1	4.490	↓	100	1.00	-0.002			
spk A1	4.605	↓	100	20 1.00	0.166			
↓ B1	4.639	74.3	100	1.00	0.030			
Cal Bk		na	na	1.00	0.000			
CCV		na	na	1.00	0.278 0.278			
↓ C1	4.544	71.1	100	5 1.00	0.081 0.170			
↓ d1	4.823	80.7	100	1.00	0.081			
↓ E1	4.936	53.7	100	5 1.00	0.193			
↓ F1	4.485	58.5	100	5 1.00	0.218			
↓ G1	4.937	79.1	100	1.00	-0.004			
↓ H1	5.452	82.4	100	1.00	-0.009			
↓ I1	4.793	77.0	100	1.00	-0.008			
↓ J1	4.492	69.5	100	1.00	0.561			
↓ K1	4.448	49.0	100	5 1.00	0.220			
↓ L1	5.215	49.4	100	5 1.00	0.166			
Cal Bk		na	na	1.00	0.000			
CCV		na	na	1.00	0.289			
↓ M1	5.269	43.8	100	20 1.00	0.230			
↓ N1	4.646	56.4	100	20 1.00	0.130			
↓ O1	4.306	47.8	100	20 1.00	0.208			
PB35 B1	4.772	61.6	100	5 1.00	0.196			
↓ B1	4.899	↓	100	5 1.00	0.171			
↓ B1	4.729	↓	100	20 1.00	0.221			
CCB			100	1.00	0.254 0.000			
CCV			100	1.00	0.254			
			100	1.00				
			100	1.00				
Cal Bk		na	na	1.00				
CCV		na	na	1.00				



Sulfide Digestion Log

Sample ID	% Solids	% Water	Pretreatment Data					Sample Extraction Data					
			Date	Sample Weight	Extract Method*	Acid	Required pH	mL DI Water	Observed mL acid	Date	Sample Weight	mL Acid Required	mL DI Water Required
Blank			6-8-9	NA	PSEP	171 HCl / W/A	NA	NA	6-8-9	NA	NA	100	100
LCS													
PB36													
dup B1												50	
spk B1													
d1													
F1													
H1													
I1													
J1													
L1													
M1													
P1													
R1													
Blank 2													
LCS 2													
PB4 PB4 A1													
dup A1													
spk A1													
B1													

* Extract Methods: PSEP = PSEP; 9030A = 9030A Acid Soluble; 9030AI = 9030A acid insoluble; AVS = Acid Volatile; Reactive = SW-846 reactive

Analyst Name: GT

Date: 6-8-09

Time: 11:20



Sulfide Digestion Log

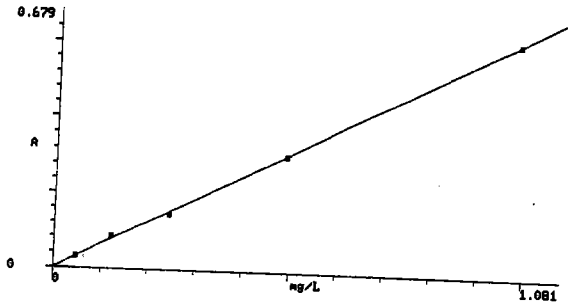
Sample ID	% Solids	% Water	Pretreatment Data				Sample Extraction Data							Trap Volume (mL)					
			Date	Sample Weight	Extract Method*	Acid	Required pH	mL DI Water	Observed mL acid	Date	Sample Weight	mL Acid Required	mL DI Water Required						
P644																			
C1																			
d1																			
E1																			
F1																			
G1																			
H1																			
I1																			
J1																			
K1																			
L1																			
M1																			
N1																			
O1																			
LCS3																			

* Extract Methods: PSEP = PSEP; 9030A = 9030A Acid Soluble; 9030AI = 9030A acid insoluble; AVS = Acid Volatile; Reactive = SW-846 reactive.

Analyst Name: WT Date: 6-8-09 Time: 10:20

TB54 : 012002

Standard Curve 13:10 9Jun09
 Test Name SULFIDE[Saved]
 Date Standards Measured 9Jun09
 Wavelength 650nm
 Ref. Wavelength Correction Off
 Curve Fit Linear
 Number of Standards 6
 Units mg/L
 ID# (0=OFF) Off
 Low/High Limits 0.050/1.000
 Statistics Off
 Auto Print On



Curve Fit Linear
 Slope 0.627
 Intercept -0.000602
 Std Dev 0.005
 Corr Coeff 1.000

Conc. mg/L	Abs 650nm
0.000	0.000
0.049	0.029
0.123	0.083
0.246	0.147
0.491	0.307
0.983	0.617

*6-9-09
 al*

TEST SETUP
 GENESYS 10 v2.021 2626048006

Advanced A-XT-C 13:38 9Jun09
 Test Name SULFIDE[Saved]
 Measurement Mode Absorbance
 Wavelength 650nm
 Ref. Wavelength Correction Off
 Delay Time (min:sec) 0:00
 ID# (0=OFF) 1
 Low/High Limits 0.000/1.000
 Statistics Off
 Auto Print On

ID#	Abs 650nm
1	0.000

2 0.308

3 0.000

4 0.364

5 0.869

6 0.719

7 0.196

8 0.176

9 0.119

10 0.235

11 0.211

12 0.142

13 -0.010

14 0.297

15 0.250

16 0.388

17 0.265

18 0.152

19 -0.002

20 0.327

21 0.000

22 -0.002

23 0.166

24 0.030

~~25 -0.009~~

~~26 0.265~~

~~27 0.000~~ *ignore
bias*

~~28 0.260~~

*resend
dev of (dirty blank
cuvette)*

~~29 0.277~~

30 0.000

31 0.278

32 0.170

33 0.081

34 0.193

35 0.218

35 0.218

36 -0.004

37 -0.009

38 -0.008

39 0.561

40 0.220

41 0.166

42 0.000

43 0.289

44 0.230

45 0.130

46 0.208

45 0.130

46 0.208

47 0.196

48 0.171

49 0.221

50 0.000

51 0.284

Original Run Filename: OM_6-9-2009_12-42-50PM.OMN created 6/9/2009 12:42:50 PM
 Original Run Author's Signature: UW
 Current Run Filename: 060909NH3A.omn last modified 6/9/2009 3:06:21 PM
 Description: LACHAT 1
 Standards made from ARI Stock#:0091-10

Sample	Cup No.	Channel 1		Detection Time	MANUAL DILUTION FACTOR
		NH3			
		Conc. (mg N/L)	Area (Vs)		
STD 1.0	S1	1	33.4575	6/9/2009@12:43:53 PM	
STD 0.8	S2	0.8	26.9851	6/9/2009@12:45:04 PM	
STD 0.5	S3	0.5	16.7847	6/9/2009@12:46:15 PM	
STD 0.2	S4	0.2	6.7740	6/9/2009@12:47:25 PM	
STD 0.05	S5	0.05	1.9531	6/9/2009@12:48:36 PM	
STD 0.02	S6	0.02	0.6798	6/9/2009@12:49:47 PM	
STD 0.01	S7	0.01	0.4335	6/9/2009@12:50:58 PM	
BLANK	S8	0	0.3116	6/9/2009@12:52:09 PM	
ICV ERA 04088	9	0.5122	17.2509	6/9/2009@12:53:20 PM	
Known Conc:		0.5			
Calibration:		Table/Fig. 1			
ICB	10	0.0079	0.4250	6/9/2009@12:59:17 PM	
Known Conc:		0			
LOW	11	0.0124	0.5765	6/9/2009@1:05:15 PM	
Known Conc:		0.01			
PREP BLK A	12	-0.0061	-0.0394	6/9/2009@1:11:12 PM	
PREP CHK A	13	10.1488	17.0926	6/9/2009@1:12:23 PM	20.0000
PB35 A1	14	0.2923	9.9165	6/9/2009@1:13:33 PM	
PB35 A1 DUP	15	0.3364	11.3875	6/9/2009@1:14:44 PM	
PB35 A1 TRP	16	0.327	11.0731	6/9/2009@1:15:56 PM	

% R = 102.44

% R = 124

% R = 101.49
 0.4 ml * 1000 ppm / 40 ml

PB35 A1 MS	19	10.3202	17.3785	6/9/2009@1:17:07 PM	20.0000
PB35 C1	20	0.4856	16.3653	6/9/2009@1:18:18 PM	
CCV	17	0.5166	17.3993	6/9/2009@1:19:29 PM	
Known Conc:		0.5			
CCB	18	0.0031	0.2652	6/9/2009@1:25:26 PM	
Known Conc:		0			
PB35 E1	21	0.4813	16.2200	6/9/2009@1:31:24 PM	
PB35 G1	22	0.1193	4.1443	6/9/2009@1:32:36 PM	
PB35 I1	23	0.6787	22.8058	6/9/2009@1:33:47 PM	
PB35 J1	24	0.3935	13.2919	6/9/2009@1:34:59 PM	
PB35 K1	25	0.4054	13.6897	6/9/2009@1:36:09 PM	
PB35 M1	26	0.4571	15.4129	6/9/2009@1:37:21 PM	
PB35 O1	27	0.705	23.6854	6/9/2009@1:38:33 PM	
PB35 Q1	28	0.437	14.7425	6/9/2009@1:39:44 PM	
PB63 A2	29	0.1453	5.0101	6/9/2009@1:40:55 PM	
PB63 B2	30	0.4491	15.1458	6/9/2009@1:42:07 PM	
CCV	17	0.5145	17.3270	6/9/2009@1:43:19 PM	
Known Conc:		0.5			
CCB	18	0.0071	0.3987	6/9/2009@1:49:16 PM	
Known Conc:		0			
PB63 C2	31	0.3781	12.7787	6/9/2009@1:55:14 PM	
PB63 D2	32	0.0681	2.4356	6/9/2009@1:56:27 PM	
PB63 E2	33	0.2897	9.8280	6/9/2009@1:57:38 PM	
PB63 F2	34	0.2785	9.4533	6/9/2009@1:58:49 PM	
PB63 G2	35	0.0464	1.7105	6/9/2009@2:00:00 PM	
PB63 H2	36	1.148	38.4640	6/9/2009@2:01:13 PM	

% R = 100.28
0.4 ml * 1000 ppm / 40 ml

% R = 103.32

% R = 102.9

PB63 I2	37	0.1684	5.7806	6/9/2009@2:02:25 PM	
PREP BLK B	38	-0.0114	-0.2187	6/9/2009@2:03:37 PM	
PREP CHK B	39	10.3924	17.4990	6/9/2009@2:04:49 PM	20.0000
PB44 A2	40	0.4023	13.5835	6/9/2009@2:06:00 PM	
CCV	17	0.5177	17.4346	6/9/2009@2:07:11 PM	
Known Conc:		0.5			
CCB	18	0.0025	0.2463	6/9/2009@2:13:10 PM	
Known Conc:		0			
PB44 A2 DUP	41	0.4411	14.8800	6/9/2009@2:19:08 PM	
PB44 A2 TRP	42	0.4001	13.5108	6/9/2009@2:20:21 PM	
PB44 A2 MS	43	10.549	17.7603	6/9/2009@2:21:33 PM	20.0000
PB63 H2	44	1.1769	19.7960	6/9/2009@2:22:45 PM	2.0000
PREP BLK B	38	-0.0045	0.0129	6/9/2009@2:23:58 PM	
PB44 B2	45	0.5414	18.2269	6/9/2009@2:25:09 PM	
PB44 C2	46	0.5433	18.2897	6/9/2009@2:26:21 PM	
PB44 D2	47	0.039	1.4632	6/9/2009@2:27:34 PM	
PB44 E2	48	0.2827	9.5941	6/9/2009@2:28:46 PM	
PB44 F2	49	0.5052	17.0170	6/9/2009@2:29:59 PM	
CCV	17	0.5171	17.4144	6/9/2009@2:31:10 PM	
Known Conc:		0.5			
CCB	18	0.0068	0.3906	6/9/2009@2:37:07 PM	
Known Conc:		0			
PB44 G2	50	0.0892	3.1389	6/9/2009@2:43:06 PM	
PB44 H2	51	0.0101	0.4991	6/9/2009@2:44:19 PM	
PB44 I2	52	0.0148	0.6562	6/9/2009@2:45:31 PM	
PB44 J2	53	0.2415	8.2214	6/9/2009@2:46:44 PM	

% R = 103.92
0.4 ml * 1000 ppm / 40 ml

% R = 103.54

% R = 101.47
0.4 ml * 1000 ppm / 40 ml

% R = 103.42

PB44 K2	54	0.1537	5.2900	6/9/2009@2:47:56 PM	
PB44 L2	55	0.3474	11.7547	6/9/2009@2:49:08 PM	
PB44 M2	56	0.5238	17.6393	6/9/2009@2:50:21 PM	
PB44 N2	57	0.3385	11.4566	6/9/2009@2:51:34 PM	
PB44 O2	58	0.3944	13.3220	6/9/2009@2:52:46 PM	
KCL	59	0.002	0.2305	6/9/2009@2:53:58 PM	
CCV	17	0.5123	17.2563	6/9/2009@2:55:10 PM	
Known Conc:		0.5			
CCB	18	0.0039	0.2921	6/9/2009@3:01:07 PM	
Known Conc:		0			

% R = 102.46

A

Soil Extraction Log

Date: 6-8-09

Parameter:

Analyst: W

Extraction Procedure: 4g sample in 40ml 2N KCl, shaken 1hr, centrifuged + filtered.

Time	Sample ID			Spikes and Standards			Notes & Comments
		Sample Wt (grams)	Extract Vol (mL)	Vol added (mL)	Conc of Std (mg/L)	Conc in Extract (mg/L)	
15:00	P-7LH	—	40				
	P-CHK	—		0.4	1.000	10	ERA 04088
	PB35A1	4.11					
	Aldup	4.10					
	Al ksp	4.10					
	Alms	4.29		0.4	1.000	10	ARI 0091-10
	CI	4.13					
	EI	4.18					
	GI	4.05					
	II	4.15					
	J1	4.28					
	K1	4.22					
	M1	4.22					
	O1	4.17					
	Q1	4.10					
	P967A2	4.37					
	R2	4.27					
	C2	4.01					
	D2	4.14					
	E2	4.21					
	F2	4.23					
	G2	4.28					
	H2	4.17					
	I2	4.19					

6-8-09

13

Soil Extraction Log

Date: 6-8-09

Parameter:

Analyst: W

Extraction Procedure: 4g in 40 ml 2N KCl, shaken 1 hr, centrifuged + filtered.

Time	Sample ID			Spikes and Standards			Notes & Comments
		Sample Wt (grams)	Extract Vol (mL)	Vol added (mL)	Conc of Std (mg/L)	Conc in Extract (mg/L)	
15:00	Prep Bll	4	40				
	Prep CH4			0.4	1,000	10	ERA 04088
	PR 44 AZ	4.01					
	AZ dnd	4.42					
	AZ top	4.04					
	AZ mid	4.26		0.4	1,000	10	ARI 0091-10
	BZ	4.22					
	CZ	4.29					
	DZ	4.09					
	EZ	4.22					
	FZ	4.07					
	GZ	4.24					
	HZ	4.08					
	IZ	4.08					
	JZ	4.16					
	KZ	4.28					
	LZ	4.11					
	MZ	4.03					
	NZ	4.27					
	OZ	4.09					

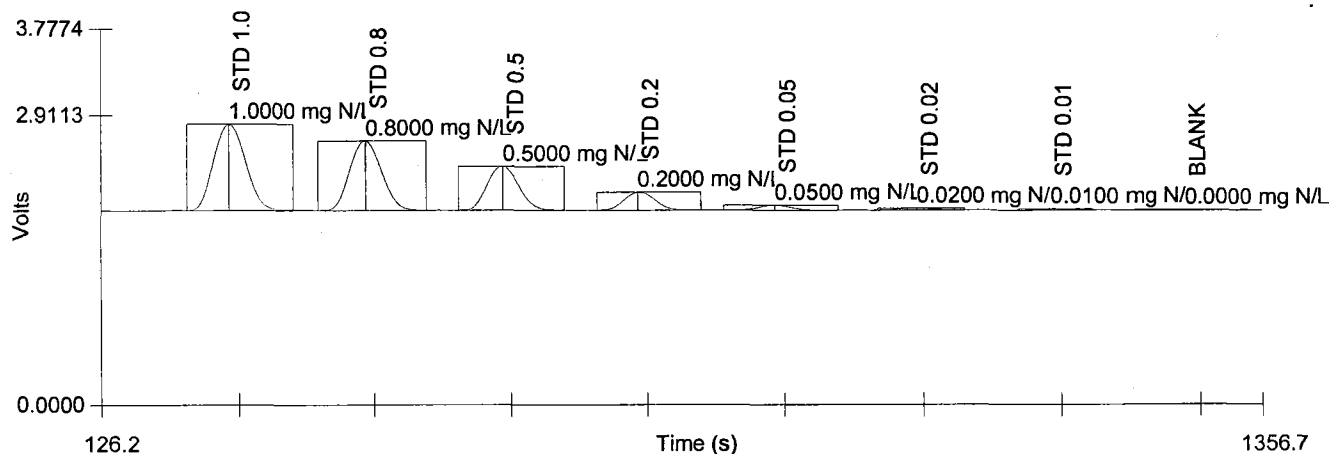
6-8-09
W

Original Run Filename: OM_6-9-2009_12-42-50PM.OMN created 6/9/2009 12:42:50 PM
 Original Run Author's Signature: [Omnion User]
 Current Run Filename: 060909NH3A.omn last modified 6/9/2009 3:06:21 PM
 Current Run Author's Signature: [Omnion User]
 Description: Default New Run

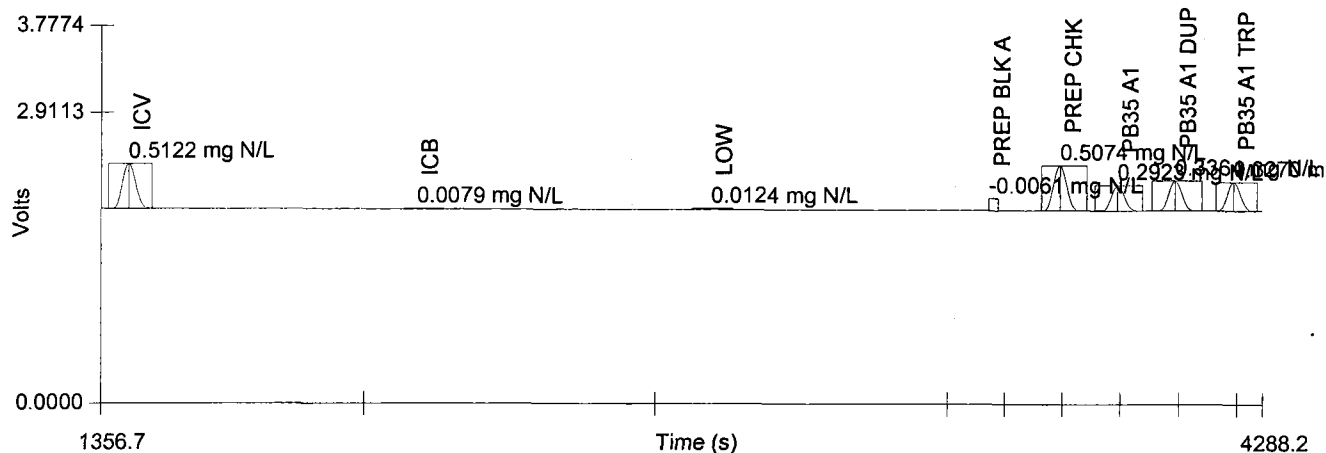
Sample	Cup No.	Channel 1		Detection Time	MDF
		NH3 Conc. (mg N/L)	Area (Vs)		
STD 1.0	S1	1.0000	33.4575	6/9/2009@12:43:53 PM	
STD 0.8	S2	0.8000	26.9851	6/9/2009@12:45:04 PM	
STD 0.5	S3	0.5000	16.7847	6/9/2009@12:46:15 PM	
STD 0.2	S4	0.2000	6.7740	6/9/2009@12:47:25 PM	
STD 0.05	S5	0.0500	1.9531	6/9/2009@12:48:36 PM	
STD 0.02	S6	0.0200	0.6798	6/9/2009@12:49:47 PM	
STD 0.01	S7	0.0100	0.4335	6/9/2009@12:50:58 PM	
BLANK	S8	0.0000	0.3116	6/9/2009@12:52:09 PM	
ICV	9	0.5122	17.2509	6/9/2009@12:53:20 PM	
Known Conc:		0.5000			
Calibration:		Table/Fig. 1			
ICB	10	0.0079	0.4250	6/9/2009@12:59:17 PM	
Known Conc:		0.0000			
LOW	11	0.0124	0.5765	6/9/2009@1:05:15 PM	
Known Conc:		0.0100			
PREP BLK A	12	-0.0061	-0.0394	6/9/2009@1:11:12 PM	
PREP CHK A	13	10.1488	17.0926	6/9/2009@1:12:23 PM	20.00
PB35 A1	14	0.2923	9.9165	6/9/2009@1:13:33 PM	
PB35 A1 DUP	15	0.3364	11.3875	6/9/2009@1:14:44 PM	
PB35 A1 TRP	16	0.3270	11.0731	6/9/2009@1:15:56 PM	
PB35 A1 MS	19	10.3202	17.3785	6/9/2009@1:17:07 PM	20.00
PB35 C1	20	0.4856	16.3653	6/9/2009@1:18:18 PM	
CCV	17	0.5166	17.3993	6/9/2009@1:19:29 PM	
Known Conc:		0.5000			
CCB	18	0.0031	0.2652	6/9/2009@1:25:26 PM	
Known Conc:		0.0000			
PB35 E1	21	0.4813	16.2200	6/9/2009@1:31:24 PM	
PB35 G1	22	0.1193	4.1443	6/9/2009@1:32:36 PM	
PB35 I1	23	0.6787	22.8058	6/9/2009@1:33:47 PM	
PB35 J1	24	0.3935	13.2919	6/9/2009@1:34:59 PM	
PB35 K1	25	0.4054	13.6897	6/9/2009@1:36:09 PM	
PB35 M1	26	0.4571	15.4129	6/9/2009@1:37:21 PM	
PB35 O1	27	0.7050	23.6854	6/9/2009@1:38:33 PM	
PB35 Q1	28	0.4370	14.7425	6/9/2009@1:39:44 PM	
PB63 A2	29	0.1453	5.0101	6/9/2009@1:40:55 PM	
PB63 B2	30	0.4491	15.1458	6/9/2009@1:42:07 PM	
CCV	17	0.5145	17.3270	6/9/2009@1:43:19 PM	
Known Conc:		0.5000			
CCB	18	0.0071	0.3987	6/9/2009@1:49:16 PM	
Known Conc:		0.0000			
PB63 C2	31	0.3781	12.7787	6/9/2009@1:55:14 PM	
PB63 D2	32	0.0681	2.4356	6/9/2009@1:56:27 PM	
PB63 E2	33	0.2897	9.8280	6/9/2009@1:57:38 PM	
PB63 F2	34	0.2785	9.4533	6/9/2009@1:58:49 PM	
PB63 G2	35	0.0464	1.7105	6/9/2009@2:00:00 PM	
PB63 H2	36	1.1480	38.4640	6/9/2009@2:01:13 PM	
PB63 I2	37	0.1684	5.7806	6/9/2009@2:02:25 PM	
PREP BLK B	38	-0.0114	-0.2187	6/9/2009@2:03:37 PM	
PREP CHK B	39	10.3924	17.4990	6/9/2009@2:04:49 PM	20.00
PB44 A2	40	0.4023	13.5835	6/9/2009@2:06:00 PM	
CCV	17	0.5177	17.4346	6/9/2009@2:07:11 PM	
Known Conc:		0.5000			
CCB	18	0.0025	0.2463	6/9/2009@2:13:10 PM	
Known Conc:		0.0000			
PB44 A2 DUP	41	0.4411	14.8800	6/9/2009@2:19:08 PM	
PB44 A2 TRP	42	0.4001	13.5108	6/9/2009@2:20:21 PM	
PB44 A2 MS	43	10.5490	17.7603	6/9/2009@2:21:33 PM	20.00
PB63 H2	44	1.1769	19.7960	6/9/2009@2:22:45 PM	2.00

PREP BLK B	38	-0.0045	0.0129	6/9/2009@2:23:58 PM
PB44 B2	45	0.5414	18.2269	6/9/2009@2:25:09 PM
PB44 C2	46	0.5433	18.2897	6/9/2009@2:26:21 PM
PB44 D2	47	0.0390	1.4632	6/9/2009@2:27:34 PM
PB44 E2	48	0.2827	9.5941	6/9/2009@2:28:46 PM
PB44 F2	49	0.5052	17.0170	6/9/2009@2:29:59 PM
CCV	17	0.5171	17.4144	6/9/2009@2:31:10 PM
Known Conc:		0.5000		
CCB	18	0.0068	0.3906	6/9/2009@2:37:07 PM
Known Conc:		0.0000		
PB44 G2	50	0.0892	3.1389	6/9/2009@2:43:06 PM
PB44 H2	51	0.0101	0.4991	6/9/2009@2:44:19 PM
PB44 I2	52	0.0148	0.6562	6/9/2009@2:45:31 PM
PB44 J2	53	0.2415	8.2214	6/9/2009@2:46:44 PM
PB44 K2	54	0.1537	5.2900	6/9/2009@2:47:56 PM
PB44 L2	55	0.3474	11.7547	6/9/2009@2:49:08 PM
PB44 M2	56	0.5238	17.6393	6/9/2009@2:50:21 PM
PB44 N2	57	0.3385	11.4566	6/9/2009@2:51:34 PM
PB44 O2	58	0.3944	13.3220	6/9/2009@2:52:46 PM
KCL	59	0.0020	0.2305	6/9/2009@2:53:58 PM
CCV	17	0.5123	17.2563	6/9/2009@2:55:10 PM
Known Conc:		0.5000		
CCB	18	0.0039	0.2921	6/9/2009@3:01:07 PM
Known Conc:		0.0000		

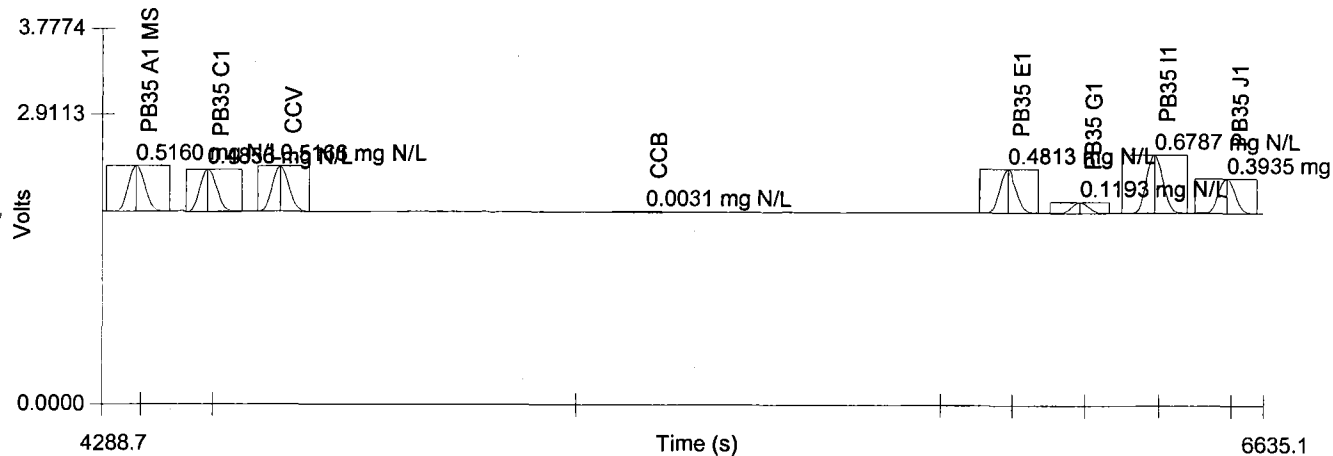
Channel 1: Set 1 of 9




Channel 1: Set 2 of 9



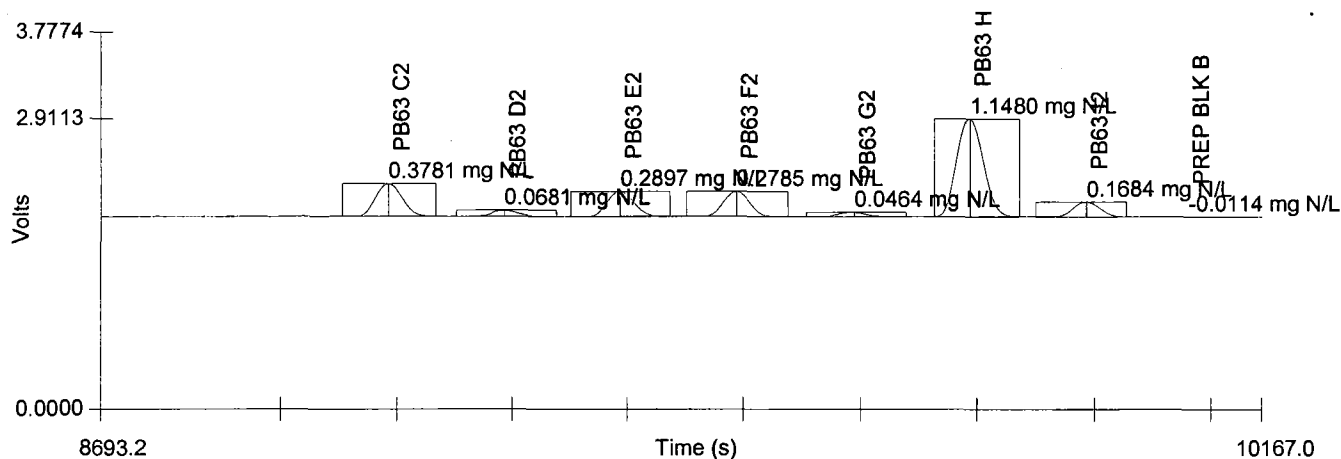
Channel 1: Set 3 of 9



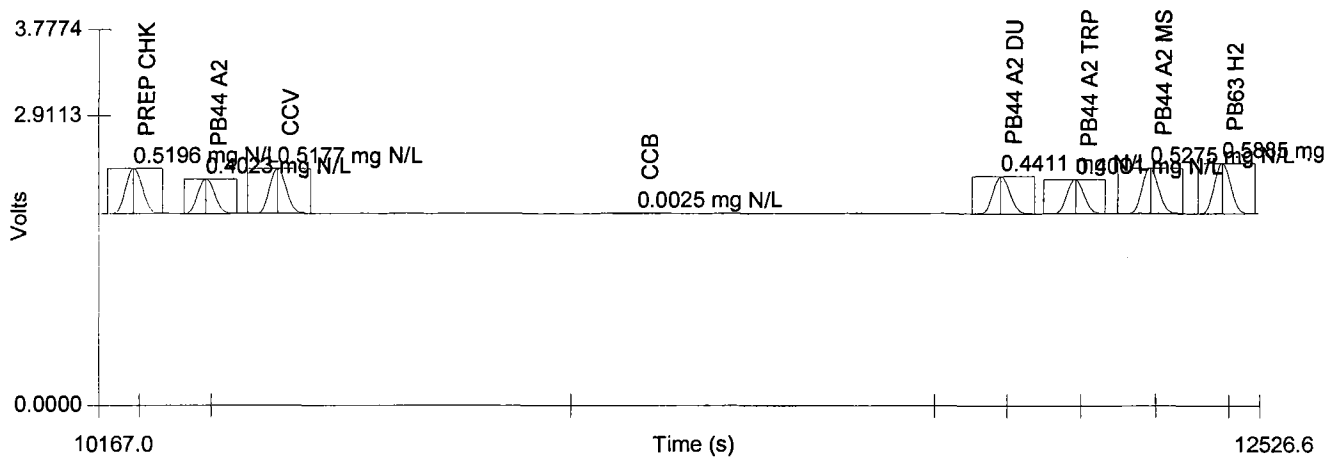
Channel 1: Set 4 of 9




Channel 1: Set 5 of 9



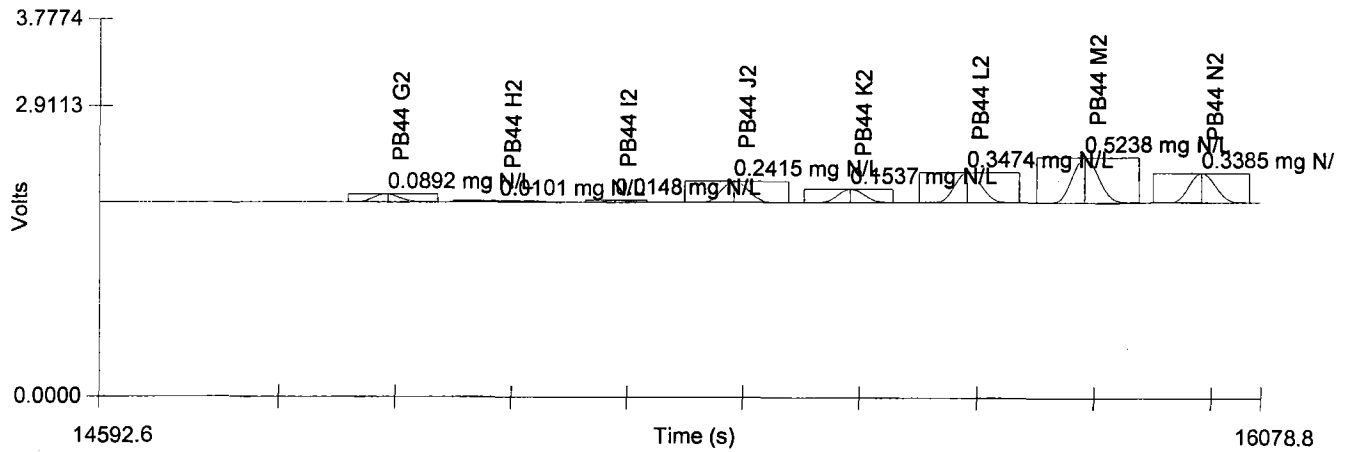
Channel 1: Set 6 of 9



Channel 1: Set 7 of 9



Channel 1: Set 8 of 9



Channel 1: Set 9 of 9

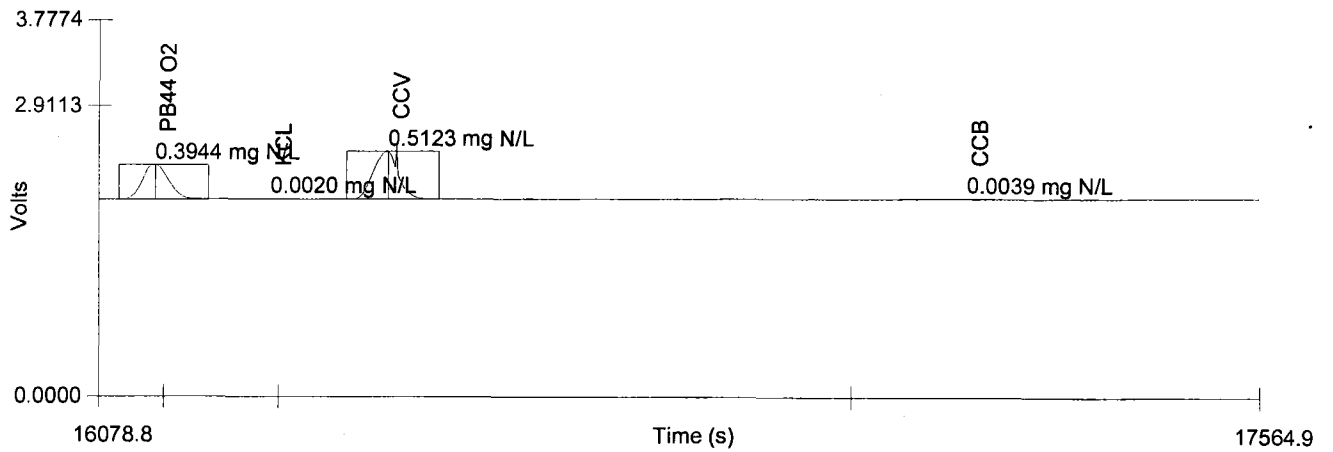
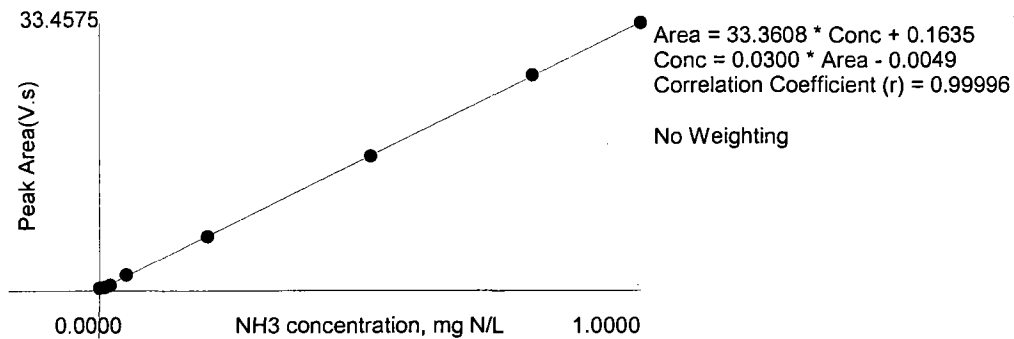


Table 1: NH3

	Conc. (mg N/L)	Rep	Peak Area (Volt-s)	Peak Height (Volts)	% Residual	Detection Date	Detection Time
1	1.0000	1	33.4575	0.8633	0.2	6/9/2009	12:43:53 PM
2	0.8000	1	26.9851	0.6955	-0.5	6/9/2009	12:45:04 PM
3	0.5000	1	16.7847	0.4394	0.4	6/9/2009	12:46:15 PM
4	0.2000	1	6.7740	0.1795	0.9	6/9/2009	12:47:25 PM
5	0.0500	1	1.9531	0.0507	-6.6	6/9/2009	12:48:36 PM
6	0.0200	1	0.6798	0.0193	18.2	6/9/2009	12:49:47 PM
7	0.0100	1	0.4335	0.0132	12.8	6/9/2009	12:50:58 PM
8	0.0000	1	0.3116	0.0057		6/9/2009	12:52:09 PM

Figure 1: NH3



W
6-12-09

TOC, Solids Data Analysis, DC-190			DATE: 6/11/09 10:00
Mode: NPOC	Inlet: Boat	ANALYST: KE	
Spike Std = 2,000 ppm C			

Calibration Data			
Calibration Standard		Source: ARI # 0094 - 06	Conc (ppm): 2,000
Observed Values (µg/g)		mean	Cal Factor
1,499	1,451	1,515	1,488
			1,344

Verification Standard		Source: ERA 0506 - 09 - 01	Conc (ppm): 5,000
Standard Reference Material		Source: NIST 8704	Conc (ppm): 33,510

Blank Data						Historical Blank Limits	
System Blanks (enter "observed C")						mean	stdev
Replicate Determinations						Mean	condition
Replicate	1	2	3	4	5	17.8	7.23
ppm	6.06	3.94	5.53	6.55		5.52	OK!
						LBL	-3.9
						UBL	39.5

Silica Blanks (enter "corrected C" at end of run)							
Replicate	1	2	3	4	5	Mean	condition

Sample Data (Entered data must match the Dohrmann output report !)
 "Corrected C" (no dilution) = "Observed C" - Mean Blank
 "Corrected C" (with dilution) = ("Observed C" - (Mean silica Blank * %Silica)) * Dilution Factor

Sample ID	Dilution Data				Spike (µL Std)	Combustion Data			
	Sample wt. (mg)	Final wt. (mg)	Silica (%)	Dilution Factor		Burn wt. (mg)	Observed C (ppm C)	Corrected C (ppm C)	
ICV				1.00		10.0	4884	4,878	97.57%
Blank				1.00		10.0	6,059		Blank OK
NIST 8704				1.00		3.4	30690	30,684	91.57%
PB44 K2				1.00		1.9	23620	23,614	Range OK!
PB44 K2 dup				1.00		2.0	22920	22,914	RPD=3%
PB44 K2 trp				1.00		1.8	20840	20,834	RSD=6.4%
PB44 K2 ms				1.00	20	1.5	49960	49,954	Range OK!
Spike = 0.04 mg C to		1.5 mg samp=		26,667 ppm		99%			
PB44 G2				1.00		2.9	7450	7,444	Range OK!
PB44 H2				1.00		1.9	3887	3,881	Range OK!
PB44 I 2				1.00		2.7	6611	6,605	Range OK!
PB44 J 2				1.00		1.7	24170	24,164	Range OK!
PB44 L2				1.00		2.3	22980	22,974	Range OK!
CCV				4.00		40.0	5687	5,684	113.63%
CCV				1.00		10.0	5373	5,367	107.35%
Blank				1.00		10.0	3,941		Blank OK
PB44 M2				1.00		3.4	13020	13,014	Range OK!
PB44 N2				1.00		3.3	11750	11,744	Range OK!
PB44 O2				1.00		2.0	40490	40,484	Range OK!
PB63 A2				1.00		1.5	40450	40,444	Range OK!
PB63 A2 dup				4.00		4.4	32530	32,524	RPD=21.7%
PB63 A2 dup				1.00		1.5	37320	37,314	RPD=8.1%
PB63 A2 trp				1.00		1.6	37420	37,414	RSD=4.6%
PB63 A2 ms				1.00	30	1.3	85550	85,544	Range OK!
Spike = 0.06 mg C to		1.3 mg samp=		46,154 ppm		98%			
PB63 B2				1.00		1.6	30780	30,774	Range OK!
PB63 C2				1.00		1.7	26010	26,004	Range OK!
CCV				1.00		10.0	4696	4,690	93.81%
Blank				4.00		40.0	131.7	-	Check Blank
Blank				4.00		40.0	119.7	-	Check Blank
Blank				1.00		10.0	5,534		Blank OK
PB63 D2				1.00		0.9	45770	45,764	Range OK!
PB63 E2				1.00		2.6	9153	9,147	Range OK!

PB44 : 01300

Sample Data (Entered data must match the Dohrmann output report !)									
<i>"Corrected C" (no dilution) = "Observed C" - Mean Blank</i>									
<i>"Corrected C" (with dilution) = ("Observed C" - (Mean silica Blank * %Silica)) * Dilution Factor</i>									
Sample ID	Dilution Data				Spike (μ L Std)	Combustion Data			
	Sample wt. (mg)	Final wt. (mg)	Silica (%)	Dilution Factor		Burn wt. (mg)	Observed C (ppm C)	Corrected C (ppm C)	
PB63 F2				1.00		1.3	12380	12,374	Range OK!
PB63 G2				1.00		1.4	6834	6,828	Range OK!
PB63 H 2				1.00		2.6	9034	9,028	Range OK!
PB63 I 2				1.00		2.1	14000	13,994	Range OK!
NIST 8704				1.00		3.1	32450	32,444	96.82%
CCV				1.00		10.0	5371	5,365	107.31%
Blank			-	1.00		10.0	0	-	NO PEAK!
Blank				1.00		10.0	6.551		Blank OK



① 6-11-09 ②

TOC Solids Sample Run Log Page 1 of 2

Set-Up Parameters MODE: <i>NPOC</i>			INLET: <i>BOAT</i>			
Standards:	Source	Conc (ppm)	10.00			
Calibration:	<i>ARI 0094-06</i>	<i>2000</i>				
Verification:	<i>ERA 0506-09-01</i>	<i>5000</i>				
SRM:	<i>NBS 8704</i>	<i>33570</i>				
Sample Sequence:						
Sample ID	Dilution Data (mg)		Burn Wt	Matrix Spike Data		Comments
	Sample	+ Silica Gel	mg	mg/L	µL added	
<i>ICV</i>			<i>1.0</i>			
<i>ICB</i>			<i>1.0</i>			
<i>NBS 8704</i>			<i>3.4</i>			
<i>PB44</i>	<i>K2</i>		<i>1.9</i>			
	<i>MS K2</i>		<i>2.0</i>			
	<i>MS K2</i>		<i>1.8</i>			
	<i>MS K2</i>		<i>1.5</i>	<i>2000</i>	<i>20</i>	
	<i>G2</i>		<i>2.9</i>			
	<i>H2</i>		<i>1.9</i>			
	<i>I2</i>		<i>2.7</i>			
	<i>I2</i>		<i>1.7</i>			
	<i>K2</i>		<i>2.3</i>			
<i>COU</i>			<i>10/10</i>			<i>2 injects</i>
<i>COB</i>			<i>10</i>			
<i>PB44</i>	<i>M2</i>		<i>3.4</i>			
	<i>n2 M2</i>		<i>3.3</i>			
	<i>O2</i>		<i>2.0</i>			
<i>PB63</i>	<i>A2</i>		<i>1.5</i>			
	<i>MS A2</i>		<i>1.34</i>			
	<i>MS A2</i>		<i>1.5</i>			
	<i>MS A2</i>		<i>1.6</i>			
	<i>MS A2</i>		<i>1.3</i>	<i>2000</i>	<i>30</i>	
	<i>B2</i>		<i>1.6</i>			
	<i>C2</i>		<i>1.7</i>			
<i>COU</i>			<i>10</i>			
<i>COB</i>			<i>10/10</i>			<i>2 injects</i>
<i>PB63</i>	<i>D2</i>		<i>0.9</i>			<i>air flow too new #1 (ORMS)</i>
	<i>E2</i>		<i>2.6</i>			
	<i>F2</i>		<i>1.3</i>			
	<i>G2</i>		<i>1.4</i>			
	<i>H2</i>		<i>2.6</i>			
	<i>I2</i>		<i>2.1</i>			



06-11-09 (W)

TOC Solids Sample Run Log Page 2 of 2

Set-Up Parameters			MODE: <u>NPOC</u>			INLET: <u>BOAT</u>		
Standards:	Source		Conc (ppm)			10.00		
Calibration:	<u>ARI 0094-06</u>		<u>2000</u>					
Verification:	<u>ERA 0506-09-01</u>		<u>5000</u>					
SRM:	<u>NBS 8704</u>		<u>33510</u>					
Sample Sequence:								
Sample ID	Dilution Data (mg)		Burn Wt	Matrix Spike Data		Comments		
	Sample	+ Silica Gel	mg	mg/L	µL added			
<u>NBS 8704</u>			<u>3.1</u>					
<u>CEW</u>			<u>10</u>					
<u>QOC CB</u>			<u>*10/10</u>			<u>* No inject (no peak)</u>		
<p>06-11-09 (W)</p>								

6-11-09 (W)

Operating Parameters

Analysis Pathway 1

NPCC Analysis

Sox mode

Sample size 10.
Calibration factor 1.349388
Spike blank 0.
Std. concentr. at 100000.
Sample mass (mg) = 10
1. NPCC = 4664 ug/g
10:05:31 Thu Jun 11, 2009
Sample mass (mg) = 10
1. NPCC = 5,059 ug/g
10:06:50 Thu Jun 11, 2009
Sample mass (mg) = 3.4
1. NPCC = 30880 ug/g
10:56:51 Thu Jun 11, 2009

Sample mass (mg) = 1.9
1. NPCC = 23870. ug/g
11:24:50 Thu Jun 11, 2009
Sample mass (mg) = 2.
1. NPCC = 22980. ug/g
11:19:18 Thu Jun 11, 2009
Sample mass (mg) = 1.8
1. NPCC = 20040. ug/g
11:53:39 Thu Jun 11, 2009
Sample mass (mg) = 1.5
1. NPCC = 49860. ug/g
12:08:20 Thu Jun 11, 2009
Sample mass (mg) = 2.2
1. NPCC = 7450. ug/g
12:17:07 Thu Jun 11, 2009
Sample mass (mg) = 1.8
1. NPCC = 3387. ug/g
12:23:54 Thu Jun 11, 2009
Sample mass (mg) = 2.7
1. NPCC = 2911. ug/g
12:32:47 Thu Jun 11, 2009
Sample mass (mg) = 1.7
1. NPCC = 24170. ug/g
12:54:08 Thu Jun 11, 2009
Sample mass (mg) = 2.3
1. NPCC = 22980. ug/g
13:25:00 Thu Jun 11, 2009
Sample mass (mg) = 10.
1. NPCC = 5937. ug/g
13:36:18 Thu Jun 11, 2009
Sample mass (mg) = 10.
1. NPCC = 5673. ug/g
13:39:47 Thu Jun 11, 2009
Sample mass (mg) = 10.
1. NPCC = 3,841 ug/g
13:59:36 Thu Jun 11, 2009

Sample mass (mg) = 3.4
1. NPCC = 13920. ug/g
14:11:33 Thu Jun 11, 2009
Sample mass (mg) = 3.3
1. NPCC = 11750. ug/g
14:26:07 Thu Jun 11, 2009

FB44:01304

1. NPOC = 40490. ug/g
13:15:00 Thu Jun 11, 2009
Sample mass (mg) = 1.5
1. NPOC = 40490. ug/g
13:29:00 Thu Jun 11, 2009
Sample mass (mg) = 1.4
1. NPOC = 52590. ug/g
13:33:11 Thu Jun 11, 2009
Sample mass (mg) = 1.5
1. NPOC = 37320. ug/g
13:41:18 Thu Jun 11, 2009
Sample mass (mg) = 1.6
1. NPOC = 37420. ug/g
13:59:10 Thu Jun 11, 2009
Sample mass (mg) = 1.3
1. NPOC = 33550. ug/g
14:00:00 Thu Jun 11, 2009
Sample mass (mg) = 1.9
1. NPOC = 30780. ug/g
14:08:05 Thu Jun 11, 2009
Sample mass (mg) = 1.7
1. NPOC = 29010. ug/g
14:19:11 Thu Jun 11, 2009
Sample mass (mg) = 10.
1. NPOC = 4690. ug/g
14:39:02 Thu Jun 11, 2009
Sample mass (mg) = 10.
1. NPOC = 131.7 ug/g
14:46:39 Thu Jun 11, 2009
Sample mass (mg) = 10.
1. NPOC = 119.7 ug/g
14:50:04 Thu Jun 11, 2009
Sample mass (mg) = 10.
1. NPOC = 5.534 ug/g
17:01:10 Thu Jun 11, 2009
Sample mass (mg) = 0.9
1. NPOC = 45770. ug/g
17:07:22 Thu Jun 11, 2009
Sample mass (mg) = 2.6
1. NPOC = 5153. ug/g
17:13:54 Thu Jun 11, 2009
Sample mass (mg) = 1.9
1. NPOC = 12390. ug/g
17:24:27 Thu Jun 11, 2009
Sample mass (mg) = 1.4
1. NPOC = 6834. ug/g
17:37:07 Thu Jun 11, 2009
Sample mass (mg) = 2.6
1. NPOC = 9034. ug/g
17:49:08 Thu Jun 11, 2009
Sample mass (mg) = 2.1
1. NPOC = 14000. ug/g
17:57:56 Thu Jun 11, 2009
Sample mass (mg) = 3.1
1. NPOC = 32450. ug/g
18:06:07 Thu Jun 11, 2009
Sample mass (mg) = 10.
1. NPOC = 5371. ug/g
18:10:19 Thu Jun 11, 2009

Power off at:
18:10:55 Thu Jun 11, 2009
Power on at: 18:11:01 Thu Jun 11, 2009
Sample mass (mg) = 10.

16:12:02 106 Jun 11, 2009
Sample mass (mg) = 10.
1. NPOC = 9.551 ug/g
18:15:50 Thu Jun 11, 2009

6-10-09

TOC, Solids Data Analysis, DC-190 DATE: 6/10/09 10:48
 Mode: NPOC Inlet: Boat ANALYST: KE
 Spike Std = 2,000 ppm C

Calibration Data			
Calibration Standard		Source: ARI # 0094 - 06	Conc (ppm): 2,000
Observed Values (µg/g)		mean	Cal Factor
1,499	1,451	1,515	1.344
Verification Standard		Source: ERA 0506 - 09 - 01	Conc (ppm): 5,000
Standard Reference Material		Source: NIST 8704	Conc (ppm): 33,510

Blank Data							Historical Blank Limits	
System Blanks (enter "observed C")							mean	stdev
Replicate Determinations							Mean	condition
Replicate	1	2	3	4	5		17.8	7.23
ppm	28.14	6.24	6.34	3.13		10.96	OK!	-3.9
								UBL 39.5

Silica Blanks (enter "corrected C" at end of run)							
Replicate	1	2	3	4	5	Mean	condition
	19.0	22.0	26.0			22.33	OK!

Sample Data (Entered data must match the Dohrmann output report !)
 "Corrected C" (no dilution) = "Observed C" - Mean Blank
 "Corrected C" (with dilution) = ("Observed C" - (Mean silica Blank * %Silica)) * Dilution Factor

Sample ID	Dilution Data				Spike (µL Std)	Combustion Data			
	Sample wt. (mg)	Final wt. (mg)	Silica (%)	Dilution Factor		Burn wt. (mg)	Observed C (ppm C)	Corrected C (ppm C)	
ICV				1.00		10.0	5020	5,009	100.18%
Blank			-	1.00		10.0	1.992	-	BOAT BURN
Blank			-	1.00		10.0	28.14		Blank OK
NIST 8704			-	1.00		2.9	32490	32,479	96.92%
SB 1			-	1.00		9.6	19.88	9	Low Scale
SB 2			-	1.00		27.7	29.54	19	Range OK!
SB 3			-	1.00		38.1	33.33	22	Range OK!
SB 4			-	1.00		39.8	22.97	12	Range OK!
SB 5			-	1.00		62.5	28.36	17	Range OK!
SB 6			-	1.00		9.6	96.4	85	Range OK!
SB 7			-	1.00		9.9	22.45	11	Low Scale
SB 8			-	1.00		18.1	37.42	26	Range OK!
SB 9			-	1.00		17.6	22.06	11	Low Scale
CCV			-	1.00		10.0	5823	5,812	116.24%
CCV			-	1.00		10.0	5378	5,367	107.34%
Blank			-	1.00		10.0	6.237		Blank OK
PB20 E2	14.9	149.7	90.05%	10.05		1.9	8897	89,186	Range OK!
PB20 E2 dup	14.5	145.4	90.03%	10.03		1.9	10820	108,297	RPD=19.4%
PB20 E2 trp	14.6	145.3	89.95%	9.95		1.8	3948	39,091	RSD=45.3%
PB20 E2 trp	14.6	145.3	89.95%	9.95		2.0	8748	86,861	RSD=12.4%
PB20 E2 ms	14.9	149.7	90.05%	10.05	40	2.3	23340	233,993	Range OK!
Spike =		0.02 mg C to	0.2 mg samp =	87,365 ppm				166%	
PB20 E2 ms	14.9	149.7	90.05%	10.05	10	1.4	26410	265,139	Range OK!
Spike =		0.02 mg C to	0.1 mg samp =	143,528 ppm				123%	
PB20 A2			-	1.00		1.6	3864	3,853	Range OK!
PB20 B2			-	1.00		1.0	69550	69,539	Range OK!
PB20 C2			-	1.00		1.0	22690	22,679	Range OK!
PB20 D2			-	1.00		2.5	5475	5,464	Range OK!
CCV			-	1.00		10.0	4820	4,809	96.18%
Blank			-	1.00		10.0	62.43	-	Blank OK
Blank			-	1.00		10.0	0	-	NO PEAK!
Blank			-	1.00		10.0	6.342		Blank OK
PB20 F2			-	1.00		1.0	28970	28,959	Range OK!

Sample Data (Entered data must match the Dohrmann output report !)									
"Corrected C" (no dilution) = "Observed C" - Mean Blank									
"Corrected C" (with dilution) = ("Observed C" - (Mean silica Blank * %Silica)) * Dilution Factor									
Sample ID	Dilution Data				Spike (μ L Std)	Combustion Data			
	Sample wt. (mg)	Final wt. (mg)	Silica (%)	Dilution Factor		Burn wt. (mg)	Observed C (ppm C)	Corrected C (ppm C)	
PB20 G2	10.9	105.1	89.63%	9.64		1.4	15130	145,694	Range OK!
PB20 H2	11.8	104.6	88.72%	8.86		1.8	10290	91,039	Range OK!
PB20 I 2				1.00		2.0	5286	5,275	Range OK!
PB44 A2				1.00		1.8	15210	15,199	Range OK!
PB44 B2				1.00		2.7	7155	7,144	Range OK!
PB44 C2				1.00		2.5	11460	11,449	Range OK!
PB44 D2				1.00		1.1	64930	64,919	Range OK!
PB44 E2				1.00		1.6	20240	20,229	Range OK!
PB44 F2				1.00		1.4	21000	20,989	Range OK!
NIST 8704				1.00		3.4	30450	30,439	90.84%
CCV				1.00		10.0	4953	4,942	98.84%
Blank				1.00		10.0	3.134		Blank OK



08-10-09 (10)

TOC Solids Sample Run Log Page 1 of 2

Set-Up Parameters MODE: <i>NPOC</i>			INLET: <i>BOAT</i>			
Standards:	Source	Conc (ppm)	10:48			
Calibration:	<i>ARI 0094-06</i>	<i>2000</i>				
Verification:	<i>ERA 050609-01</i>	<i>5000</i>				
SRM:	<i>NBS 8704</i>	<i>33570</i>				
Sample Sequence:						
Sample ID	Dilution Data (mg)		Burn Wt	Matrix Spike Data		Comments
	Sample	+ Silica Gel	mg	mg/L	µL added	
<i>1CU</i>			<i>10</i>			
<i>1CB</i>			<i>10</i>			
<i>10B</i>			<i>10</i>			
<i>NBS 8704</i>			<i>2.9</i>			
<i>SB 1</i>			<i>9.6</i>			
<i>2</i>			<i>27.7</i>			
<i>3</i>			<i>38.1</i>			
<i>4</i>			<i>39.8</i>			
<i>5</i>			<i>62.5</i>			
<i>6</i>			<i>9.6</i>			
<i>7</i>			<i>9.9</i>			
<i>8</i>			<i>18.1</i>			
<i>9</i>			<i>17.6</i>			
<i>CCU</i>			<i>*10/10</i>			<i>AIR flow low 2 injects</i>
<i>OCB</i>			<i>10</i>			
<i>PB20 E2</i>	<i>14.9</i>	<i>149.7</i>	<i>1.9</i>			
<i>PE2</i>	<i>14.5</i>	<i>145.4</i>	<i>1.9</i>			
<i>PE2</i>	<i>14.6</i>	<i>145.3</i>	<i>1.8</i>			<i>- low Run -</i>
<i>PE2</i>	<i>14.6</i>	<i>145.3</i>	<i>2.0</i>			
<i>MS E2</i>	<i>14.9</i>	<i>149.7</i>	<i>2.3</i>	<i>2000</i>	<i>10</i>	<i>high</i>
<i>MS E2</i>	<i>14.9</i>	<i>149.7</i>	<i>1.4</i>	<i>2000</i>	<i>10</i>	
<i>A2</i>			<i>1.6</i>			
<i>B2</i>			<i>1.0</i>			
<i>C2</i>			<i>1.0</i>			
<i>D2</i>			<i>2.5</i>			
<i>CCU</i>			<i>10</i>			
<i>OCB</i>			<i>*10/10</i>			<i>*Boat Burn/Inject</i>
<i>PB20 F2</i>			<i>1.0</i>			
<i>G2</i>	<i>10.9</i>	<i>105.1</i>	<i>1.4</i>			
<i>H2</i>	<i>11.8</i>	<i>104.6</i>	<i>1.8</i>			
<i>I2</i>			<i>2.0</i>			
<i>PB44 A2</i>			<i>1.8</i>			



①6-10-09②

TOC Solids Sample Run Log Page 2 of 2

Set-Up Parameters			MODE: NPOC	INLET: Boat		
Standards:	Source	Conc (ppm)		10:48		
Calibration:	ARI 0094-06	2000				
Verification:	ERA 0506-09-01	5000				
SRM:	NBS 8704	33510				
Sample Sequence:						
Sample ID	Dilution Data (mg)		Burn Wt mg	Matrix Spike Data		Comments
	Sample	+ Silica Gel		mg/L	µL added	
PB44 ↓ ↓ ↓ ↓	B2		2.7			
	C2		2.5			
	D2		1.1			
	E2		1.6			
	F2		1.4			
NBS 8704			3.4			
CCW			10			
CCB			10			
6-10-09 ①②						

6-10-09 (2)

Operating Parameters

Analyte set-up 1
NPOC Analysis
Boat No. 1
Sample size 10.
Calibration factor 1.040000
System blank 1
Std. concentration = 2000.
Sample mass (mg) = 10.
1. NPOC = 5000 ug/g
11:03:10 Wed Jun 10, 2009
Sample mass (mg) = 10.
1. NPOC = 1300 ug/g
11:39:57 Wed Jun 10, 2009
Sample mass (mg) = 10
1. NPOC = 28.14 ug/g
11:49:30 Wed Jun 10, 2009
Sample mass (mg) = 2.9
1. NPOC = 32490. ug/g
11:49:57 Wed Jun 10, 2009
Sample mass (mg) = 9.6
1. NPOC = 12.65 ug/g
11:59:15 Wed Jun 10, 2009
Sample mass (mg) = 27.7
1. NPOC = 29.54 ug/g
12:13:18 Wed Jun 10, 2009
Sample mass (mg) = 39.1
1. NPOC = 36.50 ug/g
12:21:52 Wed Jun 10, 2009
Sample mass (mg) = 30.8
1. NPOC = 22.37 ug/g
12:27:59 Wed Jun 10, 2009
Sample mass (mg) = 62.3
1. NPOC = 28.30 ug/g.
12:33:45 Wed Jun 10, 2009
Sample mass (mg) = 5.6
1. NPOC = 35.1 ug/g
12:38:00 Wed Jun 10, 2009
Sample mass (mg) = 10.6
1. NPOC = 22.45 ug/g
12:46:34 Wed Jun 10, 2009
Sample mass (mg) = 16.1
1. NPOC = 37.42 ug/g
13:00:54 Wed Jun 10, 2009
Sample mass (mg) = 17.0
1. NPOC = 32.03 ug/g
13:11:32 Wed Jun 10, 2009
Sample mass (mg) = 10.
1. NPOC = 5623. ug/g
13:30:23 Wed Jun 10, 2009
Sample mass (mg) = 10.
1. NPOC = 5376. ug/g
13:40:09 Wed Jun 10, 2009
Sample mass (mg) = 10.
1. NPOC = 6.237 ug/g
13:45:26 Wed Jun 10, 2009
Sample mass (mg) = 1.9
1. NPOC = 2897. ug/g
13:55:44 Wed Jun 10, 2009
Sample mass (mg) = 1.9
1. NPOC = 10020. ug/g

Sample mass (mg) = 1.8
1. NPOC = 9946. ug/g
14:18:05 Wed Jun 10, 2009
Sample mass (mg) = 2.
1. NPOC = 9749. ug/g
14:21:00 Wed Jun 10, 2009
Sample mass (mg) = 2.3
1. NPOC = 20810. ug/g
14:30:40 Wed Jun 10, 2009
Sample mass (mg) = 1.4
1. NPOC = 26410. ug/g
15:10:44 Wed Jun 10, 2009
Sample mass (mg) = 1.6
1. NPOC = 3004. ug/g
15:20:34 Wed Jun 10, 2009
Sample mass (mg) = 1.
1. NPOC = 92570. ug/g
15:27:05 Wed Jun 10, 2009
Sample mass (mg) = 1.
1. NPOC = 20890. ug/g
15:35:28 Wed Jun 10, 2009
Sample mass (mg) = 2.5
1. NPOC = 5475. ug/g
15:44:55 Wed Jun 10, 2009
Sample mass (mg) = 10.
1. NPOC = 4920. ug/g
15:50:00 Wed Jun 10, 2009
Sample mass (mg) = 10.
1. NPOC = 63.43 ug/g
15:52:10 Wed Jun 10, 2009
Sample mass (mg) = 10.

1. NPOC = 0. ug/g No Peak!!
15:58:52 Wed Jun 10, 2009
Sample mass (mg) = 10.
1. NPOC = 6.342 ug/g
16:07:37 Wed Jun 10, 2009
Sample mass (mg) = 1.
1. NPOC = 20970. ug/g
16:13:42 Wed Jun 10, 2009
Sample mass (mg) = 1.4
1. NPOC = 15130. ug/g
16:18:35 Wed Jun 10, 2009
Sample mass (mg) = 1.8
1. NPOC = 10290. ug/g
16:26:49 Wed Jun 10, 2009
Sample mass (mg) = 2.
1. NPOC = 3286. ug/g
16:40:20 Wed Jun 10, 2009
Sample mass (mg) = 1.8
1. NPOC = 15210. ug/g
16:53:49 Wed Jun 10, 2009
Sample mass (mg) = 2.7
1. NPOC = 7155. ug/g
17:05:24 Wed Jun 10, 2009
Sample mass (mg) = 2.5
1. NPOC = 11400. ug/g
17:11:24 Wed Jun 10, 2009
Sample mass (mg) = 1.1
1. NPOC = 94830. ug/g
17:17:31 Wed Jun 10, 2009
Sample mass (mg) = 1.8
1. NPOC = 20240. ug/g
17:24:12 Wed Jun 10, 2009
Sample mass (mg) = 1.4

17:36:14 Wed Jun 10, 2009
Sample mass (mg) = 2.4
1. NPOC = 30450 ug/g
17:37:41 Wed Jun 10, 2009
Sample mass (mg) = 10.
1. NPOC = 4953. ug/g
17:41:47 Wed Jun 10, 2009
Sample mass (mg) = 10.
1. NPOC = 3.134 ug/g
17:44:21 Wed Jun 10, 2009



ANALYST NOTES

ARI Job No: PB 20

Client Name: _____

Parameter: JOC SOLIDS

Client Project: _____

High spike recovery (109 to 166% dependant upon run and background concentration) probably due to variation in sample data. Overall mean of 86800 ppm varied by 26% relative to the three preps - duplicate burns per prep 3 varied by 54%

Data would be as follows:

rep	burn 1	burn 2	mean	RSD
1	89186		89186	
2	108297		108297	
3	39091	86861	62976	54%
overall mean			86820	
overall RSD			26%	

Analyst: mm 6-11-09

Date Analyzed: 6-10-09



ANALYST NOTES

ARI Job No: PB44

Client Name: Environmental Science Corp.

Parameter: TOC

Client Project: JELD-WEN NORD DOOR

Sample PB44 F² had no initial weight recorded and
Sample PB44 I² had a higher final weight than initial
weight. Both samples were run again.

Analyst: BL

Date Analyzed: 6/5/09

Geotechnical Analysis

prepared
for

ENVIROMENTAL SCIENCE CORP.

Project: JELD-WEN NORD DOOR

ARI JOB NO: PB44

prepared
by

Analytical Resources, Inc.

Environmental Science Corp.
JELD-WEN NORD DOOR

Apparent Grain Size Distribution Summary
Percent Finer Than Indicated Size

Sample No.	Gravel			Very Coarse Sand	Coarse Sand	Medium Sand	Fine Sand	Very Fine Sand	Silt					Clay					
	3/8"	#4 (4750)	#10 (2000)						0	1	2	3	4	5	6	7	8	9	10
Phi Size	-3	-2	-1																
Sieve Size (microns)	3/8"	#4 (4750)	#10 (2000)	#18 (1000)	#35 (500)	#60 (250)	#120 (125)	#230 (63)	31.00	15.60	7.80	3.90	2.00	1.00					
3SED7-C	100.0	100.0	97.7	94.7	91.9	88.1	85.1	83.4	78.1	55.5	33.8	21.0	14.6	8.2					
	100.0	100.0	99.4	97.5	95.0	91.1	88.3	86.5	80.1	58.5	35.4	21.7	15.5	8.6					
	100.0	100.0	99.1	96.8	94.6	91.3	88.6	86.9	80.8	57.3	35.7	21.7	15.5	9.0					
3SED4-A	100.0	67.2	56.1	50.2	37.0	15.5	7.4	5.6	4.9	3.7	2.7	1.9	1.4	0.8					
3SED4-B	100.0	93.1	89.1	82.2	61.9	31.7	17.9	14.9	13.0	8.5	5.8	3.9	2.9	1.7					
3SED4-C	100.0	98.8	98.0	93.4	76.4	47.1	32.0	26.9	20.1	13.3	8.7	5.7	3.9	2.6					
3SED3-A	100.0	51.5	40.3	33.1	25.5	18.5	15.1	13.3	11.7	9.0	6.2	4.0	2.4	1.3					
3SED3-B	100.0	96.6	93.6	89.0	83.6	78.4	74.3	70.4	63.2	45.0	27.6	17.9	11.5	7.3					
3SED3-C	100.0	85.6	72.7	64.6	57.1	50.3	46.4	43.7	40.2	28.4	17.9	10.9	6.8	4.5					
3SED6-A	100.0	47.9	35.9	27.9	18.3	7.2	4.0	2.9	NA	NA	NA	NA	NA	NA					
3SED6-B	100.0	43.3	34.4	28.9	21.5	12.3	10.1	8.9	4.2	3.2	2.4	1.7	1.1	0.7					
3SED6-C	100.0	37.5	30.1	23.9	16.2	8.2	6.2	4.9	3.9	3.0	2.2	1.6	1.1	0.6					
3SED7-A	100.0	62.0	48.6	40.7	32.3	20.9	16.1	15.2	11.3	8.3	5.1	3.4	2.1	1.3					
3SED7-B	100.0	99.2	98.4	95.5	93.0	87.7	83.6	81.4	71.2	50.7	31.9	19.7	13.1	8.1					
3SED9-A	100.0	99.6	99.4	97.6	96.1	93.4	91.1	89.6	84.8	68.1	42.5	18.9	11.2	7.6					
3SED9-B	100.0	82.4	79.4	76.6	73.4	69.7	67.8	66.5	60.0	48.4	27.3	10.8	6.1	4.0					
3SED9-C	100.0	99.1	97.7	95.5	89.7	80.5	77.4	76.0	71.2	55.9	32.6	12.0	5.5	4.3					

Notes to the Testing:

1. Organic matter was not removed prior to testing, thus the reported values are the "apparent" grain size distribution. See narrative for discussion of the testing.

QA SUMMARY

Client:	Environmental Science Corp.	Client Project No.:	JELD-WEN NORD DOOR
ARI Trip. Sample ID:	PB44 L	Batch No.:	PB44-1
Client Trip. Sample ID:	3SED7-C	Page:	1 of 1

Sample ID	Relative Standard Deviation, By Phi Size													
	-3	-2	-1	0	1	2	3	4	5	6	7	8	9	10
3SED7-C	100.0	100.0	97.7	94.7	91.9	88.1	85.1	83.4	78.1	55.5	33.8	21.0	14.6	8.2
	100.0	100.0	99.4	97.5	95.0	91.1	88.3	86.5	80.1	58.5	35.4	21.7	15.5	8.6
	100.0	100.0	99.1	96.8	94.6	91.3	88.6	86.9	80.8	57.3	35.7	21.7	15.5	9.0
AVE	NA	100.00	98.72	96.34	93.84	90.19	87.32	85.61	79.65	57.10	34.98	21.48	15.19	8.61
STDEV	NA	0.00	0.91	1.44	1.73	1.78	1.90	1.95	1.43	1.49	1.05	0.41	0.55	0.38
%RSD	NA	0.00	0.92	1.50	1.84	1.97	2.17	2.27	1.79	2.61	3.00	1.92	3.63	4.42

The Triplicate Applies To The Following Samples

Client ID	Date Sampled	Date Extracted	Date Complete	QA Ratio (95-105)	Data Qualifiers	Pipette Portion (5.0-25.0g)
3SED7-C	6/4/2009	6/16/2009	6/23/2009	99.5		14.8
	6/4/2009	6/16/2009	6/23/2009	98.9		15.5
	6/4/2009	6/16/2009	6/23/2009	101.2		16.2
3SED4-A	6/4/2009	6/17/2009	6/23/2009	99.9		7.0
3SED4-B	6/4/2009	6/17/2009	6/23/2009	98.8		10.9
3SED4-C	6/4/2009	6/17/2009	6/23/2009	101.1		15.2
3SED3-A	6/4/2009	6/18/2009	6/23/2009	100.2		11.1
3SED3-B	6/4/2009	6/18/2009	6/23/2009	98.2		13.1
3SED3-C	6/4/2009	6/18/2009	6/23/2009	98.4		12.5
3SED6-A	6/4/2009	6/19/2009	6/23/2009	98.9		3.7
3SED6-B	6/4/2009	6/18/2009	6/23/2009	104.1		11.8
3SED6-C	6/4/2009	6/18/2009	6/23/2009	99.9		6.5
3SED7-A	6/4/2009	6/18/2009	6/23/2009	103.9		10.2
3SED7-B	6/4/2009	6/18/2009	6/23/2009	98.1		14.8
3SED9-A	6/4/2009	6/18/2009	6/23/2009	99.6		16.5
3SED9-B	6/4/2009	6/18/2009	6/23/2009	101.2		18.0
3SED9-C	6/4/2009	6/18/2009	6/23/2009	99.1		13.9

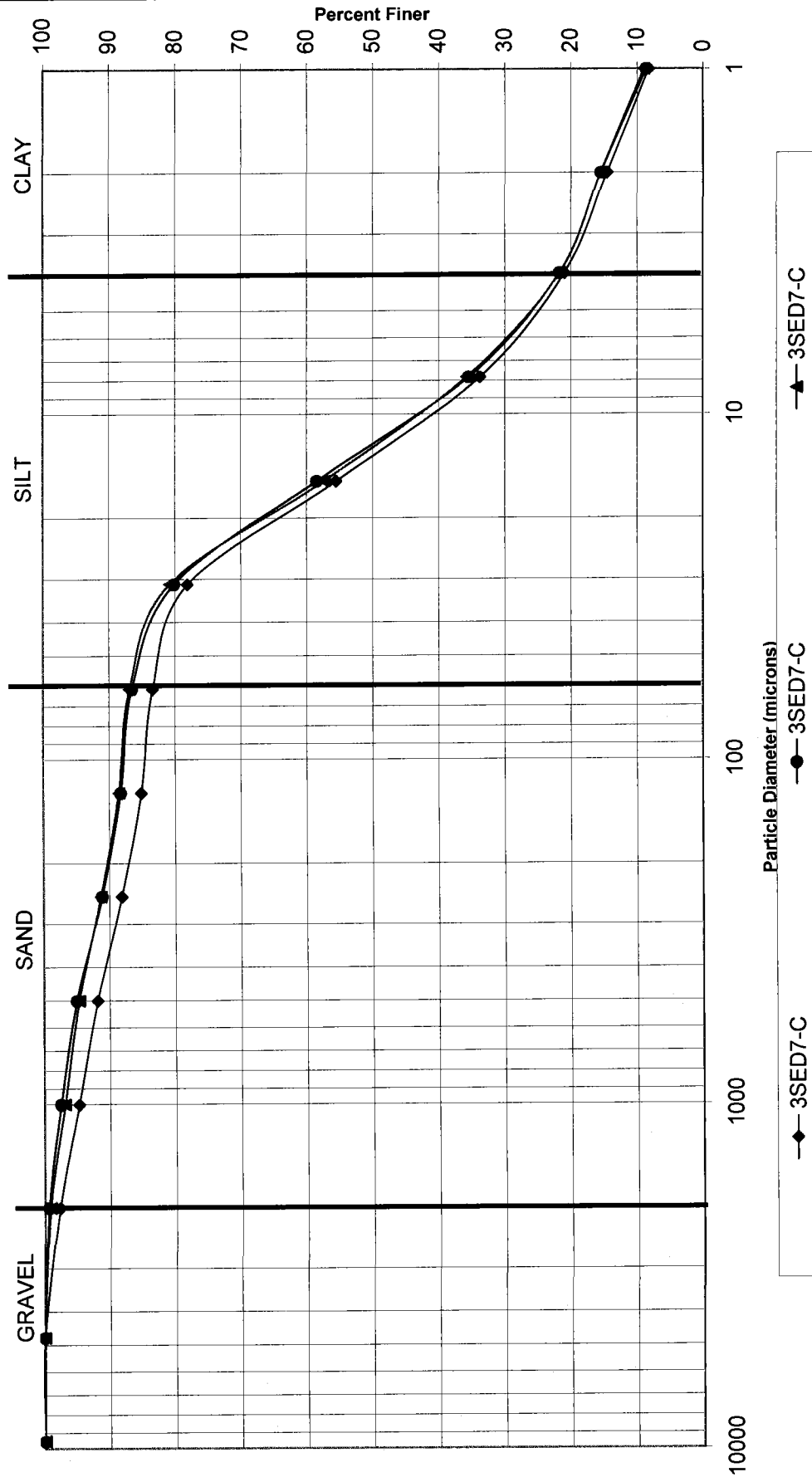
* ARI Internal QA limits = 95-105%

Notes to the Testing:

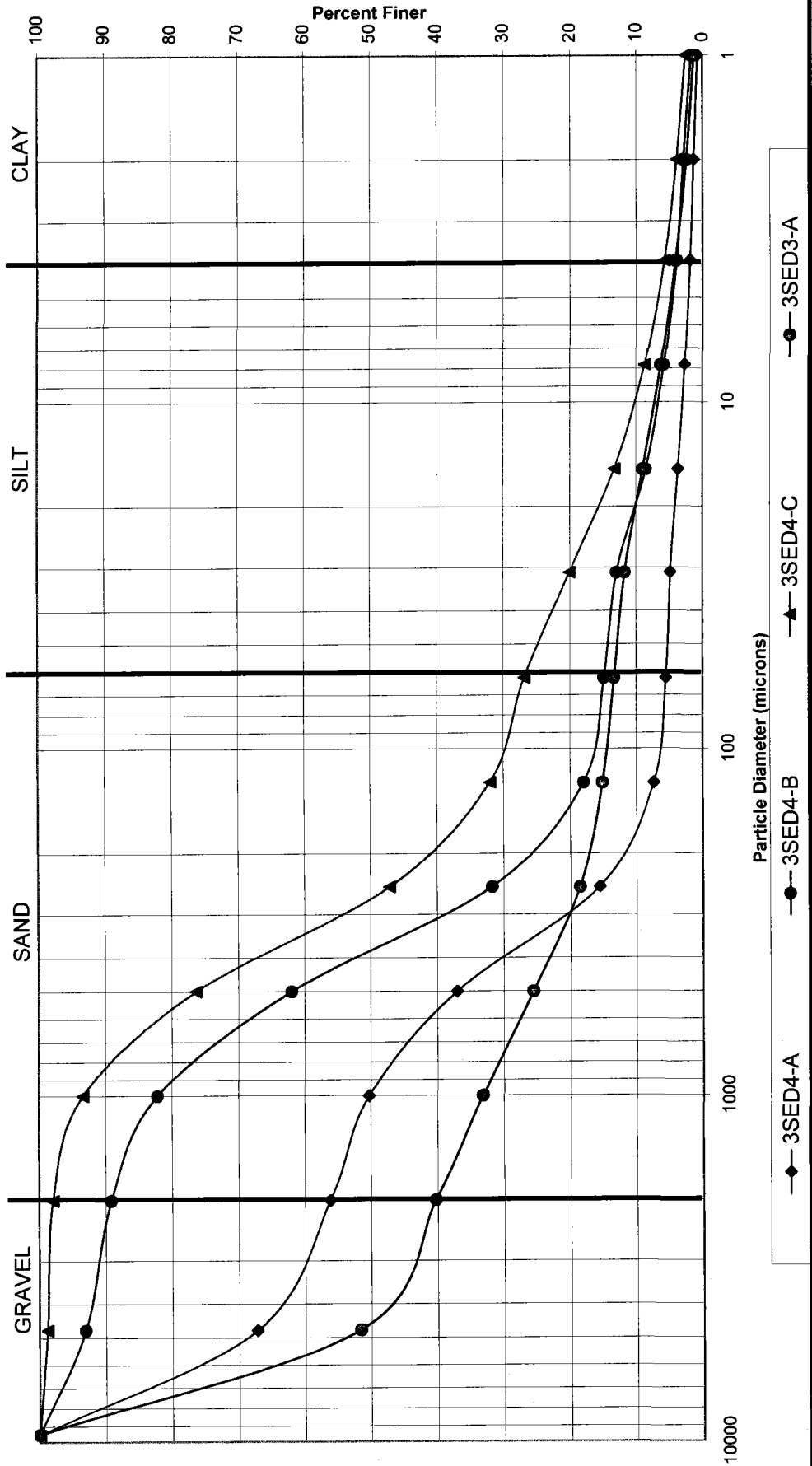
1. Organic matter was not removed prior to testing, thus the reported values are the "apparent" grain size distribution. See narrative for discussion of the testing.

PSEP Grain Size Distribution

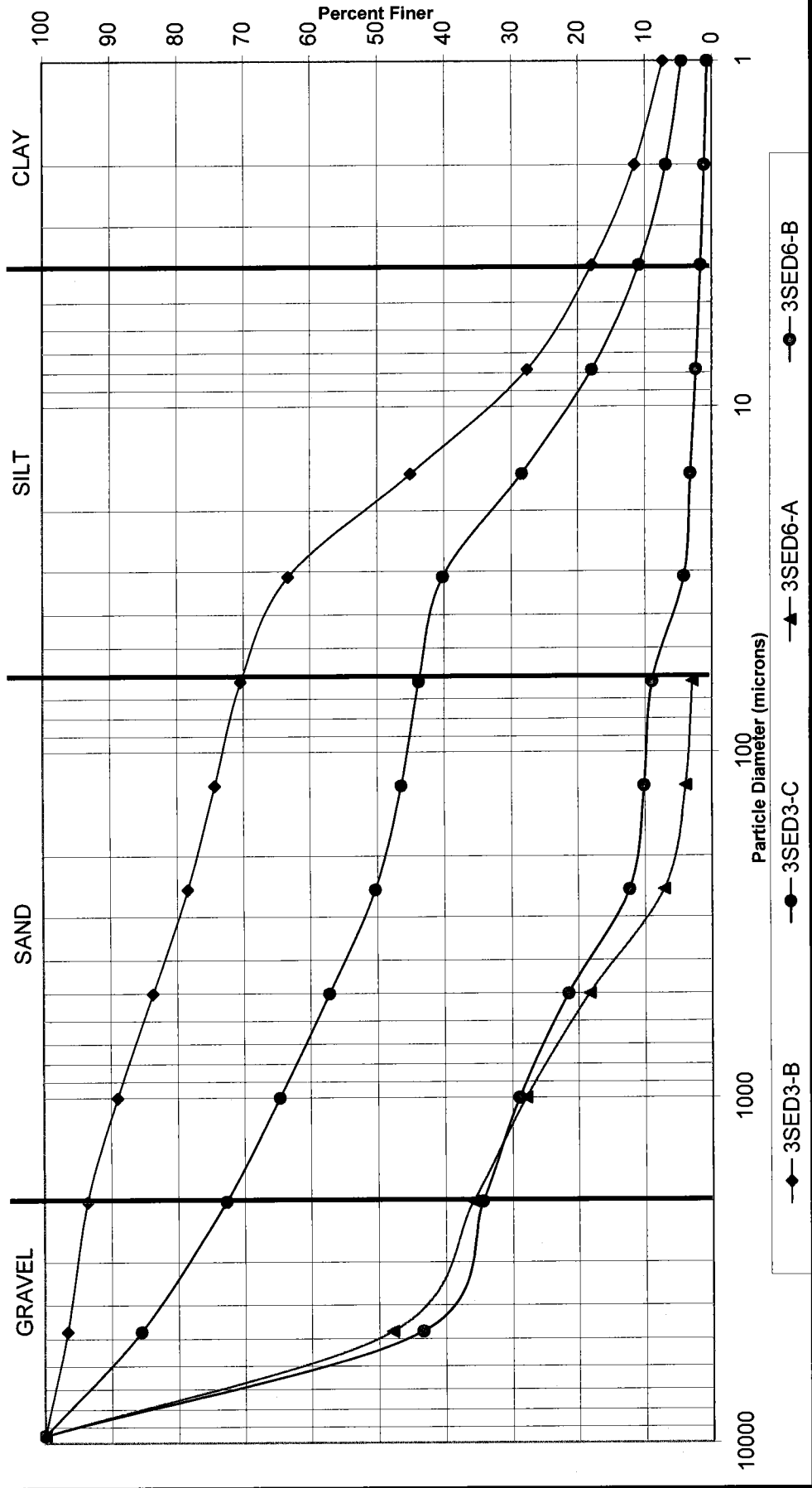
Triplicate Sample Plot



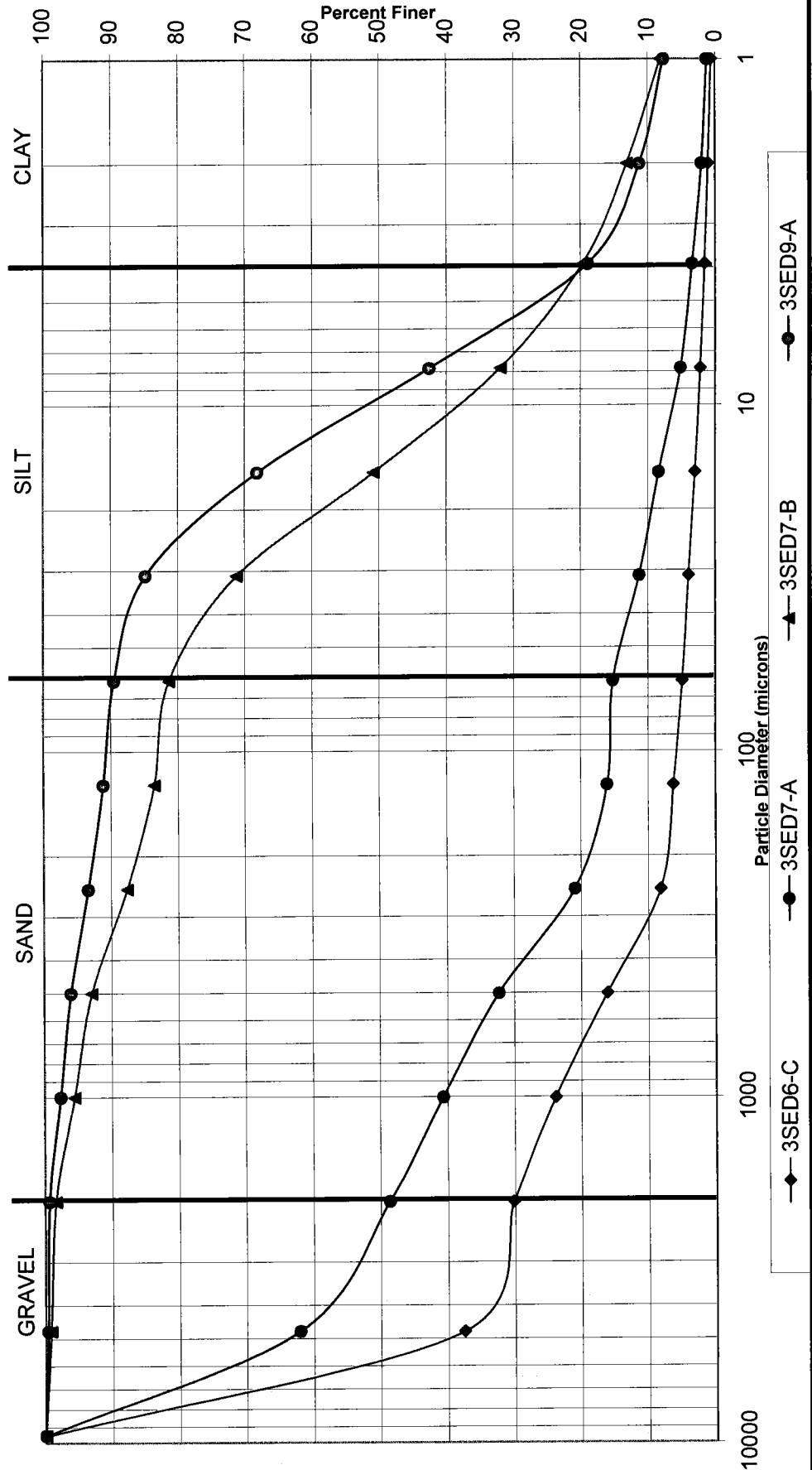
PSEP Grain Size Distribution



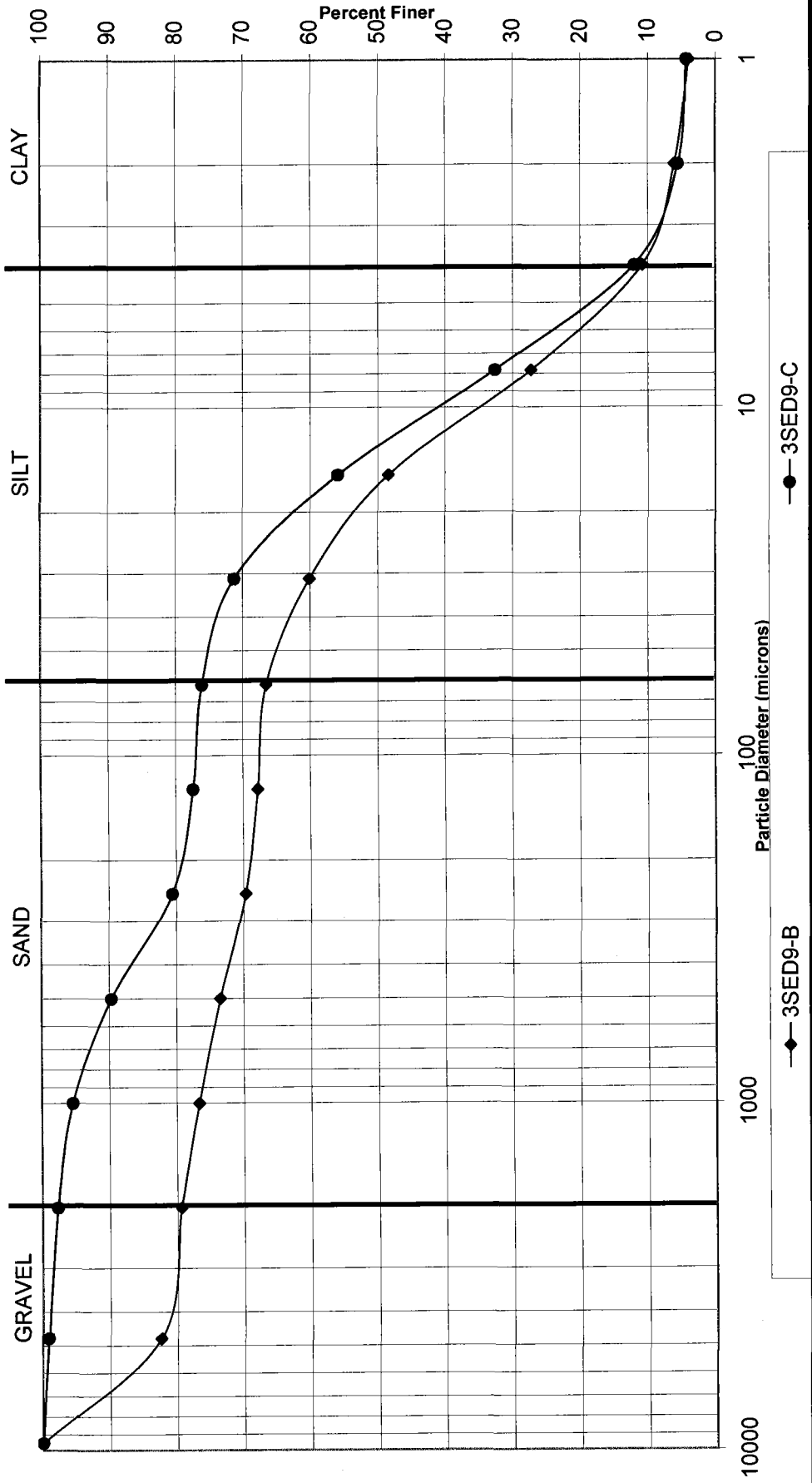
PSEP Grain Size Distribution



PSEP Grain Size Distribution



PSEP Grain Size Distribution



PSEP GRAIN SIZE ANALYSIS

Job No. PB44 ARI Sample No. L-1 Client Sample No. 332D7-C
 Set-up Date: 6.16.09 Sample Description: Silty Clay, Shells
 Calgon Batch # 201 Sieve Set # 1 Date Sieved: 6/19/09

SOLIDS CONTENT

Moisture Content	Initials <u>BL</u>
Container No.	<u>B-1</u>
Tare Weight	<u>1.5804</u>
Wet Weight + Tare	<u>18.8391</u>
Dry Weight + Tare	<u>10.3188</u>

Test Sample	Initials <u>BL</u>
Container No.	<u>B-1</u>
Tare Weight	<u>51.9083</u>
Wet Weight + Tare	<u>86.9531</u>
Dry Weight + Tare	<u>55.1533</u>

SIEVE ANALYSIS
Initials AR

Sieve Size	Weight Retained
Tare	<u>51.9234</u>
4	<u>51.9234</u>
10	<u>52.3353</u>
18	<u>52.8619</u>
35	<u>53.3684</u>
60	<u>54.0282</u>
120	<u>54.5601</u>
230	<u>54.8730</u>
PAN	<u>0.3168</u>

PIPETTE ANALYSIS
Initials

Tare ID	Tare Wt	Dry Wt & Tare	TIME
			9:15:00
<u>L-1-1</u>	<u>1.5337</u>	<u>1.8431</u>	<u>9:15:20</u>
<u>L-1-2</u>	<u>1.5183</u>	<u>1.8084</u>	<u>9:16:46</u>
<u>L-1-3</u>	<u>1.5179</u>	<u>1.7276</u>	<u>9:22:05</u>
<u>L-1-4</u>	<u>1.5510</u>	<u>1.6832</u>	<u>9:43:18</u>
<u>L-1-5</u>	<u>1.5026</u>	<u>1.5892</u>	<u>11:08:00</u>
<u>L-1-6</u>	<u>1.5067</u>	<u>1.5703</u>	<u>14:41:00</u>
<u>L-1-7</u>	<u>1.5038</u>	<u>1.5448</u>	<u>7:51:00</u>

6/22/2009 Salt Correction

Tare Wt.	
Tare + Dry Sample	
Salt Correction (x 50)	

9:00

PSEP GRAIN SIZE ANALYSIS

Job No. PB44 ARI Sample No. L-2 Client Sample No. 33207-C

Set-up Date: 6.16.09 Sample Description: _____

Calgon Batch # 201 Sieve Set # 2 Date Sieved: 6/19/09

SOLIDS CONTENT

Moisture Content		Initials <u>BL</u>
Container No.	<u>B-2</u>	
Tare Weight	<u>1.5441</u>	
Wet Weight + Tare	<u>17.3630</u>	
Dry Weight + Tare	<u>9.6146</u>	

Test Sample		Initials <u>BL</u>
Container No.	<u>B-2</u>	
Tare Weight	<u>51.2967</u>	
Wet Weight + Tare	<u>86.5174</u>	
Dry Weight + Tare	<u>53.8158</u>	

SIEVE ANALYSIS

Sieve Analysis		Initials <u>AR</u>
Sieve Size	Weight Retained	
Tare	<u>51.3013</u>	
4	<u>51.3013</u>	
10	<u>51.4176</u>	
18	<u>51.7575</u>	
35	<u>52.1983</u>	
60	<u>52.8979</u>	
120	<u>53.4078</u>	
230	<u>53.7220</u>	
PAN	<u>0.2056</u>	

6/22/2009

Temp: 23
TIME

PIPETTE ANALYSIS
Initials

Tare ID	Tare Wt	Dry Wt & Tare	TIME
<u>L-2-1</u>	<u>1.5062</u>	<u>1.8328</u>	<u>9:18:00</u>
<u>L-2-2</u>	<u>1.5062</u>	<u>1.8089</u>	<u>9:18:20</u>
<u>L-2-3</u>	<u>1.5203</u>	<u>1.7444</u>	<u>9:19:46</u>
<u>L-2-4</u>	<u>1.5199</u>	<u>1.6603</u>	<u>9:25:05</u>
<u>L-2-5</u>	<u>1.5114</u>	<u>1.6021</u>	<u>9:46:18</u>
<u>L-2-6</u>	<u>1.5384</u>	<u>1.6064</u>	<u>11:11:00</u>
<u>L-2-7</u>	<u>1.5381</u>	<u>1.5811</u>	<u>14:44:00</u>
			<u>7:54:00</u>

Salt Correction

Tare Wt.	
Tare + Dry Sample	
Salt Correction (x 50)	

PSEP GRAIN SIZE ANALYSIS

Job No. PB44 ARI Sample No. L-3 Client Sample No. 33ED7-C

Set-up Date: 6.16.09 Sample Description: _____

Calgon Batch # 201 Sieve Set # 1 Date Sieved: 6/19/09

SOLIDS CONTENT

Moisture Content	Initials <u>BL</u>
Container No.	<u>18</u>
Tare Weight	<u>1.5115</u>
Wet Weight + Tare	<u>16.6277</u>
Dry Weight + Tare	<u>9.4189</u>

Test Sample	Initials <u>BL</u>
Container No.	<u>18</u>
Tare Weight	<u>51.0503</u>
Wet Weight + Tare	<u>86.8456</u>
Dry Weight + Tare	<u>53.7604</u>

SIEVE ANALYSIS

Initials AR

Sieve Size	Weight Retained
Tare	<u>51.0799</u>
4	<u>51.0799</u>
10	<u>51.2412</u>
18	<u>51.6705</u>
35	<u>52.0818</u>
60	<u>52.7056</u>
120	<u>53.2231</u>
230	<u>53.5265</u>
PAN	<u>0.2518</u>

6/22/2009

Salt Correction

Tare Wt.	
Tare + Dry Sample	
Salt Correction (x 50)	

PIPETTE ANALYSIS

Initials

Temp: 23

TIME

Tare ID	Tare Wt	Dry Wt & Tare	TIME
L-3-1	<u>1.5388</u>	<u>1.8715</u>	<u>9:21:00</u>
L-3-2	<u>1.5465</u>	<u>1.8577</u>	<u>9:21:20</u>
L-3-3	<u>1.5452</u>	<u>1.7690</u>	<u>9:22:46</u>
L-3-4	<u>1.5487</u>	<u>1.6926</u>	<u>9:28:05</u>
L-3-5	<u>1.5133</u>	<u>1.6052</u>	<u>9:49:18</u>
L-3-6	<u>1.5133</u>	<u>1.5824</u>	<u>11:14:00</u>
L-3-7	<u>1.5128</u>	<u>1.5577</u>	<u>14:47:00</u>
			<u>7:57:00</u>

PSEP GRAIN SIZE ANALYSIS

Job No. PB44 ARI Sample No. A Client Sample No. 35204-A

Set-up Date: 6.17.09 Sample Description: Gravel, Sand, Shells

Calgon Batch # 201 Sieve Set # 2 Date Sieved: 6/17/09

SOLIDS CONTENT

Moisture Content	Initials <u>BR</u>
Container No.	<u>110</u>
Tare Weight	<u>1.5454</u>
Wet Weight + Tare	<u>48.2280</u>
Dry Weight + Tare	<u>40.0720</u>

AR

Test Sample	Initials <u>BR</u>
Container No.	<u>110</u>
Tare Weight	<u>50.4328</u>
Wet Weight + Tare	<u>204.0511</u>
Dry Weight + Tare	<u>171.0925</u>

SIEVE ANALYSIS

Initials AR

Sieve Size	Weight Retained
Tare	<u>50.4527</u>
4	<u>92.0118</u>
10	<u>106.0804</u>
18	<u>113.5586</u>
35	<u>130.2662</u>
60	<u>157.5257</u>
120	<u>167.9049</u>
230	<u>170.1955</u>
PAN	<u>0.9354</u>

PIPETTE ANALYSIS

Initials js

Tare ID	Tare Wt	Dry Wt & Tare	TIME
			9:24:00
A-1	<u>1.5283</u>	<u>1.6843</u>	9:24:20
A-2	<u>1.5164</u>	<u>1.6517</u>	9:25:46
A-3	<u>1.5017</u>	<u>1.6067</u>	9:31:05
A-4	<u>1.5024</u>	<u>1.5815</u>	9:52:18
A-5	<u>1.5001</u>	<u>1.5593</u>	11:17:00
A-6	<u>1.5304</u>	<u>1.5764</u>	14:50:00
A-7	<u>1.5181</u>	<u>1.5494</u>	8:00:00

6/22/2009

Salt Correction

Tare Wt.	
Tare + Dry Sample	
Salt Correction (x 50)	

PSEP GRAIN SIZE ANALYSIS

Job No. PB44 ARI Sample No. B Client Sample No. SS2D4-B
 Set-up Date: 6.17.09 Sample Description: Gravelly Sandy Silt
 Calgon Batch # 201 Sieve Set # 1 Date Sieved: 6/19/09

SOLIDS CONTENT

Moisture Content	Initials <u>AR</u>
Container No.	112
Tare Weight	1.5410
Wet Weight + Tare	36.3655
Dry Weight + Tare	28.0268

Test Sample	Initials <u>AR</u>
Container No.	112
Tare Weight	50.4166
Wet Weight + Tare	146.5710
Dry Weight + Tare	114.1270

SIEVE ANALYSIS

Initials AR

Sieve Size	Weight Retained
Tare	50.4309
4	55.5124
10	58.3690
18	63.4549
35	78.2832
60	100.3697
120	110.4514
230	112.6810
PAN	1.4321

6/22/2009

Salt Correction

Temp: 23

Tare Wt.	
Tare + Dry Sample	
Salt Correction (x 50)	

PIPETTE ANALYSIS

Initials

TIME

Tare ID	Tare Wt	Dry Wt & Tare	TIME
B-1	1.5421	1.7912	9:27:00
B-2	1.5553	1.7589	9:27:20
B-3	1.5603	1.6978	9:28:46
B-4	1.5678	1.6651	9:34:05
B-5	1.5672	1.6367	9:55:18
B-6	1.5780	1.6326	11:20:00
B-7	1.5544	1.5919	14:53:00
			8:03:00

PSEP GRAIN SIZE ANALYSIS

Job No. PB44 ARI Sample No. C Client Sample No. 33804C
 Set-up Date: 6.17.09 Sample Description: Salty Sand
 Calgon Batch # 201 Sieve Set # 2 Date Sieved: 6/19/09

SOLIDS CONTENT

Moisture Content		Initials <u>CB</u>
Container No.	<u>115</u>	
Tare Weight	<u>1.5318</u>	
Wet Weight + Tare	<u>27.3074</u>	
Dry Weight + Tare	<u>20.3091</u>	

Test Sample		Initials <u>CB</u>
Container No.	<u>115</u>	
Tare Weight	<u>51.3395</u>	
Wet Weight + Tare	<u>129.1687</u>	
Dry Weight + Tare	<u>94.5171</u>	

SIEVE ANALYSIS
Initials AR

Sieve Size	Weight Retained
Tare	<u>51.3503</u>
4	<u>52.0360</u>
10	<u>52.5012</u>
18	<u>55.1130</u>
35	<u>64.7453</u>
60	<u>81.3441</u>
120	<u>89.9011</u>
230	<u>92.7943</u>
PAN	<u>1.7452</u>

6/22/2009

Salt Correction

Temp: 23

Tare Wt.	
Tare + Dry Sample	
Salt Correction (x 50)	

PIPETTE ANALYSIS
Initials

TIME

Tare ID	Tare Wt	Dry Wt & Tare	TIME
<u>C-1</u>	<u>1.5642</u>	<u>1.8684</u>	<u>9:30:00</u>
<u>C-2</u>	<u>1.5317</u>	<u>1.7685</u>	<u>9:30:20</u>
<u>C-3</u>	<u>1.5358</u>	<u>1.6962</u>	<u>9:31:46</u>
<u>C-4</u>	<u>1.5536^{AR}</u>	<u>1.6625</u>	<u>9:37:05</u>
<u>C-5</u>	<u>1.5309</u>	<u>1.6068</u>	<u>9:58:18</u>
<u>C-6</u>	<u>1.5223</u>	<u>1.5778</u>	<u>11:23:00</u>
<u>C-7</u>	<u>1.5279</u>	<u>1.5684</u>	<u>14:56:00</u>
			<u>8:06:00</u>

PSEP GRAIN SIZE ANALYSIS

Job No. PB44 ARI Sample No. D Client Sample No. 33ED3-A
 Set-up Date: 6.18.09 Sample Description: Clayey Silty Sandy Gravel
 Calgon Batch # 201 Sieve Set # 1 Date Sieved: 6/19/09

SOLIDS CONTENT

Moisture Content	Initials <u>AR</u>
Container No.	<u>125</u>
Tare Weight	<u>1.5488</u>
Wet Weight + Tare	<u>31.7416</u>
Dry Weight + Tare	<u>26.8792</u>

SIEVE ANALYSIS
Initials AR

Sieve Size	Weight Retained
Tare	<u>50.8788</u>
4	<u>91.3670</u>
10	<u>100.7738</u>
18	<u>106.7320</u>
35	<u>113.0582</u>
60	<u>118.9260</u>
120	<u>121.7822</u>
230	<u>123.2790</u>
PAN	<u>0.6244</u>

Test Sample	Initials <u>AR</u>
Container No.	<u>125</u>
Tare Weight	<u>50.8800</u>
Wet Weight + Tare	<u>150.3999</u>
Dry Weight + Tare	<u>123.8628</u>

6/22/2009

Salt Correction

Temp: 23

Tare Wt.

Tare + Dry Sample

Salt Correction (x 50)

PIPETTE ANALYSIS
Initials

TIME

Tare ID	Tare Wt	Dry Wt & Tare	TIME
D-1	<u>1.5300</u>	<u>1.7611</u>	<u>9:33:00</u>
D-2	<u>1.5244</u>	<u>1.7313</u>	<u>9:33:20</u>
D-3	<u>1.5161</u>	<u>1.6771</u>	<u>9:34:46</u>
D-4	<u>1.5198</u>	<u>1.6355</u>	<u>9:40:05</u>
D-5	<u>1.5209</u>	<u>1.6000</u>	<u>10:01:18</u>
D-6	<u>1.5218</u>	<u>1.5737</u>	<u>11:26:00</u>
D-7	<u>1.5243</u>	<u>1.5571</u>	<u>14:59:00</u>
			<u>8:09:00</u>

PSEP GRAIN SIZE ANALYSIS

Job No. PB44 ARI Sample No. E Client Sample No. 3SEP3.B
 Set-up Date: 6.18.09 Sample Description: Gravelly Sandy Silty Clay, Organos
 Calgon Batch # 201 Sieve Set # 2 Date Sieved: 6/19/09

SOLIDS CONTENT

Moisture Content		Initials <u>BL</u>
Container No.	<u>139</u>	
Tare Weight	<u>1.5542</u>	
Wet Weight + Tare	<u>25.5482</u>	
Dry Weight + Tare	<u>14.3435</u>	

SIEVE ANALYSIS
Initials AB

Sieve Size	Weight Retained
Tare	<u>50.0542</u>
4	<u>50.6860</u>
10	<u>51.2565</u>
18	<u>52.1097</u>
35	<u>53.1098</u>
60	<u>54.0924</u>
120	<u>54.8514</u>
230	<u>55.5868</u>
PAN	<u>0.3530</u>

Test Sample		Initials <u>BL</u>
Container No.	<u>139</u>	
Tare Weight	<u>50.0496</u>	
Wet Weight + Tare	<u>85.6928</u>	
Dry Weight + Tare	<u>55.9124</u>	

6/22/2009

Salt Correction

Temp: 23

Tare Wt.	
Tare + Dry Sample	
Salt Correction (x 50)	

PIPETTE ANALYSIS
Initials

TIME

Tare ID	Tare Wt	Dry Wt & Tare	TIME
E-1	<u>1.5237</u>	<u>1.8050</u>	9:36:00
E-2	<u>1.5292</u>	<u>1.7813</u>	9:36:20
E-3	<u>1.5622</u>	<u>1.7449</u>	9:37:46
E-4	<u>1.5102</u>	<u>1.6269</u>	9:43:05
E-5	<u>1.5613</u>	<u>1.6411</u>	10:04:18
E-6	<u>1.5255</u>	<u>1.5809</u>	11:29:00
E-7	<u>1.5467</u>	<u>1.5861</u>	15:02:00
			8:12:00

PSEP GRAIN SIZE ANALYSIS

Job No. PB44 ARI Sample No. F Client Sample No. 332D3-C
 Set-up Date: 6-18-09 Sample Description: Clayey Silty Sandy Gravel
 Calgon Batch # 201 Sieve Set # 1 Date Sieved: 6/19/09

SOLIDS CONTENT

Moisture Content		Initials <u>BL</u>
Container No.	<u>154</u>	
Tare Weight	<u>1.5553</u>	
Wet Weight + Tare	<u>32.5207</u>	
Dry Weight + Tare	<u>20.8980</u>	

Test Sample		Initials <u>BL</u>
Container No.	<u>154</u>	
Tare Weight	<u>51.4531</u>	
Wet Weight + Tare	<u>97.1828</u>	
Dry Weight + Tare	<u>67.8429</u>	

SIEVE ANALYSIS

Sieve Analysis		Initials <u>AR</u>
Sieve Size	Weight Retained	
Tare	<u>51.4615</u>	
4	<u>55.5887</u>	
10	<u>59.2463</u>	
18	<u>61.5754</u>	
35	<u>63.7061</u>	
60	<u>65.6638</u>	
120	<u>66.7793</u>	
230	<u>67.5336</u>	
PAN	<u>0.3101</u>	

6/22/2009

Salt Correction

Tare Wt.	
Tare + Dry Sample	
Salt Correction (x 50)	

Temp: 23

PIPETTE ANALYSIS

TIME

Tare ID	Tare Wt	Dry Wt & Tare	TIME
F-1	<u>1.5325</u>	<u>1.8033</u>	<u>9:39:00</u>
F-2	<u>1.5336</u>	<u>1.7785</u>	<u>9:39:20</u>
F-3	<u>1.5408</u>	<u>1.7173</u>	<u>9:40:46</u>
F-4	<u>1.5126</u>	<u>1.6281</u>	<u>9:46:05</u>
F-5	<u>1.5177</u>	<u>1.5925</u>	<u>10:07:18</u>
F-6	<u>1.5208</u>	<u>1.5722</u>	<u>11:32:00</u>
F-7	<u>1.5189</u>	<u>1.5568</u>	<u>15:05:00</u>
			<u>8:15:00</u>

PSEP GRAIN SIZE ANALYSIS

Job No. PB44 ARI Sample No. G Client Sample No. 3SED6-A
 Set-up Date: 6/19/09 Sample Description: Clayey Silty Sandy Gravel
 Calgon Batch # 201 Sieve Set # 1 Date Sieved: 6-22-09

SOLIDS CONTENT

Moisture Content	Initials <u>FL</u>
Container No.	<u>178</u>
Tare Weight	<u>1.5196</u>
Wet Weight + Tare	<u>22.0289</u>
Dry Weight + Tare	<u>17.7846</u>

Test Sample	Initials <u>FL</u>
Container No.	<u>178</u>
Tare Weight	<u>49.5656</u>
Wet Weight + Tare	<u>200.5767</u>
Dry Weight + Tare	<u>170.3960</u>

SIEVE ANALYSIS
Initials EG

Sieve Size	Weight Retained
Tare	<u>49.5775</u>
4	<u>114.3990</u>
10	<u>129.3927</u>
18	<u>139.3466</u>
35	<u>151.2626</u>
60	<u>165.1330</u>
120	<u>169.0943</u>
230	<u>170.3811</u>
PAN	<u>0.2972</u>

3.7

Salt Correction

Tare Wt.	
Tare + Dry Sample	
Salt Correction (x 50)	

PIPETTE ANALYSIS
Initials EG

Tare ID	Tare Wt	Dry Wt & Tare
<u>G-1</u>	<u>1.5322</u>	<u>1.6453</u>
<u>—</u>	<u>1.5352</u>	<u>—</u>
<u>—</u>	<u>1.5305</u>	<u>—</u>
<u>—</u>	<u>1.5547</u>	<u>—</u>
<u>—</u>	<u>1.5525</u>	<u>—</u>
<u>—</u>	<u>1.5451</u>	<u>—</u>
<u>—</u>	<u>1.5460</u>	<u>—</u>

PSEP GRAIN SIZE ANALYSIS

Job No. PB44 ARI Sample No. H Client Sample No. 332DEB
 Set-up Date: 6.18.09 Sample Description: Clayey Silty Sandy Gravel Shells
 Calgon Batch # 201 Sieve Set # 1 Date Sieved: 6/19/09

SOLIDS CONTENT

Moisture Content		Initials <u>AR</u>
Container No.	<u>159</u>	
Tare Weight	<u>1.5397</u>	
Wet Weight + Tare	<u>35.5522</u>	
Dry Weight + Tare	<u>33.0016</u>	

SIEVE ANALYSIS
Initials AR

Sieve Size	Weight Retained
Tare	<u>49.4864</u>
4	<u>124.6762</u>
10	<u>136.4727</u>
18	<u>143.7953</u>
35	<u>153.6931</u>
60	<u>165.8330</u>
120	<u>168.7633</u>
230	<u>170.3340</u>
PAN	<u>1.2264</u>

Test Sample		Initials <u>AR</u>
Container No.	<u>159</u>	
Tare Weight	<u>49.4735</u>	
Wet Weight + Tare	<u>192.9012</u>	
Dry Weight + Tare	<u>171.3979</u>	

6/22/2009

Salt Correction

Tare Wt.	
Tare + Dry Sample	
Salt Correction (x 50)	

Temp: 23

PIPETTE ANALYSIS
Initials

TIME

Tare ID	Tare Wt	Dry Wt & Tare	TIME
<u>AR H-1</u>	<u>1.5416</u>	<u>1.6855</u>	<u>9:42:00</u>
<u>H-2</u>	<u>1.5246</u>	<u>1.6425</u>	<u>9:42:20</u>
<u>H-3</u>	<u>1.5216</u>	<u>1.6147</u>	<u>9:43:46</u>
<u>H-4</u>	<u>1.5154</u>	<u>1.6147</u>	<u>9:49:05</u>
<u>H-5</u>	<u>1.5154</u>	<u>1.5873</u>	<u>10:10:18</u>
<u>H-6</u>	<u>1.5225</u>	<u>1.5775</u>	<u>11:35:00</u>
<u>H-7</u>	<u>1.5197</u>	<u>1.5596</u>	<u>15:08:00</u>
<u>H-7</u>	<u>1.5319</u>	<u>1.5007</u>	<u>8:18:00</u>

PSEP GRAIN SIZE ANALYSIS

Job No. PB44 ARI Sample No. I Client Sample No. 33ED8.C
 Set-up Date: 6.18.09 Sample Description: Clayey Silty Sandy Brack, Solls
 Calgon Batch # 201 Sieve Set # 2 Date Sieved: 6/19/09

SOLIDS CONTENT

Moisture Content	Initials <u>BL</u>
Container No.	<u>181</u>
Tare Weight	<u>1.5563</u>
Wet Weight + Tare	<u>50.1784</u>
Dry Weight + Tare	<u>44.4497</u>

Test Sample	Initials <u>BL</u>
Container No.	<u>181</u>
Tare Weight	<u>50.5989</u>
Wet Weight + Tare	<u>202.1523</u>
Dry Weight + Tare	<u>178.4889</u>

SIEVE ANALYSIS
Initials AB

Sieve Size	Weight Retained
Tare	<u>50.6261</u>
4	<u>134.1427</u>
10	<u>144.0330</u>
18	<u>152.4337</u>
35	<u>162.7302</u>
60	<u>173.4260</u>
120	<u>176.0177</u>
230	<u>177.7525</u>
PAN	<u>0.8652</u>

6/22/2009

Salt Correction

Temp: 23

Tare Wt.	
Tare + Dry Sample	
Salt Correction (x 50)	

PIPETTE ANALYSIS
Initials

TIME

Tare ID	Tare Wt	Dry Wt & Tare	TIME
			9:45:00
<u>I-1</u>	<u>1.5049</u>	<u>1.6505</u>	9:45:20
<u>I-2</u>	<u>1.5366</u>	<u>1.6537</u>	9:46:46
<u>I-3</u>	<u>1.5435</u>	<u>1.6358</u>	9:52:05
<u>I-4</u>	<u>1.5394</u>	<u>1.6096</u>	10:13:18
<u>I-5</u>	<u>1.5094</u>	<u>1.5641</u>	11:38:00
<u>I-6</u>	<u>1.52300</u>	<u>1.5701</u>	15:11:00
<u>I-7</u>	<u>1.53^{ALL}31</u>	<u>1.5619</u>	8:21:00

PSEP GRAIN SIZE ANALYSIS

Job No. PR44 ARI Sample No. J Client Sample No. 35ED7-A
 Set-up Date: 6.18.09 Sample Description: Silty Sandy Silt, Fines, Organics
 Calgon Batch # 201 Sieve Set # 1 Date Sieved: 6/19/09

SOLIDS CONTENT

Moisture Content		Initials <u>AR</u>
Container No.	<u>206</u>	
Tare Weight	<u>1.5418</u>	
Wet Weight + Tare	<u>37.9406</u>	
Dry Weight + Tare	<u>31.23845</u>	
AR		

Test Sample		Initials <u>AR</u>
Container No.	<u>206</u>	
Tare Weight	<u>49.8703</u>	
Wet Weight + Tare	<u>132.1594</u>	
Dry Weight + Tare	<u>107.0060</u>	

SIEVE ANALYSIS

Sieve Analysis		Initials <u>AR</u>
Sieve Size	Weight Retained	
Tare	<u>49.9045</u>	
4	<u>75.4004</u>	
10	<u>84.4171</u>	
18	<u>89.7432</u>	
35	<u>95.3663</u>	
60	<u>103.0223</u>	
120	<u>106.2262</u>	
230	<u>106.8183</u>	
PAN	<u>0.2409</u>	

PIPETTE ANALYSIS

PIPETTE ANALYSIS			TIME
Tare ID	Tare Wt	Dry Wt & Tare	
J-1	<u>1.5066</u>	<u>1.6726</u>	9:48:00
J-2	<u>1.5380</u>	<u>1.6953</u>	9:48:20
J-3	<u>1.5317</u>	<u>1.6513</u>	9:49:46
J-4	<u>1.5228</u>	<u>1.6007</u>	9:55:05
J-5	<u>1.5188</u>	<u>1.6007</u>	10:16:18
J-6	<u>1.5102</u>	<u>1.5747</u>	11:41:00
J-7	<u>1.5102</u>	<u>1.5484</u>	15:14:00
J-7	<u>1.5218</u>	<u>1.5499</u>	8:24:00

6/22/2009

Temp: 23

Salt Correction

Tare Wt.	
Tare + Dry Sample	
Salt Correction (x 50)	

PSEP GRAIN SIZE ANALYSIS

Job No. PB44 ARI Sample No. K Client Sample No. 3SED7-B
 Set-up Date: 6.18.09 Sample Description: Sandy Silty Clay
 Calgon Batch # 201 Sieve Set # 2 Date Sieved: 6/19/09

SOLIDS CONTENT

Moisture Content	Initials <u>BL</u>
Container No.	<u>214</u>
Tare Weight	<u>1.5114</u>
Wet Weight + Tare	<u>24.7390</u>
Dry Weight + Tare	<u>13.3230</u>

Test Sample	Initials <u>BL</u>
Container No.	<u>214</u>
Tare Weight	<u>50.2549</u>
Wet Weight + Tare	<u>88.1797</u>
Dry Weight + Tare	<u>54.0218</u>

SIEVE ANALYSIS

Initials AR

Sieve Size	Weight Retained
Tare	<u>50.2699</u>
4	<u>50.4153</u>
10	<u>50.5615</u>
18	<u>51.0832</u>
35	<u>51.5567</u>
60	<u>52.5219</u>
120	<u>53.2743</u>
230	<u>53.6745</u>
PAN	<u>0.3643</u>

PIPETTE ANALYSIS

Initials

Tare ID	Tare Wt	Dry Wt & Tare	TIME
	<u>1.5413</u>		9:51:00
K-1	<u>1.5545</u>	<u>1.8574</u>	9:51:20
K-2	<u>1.5444</u>	<u>1.8213</u>	9:52:46
K-3	<u>1.5519</u>	<u>1.7526</u>	9:58:05
K-4	<u>1.5408</u>	<u>1.6713</u>	10:19:18
K-5	<u>1.5497</u>	<u>1.6346</u>	11:44:00
K-6	<u>1.5491</u>	<u>1.6096</u>	15:17:00
K-7	<u>1.5545</u>	<u>1.5964</u>	8:27:00

6/22/2009

Temp:23

Salt Correction

Tare Wt.	
Tare + Dry Sample	
Salt Correction (x 50)	

PSEP GRAIN SIZE ANALYSIS

Job No. PB44 ARI Sample No. M Client Sample No. 3 SEP 9-A
 Set-up Date: 6.18.09 Sample Description: Sandy Silty Clay, Organics
 Calgon Batch # 201 Sieve Set # 1 Date Sieved: 6/19/09

SOLIDS CONTENT

Moisture Content	Initials <u>BL</u>
Container No.	<u>219</u>
Tare Weight	<u>1.5321</u>
Wet Weight + Tare	<u>28.3770</u>
Dry Weight + Tare	<u>13.9646</u>

Test Sample	Initials <u>BL</u>
Container No.	<u>219</u>
Tare Weight	<u>49.8490</u>
Wet Weight + Tare	<u>89.5917</u>
Dry Weight + Tare	<u>51.9989</u>

SIEVE ANALYSIS

Initials AR

Sieve Size	Weight Retained
Tare	<u>49.8630</u>
4	<u>49.9367</u>
10	<u>49.9809</u>
18	<u>50.3057</u>
35	<u>50.5893</u>
60	<u>51.0743</u>
120	<u>51.4949</u>
230	<u>51.7861</u>
PAN	<u>0.2100</u>

6/22/2009

Salt Correction

Tare Wt.	
Tare + Dry Sample	
Salt Correction (x 50)	

PIPETTE ANALYSIS
Initials

Temp:23
TIME

Tare ID	Tare Wt	Dry Wt & Tare	TIME
			9:57:00
<u>M-1</u>	<u>1.5186</u>	<u>1.8615</u>	9:57:20
<u>M-2</u>	<u>1.5208</u>	<u>1.8461</u>	9:58:46
<u>M-3</u>	<u>1.5321</u>	<u>1.7955</u>	10:04:05
<u>M-4</u>	<u>1.5217</u>	<u>1.6904</u>	10:25:18
<u>M-5</u>	<u>1.5213</u>	<u>1.6028</u>	11:50:00
<u>M-6</u>	<u>1.5171</u>	<u>1.5702</u>	15:23:00
<u>M-7</u>	<u>1.5146</u>	<u>1.5545</u>	8:33:00

PSEP GRAIN SIZE ANALYSIS

Job No. PB44 ARI Sample No. N Client Sample No. 3SED9-B
 Set-up Date: 6.18.09 Sample Description: Silty Clay, Gravel, organic debris
 Calgon Batch # 201 Sieve Set # 2 Date Sieved: 6/19/09

SOLIDS CONTENT

Moisture Content		Initials <u>AL</u>
Container No.	<u>226</u>	
Tare Weight	<u>1.5344</u>	
Wet Weight + Tare	<u>28.7273</u>	
Dry Weight + Tare	<u>16.6176</u>	

Test Sample		Initials <u>AL</u>
Container No.	<u>226</u>	
Tare Weight	<u>49.8888</u>	
Wet Weight + Tare	<u>98.7765</u>	
Dry Weight + Tare	<u>59.0326</u>	

SIEVE ANALYSIS
Initials AR

Sieve Size	Weight Retained
Tare	<u>49.8949</u>
4	<u>54.6592</u>
10	<u>55.4929</u>
18	<u>56.2319</u>
35	<u>57.0955</u>
60	<u>58.1212</u>
120	<u>58.6348</u>
230	<u>58.9776</u>
PAN	<u>0.0568</u>

6/22/2009

Salt Correction

Tare Wt.	
Tare + Dry Sample	
Salt Correction (x 50)	

PIPETTE ANALYSIS
Initials

Temp: 23

TIME

Tare ID	Tare Wt	Dry Wt & Tare	TIME
N-1	<u>1.5161</u>	<u>1.8818</u>	10:00:00
N-2	<u>1.5131</u>	<u>1.8464</u>	10:00:20
N-3	<u>1.5510</u>	<u>1.8221</u>	10:01:46
N-4	<u>1.5173</u>	<u>1.6752</u>	10:07:05
N-5	<u>1.5148</u>	<u>1.5844</u>	10:28:18
N-6	<u>1.5140</u>	<u>1.5583</u>	11:53:00
N-7	<u>1.5153</u>	<u>1.5482</u>	15:26:00
			8:36:00

PSEP GRAIN SIZE ANALYSIS

Job No. PB44 ARI Sample No. 0 Client Sample No. 352D9-C

Set-up Date: 6-18-09 Sample Description: Silty Clay, Gravel, Organics

Calgon Batch # 201 Sieve Set # 1 Date Sieved: 6/19/09

SOLIDS CONTENT

Moisture Content	Initials <u>BL</u>
Container No.	<u>227</u>
Tare Weight	<u>1.5457</u>
Wet Weight + Tare	<u>38.6345</u>
Dry Weight + Tare	<u>19.4512</u>

Test Sample	Initials <u>BL</u>
Container No.	<u>227</u>
Tare Weight	<u>50.5213</u>
Wet Weight + Tare	<u>88.4982</u>
Dry Weight + Tare	<u>54.9771</u>

SIEVE ANALYSIS

Initials AR

Sieve Size	Weight Retained
Tare	<u>50.5300</u>
4	<u>50.6920</u>
10	<u>50.9446</u>
18	<u>51.3630</u>
35	<u>52.4252</u>
60	<u>54.0983</u>
120	<u>54.6742</u>
230	<u>54.9267</u>
PAN	<u>0.0450</u>

6/22/2009

Temp: 23

PIPETTE ANALYSIS

Initials

TIME

Tare ID	Tare Wt	Dry Wt & Tare	TIME
			9:54:00
<u>0-1</u>	<u>1.5528</u>	<u>1.8464</u>	<u>9:54:20</u>
<u>0-2</u>	<u>1.5573</u>	<u>1.8324</u>	<u>9:55:46</u>
<u>0-3</u>	<u>1.5636</u>	<u>1.7819</u>	<u>10:01:05</u>
<u>0-4</u>	<u>1.5123</u>	<u>1.6445</u>	<u>10:22:18</u>
<u>0-5</u>	<u>1.5170</u>	<u>1.5730</u>	<u>11:47:00</u>
<u>0-6</u>	<u>1.5194</u>	<u>1.5515</u>	<u>15:20:00</u>
<u>0-7</u>	<u>1.5192</u>	<u>1.5409</u>	<u>8:30:00</u>

Salt Correction

Tare Wt.	
Tare + Dry Sample	
Salt Correction (x 50)	



Analytical Resources, Incorporated
Analytical Chemists and Consultants

June 25, 2009

Jarred Willis
Environmental Science Corp.
12065 Lebanon Road
Mt. Juliet, TN 37122

RE: Project: JELD-WEN Nord Door
ARI Job No: PB63

Dear Mr. Willis:

Please find enclosed the Chain-of-Custody (COC) record, sample receipt documentation, and the final data package for samples from the project referenced above.

Sample receipt and details of the analyses are discussed in the Case Narrative.

An electronic copy of this data and associated raw data will be kept on file with ARI. Should you have any questions or problems, please feel free to contact me at any time.

Sincerely,

ANALYTICAL RESOURCES, INC.

A handwritten signature in black ink, appearing to read "Cheronne Oreiro", written over a horizontal line.

Cheronne Oreiro
Project Manager
(206) 695-6214
cheronneo@arilabs.com

Enclosures

cc: Efile PB63

Chain of Custody
Documentation

prepared
for

ENVIROMENTAL SCIENCE CORP.

Project: JELD-WEN NORD DOOR, 008.0228.00017

ARI JOB NO: PB63

prepared
by

Analytical Resources, Inc.

Chain of Custody Record & Laboratory Analysis Request

Analytical Resources, Incorporated
 Analytical Chemists and Consultants
 4611 South 134th Place, Suite 100
 Tukwila, WA 98168
 206-695-6200 206-695-6201 (fax)



Page: _____ of _____
 Date: 6/5/09
 Ice Present? yes
 Cooler Temps: 11.2 EE

ARI Assigned Number: PB03
 Turn-around Requested: _____
 ARI Client Company: FSC/SLR
 Phone: _____
 Client Contact: Dennis Wells / Scott Miller
 Client Project Name: JED-WEN NORD DOOR
 Client Project #: 608 0228.00017
 Samplers: C. Kramer

Sample ID	Date	Time	Matrix	No. Containers	Analysis Requested				Notes/Comments
					(SAR) Metals	Substrate	Grain Size	Trace Metals	
3SED8-A	6/5/09	827	Sed.	7	X	X	X	X	
3SED8-B		950			X	X	X	X	
3SED8-C		1015			X	X	X	X	
3SED85-A		1138			X	X	X	X	
3SED5-B		1145			X	X	X	X	
3SED5-C		1150			X	X	X	X	
3SED10-A		1235			X	X	X	X	
3SED10-B		1242			X	X	X	X	
3SED10-C		1252			X	X	X	X	
Comments: <u>7 Coolers</u>									
Relinquished by:					Received by:				
(Signature) <u>Chris Kramer</u>					(Signature) <u>Danni Hayes</u>				
Printed Name: <u>Chris Kramer</u>					Printed Name: <u>Danni Hayes</u>				
Company: <u>SLR</u>					Company: <u>ARI</u>				
Date & Time: <u>6/5/09 1630</u>					Date & Time: <u>6/5/09 1632</u>				

Limits of Liability: ARI will perform all requested services in accordance with appropriate methodology following ARI Standard Operating Procedures and the ARI Quality Assurance Program. This program meets standards for the industry. The total liability of ARI, its officers, agents, employees, or successors, arising out of or in connection with the requested services, shall not exceed the invoiced amount for said services. The acceptance by the client of a proposal for services by ARI release ARI from any liability in excess thereof, not withstanding any provision to the contrary in any contract, purchase order or co-signed agreement between ARI and the Client.

Sample Retention Policy: All samples submitted to ARI will be appropriately discarded no sooner than 90 days after receipt or 60 days after submission of hardcopy data, whichever is longer, unless alternate retention schedules have been established by work-order or contract.



Cooler Receipt Form

ARI Client: ESC/SLP

Project Name: Jeld-Wen Nord Door

COC No(s): _____ (NA)

Delivered by: Fed-Ex UPS Courier Hand Delivered Other: _____

Assigned ARI Job No: PB63

Tracking No: _____ (NA)

Preliminary Examination Phase:

Were intact, properly signed and dated custody seals attached to the outside of to cooler? YES NO

Were custody papers included with the cooler? YES NO

Were custody papers properly filled out (ink, signed, etc.) YES NO

Temperature of Cooler(s) (°C) (recommended 2.0-6.0 °C for chemistry)..... 11.2 88

If cooler temperature is out of compliance fill out form 00070F Temp Gun ID#: 101886

Cooler Accepted by: JH Date: 6/5/09 Time: 11040

Complete custody forms and attach all shipping documents

Log-In Phase:

Was a temperature blank included in the cooler? YES NO

What kind of packing material was used? ... Bubble Wrap Wet Ice Gel Packs Baggies Foam Block Paper Other: _____

Was sufficient ice used (if appropriate)? NA YES NO

Were all bottles sealed in individual plastic bags? YES NO

Did all bottles arrive in good condition (unbroken)? YES NO

Were all bottle labels complete and legible? YES NO

Did the number of containers listed on COC match with the number of containers received? YES NO

Did all bottle labels and tags agree with custody papers? YES NO

Were all bottles used correct for the requested analyses? YES NO

Do any of the analyses (bottles) require preservation? (attach preservation sheet, excluding VOCs)... NA YES NO

Were all VOC vials free of air bubbles? NA YES NO

Was sufficient amount of sample sent in each bottle? YES NO

Samples Logged by: AV Date: 6/6/09 Time: 920

**** Notify Project Manager of discrepancies or concerns ****

Sample ID on Bottle	Sample ID on COC	Sample ID on Bottle	Sample ID on COC

Additional Notes, Discrepancies, & Resolutions:

By: _____ Date: _____

Small Air Bubbles - 2mm 	Peabubbles 2-4 mm 	LARGE Air Bubbles > 4 mm
--------------------------------	--------------------------	---------------------------------

Small → "sm"
Peabubbles → "pb"
Large → "lg"
Headspace → "hs"



Cooler Temperature Compliance Form

Cooler#:	Temperature(°C):	
Sample ID	Bottle Count	Bottle Type
3SED8-A	7	2 16oz, 4 4oz, 1 2oz
3SED8-B	7	" " "
3SED8-C	7	" " "
3SED5-A	7	" " "
3SED5-A	7	" " "
3SED5-B	7	" " "
3SED5-C	7	" " "
3SED10-A	7	" " "

Cooler#:	Temperature(°C):	
Sample ID	Bottle Count	Bottle Type
3SED10-B	7	2 16oz, 4 4oz, 1 2oz
3SED10-C	7	" " "

Cooler#:	Temperature(°C):	
Sample ID	Bottle Count	Bottle Type

Cooler#:	Temperature(°C):	
Sample ID	Bottle Count	Bottle Type

Completed by: AV Date: 6/12/09 Time: 9:07

Case Narrative

prepared
for

ENVIROMENTAL SCIENCE CORP.

Project: JELD-WEN NORD DOOR, 008.0228.00017

ARI JOB NO: PB63

prepared
by

Analytical Resources, Inc.



Case Narrative

Client: Environmental Science Corp.
Project: JELD-WEN Nord Door
Matrix: Sediment
ARI Job No.: PB63

Sample receipt

Nine sediment samples were received June 5, 2009, under ARI Job PB63. The cooler temperatures measured by IR thermometer following ARI SOP were 8.8 and 11.2° C. For further details regarding sample receipt, please refer to the Cooler Receipt Form.

Semivolatiles by SW8270

The samples were initially screened to determine if there was a response that would require modification of the extraction process. Based on the screen, the extraction weight was reduced for sample **3SED5-A**. The samples and associated laboratory QC were extracted and analyzed within method recommended holding times.

Initial and continuing calibrations were within method requirements. Internal standard areas were within limits.

The surrogate percent recoveries were within control limits.

The method blank was clean at the reporting limits. The LCS percent recoveries were within control limits.

The matrix spike percent recoveries of Phenanthrene and Fluoranthene were outside the advisory control limits high for sample **3SED5-B**. No corrective action is required for matrix QC.

SIM Semivolatiles by SW8270

The samples and associated laboratory QC were extracted and analyzed within method recommended holding times.

Initial and continuing calibrations were within method requirements.

The internal standard areas of Perylene-d12 were outside the control limit low for several samples. The samples were re-analyzed at a three fold dilution and the internal standard areas were comparable to the original analysis. Both sets of data have been included in this data package for review. No further corrective action was required.



The surrogate percent recoveries were within control limits.

The method blank was clean at the reporting limits.

The LCS percent recovery of Benzyl Alcohol fell outside the control limits low for **LCS-061009**. The matrix spike and matrix spike percent recoveries were within LCS limits. No corrective action was required.

The matrix spike and matrix spike percent recoveries were within advisory control limits.

Aroclor PCBs by 8082

The samples were initially screened to determine if there was a response that would require modification of the extraction process. Based on the screen, no sample modifications were required. The samples and associated laboratory QC were extracted and analyzed within method recommended holding times.

Initial calibrations were within method requirements. Internal standard areas were within limits.

The continuing calibrations were outside the control limits low for Aroclor 1248. All samples were re-analyzed and the continuing calibrations were outside the control limits due to matrix effects. The re-analysis results were comparable to the original analysis. Only the re-analysis data have been reported. No further corrective action was required.

The surrogate percent recoveries were within control limits.

The method blank was clean at the reporting limit. The LCS percent recoveries were within control limits.

The matrix spike and matrix spike percent recoveries were within advisory control limits.

Total Metals

The samples and associated QC were digested and analyzed within method recommended holding times.

The method blank was clean at the reporting limits. The LCS percent recoveries were within control limits.

The matrix spike percent recovery of copper was outside the control limits high for sample **3SED8-A**. A post digestion spike was performed and the percent recovery was within control limit. No further corrective action was required.



The duplicate RPDs were within the control limit.

Conventional Parameters

The samples and associated laboratory QC were prepared and analyzed within method recommended holding times.

The method blanks were clean at the reporting limits. The LCS percent recoveries were within control limits.

The SRM percent recoveries were within control limits.

The matrix spike percent recoveries and replicate RPDs were within control limits.

Geotechnical Parameters

A laboratory-specific narrative follows.



Client: Environmental Science Corp.


ARI Project No.: PB63

Client Project: JELD-WEN NORD DOOR


Case Narrative

1. Nine samples were submitted for grain size analysis according to Puget Sound Estuary Protocol (PSEP) methodology on June 5, 2009.
2. The samples were run in a single batch and one sample from another job, 3SED12-A, was chosen for triplicate analysis. The triplicate data is reported on the QA summary.
3. Samples 3SED8-A, 3SED8-B, and 3SED5-B contained woody or other organic matter, which may have broken down during the sieving process, affecting grain size analysis.
4. Sample 3SED5-B and 3SED10-C contained shell fragments.
5. The data is provided in summary tables and plots.
6. There were no other noted anomalies in this project.

Approved by:


Geotechnical Laboratory Manager

Date:





Data Reporting Qualifiers

Effective 12/28/04

Inorganic Data

- U Indicates that the target analyte was not detected at the reported concentration
- * Duplicate RPD is not within established control limits
- B Reported value is less than the CRDL but \geq the Reporting Limit
- N Matrix Spike recovery not within established control limits
- NA Not Applicable, analyte not spiked
- H The natural concentration of the spiked element is so much greater than the concentration spiked that an accurate determination of spike recovery is not possible
- L Analyte concentration is ≤ 5 times the Reporting Limit and the replicate control limit defaults to ± 1 RL instead of the normal 20% RPD

Organic Data

- U Indicates that the target analyte was not detected at the reported concentration
- * Flagged value is not within established control limits
- B Analyte detected in an associated Method Blank at a concentration greater than one-half of ARI's Reporting Limit or 5% of the regulatory limit or 5% of the analyte concentration in the sample.
- J Estimated concentration when the value is less than ARI's established reporting limits
- D The spiked compound was not detected due to sample extract dilution
- NR Spiked compound recovery is not reported due to chromatographic interference
- E Estimated concentration calculated for an analyte response above the valid instrument calibration range. A dilution is required to obtain an accurate quantification of the analyte.
- S Indicates an analyte response that has saturated the detector. The calculated concentration is not valid; a dilution is required to obtain valid quantification of the analyte
- NA The flagged analyte was not analyzed for



- NS The flagged analyte was not spiked into the sample
- M Estimated value for an analyte detected and confirmed by an analyst but with low spectral match parameters. This flag is used only for GC-MS analyses
- M2 The sample contains PCB congeners that do not match any standard Aroclor pattern. The PCBs are identified and quantified as the Aroclor whose pattern most closely matches that of the sample. The reported value is an estimate.
- N The analysis indicates the presence of an analyte for which there is presumptive evidence to make a "tentative identification"
- Y The analyte is not detected at or above the reported concentration. The reporting limit is raised due to chromatographic interference. The Y flag is equivalent to the U flag with a raised reporting limit.
- C The analyte was positively identified on only one of two chromatographic columns. Chromatographic interference prevented a positive identification on the second column
- P The analyte was detected on both chromatographic columns but the quantified values differ by $\geq 40\%$ RPD with no obvious chromatographic interference

Geotechnical Data

- A The total of all fines fractions. This flag is used to report total fines when only sieve analysis is requested and balances total grain size with sample weight.
- F Samples were frozen prior to particle size determination
- SM Sample matrix was not appropriate for the requested analysis. This normally refers to samples contaminated with an organic product that interferes with the sieving process and/or moisture content, porosity and saturation calculations
- SS Sample did not contain the proportion of "fines" required to perform the pipette portion of the grain size analysis
- W Weight of sample in some pipette aliquots was below the level required for accurate weighting

LCS SOLUTIONS

05/15/09

LABESOLN ID	TEST	CONC. UG/ML	SOLVENT	EXP.
1	1549-3	PCB	20	ACETONE 10/10/09
2#	1472-3	BCOC PEST	10	ACETONE NA
3	1579-3	PEST	02/04/20	ACETONE 09/23/09
4	1594-2	LOW PEST	0.2/0.4/2	ACETONE 09/23/09
5	1580-2	EPH	1500	MECL2 01/29/10
6	1559-2	PCP	12.5/125	ACETONE 11/05/09
7	1597-2	ABN	100	ACETONE 02/01/10
8	1566-1	TBT	2.5	MECL2 12/04/09
9	1567-3	PORE TBT	.125/.25	MECL2 12/04/09
10	1596-2	ABN ACID	100/200	MEOH 10/21/09
11	1591-1	TPHD	15000	ACETONE 03/26/10
12	1597-3	ABN BASE	200	ACETONE 02/05/10
13	1573-2	LOW PCB	2	ACETONE 10/10/09
14*	1547-1	LOW ABN ACID	10/20	MEOH 04/10/10
15	1591-3	SIM PNA	15/75	MEOH 08/28/09
16*	1502-2	DIOXANE	100	MEOH 02/26/10
17#	1516-2	1248 PCB	20	ACETONE NA
18	1591-4	LOW SIM PNA	1.5	ACETONE 08/28/09
19	1574-4	AK103	7500	MECL2 12/02/09
20	1572-2	PNA	100	ACETONE 12/26/09
21	1593-3	SKY/BHT	100	MEOH 03/31/10
22	1599-1	HERB	12.5/12500	MEOH 08/18/09
23*	1505-1	LW ABN BASE	20	MEOH 03/20/10
24	1573-4	LOW ABN	10	ACETONE 08/01/09
25#	1481-1	DIPHENYL	100	MEOH NA
26*	1545-2	OP-PEST	25	MEOH 02/16/10
27#	1495-1	STEROLS	200	MEOH NA
28	1595-1	ADD. PEST	4	ACETONE 09/15/09
29#	1496-3	DECANES	100	MEOH NA
30#	1497-2	EDB/DBCP	2	ACETONE NA
31	1596-1	TERPINEOL	100	MEOH 04/03/10

LCS SOLUTIONS

05/15/09

32	1598-1	GUAIACOL	50-200	ACETONE	04/30/10
33	1522-1	RESIN ACID	250	ACETONE	06/11/09
34	1530-2	CONGENERS	1	ACETONE	07/23/09
35	1601-2	ALKYL PNA A	10	MEOH	04/03/10
36	1601-3	ALKYL PNA B	10	MEOH	05/13/10
50	1571-1	FULL RESIN	250	ACETONE	06/10/09
	*=REVERIFIED SOLUTION				
	#=PROJECT SPECIFIC SOLUTION				

SURR SOLUTIONS

05/15/09

LABEL	SOLN ID	TEST	CONC. UG/ML	SOLVENT	EXP.
A	1584-5	ABN	100/150	MEOH	02/18/10
B	1572-1	SIM PNA	15/75	MEOH	08/28/09
C*	1559-1	SIM ABN	25/37.5	MEOH	03/13/10
D	1573-3	LOW PCB	0.2	ACETONE	07/31/09
E*	1478-1	HERB	62.5	MEOH	09/21/09
F	1574-3	PCP	12.5	ACETONE	01/06/10
G*	1534-1	1,4DIOXANE	100	MEOH	02/26/10
H	1594-1	OP-PEST	25	MEOH	04/01/10
I	1559-4	LOW S. PNA	1.5	MEOH	08/28/09
J	1566-5	TBT-PORE	0.125	MECL2	12/04/09
K	1538-1	MED PCB	20	ACETONE	07/31/09
L	1584-4	TBT	2.5	MECL2	12/04/09
M	1578-1	EPH	1500	MECL2	12/09/09
N	1538-2	PCB	2	ACETONE	07/31/09
O	1567-4	TPH	450	MECL2	09/24/09
P	1598-2	HCID	2250	MECL2	01/07/10
Q#	1497-3	EDB	2	ACETONE	NA
R	1521-4	RESIN ACID	250	ACETONE	06/11/09
S	1568-5	PBDE	.25	MEOH	12/11/09
T	1601-1	ALKYL PNA	10	MEOH	11/26/09
U	* = REVERIFIED SOLUTION				
V	# = PROJECT SPECIFIC SOLUTION				
W					
X					
Y					
Z					

Data Summary Package

prepared
for

ENVIROMENTAL SCIENCE CORP.

Project: JELD-WEN NORD DOOR, 008.0228.00017

ARI JOB NO: PB63

prepared
by

Analytical Resources, Inc.

SEMIVOLATILE ANALYSIS

ORGANICS ANALYSIS DATA SHEET

PSDDA Semivolatiles by SW8270D GC/MS

Page 1 of 2


Sample ID: 3SED8-A

SAMPLE

Lab Sample ID: PB63A

LIMS ID: 09-12942

Matrix: Sediment

Data Release Authorized: 

Reported: 06/18/09

QC Report No: PB63-ENVIRONMENTAL SCIENCE CORP.

Project: JELD-WEN NORD DOOR

008.0228.00017

Date Sampled: 06/05/09

Date Received: 06/05/09

Date Extracted: 06/10/09

Date Analyzed: 06/16/09 13:32

Instrument/Analyst: NT6/LJR

GPC Cleanup: Yes

Sample Amount: 25.2 g-dry-wt

Final Extract Volume: 0.5 mL

Dilution Factor: 1.00

Percent Moisture: 38.8%

CAS Number	Analyte	RL	Result
108-95-2	Phenol	20	< 20 U
541-73-1	1,3-Dichlorobenzene	20	< 20 U
106-46-7	1,4-Dichlorobenzene	20	< 20 U
100-51-6	Benzyl Alcohol	20	< 20 U
95-50-1	1,2-Dichlorobenzene	20	< 20 U
95-48-7	2-Methylphenol	20	< 20 U
106-44-5	4-Methylphenol	20	< 20 U
67-72-1	Hexachloroethane	20	< 20 U
105-67-9	2,4-Dimethylphenol	20	< 20 U
65-85-0	Benzoic Acid	200	< 200 U
120-82-1	1,2,4-Trichlorobenzene	20	< 20 U
91-20-3	Naphthalene	20	26
87-68-3	Hexachlorobutadiene	20	< 20 U
91-57-6	2-Methylnaphthalene	20	15 J
131-11-3	Dimethylphthalate	20	< 20 U
208-96-8	Acenaphthylene	20	< 20 U
83-32-9	Acenaphthene	20	21
132-64-9	Dibenzofuran	20	21
84-66-2	Diethylphthalate	20	< 20 U
86-73-7	Fluorene	20	37
86-30-6	N-Nitrosodiphenylamine	20	< 20 U
118-74-1	Hexachlorobenzene	20	< 20 U
87-86-5	Pentachlorophenol	99	48 J
85-01-8	Phenanthrene	20	250
120-12-7	Anthracene	20	180
84-74-2	Di-n-Butylphthalate	20	35
206-44-0	Fluoranthene	20	500
129-00-0	Pyrene	20	420
85-68-7	Butylbenzylphthalate	20	< 20 U
56-55-3	Benzo (a) anthracene	20	240
117-81-7	bis (2-Ethylhexyl) phthalate	20	150
218-01-9	Chrysene	20	460
117-84-0	Di-n-Octyl phthalate	20	< 20 U
205-99-2	Benzo (b) fluoranthene	20	310
207-08-9	Benzo (k) fluoranthene	20	310
50-32-8	Benzo (a) pyrene	20	320
193-39-5	Indeno (1,2,3-cd) pyrene	20	130

ORGANICS ANALYSIS DATA SHEET
PSDDA Semivolatiles by SW8270D GC/MS
 Page 2 of 2

Sample ID: 3SED8-A
SAMPLE

Lab Sample ID: PB63A
 LIMS ID: 09-12942
 Matrix: Sediment
 Date Analyzed: 06/16/09 13:32

QC Report No: PB63-ENVIROMENTAL SCIENCE CORP.
 Project: JELD-WEN NORD DOOR
 008.0228.00017

CAS Number	Analyte	RL	Result
53-70-3	Dibenz (a,h) anthracene	20	53
191-24-2	Benzo (g,h,i) perylene	20	140
90-12-0	1-Methylnaphthalene	20	< 20 U

Reported in µg/kg (ppb)

Semivolatile Surrogate Recovery

d5-Nitrobenzene	57.2%	2-Fluorobiphenyl	68.0%
d14-p-Terphenyl	68.4%	d4-1,2-Dichlorobenzene	50.8%
d5-Phenol	63.2%	2-Fluorophenol	57.1%
2,4,6-Tribromophenol	76.5%	d4-2-Chlorophenol	60.0%

ORGANICS ANALYSIS DATA SHEET
PSDDA Semivolatiles by SW8270D GC/MS
 Page 1 of 2

Sample ID: 3SED8-B
SAMPLE

Lab Sample ID: PB63B
 LIMS ID: 09-12943
 Matrix: Sediment
 Data Release Authorized: *AB*
 Reported: 06/18/09

QC Report No: PB63-ENVIRONMENTAL SCIENCE CORP.
 Project: JELD-WEN NORD DOOR
 008.0228.00017
 Date Sampled: 06/05/09
 Date Received: 06/05/09

Date Extracted: 06/10/09
 Date Analyzed: 06/16/09 14:05
 Instrument/Analyst: NT6/LJR
 GPC Cleanup: Yes

Sample Amount: 25.2 g-dry-wt
 Final Extract Volume: 0.5 mL
 Dilution Factor: 1.00
 Percent Moisture: 61.4%

CAS Number	Analyte	RL	Result
108-95-2	Phenol	20	< 20 U
541-73-1	1,3-Dichlorobenzene	20	< 20 U
106-46-7	1,4-Dichlorobenzene	20	< 20 U
100-51-6	Benzyl Alcohol	20	< 20 U
95-50-1	1,2-Dichlorobenzene	20	< 20 U
95-48-7	2-Methylphenol	20	< 20 U
106-44-5	4-Methylphenol	20	< 20 U
67-72-1	Hexachloroethane	20	< 20 U
105-67-9	2,4-Dimethylphenol	20	< 20 U
65-85-0	Benzoic Acid	200	< 200 U
120-82-1	1,2,4-Trichlorobenzene	20	< 20 U
91-20-3	Naphthalene	20	< 20 U
87-68-3	Hexachlorobutadiene	20	< 20 U
91-57-6	2-Methylnaphthalene	20	< 20 U
131-11-3	Dimethylphthalate	20	< 20 U
208-96-8	Acenaphthylene	20	< 20 U
83-32-9	Acenaphthene	20	16 J
132-64-9	Dibenzofuran	20	< 20 U
84-66-2	Diethylphthalate	20	< 20 U
86-73-7	Fluorene	20	16 J
86-30-6	N-Nitrosodiphenylamine	20	< 20 U
118-74-1	Hexachlorobenzene	20	< 20 U
87-86-5	Pentachlorophenol	99	< 99 U
85-01-8	Phenanthrene	20	97
120-12-7	Anthracene	20	38
84-74-2	Di-n-Butylphthalate	20	< 20 U
206-44-0	Fluoranthene	20	690
129-00-0	Pyrene	20	450
85-68-7	Butylbenzylphthalate	20	< 20 U
56-55-3	Benzo (a) anthracene	20	200
117-81-7	bis (2-Ethylhexyl) phthalate	20	46
218-01-9	Chrysene	20	380
117-84-0	Di-n-Octyl phthalate	20	< 20 U
205-99-2	Benzo (b) fluoranthene	20	180
207-08-9	Benzo (k) fluoranthene	20	180
50-32-8	Benzo (a) pyrene	20	140
193-39-5	Indeno (1,2,3-cd) pyrene	20	54

ORGANICS ANALYSIS DATA SHEET
PSDDA Semivolatiles by SW8270D GC/MS
 Page 2 of 2

Sample ID: 3SED8-B
SAMPLE

Lab Sample ID: PB63B
 LIMS ID: 09-12943
 Matrix: Sediment
 Date Analyzed: 06/16/09 14:05

QC Report No: PB63-ENVIROMENTAL SCIENCE CORP.
 Project: JELD-WEN NORD DOOR
 008.0228.00017

CAS Number	Analyte	RL	Result
53-70-3	Dibenz (a,h) anthracene	20	23
191-24-2	Benzo (g,h,i) perylene	20	57
90-12-0	1-Methylnaphthalene	20	< 20 U

Reported in µg/kg (ppb)

Semivolatile Surrogate Recovery

d5-Nitrobenzene	47.2%	2-Fluorobiphenyl	62.4%
d14-p-Terphenyl	58.8%	d4-1,2-Dichlorobenzene	40.4%
d5-Phenol	53.6%	2-Fluorophenol	47.5%
2,4,6-Tribromophenol	69.9%	d4-2-Chlorophenol	52.5%

ORGANICS ANALYSIS DATA SHEET
PSDDA Semivolatiles by SW8270D GC/MS
 Page 1 of 2

Sample ID: 3SED8-C
SAMPLE

Lab Sample ID: PB63C
 LIMS ID: 09-12944
 Matrix: Sediment
 Data Release Authorized: *[Signature]*
 Reported: 06/18/09

QC Report No: PB63-ENVIROMENTAL SCIENCE CORP.
 Project: JELD-WEN NORD DOOR
 008.0228.00017
 Date Sampled: 06/05/09
 Date Received: 06/05/09

Date Extracted: 06/10/09
 Date Analyzed: 06/16/09 14:37
 Instrument/Analyst: NT6/LJR
 GPC Cleanup: Yes

Sample Amount: 25.7 g-dry-wt
 Final Extract Volume: 0.5 mL
 Dilution Factor: 1.00
 Percent Moisture: 51.1%

CAS Number	Analyte	RL	Result
108-95-2	Phenol	20	< 20 U
541-73-1	1,3-Dichlorobenzene	20	< 20 U
106-46-7	1,4-Dichlorobenzene	20	< 20 U
100-51-6	Benzyl Alcohol	20	< 20 U
95-50-1	1,2-Dichlorobenzene	20	< 20 U
95-48-7	2-Methylphenol	20	< 20 U
106-44-5	4-Methylphenol	20	< 20 U
67-72-1	Hexachloroethane	20	< 20 U
105-67-9	2,4-Dimethylphenol	20	< 20 U
65-85-0	Benzoic Acid	200	< 200 U
120-82-1	1,2,4-Trichlorobenzene	20	< 20 U
91-20-3	Naphthalene	20	12 J
87-68-3	Hexachlorobutadiene	20	< 20 U
91-57-6	2-Methylnaphthalene	20	< 20 U
131-11-3	Dimethylphthalate	20	< 20 U
208-96-8	Acenaphthylene	20	12 J
83-32-9	Acenaphthene	20	12 J
132-64-9	Dibenzofuran	20	12 J
84-66-2	Diethylphthalate	20	< 20 U
86-73-7	Fluorene	20	19 J
86-30-6	N-Nitrosodiphenylamine	20	< 20 U
118-74-1	Hexachlorobenzene	20	< 20 U
87-86-5	Pentachlorophenol	97	< 97 U
85-01-8	Phenanthrene	20	140
120-12-7	Anthracene	20	66
84-74-2	Di-n-Butylphthalate	20	< 20 U
206-44-0	Fluoranthene	20	640
129-00-0	Pyrene	20	440
85-68-7	Butylbenzylphthalate	20	< 20 U
56-55-3	Benzo (a) anthracene	20	250
117-81-7	bis (2-Ethylhexyl) phthalate	20	67
218-01-9	Chrysene	20	460
117-84-0	Di-n-Octyl phthalate	20	< 20 U
205-99-2	Benzo (b) fluoranthene	20	220
207-08-9	Benzo (k) fluoranthene	20	220
50-32-8	Benzo (a) pyrene	20	180
193-39-5	Indeno (1,2,3-cd) pyrene	20	69

ORGANICS ANALYSIS DATA SHEET
PSDDA Semivolatiles by SW8270D GC/MS
 Page 2 of 2

Sample ID: 3SED8-C
SAMPLE

Lab Sample ID: PB63C
 LIMS ID: 09-12944
 Matrix: Sediment
 Date Analyzed: 06/16/09 14:37

QC Report No: PB63-ENVIROMENTAL SCIENCE CORP.
 Project: JELD-WEN NORD DOOR
 008.0228.00017

CAS Number	Analyte	RL	Result
53-70-3	Dibenz(a,h)anthracene	20	35
191-24-2	Benzo(g,h,i)perylene	20	69
90-12-0	1-Methylnaphthalene	20	< 20 U

Reported in µg/kg (ppb)

Semivolatile Surrogate Recovery

d5-Nitrobenzene	54.8%	2-Fluorobiphenyl	66.4%
d14-p-Terphenyl	60.0%	d4-1,2-Dichlorobenzene	48.0%
d5-Phenol	60.0%	2-Fluorophenol	56.3%
2,4,6-Tribromophenol	73.9%	d4-2-Chlorophenol	58.9%

ORGANICS ANALYSIS DATA SHEET

PSDDA Semivolatiles by SW8270D GC/MS

Page 1 of 2

Sample ID: 3SED5-A

SAMPLE

Lab Sample ID: PB63D

LIMS ID: 09-12945

Matrix: Sediment

Data Release Authorized: *AB*

Reported: 06/18/09

QC Report No: PB63-ENVIROMENTAL SCIENCE CORP.

Project: JELD-WEN NORD DOOR

008.0228.00017

Date Sampled: 06/05/09

Date Received: 06/05/09

Date Extracted: 06/10/09

Date Analyzed: 06/16/09 15:10

Instrument/Analyst: NT6/LJR

GPC Cleanup: Yes

Sample Amount: 18.3 g-dry-wt

Final Extract Volume: 0.5 mL

Dilution Factor: 3.00

Percent Moisture: 17.0%

CAS Number	Analyte	RL	Result
108-95-2	Phenol	82	< 82 U
541-73-1	1,3-Dichlorobenzene	82	< 82 U
106-46-7	1,4-Dichlorobenzene	82	< 82 U
100-51-6	Benzyl Alcohol	82	< 82 U
95-50-1	1,2-Dichlorobenzene	82	< 82 U
95-48-7	2-Methylphenol	82	< 82 U
106-44-5	4-Methylphenol	82	< 82 U
67-72-1	Hexachloroethane	82	< 82 U
105-67-9	2,4-Dimethylphenol	82	< 82 U
65-85-0	Benzoic Acid	820	< 820 U
120-82-1	1,2,4-Trichlorobenzene	82	< 82 U
91-20-3	Naphthalene	82	< 82 U
87-68-3	Hexachlorobutadiene	82	< 82 U
91-57-6	2-Methylnaphthalene	82	< 82 U
131-11-3	Dimethylphthalate	82	< 82 U
208-96-8	Acenaphthylene	82	< 82 U
83-32-9	Acenaphthene	82	< 82 U
132-64-9	Dibenzofuran	82	< 82 U
84-66-2	Diethylphthalate	82	< 82 U
86-73-7	Fluorene	82	< 82 U
86-30-6	N-Nitrosodiphenylamine	82	< 82 U
118-74-1	Hexachlorobenzene	82	< 82 U
87-86-5	Pentachlorophenol	410	< 410 U
85-01-8	Phenanthrene	82	< 82 U
120-12-7	Anthracene	82	< 82 U
84-74-2	Di-n-Butylphthalate	82	< 82 U
206-44-0	Fluoranthene	82	< 82 U
129-00-0	Pyrene	82	42 J
85-68-7	Butylbenzylphthalate	82	80 J
56-55-3	Benzo(a)anthracene	82	< 82 U
117-81-7	bis(2-Ethylhexyl)phthalate	82	580
218-01-9	Chrysene	82	82
117-84-0	Di-n-Octyl phthalate	82	< 82 U
205-99-2	Benzo(b)fluoranthene	82	< 82 U
207-08-9	Benzo(k)fluoranthene	82	< 82 U
50-32-8	Benzo(a)pyrene	82	< 82 U
193-39-5	Indeno(1,2,3-cd)pyrene	82	< 82 U

ORGANICS ANALYSIS DATA SHEET
PSDDA Semivolatiles by SW8270D GC/MS
 Page 2 of 2

Sample ID: 3SED5-A
SAMPLE

Lab Sample ID: PB63D
 LIMS ID: 09-12945
 Matrix: Sediment
 Date Analyzed: 06/16/09 15:10

QC Report No: PB63-ENVIROMENTAL SCIENCE CORP.
 Project: JELD-WEN NORD DOOR
 008.0228.00017

CAS Number	Analyte	RL	Result
53-70-3	Dibenz(a,h)anthracene	82	< 82 U
191-24-2	Benzo(g,h,i)perylene	82	< 82 U
90-12-0	1-Methylnaphthalene	82	< 82 U

Reported in µg/kg (ppb)

Semivolatile Surrogate Recovery

d5-Nitrobenzene	64.7%	2-Fluorobiphenyl	75.5%
d14-p-Terphenyl	60.2%	d4-1,2-Dichlorobenzene	55.8%
d5-Phenol	68.5%	2-Fluorophenol	63.5%
2,4,6-Tribromophenol	71.2%	d4-2-Chlorophenol	66.8%

ORGANICS ANALYSIS DATA SHEET

PSDDA Semivolatiles by SW8270D GC/MS

Page 1 of 2

Sample ID: 3SED5-B

SAMPLE

Lab Sample ID: PB63E

LIMS ID: 09-12946

Matrix: Sediment

Data Release Authorized:

Reported: 06/18/09

QC Report No: PB63-ENVIROMENTAL SCIENCE CORP.

Project: JELD-WEN NORD DOOR

008.0228.00017

Date Sampled: 06/05/09

Date Received: 06/05/09

Date Extracted: 06/10/09

Date Analyzed: 06/16/09 15:43

Instrument/Analyst: NT6/LJR

GPC Cleanup: Yes

Sample Amount: 25.7 g-dry-wt

Final Extract Volume: 0.5 mL

Dilution Factor: 1.00

Percent Moisture: 35.1%

CAS Number	Analyte	RL	Result
108-95-2	Phenol	19	< 19 U
541-73-1	1,3-Dichlorobenzene	19	< 19 U
106-46-7	1,4-Dichlorobenzene	19	< 19 U
100-51-6	Benzyl Alcohol	19	< 19 U
95-50-1	1,2-Dichlorobenzene	19	< 19 U
95-48-7	2-Methylphenol	19	< 19 U
106-44-5	4-Methylphenol	19	< 19 U
67-72-1	Hexachloroethane	19	< 19 U
105-67-9	2,4-Dimethylphenol	19	< 19 U
65-85-0	Benzoic Acid	190	< 190 U
120-82-1	1,2,4-Trichlorobenzene	19	< 19 U
91-20-3	Naphthalene	19	< 19 U
87-68-3	Hexachlorobutadiene	19	< 19 U
91-57-6	2-Methylnaphthalene	19	< 19 U
131-11-3	Dimethylphthalate	19	< 19 U
208-96-8	Acenaphthylene	19	< 19 U
83-32-9	Acenaphthene	19	< 19 U
132-64-9	Dibenzofuran	19	< 19 U
84-66-2	Diethylphthalate	19	42
86-73-7	Fluorene	19	< 19 U
86-30-6	N-Nitrosodiphenylamine	19	< 19 U
118-74-1	Hexachlorobenzene	19	< 19 U
87-86-5	Pentachlorophenol	97	< 97 U
85-01-8	Phenanthrene	19	22
120-12-7	Anthracene	19	< 19 U
84-74-2	Di-n-Butylphthalate	19	14 J
206-44-0	Fluoranthene	19	130
129-00-0	Pyrene	19	72
85-68-7	Butylbenzylphthalate	19	< 19 U
56-55-3	Benzo (a) anthracene	19	24
117-81-7	bis (2-Ethylhexyl) phthalate	19	41
218-01-9	Chrysene	19	49
117-84-0	Di-n-Octyl phthalate	19	< 19 U
205-99-2	Benzo (b) fluoranthene	19	29
207-08-9	Benzo (k) fluoranthene	19	29
50-32-8	Benzo (a) pyrene	19	20
193-39-5	Indeno (1,2,3-cd) pyrene	19	< 19 U

ORGANICS ANALYSIS DATA SHEET
PSDDA Semivolatiles by SW8270D GC/MS
 Page 2 of 2

Sample ID: 3SED5-B
SAMPLE

Lab Sample ID: PB63E
 LIMS ID: 09-12946
 Matrix: Sediment
 Date Analyzed: 06/16/09 15:43

QC Report No: PB63-ENVIROMENTAL SCIENCE CORP.
 Project: JELD-WEN NORD DOOR
 008.0228.00017

CAS Number	Analyte	RL	Result
53-70-3	Dibenz(a,h)anthracene	19	< 19 U
191-24-2	Benzo(g,h,i)perylene	19	9.9 J
90-12-0	1-Methylnaphthalene	19	< 19 U


Reported in µg/kg (ppb)

Semivolatile Surrogate Recovery

d5-Nitrobenzene	61.2%	2-Fluorobiphenyl	72.4%
d14-p-Terphenyl	70.0%	d4-1,2-Dichlorobenzene	54.0%
d5-Phenol	65.6%	2-Fluorophenol	63.5%
2,4,6-Tribromophenol	73.1%	d4-2-Chlorophenol	65.1%

ORGANICS ANALYSIS DATA SHEET
PSDDA Semivolatiles by SW8270D GC/MS
 Page 1 of 2

Sample ID: 3SED5-C
SAMPLE

Lab Sample ID: PB63F
 LIMS ID: 09-12947
 Matrix: Sediment
 Data Release Authorized: 
 Reported: 06/18/09

QC Report No: PB63-ENVIRONMENTAL SCIENCE CORP.
 Project: JELD-WEN NORD DOOR
 008.0228.00017
 Date Sampled: 06/05/09
 Date Received: 06/05/09

Date Extracted: 06/10/09
 Date Analyzed: 06/16/09 17:22
 Instrument/Analyst: NT6/LJR
 GPC Cleanup: Yes

Sample Amount: 25.3 g-dry-wt
 Final Extract Volume: 0.5 mL
 Dilution Factor: 1.00
 Percent Moisture: 35.6%

CAS Number	Analyte	RL	Result
108-95-2	Phenol	20	< 20 U
541-73-1	1,3-Dichlorobenzene	20	< 20 U
106-46-7	1,4-Dichlorobenzene	20	< 20 U
100-51-6	Benzyl Alcohol	20	< 20 U
95-50-1	1,2-Dichlorobenzene	20	< 20 U
95-48-7	2-Methylphenol	20	< 20 U
106-44-5	4-Methylphenol	20	< 20 U
67-72-1	Hexachloroethane	20	< 20 U
105-67-9	2,4-Dimethylphenol	20	< 20 U
65-85-0	Benzoic Acid	200	< 200 U
120-82-1	1,2,4-Trichlorobenzene	20	< 20 U
91-20-3	Naphthalene	20	< 20 U
87-68-3	Hexachlorobutadiene	20	< 20 U
91-57-6	2-Methylnaphthalene	20	< 20 U
131-11-3	Dimethylphthalate	20	< 20 U
208-96-8	Acenaphthylene	20	< 20 U
83-32-9	Acenaphthene	20	< 20 U
132-64-9	Dibenzofuran	20	< 20 U
84-66-2	Diethylphthalate	20	< 20 U
86-73-7	Fluorene	20	< 20 U
86-30-6	N-Nitrosodiphenylamine	20	< 20 U
118-74-1	Hexachlorobenzene	20	< 20 U
87-86-5	Pentachlorophenol	99	< 99 U
85-01-8	Phenanthrene	20	98
120-12-7	Anthracene	20	14 J
84-74-2	Di-n-Butylphthalate	20	< 20 U
206-44-0	Fluoranthene	20	390
129-00-0	Pyrene	20	230
85-68-7	Butylbenzylphthalate	20	< 20 U
56-55-3	Benzo (a) anthracene	20	41
117-81-7	bis (2-Ethylhexyl) phthalate	20	60
218-01-9	Chrysene	20	90
117-84-0	Di-n-Octyl phthalate	20	< 20 U
205-99-2	Benzo (b) fluoranthene	20	49
207-08-9	Benzo (k) fluoranthene	20	49
50-32-8	Benzo (a) pyrene	20	35
193-39-5	Indeno (1,2,3-cd) pyrene	20	< 20 U

ORGANICS ANALYSIS DATA SHEET
PSDDA Semivolatiles by SW8270D GC/MS
 Page 2 of 2

Sample ID: 3SED5-C
SAMPLE

Lab Sample ID: PB63F
 LIMS ID: 09-12947
 Matrix: Sediment
 Date Analyzed: 06/16/09 17:22

QC Report No: PB63-ENVIROMENTAL SCIENCE CORP.
 Project: JELD-WEN NORD DOOR
 008.0228.00017

CAS Number	Analyte	RL	Result
53-70-3	Dibenz(a,h)anthracene	20	< 20 U
191-24-2	Benzo(g,h,i)perylene	20	12 J
90-12-0	1-Methylnaphthalene	20	< 20 U

Reported in µg/kg (ppb)

Semivolatile Surrogate Recovery

d5-Nitrobenzene	61.6%	2-Fluorobiphenyl	78.0%
d14-p-Terphenyl	87.2%	d4-1,2-Dichlorobenzene	52.4%
d5-Phenol	62.9%	2-Fluorophenol	62.1%
2,4,6-Tribromophenol	72.5%	d4-2-Chlorophenol	63.7%

ORGANICS ANALYSIS DATA SHEET

PSDDA Semivolatiles by SW8270D GC/MS

Page 1 of 2

Sample ID: 3SED10-A

SAMPLE

Lab Sample ID: PB63G

LIMS ID: 09-12948

Matrix: Sediment

Data Release Authorized:

Reported: 06/18/09

QC Report No: PB63-ENVIRONMENTAL SCIENCE CORP.

Project: JELD-WEN NORD DOOR

008.0228.00017

Date Sampled: 06/05/09

Date Received: 06/05/09

Date Extracted: 06/10/09

Date Analyzed: 06/16/09 17:55

Instrument/Analyst: NT6/LJR

GPC Cleanup: Yes

Sample Amount: 26.0 g-dry-wt

Final Extract Volume: 0.5 mL

Dilution Factor: 1.00

Percent Moisture: 14.9%

CAS Number	Analyte	RL	Result
108-95-2	Phenol	19	< 19 U
541-73-1	1,3-Dichlorobenzene	19	< 19 U
106-46-7	1,4-Dichlorobenzene	19	< 19 U
100-51-6	Benzyl Alcohol	19	< 19 U
95-50-1	1,2-Dichlorobenzene	19	< 19 U
95-48-7	2-Methylphenol	19	< 19 U
106-44-5	4-Methylphenol	19	< 19 U
67-72-1	Hexachloroethane	19	< 19 U
105-67-9	2,4-Dimethylphenol	19	< 19 U
65-85-0	Benzoic Acid	190	< 190 U
120-82-1	1,2,4-Trichlorobenzene	19	< 19 U
91-20-3	Naphthalene	19	21
87-68-3	Hexachlorobutadiene	19	< 19 U
91-57-6	2-Methylnaphthalene	19	32
131-11-3	Dimethylphthalate	19	< 19 U
208-96-8	Acenaphthylene	19	31
83-32-9	Acenaphthene	19	130
132-64-9	Dibenzofuran	19	200
84-66-2	Diethylphthalate	19	< 19 U
86-73-7	Fluorene	19	230
86-30-6	N-Nitrosodiphenylamine	19	< 19 U
118-74-1	Hexachlorobenzene	19	< 19 U
87-86-5	Pentachlorophenol	96	< 96 U
85-01-8	Phenanthrene	19	1,900 E
120-12-7	Anthracene	19	61
84-74-2	Di-n-Butylphthalate	19	< 19 U
206-44-0	Fluoranthene	19	1,700 E
129-00-0	Pyrene	19	1,100
85-68-7	Butylbenzylphthalate	19	< 19 U
56-55-3	Benzo (a) anthracene	19	130
117-81-7	bis (2-Ethylhexyl) phthalate	19	18 J
218-01-9	Chrysene	19	300
117-84-0	Di-n-Octyl phthalate	19	< 19 U
205-99-2	Benzo (b) fluoranthene	19	210
207-08-9	Benzo (k) fluoranthene	19	210
50-32-8	Benzo (a) pyrene	19	77
193-39-5	Indeno (1,2,3-cd) pyrene	19	21

ORGANICS ANALYSIS DATA SHEET
PSDDA Semivolatiles by SW8270D GC/MS
 Page 2 of 2

Sample ID: 3SED10-A
SAMPLE

Lab Sample ID: PB63G
 LIMS ID: 09-12948
 Matrix: Sediment
 Date Analyzed: 06/16/09 17:55

QC Report No: PB63-ENVIROMENTAL SCIENCE CORP.
 Project: JELD-WEN NORD DOOR
 008.0228.00017

CAS Number	Analyte	RL	Result
53-70-3	Dibenz (a,h) anthracene	19	< 19 U
191-24-2	Benzo (g,h,i) perylene	19	21
90-12-0	1-Methylnaphthalene	19	30

Reported in µg/kg (ppb)

Semivolatile Surrogate Recovery

d5-Nitrobenzene	60.4%	2-Fluorobiphenyl	72.4%
d14-p-Terphenyl	88.0%	d4-1,2-Dichlorobenzene	56.4%
d5-Phenol	61.9%	2-Fluorophenol	61.6%
2,4,6-Tribromophenol	67.7%	d4-2-Chlorophenol	62.9%

ORGANICS ANALYSIS DATA SHEET

PSDDA Semivolatiles by SW8270D GC/MS

Page 1 of 2

Sample ID: 3SED10-A

DILUTION

Lab Sample ID: PB63G

LIMS ID: 09-12948

Matrix: Sediment

Data Release Authorized: *[Signature]*

Reported: 06/18/09

QC Report No: PB63-ENVIROMENTAL SCIENCE CORP.

Project: JELD-WEN NORD DOOR

008.0228.00017

Date Sampled: 06/05/09

Date Received: 06/05/09

Date Extracted: 06/10/09

Date Analyzed: 06/17/09 23:35

Instrument/Analyst: NT6/LJR

GPC Cleanup: Yes

Sample Amount: 26.0 g-dry-wt

Final Extract Volume: 0.5 mL

Dilution Factor: 3.00

Percent Moisture: 14.9%

CAS Number	Analyte	RL	Result
108-95-2	Phenol	58	< 58 U
541-73-1	1,3-Dichlorobenzene	58	< 58 U
106-46-7	1,4-Dichlorobenzene	58	< 58 U
100-51-6	Benzyl Alcohol	58	< 58 U
95-50-1	1,2-Dichlorobenzene	58	< 58 U
95-48-7	2-Methylphenol	58	< 58 U
106-44-5	4-Methylphenol	58	< 58 U
67-72-1	Hexachloroethane	58	< 58 U
105-67-9	2,4-Dimethylphenol	58	< 58 U
65-85-0	Benzoic Acid	580	< 580 U
120-82-1	1,2,4-Trichlorobenzene	58	< 58 U
91-20-3	Naphthalene	58	< 58 U
87-68-3	Hexachlorobutadiene	58	< 58 U
91-57-6	2-Methylnaphthalene	58	31 J
131-11-3	Dimethylphthalate	58	< 58 U
208-96-8	Acenaphthylene	58	< 58 U
83-32-9	Acenaphthene	58	120
132-64-9	Dibenzofuran	58	190
84-66-2	Diethylphthalate	58	< 58 U
86-73-7	Fluorene	58	220
86-30-6	N-Nitrosodiphenylamine	58	< 58 U
118-74-1	Hexachlorobenzene	58	< 58 U
87-86-5	Pentachlorophenol	290	< 290 U
85-01-8	Phenanthrene	58	1,800
120-12-7	Anthracene	58	32 J
84-74-2	Di-n-Butylphthalate	58	< 58 U
206-44-0	Fluoranthene	58	1,300
129-00-0	Pyrene	58	1,200
85-68-7	Butylbenzylphthalate	58	< 58 U
56-55-3	Benzo (a) anthracene	58	120
117-81-7	bis(2-Ethylhexyl)phthalate	58	< 58 U
218-01-9	Chrysene	58	300
117-84-0	Di-n-Octyl phthalate	58	< 58 U
205-99-2	Benzo (b) fluoranthene	58	180
207-08-9	Benzo (k) fluoranthene	58	180
50-32-8	Benzo (a) pyrene	58	77
193-39-5	Indeno (1,2,3-cd) pyrene	58	36 J

ORGANICS ANALYSIS DATA SHEET
PSDDA Semivolatiles by SW8270D GC/MS
 Page 2 of 2

Sample ID: 3SED10-A
DILUTION

Lab Sample ID: PB63G
 LIMS ID: 09-12948
 Matrix: Sediment
 Date Analyzed: 06/17/09 23:35

QC Report No: PB63-ENVIRONMENTAL SCIENCE CORP.
 Project: JELD-WEN NORD DOOR
 008.0228.00017

CAS Number	Analyte	RL	Result
53-70-3	Dibenz (a, h) anthracene	58	< 58 U
191-24-2	Benzo (g, h, i) perylene	58	39 J
90-12-0	1-Methylnaphthalene	58	30 J

Reported in µg/kg (ppb)

Semivolatile Surrogate Recovery

d5-Nitrobenzene	57.5%	2-Fluorobiphenyl	67.0%
d14-p-Terphenyl	91.8%	d4-1,2-Dichlorobenzene	52.2%
d5-Phenol	61.8%	2-Fluorophenol	55.8%
2,4,6-Tribromophenol	65.8%	d4-2-Chlorophenol	57.0%

ORGANICS ANALYSIS DATA SHEET

PSDDA Semivolatiles by SW8270D GC/MS

Page 1 of 2

Sample ID: 3SED10-B

SAMPLE

Lab Sample ID: PB63H

LIMS ID: 09-12949

Matrix: Sediment

Data Release Authorized: *AB*

Reported: 06/18/09

QC Report No: PB63-ENVIRONMENTAL SCIENCE CORP.

Project: JELD-WEN NORD DOOR

008.0228.00017

Date Sampled: 06/05/09

Date Received: 06/05/09

Date Extracted: 06/10/09

Date Analyzed: 06/16/09 18:28

Instrument/Analyst: NT6/LJR

GPC Cleanup: Yes

Sample Amount: 25.3 g-dry-wt

Final Extract Volume: 0.5 mL

Dilution Factor: 1.00

Percent Moisture: 47.6%

CAS Number	Analyte	RL	Result
108-95-2	Phenol	20	< 20 U
541-73-1	1,3-Dichlorobenzene	20	< 20 U
106-46-7	1,4-Dichlorobenzene	20	< 20 U
100-51-6	Benzyl Alcohol	20	< 20 U
95-50-1	1,2-Dichlorobenzene	20	< 20 U
95-48-7	2-Methylphenol	20	< 20 U
106-44-5	4-Methylphenol	20	14 J
67-72-1	Hexachloroethane	20	< 20 U
105-67-9	2,4-Dimethylphenol	20	< 20 U
65-85-0	Benzoic Acid	200	< 200 U
120-82-1	1,2,4-Trichlorobenzene	20	< 20 U
91-20-3	Naphthalene	20	< 20 U
87-68-3	Hexachlorobutadiene	20	< 20 U
91-57-6	2-Methylnaphthalene	20	< 20 U
131-11-3	Dimethylphthalate	20	< 20 U
208-96-8	Acenaphthylene	20	11 J
83-32-9	Acenaphthene	20	< 20 U
132-64-9	Dibenzofuran	20	< 20 U
84-66-2	Diethylphthalate	20	19 J
86-73-7	Fluorene	20	13 J
86-30-6	N-Nitrosodiphenylamine	20	< 20 U
118-74-1	Hexachlorobenzene	20	< 20 U
87-86-5	Pentachlorophenol	99	< 99 U
85-01-8	Phenanthrene	20	96
120-12-7	Anthracene	20	35
84-74-2	Di-n-Butylphthalate	20	< 20 U
206-44-0	Fluoranthene	20	650
129-00-0	Pyrene	20	370
85-68-7	Butylbenzylphthalate	20	< 20 U
56-55-3	Benzo (a) anthracene	20	95
117-81-7	bis (2-Ethylhexyl) phthalate	20	36
218-01-9	Chrysene	20	230
117-84-0	Di-n-Octyl phthalate	20	< 20 U
205-99-2	Benzo (b) fluoranthene	20	120
207-08-9	Benzo (k) fluoranthene	20	120
50-32-8	Benzo (a) pyrene	20	60
193-39-5	Indeno (1,2,3-cd) pyrene	20	21

ORGANICS ANALYSIS DATA SHEET
PSDDA Semivolatiles by SW8270D GC/MS
 Page 2 of 2

Sample ID: 3SED10-B
SAMPLE

Lab Sample ID: PB63H
 LIMS ID: 09-12949
 Matrix: Sediment
 Date Analyzed: 06/16/09 18:28

QC Report No: PB63-ENVIROMENTAL SCIENCE CORP.
 Project: JELD-WEN NORD DOOR
 008.0228.00017

CAS Number	Analyte	RL	Result
53-70-3	Dibenz(a,h)anthracene	20	< 20 U
191-24-2	Benzo(g,h,i)perylene	20	18 J
90-12-0	1-Methylnaphthalene	20	< 20 U

Reported in µg/kg (ppb)

Semivolatile Surrogate Recovery

d5-Nitrobenzene	53.6%	2-Fluorobiphenyl	64.4%
dl4-p-Terphenyl	71.2%	d4-1,2-Dichlorobenzene	48.0%
d5-Phenol	57.1%	2-Fluorophenol	55.5%
2,4,6-Tribromophenol	69.1%	d4-2-Chlorophenol	56.5%

ORGANICS ANALYSIS DATA SHEET

PSDDA Semivolatiles by SW8270D GC/MS

Page 1 of 2

Sample ID: 3SED10-C

SAMPLE

Lab Sample ID: PB63I

LIMS ID: 09-12950

Matrix: Sediment

Data Release Authorized: *AB*

Reported: 06/18/09

QC Report No: PB63-ENVIRONMENTAL SCIENCE CORP.

Project: JELD-WEN NORD DOOR

008.0228.00017

Date Sampled: 06/05/09

Date Received: 06/05/09

Date Extracted: 06/10/09

Date Analyzed: 06/16/09 19:01

Instrument/Analyst: NT6/LJR

GPC Cleanup: Yes

Sample Amount: 25.5 g-dry-wt

Final Extract Volume: 0.5 mL

Dilution Factor: 1.00

Percent Moisture: 39.7%

CAS Number	Analyte	RL	Result
108-95-2	Phenol	20	< 20 U
541-73-1	1,3-Dichlorobenzene	20	< 20 U
106-46-7	1,4-Dichlorobenzene	20	< 20 U
100-51-6	Benzyl Alcohol	20	< 20 U
95-50-1	1,2-Dichlorobenzene	20	< 20 U
95-48-7	2-Methylphenol	20	< 20 U
106-44-5	4-Methylphenol	20	18 J
67-72-1	Hexachloroethane	20	< 20 U
105-67-9	2,4-Dimethylphenol	20	< 20 U
65-85-0	Benzoic Acid	200	< 200 U
120-82-1	1,2,4-Trichlorobenzene	20	< 20 U
91-20-3	Naphthalene	20	< 20 U
87-68-3	Hexachlorobutadiene	20	< 20 U
91-57-6	2-Methylnaphthalene	20	11 J
131-11-3	Dimethylphthalate	20	< 20 U
208-96-8	Acenaphthylene	20	< 20 U
83-32-9	Acenaphthene	20	< 20 U
132-64-9	Dibenzofuran	20	< 20 U
84-66-2	Diethylphthalate	20	< 20 U
86-73-7	Fluorene	20	12 J
86-30-6	N-Nitrosodiphenylamine	20	< 20 U
118-74-1	Hexachlorobenzene	20	< 20 U
87-86-5	Pentachlorophenol	98	87 J
85-01-8	Phenanthrene	20	33
120-12-7	Anthracene	20	36
84-74-2	Di-n-Butylphthalate	20	< 20 U
206-44-0	Fluoranthene	20	200
129-00-0	Pyrene	20	180
85-68-7	Butylbenzylphthalate	20	< 20 U
56-55-3	Benzo (a) anthracene	20	87
117-81-7	bis (2-Ethylhexyl) phthalate	20	47
218-01-9	Chrysene	20	440
117-84-0	Di-n-Octyl phthalate	20	< 20 U
205-99-2	Benzo (b) fluoranthene	20	310
207-08-9	Benzo (k) fluoranthene	20	310
50-32-8	Benzo (a) pyrene	20	33
193-39-5	Indeno (1,2,3-cd) pyrene	20	35

ORGANICS ANALYSIS DATA SHEET
PSDDA Semivolatiles by SW8270D GC/MS
 Page 2 of 2

Sample ID: 3SED10-C
SAMPLE

Lab Sample ID: PB63I
 LIMS ID: 09-12950
 Matrix: Sediment
 Date Analyzed: 06/16/09 19:01

QC Report No: PB63-ENVIROMENTAL SCIENCE CORP.
 Project: JELD-WEN NORD DOOR
 008.0228.00017

CAS Number	Analyte	RL	Result
53-70-3	Dibenz (a,h) anthracene	20	< 20 U
191-24-2	Benzo (g,h,i) perylene	20	28
90-12-0	1-Methylnaphthalene	20	< 20 U

Reported in µg/kg (ppb)

Semivolatile Surrogate Recovery

d5-Nitrobenzene	59.6%	2-Fluorobiphenyl	73.6%
d14-p-Terphenyl	72.0%	d4-1,2-Dichlorobenzene	52.8%
d5-Phenol	61.6%	2-Fluorophenol	58.9%
2,4,6-Tribromophenol	72.3%	d4-2-Chlorophenol	61.9%

SW8270 SEMIVOLATILES SOIL/SEDIMENT SURROGATE RECOVERY SUMMARY

Matrix: Sediment

QC Report No: PB63-ENVIROMENTAL SCIENCE CORP.
Project: JELD-WEN NORD DOOR
008.0228.00017

Client ID	NBZ	FBP	TPH	DCB	PHL	2FP	TBP	2CP	TOT	OUT
3SED8-A	57.2%	68.0%	68.4%	50.8%	63.2%	57.1%	76.5%	60.0%	0	
3SED8-B	47.2%	62.4%	58.8%	40.4%	53.6%	47.5%	69.9%	52.5%	0	
3SED8-C	54.8%	66.4%	60.0%	48.0%	60.0%	56.3%	73.9%	58.9%	0	
3SED5-A	64.7%	75.5%	60.2%	55.8%	68.5%	63.5%	71.2%	66.8%	0	
MB-061009	54.8%	58.8%	80.8%	52.4%	59.2%	55.7%	62.1%	55.5%	0	
LCS-061009	55.6%	60.4%	78.4%	54.0%	62.9%	55.5%	68.8%	57.9%	0	
3SED5-B	61.2%	72.4%	70.0%	54.0%	65.6%	63.5%	73.1%	65.1%	0	
3SED5-B MS	58.4%	69.2%	68.0%	54.0%	68.0%	61.3%	72.8%	64.5%	0	
3SED5-B MSD	58.4%	74.4%	75.2%	51.6%	70.1%	60.0%	77.3%	65.6%	0	
3SED5-C	61.6%	78.0%	87.2%	52.4%	62.9%	62.1%	72.5%	63.7%	0	
3SED10-A	60.4%	72.4%	88.0%	56.4%	61.9%	61.6%	67.7%	62.9%	0	
3SED10-A DL	57.5%	67.0%	91.8%	52.2%	61.8%	55.8%	65.8%	57.0%	0	
3SED10-B	53.6%	64.4%	71.2%	48.0%	57.1%	55.5%	69.1%	56.5%	0	
3SED10-C	59.6%	73.6%	72.0%	52.8%	61.6%	58.9%	72.3%	61.9%	0	

LCS/MB LIMITS

QC LIMITS

(NBZ) = d5-Nitrobenzene	(37-85)	(29-87)
(FBP) = 2-Fluorobiphenyl	(39-82)	(32-88)
(TPH) = d14-p-Terphenyl	(38-105)	(21-97)
(DCB) = d4-1,2-Dichlorobenzene	(33-79)	(25-82)
(PHL) = d5-Phenol	(40-85)	(29-85)
(2FP) = 2-Fluorophenol	(20-93)	(10-114)
(TBP) = 2,4,6-Tribromophenol	(40-96)	(25-103)
(2CP) = d4-2-Chlorophenol	(41-81)	(30-84)

Prep Method: SW3550B
Log Number Range: 09-12942 to 09-12950

ORGANICS ANALYSIS DATA SHEET
PSDDA Semivolatiles by SW8270D GC/MS
 Page 1 of 1

Sample ID: 3SED5-B
MS/MSD

Lab Sample ID: PB63E
 LIMS ID: 09-12946
 Matrix: Sediment
 Data Release Authorized: *AS*
 Reported: 06/18/09

QC Report No: PB63-ENVIRONMENTAL SCIENCE CORP.
 Project: JELD-WEN NORD DOOR
 008.0228.00017
 Date Sampled: 06/05/09
 Date Received: 06/05/09

Date Extracted MS/MSD: 06/10/09
 Date Analyzed MS: 06/16/09 16:16
 MSD: 06/16/09 16:49
 Instrument/Analyst MS: NT6/LJR
 MSD: NT6/LJR
 GPC Cleanup: YES


Sample Amount MS: 25.4 g-dry-wt
 MSD: 25.5 g-dry-wt
 Final Extract Volume MS: 0.5 mL
 MSD: 0.5 mL
 Dilution Factor MS: 1.00
 MSD: 1.00
 Percent Moisture: 35.1 %

Analyte	Sample	MS	Spike Added-MS	MS Recovery	MSD	Spike Added-MSD	MSD Recovery	RPD
Phenol	< 19.4	315	492	64.0%	325	491	66.2%	3.1%
1,3-Dichlorobenzene	< 19.4	262	492	53.3%	253	491	51.5%	3.5%
1,4-Dichlorobenzene	< 19.4	272	492	55.3%	261	491	53.2%	4.1%
Benzyl Alcohol	< 19.4	543	984	55.2%	577	982	58.8%	6.1%
1,2-Dichlorobenzene	< 19.4	274	492	55.7%	265	491	54.0%	3.3%
2-Methylphenol	< 19.4	338	492	68.7%	345	491	70.3%	2.0%
4-Methylphenol	< 19.4	726	984	73.8%	750	982	76.4%	3.3%
Hexachloroethane	< 19.4	245	492	49.8%	236	491	48.1%	3.7%
2,4-Dimethylphenol	< 19.4	333	492	67.7%	332	491	67.6%	0.3%
Benzoic Acid	< 194	1020	1480	68.9%	1130	1470	76.9%	10.2%
1,2,4-Trichlorobenzene	< 19.4	304	492	61.8%	303	491	61.7%	0.3%
Naphthalene	< 19.4	313	492	63.6%	315	491	64.2%	0.6%
Hexachlorobutadiene	< 19.4	312	492	63.4%	319	491	65.0%	2.2%
2-Methylnaphthalene	< 19.4	329	492	66.9%	345	491	70.3%	4.7%
Dimethylphthalate	< 19.4	383	492	77.8%	401	491	81.7%	4.6%
Acenaphthylene	< 19.4	385	492	78.3%	396	491	80.7%	2.8%
Acenaphthene	< 19.4	368	492	74.8%	381	491	77.6%	3.5%
Dibenzofuran	< 19.4	372	492	75.6%	387	491	78.8%	4.0%
Diethylphthalate	42.2	408	492	74.3%	440	491	81.0%	7.5%
Fluorene	< 19.4	387	492	78.7%	393	491	80.0%	1.5%
N-Nitrosodiphenylamine	< 19.4	418	492	85.0%	432	491	88.0%	3.3%
Hexachlorobenzene	< 19.4	397	492	80.7%	413	491	84.1%	4.0%
Pentachlorophenol	< 97.2	482	492	98.0%	496	491	101%	2.9%
Phenanthrene	22.4	626	492	123%	450	491	87.1%	32.7%
Anthracene	< 19.4	398	492	80.9%	403	491	82.1%	1.2%
Di-n-Butylphthalate	14.4	429	492	84.3%	454	491	89.5%	5.7%
Fluoranthene	133	970	492	170%	614	491	98.0%	44.9%
Pyrene	72.5	643	492	116%	456	491	78.1%	34.0%
Butylbenzylphthalate	< 19.4	378	492	76.8%	417	491	84.9%	9.8%
Benzo(a)anthracene	24.1	442	492	84.9%	431	491	82.9%	2.5%
bis(2-Ethylhexyl)phthalate	41.4	398	492	72.5%	446	491	82.4%	11.4%
Chrysene	49.2	547	492	101%	458	491	83.3%	17.7%
Di-n-Octyl phthalate	< 19.4	349	492	70.9%	369	491	75.2%	5.6%
Benzo(b)fluoranthene	29.0	532	492	102%	459	491	87.6%	14.7%
Benzo(k)fluoranthene	29.0	499	492	95.5%	550	491	106%	9.7%
Benzo(a)pyrene	20.0	448	492	87.0%	441	491	85.7%	1.6%
Indeno(1,2,3-cd)pyrene	< 19.4	275	492	55.9%	266	491	54.2%	3.3%
Dibenz(a,h)anthracene	< 19.4	291	492	59.1%	287	491	58.5%	1.4%
Benzo(g,h,i)perylene	9.9	244	492	47.6%	234	491	45.6%	4.2%
1-Methylnaphthalene	< 19.4	361	492	73.4%	374	491	76.2%	3.5%

Results reported in µg/kg
 RPD calculated using sample concentrations per SW846.

ORGANICS ANALYSIS DATA SHEET
PSDDA Semivolatiles by SW8270D GC/MS
 Page 1 of 2

Sample ID: 3SED5-B
MATRIX SPIKE

Lab Sample ID: PB63E
 LIMS ID: 09-12946
 Matrix: Sediment
 Data Release Authorized: 
 Reported: 06/18/09

QC Report No: PB63-ENVIROMENTAL SCIENCE CORP.
 Project: JELD-WEN NORD DOOR
 008.0228.00017
 Date Sampled: 06/05/09
 Date Received: 06/05/09

Date Extracted: 06/10/09
 Date Analyzed: 06/16/09 16:16
 Instrument/Analyst: NT6/LJR
 GPC Cleanup: Yes

Sample Amount: 25.4 g-dry-wt
 Final Extract Volume: 0.5 mL
 Dilution Factor: 1.00
 Percent Moisture: 35.1%

CAS Number	Analyte	RL	Result
108-95-2	Phenol	20	---
541-73-1	1,3-Dichlorobenzene	20	---
106-46-7	1,4-Dichlorobenzene	20	---
100-51-6	Benzyl Alcohol	20	---
95-50-1	1,2-Dichlorobenzene	20	---
95-48-7	2-Methylphenol	20	---
106-44-5	4-Methylphenol	20	---
67-72-1	Hexachloroethane	20	---
105-67-9	2,4-Dimethylphenol	20	---
65-85-0	Benzoic Acid	200	---
120-82-1	1,2,4-Trichlorobenzene	20	---
91-20-3	Naphthalene	20	---
87-68-3	Hexachlorobutadiene	20	---
91-57-6	2-Methylnaphthalene	20	---
131-11-3	Dimethylphthalate	20	---
208-96-8	Acenaphthylene	20	---
83-32-9	Acenaphthene	20	---
132-64-9	Dibenzofuran	20	---
84-66-2	Diethylphthalate	20	---
86-73-7	Fluorene	20	---
86-30-6	N-Nitrosodiphenylamine	20	---
118-74-1	Hexachlorobenzene	20	---
87-86-5	Pentachlorophenol	98	---
85-01-8	Phenanthrene	20	---
120-12-7	Anthracene	20	---
84-74-2	Di-n-Butylphthalate	20	---
206-44-0	Fluoranthene	20	---
129-00-0	Pyrene	20	---
85-68-7	Butylbenzylphthalate	20	---
56-55-3	Benzo (a) anthracene	20	---
117-81-7	bis (2-Ethylhexyl) phthalate	20	---
218-01-9	Chrysene	20	---
117-84-0	Di-n-Octyl phthalate	20	---
205-99-2	Benzo (b) fluoranthene	20	---
207-08-9	Benzo (k) fluoranthene	20	---
50-32-8	Benzo (a) pyrene	20	---
193-39-5	Indeno (1,2,3-cd) pyrene	20	---

ORGANICS ANALYSIS DATA SHEET
PSDDA Semivolatiles by SW8270D GC/MS
 Page 2 of 2

Sample ID: 3SED5-B
MATRIX SPIKE

Lab Sample ID: PB63E
 LIMS ID: 09-12946
 Matrix: Sediment
 Date Analyzed: 06/16/09 16:16

QC Report No: PB63-ENVIROMENTAL SCIENCE CORP.
 Project: JELD-WEN NORD DOOR
 008.0228.00017

CAS Number	Analyte	RL	Result
53-70-3	Dibenz(a,h)anthracene	20	---
191-24-2	Benzo(g,h,i)perylene	20	---
90-12-0	1-Methylnaphthalene	20	---

Reported in µg/kg (ppb)

Semivolatile Surrogate Recovery

d5-Nitrobenzene	58.4%	2-Fluorobiphenyl	69.2%
d14-p-Terphenyl	68.0%	d4-1,2-Dichlorobenzene	54.0%
d5-Phenol	68.0%	2-Fluorophenol	61.3%
2,4,6-Tribromophenol	72.8%	d4-2-Chlorophenol	64.5%

ORGANICS ANALYSIS DATA SHEET

PSDDA Semivolatiles by SW8270D GC/MS

Page 1 of 2

Sample ID: 3SED5-B

MATRIX SPIKE DUPLICATE

Lab Sample ID: PB63E

LIMS ID: 09-12946

Matrix: Sediment

Data Release Authorized: *[Signature]*

Reported: 06/18/09

QC Report No: PB63-ENVIRONMENTAL SCIENCE CORP.

Project: JELD-WEN NORD DOOR

008.0228.00017

Date Sampled: 06/05/09

Date Received: 06/05/09

Date Extracted: 06/10/09

Date Analyzed: 06/16/09 16:49

Instrument/Analyst: NT6/LJR

GPC Cleanup: Yes

Sample Amount: 25.5 g-dry-wt

Final Extract Volume: 0.5 mL

Dilution Factor: 1.00

Percent Moisture: 35.1%

CAS Number	Analyte	RL	Result
108-95-2	Phenol	20	---
541-73-1	1,3-Dichlorobenzene	20	---
106-46-7	1,4-Dichlorobenzene	20	---
100-51-6	Benzyl Alcohol	20	---
95-50-1	1,2-Dichlorobenzene	20	---
95-48-7	2-Methylphenol	20	---
106-44-5	4-Methylphenol	20	---
67-72-1	Hexachloroethane	20	---
105-67-9	2,4-Dimethylphenol	20	---
65-85-0	Benzoic Acid	200	---
120-82-1	1,2,4-Trichlorobenzene	20	---
91-20-3	Naphthalene	20	---
87-68-3	Hexachlorobutadiene	20	---
91-57-6	2-Methylnaphthalene	20	---
131-11-3	Dimethylphthalate	20	---
208-96-8	Acenaphthylene	20	---
83-32-9	Acenaphthene	20	---
132-64-9	Dibenzofuran	20	---
84-66-2	Diethylphthalate	20	---
86-73-7	Fluorene	20	---
86-30-6	N-Nitrosodiphenylamine	20	---
118-74-1	Hexachlorobenzene	20	---
87-86-5	Pentachlorophenol	98	---
85-01-8	Phenanthrene	20	---
120-12-7	Anthracene	20	---
84-74-2	Di-n-Butylphthalate	20	---
206-44-0	Fluoranthene	20	---
129-00-0	Pyrene	20	---
85-68-7	Butylbenzylphthalate	20	---
56-55-3	Benzo (a) anthracene	20	---
117-81-7	bis (2-Ethylhexyl) phthalate	20	---
218-01-9	Chrysene	20	---
117-84-0	Di-n-Octyl phthalate	20	---
205-99-2	Benzo (b) fluoranthene	20	---
207-08-9	Benzo (k) fluoranthene	20	---
50-32-8	Benzo (a) pyrene	20	---
193-39-5	Indeno (1,2,3-cd) pyrene	20	---

ORGANICS ANALYSIS DATA SHEET
PSDDA Semivolatiles by SW8270D GC/MS
 Page 2 of 2

Sample ID: 3SED5-B
MATRIX SPIKE DUPLICATE

Lab Sample ID: PB63E
 LIMS ID: 09-12946
 Matrix: Sediment
 Date Analyzed: 06/16/09 16:49

QC Report No: PB63-ENVIROMENTAL SCIENCE CORP.
 Project: JELD-WEN NORD DOOR
 008.0228.00017

CAS Number	Analyte	RL	Result
53-70-3	Dibenz(a,h)anthracene	20	---
191-24-2	Benzo(g,h,i)perylene	20	---
90-12-0	1-Methylnaphthalene	20	---


Reported in µg/kg (ppb)

Semivolatile Surrogate Recovery

d5-Nitrobenzene	58.4%	2-Fluorobiphenyl	74.4%
d14-p-Terphenyl	75.2%	d4-1,2-Dichlorobenzene	51.6%
d5-Phenol	70.1%	2-Fluorophenol	60.0%
2,4,6-Tribromophenol	77.3%	d4-2-Chlorophenol	65.6%

ORGANICS ANALYSIS DATA SHEET
PSDDA Semivolatiles by SW8270D GC/MS
 Page 1 of 2

Sample ID: LCS-061009
LAB CONTROL

Lab Sample ID: LCS-061009
 LIMS ID: 09-12946
 Matrix: Sediment
 Data Release Authorized: 
 Reported: 06/18/09

QC Report No: PB63-ENVIRONMENTAL SCIENCE CORP.
 Project: JELD-WEN NORD DOOR
 008.0228.00017
 Date Sampled: 06/05/09
 Date Received: 06/05/09

Date Extracted: 06/10/09
 Date Analyzed: 06/16/09 12:59
 Instrument/Analyst: NT6/LJR
 GPC Cleanup: YES

Sample Amount: 25.0 g
 Final Extract Volume: 0.5 mL
 Dilution Factor: 1.00
 Percent Moisture: NA

Analyte	Lab Control	Spike Added	Recovery
Phenol	246	500	49.2%
1,3-Dichlorobenzene	216	500	43.2%
1,4-Dichlorobenzene	217	500	43.4%
Benzyl Alcohol	457	1000	45.7%
1,2-Dichlorobenzene	214	500	42.8%
2-Methylphenol	233	500	46.6%
4-Methylphenol	509	1000	50.9%
Hexachloroethane	213	500	42.6%
2,4-Dimethylphenol	162	500	32.4%
Benzoic Acid	975	1500	65.0%
1,2,4-Trichlorobenzene	223	500	44.6%
Naphthalene	234	500	46.8%
Hexachlorobutadiene	236	500	47.2%
2-Methylnaphthalene	240	500	48.0%
Dimethylphthalate	277	500	55.4%
Acenaphthylene	267	500	53.4%
Acenaphthene	250	500	50.0%
Dibenzofuran	263	500	52.6%
Diethylphthalate	307	500	61.4%
Fluorene	272	500	54.4%
N-Nitrosodiphenylamine	271	500	54.2%
Hexachlorobenzene	295	500	59.0%
Pentachlorophenol	243	500	48.6%
Phenanthrene	302	500	60.4%
Anthracene	279	500	55.8%
Di-n-Butylphthalate	346	500	69.2%
Fluoranthene	331	500	66.2%
Pyrene	322	500	64.4%
Butylbenzylphthalate	330	500	66.0%
Benzo(a)anthracene	312	500	62.4%
bis(2-Ethylhexyl)phthalate	301	500	60.2%
Chrysene	329	500	65.8%
Di-n-Octyl phthalate	282	500	56.4%
Benzo(b)fluoranthene	369	500	73.8%
Benzo(k)fluoranthene	316	500	63.2%
Benzo(a)pyrene	293	500	58.6%
Indeno(1,2,3-cd)pyrene	322	500	64.4%

ORGANICS ANALYSIS DATA SHEET
PSDDA Semivolatiles by SW8270D GC/MS
 Page 2 of 2

Sample ID: LCS-061009
 LAB CONTROL

Lab Sample ID: LCS-061009
 LIMS ID: 09-12946
 Matrix: Sediment
 Date Analyzed: 06/16/09 12:59

QC Report No: PB63-ENVIROMENTAL SCIENCE CORP.
 Project: JELD-WEN NORD DOOR
 008.0228.00017

Analyte	Lab Control	Spike Added	Recovery
Dibenz (a, h) anthracene	328	500	65.6%
Benzo (g, h, i) perylene	313	500	62.6%
1-Methylnaphthalene	254	500	50.8%

Semivolatile Surrogate Recovery

d5-Nitrobenzene	55.6%
2-Fluorobiphenyl	60.4%
d14-p-Terphenyl	78.4%
d4-1,2-Dichlorobenzene	54.0%
d5-Phenol	62.9%
2-Fluorophenol	55.5%
2,4,6-Tribromophenol	68.8%
d4-2-Chlorophenol	57.9%

Results reported in µg/kg

4B
SEMIVOLATILE METHOD BLANK SUMMARY

BLANK NO.

PB63MBS1

Lab Name: ANALYTICAL RESOURCES, INC

Client: ESC

ARI Job No: PB63

Project: JELD-WEN NORD DOOR

Lab File ID: PB63MB

Date Extracted: 06/10/09

Instrument ID: NT6

Date Analyzed: 06/16/09

Matrix: SOLID

Time Analyzed: 1226

THIS METHOD BLANK APPLIES TO THE FOLLOWING SAMPLES, MS and MSD:

	CLIENT SAMPLE NO.	LAB SAMPLE ID	LAB FILE ID	DATE ANALYZED
	=====	=====	=====	=====
01	PB63LCSS1	PB63LCSS1	PB63SB	06/16/09
02	3SED8-A	PB63A	PB63A	06/16/09
03	3SED8-B	PB63B	PB63B	06/16/09
04	3SED8-C	PB63C	PB63C	06/16/09
05	3SED5-A	PB63D	PB63D	06/16/09
06	3SED5-B	PB63E	PB63E	06/16/09
07	3SED5-B MS	PB63EMS	PB63EMS	06/16/09
08	3SED5-B MSD	PB63EMSD	PB63EMD	06/16/09
09	3SED5-C	PB63F	PB63F	06/16/09
10	3SED10-A	PB63G	PB63G	06/16/09
11	3SED10-B	PB63H	PB63H	06/16/09
12	3SED10-C	PB63I	PB63I	06/16/09
13	3SED10-A	PB63G	PB63GDL	06/17/09
14				
15				
16				
17				
18				
19				
20				
21				
22				
23				
24				
25				
26				
27				
28				
29				
30				

COMMENTS:

ORGANICS ANALYSIS DATA SHEET
PSDDA Semivolatiles by SW8270D GC/MS
 Page 1 of 2

Sample ID: MB-061009
METHOD BLANK

Lab Sample ID: MB-061009
 LIMS ID: 09-12946
 Matrix: Sediment
 Data Release Authorized: *[Signature]*
 Reported: 06/18/09

QC Report No: PB63-ENVIRONMENTAL SCIENCE CORP.
 Project: JELD-WEN NORD DOOR
 008.0228.00017
 Date Sampled: NA
 Date Received: NA

Date Extracted: 06/10/09
 Date Analyzed: 06/16/09 12:26
 Instrument/Analyst: NT6/LJR
 GPC Cleanup: Yes

Sample Amount: 25.0 g
 Final Extract Volume: 0.5 mL
 Dilution Factor: 1.00
 Percent Moisture: NA

CAS Number	Analyte	RL	Result
108-95-2	Phenol	20	< 20 U
541-73-1	1,3-Dichlorobenzene	20	< 20 U
106-46-7	1,4-Dichlorobenzene	20	< 20 U
100-51-6	Benzyl Alcohol	20	< 20 U
95-50-1	1,2-Dichlorobenzene	20	< 20 U
95-48-7	2-Methylphenol	20	< 20 U
106-44-5	4-Methylphenol	20	< 20 U
67-72-1	Hexachloroethane	20	< 20 U
105-67-9	2,4-Dimethylphenol	20	< 20 U
65-85-0	Benzoic Acid	200	< 200 U
120-82-1	1,2,4-Trichlorobenzene	20	< 20 U
91-20-3	Naphthalene	20	< 20 U
87-68-3	Hexachlorobutadiene	20	< 20 U
91-57-6	2-Methylnaphthalene	20	< 20 U
131-11-3	Dimethylphthalate	20	< 20 U
208-96-8	Acenaphthylene	20	< 20 U
83-32-9	Acenaphthene	20	< 20 U
132-64-9	Dibenzofuran	20	< 20 U
84-66-2	Diethylphthalate	20	< 20 U
86-73-7	Fluorene	20	< 20 U
86-30-6	N-Nitrosodiphenylamine	20	< 20 U
118-74-1	Hexachlorobenzene	20	< 20 U
87-86-5	Pentachlorophenol	100	< 100 U
85-01-8	Phenanthrene	20	< 20 U
120-12-7	Anthracene	20	< 20 U
84-74-2	Di-n-Butylphthalate	20	< 20 U
206-44-0	Fluoranthene	20	< 20 U
129-00-0	Pyrene	20	< 20 U
85-68-7	Butylbenzylphthalate	20	< 20 U
56-55-3	Benzo(a)anthracene	20	< 20 U
117-81-7	bis(2-Ethylhexyl)phthalate	20	< 20 U
218-01-9	Chrysene	20	< 20 U
117-84-0	Di-n-Octyl phthalate	20	< 20 U
205-99-2	Benzo(b)fluoranthene	20	< 20 U
207-08-9	Benzo(k)fluoranthene	20	< 20 U
50-32-8	Benzo(a)pyrene	20	< 20 U
193-39-5	Indeno(1,2,3-cd)pyrene	20	< 20 U

ORGANICS ANALYSIS DATA SHEET
PSDDA Semivolatiles by SW8270D GC/MS
 Page 2 of 2

Sample ID: MB-061009
 METHOD BLANK

Lab Sample ID: MB-061009
 LIMS ID: 09-12946
 Matrix: Sediment
 Date Analyzed: 06/16/09 12:26

QC Report No: PB63-ENVIROMENTAL SCIENCE CORP.
 Project: JELD-WEN NORD DOOR
 008.0228.00017

CAS Number	Analyte	RL	Result
53-70-3	Dibenz(a,h)anthracene	20	< 20 U
191-24-2	Benzo(g,h,i)perylene	20	< 20 U
90-12-0	1-Methylnaphthalene	20	< 20 U

Reported in µg/kg (ppb)

Semivolatile Surrogate Recovery

d5-Nitrobenzene	54.8%	2-Fluorobiphenyl	58.8%
d14-p-Terphenyl	80.8%	d4-1,2-Dichlorobenzene	52.4%
d5-Phenol	59.2%	2-Fluorophenol	55.7%
2,4,6-Tribromophenol	62.1%	d4-2-Chlorophenol	55.5%

SIM SEMIVOLATILE ANALYSIS

ORGANICS ANALYSIS DATA SHEET

Semivolatiles by Selected Ion Monitoring GC/MS

Sample ID: 3SED8-A

Page 1 of 1

SAMPLE

Lab Sample ID: PB63A

QC Report No: PB63-ENVIRONMENTAL SCIENCE CORP.

LIMS ID: 09-12942

Project: JELD-WEN NORD DOOR

Matrix: Sediment

Event: 008.0228.00017

Data Release Authorized:

Date Sampled: 06/05/09

Reported: 06/22/09

Date Received: 06/05/09

Date Extracted: 06/10/09

Sample Amount: 16.6 g-dry-wt

Date Analyzed: 06/18/09 14:56

Final Extract Volume: 1.0 mL

Instrument/Analyst: NT2/PK

Dilution Factor: 1.00

GPC Cleanup: Yes

Percent Moisture: 38.8%

Silica Gel Cleanup: No

Alumina Cleanup: No

CAS Number	Analyte	RL	Result
53-70-3	Dibenz (a, h) anthracene	6.0	160
106-46-7	1,4-Dichlorobenzene	6.0	< 6.0 U
120-82-1	1,2,4-Trichlorobenzene	6.0	< 6.0 U
118-74-1	Hexachlorobenzene	6.0	< 6.0 U
87-68-3	Hexachlorobutadiene	6.0	< 6.0 U
131-11-3	Dimethylphthalate	15	< 15 U
85-68-7	Butylbenzylphthalate	15	35
95-48-7	2-Methylphenol	6.0	< 6.0 U
105-67-9	2,4-Dimethylphenol	6.0	< 6.0 U
86-30-6	N-Nitrosodiphenylamine	6.0	< 6.0 U
100-51-6	Benzyl Alcohol	30	< 30 U
87-86-5	Pentachlorophenol	30	120
95-50-1	1,2-Dichlorobenzene	6.0	< 6.0 U
541-73-1	1,3-Dichlorobenzene	6.0	< 6.0 U

Reported in $\mu\text{g}/\text{kg}$ (ppb)

SIM Semivolatile Surrogate Recovery

2-Fluorobiphenyl	76.8%	d5-Phenol	60.5%
2-Fluorophenol	61.1%	d4-2-Chlorophenol	90.4%
d4-1,2-Dichlorobenzene	58.8%	d5-Nitrobenzene	65.2%
2,4,6-Tribromophenol	83.2%	d14-p-Terphenyl	80.0%

ORGANICS ANALYSIS DATA SHEET

Semivolatiles by Selected Ion Monitoring GC/MS

Sample ID: 3SED8-B

Page 1 of 1

SAMPLE

Lab Sample ID: PB63B

QC Report No: PB63-ENVIRONMENTAL SCIENCE CORP.

LIMS ID: 09-12943

Project: JELD-WEN NORD DOOR

Matrix: Sediment

Event: 008.0228.00017

Data Release Authorized:

Date Sampled: 06/05/09

Reported: 06/22/09

Date Received: 06/05/09

Date Extracted: 06/10/09

Sample Amount: 16.3 g-dry-wt

Date Analyzed: 06/18/09 15:30

Final Extract Volume: 1.0 mL

Instrument/Analyst: NT2/PK

Dilution Factor: 1.00

GPC Cleanup: Yes

Percent Moisture: 61.4%

Silica Gel Cleanup: No

Alumina Cleanup: No

CAS Number	Analyte	RL	Result
53-70-3	Dibenz (a, h) anthracene	6.1	26
106-46-7	1,4-Dichlorobenzene	6.1	< 6.1 U
120-82-1	1,2,4-Trichlorobenzene	6.1	< 6.1 U
118-74-1	Hexachlorobenzene	6.1	< 6.1 U
87-68-3	Hexachlorobutadiene	6.1	< 6.1 U
131-11-3	Dimethylphthalate	15	< 15 U
85-68-7	Butylbenzylphthalate	15	< 15 U
95-48-7	2-Methylphenol	6.1	< 6.1 U
105-67-9	2,4-Dimethylphenol	6.1	< 6.1 U
86-30-6	N-Nitrosodiphenylamine	6.1	< 6.1 U
100-51-6	Benzyl Alcohol	31	< 31 U
87-86-5	Pentachlorophenol	31	< 31 U
95-50-1	1,2-Dichlorobenzene	6.1	< 6.1 U
541-73-1	1,3-Dichlorobenzene	6.1	< 6.1 U

Reported in µg/kg (ppb)

SIM Semivolatile Surrogate Recovery

2-Fluorobiphenyl	75.2%	d5-Phenol	112%
2-Fluorophenol	69.3%	d4-2-Chlorophenol	104%
d4-1,2-Dichlorobenzene	66.4%	d5-Nitrobenzene	74.4%
2,4,6-Tribromophenol	89.9%	d14-p-Terphenyl	106%

ORGANICS ANALYSIS DATA SHEET

Semivolatiles by Selected Ion Monitoring GC/MS

Sample ID: 3SED8-C

Page 1 of 1

SAMPLE

Lab Sample ID: PB63C

QC Report No: PB63-ENVIRONMENTAL SCIENCE CORP.

LIMS ID: 09-12944

Project: JELD-WEN NORD DOOR

Matrix: Sediment

Event: 008.0228.00017

Data Release Authorized: 

Date Sampled: 06/05/09

Reported: 06/22/09

Date Received: 06/05/09

Date Extracted: 06/10/09

Sample Amount: 16.2 g-dry-wt

Date Analyzed: 06/18/09 16:04

Final Extract Volume: 1.0 mL

Instrument/Analyst: NT2/PK

Dilution Factor: 1.00

GPC Cleanup: Yes

Percent Moisture: 51.1%

Silica Gel Cleanup: No

Alumina Cleanup: No

CAS Number	Analyte	RL	Result
53-70-3	Dibenz (a, h) anthracene	6.2	25
106-46-7	1,4-Dichlorobenzene	6.2	< 6.2 U
120-82-1	1,2,4-Trichlorobenzene	6.2	< 6.2 U
118-74-1	Hexachlorobenzene	6.2	< 6.2 U
87-68-3	Hexachlorobutadiene	6.2	< 6.2 U
131-11-3	Dimethylphthalate	15	< 15 U
85-68-7	Butylbenzylphthalate	15	< 15 U
95-48-7	2-Methylphenol	6.2	< 6.2 U
105-67-9	2,4-Dimethylphenol	6.2	< 6.2 U
86-30-6	N-Nitrosodiphenylamine	6.2	< 6.2 U
100-51-6	Benzyl Alcohol	31	< 31 U
87-86-5	Pentachlorophenol	31	< 31 U
95-50-1	1,2-Dichlorobenzene	6.2	< 6.2 U
541-73-1	1,3-Dichlorobenzene	6.2	< 6.2 U

Reported in µg/kg (ppb)

SIM Semivolatile Surrogate Recovery

2-Fluorobiphenyl	72.4%	d5-Phenol	102%
2-Fluorophenol	68.0%	d4-2-Chlorophenol	94.1%
d4-1,2-Dichlorobenzene	64.0%	d5-Nitrobenzene	72.4%
2,4,6-Tribromophenol	89.6%	d14-p-Terphenyl	99.6%

ORGANICS ANALYSIS DATA SHEET

Semivolatiles by Selected Ion Monitoring GC/MS

Sample ID: 3SED5-A

Page 1 of 1

SAMPLE

Lab Sample ID: PB63D

QC Report No: PB63-ENVIRONMENTAL SCIENCE CORP.

LIMS ID: 09-12945

Project: JELD-WEN NORD DOOR

Matrix: Sediment

Event: 008.0228.00017

Data Release Authorized: *[Signature]*

Date Sampled: 06/05/09

Reported: 06/22/09

Date Received: 06/05/09

Date Extracted: 06/10/09

Sample Amount: 16.9 g-dry-wt

Date Analyzed: 06/18/09 16:38

Final Extract Volume: 1.0 mL

Instrument/Analyst: NT2/PK

Dilution Factor: 1.00

GPC Cleanup: Yes

Percent Moisture: 17.0%

Silica Gel Cleanup: No

Alumina Cleanup: No

CAS Number	Analyte	RL	Result
53-70-3	Dibenz (a, h) anthracene	5.9	14
106-46-7	1,4-Dichlorobenzene	5.9	< 5.9 U
120-82-1	1,2,4-Trichlorobenzene	5.9	< 5.9 U
118-74-1	Hexachlorobenzene	5.9	< 5.9 U
87-68-3	Hexachlorobutadiene	5.9	< 5.9 U
131-11-3	Dimethylphthalate	15	< 15 U
85-68-7	Butylbenzylphthalate	15	100
95-48-7	2-Methylphenol	5.9	< 5.9 U
105-67-9	2,4-Dimethylphenol	5.9	< 5.9 U
86-30-6	N-Nitrosodiphenylamine	5.9	< 5.9 U
100-51-6	Benzyl Alcohol	30	< 30 U
87-86-5	Pentachlorophenol	30	79
95-50-1	1,2-Dichlorobenzene	5.9	< 5.9 U
541-73-1	1,3-Dichlorobenzene	5.9	< 5.9 U

Reported in µg/kg (ppb)

SIM Semivolatile Surrogate Recovery

2-Fluorobiphenyl	83.2%	d5-Phenol	73.9%
2-Fluorophenol	70.4%	d4-2-Chlorophenol	106%
d4-1,2-Dichlorobenzene	64.8%	d5-Nitrobenzene	71.2%
2,4,6-Tribromophenol	102%	d14-p-Terphenyl	153%

ORGANICS ANALYSIS DATA SHEET

Semivolatiles by Selected Ion Monitoring GC/MS

Page 1 of 1

Sample ID: 3SED5-A

DILUTION

Lab Sample ID: PB63D

LIMS ID: 09-12945

Matrix: Sediment

Data Release Authorized: *AS*

Reported: 06/22/09

QC Report No: PB63-ENVIRONMENTAL SCIENCE CORP.

Project: JELD-WEN NORD DOOR

Event: 008.0228.00017

Date Sampled: 06/05/09

Date Received: 06/05/09

Date Extracted: 06/10/09

Date Analyzed: 06/19/09 12:53

Instrument/Analyst: NT2/PK

GPC Cleanup: Yes

Silica Gel Cleanup: No

Alumina Cleanup: No

Sample Amount: 16.9 g-dry-wt

Final Extract Volume: 1.0 mL

Dilution Factor: 3.00

Percent Moisture: 17.0%

CAS Number	Analyte	RL	Result
53-70-3	Dibenz(a,h)anthracene	18	< 18 U
106-46-7	1,4-Dichlorobenzene	18	< 18 U
120-82-1	1,2,4-Trichlorobenzene	18	< 18 U
118-74-1	Hexachlorobenzene	18	< 18 U
87-68-3	Hexachlorobutadiene	18	< 18 U
131-11-3	Dimethylphthalate	44	< 44 U
85-68-7	Butylbenzylphthalate	44	69
95-48-7	2-Methylphenol	18	< 18 U
105-67-9	2,4-Dimethylphenol	18	< 18 U
86-30-6	N-Nitrosodiphenylamine	18	< 18 U
100-51-6	Benzyl Alcohol	89	< 89 U
87-86-5	Pentachlorophenol	89	< 89 U
95-50-1	1,2-Dichlorobenzene	18	< 18 U
541-73-1	1,3-Dichlorobenzene	18	< 18 U

Reported in µg/kg (ppb)

SIM Semivolatile Surrogate Recovery

2-Fluorobiphenyl	87.6%	d5-Phenol	81.6%
2-Fluorophenol	73.6%	d4-2-Chlorophenol	94.4%
d4-1,2-Dichlorobenzene	66.0%	d5-Nitrobenzene	74.4%
2,4,6-Tribromophenol	92.0%	d14-p-Terphenyl	97.2%

ORGANICS ANALYSIS DATA SHEET

Semivolatiles by Selected Ion Monitoring GC/MS

Page 1 of 1


Sample ID: 3SED5-B

SAMPLE

Lab Sample ID: PB63E

LIMS ID: 09-12946

Matrix: Sediment

Data Release Authorized: 

Reported: 06/22/09

QC Report No: PB63-ENVIROMENTAL SCIENCE CORP.

Project: JELD-WEN NORD DOOR

Event: 008.0228.00017

Date Sampled: 06/05/09

Date Received: 06/05/09

Date Extracted: 06/10/09

Date Analyzed: 06/18/09 17:12

Instrument/Analyst: NT2/PK

GPC Cleanup: Yes

Silica Gel Cleanup: No

Alumina Cleanup: No

Sample Amount: 16.4 g-dry-wt

Final Extract Volume: 1.0 mL

Dilution Factor: 1.00

Percent Moisture: 35.1%

CAS Number	Analyte	RL	Result
53-70-3	Dibenz(a,h)anthracene	6.1	< 6.1 U
106-46-7	1,4-Dichlorobenzene	6.1	< 6.1 U
120-82-1	1,2,4-Trichlorobenzene	6.1	< 6.1 U
118-74-1	Hexachlorobenzene	6.1	< 6.1 U
87-68-3	Hexachlorobutadiene	6.1	< 6.1 U
131-11-3	Dimethylphthalate	15	< 15 U
85-68-7	Butylbenzylphthalate	15	< 15 U
95-48-7	2-Methylphenol	6.1	< 6.1 U
105-67-9	2,4-Dimethylphenol	6.1	< 6.1 U
86-30-6	N-Nitrosodiphenylamine	6.1	< 6.1 U
100-51-6	Benzyl Alcohol	30	< 30 U
87-86-5	Pentachlorophenol	30	< 30 U
95-50-1	1,2-Dichlorobenzene	6.1	< 6.1 U
541-73-1	1,3-Dichlorobenzene	6.1	< 6.1 U

Reported in $\mu\text{g}/\text{kg}$ (ppb)

SIM Semivolatile Surrogate Recovery

2-Fluorobiphenyl	76.4%	d5-Phenol	64.5%
2-Fluorophenol	71.5%	d4-2-Chlorophenol	102%
d4-1,2-Dichlorobenzene	68.8%	d5-Nitrobenzene	74.0%
2,4,6-Tribromophenol	96.3%	d14-p-Terphenyl	134%

ORGANICS ANALYSIS DATA SHEET

Semivolatiles by Selected Ion Monitoring GC/MS

Sample ID: 3SED5-B

Page 1 of 1

DILUTION

Lab Sample ID: PB63E

QC Report No: PB63-ENVIRONMENTAL SCIENCE CORP.

LIMS ID: 09-12946

Project: JELD-WEN NORD DOOR

Matrix: Sediment

Event: 008.0228.00017

Data Release Authorized: *AS*

Date Sampled: 06/05/09

Reported: 06/22/09

Date Received: 06/05/09

Date Extracted: 06/10/09

Sample Amount: 16.4 g-dry-wt

Date Analyzed: 06/19/09 13:26

Final Extract Volume: 1.0 mL

Instrument/Analyst: NT2/PK

Dilution Factor: 3.00

GPC Cleanup: Yes

Percent Moisture: 35.1%

Silica Gel Cleanup: No

Alumina Cleanup: No

CAS Number	Analyte	RL	Result
53-70-3	Dibenz (a, h) anthracene	18	< 18 U
106-46-7	1,4-Dichlorobenzene	18	< 18 U
120-82-1	1,2,4-Trichlorobenzene	18	< 18 U
118-74-1	Hexachlorobenzene	18	< 18 U
87-68-3	Hexachlorobutadiene	18	< 18 U
131-11-3	Dimethylphthalate	46	< 46 U
85-68-7	Butylbenzylphthalate	46	< 46 U
95-48-7	2-Methylphenol	18	< 18 U
105-67-9	2,4-Dimethylphenol	18	< 18 U
86-30-6	N-Nitrosodiphenylamine	18	< 18 U
100-51-6	Benzyl Alcohol	92	< 92 U
87-86-5	Pentachlorophenol	92	< 92 U
95-50-1	1,2-Dichlorobenzene	18	< 18 U
541-73-1	1,3-Dichlorobenzene	18	< 18 U

Reported in $\mu\text{g}/\text{kg}$ (ppb)

SIM Semivolatile Surrogate Recovery

2-Fluorobiphenyl	78.0%	d5-Phenol	72.8%
2-Fluorophenol	67.2%	d4-2-Chlorophenol	88.0%
d4-1,2-Dichlorobenzene	63.6%	d5-Nitrobenzene	67.2%
2,4,6-Tribromophenol	88.0%	d14-p-Terphenyl	108%

ORGANICS ANALYSIS DATA SHEET

Semivolatiles by Selected Ion Monitoring GC/MS

Sample ID: 3SED5-C

Page 1 of 1

SAMPLE

Lab Sample ID: PB63F


QC Report No: PB63-ENVIRONMENTAL SCIENCE CORP.

LIMS ID: 09-12947

Project: JELD-WEN NORD DOOR

Matrix: Sediment

Event: 008.0228.00017

Data Release Authorized: 

Date Sampled: 06/05/09

Reported: 06/22/09

Date Received: 06/05/09

Date Extracted: 06/10/09

Sample Amount: 16.2 g-dry-wt

Date Analyzed: 06/18/09 17:46

Final Extract Volume: 1.0 mL

Instrument/Analyst: NT2/PK

Dilution Factor: 1.00

GPC Cleanup: Yes

Percent Moisture: 35.6%

Silica Gel Cleanup: No

Alumina Cleanup: No

CAS Number	Analyte	RL	Result
53-70-3	Dibenz (a, h) anthracene	6.2	16
106-46-7	1,4-Dichlorobenzene	6.2	< 6.2 U
120-82-1	1,2,4-Trichlorobenzene	6.2	< 6.2 U
118-74-1	Hexachlorobenzene	6.2	< 6.2 U
87-68-3	Hexachlorobutadiene	6.2	< 6.2 U
131-11-3	Dimethylphthalate	15	< 15 U
85-68-7	Butylbenzylphthalate	15	< 15 U
95-48-7	2-Methylphenol	6.2	< 6.2 U
105-67-9	2,4-Dimethylphenol	6.2	< 6.2 U
86-30-6	N-Nitrosodiphenylamine	6.2	< 6.2 U
100-51-6	Benzyl Alcohol	31	< 31 U
87-86-5	Pentachlorophenol	31	< 31 U
95-50-1	1,2-Dichlorobenzene	6.2	< 6.2 U
541-73-1	1,3-Dichlorobenzene	6.2	< 6.2 U

Reported in µg/kg (ppb)

SIM Semivolatile Surrogate Recovery

2-Fluorobiphenyl	72.4%	d5-Phenol	68.8%
2-Fluorophenol	68.5%	d4-2-Chlorophenol	94.4%
d4-1,2-Dichlorobenzene	64.8%	d5-Nitrobenzene	69.2%
2,4,6-Tribromophenol	93.3%	d14-p-Terphenyl	141%

ORGANICS ANALYSIS DATA SHEET

Semivolatiles by Selected Ion Monitoring GC/MS

Sample ID: 3SED5-C

Page 1 of 1

DILUTION

Lab Sample ID: PB63F


QC Report No: PB63-ENVIRONMENTAL SCIENCE CORP.

LIMS ID: 09-12947

Project: JELD-WEN NORD DOOR

Matrix: Sediment

Event: 008.0228.00017

Data Release Authorized: 

Date Sampled: 06/05/09

Reported: 06/22/09

Date Received: 06/05/09

Date Extracted: 06/10/09

Sample Amount: 16.2 g-dry-wt

Date Analyzed: 06/19/09 14:01

Final Extract Volume: 1.0 mL

Instrument/Analyst: NT2/PK

Dilution Factor: 3.00

GPC Cleanup: Yes

Percent Moisture: 35.6%

Silica Gel Cleanup: No

Alumina Cleanup: No

CAS Number	Analyte	RL	Result
53-70-3	Dibenz (a, h) anthracene	18	< 18 U
106-46-7	1,4-Dichlorobenzene	18	< 18 U
120-82-1	1,2,4-Trichlorobenzene	18	< 18 U
118-74-1	Hexachlorobenzene	18	< 18 U
87-68-3	Hexachlorobutadiene	18	< 18 U
131-11-3	Dimethylphthalate	46	< 46 U
85-68-7	Butylbenzylphthalate	46	< 46 U
95-48-7	2-Methylphenol	18	< 18 U
105-67-9	2,4-Dimethylphenol	18	< 18 U
86-30-6	N-Nitrosodiphenylamine	18	< 18 U
100-51-6	Benzyl Alcohol	93	< 93 U
87-86-5	Pentachlorophenol	93	< 93 U
95-50-1	1,2-Dichlorobenzene	18	< 18 U
541-73-1	1,3-Dichlorobenzene	18	< 18 U

Reported in $\mu\text{g}/\text{kg}$ (ppb)

SIM Semivolatile Surrogate Recovery

2-Fluorobiphenyl	76.8%	d5-Phenol	69.6%
2-Fluorophenol	68.0%	d4-2-Chlorophenol	86.4%
d4-1,2-Dichlorobenzene	61.2%	d5-Nitrobenzene	66.0%
2,4,6-Tribromophenol	90.4%	d14-p-Terphenyl	113%

ORGANICS ANALYSIS DATA SHEET

Semivolatiles by Selected Ion Monitoring GC/MS

Sample ID: 3SED10-A

Page 1 of 1

SAMPLE

Lab Sample ID: PB63G

QC Report No: PB63-ENVIRONMENTAL SCIENCE CORP.

LIMS ID: 09-12948

Project: JELD-WEN NORD DOOR

Matrix: Sediment

Event: 008.0228.00017

Data Release Authorized: *AB*

Date Sampled: 06/05/09

Reported: 06/22/09

Date Received: 06/05/09

Date Extracted: 06/10/09

Sample Amount: 16.5 g-dry-wt

Date Analyzed: 06/18/09 13:13

Final Extract Volume: 1.0 mL

Instrument/Analyst: NT2/PK

Dilution Factor: 1.00

GPC Cleanup: Yes

Percent Moisture: 14.9%

Silica Gel Cleanup: No

Alumina Cleanup: No

CAS Number	Analyte	RL	Result
53-70-3	Dibenz (a, h) anthracene	6.1	< 6.1 U
106-46-7	1,4-Dichlorobenzene	6.1	< 6.1 U
120-82-1	1,2,4-Trichlorobenzene	6.1	< 6.1 U
118-74-1	Hexachlorobenzene	6.1	< 6.1 U
87-68-3	Hexachlorobutadiene	6.1	< 6.1 U
131-11-3	Dimethylphthalate	15	< 15 U
85-68-7	Butylbenzylphthalate	15	< 15 U
95-48-7	2-Methylphenol	6.1	< 6.1 U
105-67-9	2,4-Dimethylphenol	6.1	< 6.1 U
86-30-6	N-Nitrosodiphenylamine	6.1	< 6.1 U
100-51-6	Benzyl Alcohol	30	< 30 U
87-86-5	Pentachlorophenol	30	< 30 U
95-50-1	1,2-Dichlorobenzene	6.1	< 6.1 U
541-73-1	1,3-Dichlorobenzene	6.1	< 6.1 U

Reported in $\mu\text{g}/\text{kg}$ (ppb)

SIM Semivolatile Surrogate Recovery

2-Fluorobiphenyl	77.2%	d5-Phenol	65.3%
2-Fluorophenol	70.4%	d4-2-Chlorophenol	95.5%
d4-1,2-Dichlorobenzene	67.6%	d5-Nitrobenzene	72.0%
2,4,6-Tribromophenol	100%	d14-p-Terphenyl	109%

ORGANICS ANALYSIS DATA SHEET

Semivolatiles by Selected Ion Monitoring GC/MS

Sample ID: 3SED10-B

Page 1 of 1

SAMPLE

Lab Sample ID: PB63H

QC Report No: PB63-ENVIROMENTAL SCIENCE CORP.

LIMS ID: 09-12949

Project: JELD-WEN NORD DOOR

Matrix: Sediment

Event: 008.0228.00017

Data Release Authorized: *[Signature]*

Date Sampled: 06/05/09

Reported: 06/22/09

Date Received: 06/05/09

Date Extracted: 06/10/09

Sample Amount: 16.6 g-dry-wt

Date Analyzed: 06/18/09 18:21

Final Extract Volume: 1.0 mL

Instrument/Analyst: NT2/PK

Dilution Factor: 1.00

GPC Cleanup: Yes

Percent Moisture: 47.6%

Silica Gel Cleanup: No

Alumina Cleanup: No

CAS Number	Analyte	RL	Result
53-70-3	Dibenz (a,h) anthracene	6.0	18
106-46-7	1,4-Dichlorobenzene	6.0	< 6.0 U
120-82-1	1,2,4-Trichlorobenzene	6.0	< 6.0 U
118-74-1	Hexachlorobenzene	6.0	< 6.0 U
87-68-3	Hexachlorobutadiene	6.0	< 6.0 U
131-11-3	Dimethylphthalate	15	< 15 U
85-68-7	Butylbenzylphthalate	15	< 15 U
95-48-7	2-Methylphenol	6.0	< 6.0 U
105-67-9	2,4-Dimethylphenol	6.0	< 6.0 U
86-30-6	N-Nitrosodiphenylamine	6.0	< 6.0 U
100-51-6	Benzyl Alcohol	30	< 30 U
87-86-5	Pentachlorophenol	30	< 30 U
95-50-1	1,2-Dichlorobenzene	6.0	< 6.0 U
541-73-1	1,3-Dichlorobenzene	6.0	< 6.0 U

Reported in µg/kg (ppb)

SIM Semivolatile Surrogate Recovery

2-Fluorobiphenyl	71.6%	d5-Phenol	102%
2-Fluorophenol	66.4%	d4-2-Chlorophenol	95.5%
d4-1,2-Dichlorobenzene	60.8%	d5-Nitrobenzene	70.8%
2,4,6-Tribromophenol	78.4%	d14-p-Terphenyl	137%

ORGANICS ANALYSIS DATA SHEET

Semivolatiles by Selected Ion Monitoring GC/MS

Sample ID: 3SED10-B

Page 1 of 1

DILUTION

Lab Sample ID: PB63H


QC Report No: PB63-ENVIRONMENTAL SCIENCE CORP.

LIMS ID: 09-12949

Project: JELD-WEN NORD DOOR

Matrix: Sediment

Event: 008.0228.00017

Data Release Authorized: 

Date Sampled: 06/05/09

Reported: 06/22/09

Date Received: 06/05/09

Date Extracted: 06/10/09

Sample Amount: 16.6 g-dry-wt

Date Analyzed: 06/19/09 14:35

Final Extract Volume: 1.0 mL

Instrument/Analyst: NT2/PK

Dilution Factor: 3.00

GPC Cleanup: Yes

Percent Moisture: 47.6%

Silica Gel Cleanup: No

Alumina Cleanup: No

CAS Number	Analyte	RL	Result
53-70-3	Dibenz (a, h) anthracene	18	18
106-46-7	1,4-Dichlorobenzene	18	< 18 U
120-82-1	1,2,4-Trichlorobenzene	18	< 18 U
118-74-1	Hexachlorobenzene	18	< 18 U
87-68-3	Hexachlorobutadiene	18	< 18 U
131-11-3	Dimethylphthalate	45	< 45 U
85-68-7	Butylbenzylphthalate	45	< 45 U
95-48-7	2-Methylphenol	18	< 18 U
105-67-9	2,4-Dimethylphenol	18	< 18 U
86-30-6	N-Nitrosodiphenylamine	18	< 18 U
100-51-6	Benzyl Alcohol	90	< 90 U
87-86-5	Pentachlorophenol	90	< 90 U
95-50-1	1,2-Dichlorobenzene	18	< 18 U
541-73-1	1,3-Dichlorobenzene	18	< 18 U

Reported in $\mu\text{g}/\text{kg}$ (ppb)

SIM Semivolatile Surrogate Recovery

2-Fluorobiphenyl	76.8%	d5-Phenol	67.2%
2-Fluorophenol	67.2%	d4-2-Chlorophenol	88.8%
d4-1,2-Dichlorobenzene	60.0%	d5-Nitrobenzene	74.4%
2,4,6-Tribromophenol	89.6%	d14-p-Terphenyl	113%

ORGANICS ANALYSIS DATA SHEET

Semivolatiles by Selected Ion Monitoring GC/MS

Sample ID: 3SED10-C

Page 1 of 1

SAMPLE

Lab Sample ID: PB63I


QC Report No: PB63-ENVIROMENTAL SCIENCE CORP.

LIMS ID: 09-12950

Project: JELD-WEN NORD DOOR

Matrix: Sediment

Event: 008.0228.00017

Data Release Authorized: 

Date Sampled: 06/05/09

Reported: 06/22/09

Date Received: 06/05/09

Date Extracted: 06/10/09

Sample Amount: 16.5 g-dry-wt

Date Analyzed: 06/18/09 18:55

Final Extract Volume: 1.0 mL

Instrument/Analyst: NT2/PK

Dilution Factor: 1.00

GPC Cleanup: Yes

Percent Moisture: 39.7%

Silica Gel Cleanup: No

Alumina Cleanup: No

CAS Number	Analyte	RL	Result
53-70-3	Dibenz (a, h) anthracene	6.1	76
106-46-7	1,4-Dichlorobenzene	6.1	< 6.1 U
120-82-1	1,2,4-Trichlorobenzene	6.1	< 6.1 U
118-74-1	Hexachlorobenzene	6.1	< 6.1 U
87-68-3	Hexachlorobutadiene	6.1	< 6.1 U
131-11-3	Dimethylphthalate	15	< 15 U
85-68-7	Butylbenzylphthalate	15	< 15 U
95-48-7	2-Methylphenol	6.1	< 6.1 U
105-67-9	2,4-Dimethylphenol	6.1	< 6.1 U
86-30-6	N-Nitrosodiphenylamine	6.1	< 6.1 U
100-51-6	Benzyl Alcohol	30	< 30 U
87-86-5	Pentachlorophenol	30	< 30 U
95-50-1	1,2-Dichlorobenzene	6.1	< 6.1 U
541-73-1	1,3-Dichlorobenzene	6.1	< 6.1 U

Reported in $\mu\text{g}/\text{kg}$ (ppb)

SIM Semivolatile Surrogate Recovery

2-Fluorobiphenyl	76.8%	d5-Phenol	73.9%
2-Fluorophenol	72.5%	d4-2-Chlorophenol	118%
d4-1,2-Dichlorobenzene	68.8%	d5-Nitrobenzene	72.8%
2,4,6-Tribromophenol	88.0%	d14-p-Terphenyl	154%

ORGANICS ANALYSIS DATA SHEET

Semivolatiles by Selected Ion Monitoring GC/MS

Sample ID: 3SED10-C

Page 1 of 1

DILUTION

Lab Sample ID: PB63I


QC Report No: PB63-ENVIRONMENTAL SCIENCE CORP.

LIMS ID: 09-12950

Project: JELD-WEN NORD DOOR

Matrix: Sediment

Event: 008.0228.00017

Data Release Authorized: 

Date Sampled: 06/05/09

Reported: 06/22/09

Date Received: 06/05/09

Date Extracted: 06/10/09

Sample Amount: 16.5 g-dry-wt

Date Analyzed: 06/19/09 15:08

Final Extract Volume: 1.0 mL

Instrument/Analyst: NT2/PK

Dilution Factor: 3.00

GPC Cleanup: Yes

Percent Moisture: 39.7%

Silica Gel Cleanup: No

Alumina Cleanup: No

CAS Number	Analyte	RL	Result
53-70-3	Dibenz (a, h) anthracene	18	76
106-46-7	1,4-Dichlorobenzene	18	< 18 U
120-82-1	1,2,4-Trichlorobenzene	18	< 18 U
118-74-1	Hexachlorobenzene	18	< 18 U
87-68-3	Hexachlorobutadiene	18	< 18 U
131-11-3	Dimethylphthalate	46	< 46 U
85-68-7	Butylbenzylphthalate	46	< 46 U
95-48-7	2-Methylphenol	18	< 18 U
105-67-9	2,4-Dimethylphenol	18	< 18 U
86-30-6	N-Nitrosodiphenylamine	18	< 18 U
100-51-6	Benzyl Alcohol	91	< 91 U
87-86-5	Pentachlorophenol	91	< 91 U
95-50-1	1,2-Dichlorobenzene	18	< 18 U
541-73-1	1,3-Dichlorobenzene	18	< 18 U

Reported in $\mu\text{g}/\text{kg}$ (ppb)

SIM Semivolatile Surrogate Recovery

2-Fluorobiphenyl	82.8%	d5-Phenol	74.4%
2-Fluorophenol	72.8%	d4-2-Chlorophenol	95.2%
d4-1,2-Dichlorobenzene	70.8%	d5-Nitrobenzene	73.2%
2,4,6-Tribromophenol	96.0%	d14-p-Terphenyl	116%

SIM SW8270 SURROGATE RECOVERY SUMMARY

Matrix: Sediment

QC Report No: PB63-ENVIROMENTAL SCIENCE CORP.
Project: JELD-WEN NORD DOOR
008.0228.00017

Client ID	FBP	PHL	FPH	CPL	DCB	NBZ	TBP	TER	TOT OU
3SED8-A	76.8%	60.5%	61.1%	90.4%	58.8%	65.2%	83.2%	80.0%	0
3SED8-B	75.2%	112%	69.3%	104%	66.4%	74.4%	89.9%	106%	0
3SED8-C	72.4%	102%	68.0%	94.1%	64.0%	72.4%	89.6%	99.6%	0
3SED5-A	83.2%	73.9%	70.4%	106%	64.8%	71.2%	102%	153%	0
3SED5-A DL	87.6%	81.6%	73.6%	94.4%	66.0%	74.4%	92.0%	97.2%	0
3SED5-B	76.4%	64.5%	71.5%	102%	68.8%	74.0%	96.3%	134%	0
3SED5-B DL	78.0%	72.8%	67.2%	88.0%	63.6%	67.2%	88.0%	108%	0
3SED5-C	72.4%	68.8%	68.5%	94.4%	64.8%	69.2%	93.3%	141%	0
3SED5-C DL	76.8%	69.6%	68.0%	86.4%	61.2%	66.0%	90.4%	113%	0
MB-061009	61.2%	70.1%	58.1%	76.8%	57.6%	57.6%	77.6%	92.0%	0
LCS-061009	67.2%	68.0%	65.3%	86.7%	64.8%	65.2%	82.1%	96.8%	0
3SED10-A	77.2%	65.3%	70.4%	95.5%	67.6%	72.0%	100%	109%	0
3SED10-A MS	81.6%	67.2%	69.6%	94.4%	65.6%	69.2%	93.6%	104%	0
3SED10-A MSD	84.0%	69.9%	73.3%	101%	70.8%	76.4%	106%	108%	0
3SED10-B	71.6%	102%	66.4%	95.5%	60.8%	70.8%	78.4%	137%	0
3SED10-B DL	76.8%	67.2%	67.2%	88.8%	60.0%	74.4%	89.6%	113%	0
3SED10-C	76.8%	73.9%	72.5%	118%	68.8%	72.8%	88.0%	154%	0
3SED10-C DL	82.8%	74.4%	72.8%	95.2%	70.8%	73.2%	96.0%	116%	0

LCS/MB LIMITS QC LIMITS

(FBP) = 2-Fluorobiphenyl	(30-160)	(30-160)
(PHL) = d5-Phenol	(30-160)	(30-160)
(FPH) = 2-Fluorophenol	(30-160)	(30-160)
(CPL) = d4-2-Chlorophenol	(30-160)	(30-160)
(DCB) = d4-1,2-Dichlorobenzene	(30-160)	(30-160)
(NBZ) = d5-Nitrobenzene	(30-160)	(30-160)
(TBP) = 2,4,6-Tribromophenol	(30-160)	(30-160)
(TER) = d14-p-Terphenyl	(30-160)	(30-160)

Prep Method: SW3550B
Log Number Range: 09-12942 to 09-12950

ORGANICS ANALYSIS DATA SHEET

Semivolatiles by Selected Ion Monitoring GC/MS

Sample ID: 3SED10-A

Page 1 of 1

MATRIX SPIKE

Lab Sample ID: PB63G

QC Report No: PB63-ENVIRONMENTAL SCIENCE CORP.

LIMS ID: 09-12948

Project: JELD-WEN NORD DOOR

Matrix: Sediment

Event: 008.0228.00017

Data Release Authorized: *[Signature]*

Date Sampled: 06/05/09

Reported: 06/22/09

Date Received: 06/05/09

Date Extracted MS/MSD: 06/10/09

Sample Amount MS: 16.4 g-dry-wt

MSD: 16.4 g-dry-wt

Date Analyzed MS: 06/18/09 13:47

Final Extract Volume MS: 1.0 mL

MSD: 06/18/09 14:21

MSD: 1.0 mL

Instrument/Analyst MS: NT2/PK

Dilution Factor MS: 1.00

MSD: NT2/PK

MSD: 1.00

Analyte	Sample	MS	Spike Added-MS	MS Recovery	MSD	Spike Added-MSD	MSD Recovery	RPD
Dibenz(a,h)anthracene	< 6.1 U	156	152	103%	166	152	109%	6.2%
1,4-Dichlorobenzene	< 6.1 U	104	152	68.4%	112	152	73.7%	7.4%
1,2,4-Trichlorobenzene	< 6.1 U	114	152	75.0%	125	152	82.2%	9.2%
Hexachlorobenzene	< 6.1 U	141	152	92.8%	153	152	101%	8.2%
Hexachlorobutadiene	< 6.1 U	124	152	81.6%	132	152	86.8%	6.2%
Dimethylphthalate	< 15.2 U	134	152	88.2%	139	152	91.4%	3.7%
Butylbenzylphthalate	< 15.2 U	142	152	93.4%	155	152	102%	8.8%
2-Methylphenol	< 6.1 U	122	152	80.3%	119	152	78.3%	2.5%
2,4-Dimethylphenol	< 6.1 U	87.8	152	57.8%	82.9	152	54.5%	5.7%
N-Nitrosodiphenylamine	< 6.1 U	124	152	81.6%	134	152	88.2%	7.8%
Benzyl Alcohol	< 30.3 U	185	305	60.7%	246	305	80.7%	28.3%
Pentachlorophenol	< 30.3 U	121	152	79.6%	195	152	128%	46.8%
1,2-Dichlorobenzene	< 6.1 U	111	152	73.0%	119	152	78.3%	7.0%
1,3-Dichlorobenzene	< 6.1 U	107	152	70.4%	113	152	74.3%	5.5%

Reported in $\mu\text{g}/\text{kg}$ (ppb)

RPD calculated using sample concentrations per SW846.

ORGANICS ANALYSIS DATA SHEET

Semivolatiles by Selected Ion Monitoring GC/MS

Sample ID: 3SED10-A

Page 1 of 1

MATRIX SPIKE

Lab Sample ID: PB63G

QC Report No: PB63-ENVIRONMENTAL SCIENCE CORP.

LIMS ID: 09-12948

Project: JELD-WEN NORD DOOR

Matrix: Sediment

Event: 008.0228.00017

Data Release Authorized: 

Date Sampled: 06/05/09

Reported: 06/22/09

Date Received: 06/05/09

Date Extracted: 06/10/09

Sample Amount: 16.4 g-dry-wt

Date Analyzed: 06/18/09 13:47

Final Extract Volume: 1.0 mL

Instrument/Analyst: NT2/PK

Dilution Factor: 1.00

GPC Cleanup: Yes

Percent Moisture: 14.9%

Silica Gel Cleanup: No

Alumina Cleanup: No

CAS Number	Analyte	RL	Result
53-70-3	Dibenz (a, h) anthracene	6.1	---
106-46-7	1,4-Dichlorobenzene	6.1	---
120-82-1	1,2,4-Trichlorobenzene	6.1	---
118-74-1	Hexachlorobenzene	6.1	---
87-68-3	Hexachlorobutadiene	6.1	---
131-11-3	Dimethylphthalate	15	---
85-68-7	Butylbenzylphthalate	15	---
95-48-7	2-Methylphenol	6.1	---
105-67-9	2,4-Dimethylphenol	6.1	---
86-30-6	N-Nitrosodiphenylamine	6.1	---
100-51-6	Benzyl Alcohol	30	---
87-86-5	Pentachlorophenol	30	---
95-50-1	1,2-Dichlorobenzene	6.1	---
541-73-1	1,3-Dichlorobenzene	6.1	---

Reported in $\mu\text{g}/\text{kg}$ (ppb)

SIM Semivolatile Surrogate Recovery

2-Fluorobiphenyl	81.6%	d5-Phenol	67.2%
2-Fluorophenol	69.6%	d4-2-Chlorophenol	94.4%
d4-1,2-Dichlorobenzene	65.6%	d5-Nitrobenzene	69.2%
2,4,6-Tribromophenol	93.6%	d14-p-Terphenyl	104%

ORGANICS ANALYSIS DATA SHEET

Semivolatiles by Selected Ion Monitoring GC/MS

Page 1 of 1


Sample ID: 3SED10-A

MATRIX SPIKE DUPLICATE

Lab Sample ID: PB63G

LIMS ID: 09-12948

Matrix: Sediment

Data Release Authorized: 

Reported: 06/22/09

QC Report No: PB63-ENVIRONMENTAL SCIENCE CORP.

Project: JELD-WEN NORD DOOR

Event: 008.0228.00017

Date Sampled: 06/05/09

Date Received: 06/05/09

Date Extracted: 06/10/09

Date Analyzed: 06/18/09 14:21

Instrument/Analyst: NT2/PK

GPC Cleanup: Yes

Silica Gel Cleanup: No

Alumina Cleanup: No

Sample Amount: 16.4 g-dry-wt

Final Extract Volume: 1.0 mL

Dilution Factor: 1.00

Percent Moisture: 14.9%

CAS Number	Analyte	RL	Result
53-70-3	Dibenz (a, h) anthracene	6.1	---
106-46-7	1,4-Dichlorobenzene	6.1	---
120-82-1	1,2,4-Trichlorobenzene	6.1	---
118-74-1	Hexachlorobenzene	6.1	---
87-68-3	Hexachlorobutadiene	6.1	---
131-11-3	Dimethylphthalate	15	---
85-68-7	Butylbenzylphthalate	15	---
95-48-7	2-Methylphenol	6.1	---
105-67-9	2,4-Dimethylphenol	6.1	---
86-30-6	N-Nitrosodiphenylamine	6.1	---
100-51-6	Benzyl Alcohol	30	---
87-86-5	Pentachlorophenol	30	---
95-50-1	1,2-Dichlorobenzene	6.1	---
541-73-1	1,3-Dichlorobenzene	6.1	---

Reported in $\mu\text{g}/\text{kg}$ (ppb)

SIM Semivolatile Surrogate Recovery

2-Fluorobiphenyl	84.0%	d5-Phenol	69.9%
2-Fluorophenol	73.3%	d4-2-Chlorophenol	101%
d4-1,2-Dichlorobenzene	70.8%	d5-Nitrobenzene	76.4%
2,4,6-Tribromophenol	106%	d14-p-Terphenyl	108%

ORGANICS ANALYSIS DATA SHEET

Semivolatiles by Selected Ion Monitoring GC/MS

Page 1 of 1


Sample ID: LCS-061009

LAB CONTROL SAMPLE

Lab Sample ID: LCS-061009

LIMS ID: 09-12948

Matrix: Sediment

Data Release Authorized: 

Reported: 06/22/09

QC Report No: PB63-ENVIRONMENTAL SCIENCE CORP.

Project: JELD-WEN NORD DOOR

Event: 008.0228.00017

Date Sampled: NA

Date Received: NA

Date Extracted: 06/10/09

Date Analyzed LCS: 06/18/09 12:39

Instrument/Analyst LCS: NT2/PK

Sample Amount LCS: 16.0 g-dry-wt

Final Extract Volume LCS: 1.0 mL

Dilution Factor LCS: 1.00

Analyte	LCS	Spike Added	Recovery
Dibenz (a,h) anthracene	176	156	113%
1,4-Dichlorobenzene	100	156	64.1%
1,2,4-Trichlorobenzene	110	156	70.5%
Hexachlorobenzene	128	156	82.1%
Hexachlorobutadiene	116	156	74.4%
Dimethylphthalate	122	156	78.2%
Butylbenzylphthalate	156	156	100%
2-Methylphenol	132	156	84.6%
2,4-Dimethylphenol	48.8	156	31.3%
N-Nitrosodiphenylamine	104	156	66.7%
Benzyl Alcohol	< 31.2 U	312	NA
Pentachlorophenol	97.5	156	62.5%
1,2-Dichlorobenzene	109	156	69.9%
1,3-Dichlorobenzene	104	156	66.7%

Reported in $\mu\text{g}/\text{kg}$ (ppb)

NA-No recovery due to high concentration of analyte in original sample, calculated negative recovery, or undetected spike.

SIM Semivolatile Surrogate Recovery

2-Fluorobiphenyl	67.2%
d5-Phenol	68.0%
2-Fluorophenol	65.3%
d4-2-Chlorophenol	86.7%
d4-1,2-Dichlorobenzene	64.8%
d5-Nitrobenzene	65.2%
2,4,6-Tribromophenol	82.1%
d14-p-Terphenyl	96.8%

4B
SEMIVOLATILE METHOD BLANK SUMMARY

BLANK NO.

PB63MBS1

Lab Name: ANALYTICAL RESOURCES, INC
ARI Job No: PB63
Lab File ID: 061801
Instrument ID: NT2
Matrix: SOLID

Client: ESC
Project: JELD-WEN NORD DOOR
Date Extracted: 06/10/09
Date Analyzed: 06/18/09
Time Analyzed: 1205

THIS METHOD BLANK APPLIES TO THE FOLLOWING SAMPLES, MS and MSD:

	CLIENT SAMPLE NO.	LAB SAMPLE ID	LAB FILE ID	DATE ANALYZED
	=====	=====	=====	=====
01	PB63LCSS1	PB63LCSS1	061802	06/18/09
02	3SED10-A	PB63G	061809	06/18/09
03	3SED10-A MS	PB63GMS	061810	06/18/09
04	3SED10-A MSD	PB63GMSD	061811	06/18/09
05	3SED8-A	PB63A	061803	06/18/09
06	3SED8-B	PB63B	061804	06/18/09
07	3SED8-C	PB63C	061805	06/18/09
08	3SED5-A	PB63D	061806	06/18/09
09	3SED5-B	PB63E	061807	06/18/09
10	3SED5-C	PB63F	061808	06/18/09
11	3SED10-B	PB63H	061812	06/18/09
12	3SED10-C	PB63I	061813	06/18/09
13	3SED5-A	PB63D	061901	06/19/09
14	3SED5-B	PB63E	061902	06/19/09
15	3SED5-C	PB63F	061903	06/19/09
16	3SED10-B	PB63H	061904	06/19/09
17	3SED10-C	PB63I	061905	06/19/09
18				
19				
20				
21				
22				
23				
24				
25				
26				
27				
28				
29				
30				

COMMENTS:

ORGANICS ANALYSIS DATA SHEET

Semivolatiles by Selected Ion Monitoring GC/MS

Sample ID: MB-061009

Page 1 of 1

METHOD BLANK

Lab Sample ID: MB-061009

QC Report No: PB63-ENVIRONMENTAL SCIENCE CORP.

LIMS ID: 09-12948

Project: JELD-WEN NORD DOOR

Matrix: Sediment

Event: 008.0228.00017

Data Release Authorized: *[Signature]*

Date Sampled: NA

Reported: 06/22/09

Date Received: NA

Date Extracted: 06/10/09

Sample Amount: 16.0 g-dry-wt

Date Analyzed: 06/18/09 12:05

Final Extract Volume: 1.0 mL

Instrument/Analyst: NT2/PK

Dilution Factor: 1.00

GPC Cleanup: Yes

Percent Moisture: NA

Silica Gel Cleanup: No

Alumina Cleanup: No

CAS Number	Analyte	RL	Result
53-70-3	Dibenz (a, h) anthracene	6.2	< 6.2 U
106-46-7	1,4-Dichlorobenzene	6.2	< 6.2 U
120-82-1	1,2,4-Trichlorobenzene	6.2	< 6.2 U
118-74-1	Hexachlorobenzene	6.2	< 6.2 U
87-68-3	Hexachlorobutadiene	6.2	< 6.2 U
131-11-3	Dimethylphthalate	16	< 16 U
85-68-7	Butylbenzylphthalate	16	< 16 U
95-48-7	2-Methylphenol	6.2	< 6.2 U
105-67-9	2,4-Dimethylphenol	6.2	< 6.2 U
86-30-6	N-Nitrosodiphenylamine	6.2	< 6.2 U
100-51-6	Benzyl Alcohol	31	< 31 U
87-86-5	Pentachlorophenol	31	< 31 U
95-50-1	1,2-Dichlorobenzene	6.2	< 6.2 U
541-73-1	1,3-Dichlorobenzene	6.2	< 6.2 U

Reported in $\mu\text{g}/\text{kg}$ (ppb)

SIM Semivolatile Surrogate Recovery

2-Fluorobiphenyl	61.2%	d5-Phenol	70.1%
2-Fluorophenol	58.1%	d4-2-Chlorophenol	76.8%
d4-1,2-Dichlorobenzene	57.6%	d5-Nitrobenzene	57.6%
2,4,6-Tribromophenol	77.6%	d14-p-Terphenyl	92.0%

PCB ANALYSIS

ORGANICS ANALYSIS DATA SHEET

PSDDA PCB by GC/ECD

Page 1 of 1

Sample ID: 3SED8-A

SAMPLE

Lab Sample ID: PB63A

LIMS ID: 09-12942

Matrix: Sediment

Data Release Authorized: *AS*

Reported: 06/22/09

QC Report No: PB63-ENVIROMENTAL SCIENCE CORP.

Project: JELD-WEN NORD DOOR

008.0228.00017

Date Sampled: 06/05/09

Date Received: 06/05/09

Date Extracted: 06/12/09

Date Analyzed: 06/19/09 01:55

Instrument/Analyst: ECD5/PKC

GPC Cleanup: No

Sulfur Cleanup: Yes

Acid Cleanup: Yes

Florisil Cleanup: No

Sample Amount: 25.2 g-dry-wt

Final Extract Volume: 1.0 mL

Dilution Factor: 1.00

Silica Gel: Yes

Percent Moisture: 38.8%

CAS Number	Analyte	RL	Result
12674-11-2	Aroclor 1016	4.0	< 4.0 U
53469-21-9	Aroclor 1242	4.0	< 4.0 U
12672-29-6	Aroclor 1248	4.0	15
11097-69-1	Aroclor 1254	4.0	35
11096-82-5	Aroclor 1260	4.0	9.4
11104-28-2	Aroclor 1221	4.0	< 4.0 U
11141-16-5	Aroclor 1232	4.0	< 4.0 U

Reported in $\mu\text{g}/\text{kg}$ (ppb)

PCB Surrogate Recovery

Decachlorobiphenyl	NR
Tetrachlorometaxylene	64.5%

ORGANICS ANALYSIS DATA SHEET

PSDDA PCB by GC/ECD

Page 1 of 1

Sample ID: 3SED8-B

SAMPLE

Lab Sample ID: PB63B

LIMS ID: 09-12943

Matrix: Sediment

Data Release Authorized: *BS*

Reported: 06/22/09

QC Report No: PB63-ENVIRONMENTAL SCIENCE CORP.

Project: JELD-WEN NORD DOOR

008.0228.00017

Date Sampled: 06/05/09

Date Received: 06/05/09

Date Extracted: 06/12/09

Date Analyzed: 06/19/09 02:12

Instrument/Analyst: ECD5/PKC

GPC Cleanup: No

Sulfur Cleanup: Yes

Acid Cleanup: Yes

Florisil Cleanup: No

Sample Amount: 25.1 g-dry-wt

Final Extract Volume: 1.0 mL

Dilution Factor: 1.00

Silica Gel: Yes

Percent Moisture: 61.4%

CAS Number	Analyte	RL	Result
12674-11-2	Aroclor 1016	4.0	< 4.0 U
53469-21-9	Aroclor 1242	4.0	10
12672-29-6	Aroclor 1248	4.0	< 4.0 U
11097-69-1	Aroclor 1254	4.0	< 4.0 U
11096-82-5	Aroclor 1260	4.0	< 4.0 U
11104-28-2	Aroclor 1221	4.0	< 4.0 U
11141-16-5	Aroclor 1232	4.0	< 4.0 U

Reported in $\mu\text{g}/\text{kg}$ (ppb)

PCB Surrogate Recovery

Decachlorobiphenyl	75.0%
Tetrachlorometaxylene	50.2%

ORGANICS ANALYSIS DATA SHEET

PSDDA PCB by GC/ECD

Page 1 of 1

Sample ID: 3SED8-C

SAMPLE

Lab Sample ID: PB63C

LIMS ID: 09-12944

Matrix: Sediment

Data Release Authorized: *[Signature]*

Reported: 06/22/09

QC Report No: PB63-ENVIROMENTAL SCIENCE CORP.

Project: JELD-WEN NORD DOOR

008.0228.00017

Date Sampled: 06/05/09

Date Received: 06/05/09

Date Extracted: 06/12/09

Date Analyzed: 06/19/09 02:29

Instrument/Analyst: ECD5/PKC

GPC Cleanup: No

Sulfur Cleanup: Yes

Acid Cleanup: Yes

Florisil Cleanup: No

Sample Amount: 25.6 g-dry-wt

Final Extract Volume: 1.0 mL

Dilution Factor: 1.00

Silica Gel: Yes

Percent Moisture: 51.1%

CAS Number	Analyte	RL	Result
12674-11-2	Aroclor 1016	3.9	< 3.9 U
53469-21-9	Aroclor 1242	3.9	9.8
12672-29-6	Aroclor 1248	3.9	< 3.9 U
11097-69-1	Aroclor 1254	3.9	10
11096-82-5	Aroclor 1260	3.9	< 3.9 U
11104-28-2	Aroclor 1221	3.9	< 3.9 U
11141-16-5	Aroclor 1232	3.9	< 3.9 U

Reported in $\mu\text{g}/\text{kg}$ (ppb)

PCB Surrogate Recovery

Decachlorobiphenyl	90.0%
Tetrachlorometaxylene	54.2%

ORGANICS ANALYSIS DATA SHEET

PSDDA PCB by GC/ECD

Page 1 of 1

Sample ID: 3SED5-A

SAMPLE

Lab Sample ID: PB63D

LIMS ID: 09-12945

Matrix: Sediment

Data Release Authorized: *AS*

Reported: 06/22/09

QC Report No: PB63-ENVIROMENTAL SCIENCE CORP.

Project: JELD-WEN NORD DOOR

008.0228.00017

Date Sampled: 06/05/09

Date Received: 06/05/09

Date Extracted: 06/12/09

Date Analyzed: 06/19/09 02:46

Instrument/Analyst: ECD5/PKC

GPC Cleanup: No

Sulfur Cleanup: Yes

Acid Cleanup: Yes

Florisil Cleanup: No

Sample Amount: 25.8 g-dry-wt

Final Extract Volume: 1.0 mL

Dilution Factor: 5.00

Silica Gel: Yes

Percent Moisture: 17.0%

CAS Number	Analyte	RL	Result
12674-11-2	Aroclor 1016	3.9	< 3.9 U
53469-21-9	Aroclor 1242	3.9	< 3.9 U
12672-29-6	Aroclor 1248	3.9	< 3.9 U
11097-69-1	Aroclor 1254	3.9	< 3.9 U
11096-82-5	Aroclor 1260	3.9	4.1
11104-28-2	Aroclor 1221	3.9	< 3.9 U
11141-16-5	Aroclor 1232	3.9	< 3.9 U

Reported in $\mu\text{g}/\text{kg}$ (ppb)

PCB Surrogate Recovery

Decachlorobiphenyl	89.2%
Tetrachlorometaxylene	51.8%

ORGANICS ANALYSIS DATA SHEET

PSDDA PCB by GC/ECD

Page 1 of 1


Sample ID: 3SED5-B

SAMPLE

Lab Sample ID: PB63E

LIMS ID: 09-12946

Matrix: Sediment

Data Release Authorized: 

Reported: 06/22/09

QC Report No: PB63-ENVIRONMENTAL SCIENCE CORP.

Project: JELD-WEN NORD DOOR

008.0228.00017

Date Sampled: 06/05/09

Date Received: 06/05/09

Date Extracted: 06/12/09

Date Analyzed: 06/19/09 03:38

Instrument/Analyst: ECD5/PKC

GPC Cleanup: No

Sulfur Cleanup: Yes

Acid Cleanup: Yes

Florisil Cleanup: No

Sample Amount: 25.7 g-dry-wt

Final Extract Volume: 1.0 mL

Dilution Factor: 1.00

Silica Gel: Yes

Percent Moisture: 35.1%

CAS Number	Analyte	RL	Result
12674-11-2	Aroclor 1016	3.9	< 3.9 U
53469-21-9	Aroclor 1242	3.9	< 3.9 U
12672-29-6	Aroclor 1248	3.9	< 3.9 U
11097-69-1	Aroclor 1254	3.9	< 3.9 U
11096-82-5	Aroclor 1260	3.9	< 3.9 U
11104-28-2	Aroclor 1221	3.9	< 3.9 U
11141-16-5	Aroclor 1232	3.9	< 3.9 U

Reported in $\mu\text{g}/\text{kg}$ (ppb)

PCB Surrogate Recovery

Decachlorobiphenyl	82.5%
Tetrachlorometaxylene	52.2%



ORGANICS ANALYSIS DATA SHEET
 PSDDA PCB by GC/ECD
 Page 1 of 1

Sample ID: 3SED5-C
 SAMPLE

Lab Sample ID: PB63F
 LIMS ID: 09-12947
 Matrix: Sediment
 Data Release Authorized: *B*
 Reported: 06/22/09

QC Report No: PB63-ENVIROMENTAL SCIENCE CORP.
 Project: JELD-WEN NORD DOOR
 008.0228.00017
 Date Sampled: 06/05/09
 Date Received: 06/05/09

Date Extracted: 06/12/09
 Date Analyzed: 06/19/09 03:55
 Instrument/Analyst: ECD5/PKC
 GPC Cleanup: No
 Sulfur Cleanup: Yes
 Acid Cleanup: Yes
 Florisil Cleanup: No

Sample Amount: 25.3 g-dry-wt
 Final Extract Volume: 1.0 mL
 Dilution Factor: 1.00
 Silica Gel: Yes
 Percent Moisture: 35.6%

CAS Number	Analyte	RL	Result
12674-11-2	Aroclor 1016	4.0	< 4.0 U
53469-21-9	Aroclor 1242	4.0	< 4.0 U
12672-29-6	Aroclor 1248	4.0	< 4.0 U
11097-69-1	Aroclor 1254	4.0	< 4.0 U
11096-82-5	Aroclor 1260	4.0	< 4.0 U
11104-28-2	Aroclor 1221	4.0	< 4.0 U
11141-16-5	Aroclor 1232	4.0	< 4.0 U

Reported in $\mu\text{g}/\text{kg}$ (ppb)


PCB Surrogate Recovery

Decachlorobiphenyl	92.8%
Tetrachlorometaxylene	57.2%



ORGANICS ANALYSIS DATA SHEET
 PSDDA PCB by GC/ECD
 Page 1 of 1

Sample ID: 3SED10-A
 SAMPLE

Lab Sample ID: PB63G
 LIMS ID: 09-12948
 Matrix: Sediment
 Data Release Authorized: 
 Reported: 06/22/09

QC Report No: PB63-ENVIROMENTAL SCIENCE CORP.
 Project: JELD-WEN NORD DOOR
 008.0228.00017
 Date Sampled: 06/05/09
 Date Received: 06/05/09

Date Extracted: 06/12/09
 Date Analyzed: 06/19/09 04:12
 Instrument/Analyst: ECD5/PKC
 GPC Cleanup: No
 Sulfur Cleanup: Yes
 Acid Cleanup: Yes
 Florisil Cleanup: No

Sample Amount: 25.8 g-dry-wt
 Final Extract Volume: 1.0 mL
 Dilution Factor: 1.00
 Silica Gel: Yes
 Percent Moisture: 14.9%

CAS Number	Analyte	RL	Result
12674-11-2	Aroclor 1016	3.9	< 3.9 U
53469-21-9	Aroclor 1242	3.9	< 3.9 U
12672-29-6	Aroclor 1248	3.9	< 3.9 U
11097-69-1	Aroclor 1254	3.9	< 3.9 U
11096-82-5	Aroclor 1260	3.9	< 3.9 U
11104-28-2	Aroclor 1221	3.9	< 3.9 U
11141-16-5	Aroclor 1232	3.9	< 3.9 U

Reported in $\mu\text{g}/\text{kg}$ (ppb)

PCB Surrogate Recovery

Decachlorobiphenyl	87.8%
Tetrachlorometaxylene	55.5%

ORGANICS ANALYSIS DATA SHEET
PSDDA PCB by GC/ECD
 Page 1 of 1

Sample ID: 3SED10-B
 SAMPLE

Lab Sample ID: PB63H
 LIMS ID: 09-12949
 Matrix: Sediment
 Data Release Authorized: *AB*
 Reported: 06/22/09

QC Report No: PB63-ENVIROMENTAL SCIENCE CORP.
 Project: JELD-WEN NORD DOOR
 008.0228.00017
 Date Sampled: 06/05/09
 Date Received: 06/05/09

Date Extracted: 06/12/09
 Date Analyzed: 06/19/09 04:30
 Instrument/Analyst: ECD5/PKC
 GPC Cleanup: No
 Sulfur Cleanup: Yes
 Acid Cleanup: Yes
 Florisil Cleanup: No

Sample Amount: 25.5 g-dry-wt
 Final Extract Volume: 1.0 mL
 Dilution Factor: 1.00
 Silica Gel: Yes
 Percent Moisture: 47.6%

CAS Number	Analyte	RL	Result
12674-11-2	Aroclor 1016	3.9	< 3.9 U
53469-21-9	Aroclor 1242	3.9	< 3.9 U
12672-29-6	Aroclor 1248	3.9	< 3.9 U
11097-69-1	Aroclor 1254	3.9	< 3.9 U
11096-82-5	Aroclor 1260	3.9	< 3.9 U
11104-28-2	Aroclor 1221	3.9	< 3.9 U
11141-16-5	Aroclor 1232	3.9	< 3.9 U

Reported in $\mu\text{g}/\text{kg}$ (ppb)

PCB Surrogate Recovery

Decachlorobiphenyl	86.0%
Tetrachlorometaxylene	55.5%

ORGANICS ANALYSIS DATA SHEET

PSDDA PCB by GC/ECD

Page 1 of 1


Sample ID: 3SED10-C

SAMPLE

Lab Sample ID: PB63I

LIMS ID: 09-12950

Matrix: Sediment

Data Release Authorized: 

Reported: 06/22/09

QC Report No: PB63-ENVIROMENTAL SCIENCE CORP.

Project: JELD-WEN NORD DOOR

008.0228.00017

Date Sampled: 06/05/09

Date Received: 06/05/09

Date Extracted: 06/12/09

Date Analyzed: 06/19/09 04:47

Instrument/Analyst: ECD5/PKC

GPC Cleanup: No

Sulfur Cleanup: Yes

Acid Cleanup: Yes

Florisil Cleanup: No

Sample Amount: 25.9 g-dry-wt

Final Extract Volume: 1.0 mL

Dilution Factor: 1.00

Silica Gel: Yes

Percent Moisture: 39.7%

CAS Number	Analyte	RL	Result
12674-11-2	Aroclor 1016	3.9	< 3.9 U
53469-21-9	Aroclor 1242	3.9	< 3.9 U
12672-29-6	Aroclor 1248	3.9	< 3.9 U
11097-69-1	Aroclor 1254	3.9	4.5
11096-82-5	Aroclor 1260	3.9	6.2
11104-28-2	Aroclor 1221	3.9	< 3.9 U
11141-16-5	Aroclor 1232	3.9	< 3.9 U

Reported in $\mu\text{g}/\text{kg}$ (ppb)

PCB Surrogate Recovery

Decachlorobiphenyl	110%
Tetrachlorometaxylene	64.5%

SW8082/PCB SOIL/SEDIMENT SURROGATE RECOVERY SUMMARY

Matrix: Sediment


QC Report No: PB63-ENVIROMENTAL SCIENCE CORP.
Project: JELD-WEN NORD DOOR
008.0228.00017

Client ID	DCBP % REC	DCBP LCL-UCL	TCMX % REC	TCMX LCL-UCL	TOT OUT
3SED8-A	NR	34-141	64.5%	38-102	0
3SED8-B	75.0%	34-141	50.2%	38-102	0
3SED8-C	90.0%	34-141	54.2%	38-102	0
MB-061209	64.8%	40-109	44.0%	35-100	0
LCS-061209	75.5%	40-109	51.2%	35-100	0
3SED5-A	89.2%	34-141	51.8%	38-102	0
3SED5-A MS	107%	34-141	58.4%	38-102	0
3SED5-A MSD	112%	34-141	61.0%	38-102	0
3SED5-B	82.5%	34-141	52.2%	38-102	0
3SED5-C	92.8%	34-141	57.2%	38-102	0
3SED10-A	87.8%	34-141	55.5%	38-102	0
3SED10-B	86.0%	34-141	55.5%	38-102	0
3SED10-C	110%	34-141	64.5%	38-102	0

Low Level PSDDA Control Limits
Prep Method: SW3550B
Log Number Range: 09-12942 to 09-12950

ORGANICS ANALYSIS DATA SHEET
PSDDA PCB by GC/ECD
 Page 1 of 1

Sample ID: 3SED5-A
MS/MSD

Lab Sample ID: PB63D
 LIMS ID: 09-12945
 Matrix: Sediment
 Data Release Authorized: 
 Reported: 06/22/09

QC Report No: PB63-ENVIROMENTAL SCIENCE CORP.
 Project: JELD-WEN NORD DOOR
 008.0228.00017
 Date Sampled: 06/05/09
 Date Received: 06/05/09

Date Extracted MS/MSD: 06/12/09
 Date Analyzed MS: 06/19/09 03:04
 MSD: 06/19/09 03:21
 Instrument/Analyst MS: ECD5/PKC
 MSD: ECD5/PKC

Sample Amount MS: 25.8 g-dry-wt
 MSD: 25.8 g-dry-wt
 Final Extract Volume MS: 1.0 mL
 MSD: 1.0 mL
 Dilution Factor MS: 5.00
 MSD: 5.00
 Silica Gel: Yes

GPC Cleanup: No
 Sulfur Cleanup: Yes
 Acid Cleanup: Yes
 Florisil Cleanup: No

Percent Moisture: 17.0%

Analyte	Sample	MS	Spike Added-MS	MS Recovery	MSD	Spike Added-MSD	MSD Recovery	RPD
Aroclor 1016	< 3.9 U	12.0	19.4	61.9%	12.2	19.4	62.9%	1.7%
Aroclor 1260	4.1	17.1	19.4	67.0%	17.6	19.4	69.6%	2.9%

Results reported in $\mu\text{g}/\text{kg}$ (ppb)
 RPD calculated using sample concentrations per SW846.

ORGANICS ANALYSIS DATA SHEET

PSDDA PCB by GC/ECD

Page 1 of 1

Sample ID: 3SED5-A

MATRIX SPIKE

Lab Sample ID: PB63D

LIMS ID: 09-12945

Matrix: Sediment

Data Release Authorized: *B*

Reported: 06/22/09

QC Report No: PB63-ENVIROMENTAL SCIENCE CORP.

Project: JELD-WEN NORD DOOR

008.0228.00017

Date Sampled: 06/05/09

Date Received: 06/05/09

Date Extracted: 06/12/09

Date Analyzed: 06/19/09 03:04

Instrument/Analyst: ECD5/PKC

GPC Cleanup: No

Sulfur Cleanup: Yes

Acid Cleanup: Yes

Florisil Cleanup: No

Sample Amount: 25.8 g-dry-wt

Final Extract Volume: 1.0 mL

Dilution Factor: 5.00

Silica Gel: Yes

Percent Moisture: 17.0%

CAS Number	Analyte	RL	Result
12674-11-2	Aroclor 1016	3.9	---
53469-21-9	Aroclor 1242	3.9	< 3.9 U
12672-29-6	Aroclor 1248	3.9	< 3.9 U
11097-69-1	Aroclor 1254	3.9	< 3.9 U
11096-82-5	Aroclor 1260	3.9	---
11104-28-2	Aroclor 1221	3.9	< 3.9 U
11141-16-5	Aroclor 1232	3.9	< 3.9 U

Reported in $\mu\text{g}/\text{kg}$ (ppb)

PCB Surrogate Recovery

Decachlorobiphenyl	107%
Tetrachlorometaxylene	58.4%

ORGANICS ANALYSIS DATA SHEET
PSDDA PCB by GC/ECD
 Page 1 of 1

Sample ID: 3SED5-A
MATRIX SPIKE DUP

Lab Sample ID: PB63D
 LIMS ID: 09-12945
 Matrix: Sediment
 Data Release Authorized: *AB*
 Reported: 06/22/09

QC Report No: PB63-ENVIRONMENTAL SCIENCE CORP.
 Project: JELD-WEN NORD DOOR
 008.0228.00017
 Date Sampled: 06/05/09
 Date Received: 06/05/09

Date Extracted: 06/12/09
 Date Analyzed: 06/19/09 03:21
 Instrument/Analyst: ECD5/PKC
 GPC Cleanup: No
 Sulfur Cleanup: Yes
 Acid Cleanup: Yes
 Florisil Cleanup: No

Sample Amount: 25.8 g-dry-wt
 Final Extract Volume: 1.0 mL
 Dilution Factor: 5.00
 Silica Gel: Yes
 Percent Moisture: 17.0%

CAS Number	Analyte	RL	Result
12674-11-2	Aroclor 1016	3.9	---
53469-21-9	Aroclor 1242	3.9	< 3.9 U
12672-29-6	Aroclor 1248	3.9	< 3.9 U
11097-69-1	Aroclor 1254	3.9	< 3.9 U
11096-82-5	Aroclor 1260	3.9	---
11104-28-2	Aroclor 1221	3.9	< 3.9 U
11141-16-5	Aroclor 1232	3.9	< 3.9 U

Reported in $\mu\text{g}/\text{kg}$ (ppb)

PCB Surrogate Recovery

Decachlorobiphenyl	112%
Tetrachlorometaxylene	61.0%

ORGANICS ANALYSIS DATA SHEET

PSDDA PCB by GC/ECD

Page 1 of 1

Sample ID: LCS-061209

LAB CONTROL

Lab Sample ID: LCS-061209

LIMS ID: 09-12945

Matrix: Sediment

Data Release Authorized: *AB*

Reported: 06/22/09

QC Report No: PB63-ENVIROMENTAL SCIENCE CORP.

Project: JELD-WEN NORD DOOR

008.0228.00017

Date Sampled: NA

Date Received: NA

Date Extracted: 06/12/09

Date Analyzed: 06/19/09 01:38

Instrument/Analyst: ECD5/PKC

GPC Cleanup: No

Sulfur Cleanup: Yes

Acid Cleanup: Yes

Florisil Cleanup: No

Sample Amount: 25.0 g-dry-wt

Final Extract Volume: 1.0 mL

Dilution Factor: 1.00

Silica Gel: Yes

Percent Moisture: NA

Analyte	Lab Control	Spike Added	Recovery
Aroclor 1016	12.1	20.0	60.5%
Aroclor 1260	16.4	20.0	82.0%

PCB Surrogate Recovery

Decachlorobiphenyl	75.5%
Tetrachlorometaxylene	51.2%

Results reported in $\mu\text{g}/\text{kg}$ (ppb)

4
PCB METHOD BLANK SUMMARY

BLANK NO.

PB63MBS1

Lab Name: ANALYTICAL RESOURCES, INC

Client: ESC

ARI Job No.: PB63

Project: JELD-WEN NORD DOOR

Lab Sample ID: PB63MBS1

Lab File ID: 0617B146

Date Extracted: 06/12/09

Matrix: SOLID

Date Analyzed: 06/19/09

Instrument ID: ECD5

Time Analyzed: 0120

GC Columns: ZB5/ZB35

THIS METHOD BLANK APPLIES TO THE FOLLOWING SAMPLES, MS and MSD:

	CLIENT SAMPLE NO.	LAB SAMPLE ID	DATE ANALYZED
01	3SED8-A	PB63A	06/19/09
02	3SED8-B	PB63B	06/19/09
03	3SED8-C	PB63C	06/19/09
04	3SED5-A	PB63D	06/19/09
05	3SED5-A MS	PB63DMS	06/19/09
06	3SED5-A MSD	PB63DMSD	06/19/09
07	3SED5-B	PB63E	06/19/09
08	3SED5-C	PB63F	06/19/09
09	3SED10-A	PB63G	06/19/09
10	3SED10-B	PB63H	06/19/09
11	3SED10-C	PB63I	06/19/09

ALL RUNS ARE DUAL COLUMN

ORGANICS ANALYSIS DATA SHEET

PSDDA PCB by GC/ECD

Page 1 of 1


Sample ID: MB-061209

METHOD BLANK

Lab Sample ID: MB-061209

LIMS ID: 09-12945

Matrix: Sediment

Data Release Authorized: 

Reported: 06/22/09

QC Report No: PB63-ENVIROMENTAL SCIENCE CORP.

Project: JELD-WEN NORD DOOR

008.0228.00017

Date Sampled: NA

Date Received: NA

Date Extracted: 06/12/09

Date Analyzed: 06/19/09 01:20

Instrument/Analyst: ECD5/PKC

GPC Cleanup: No

Sulfur Cleanup: Yes

Acid Cleanup: Yes

Florisil Cleanup: No

Sample Amount: 25.0 g

Final Extract Volume: 1.0 mL

Dilution Factor: 1.00

Silica Gel: Yes

Percent Moisture: NA

CAS Number	Analyte	RL	Result
12674-11-2	Aroclor 1016	0.8	< 0.8 U
53469-21-9	Aroclor 1242	0.8	< 0.8 U
12672-29-6	Aroclor 1248	0.8	< 0.8 U
11097-69-1	Aroclor 1254	0.8	< 0.8 U
11096-82-5	Aroclor 1260	0.8	< 0.8 U
11104-28-2	Aroclor 1221	0.8	< 0.8 U
11141-16-5	Aroclor 1232	0.8	< 0.8 U

Reported in $\mu\text{g}/\text{kg}$ (ppb)

PCB Surrogate Recovery

Decachlorobiphenyl	64.8%
Tetrachlorometaxylene	44.0%

METALS ANALYSIS

INORGANICS ANALYSIS DATA SHEET

TOTAL METALS

Page 1 of 1


Sample ID: 3SED8-A

SAMPLE

Lab Sample ID: PB63A

LIMS ID: 09-12942

Matrix: Sediment

Data Release Authorized: 

Reported: 06/17/09

QC Report No: PB63-ENVIROMENTAL SCIENCE CORP.

Project: JELD-WEN NORD DOOR

008.0228.00017

Date Sampled: 06/05/09

Date Received: 06/05/09

Percent Total Solids: 64.1%

Prep Meth	Prep Date	Analysis Method	Analysis Date	CAS Number	Analyte	RL	mg/kg-dry	Q
3050B	06/10/09	6010B	06/12/09	7440-38-2	Arsenic	8	17	
3050B	06/10/09	6010B	06/12/09	7440-43-9	Cadmium	0.3	0.3	U
3050B	06/10/09	6010B	06/12/09	7440-47-3	Chromium	0.8	66.3	
3050B	06/10/09	6010B	06/12/09	7440-50-8	Copper	0.3	47.6	
3050B	06/10/09	6010B	06/12/09	7439-92-1	Lead	3	21	
CLP	06/10/09	7471A	06/12/09	7439-97-6	Mercury	0.04	0.10	
3050B	06/10/09	6010B	06/12/09	7440-22-4	Silver	0.5	0.5	U
3050B	06/10/09	6010B	06/12/09	7440-66-6	Zinc	2	94	

U-Analyte undetected at given RL

RL-Reporting Limit

INORGANICS ANALYSIS DATA SHEET

TOTAL METALS

Page 1 of 1

Sample ID: 3SED8-B
SAMPLE

Lab Sample ID: PB63B

LIMS ID: 09-12943

Matrix: Sediment

Data Release Authorized: 

Reported: 06/17/09

QC Report No: PB63-ENVIRONMENTAL SCIENCE CORP.

Project: JELD-WEN NORD DOOR

008.0228.00017

Date Sampled: 06/05/09

Date Received: 06/05/09

Percent Total Solids: 41.5%

Prep Meth	Prep Date	Analysis Method	Analysis Date	CAS Number	Analyte	RL	mg/kg-dry	Q
3050B	06/10/09	6010B	06/12/09	7440-38-2	Arsenic	10	20	
3050B	06/10/09	6010B	06/12/09	7440-43-9	Cadmium	0.4	0.4	U
3050B	06/10/09	6010B	06/12/09	7440-47-3	Chromium	1	55	
3050B	06/10/09	6010B	06/12/09	7440-50-8	Copper	0.4	55.1	
3050B	06/10/09	6010B	06/12/09	7439-92-1	Lead	4	10	
CLP	06/10/09	7471A	06/12/09	7439-97-6	Mercury	0.04	0.10	
3050B	06/10/09	6010B	06/12/09	7440-22-4	Silver	0.7	0.7	U
3050B	06/10/09	6010B	06/12/09	7440-66-6	Zinc	2	214	

U-Analyte undetected at given RL

RL-Reporting Limit

INORGANICS ANALYSIS DATA SHEET

TOTAL METALS


Page 1 of 1

Sample ID: 3SED8-C
SAMPLE

Lab Sample ID: PB63C

LIMS ID: 09-12944

Matrix: Sediment

Data Release Authorized: 

Reported: 06/17/09

QC Report No: PB63-ENVIRONMENTAL SCIENCE CORP.

Project: JELD-WEN NORD DOOR

008.0228.00017

Date Sampled: 06/05/09

Date Received: 06/05/09

Percent Total Solids 47.0%

Prep Meth	Prep Date	Analysis Method	Analysis Date	CAS Number	Analyte	RL	mg/kg-dry	Q
3050B	06/10/09	6010B	06/12/09	7440-38-2	Arsenic	10	20	
3050B	06/10/09	6010B	06/12/09	7440-43-9	Cadmium	0.4	0.4	U
3050B	06/10/09	6010B	06/12/09	7440-47-3	Chromium	1	66	
3050B	06/10/09	6010B	06/12/09	7440-50-8	Copper	0.4	63.2	
3050B	06/10/09	6010B	06/12/09	7439-92-1	Lead	4	13	
CLP	06/10/09	7471A	06/12/09	7439-97-6	Mercury	0.04	0.11	
3050B	06/10/09	6010B	06/12/09	7440-22-4	Silver	0.6	0.6	U
3050B	06/10/09	6010B	06/12/09	7440-66-6	Zinc	2	98	

U-Analyte undetected at given RL

RL-Reporting Limit

INORGANICS ANALYSIS DATA SHEET

TOTAL METALS

Page 1 of 1

Sample ID: 3SED5-A
SAMPLE

Lab Sample ID: PB63D

LIMS ID: 09-12945

Matrix: Sediment

Data Release Authorized: 

Reported: 06/17/09

QC Report No: PB63-ENVIRONMENTAL SCIENCE CORP.

Project: JELD-WEN NORD DOOR

008.0228.00017

Date Sampled: 06/05/09

Date Received: 06/05/09

Percent Total Solids: 78.8%

Prep Meth	Prep Date	Analysis Method	Analysis Date	CAS Number	Analyte	RL	mg/kg-dry	Q
3050B	06/10/09	6010B	06/12/09	7440-38-2	Arsenic	6	10	
3050B	06/10/09	6010B	06/12/09	7440-43-9	Cadmium	0.2	0.2	U
3050B	06/10/09	6010B	06/12/09	7440-47-3	Chromium	0.6	26.6	
3050B	06/10/09	6010B	06/12/09	7440-50-8	Copper	0.2	19.5	
3050B	06/10/09	6010B	06/12/09	7439-92-1	Lead	2	12	
CLP	06/10/09	7471A	06/12/09	7439-97-6	Mercury	0.03	0.03	U
3050B	06/10/09	6010B	06/12/09	7440-22-4	Silver	0.4	0.4	U
3050B	06/10/09	6010B	06/12/09	7440-66-6	Zinc	1	55	

U-Analyte undetected at given RL
RL-Reporting Limit

INORGANICS ANALYSIS DATA SHEET

TOTAL METALS


Page 1 of 1

Sample ID: 3SED5-B
SAMPLE

Lab Sample ID: PB63E

LIMS ID: 09-12946

Matrix: Sediment

Data Release Authorized: 

Reported: 06/17/09

QC Report No: PB63-ENVIRONMENTAL SCIENCE CORP.

Project: JELD-WEN NORD DOOR

008.0228.00017

Date Sampled: 06/05/09

Date Received: 06/05/09

Percent Total Solids: 68.2%

Prep Meth	Prep Date	Analysis Method	Analysis Date	CAS Number	Analyte	RL	mg/kg-dry	Q
3050B	06/10/09	6010B	06/12/09	7440-38-2	Arsenic	7	16	
3050B	06/10/09	6010B	06/12/09	7440-43-9	Cadmium	0.3	0.3	U
3050B	06/10/09	6010B	06/12/09	7440-47-3	Chromium	0.7	39.8	
3050B	06/10/09	6010B	06/12/09	7440-50-8	Copper	0.3	31.5	
3050B	06/10/09	6010B	06/12/09	7439-92-1	Lead	3	5	
CLP	06/10/09	7471A	06/12/09	7439-97-6	Mercury	0.03	0.05	
3050B	06/10/09	6010B	06/12/09	7440-22-4	Silver	0.4	0.4	U
3050B	06/10/09	6010B	06/12/09	7440-66-6	Zinc	1	55	

U-Analyte undetected at given RL
RL-Reporting Limit

INORGANICS ANALYSIS DATA SHEET

TOTAL METALS


Page 1 of 1

Sample ID: 3SED5-C
SAMPLE

Lab Sample ID: PB63F

LIMS ID: 09-12947

Matrix: Sediment

Data Release Authorized: 

Reported: 06/17/09

QC Report No: PB63-ENVIRONMENTAL SCIENCE CORP.

Project: JELD-WEN NORD DOOR

008.0228.00017

Date Sampled: 06/05/09

Date Received: 06/05/09

Percent Total Solids: 64.0%

Prep Meth	Prep Date	Analysis Method	Analysis Date	CAS Number	Analyte	RL	mg/kg-dry	Q
3050B	06/10/09	6010B	06/12/09	7440-38-2	Arsenic	8	18	
3050B	06/10/09	6010B	06/12/09	7440-43-9	Cadmium	0.3	0.3	U
3050B	06/10/09	6010B	06/12/09	7440-47-3	Chromium	0.8	42.4	
3050B	06/10/09	6010B	06/12/09	7440-50-8	Copper	0.3	34.2	
3050B	06/10/09	6010B	06/12/09	7439-92-1	Lead	3	7	
CLP	06/10/09	7471A	06/12/09	7439-97-6	Mercury	0.03	0.05	
3050B	06/10/09	6010B	06/12/09	7440-22-4	Silver	0.5	0.5	U
3050B	06/10/09	6010B	06/12/09	7440-66-6	Zinc	2	60	

U-Analyte undetected at given RL

RL-Reporting Limit

INORGANICS ANALYSIS DATA SHEET

TOTAL METALS


Page 1 of 1

Sample ID: 3SED10-A
SAMPLE

Lab Sample ID: PB63G

LIMS ID: 09-12948

Matrix: Sediment

Data Release Authorized: 

Reported: 06/17/09

QC Report No: PB63-ENVIRONMENTAL SCIENCE CORP.

Project: JELD-WEN NORD DOOR

008.0228.00017

Date Sampled: 06/05/09

Date Received: 06/05/09

Percent Total Solids: 84.0%

Prep Meth	Prep Date	Analysis Method	Analysis Date	CAS Number	Analyte	RL	mg/kg-dry	Q
3050B	06/10/09	6010B	06/12/09	7440-38-2	Arsenic	6	13	
3050B	06/10/09	6010B	06/12/09	7440-43-9	Cadmium	0.2	0.2	U
3050B	06/10/09	6010B	06/12/09	7440-47-3	Chromium	0.6	28.5	
3050B	06/10/09	6010B	06/12/09	7440-50-8	Copper	0.2	20.5	
3050B	06/10/09	6010B	06/12/09	7439-92-1	Lead	2	9	
CLP	06/10/09	7471A	06/12/09	7439-97-6	Mercury	0.03	0.03	U
3050B	06/10/09	6010B	06/12/09	7440-22-4	Silver	0.3	0.3	U
3050B	06/10/09	6010B	06/12/09	7440-66-6	Zinc	1	46	

U-Analyte undetected at given RL
RL-Reporting Limit

INORGANICS ANALYSIS DATA SHEET

TOTAL METALS


Page 1 of 1

Sample ID: 3SED10-B
SAMPLE

Lab Sample ID: PB63H

LIMS ID: 09-12949

Matrix: Sediment

Data Release Authorized: 

Reported: 06/17/09

QC Report No: PB63-ENVIRONMENTAL SCIENCE CORP.

Project: JELD-WEN NORD DOOR

008.0228.00017

Date Sampled: 06/05/09

Date Received: 06/05/09

Percent Total Solids: 53.7%

Prep Meth	Prep Date	Analysis Method	Analysis Date	CAS Number	Analyte	RL	mg/kg-dry	Q
3050B	06/10/09	6010B	06/12/09	7440-38-2	Arsenic	9	21	
3050B	06/10/09	6010B	06/12/09	7440-43-9	Cadmium	0.4	0.4	U
3050B	06/10/09	6010B	06/12/09	7440-47-3	Chromium	0.9	54.7	
3050B	06/10/09	6010B	06/12/09	7440-50-8	Copper	0.4	61.9	
3050B	06/10/09	6010B	06/12/09	7439-92-1	Lead	4	15	
CLP	06/10/09	7471A	06/12/09	7439-97-6	Mercury	0.04	0.09	
3050B	06/10/09	6010B	06/12/09	7440-22-4	Silver	0.5	0.5	U
3050B	06/10/09	6010B	06/12/09	7440-66-6	Zinc	2	98	

U-Analyte undetected at given RL

RL-Reporting Limit

INORGANICS ANALYSIS DATA SHEET

TOTAL METALS


Page 1 of 1

Sample ID: 3SED10-C
SAMPLE

Lab Sample ID: PB63I

LIMS ID: 09-12950

Matrix: Sediment

Data Release Authorized: 

Reported: 06/17/09

QC Report No: PB63-ENVIROMENTAL SCIENCE CORP.

Project: JELD-WEN NORD DOOR

008.0228.00017

Date Sampled: 06/05/09

Date Received: 06/05/09

Percent Total Solids: 60.7%

Prep Meth	Prep Date	Analysis Method	Analysis Date	CAS Number	Analyte	RL	mg/kg-dry	Q
3050B	06/10/09	6010B	06/16/09	7440-38-2	Arsenic	20	40	
3050B	06/10/09	6010B	06/16/09	7440-43-9	Cadmium	0.8	0.8	U
3050B	06/10/09	6010B	06/16/09	7440-47-3	Chromium	2	66	
3050B	06/10/09	6010B	06/16/09	7440-50-8	Copper	0.8	89.7	
3050B	06/10/09	6010B	06/16/09	7439-92-1	Lead	8	31	
CLP	06/10/09	7471A	06/12/09	7439-97-6	Mercury	0.03	0.11	
3050B	06/10/09	6010B	06/16/09	7440-22-4	Silver	1	1	U
3050B	06/10/09	6010B	06/16/09	7440-66-6	Zinc	4	119	

U-Analyte undetected at given RL

RL-Reporting Limit

INORGANICS ANALYSIS DATA SHEET

TOTAL METALS

Page 1 of 1


Sample ID: 3SED8-A

MATRIX SPIKE

Lab Sample ID: PB63A

LIMS ID: 09-12942

Matrix: Sediment

Data Release Authorized: 

Reported: 06/17/09

QC Report No: PB63-ENVIRONMENTAL SCIENCE CORP.

Project: JELD-WEN NORD DOOR

008.0228.00017

Date Sampled: 06/05/09

Date Received: 06/05/09

MATRIX SPIKE QUALITY CONTROL REPORT

Analyte	Analysis Method	Sample	Spike	Spike Added	% Recovery	Q
Arsenic	6010B	17	314	303	98.0%	
Cadmium	6010B	0.3 U	74.1	75.6	98.0%	
Chromium	6010B	66.3	137	75.6	93.5%	
Copper	6010B	47.6	148	75.6	133%	N
Lead	6010B	21	304	303	93.4%	
Mercury	7471A	0.10	0.47	0.370	100%	
Silver	6010B	0.5 U	74.5	75.6	98.5%	
Zinc	6010B	94	171	75.6	102%	

Reported in mg/kg-dry

N-Control Limit Not Met

H-% Recovery Not Applicable, Sample Concentration Too High

NA-Not Applicable, Analyte Not Spiked

Percent Recovery Limits: 75-125%

INORGANICS ANALYSIS DATA SHEET

TOTAL METALS


Page 1 of 1

Sample ID: 3SED8-A
DUPLICATE

Lab Sample ID: PB63A

LIMS ID: 09-12942

Matrix: Sediment

Data Release Authorized: 

Reported: 06/17/09

QC Report No: PB63-ENVIRONMENTAL SCIENCE CORP.

Project: JELD-WEN NORD DOOR

008.0228.00017

Date Sampled: 06/05/09

Date Received: 06/05/09

MATRIX DUPLICATE QUALITY CONTROL REPORT

Analyte	Analysis Method	Sample	Duplicate	RPD	Control Limit	Q
Arsenic	6010B	17	18	5.7%	+/- 8	L
Cadmium	6010B	0.3 U	0.3 U	0.0%	+/- 0.3	L
Chromium	6010B	66.3	58.2	13.0%	+/- 20%	
Copper	6010B	47.6	47.0	1.3%	+/- 20%	
Lead	6010B	21	18	15.4%	+/- 20%	
Mercury	7471A	0.10	0.13	26.1%	+/- 0.04	L
Silver	6010B	0.5 U	0.5 U	0.0%	+/- 0.5	L
Zinc	6010B	94	95	1.1%	+/- 20%	

Reported in mg/kg-dry

*-Control Limit Not Met

L-RPD Invalid, Limit = Detection Limit

INORGANICS ANALYSIS DATA SHEET

TOTAL METALS


Page 1 of 1

Sample ID: LAB CONTROL

Lab Sample ID: PB63LCS

LIMS ID: 09-12943

Matrix: Sediment

Data Release Authorized: 

Reported: 06/17/09

QC Report No: PB63-ENVIROMENTAL SCIENCE CORP.

Project: JELD-WEN NORD DOOR

008.0228.00017

Date Sampled: NA

Date Received: NA

BLANK SPIKE QUALITY CONTROL REPORT

Analyte	Analysis Method	Spike Found	Spike Added	% Recovery	Q
Arsenic	6010B	207	200	104%	
Cadmium	6010B	50.0	50.0	100%	
Chromium	6010B	50.6	50.0	101%	
Copper	6010B	48.8	50.0	97.6%	
Lead	6010B	195	200	97.5%	
Mercury	7471A	0.53	0.50	106%	
Silver	6010B	50.8	50.0	102%	
Zinc	6010B	49	50	98.0%	

Reported in mg/kg-dry

N-Control limit not met

NA-Not Applicable, Analyte Not Spiked

Control Limits: 80-120%

INORGANICS ANALYSIS DATA SHEET

TOTAL METALS


Page 1 of 1

Sample ID: METHOD BLANK

Lab Sample ID: PB63MB

LIMS ID: 09-12943

Matrix: Sediment

Data Release Authorized: 

Reported: 06/17/09

QC Report No: PB63-ENVIROMENTAL SCIENCE CORP.

Project: JELD-WEN NORD DOOR

008.0228.00017

Date Sampled: NA

Date Received: NA

Percent Total Solids: NA

Prep Meth	Prep Date	Analysis Method	Analysis Date	CAS Number	Analyte	RL	mg/kg-dry	Q
3050B	06/10/09	6010B	06/12/09	7440-38-2	Arsenic	5	5	U
3050B	06/10/09	6010B	06/12/09	7440-43-9	Cadmium	0.2	0.2	U
3050B	06/10/09	6010B	06/12/09	7440-47-3	Chromium	0.5	0.5	U
3050B	06/10/09	6010B	06/12/09	7440-50-8	Copper	0.2	0.2	U
3050B	06/10/09	6010B	06/12/09	7439-92-1	Lead	2	2	U
CLP	06/10/09	7471A	06/12/09	7439-97-6	Mercury	0.02	0.02	U
3050B	06/10/09	6010B	06/12/09	7440-22-4	Silver	0.3	0.3	U
3050B	06/10/09	6010B	06/12/09	7440-66-6	Zinc	1	1	U


U-Analyte undetected at given RL

RL-Reporting Limit

GENERAL CHEMISTRY ANALYSIS

SAMPLE RESULTS-CONVENTIONALS
PB63-ENVIROMENTAL SCIENCE CORP.



Matrix: Sediment
Data Release Authorized: 
Reported: 06/12/09

Project: JELD-WEN NORD DOOR
Event: 008.0228.00017
Date Sampled: 06/05/09
Date Received: 06/05/09

Client ID: 3SED8-A
ARI ID: 09-12942 PB63A

Analyte	Date	Method	Units	RL	Sample
Total Solids	06/08/09 060809#1	EPA 160.3	Percent	0.01	62.30
Preserved Total Solids	06/08/09 060809#1	EPA 160.3	Percent	0.01	57.10
Total Volatile Solids	06/08/09 060809#1	EPA 160.4	Percent	0.01	6.67
N-Ammonia	06/09/09 060909#1	EPA 350.1M	mg-N/kg	0.15	2.13
Sulfide	06/10/09 061009#1	EPA 376.2	mg/kg	17.3	132
Total Organic Carbon	06/11/09 061109#1	Plumb, 1981	Percent	0.020	4.88

RL Analytical reporting limit
U Undetected at reported detection limit

Ammonia determined on 2N KCl extracts.

SAMPLE RESULTS-CONVENTIONALS
PB63-ENVIROMENTAL SCIENCE CORP.



Matrix: Sediment
Data Release Authorized: *[Signature]*
Reported: 06/12/09

Project: JELD-WEN NORD DOOR
Event: 008.0228.00017
Date Sampled: 06/05/09
Date Received: 06/05/09

Client ID: 3SED8-B
ARI ID: 09-12943 PB63B

Analyte	Date	Method	Units	RL	Sample
Total Solids	06/08/09 060809#1	EPA 160.3	Percent	0.01	40.00
Preserved Total Solids	06/08/09 060809#1	EPA 160.3	Percent	0.01	38.40
Total Volatile Solids	06/08/09 060809#1	EPA 160.4	Percent	0.01	10.53
N-Ammonia	06/09/09 060909#1	EPA 350.1M	mg-N/kg	0.23	10.5
Sulfide	06/10/09 061009#1	EPA 376.2	mg/kg	13.8	97.9
Total Organic Carbon	06/11/09 061109#1	Plumb,1981	Percent	0.020	4.14

RL Analytical reporting limit
U Undetected at reported detection limit

Ammonia determined on 2N KCl extracts.

SAMPLE RESULTS-CONVENTIONALS
PB63-ENVIROMENTAL SCIENCE CORP.



Matrix: Sediment
Data Release Authorized
Reported: 06/12/09

A handwritten signature in black ink, appearing to be 'WJ', is written over the 'Data Release Authorized' text.

Project: JELD-WEN NORD DOOR
Event: 008.0228.00017
Date Sampled: 06/05/09
Date Received: 06/05/09

Client ID: 3SED8-C
ARI ID: 09-12944 PB63C

Analyte	Date	Method	Units	RL	Sample
Total Solids	06/08/09 060809#1	EPA 160.3	Percent	0.01	48.30
Preserved Total Solids	06/08/09 060809#1	EPA 160.3	Percent	0.01	48.10
Total Volatile Solids	06/08/09 060809#1	EPA 160.4	Percent	0.01	8.45
N-Ammonia	06/09/09 060909#1	EPA 350.1M	mg-N/kg	0.21	7.81
Sulfide	06/10/09 061009#1	EPA 376.2	mg/kg	20.0	221
Total Organic Carbon	06/11/09 061109#1	Plumb, 1981	Percent	0.020	3.98

RL Analytical reporting limit
U Undetected at reported detection limit

Ammonia determined on 2N KCl extracts.

SAMPLE RESULTS-CONVENTIONALS
PB63-ENVIROMENTAL SCIENCE CORP.



Matrix: Sediment
Data Release Authorized
Reported: 06/12/09

Project: JELD-WEN NORD DOOR
Event: 008.0228.00017
Date Sampled: 06/05/09
Date Received: 06/05/09

Client ID: 3SED5-A
ARI ID: 09-12945 PB63D

Analyte	Date	Method	Units	RL	Sample
Total Solids	06/08/09 060809#1	EPA 160.3	Percent	0.01	82.50
Preserved Total Solids	06/08/09 060809#1	EPA 160.3	Percent	0.01	83.30
Total Volatile Solids	06/08/09 060809#1	EPA 160.4	Percent	0.01	3.21
N-Ammonia	06/09/09 060909#1	EPA 350.1M	mg-N/kg	0.12	0.80
Sulfide	06/10/09 061009#1	EPA 376.2	mg/kg	1.22	< 1.22 U
Total Organic Carbon	06/11/09 061109#1	Plumb, 1981	Percent	0.020	4.92

RL Analytical reporting limit
U Undetected at reported detection limit

Ammonia determined on 2N KCl extracts.

SAMPLE RESULTS-CONVENTIONALS
PB63-ENVIROMENTAL SCIENCE CORP.



Matrix: Sediment
Data Release Authorized
Reported: 06/12/09

Project: JELD-WEN NORD DOOR
Event: 008.0228.00017
Date Sampled: 06/05/09
Date Received: 06/05/09

Client ID: 3SED5-B
ARI ID: 09-12946 PB63E

Analyte	Date	Method	Units	RL	Sample
Total Solids	06/08/09 060809#1	EPA 160.3	Percent	0.01	68.70
Preserved Total Solids	06/08/09 060809#1	EPA 160.3	Percent	0.01	72.00
Total Volatile Solids	06/08/09 060809#1	EPA 160.4	Percent	0.01	3.97
N-Ammonia	06/09/09 060909#1	EPA 350.1M	mg-N/kg	0.14	4.01
Sulfide	06/10/09 061009#1	EPA 376.2	mg/kg	27.7	163
Total Organic Carbon	06/11/09 061109#1	Plumb, 1981	Percent	0.020	1.01

RL Analytical reporting limit
U Undetected at reported detection limit

Ammonia determined on 2N KCl extracts.

SAMPLE RESULTS-CONVENTIONALS
PB63-ENVIROMENTAL SCIENCE CORP.



Matrix: Sediment
Data Release Authorized: *[Signature]*
Reported: 06/12/09

Project: JELD-WEN NORD DOOR
Event: 008.0228.00017
Date Sampled: 06/05/09
Date Received: 06/05/09

Client ID: 3SED5-C
ARI ID: 09-12947 PB63F

Analyte	Date	Method	Units	RL	Sample
Total Solids	06/08/09 060809#1	EPA 160.3	Percent	0.01	60.40
Preserved Total Solids	06/08/09 060809#1	EPA 160.3	Percent	0.01	61.00
Total Volatile Solids	06/08/09 060809#1	EPA 160.4	Percent	0.01	4.50
N-Ammonia	06/09/09 060909#1	EPA 350.1M	mg-N/kg	0.15	4.25
Sulfide	06/10/09 061009#1	EPA 376.2	mg/kg	1.70	12.4
Total Organic Carbon	06/11/09 061109#1	Plumb, 1981	Percent	0.020	1.29

RL Analytical reporting limit
U Undetected at reported detection limit

Ammonia determined on 2N KCl extracts.

SAMPLE RESULTS-CONVENTIONALS
PB63-ENVIROMENTAL SCIENCE CORP.



Matrix: Sediment
Data Release Authorized: *[Signature]*
Reported: 06/12/09

Project: JELD-WEN NORD DOOR
Event: 008.0228.00017
Date Sampled: 06/05/09
Date Received: 06/05/09

Client ID: 3SED10-A
ARI ID: 09-12948 PB63G


Analyte	Date	Method	Units	RL	Sample
Total Solids	06/08/09 060809#1	EPA 160.3	Percent	0.01	86.20
Preserved Total Solids	06/08/09 060809#1	EPA 160.3	Percent	0.01	85.40
Total Volatile Solids	06/08/09 060809#1	EPA 160.4	Percent	0.01	1.69
N-Ammonia	06/09/09 060909#1	EPA 350.1M	mg-N/kg	0.11	0.50
Sulfide	06/10/09 061009#1	EPA 376.2	mg/kg	1.16	< 1.16 U
Total Organic Carbon	06/11/09 061109#1	Plumb, 1981	Percent	0.020	0.713

RL Analytical reporting limit
U Undetected at reported detection limit

Ammonia determined on 2N KCl extracts.

SAMPLE RESULTS-CONVENTIONALS
PB63-ENVIROMENTAL SCIENCE CORP.



Matrix: Sediment
Data Release Authorized: 
Reported: 06/12/09

Project: JELD-WEN NORD DOOR
Event: 008.0228.00017
Date Sampled: 06/05/09
Date Received: 06/05/09

Client ID: 3SED10-B
ARI ID: 09-12949 PB63H

Analyte	Date	Method	Units	RL	Sample
Total Solids	06/08/09 060809#1	EPA 160.3	Percent	0.01	54.20
Preserved Total Solids	06/08/09 060809#1	EPA 160.3	Percent	0.01	51.30
Total Volatile Solids	06/08/09 060809#1	EPA 160.4	Percent	0.01	7.77
N-Ammonia	06/09/09 060909#1	EPA 350.1M	mg-N/kg	0.35	20.9
Sulfide	06/10/09 061009#1	EPA 376.2	mg/kg	1.93	29.6
Total Organic Carbon	06/11/09 061109#1	Plumb,1981	Percent	0.020	0.952

RL Analytical reporting limit
U Undetected at reported detection limit

Ammonia determined on 2N KCl extracts.

SAMPLE RESULTS-CONVENTIONALS
PB63-ENVIROMENTAL SCIENCE CORP.



Matrix: Sediment
Data Release Authorized
Reported: 06/12/09

A handwritten signature or initials, possibly 'W', written in black ink over the 'Data Release Authorized' text.

Project: JELD-WEN NORD DOOR
Event: 008.0228.00017
Date Sampled: 06/05/09
Date Received: 06/05/09

Client ID: 3SED10-C
ARI ID: 09-12950 PB63I


Analyte	Date	Method	Units	RL	Sample
Total Solids	06/08/09 060809#1	EPA 160.3	Percent	0.01	62.30
Preserved Total Solids	06/08/09 060809#1	EPA 160.3	Percent	0.01	58.60
Total Volatile Solids	06/08/09 060809#1	EPA 160.4	Percent	0.01	7.14
N-Ammonia	06/09/09 060909#1	EPA 350.1M	mg-N/kg	0.15	2.57
Sulfide	06/10/09 061009#1	EPA 376.2	mg/kg	1.69	7.75
Total Organic Carbon	06/11/09 061109#1	Plumb,1981	Percent	0.020	1.83

RL Analytical reporting limit
U Undetected at reported detection limit

Ammonia determined on 2N KCl extracts.

MS/MSD RESULTS-CONVENTIONALS
PB63-ENVIROMENTAL SCIENCE CORP.




Matrix: Sediment
Data Release Authorized: 
Reported: 06/12/09

Project: JELD-WEN NORD DOOR
Event: 008.0228.00017
Date Sampled: 06/05/09
Date Received: 06/05/09

Analyte	Date	Units	Sample	Spike	Spike Added	Recovery
ARI ID: PB63A Client ID: 3SED8-A						
Sulfide	06/10/09	mg/kg	132	282	184	81.5%
Total Organic Carbon	06/11/09	Percent	4.88	10.3	5.57	97.4%

REPLICATE RESULTS-CONVENTIONALS
PB63-ENVIROMENTAL SCIENCE CORP.



Matrix: Sediment
Data Release Authorized: 
Reported: 06/12/09

Project: JELD-WEN NORD DOOR
Event: 008.0228.00017
Date Sampled: 06/05/09
Date Received: 06/05/09

Analyte	Date	Units	Sample	Replicate(s)	RPD/RSD
ARI ID: PB63A Client ID: 3SED8-A					
Total Solids	06/08/09	Percent	62.30	62.70 61.60	0.9%
Preserved Total Solids	06/08/09	Percent	57.10	60.40 55.80	4.1%
Total Volatile Solids	06/08/09	Percent	6.67	7.11 6.86	3.2%
Sulfide	06/10/09	mg/kg	132	119	10.4%
Total Organic Carbon	06/11/09	Percent	4.88	4.50 4.51	4.7%

LAB CONTROL RESULTS-CONVENTIONALS
PB63-ENVIROMENTAL SCIENCE CORP.



Matrix: Sediment
Data Release Authorized *[Signature]*
Reported: 06/12/09

Project: JELD-WEN NORD DOOR
Event: 008.0228.00017
Date Sampled: NA
Date Received: NA

Analyte	Date	Units	LCS	Spike Added	Recovery
Sulfide	06/10/09	mg/kg	55.6	53.3	104.3%
Total Organic Carbon	06/11/09	Percent	0.488	0.500	97.6%

METHOD BLANK RESULTS-CONVENTIONALS
PB63-ENVIROMENTAL SCIENCE CORP.




Matrix: Sediment
Data Release Authorized *OK*
Reported: 06/12/09

Project: JELD-WEN NORD DOOR
Event: 008.0228.00017
Date Sampled: NA
Date Received: NA

Analyte	Date	Units	Blank
Total Solids	06/08/09	Percent	< 0.01 U
Preserved Total Solids	06/08/09	Percent	< 0.01 U
Total Volatile Solids	06/08/09	Percent	< 0.01 U
N-Ammonia	06/09/09	mg-N/kg	< 0.10 U
Sulfide	06/10/09	mg/kg	< 1.00 U
Total Organic Carbon	06/11/09	Percent	< 0.020 U

STANDARD REFERENCE RESULTS-CONVENTIONALS
PB63-ENVIROMENTAL SCIENCE CORP.



Matrix: Sediment
Data Release Authorized 
Reported: 06/12/09

Project: JELD-WEN NORD DOOR
Event: 008.0228.00017
Date Sampled: NA
Date Received: NA

Analyte/SRM ID	Date	Units	SRM	True Value	Recovery
N-Ammonia SPEX 28-24AS	06/09/09	mg-N/kg	102	100	102.0%
Total Organic Carbon NIST #8704	06/11/09	Percent	3.07	3.35	91.6%

GEOTECHNICAL ANALYSIS

Environmental Science Corp.
JELD-WEN NORD DOOR

Apparent Grain Size Distribution Summary
Percent Finer Than Indicated Size

Sample No.	Gravel			Very Coarse Sand	Coarse Sand	Medium Sand	Fine Sand	Very Fine Sand	Silt					Clay					
	-3	-2	-1						0	1	2	3	4	5	6	7	8	9	10
Phi Size																			
Sieve Size (microns)	3/8"	#4 (4750)	#10 (2000)	#18 (1000)	#35 (500)	#60 (250)	#120 (125)	#230 (63)											
3SED12-A	100.0	99.8	99.7	99.4	98.9	97.7	90.0	57.3	31.8	18.7	10.6	7.2	5.2	3.1					
	100.0	100.0	99.8	99.6	99.0	97.8	90.7	56.6	30.3	16.8	9.7	6.7	4.9	2.9					
	100.0	99.9	99.8	99.4	98.8	98.0	91.5	58.0	31.9	18.8	10.4	7.3	5.1	3.1					
3SED8-A	100.0	92.8	86.6	79.6	67.9	49.4	42.5	40.9	37.9	29.9	20.1	11.9	7.5	4.8					
3SED8-B	100.0	100.0	99.6	99.4	99.1	98.8	98.5	98.0	92.9	65.9	37.1	20.6	14.8	10.0					
3SED8-C	100.0	99.3	97.8	94.8	87.9	78.7	75.1	73.9	69.4	52.2	31.4	18.8	13.2	8.5					
3SED5-A	100.0	71.0	60.9	50.9	34.1	15.9	8.5	6.8	3.6	2.7	1.9	1.4	0.9	0.6					
3SED5-B	100.0	86.8	78.0	72.2	66.0	56.8	51.6	45.1	26.2	15.8	10.2	7.0	5.2	3.5					
3SED5-C	100.0	95.8	93.9	90.8	85.4	74.1	65.6	55.2	33.3	20.1	12.8	8.7	6.5	4.3					
3SED10-A	100.0	56.9	49.9	42.9	28.1	11.5	5.3	4.2	2.5	2.0	1.4	0.8	0.5	0.3					
3SED10-B	100.0	98.6	97.8	95.3	92.8	89.8	85.9	79.0	62.6	40.9	26.4	16.2	10.2	6.9					
3SED10-C	100.0	95.0	86.0	80.0	76.8	70.7	64.8	58.5	45.0	30.4	20.3	13.4	9.3	6.0					

Notes to the Testing:

1. Organic matter was not removed prior to testing, thus the reported values are the "apparent" grain size distribution. See narrative for discussion of the testing.

Environmental Science Corp.
JELD-WEN NORD DOOR

Apparent Grain Size Distribution Summary
Percent Retained in Each Size Fraction

Sample No.	Gravel > #10 (2000)	Very Coarse Sand -1 to 0 (2000-1000)	Coarse Sand 0 to 1 (1000-500)	Medium Sand 1 to 2 (500-250)	Fine Sand 2 to 3 (250-125)	Very Fine Sand 3 to 4 (125-62)	Coarse Silt 4 to 5 (62.5-31.0)	Medium Silt 5 to 6 (31.0-15.6)	Fine Silt 6 to 7 (15.6-7.8)	Very Fine Silt 7 to 8 (7.8-3.9)	Clay			Total Fines <4 (<62)
											8 to 9 (3.9-2.0)	9 to 10 (2.0-1.0)	< 10	
Phi Size	> -1	-1 to 0	0 to 1	1 to 2	2 to 3	3 to 4	4 to 5	5 to 6	6 to 7	7 to 8	8 to 9	9 to 10	< 10	<4
Sieve Size (microns)	> #10 (2000)	10 to 18 (2000-1000)	18-35 (1000-500)	35-60 (500-250)	60-120 (250-125)	120-230 (125-62)	62.5-31.0	31.0-15.6	15.6-7.8	7.8-3.9	3.9-2.0	2.0-1.0	<1.0	<230 (<62)
3SED12-A	0.3	0.3	0.5	1.2	7.7	32.7	25.6	13.1	8.1	3.4	2.0	2.1	3.1	57.3
	0.2	0.3	0.6	1.2	7.1	34.1	26.4	13.5	7.1	3.0	1.9	2.0	2.9	56.6
	0.2	0.4	0.6	0.8	6.5	33.5	26.1	13.1	8.4	3.1	2.2	2.0	3.1	58.0
3SED8-A	13.4	7.0	11.7	18.5	6.9	1.6	3.0	8.0	9.8	8.2	4.4	2.7	4.8	40.9
3SED8-B	0.4	0.2	0.3	0.3	0.3	0.5	5.1	27.0	28.8	16.4	5.8	4.8	10.0	98.0
3SED8-C	2.2	3.1	6.9	9.1	3.7	1.2	4.5	17.2	20.8	12.6	5.6	4.7	8.5	73.9
3SED5-A	39.1	10.1	16.8	18.2	7.3	1.8	3.1	0.9	0.8	0.5	0.5	0.3	0.6	6.8
3SED5-B	22.0	5.8	6.2	9.2	5.2	6.5	19.0	10.4	5.7	3.2	1.8	1.7	3.5	45.1
3SED5-C	6.1	3.1	5.4	11.3	8.5	10.3	22.0	13.1	7.3	4.1	2.3	2.1	4.3	55.2
3SED10-A	50.1	7.0	14.8	16.6	6.3	1.1	1.7	0.5	0.6	0.5	0.4	0.2	0.3	4.2
3SED10-B	2.2	2.5	2.5	3.0	3.9	6.9	16.4	21.6	14.5	10.2	6.0	3.3	6.9	79.0
3SED10-C	14.0	5.9	3.2	6.1	6.0	6.3	13.5	14.6	10.1	6.9	4.1	3.3	6.0	58.5

Notes to the Testing:

1. Organic matter was not removed prior to testing, thus the reported values are the "apparent" grain size distribution. See narrative for discussion of the testing.

QA SUMMARY

Client:	Environmental Science Corp.	Client Project No.:	JELD-WEN NORD DOOR
ARI Trip, Sample ID:	PB35 O	Client Project Name:	0
Client Trip, Sample ID:	3SED12-A	Batch No.:	PB63-1
		Page:	1 of 1

Sample ID	Relative Standard Deviation, By Phi Size												
	-3	-2	-1	0	1	2	3	4	5	6	7	8	9
100.0	99.8	99.7	99.4	98.9	97.7	90.0	57.3	31.8	18.7	10.6	7.2	5.2	3.1
3SED12-A	100.0	99.8	99.6	99.0	97.8	90.7	56.6	30.3	16.8	9.7	6.7	4.9	2.9
100.0	99.9	99.8	99.4	98.8	98.0	91.5	58.0	31.9	18.8	10.4	7.3	5.1	3.1
AVE	99.90	99.78	99.43	98.88	97.81	90.74	57.33	31.30	18.07	10.23	7.09	5.06	3.02
STDEV	NA	0.09	0.07	0.11	0.08	0.16	0.68	0.88	1.14	0.48	0.31	0.18	0.11
%RSD	NA	0.09	0.07	0.11	0.08	0.16	1.18	2.82	6.29	4.71	4.44	3.58	3.69

The Triplicate Applies To The Following Samples

Client ID	Date Sampled	Date Extracted	Date Complete	QA Ratio (95-105)	Data Qualifiers	Pipette Portion (5.0-25.0g)
3SED12-A	6/3/2009	6/15/2009	6/19/2009	104.4		22.4
	6/3/2009	6/15/2009	6/19/2009	95.9		21.9
	6/3/2009	6/15/2009	6/19/2009	102.7		22.2
3SED8-A	6/5/2009	6/15/2009	6/23/2009	101.0		15.9
3SED8-B	6/5/2009	6/15/2009	6/23/2009	101.2		14.5
3SED8-C	6/5/2009	6/15/2009	6/23/2009	100.1		19.2
3SED5-A	6/5/2009	6/15/2009	6/23/2009	102.1		8.7
3SED5-B	6/5/2009	6/16/2009	6/23/2009	98.0		18.3
3SED5-C	6/5/2009	6/16/2009	6/23/2009	102.3		21.1
3SED10-A	6/5/2009	6/16/2009	6/23/2009	101.3		5.9
3SED10-B	6/5/2009	6/16/2009	6/23/2009	103.7		14.5
3SED10-C	6/5/2009	6/16/2009	6/23/2009	100.0		20.7

* ARI Internal QA limits = 95-105%

Notes to the Testing:

1. Organic matter was not removed prior to testing, thus the reported values are the "apparent" grain size distribution. See narrative for discussion of the testing.

TOTAL SOLIDS

Extractions Total Solids-exttts
Data By: Alex Choeng
Created: 6/ 8/09

Worklist: 373
Analyst: RVR
Comments:

	ARI ID CLIENT ID	Tare Wt (g)	Wet Wt (g)	Dry Wt (g)	% Solids	pH
1.	PB63A 09-12942 3SED8-A	1.19	12.74	8.26	61.2	NR
2.	PB63B 09-12943 3SED8-B	1.18	12.27	5.46	38.6	NR
3.	PB63C 09-12944 3SED8-C	1.16	12.36	6.64	48.9	NR
4.	PB63D 09-12945 3SED5-A	1.16	14.06	11.87	83.0	NR
5.	PB63E 09-12946 3SED5-B	1.18	12.19	8.33	64.9	NR
6.	PB63F 09-12947 3SED5-C	1.18	12.35	8.37	64.4	NR
7.	PB63G 09-12948 3SED10-A	1.17	12.46	10.78	85.1	NR
8.	PB63H 09-12949 3SED10-B	1.18	12.15	6.93	52.4	NR
9.	PB63I 09-12950 3SED10-C	1.15	13.92	8.85	60.3	NR

Solids Data Entry Report
Date: 06/11/09

Checked by: JKM Date: 6/11/09
Data Analyst: MH

Solids Determination performed on 06/10/09 by DM

JOB	SAMPLE	CLIENTID	TAREWEIGHT	SAMPDISH	DRYWEIGHT	SOLIDS
PB63	A	3SED8-A	0.984	10.396	7.018	64.11
PB63	B	3SED8-B	0.958	10.255	4.820	41.54
PB63	C	3SED8-C	0.975	10.885	5.632	46.99
PB63	D	3SED5-A	0.984	10.852	8.756	78.76
PB63	E	3SED5-B	0.970	10.612	7.547	68.21
PB63	F	3SED5-C	0.969	10.761	7.237	64.01
PB63	G	3SED10-A	1.008	10.349	8.856	84.02
PB63	H	3SED10-B	0.958	10.525	6.094	53.68
PB63	I	3SED10-C	0.972	10.967	7.040	60.71

Laboratory Data Package

prepared
for

ENVIROMENTAL SCIENCE CORP.

Project: JELD-WEN NORD DOOR, 008.0228.00017

ARI JOB NO: PB63

prepared
by

Analytical Resources, Inc.

Semivolatile Analysis
QC Summary Data

prepared
for

ENVIROMENTAL SCIENCE CORP.

Project: JELD-WEN NORD DOOR, 008.0228.00017

ARI JOB NO: PB63

prepared
by

Analytical Resources, Inc.

SW8270 SEMIVOLATILES SOIL/SEDIMENT SURROGATE RECOVERY SUMMARY

Matrix: Sediment

QC Report No: PB63-ENVIRONMENTAL SCIENCE CORP.
Project: JELD-WEN NORD DOOR
008.0228.00017

Client ID	NBZ	FBP	TPH	DCB	PHL	2FP	TBP	2CP	TOT	OUT
3SED8-A	57.2%	68.0%	68.4%	50.8%	63.2%	57.1%	76.5%	60.0%	0	
3SED8-B	47.2%	62.4%	58.8%	40.4%	53.6%	47.5%	69.9%	52.5%	0	
3SED8-C	54.8%	66.4%	60.0%	48.0%	60.0%	56.3%	73.9%	58.9%	0	
3SED5-A	64.7%	75.5%	60.2%	55.8%	68.5%	63.5%	71.2%	66.8%	0	
MB-061009	54.8%	58.8%	80.8%	52.4%	59.2%	55.7%	62.1%	55.5%	0	
LCS-061009	55.6%	60.4%	78.4%	54.0%	62.9%	55.5%	68.8%	57.9%	0	
3SED5-B	61.2%	72.4%	70.0%	54.0%	65.6%	63.5%	73.1%	65.1%	0	
3SED5-B MS	58.4%	69.2%	68.0%	54.0%	68.0%	61.3%	72.8%	64.5%	0	
3SED5-B MSD	58.4%	74.4%	75.2%	51.6%	70.1%	60.0%	77.3%	65.6%	0	
3SED5-C	61.6%	78.0%	87.2%	52.4%	62.9%	62.1%	72.5%	63.7%	0	
3SED10-A	60.4%	72.4%	88.0%	56.4%	61.9%	61.6%	67.7%	62.9%	0	
3SED10-A DL	57.5%	67.0%	91.8%	52.2%	61.8%	55.8%	65.8%	57.0%	0	
3SED10-B	53.6%	64.4%	71.2%	48.0%	57.1%	55.5%	69.1%	56.5%	0	
3SED10-C	59.6%	73.6%	72.0%	52.8%	61.6%	58.9%	72.3%	61.9%	0	

	LCS/MB LIMITS	QC LIMITS
(NBZ) = d5-Nitrobenzene	(37-85)	(29-87)
(FBP) = 2-Fluorobiphenyl	(39-82)	(32-88)
(TPH) = d14-p-Terphenyl	(38-105)	(21-97)
(DCB) = d4-1,2-Dichlorobenzene	(33-79)	(25-82)
(PHL) = d5-Phenol	(40-85)	(29-85)
(2FP) = 2-Fluorophenol	(20-93)	(10-114)
(TBP) = 2,4,6-Tribromophenol	(40-96)	(25-103)
(2CP) = d4-2-Chlorophenol	(41-81)	(30-84)

Prep Method: SW3550B
Log Number Range: 09-12942 to 09-12950

ORGANICS ANALYSIS DATA SHEET

PSDDA Semivolatiles by SW8270D GC/MS

Page 1 of 1

Sample ID: 3SED5-B

MS/MSD

Lab Sample ID: PB63E

LIMS ID: 09-12946

Matrix: Sediment

Data Release Authorized: *[Signature]*

Reported: 06/18/09

QC Report No: PB63-ENVIRONMENTAL SCIENCE CORP.

Project: JELD-WEN NORD DOOR

008.0228.00017

Date Sampled: 06/05/09

Date Received: 06/05/09

Date Extracted MS/MSD: 06/10/09

Sample Amount MS: 25.4 g-dry-wt

MSD: 25.5 g-dry-wt

Date Analyzed MS: 06/16/09 16:16

Final Extract Volume MS: 0.5 mL

MSD: 06/16/09 16:49

MSD: 0.5 mL

Instrument/Analyst MS: NT6/LJR

Dilution Factor MS: 1.00

MSD: NT6/LJR

MSD: 1.00

GPC Cleanup: YES

Percent Moisture: 35.1 %


Analyte	Sample	MS	Spike Added-MS	MS Recovery	MSD	Spike Added-MSD	MSD Recovery	RPD
Phenol	< 19.4	315	492	64.0%	325	491	66.2%	3.1%
1,3-Dichlorobenzene	< 19.4	262	492	53.3%	253	491	51.5%	3.5%
1,4-Dichlorobenzene	< 19.4	272	492	55.3%	261	491	53.2%	4.1%
Benzyl Alcohol	< 19.4	543	984	55.2%	577	982	58.8%	6.1%
1,2-Dichlorobenzene	< 19.4	274	492	55.7%	265	491	54.0%	3.3%
2-Methylphenol	< 19.4	338	492	68.7%	345	491	70.3%	2.0%
4-Methylphenol	< 19.4	726	984	73.8%	750	982	76.4%	3.3%
Hexachloroethane	< 19.4	245	492	49.8%	236	491	48.1%	3.7%
2,4-Dimethylphenol	< 19.4	333	492	67.7%	332	491	67.6%	0.3%
Benzoic Acid	< 19.4	1020	1480	68.9%	1130	1470	76.9%	10.2%
1,2,4-Trichlorobenzene	< 19.4	304	492	61.8%	303	491	61.7%	0.3%
Naphthalene	< 19.4	313	492	63.6%	315	491	64.2%	0.6%
Hexachlorobutadiene	< 19.4	312	492	63.4%	319	491	65.0%	2.2%
2-Methylnaphthalene	< 19.4	329	492	66.9%	345	491	70.3%	4.7%
Dimethylphthalate	< 19.4	383	492	77.8%	401	491	81.7%	4.6%
Acenaphthylene	< 19.4	385	492	78.3%	396	491	80.7%	2.8%
Acenaphthene	< 19.4	368	492	74.8%	381	491	77.6%	3.5%
Dibenzofuran	< 19.4	372	492	75.6%	387	491	78.8%	4.0%
Diethylphthalate	42.2	408	492	74.3%	440	491	81.0%	7.5%
Fluorene	< 19.4	387	492	78.7%	393	491	80.0%	1.5%
N-Nitrosodiphenylamine	< 19.4	418	492	85.0%	432	491	88.0%	3.3%
Hexachlorobenzene	< 19.4	397	492	80.7%	413	491	84.1%	4.0%
Pentachlorophenol	< 97.2	482	492	98.0%	496	491	101%	2.9%
Phenanthrene	22.4	626	492	123%	450	491	87.1%	32.7%
Anthracene	< 19.4	398	492	80.9%	403	491	82.1%	1.2%
Di-n-Butylphthalate	14.4	429	492	84.3%	454	491	89.5%	5.7%
Fluoranthene	133	970	492	170%	614	491	98.0%	44.9%
Pyrene	72.5	643	492	116%	456	491	78.1%	34.0%
Butylbenzylphthalate	< 19.4	378	492	76.8%	417	491	84.9%	9.8%
Benzo(a)anthracene	24.1	442	492	84.9%	431	491	82.9%	2.5%
bis(2-Ethylhexyl)phthalate	41.4	398	492	72.5%	446	491	82.4%	11.4%
Chrysene	49.2	547	492	101%	458	491	83.3%	17.7%
Di-n-Octyl phthalate	< 19.4	349	492	70.9%	369	491	75.2%	5.6%
Benzo(b)fluoranthene	29.0	532	492	102%	459	491	87.6%	14.7%
Benzo(k)fluoranthene	29.0	499	492	95.5%	550	491	106%	9.7%
Benzo(a)pyrene	20.0	448	492	87.0%	441	491	85.7%	1.6%
Indeno(1,2,3-cd)pyrene	< 19.4	275	492	55.9%	266	491	54.2%	3.3%
Dibenz(a,h)anthracene	< 19.4	291	492	59.1%	287	491	58.5%	1.4%
Benzo(g,h,i)perylene	9.9	244	492	47.6%	234	491	45.6%	4.2%
1-Methylnaphthalene	< 19.4	361	492	73.4%	374	491	76.2%	3.5%

Results reported in µg/kg

RPD calculated using sample concentrations per SW846.

ORGANICS ANALYSIS DATA SHEET
PSDDA Semivolatiles by SW8270D GC/MS
 Page 1 of 2

Sample ID: LCS-061009
LAB CONTROL

Lab Sample ID: LCS-061009
 LIMS ID: 09-12946
 Matrix: Sediment
 Data Release Authorized: 
 Reported: 06/18/09

QC Report No: PB63-ENVIRONMENTAL SCIENCE CORP.
 Project: JELD-WEN NORD DOOR
 008.0228.00017
 Date Sampled: 06/05/09
 Date Received: 06/05/09

Date Extracted: 06/10/09
 Date Analyzed: 06/16/09 12:59
 Instrument/Analyst: NT6/LJR
 GPC Cleanup: YES

Sample Amount: 25.0 g
 Final Extract Volume: 0.5 mL
 Dilution Factor: 1.00
 Percent Moisture: NA

Analyte	Lab Control	Spike Added	Recovery
Phenol	246	500	49.2%
1,3-Dichlorobenzene	216	500	43.2%
1,4-Dichlorobenzene	217	500	43.4%
Benzyl Alcohol	457	1000	45.7%
1,2-Dichlorobenzene	214	500	42.8%
2-Methylphenol	233	500	46.6%
4-Methylphenol	509	1000	50.9%
Hexachloroethane	213	500	42.6%
2,4-Dimethylphenol	162	500	32.4%
Benzoic Acid	975	1500	65.0%
1,2,4-Trichlorobenzene	223	500	44.6%
Naphthalene	234	500	46.8%
Hexachlorobutadiene	236	500	47.2%
2-Methylnaphthalene	240	500	48.0%
Dimethylphthalate	277	500	55.4%
Acenaphthylene	267	500	53.4%
Acenaphthene	250	500	50.0%
Dibenzofuran	263	500	52.6%
Diethylphthalate	307	500	61.4%
Fluorene	272	500	54.4%
N-Nitrosodiphenylamine	271	500	54.2%
Hexachlorobenzene	295	500	59.0%
Pentachlorophenol	243	500	48.6%
Phenanthrene	302	500	60.4%
Anthracene	279	500	55.8%
Di-n-Butylphthalate	346	500	69.2%
Fluoranthene	331	500	66.2%
Pyrene	322	500	64.4%
Butylbenzylphthalate	330	500	66.0%
Benzo(a)anthracene	312	500	62.4%
bis(2-Ethylhexyl)phthalate	301	500	60.2%
Chrysene	329	500	65.8%
Di-n-Octyl phthalate	282	500	56.4%
Benzo(b)fluoranthene	369	500	73.8%
Benzo(k)fluoranthene	316	500	63.2%
Benzo(a)pyrene	293	500	58.6%
Indeno(1,2,3-cd)pyrene	322	500	64.4%

ORGANICS ANALYSIS DATA SHEET
PSDDA Semivolatiles by SW8270D GC/MS
 Page 2 of 2

Sample ID: LCS-061009
LAB CONTROL

Lab Sample ID: LCS-061009
 LIMS ID: 09-12946
 Matrix: Sediment
 Date Analyzed: 06/16/09 12:59

QC Report No: PB63-ENVIROMENTAL SCIENCE CORP.
 Project: JELD-WEN NORD DOOR
 008.0228.00017

Analyte	Lab Control	Spike Added	Recovery
Dibenz(a,h)anthracene	328	500	65.6%
Benzo(g,h,i)perylene	313	500	62.6%
1-Methylnaphthalene	254	500	50.8%

Semivolatile Surrogate Recovery

d5-Nitrobenzene	55.6%
2-Fluorobiphenyl	60.4%
d14-p-Terphenyl	78.4%
d4-1,2-Dichlorobenzene	54.0%
d5-Phenol	62.9%
2-Fluorophenol	55.5%
2,4,6-Tribromophenol	68.8%
d4-2-Chlorophenol	57.9%

Results reported in µg/kg

4B
SEMIVOLATILE METHOD BLANK SUMMARY

BLANK NO.

PB63MBS1

Lab Name: ANALYTICAL RESOURCES, INC

Client: ESC

ARI Job No: PB63

Project: JELD-WEN NORD DOOR

Lab File ID: PB63MB

Date Extracted: 06/10/09

Instrument ID: NT6

Date Analyzed: 06/16/09

Matrix: SOLID

Time Analyzed: 1226

THIS METHOD BLANK APPLIES TO THE FOLLOWING SAMPLES, MS and MSD:

	CLIENT SAMPLE NO.	LAB SAMPLE ID	LAB FILE ID	DATE ANALYZED
	=====	=====	=====	=====
01	PB63LCSS1	PB63LCSS1	PB63SB	06/16/09
02	3SED8-A	PB63A	PB63A	06/16/09
03	3SED8-B	PB63B	PB63B	06/16/09
04	3SED8-C	PB63C	PB63C	06/16/09
05	3SED5-A	PB63D	PB63D	06/16/09
06	3SED5-B	PB63E	PB63E	06/16/09
07	3SED5-B MS	PB63EMS	PB63EMS	06/16/09
08	3SED5-B MSD	PB63EMSD	PB63EMD	06/16/09
09	3SED5-C	PB63F	PB63F	06/16/09
10	3SED10-A	PB63G	PB63G	06/16/09
11	3SED10-B	PB63H	PB63H	06/16/09
12	3SED10-C	PB63I	PB63I	06/16/09
13	3SED10-A	PB63G	PB63GDL	06/17/09
14				
15				
16				
17				
18				
19				
20				
21				
22				
23				
24				
25				
26				
27				
28				
29				
30				

COMMENTS:

5B
SEMIVOLATILE ORGANIC INSTRUMENT PERFORMANCE CHECK
DECAFLUOROTRIPHENYLPHOSPHINE (DFTPP)

Lab Name: ANALYTICAL RESOURCES, INC

Client: ESC

Instrument ID: NT6

Project: JELD-WEN NORD DOOR

DFTPP Injection Date: 06/11/09

DFTPP Injection Time: 1027

m/e	ION ABUNDANCE CRITERIA	% RELATIVE ABUNDANCE
51	30.0 - 80.0% of mass 198	57.8
68	Less than 2.0% of mass 69	0.0 (0.0)1
69	Mass 69 relative abundance	65.7
70	Less than 2.0% of mass 69	0.3 (0.5)1
127	25.0 - 75.0% of mass 198	51.9
197	Less than 1.0% of mass 198	0.0
198	Base Peak, 100% relative abundance	100.0
199	5.0 to 9.0% of mass 198	6.0
275	10.0 - 30.0% of mass 198	22.5
365	Greater than 0.75% of mass 198	3.77
441	Present, but less than mass 443	9.1
442	40.0 - 110.0% of mass 198	57.5
443	15.0 - 24.0% of mass 442	12.4 (21.6)2

1-Value is % mass 69

2-Value is % mass 442

THIS CHECK APPLIES TO THE FOLLOWING SAMPLES, MS, MSD, BLANKS, AND STANDARDS:

	CLIENT SAMPLE NO.	LAB SAMPLE ID	LAB FILE ID	DATE ANALYZED	TIME ANALYZED
01	ABN 25	ABN 25	0250611	06/11/09	1027
02	ABN 80	ABN 80	0800611	06/11/09	1104
03	ABN 40	ABN 40	0400611	06/11/09	1210
04	ABN 10	ABN 10	0100611	06/11/09	1315
05	ABN 1	ABN 1	0010611A	06/11/09	1348
06	ABN 5	ABN 5	0050611A	06/11/09	1421
07					
08					
09					
10					
11					
12					
13					
14					
15					
16					
17					
18					
19					
20					
21					
22					

5B
SEMIVOLATILE ORGANIC INSTRUMENT PERFORMANCE CHECK
DECAFLUOROTRIPHENYLPHOSPHINE (DFTPP)

Lab Name: ANALYTICAL RESOURCES, INC

Client: ESC

Instrument ID: NT6

Project: JELD-WEN NORD DOOR

DFTPP Injection Date: 06/16/09

DFTPP Injection Time: 1154

m/e	ION ABUNDANCE CRITERIA	% RELATIVE ABUNDANCE
51	30.0 - 80.0% of mass 198	58.7
68	Less than 2.0% of mass 69	0.0 (0.0)1
69	Mass 69 relative abundance	64.8
70	Less than 2.0% of mass 69	0.2 (0.3)1
127	25.0 - 75.0% of mass 198	52.2
197	Less than 1.0% of mass 198	0.0
198	Base Peak, 100% relative abundance	100.0
199	5.0 to 9.0% of mass 198	6.4
275	10.0 - 30.0% of mass 198	25.3
365	Greater than 0.75% of mass 198	3.69
441	Present, but less than mass 443	9.4
442	40.0 - 110.0% of mass 198	62.2
443	15.0 - 24.0% of mass 442	11.7 (18.8)2

1-Value is % mass 69

2-Value is % mass 442

THIS CHECK APPLIES TO THE FOLLOWING SAMPLES, MS, MSD, BLANKS, AND STANDARDS:

	CLIENT SAMPLE NO.	LAB SAMPLE ID	LAB FILE ID	DATE ANALYZED	TIME ANALYZED
01	ABN CCAL	ABN 25	CC0616	06/16/09	1154
02	PB63MBS1	PB63MBS1	PB63MB	06/16/09	1226
03	PB63LCSS1	PB63LCSS1	PB63SB	06/16/09	1259
04	3SED8-A	PB63A	PB63A	06/16/09	1332
05	3SED8-B	PB63B	PB63B	06/16/09	1405
06	3SED8-C	PB63C	PB63C	06/16/09	1437
07	3SED5-A	PB63D	PB63D	06/16/09	1510
08	3SED5-B	PB63E	PB63E	06/16/09	1543
09	3SED5-B MS	PB63EMS	PB63EMS	06/16/09	1616
10	3SED5-B MSD	PB63EMSD	PB63EMD	06/16/09	1649
11	3SED5-C	PB63F	PB63F	06/16/09	1722
12	3SED10-A	PB63G	PB63G	06/16/09	1755
13	3SED10-B	PB63H	PB63H	06/16/09	1828
14	3SED10-C	PB63I	PB63I	06/16/09	1901
15					
16					
17					
18					
19					
20					
21					
22					

5B
SEMIVOLATILE ORGANIC INSTRUMENT PERFORMANCE CHECK
DECAFLUOROTRIPHENYLPHOSPHINE (DFTPP)

Lab Name: ANALYTICAL RESOURCES, INC

Client: ESC

Instrument ID: NT6

Project: JELD-WEN NORD DOOR

DFTPP Injection Date: 06/17/09

DFTPP Injection Time: 1344

m/e	ION ABUNDANCE CRITERIA	% RELATIVE ABUNDANCE
51	30.0 - 80.0% of mass 198	65.7
68	Less than 2.0% of mass 69	0.5 (0.7)1
69	Mass 69 relative abundance	71.6
70	Less than 2.0% of mass 69	0.0 (0.0)1
127	25.0 - 75.0% of mass 198	58.2
197	Less than 1.0% of mass 198	0.0
198	Base Peak, 100% relative abundance	100.0
199	5.0 to 9.0% of mass 198	7.4
275	10.0 - 30.0% of mass 198	26.1
365	Greater than 0.75% of mass 198	2.82
441	Present, but less than mass 443	9.2
442	40.0 - 110.0% of mass 198	63.9
443	15.0 - 24.0% of mass 442	11.6 (18.1)2

1-Value is % mass 69

2-Value is % mass 442

THIS CHECK APPLIES TO THE FOLLOWING SAMPLES, MS, MSD, BLANKS, AND STANDARDS:

	CLIENT SAMPLE NO.	LAB SAMPLE ID	LAB FILE ID	DATE ANALYZED	TIME ANALYZED
01	ABN CCAL	ABN 25	CC0617	06/17/09	1344
02	3SED10-A	PB63G	PB63GDL	06/17/09	2335
03					
04					
05					
06					
07					
08					
09					
10					
11					
12					
13					
14					
15					
16					
17					
18					
19					
20					
21					
22					

8B
SEMIVOLATILE INTERNAL STANDARD AREA AND RT SUMMARY

Lab Name: ANALYTICAL RESOURCES, INC

Client: ESC

ARI Job No: PB63

Project: JELD-WEN NORD DOOR

Ical Midpoint ID: 0250611

Ical Date: 06/11/09

Instrument ID: NT6

Cont. Cal Date: 06/16/09

	IS1 (DCB) AREA #	RT #	IS2 (NPT) AREA #	RT #	IS3 (ANT) AREA #	RT #
ICAL MIDPT	112389	7.13	384492	9.19	217478	12.03
UPPER LIMIT	224778	7.63	768984	9.69	434956	12.53
LOWER LIMIT	56194	6.63	192246	8.69	108739	11.53
Sample ID						
00 CC0616	105993	6.73	373044	8.80	215201	11.64
01 PB63MBS1	97409	6.73	351858	8.80	197419	11.63
02 PB63LCSS1	96178	6.73	330128	8.80	185433	11.63
03 3SED8-A	101392	6.74	363778	8.80	203429	11.64
04 3SED8-B	94458	6.74	332577	8.80	178995	11.63
05 3SED8-C	103788	6.74	368912	8.80	204436	11.63
06 3SED5-A	107476	6.74	373577	8.80	202932	11.64
07 3SED5-B	98021	6.74	342608	8.80	189465	11.64
08 3SED5-B MS	99634	6.75	343626	8.81	191223	11.65
09 3SED5-B MSD	94634	6.74	328285	8.81	178069	11.65
10 3SED5-C	93100	6.74	318059	8.80	162375	11.64
11 3SED10-A	96391	6.74	341488	8.81	184708	11.64
12 3SED10-B	94233	6.74	329842	8.81	181692	11.64
13 3SED10-C	93310	6.74	324596	8.81	167993	11.64
14						
15						
16						
17						
18						
19						
20						
21						
22						

IS1 = 1,4-Dichlorobenzene-d4
IS2 = Naphthalene-d8
IS3 = Acenaphthene-d10

AREA UPPER LIMIT = +100% of internal standard area from Ical midpoint
AREA LOWER LIMIT = - 50% of internal standard area from Ical midpoint
RT UPPER LIMIT = + 0.50 minutes of internal standard RT from Cont. Cal
RT LOWER LIMIT = - 0.50 minutes of internal standard RT from Cont. Cal

* Values outside of QC limits.

8C
SEMIVOLATILE INTERNAL STANDARD AREA AND RT SUMMARY

Lab Name: ANALYTICAL RESOURCES, INC
ARI Job No: PB63
Ical Midpoint ID: PB63I
Instrument ID: NT6

Client: ESC
Project: JELD-WEN NORD DOOR
Ical Date: 06/11/09
Cont. Cal Date: 06/16/09

	IS4 (PHN) AREA #	RT #	IS5 (CRY) AREA #	RT #	IS6 (PRY) AREA #	RT #
=====	=====	=====	=====	=====	=====	=====
ICAL MIDPT	336594	14.38	247160	18.66	232938	20.78
UPPER LIMIT	673188	14.88	494320	19.16	465876	21.28
LOWER LIMIT	168297	13.88	123580	18.16	116469	20.28
=====	=====	=====	=====	=====	=====	=====
Sample ID						
=====	=====	=====	=====	=====	=====	=====
00 CC0616	347222	13.96	286167	18.21	253361	20.32
01 PB63MBS1	312850	13.96	252536	18.20	223186	20.32
02 PB63LCSS1	285770	13.96	232231	18.20	241624	20.32
03 3SED8-A	301640	13.96	266431	18.21	234696	20.34
04 3SED8-B	270182	13.96	291939	18.21	309474	20.34
05 3SED8-C	301339	13.96	316017	18.22	321029	20.35
06 3SED5-A	299110	13.96	399704	18.23	379169	20.38
07 3SED5-B	275469	13.97	301735	18.22	279121	20.35
08 3SED5-B MS	282035	13.97	304091	18.23	257299	20.36
09 3SED5-B MSD	257935	13.97	276773	18.23	217299	20.36
10 3SED5-C	239738	13.97	213594	18.22	149040	20.35
11 3SED10-A	260586	13.97	222993	18.22	142753	20.34
12 3SED10-B	261456	13.97	265485	18.22	205311	20.35
13 3SED10-C	260789	13.97	280020	18.24	210337	20.37
14						
15						
16						
17						
18						
19						
20						
21						
22						

IS4 = Phenanthrene-d10
IS5 = Chrysene-d12
IS6 = Perylene-d12

AREA UPPER LIMIT = +100% of internal standard area from Ical midpoint
AREA LOWER LIMIT = - 50% of internal standard area from Ical midpoint
RT UPPER LIMIT = + 0.50 minutes of internal standard RT from Cont. Cal
RT LOWER LIMIT = - 0.50 minutes of internal standard RT from Cont. Cal

* Values outside of QC limits.

8C
SEMIVOLATILE INTERNAL STANDARD AREA AND RT SUMMARY

Lab Name: ANALYTICAL RESOURCES, INC

Client: ESC

ARI Job No: PB63

Project: JELD-WEN NORD DOOR

Ical Midpoint ID: PB63I

Ical Date: 06/11/09

Instrument ID: NT6

Cont. Cal Date: 06/16/09

	IS7 AREA #	RT #	AREA #	RT #	AREA #	RT #
=====	=====	=====	=====	=====	=====	=====
ICAL MIDPT	347036	19.89				
UPPER LIMIT	694072	20.39				
LOWER LIMIT	173518	19.39				
=====	=====	=====	=====	=====	=====	=====
Sample ID						
=====	=====	=====	=====	=====	=====	=====
00 CC0616	401133	19.49				
01 PB63MBS1	350781	19.48				
02 PB63LCSS1	331444	19.48				
03 3SED8-A	365553	19.49				
04 3SED8-B	427047	19.49				
05 3SED8-C	457767	19.50				
06 3SED5-A	590531	19.52				
07 3SED5-B	455967	19.50				
08 3SED5-B MS	455943	19.51				
09 3SED5-B MSD	411532	19.50				
10 3SED5-C	314993	19.50				
11 3SED10-A	318436	19.50				
12 3SED10-B	391772	19.50				
13 3SED10-C	399247	19.52				
14						
15						
16						
17						
18						
19						
20						
21						
22						

IS7 = Di-n-octylphthalate-d4

AREA UPPER LIMIT = +100% of internal standard area from Ical midpoint
 AREA LOWER LIMIT = - 50% of internal standard area from Ical midpoint
 RT UPPER LIMIT = + 0.50 minutes of internal standard RT from Cont. Cal
 RT LOWER LIMIT = - 0.50 minutes of internal standard RT from Cont. Cal

* Values outside of QC limits.

8B
SEMIVOLATILE INTERNAL STANDARD AREA AND RT SUMMARY

Lab Name: ANALYTICAL RESOURCES, INC
ARI Job No: PB63
Ical Midpoint ID: 0250611
Instrument ID: NT6

Client: ESC
Project: JELD-WEN NORD DOOR
Ical Date: 06/11/09
Cont. Cal Date: 06/17/09

	IS1 (DCB) AREA #	RT #	IS2 (NPT) AREA #	RT #	IS3 (ANT) AREA #	RT #
=====	=====	=====	=====	=====	=====	=====
ICAL MIDPT	112389	7.13	384492	9.19	217478	12.03
UPPER LIMIT	224778	7.63	768984	9.69	434956	12.53
LOWER LIMIT	56194	6.63	192246	8.69	108739	11.53
=====	=====	=====	=====	=====	=====	=====
Sample ID						
=====	=====	=====	=====	=====	=====	=====
00 CC0617	77513	6.57	261230	8.65	142476	11.47
01 3SED10-A	89062	6.57	321032	8.64	181931	11.46
02						
03						
04						
05						
06						
07						
08						
09						
10						
11						
12						
13						
14						
15						
16						
17						
18						
19						
20						
21						
22						

IS1 = 1,4-Dichlorobenzene-d4
IS2 = Naphthalene-d8
IS3 = Acenaphthene-d10

AREA UPPER LIMIT = +100% of internal standard area from Ical midpoint
AREA LOWER LIMIT = - 50% of internal standard area from Ical midpoint
RT UPPER LIMIT = + 0.50 minutes of internal standard RT from Cont. Cal
RT LOWER LIMIT = - 0.50 minutes of internal standard RT from Cont. Cal

* Values outside of QC limits.

8C
SEMIVOLATILE INTERNAL STANDARD AREA AND RT SUMMARY

Lab Name: ANALYTICAL RESOURCES, INC
ARI Job No: PB63
Ical Midpoint ID: PB63GDL
Instrument ID: NT6

Client: ESC
Project: JELD-WEN NORD DOOR
Ical Date: 06/11/09
Cont. Cal Date: 06/17/09

	IS4 (PHN) AREA #	RT #	IS5 (CRY) AREA #	RT #	IS6 (PRY) AREA #	RT #
=====	=====	=====	=====	=====	=====	=====
ICAL MIDPT	336594	14.38	247160	18.66	232938	20.78
UPPER LIMIT	673188	14.88	494320	19.16	465876	21.28
LOWER LIMIT	168297	13.88	123580	18.16	116469	20.28
=====	=====	=====	=====	=====	=====	=====
Sample ID						
=====	=====	=====	=====	=====	=====	=====
00 CC0617	216552	13.79	155383	18.02	155728	20.12
01 3SED10-A	267818	13.78	155337	18.01	123945	20.12
02						
03						
04						
05						
06						
07						
08						
09						
10						
11						
12						
13						
14						
15						
16						
17						
18						
19						
20						
21						
22						

IS4 = Phenanthrene-d10
IS5 = Chrysene-d12
IS6 = Perylene-d12

AREA UPPER LIMIT = +100% of internal standard area from Ical midpoint
AREA LOWER LIMIT = - 50% of internal standard area from Ical midpoint
RT UPPER LIMIT = + 0.50 minutes of internal standard RT from Cont. Cal
RT LOWER LIMIT = - 0.50 minutes of internal standard RT from Cont. Cal

* Values outside of QC limits.

8C
SEMIVOLATILE INTERNAL STANDARD AREA AND RT SUMMARY

Lab Name: ANALYTICAL RESOURCES, INC
ARI Job No: PB63
Ical Midpoint ID: PB63GDL
Instrument ID: NT6

Client: ESC
Project: JELD-WEN NORD DOOR
Ical Date: 06/11/09
Cont. Cal Date: 06/17/09

	IS7 AREA #	RT #	AREA #	RT #	AREA #	RT #
=====	=====	=====	=====	=====	=====	=====
ICAL MIDPT	347036	19.89				
UPPER LIMIT	694072	20.39				
LOWER LIMIT	173518	19.39				
=====	=====	=====	=====	=====	=====	=====
Sample ID						
=====	=====	=====	=====	=====	=====	=====
00 CC0617	216672	19.31				
01 3SED10-A	206460	19.31				
02						
03						
04						
05						
06						
07						
08						
09						
10						
11						
12						
13						
14						
15						
16						
17						
18						
19						
20						
21						
22						

IS7 = Di-n-octylphthalate-d4

AREA UPPER LIMIT = +100% of internal standard area from Ical midpoint
 AREA LOWER LIMIT = - 50% of internal standard area from Ical midpoint
 RT UPPER LIMIT = + 0.50 minutes of internal standard RT from Cont. Cal
 RT LOWER LIMIT = - 0.50 minutes of internal standard RT from Cont. Cal

* Values outside of QC limits.

Semivolatile Analysis
Sample Data

prepared
for

ENVIROMENTAL SCIENCE CORP.

Project: JELD-WEN NORD DOOR, 008.0228.00017

ARI JOB NO: PB63

prepared
by

Analytical Resources, Inc.

ORGANICS ANALYSIS DATA SHEET

PSDDA Semivolatiles by SW8270D GC/MS

Page 1 of 2

Sample ID: 3SED8-A
SAMPLE

Lab Sample ID: PB63A

LIMS ID: 09-12942

Matrix: Sediment

Data Release Authorized: *[Signature]*

Reported: 06/18/09

QC Report No: PB63-ENVIRONMENTAL SCIENCE CORP.

Project: JELD-WEN NORD DOOR

008.0228.00017

Date Sampled: 06/05/09

Date Received: 06/05/09

Date Extracted: 06/10/09

Date Analyzed: 06/16/09 13:32

Instrument/Analyst: NT6/LJR

GPC Cleanup: Yes

Sample Amount: 25.2 g-dry-wt

Final Extract Volume: 0.5 mL

Dilution Factor: 1.00

Percent Moisture: 38.8%

CAS Number	Analyte	RL	Result
108-95-2	Phenol	20	< 20 U
541-73-1	1,3-Dichlorobenzene	20	< 20 U
106-46-7	1,4-Dichlorobenzene	20	< 20 U
100-51-6	Benzyl Alcohol	20	< 20 U
95-50-1	1,2-Dichlorobenzene	20	< 20 U
95-48-7	2-Methylphenol	20	< 20 U
106-44-5	4-Methylphenol	20	< 20 U
67-72-1	Hexachloroethane	20	< 20 U
105-67-9	2,4-Dimethylphenol	20	< 20 U
65-85-0	Benzoic Acid	200	< 200 U
120-82-1	1,2,4-Trichlorobenzene	20	< 20 U
91-20-3	Naphthalene	20	26
87-68-3	Hexachlorobutadiene	20	< 20 U
91-57-6	2-Methylnaphthalene	20	15 J
131-11-3	Dimethylphthalate	20	< 20 U
208-96-8	Acenaphthylene	20	< 20 U
83-32-9	Acenaphthene	20	21
132-64-9	Dibenzofuran	20	21
84-66-2	Diethylphthalate	20	< 20 U
86-73-7	Fluorene	20	37
86-30-6	N-Nitrosodiphenylamine	20	< 20 U
118-74-1	Hexachlorobenzene	20	< 20 U
87-86-5	Pentachlorophenol	99	48 J
85-01-8	Phenanthrene	20	250
120-12-7	Anthracene	20	180
84-74-2	Di-n-Butylphthalate	20	35
206-44-0	Fluoranthene	20	500
129-00-0	Pyrene	20	420
85-68-7	Butylbenzylphthalate	20	< 20 U
56-55-3	Benzo (a) anthracene	20	240
117-81-7	bis (2-Ethylhexyl) phthalate	20	150
218-01-9	Chrysene	20	460
117-84-0	Di-n-Octyl phthalate	20	< 20 U
205-99-2	Benzo (b) fluoranthene	20	310
207-08-9	Benzo (k) fluoranthene	20	310
50-32-8	Benzo (a) pyrene	20	320
193-39-5	Indeno (1,2,3-cd) pyrene	20	130

ORGANICS ANALYSIS DATA SHEET
PSDDA Semivolatiles by SW8270D GC/MS
 Page 2 of 2

Sample ID: 3SED8-A
SAMPLE

Lab Sample ID: PB63A
 LIMS ID: 09-12942
 Matrix: Sediment
 Date Analyzed: 06/16/09 13:32

QC Report No: PB63-ENVIROMENTAL SCIENCE CORP.
 Project: JELD-WEN NORD DOOR
 008.0228.00017

CAS Number	Analyte	RL	Result
53-70-3	Dibenz(a,h)anthracene	20	53
191-24-2	Benzo(g,h,i)perylene	20	140
90-12-0	1-Methylnaphthalene	20	< 20 U

Reported in µg/kg (ppb)

Semivolatile Surrogate Recovery

d5-Nitrobenzene	57.2%	2-Fluorobiphenyl	68.0%
d14-p-Terphenyl	68.4%	d4-1,2-Dichlorobenzene	50.8%
d5-Phenol	63.2%	2-Fluorophenol	57.1%
2,4,6-Tribromophenol	76.5%	d4-2-Chlorophenol	60.0%

Analytical Resources, Inc.

Semivolatiles Report SW846 Method 8270D
 Data file : /chem1/nt6.i/20090616.b/pb63a.d
 Lab Smp Id: PB63A Client Smp ID: 3SED8-A
 Inj Date : 16-JUN-2009 13:32
 Operator : LJR/VTS Inst ID: nt6.i
 Smp Info : PB63A
 Misc Info : 09-12942
 Comment : 1ul Injection
 Method : /chem1/nt6.i/20090616.b/SW846.m
 Meth Date : 17-Jun-2009 11:06 jeff Quant Type: ISTD
 Cal Date : 11-JUN-2009 14:21 Cal File: 0050611a.d
 Als bottle: 4
 Dil Factor: 1.00000
 Integrator: HP RTE Compound Sublist: PSDDA.sub
 Target Version: 3.50

LJR
6/17/09

Concentration Formula: Amt * DF * Vt / (Ws * (100 - M) / 100) * CpndVariable

Name	Value	Description
DF	1.00000	Dilution Factor
Vt	500.00000	Volume of final extract (uL)
Ws	41.10000	Weight of sample extracted (g)
M	38.80000	% Moisture

Cpnd Variable

Local Compound Variable

Compounds	QUANT SIG	RT	EXP RT	REL RT	RESPONSE	CONCENTRATIONS	
						ON-COLUMN (ug/mL)	FINAL (ug/kg)
\$ 1 2-Fluorophenol	112	4.681	4.638	(0.694)	179245	21.4430	426.2
\$ 2 Phenol-d5	99	6.502	6.428	(0.964)	265578	23.6590	470.3
3 Phenol	94	Compound Not Detected.					
\$ 5 2-Chlorophenol-d4	132	6.454	6.438	(0.957)	154222	22.5462	448.2
4 Bis(2-Chloroethyl) ether	93	Compound Not Detected.					
6 2-Chlorophenol	128	Compound Not Detected.					
7 1,3-Dichlorobenzene	146	Compound Not Detected.					
* 8 1,4-Dichlorobenzene-d4	152	6.743	6.732	(1.000)	101392	20.0000	
9 1,4-Dichlorobenzene	146	Compound Not Detected.					
\$ 10 1,2-Dichlorobenzene-d4	152	7.042	7.036	(1.044)	63955	12.6673	251.8
12 1,2-Dichlorobenzene	146	Compound Not Detected.					
11 Benzyl alcohol	108	Compound Not Detected.					
14 2,2'-oxybis(1-Chloropropane)	45	Compound Not Detected.					
13 2-Methylphenol	108	Compound Not Detected.					
17 Hexachloroethane	117	Compound Not Detected.					

Compounds	QUANT SIG MASS	RT	EXP RT	REL RT	RESPONSE	CONCENTRATIONS	
						ON-COLUMN (ug/mL)	FINAL (ug/kg)
16 N-Nitroso-di-n-propylamine	70				Compound Not Detected.		
15 4-Methylphenol	108				Compound Not Detected.		
\$ 18 Nitrobenzene-d5	82	7.699	7.704	(0.874)	159527	14.2789	283.8
19 Nitrobenzene	77				Compound Not Detected.		
20 Isophorone	82				Compound Not Detected.		
21 2-Nitrophenol	139				Compound Not Detected.		
22 2,4-Dimethylphenol	107				Compound Not Detected.		
23 Bis(2-Chloroethoxy)methane	93				Compound Not Detected.		
24 Benzoic acid	105				Compound Not Detected.		
25 2,4-Dichlorophenol	162				Compound Not Detected.		
26 1,2,4-Trichlorobenzene	180				Compound Not Detected.		
* 27 Naphthalene-d8	136	8.804	8.804	(1.000)	363778	20.0000	
28 Naphthalene	128	8.831	8.836	(1.003)	28158	1.30207	25.88
29 4-Chloroaniline	127				Compound Not Detected.		
30 Hexachlorobutadiene	225				Compound Not Detected.		
31 4-Chloro-3-methylphenol	107				Compound Not Detected.		
32 2-Methylnaphthalene	141	9.958	9.958	(1.131)	9065	0.76950 LAL	15.30
33 Hexachlorocyclopentadiene	237				Compound Not Detected.		
34 2,4,6-Trichlorophenol	196				Compound Not Detected.		
35 2,4,5-Trichlorophenol	196				Compound Not Detected.		
\$ 36 2-Fluorobiphenyl	172	10.620	10.626	(0.913)	257486	17.0405	338.7
37 2-Chloronaphthalene	162				Compound Not Detected.		
38 2-Nitroaniline	65				Compound Not Detected.		
39 Dimethylphthalate	163				Compound Not Detected.		
40 Acenaphthylene	152				Compound Not Detected.		
41 2,6-Dinitrotoluene	165				Compound Not Detected.		
* 42 Acenaphthene-d10	164	11.635	11.635	(1.000)	203429	20.0000	
43 3-Nitroaniline	138				Compound Not Detected.		
44 Acenaphthene	153	11.683	11.683	(1.004)	13438	1.05311	20.93
45 2,4-Dinitrophenol	184				Compound Not Detected.		
46 Dibenzofuran	168	11.945	11.950	(1.027)	19164	1.03942	20.66
47 4-Nitrophenol	109				Compound Not Detected.		
48 2,4-Dinitrotoluene	165				Compound Not Detected.		
50 Diethylphthalate	149	12.527	12.543	(1.077)	7685	0.56890 LAL	11.31
49 Fluorene	166	12.490	12.495	(1.073)	28073	1.86148	37.00
51 4-Chlorophenyl-phenylether	204				Compound Not Detected.		
52 4-Nitroaniline	138				Compound Not Detected.		
53 4,6-Dinitro-2-methylphenol	198				Compound Not Detected.		
54 N-Nitrosodiphenylamine	169				Compound Not Detected.		
\$ 55 2,4,6-Tribromophenol	330	12.917	12.917	(1.110)	55664	28.6974	570.5
56 4-Bromophenyl-phenylether	248				Compound Not Detected.		
57 Hexachlorobenzene	284				Compound Not Detected.		
58 Pentachlorophenol	266	13.820	13.825	(0.990)	4327	2.42001 LAL	48.11
* 59 Phenanthrene-d10	188	13.959	13.964	(1.000)	301640	20.0000	
60 Phenanthrene	178	13.996	14.001	(1.003)	243370	12.7114	252.7
61 Anthracene	178	14.065	14.071	(1.008)	178916	9.21974	183.2
62 Carbazole	167	14.381	14.386	(1.030)	49116	3.07932	61.21

Compounds	QUANT SIG		CONCENTRATIONS					
	MASS	RT	EXP RT	REL RT	RESPONSE	ON-COLUMN (ug/mL)	FINAL (ug/kg)	
63 Di-n-butylphthalate	149	15.171	15.165	(1.087)	33459	1.75331	34.85	
64 Fluoranthene	202	15.908	15.903	(1.140)	491303	25.1348	499.6	
65 Pyrene	202	16.239	16.239	(0.892)	461190	20.8946	415.3	
\$ 66 Terphenyl-d14	244	16.613	16.613	(0.912)	243668	17.1231	340.4	
67 Butylbenzylphthalate	149	Compound Not Detected.						
68 Benzo(a)anthracene	228	18.189	18.183	(0.999)	235926	11.9975	238.5	
* 69 Chrysene-d12	240	18.210	18.210	(1.000)	266431	20.0000		
70 3,3'-Dichlorobenzidine	252	Compound Not Detected.						
71 Chrysene	228	18.253	18.247	(1.002)	437710	23.2467	462.1	
72 bis(2-Ethylhexyl)phthalate	149	18.563	18.557	(0.952)	87541	7.72126	153.5	
* 134 Di-n-octylphthalate-d4	153	19.492	19.486	(1.000)	365553	20.0000		
73 Di-n-octylphthalate	149	Compound Not Detected.						
74 Benzo(b)fluoranthene	252	19.834	19.812	(0.975)	537511	31.6045	628.2 15.594	
75 Benzo(k)fluoranthene	252	19.834	19.844	(0.975)	537506	30.7699	611.7 15.594	
76 Benzo(a)pyrene	252	20.256	20.245	(0.996)	245070	15.9181	316.4	
* 77 Perylene-d12	264	20.336	20.325	(1.000)	234696	20.0000		
78 Indeno(1,2,3-cd)pyrene	276	21.676	21.660	(1.066)	136642	6.65782	132.3	
79 Dibenzo(a,h)anthracene	278	21.703	21.698	(1.067)	41582	2.66868	53.05 (M)	
80 Benzo(g,h,i)perylene	276	21.965	21.954	(1.080)	126758	7.06699	140.5	
90 N-Nitrosodimethylamine	74	Compound Not Detected.						
91 Aniline	93	Compound Not Detected.						
93 Benzidine	184	Compound Not Detected.						
103 Pyridine	79	Compound Not Detected.						
105 1-methylnaphthalene	141	Compound Not Detected.						
111 Azobenzene (1,2-DP-Hydrazine)	77	Compound Not Detected.						

QC Flag Legend

M - Compound response manually integrated.

Analytical Resources, Inc.

INTERNAL STANDARD COMPOUNDS
 AREA AND RT SUMMARY

Instrument ID: nt6.i
 Lab File ID: pb63a.d
 Lab Smp Id: PB63A
 Analysis Type: SV
 Quant Type: ISTD
 Operator: LJR/VTS
 Method File: /chem1/nt6.i/20090616.b/SW846.m
 Misc Info: 09-12942

Calibration Date: 16-JUN-2009
 Calibration Time: 11:54
 Client Smp ID: 3SED8-A
 Level: LOW
 Sample Type: Sediment

Test Mode:
 Use Initial Calibration Level 4.

COMPOUND	STANDARD	AREA LIMIT		SAMPLE	%DIFF
		LOWER	UPPER		
8 1,4-Dichlorobenze	112389	56194	224778	101392	-9.78
27 Naphthalene-d8	384492	192246	768984	363778	-5.39
42 Acenaphthene-d10	217478	108739	434956	203429	-6.46
59 Phenanthrene-d10	336594	168297	673188	301640	-10.38
69 Chrysene-d12	247160	123580	494320	266431	7.80
134 Di-n-octylphthala	347036	173518	694072	365553	5.34
77 Perylene-d12	232938	116469	465876	234696	0.75

COMPOUND	STANDARD	RT LIMIT		SAMPLE	%DIFF
		LOWER	UPPER		
8 1,4-Dichlorobenze	6.73	6.23	7.23	6.74	0.16
27 Naphthalene-d8	8.80	8.30	9.30	8.80	0.00
42 Acenaphthene-d10	11.64	11.14	12.14	11.64	0.00
59 Phenanthrene-d10	13.96	13.46	14.46	13.96	-0.04
69 Chrysene-d12	18.21	17.71	18.71	18.21	0.00
134 Di-n-octylphthala	19.49	18.99	19.99	19.49	0.03
77 Perylene-d12	20.32	19.82	20.82	20.34	0.05

AREA UPPER LIMIT = +100% of internal standard area.
 AREA LOWER LIMIT = - 50% of internal standard area.
 RT UPPER LIMIT = + 0.50 minutes of internal standard RT.
 RT LOWER LIMIT = - 0.50 minutes of internal standard RT.

Analytical Resources, Inc.

RECOVERY REPORT

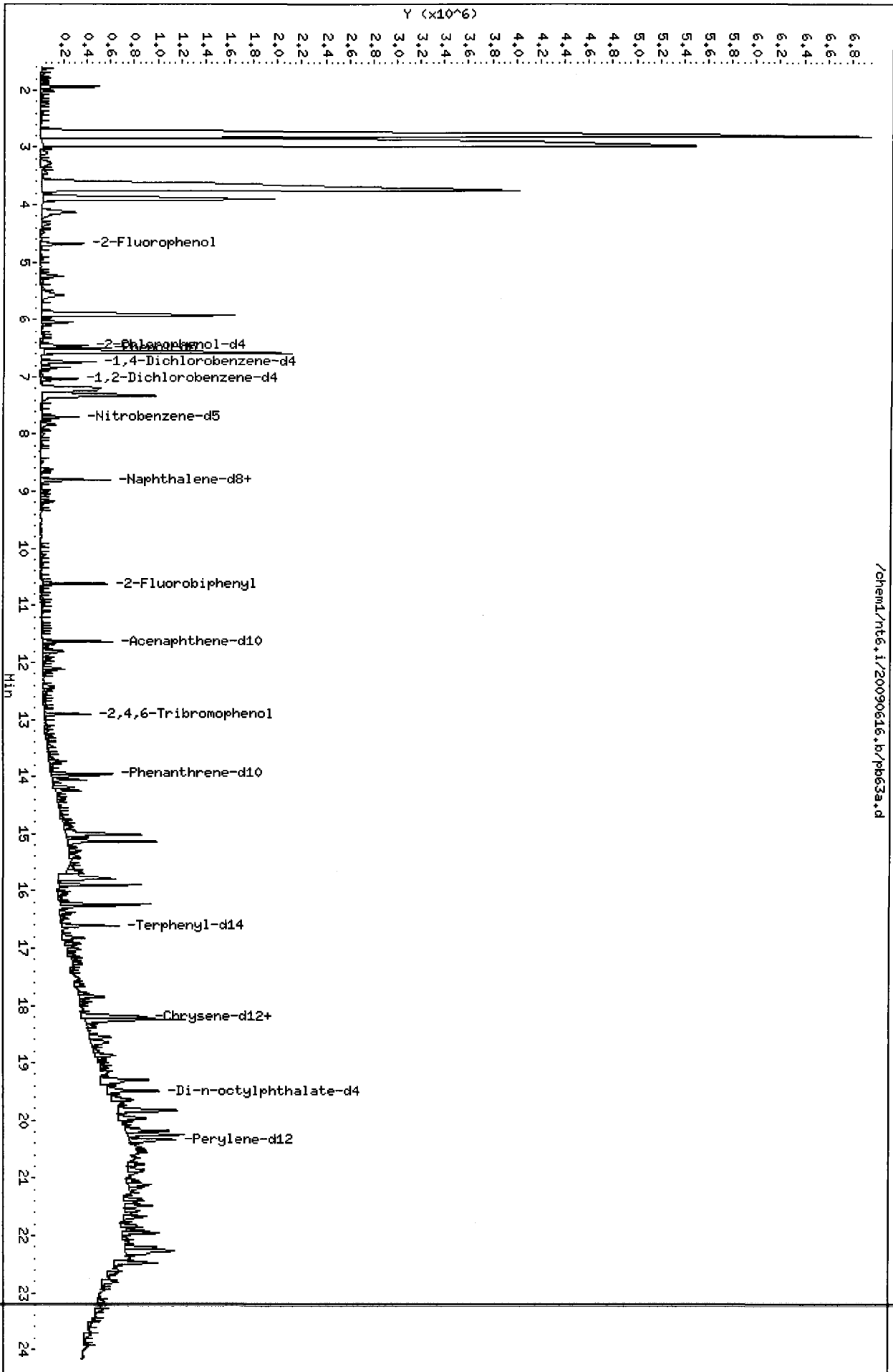
Client Name: ESC Client SDG: PB63
 Sample Matrix: SOLID Fraction: SV
 Lab Smp Id: PB63A Client Smp ID: 3SED8-A
 Level: LOW Operator: LJR/VTS
 Data Type: MS DATA SampleType: SAMPLE
 SpikeList File: PSDDALCS.spk Quant Type: ISTD
 Sublist File: PSDDA.sub
 Method File: /chem1/nt6.i/20090616.b/SW846.m
 Misc Info: 09-12942

SURROGATE COMPOUND	CONC ADDED ug/kg	CONC RECOVERED ug/kg	% RECOVERED	LIMITS
\$ 1 2-Fluorophenol	745.4	426.2	57.18	21-100
\$ 2 Phenol-d5	745.4	470.3	63.09	10-100
\$ 5 2-Chlorophenol-d4	745.4	448.2	60.12	30-100
\$ 10 1,2-Dichlorobenzen	497.0	251.8	50.67	24-100
\$ 18 Nitrobenzene-d5	497.0	283.8	57.12	26-100
\$ 36 2-Fluorobiphenyl	497.0	338.7	68.16	32-100
\$ 55 2,4,6-Tribromophen	745.4	570.5	76.53	33-118
\$ 66 Terphenyl-d14	497.0	340.4	68.49	21-97

Data File: /chem1/nt6.i/20090616.b/pb63a.d
Date: 16-JUN-2009 13:32
Client ID: 3SEED8-A
Sample Info: PB63a
Volume Injected (uL): 1.0
Column phase: ZB-5

Instrument: nt6.i
Operator: LJR/VTS
Column diameter: 0.32

/chem1/nt6.i/20090616.b/pb63a.d



Date: 16-JUN-2009 13:32

Client ID: 3SED8-A

Instrument: nt6.i

Sample Info: PB63A

Volume Injected (uL): 1.0

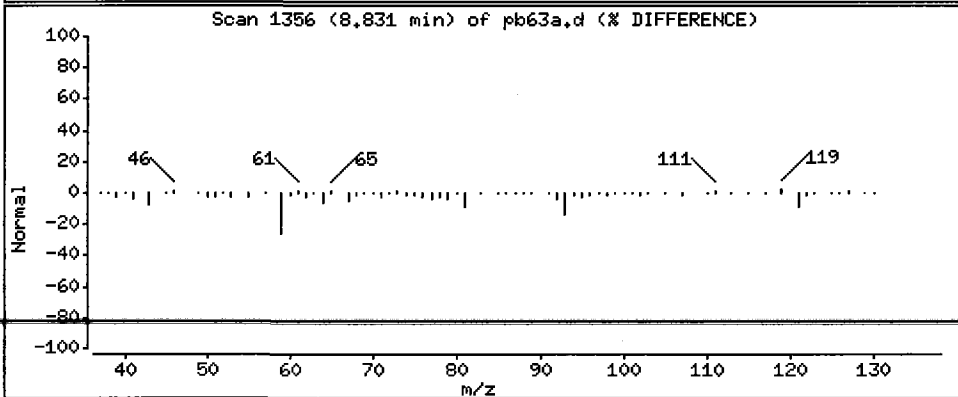
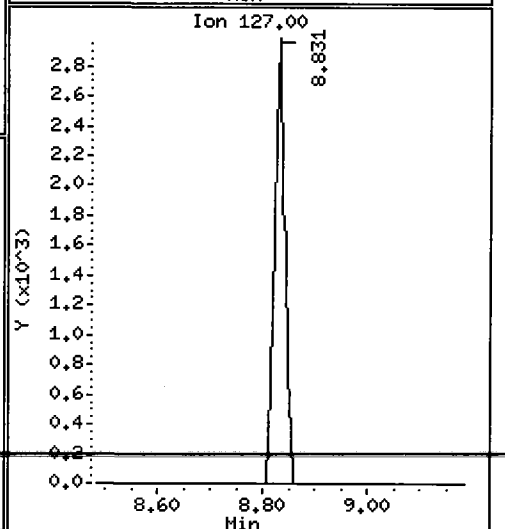
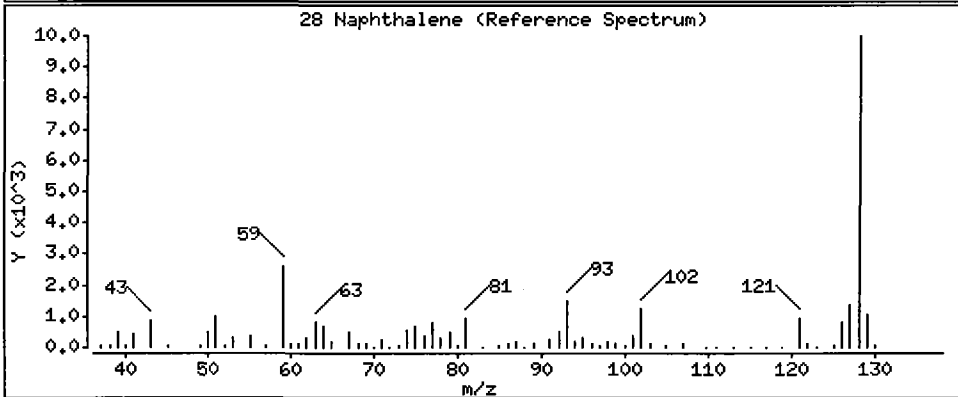
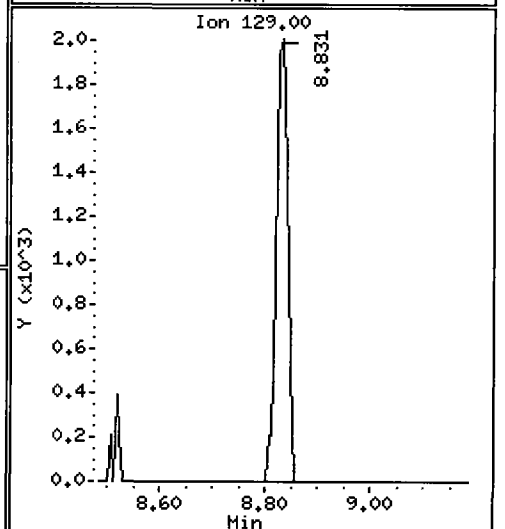
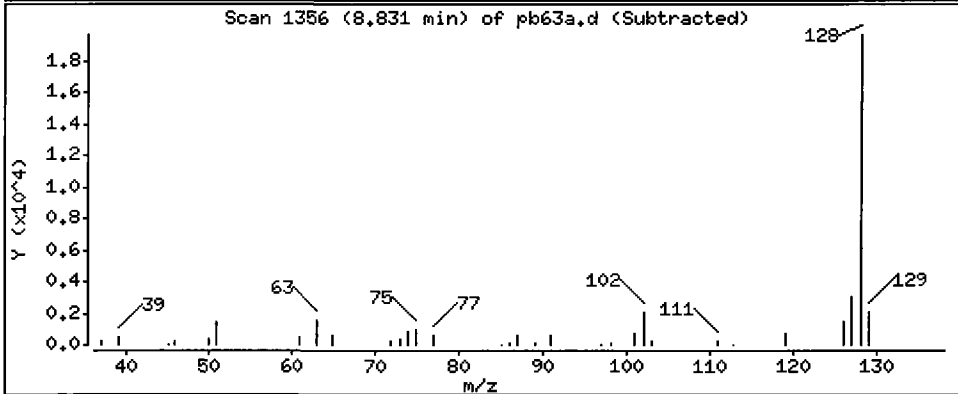
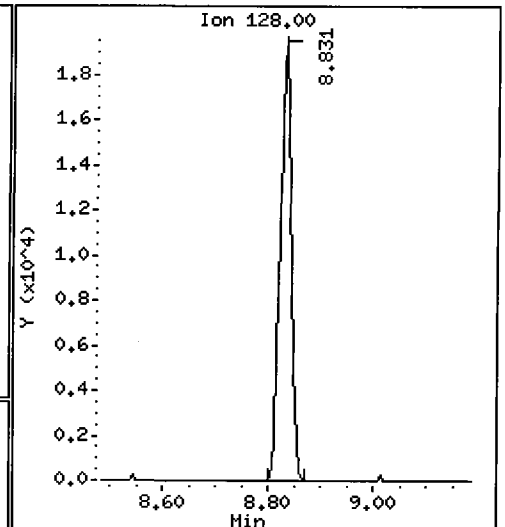
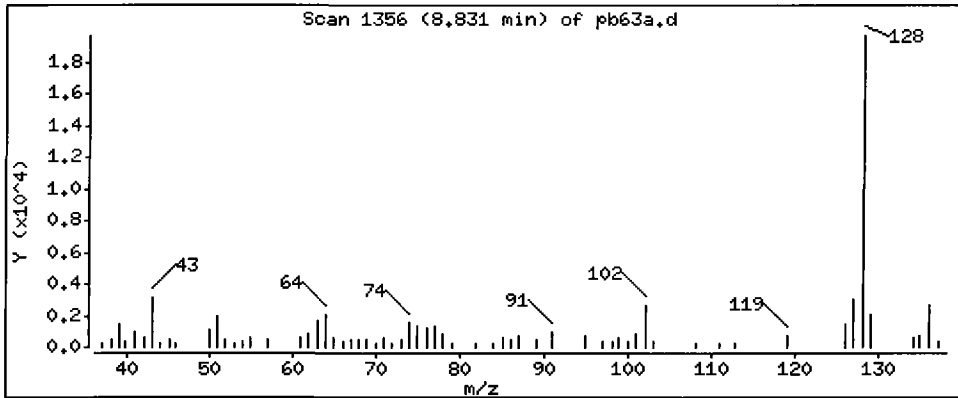
Operator: LJR/VTS

Column phase: ZB-5

Column diameter: 0.32

28 Naphthalene

Concentration: 25.88 ug/kg



Date: 16-JUN-2009 13:32

Client ID: 3SED8-A

Instrument: nt6.i

Sample Info: PB63A

Volume Injected (uL): 1.0

Operator: LJR/VTS

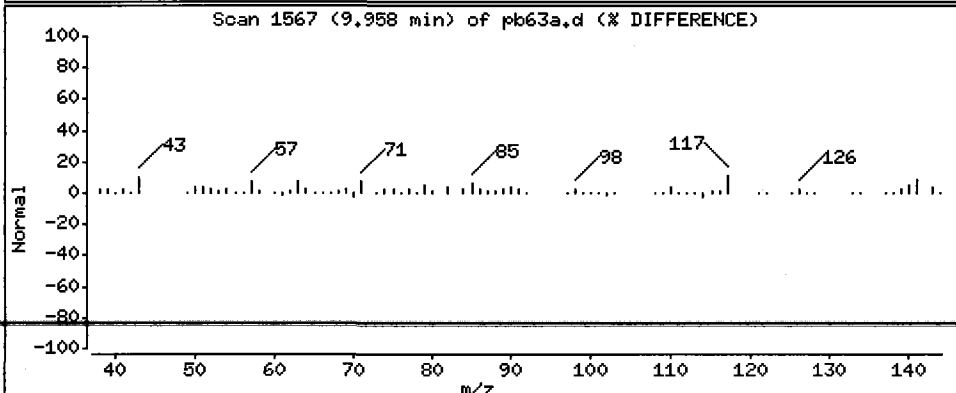
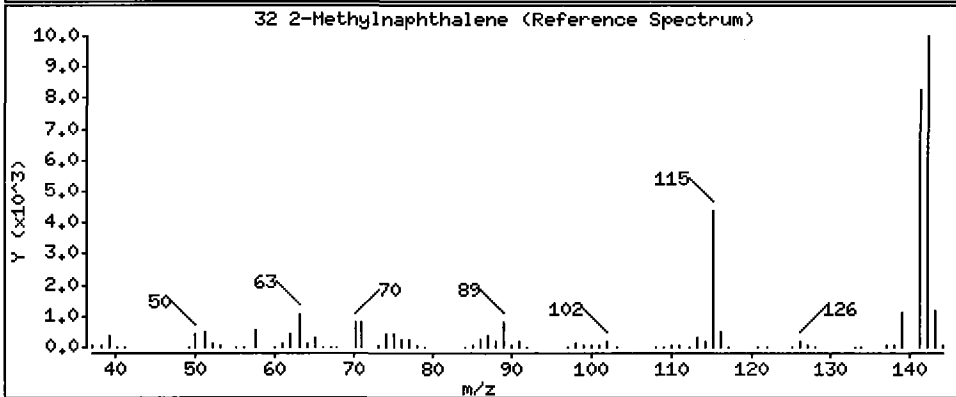
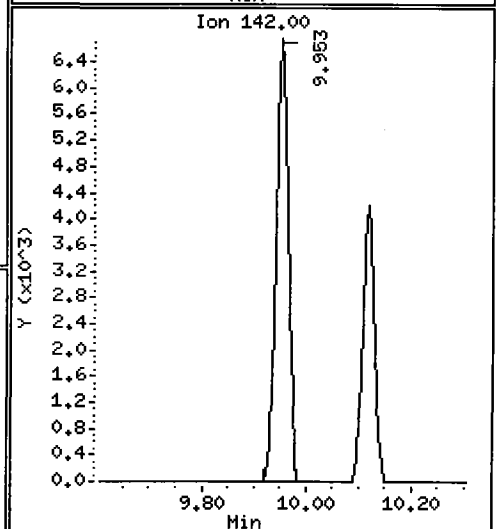
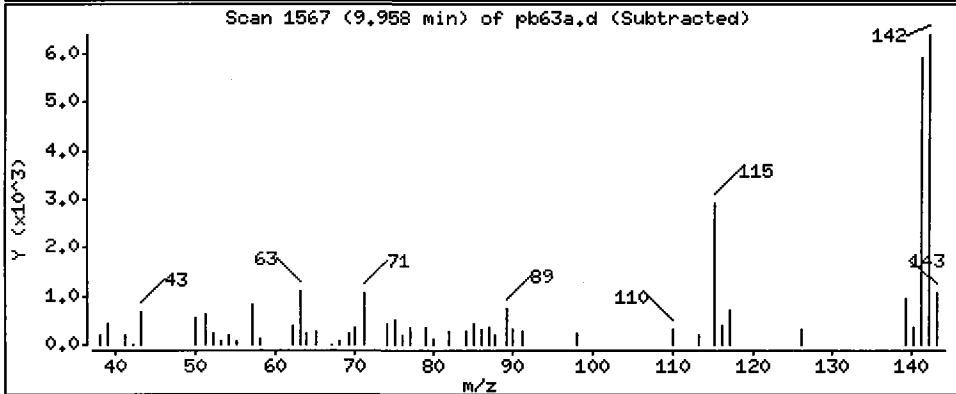
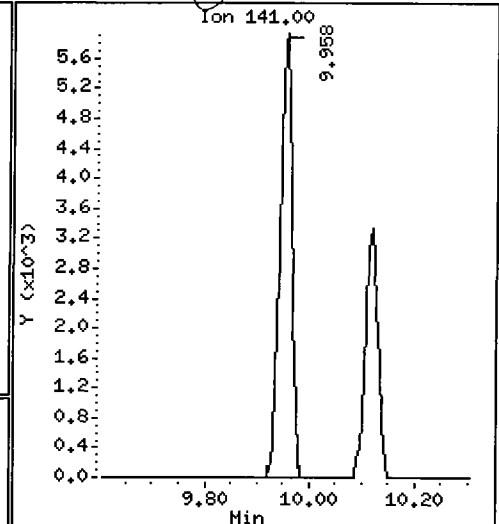
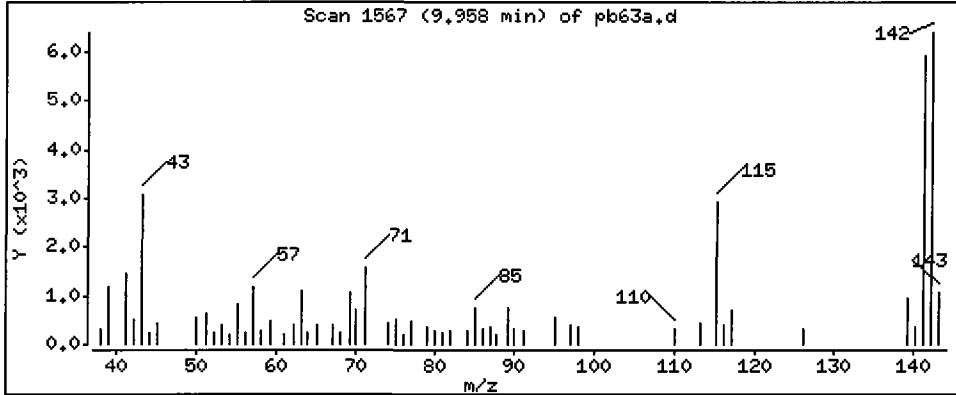
Column phase: ZB-5

Column diameter: 0.32

32 2-Methylnaphthalene

Concentration: 15.30 ug/kg

Handwritten signature



Date : 16-JUN-2009 13:32

Client ID: 3SED8-A

Instrument: nt6.i

Sample Info: PB63A

Volume Injected (uL): 1.0

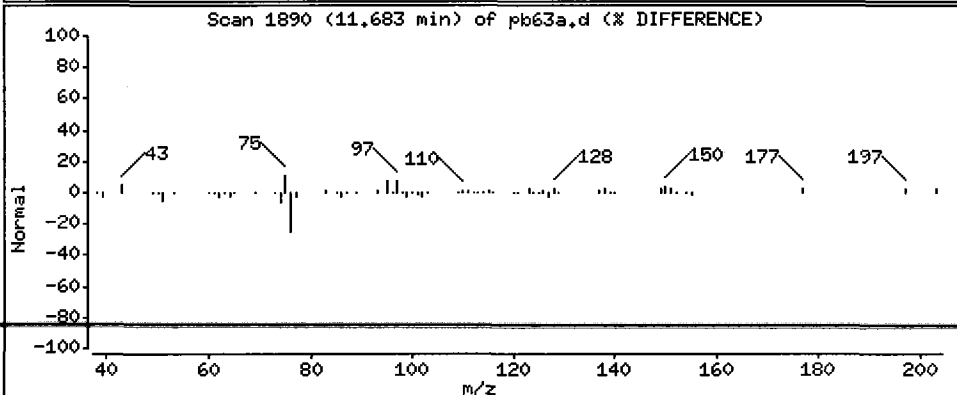
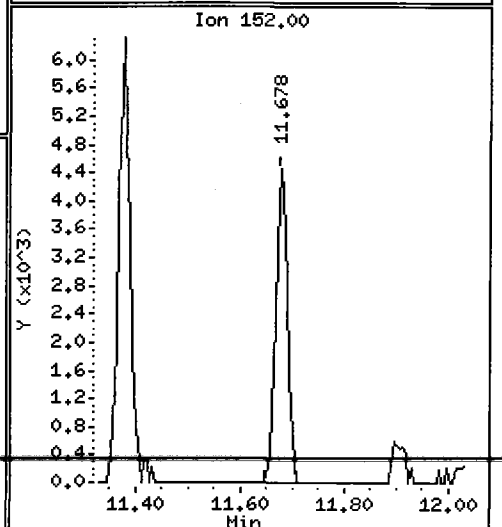
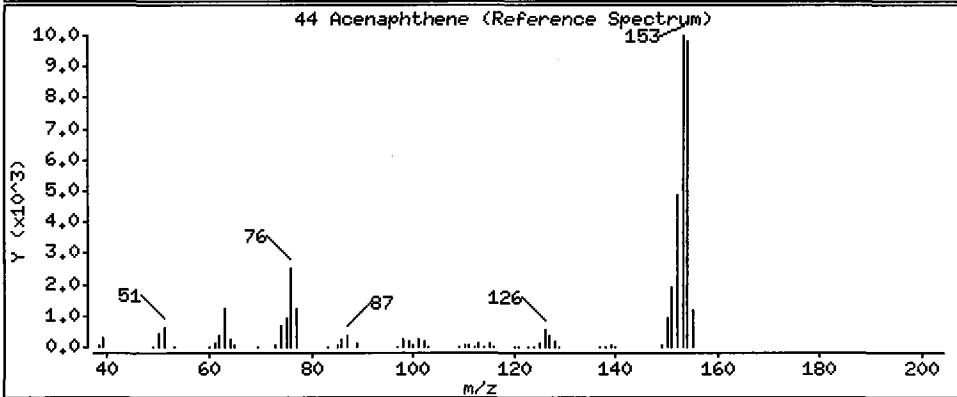
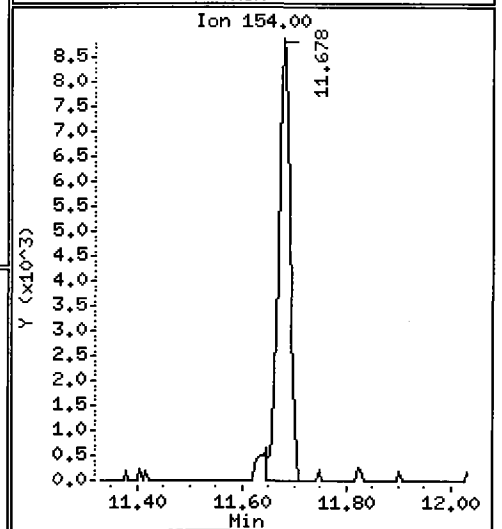
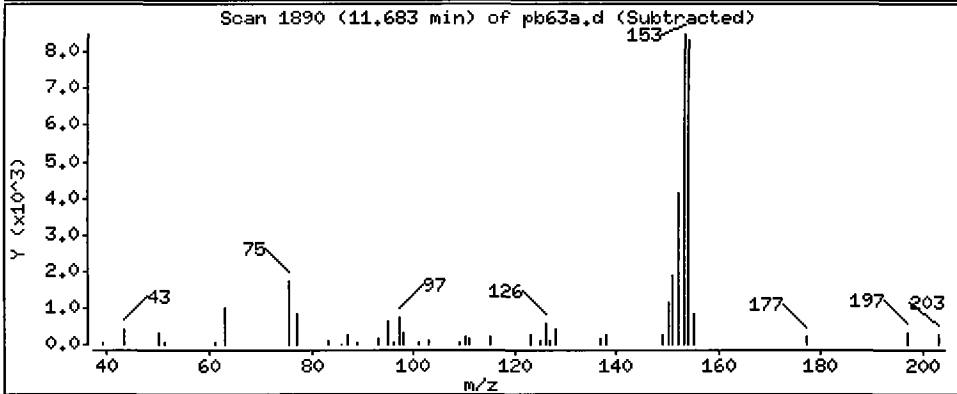
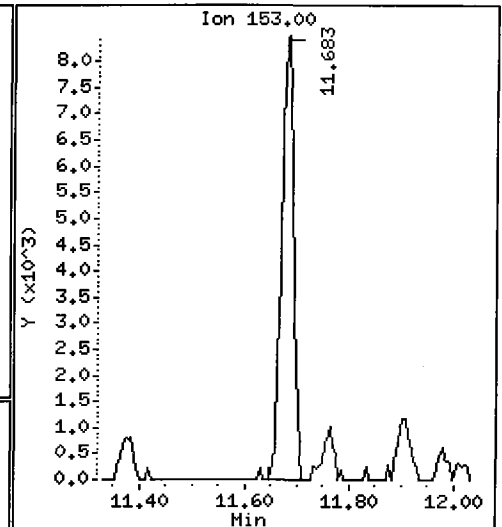
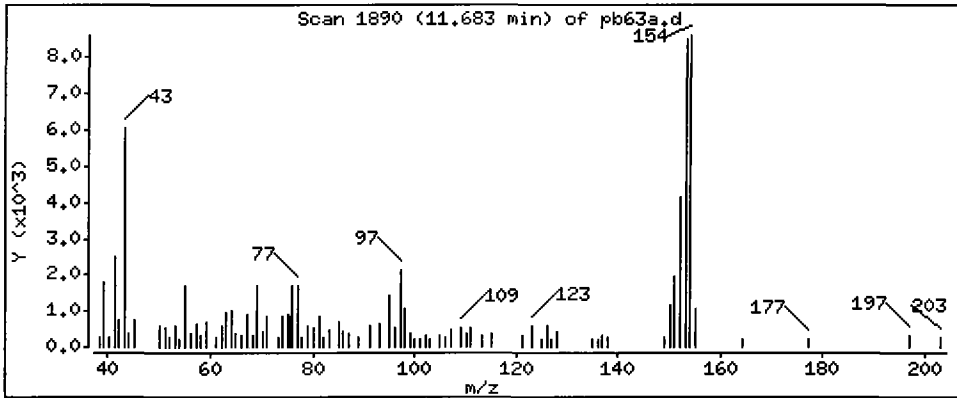
Operator: LJR/VTS

Column phase: ZB-5

Column diameter: 0.32

44 Acenaphthene

Concentration: 20.93 ug/kg



Date: 16-JUN-2009 13:32

Client ID: 3SED8-A

Instrument: nt6.i

Sample Info: PB63A

Volume Injected (uL): 1.0

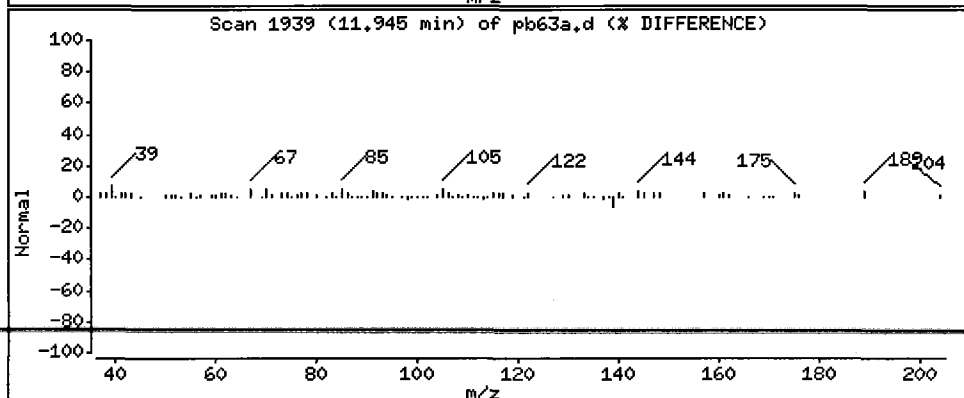
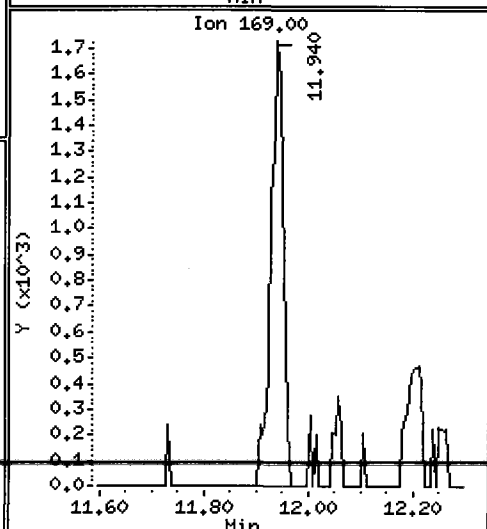
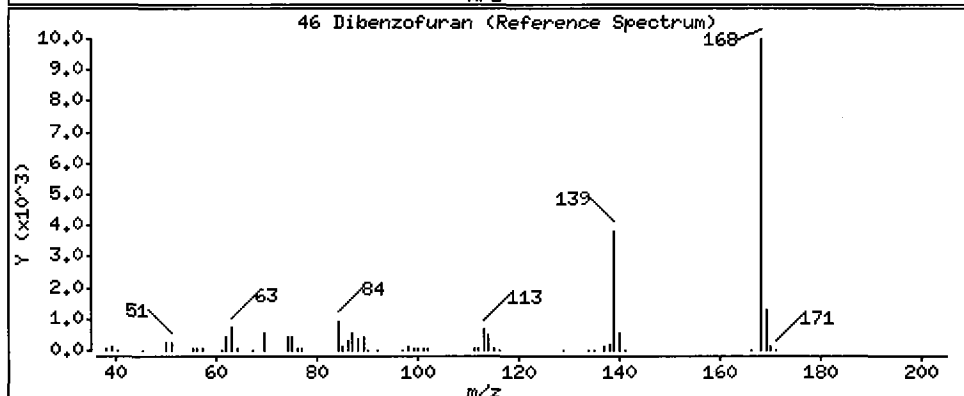
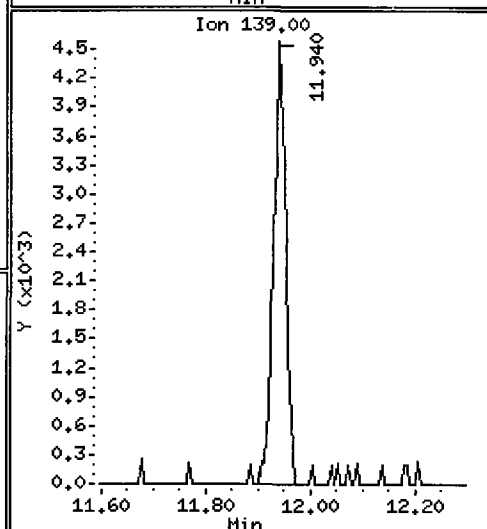
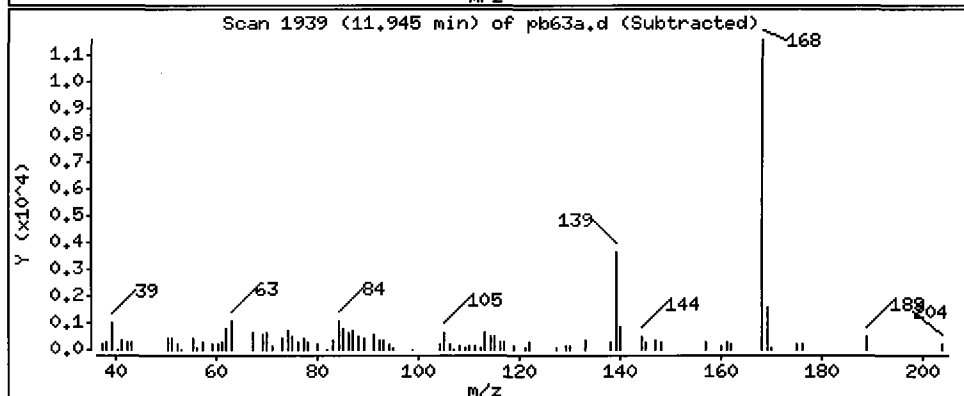
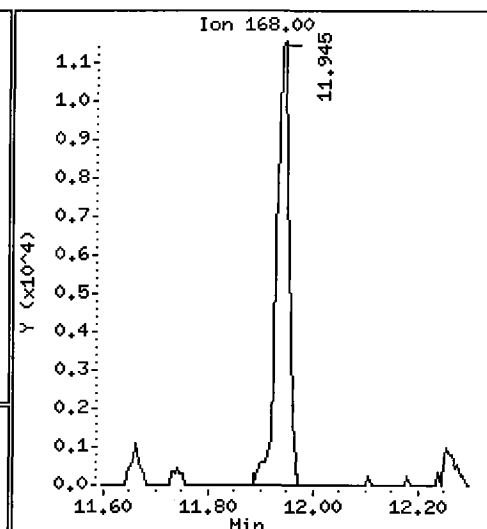
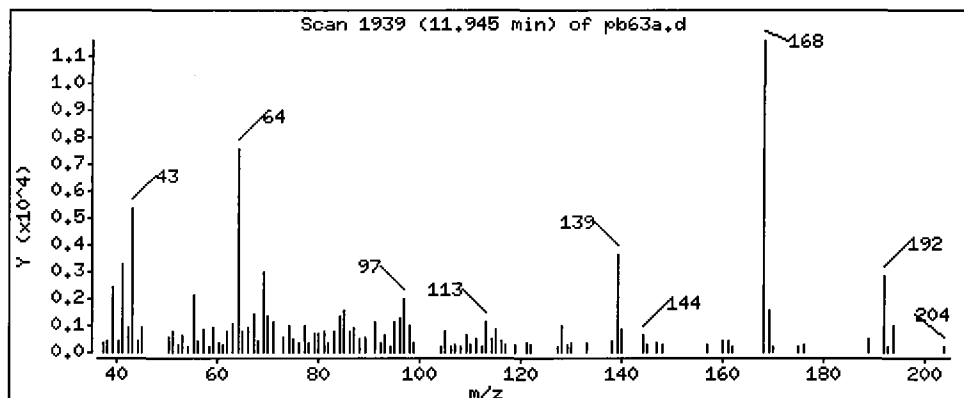
Operator: LJR/VTS

Column phase: ZB-5

Column diameter: 0.32

46 Dibenzofuran

Concentration: 20.66 ug/kg



Date : 16-JUN-2009 13:32

Client ID: 3SED8-A

Instrument: nt6.i

Sample Info: PB63A

Volume Injected (uL): 1.0

Operator: LJR/VTS

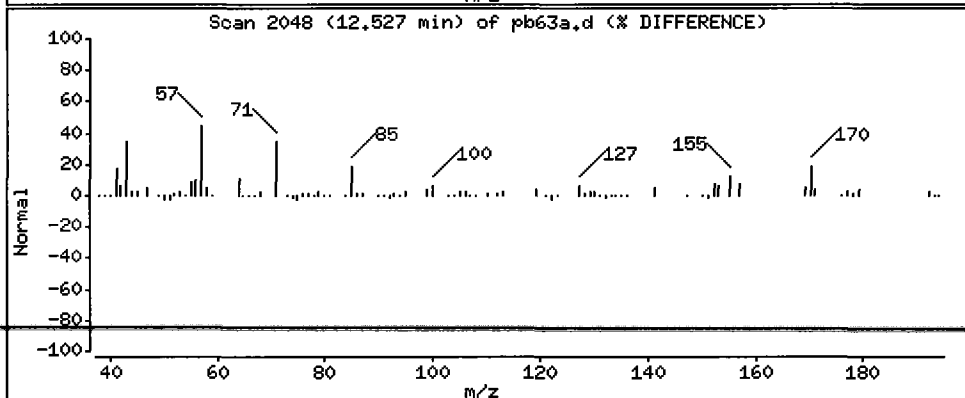
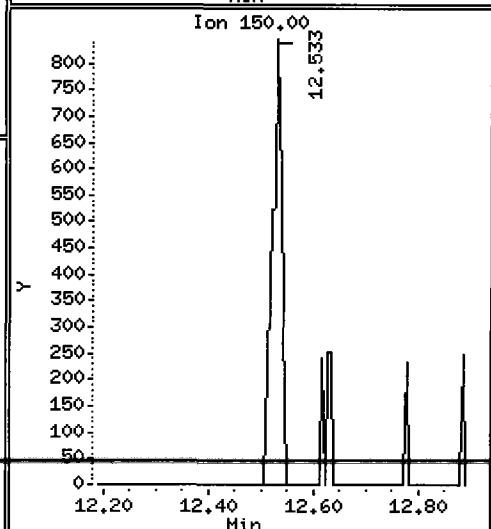
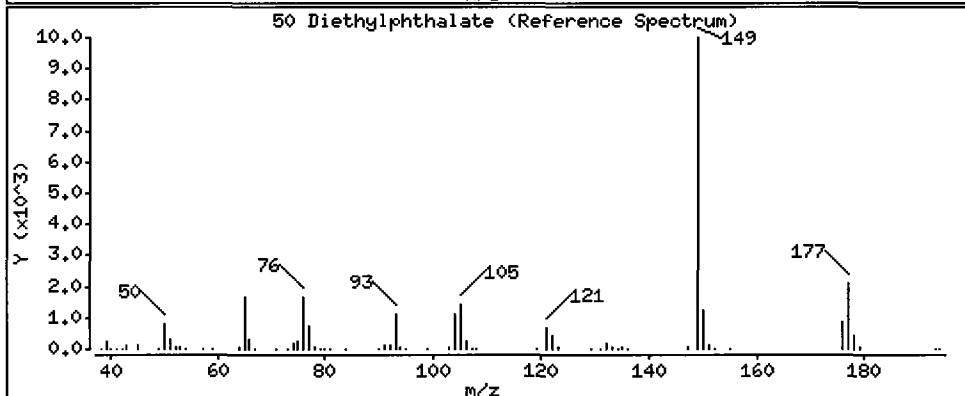
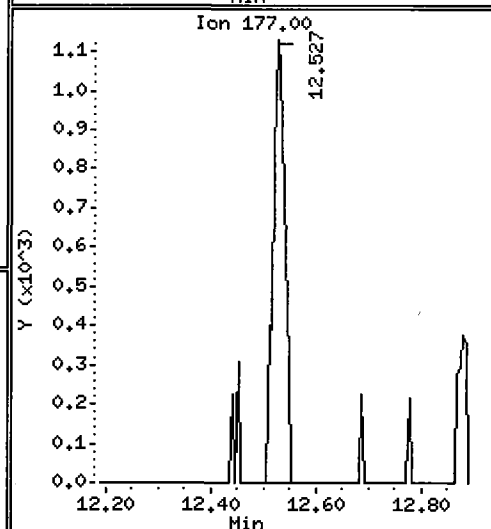
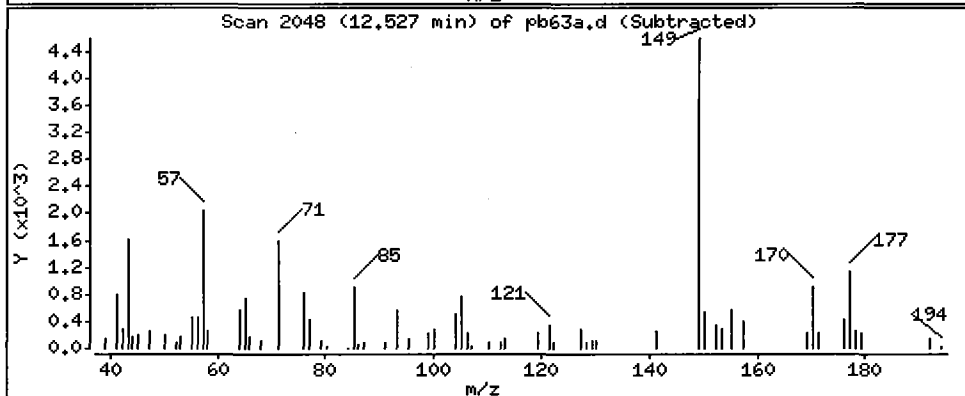
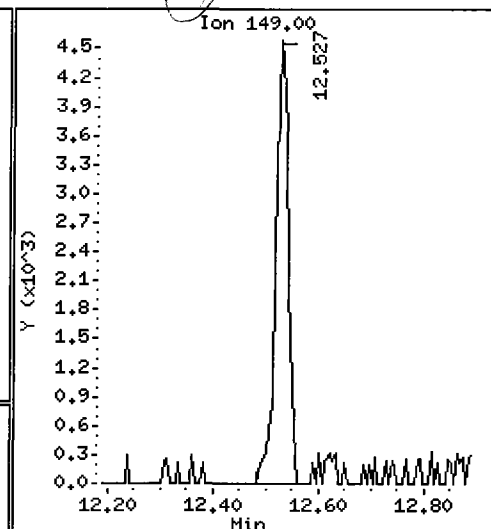
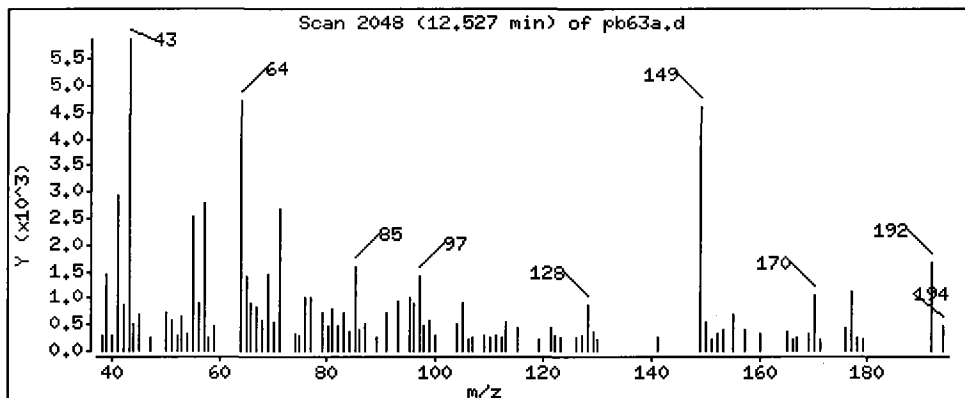
Column phase: ZB-5

Column diameter: 0.32

50 Diethylphthalate

Concentration: 11.31 ug/kg

FLUC



Date : 16-JUN-2009 13:32

Client ID: 3SED8-A

Instrument: nt6.i

Sample Info: PB63A

Volume Injected (uL): 1.0

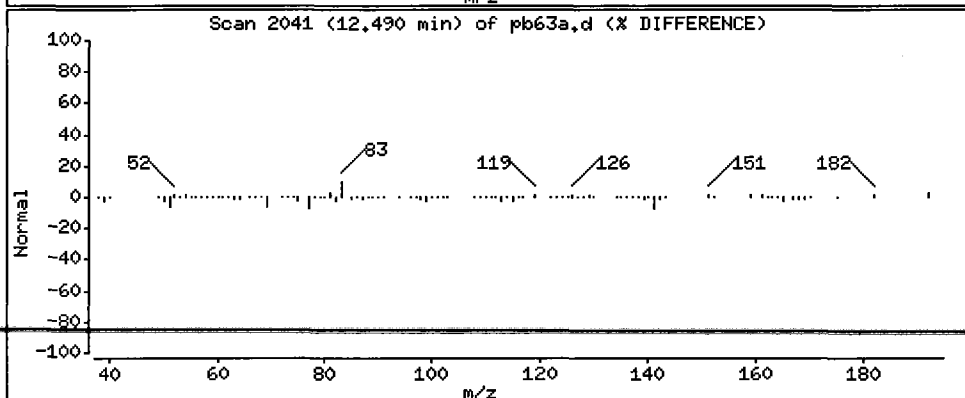
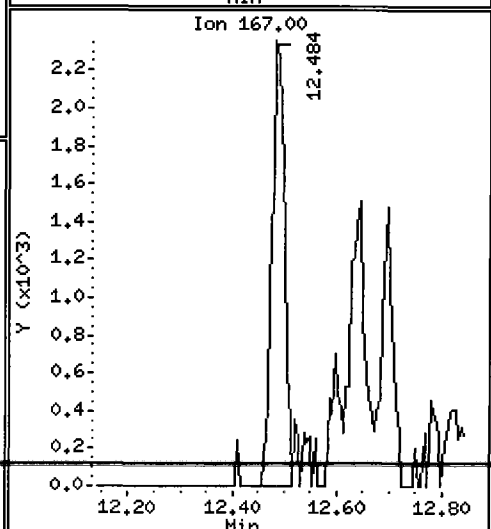
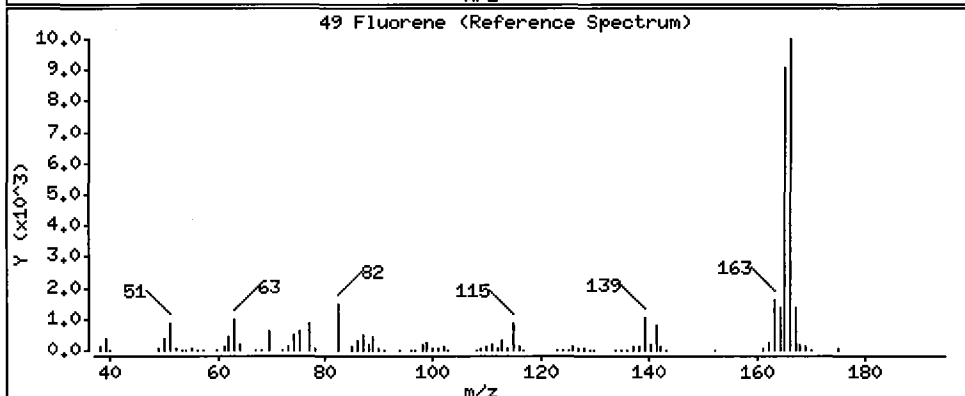
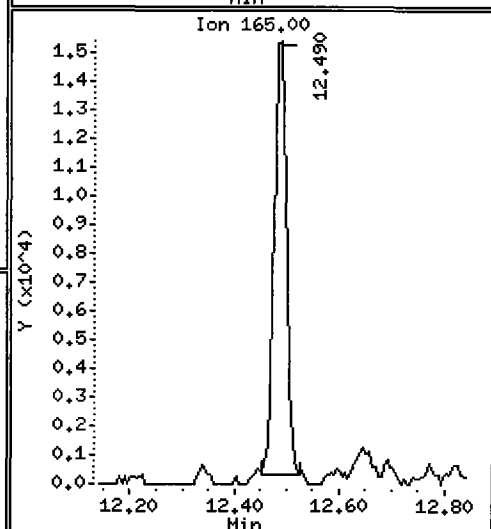
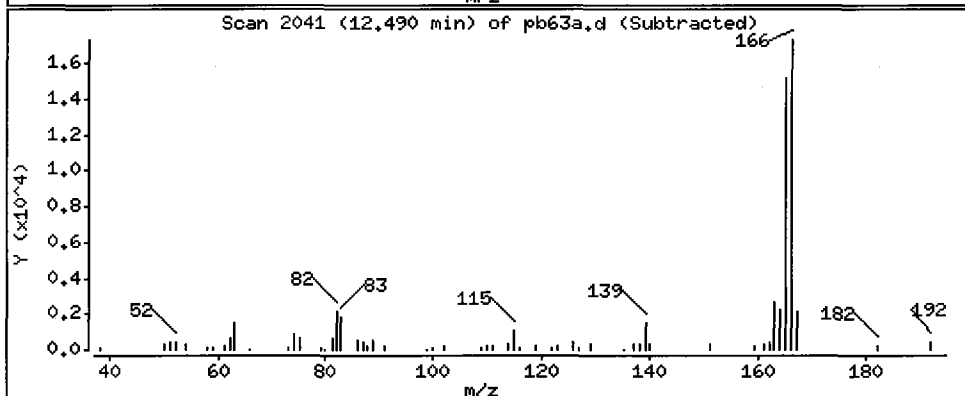
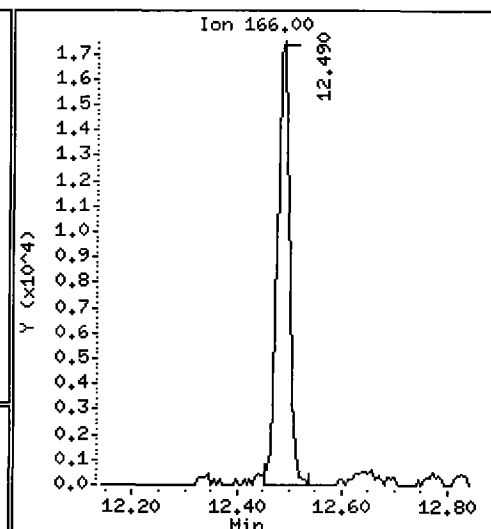
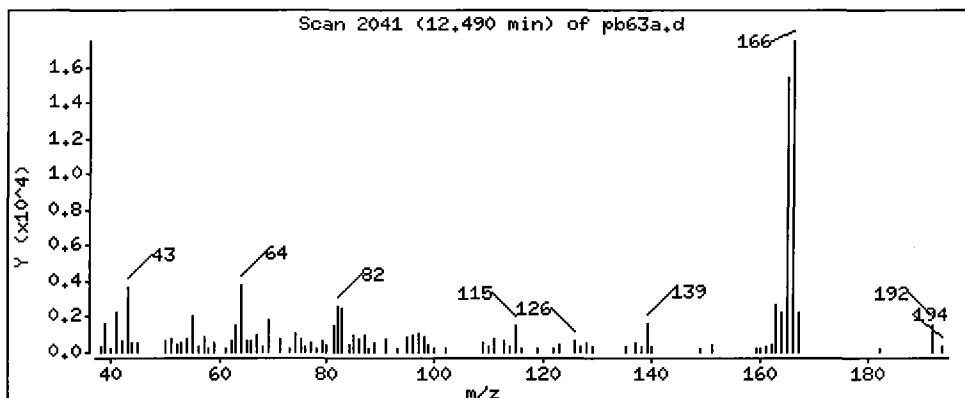
Operator: LJR/VTS

Column phase: ZB-5

Column diameter: 0.32

49 Fluorene

Concentration: 37.00 ug/kg



Date: 16-JUN-2009 13:32

Client ID: 3SED8-A

Instrument: nt6.i

Sample Info: PB63A

Volume Injected (uL): 1.0

Operator: LJR/VTS

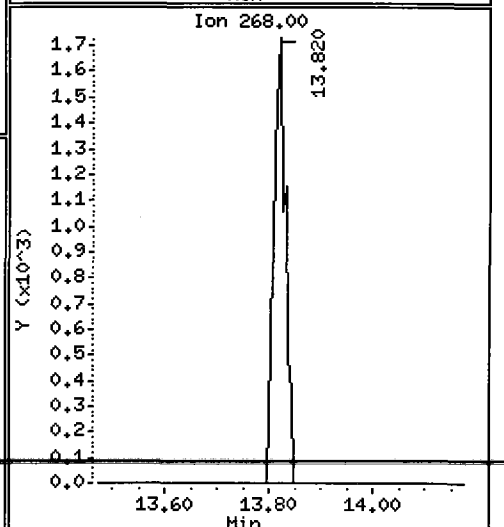
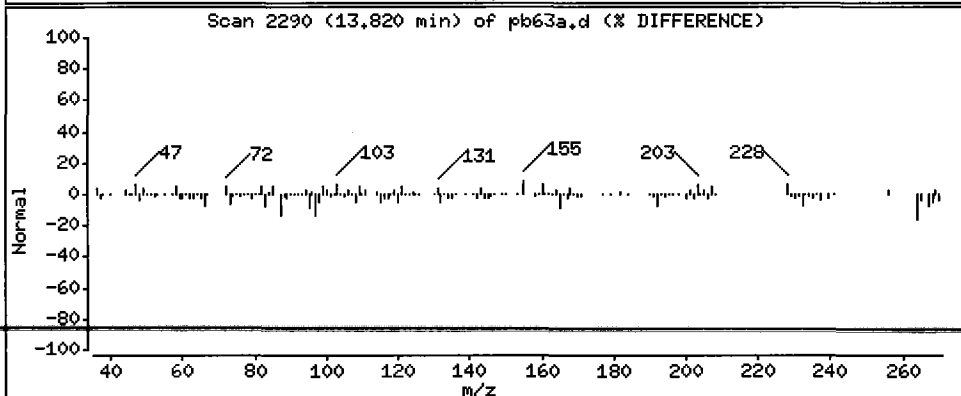
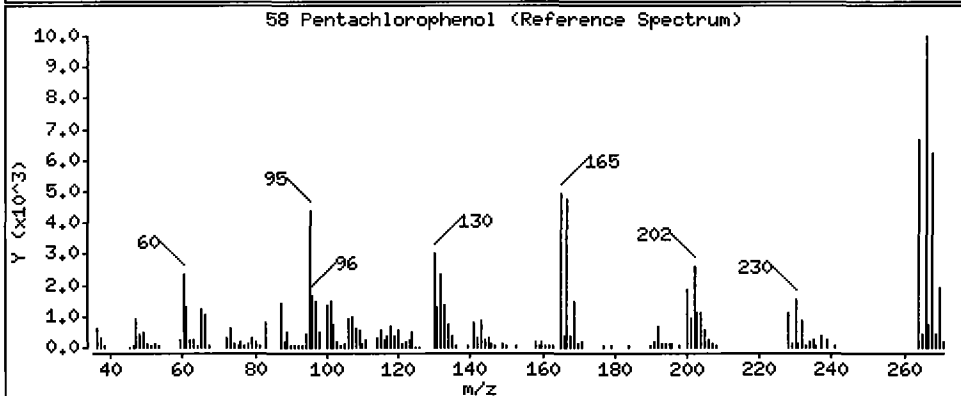
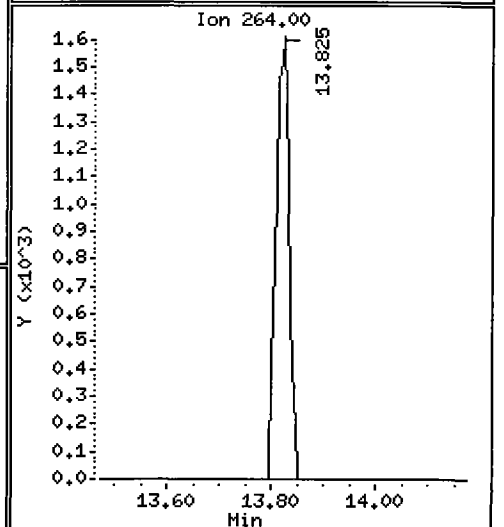
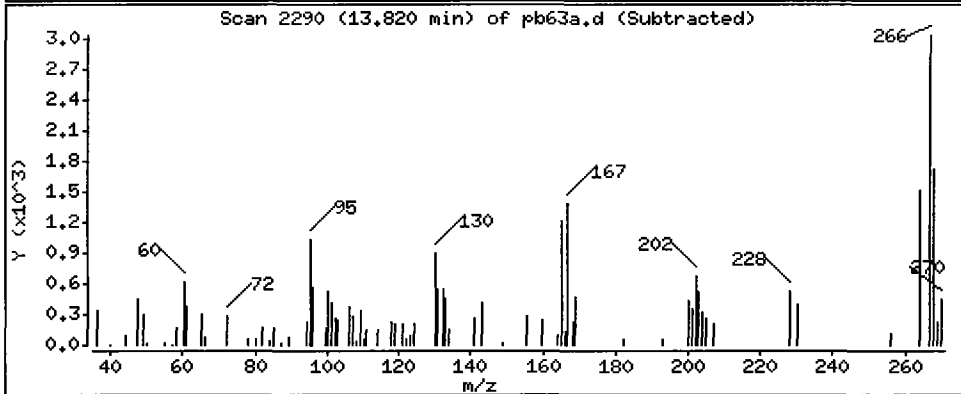
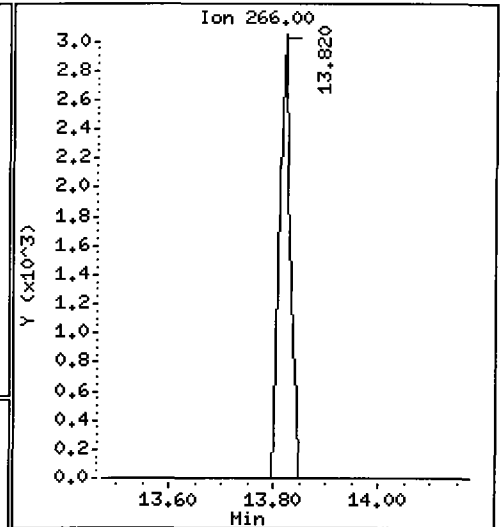
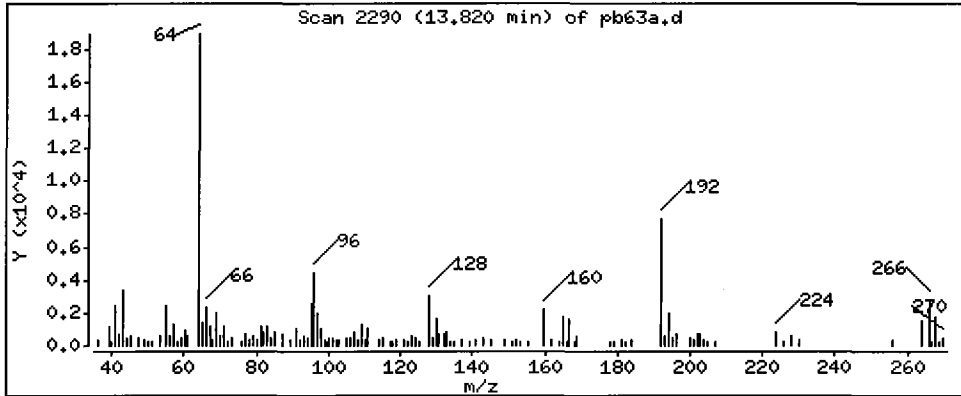
Column phase: ZB-5

Column diameter: 0.32

58 Pentachlorophenol

Concentration: 48.11 ug/kg

OLN



Date : 16-JUN-2009 13:32

Client ID: 3SED8-A

Instrument: nt6.i

Sample Info: PB63A

Volume Injected (uL): 1.0

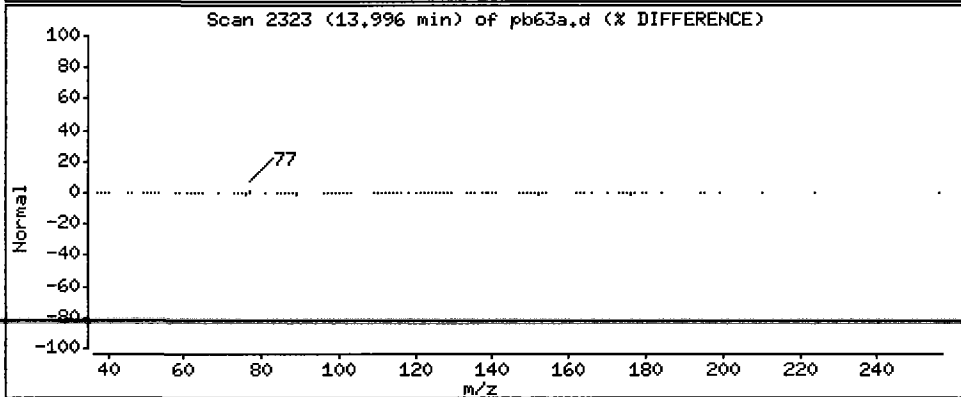
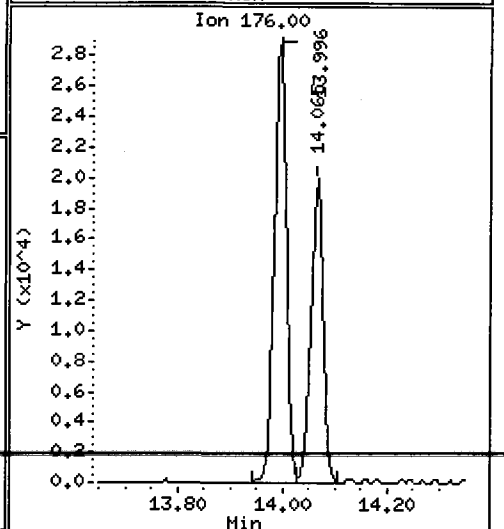
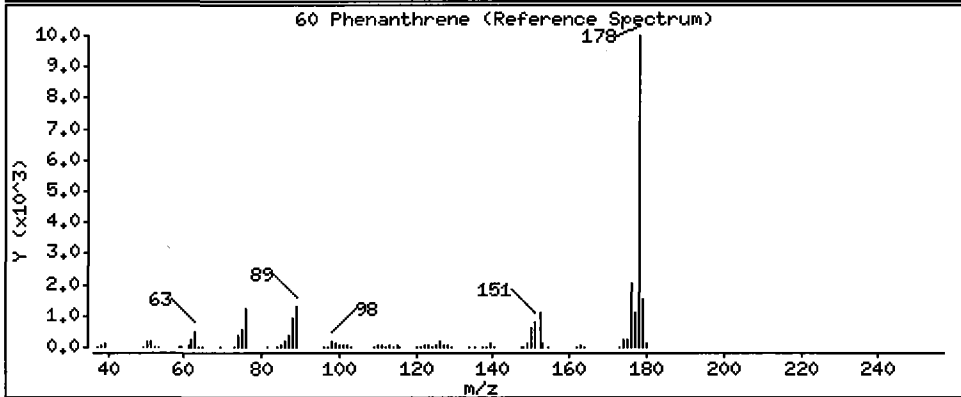
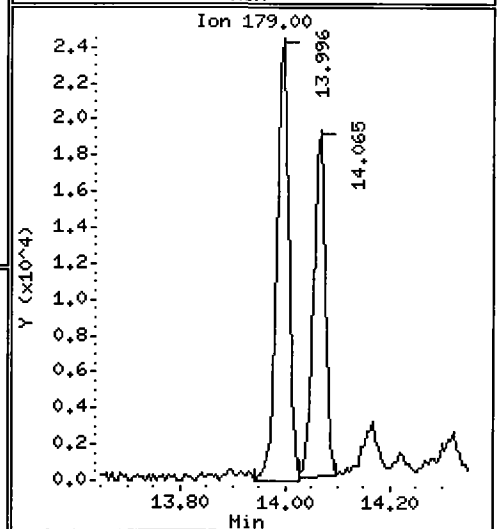
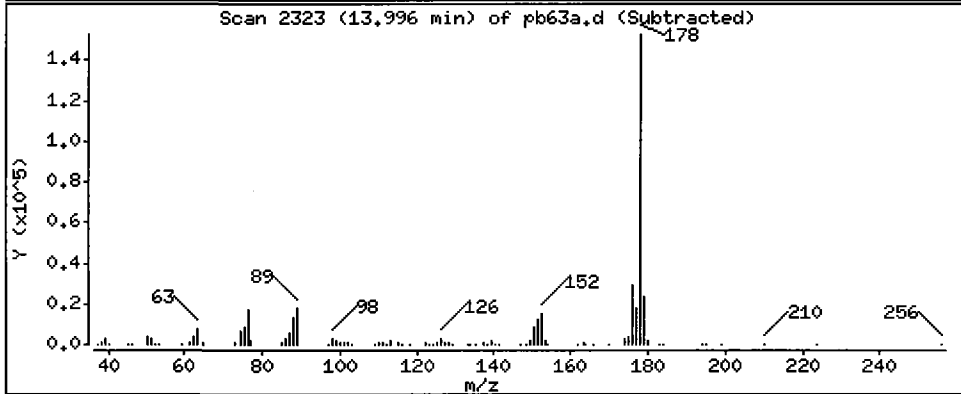
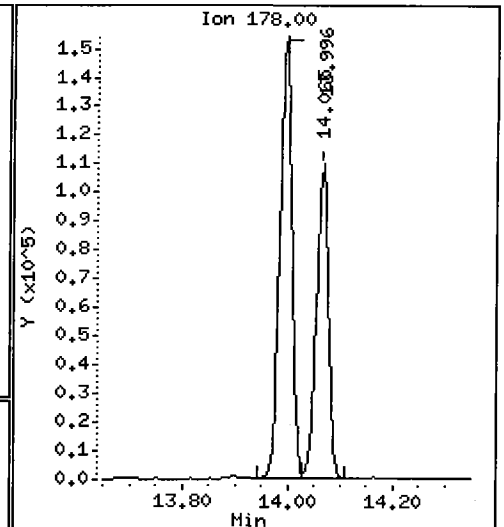
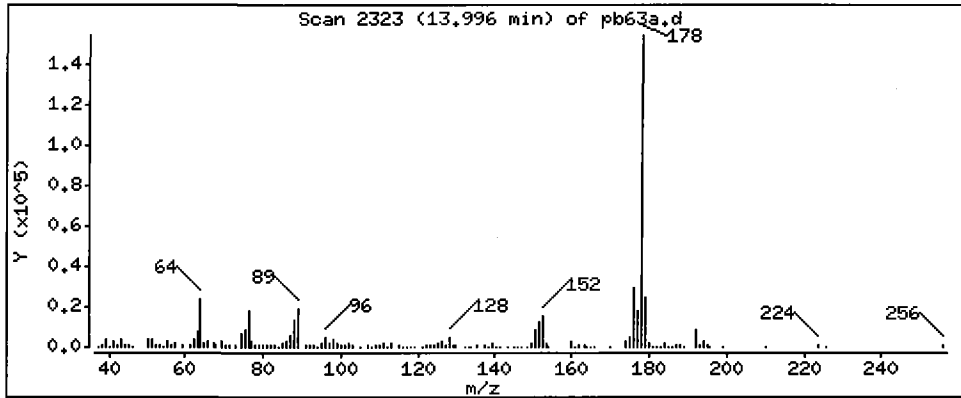
Operator: LJR/VTS

Column phase: ZB-5

Column diameter: 0.32

60 Phenanthrene

Concentration: 252.7 ug/kg



Date: 16-JUN-2009 13:32

Client ID: 3SED8-A

Instrument: nt6.i

Sample Info: PB63A

Volume Injected (uL): 1.0

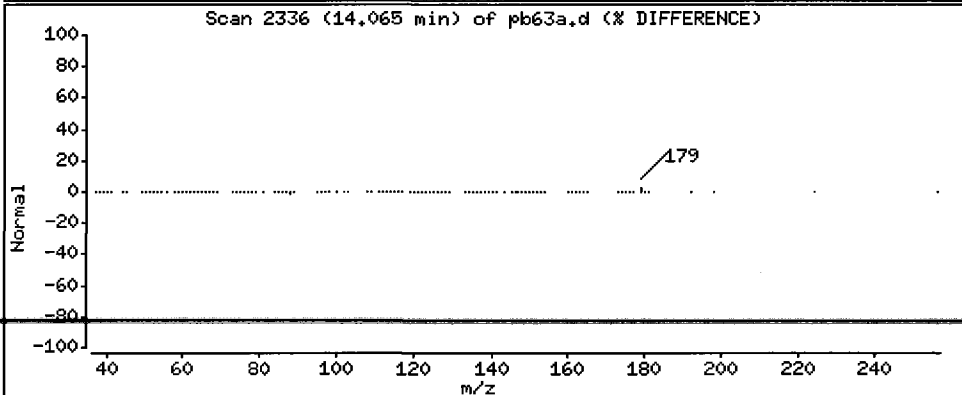
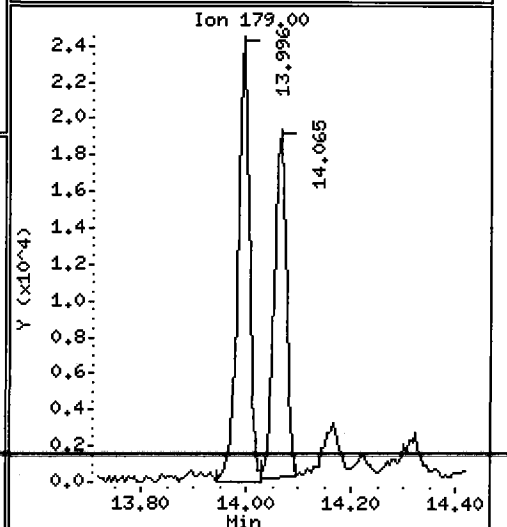
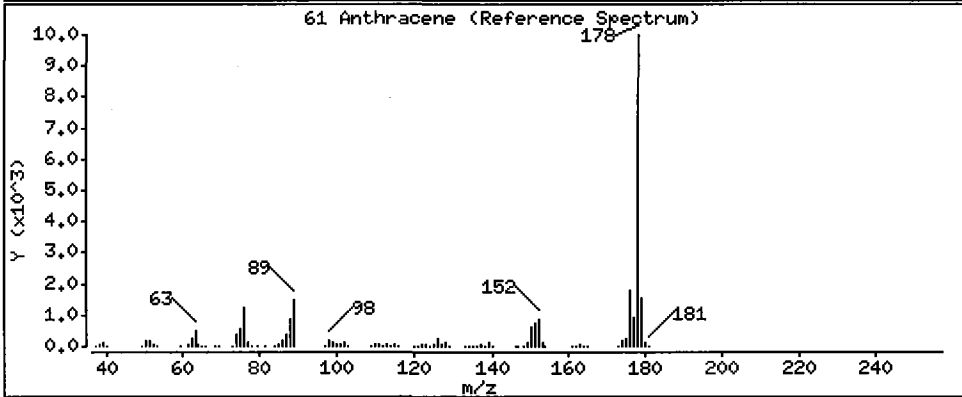
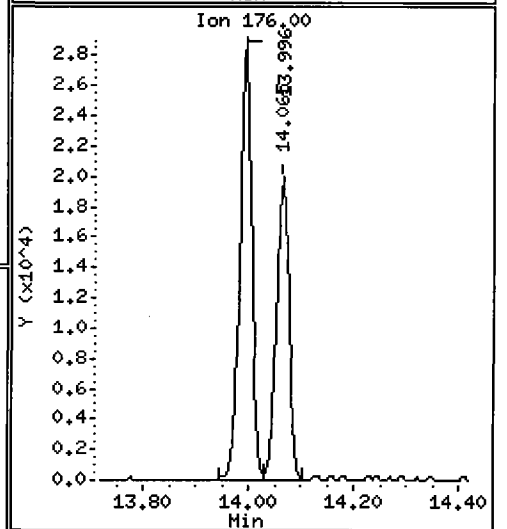
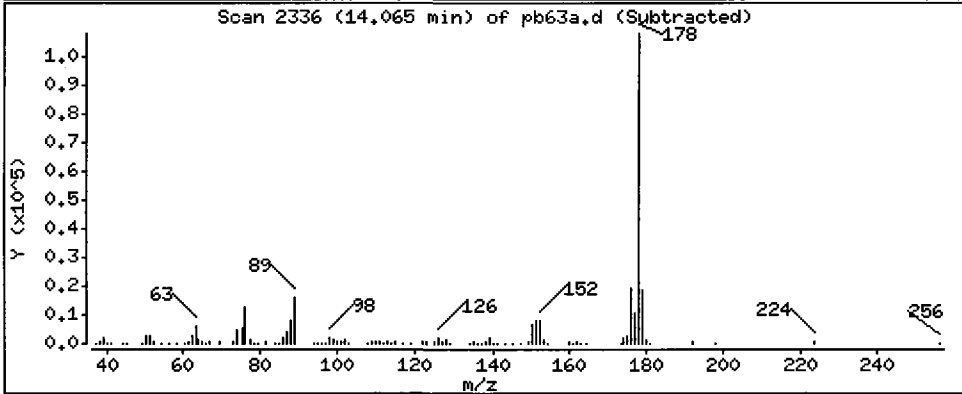
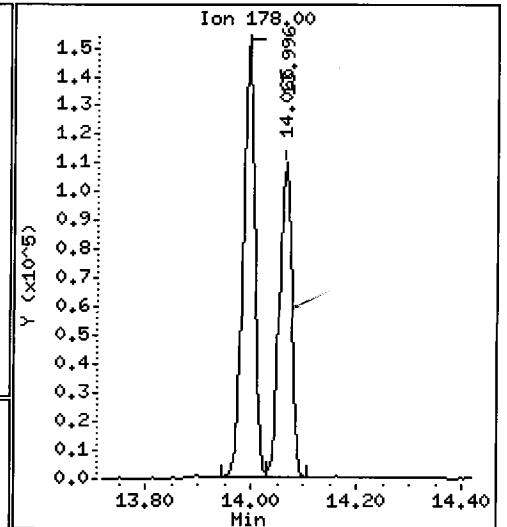
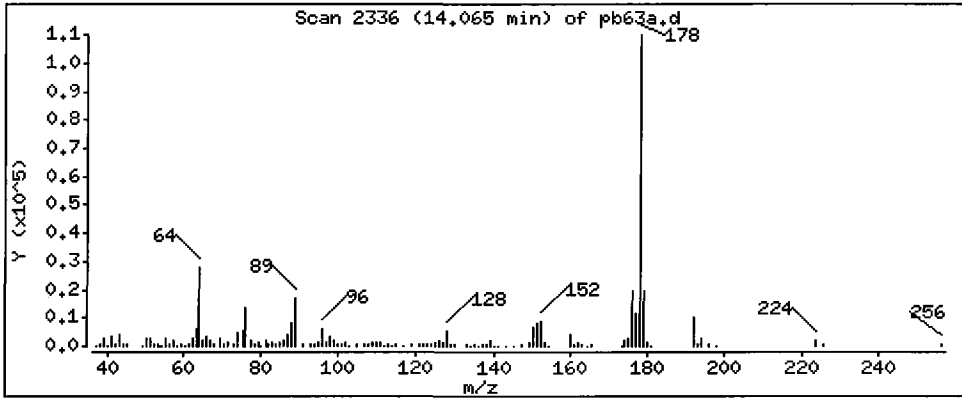
Operator: LJR/VTS

Column phase: ZB-5

Column diameter: 0.32

61 Anthracene

Concentration: 183.2 ug/kg



Date : 16-JUN-2009 13:32

Client ID: 3SED8-A

Instrument: nt6.i

Sample Info: PB63A

Volume Injected (uL): 1.0

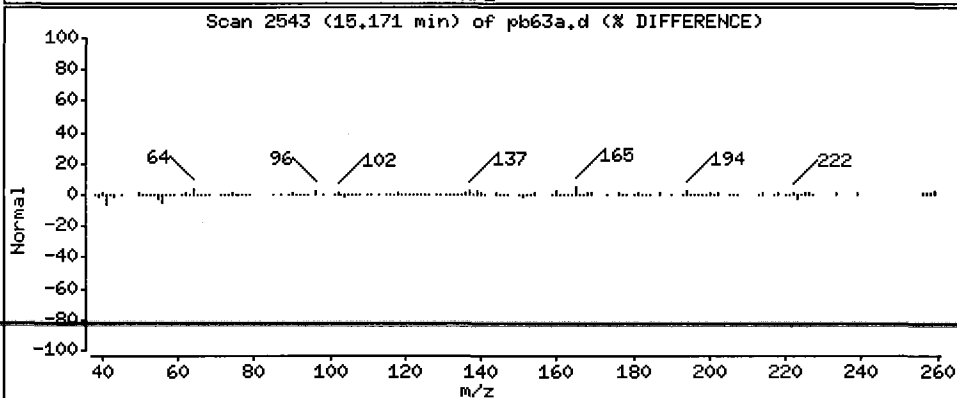
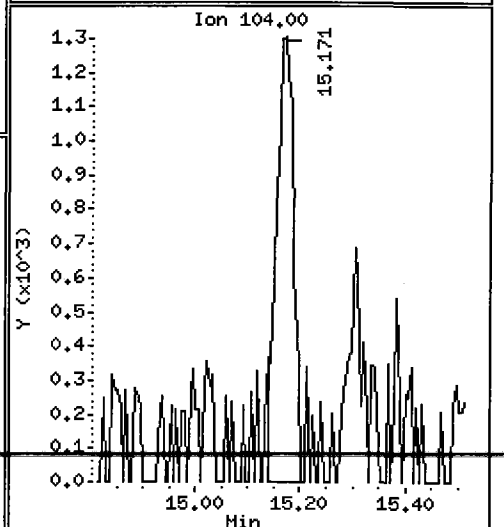
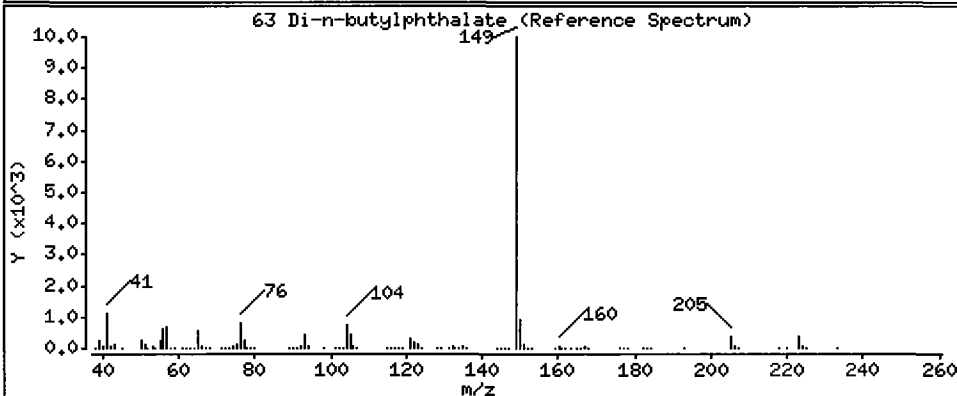
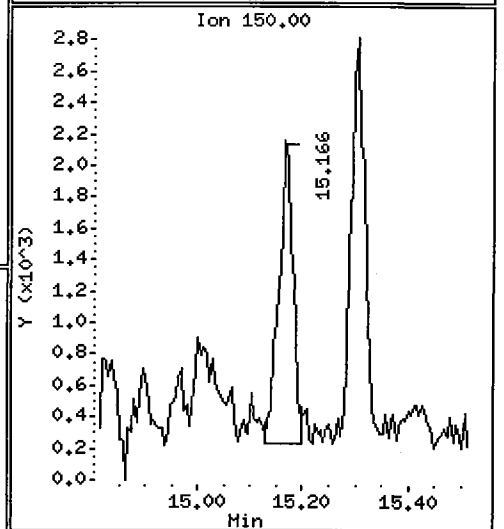
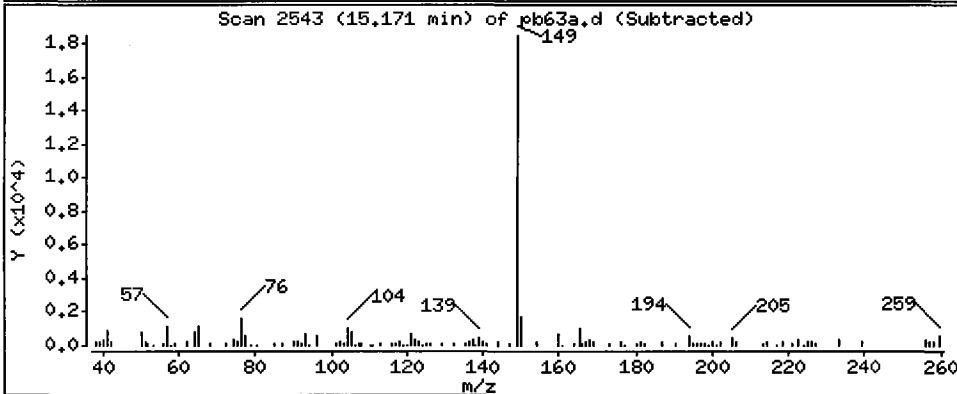
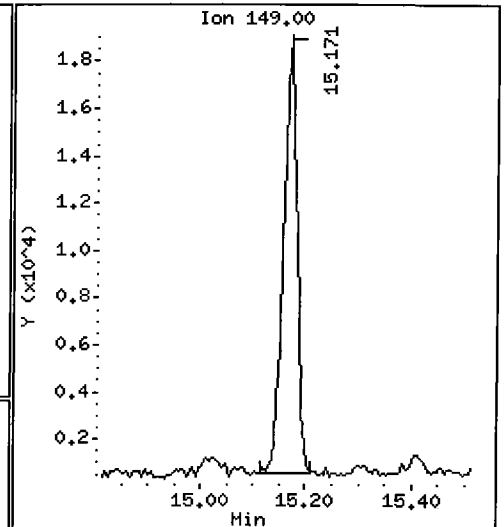
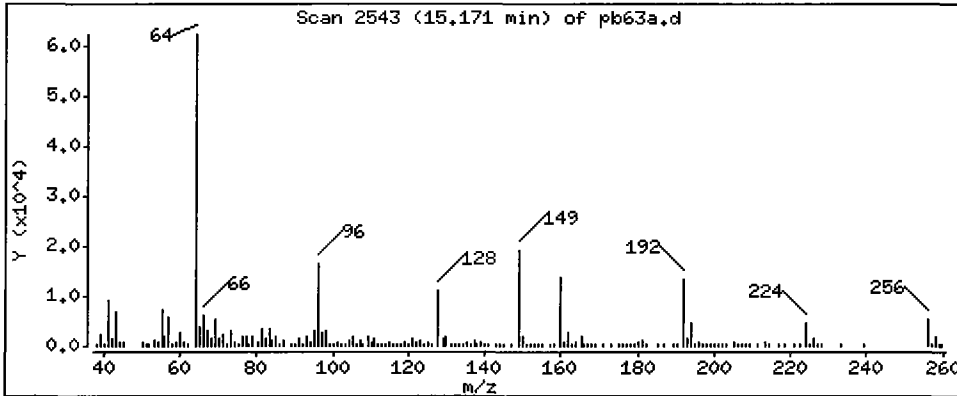
Operator: LJR/VTS

Column phase: ZB-5

Column diameter: 0.32

63 Di-n-butylphthalate

Concentration: 34.85 ug/kg



Date : 16-JUN-2009 13:32

Client ID: 3SED8-A

Instrument: nt6.i

Sample Info: PB63A

Volume Injected (uL): 1.0

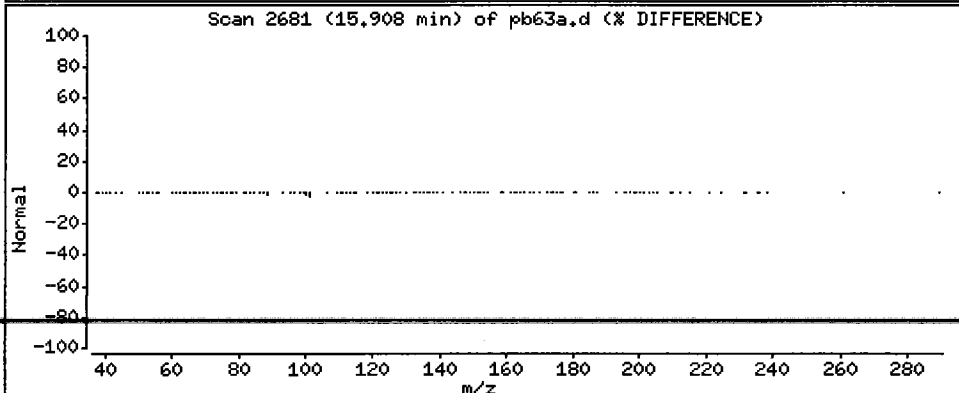
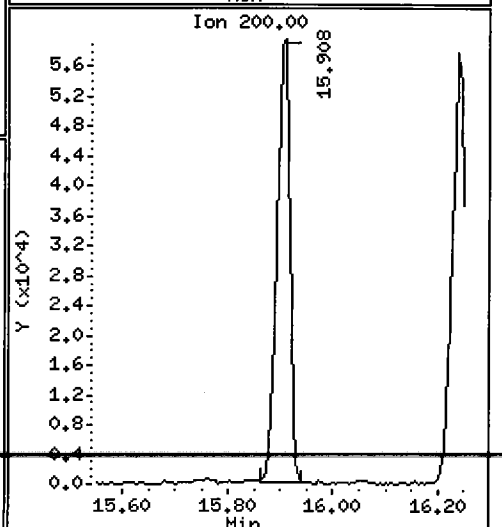
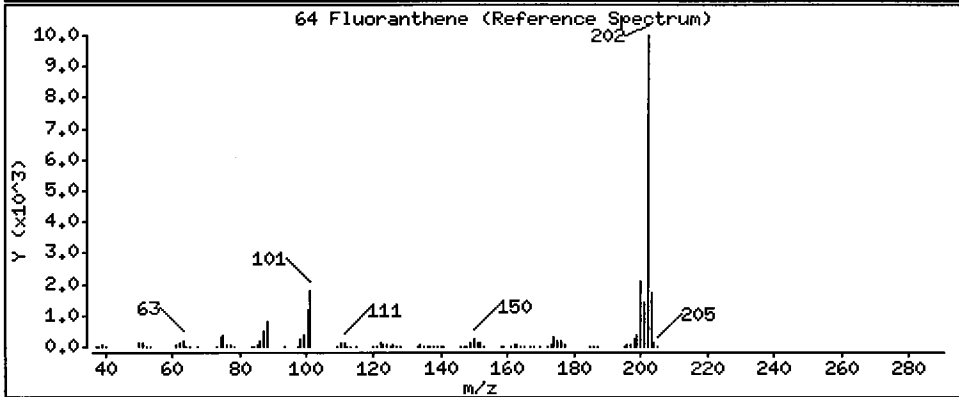
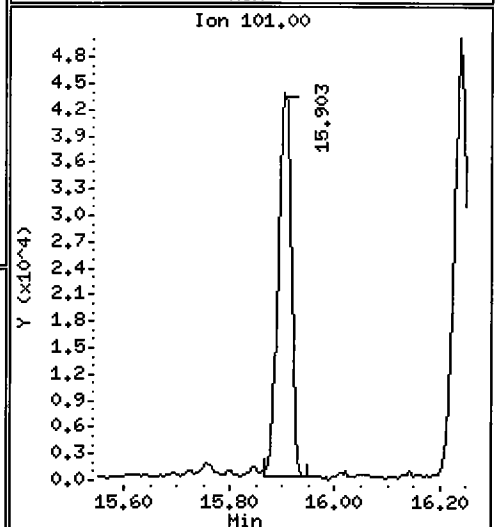
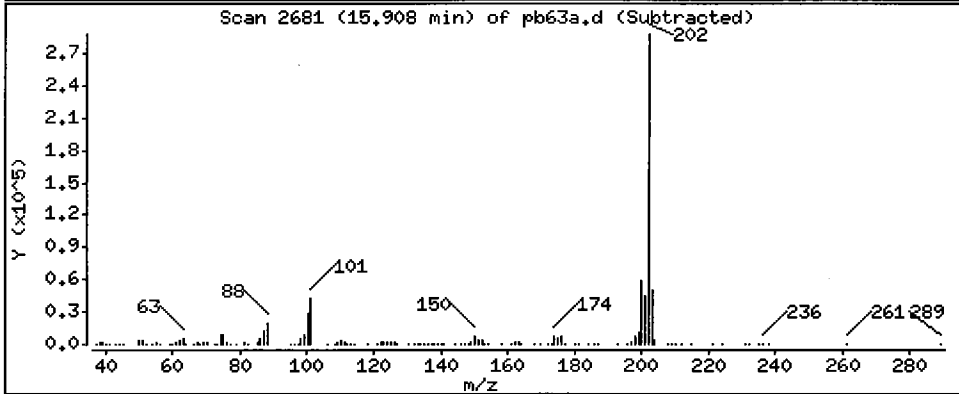
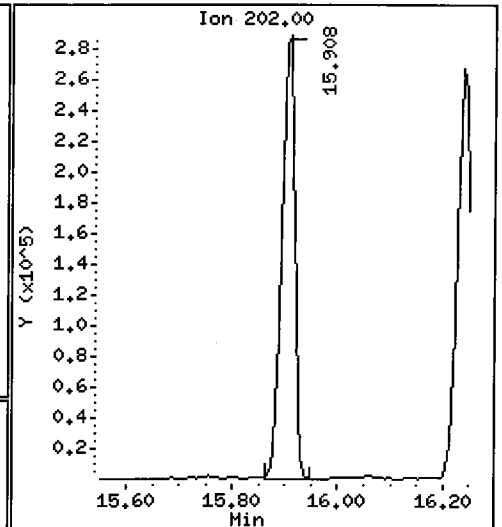
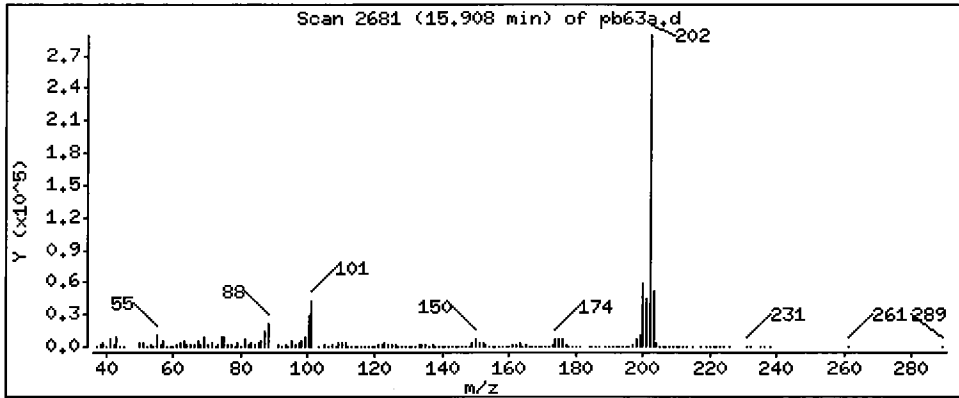
Operator: LJR/VTS

Column phase: ZB-5

Column diameter: 0.32

64 Fluoranthene

Concentration: 499.6 ug/kg



Date : 16-JUN-2009 13:32

Client ID: 3SED8-A

Instrument: nt6.i

Sample Info: PB63A

Volume Injected (uL): 1.0

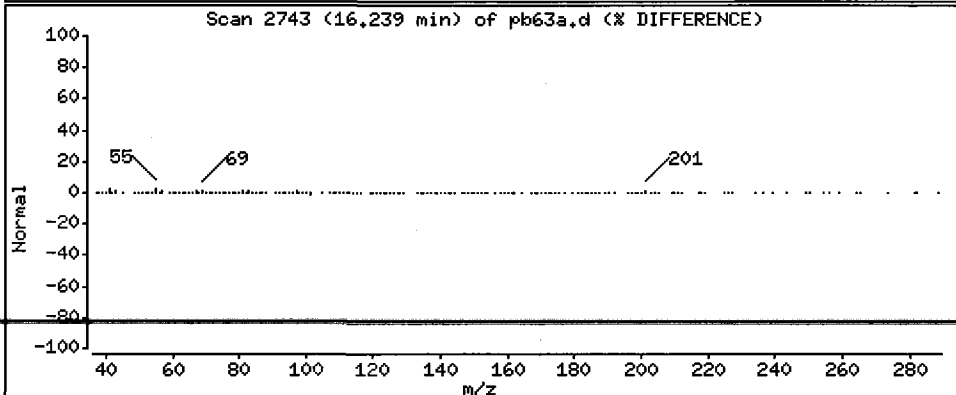
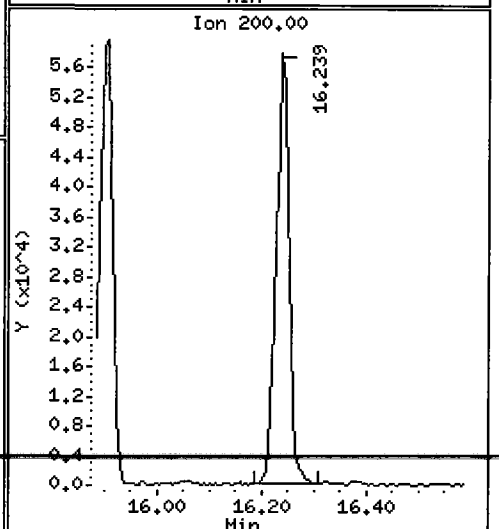
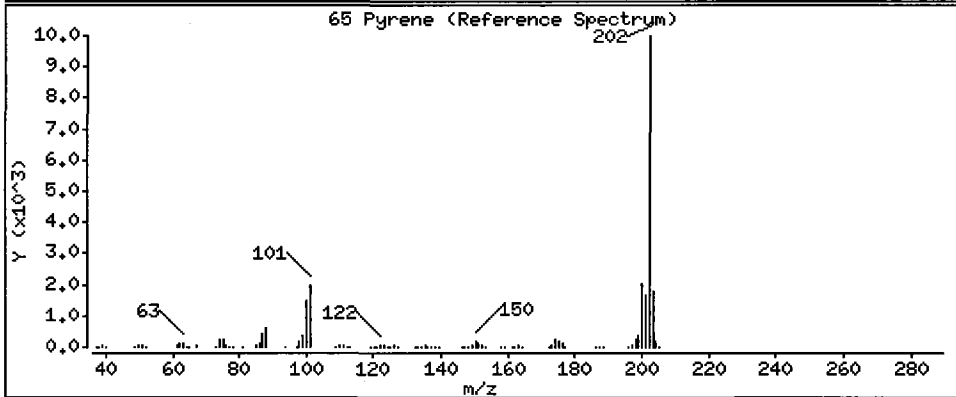
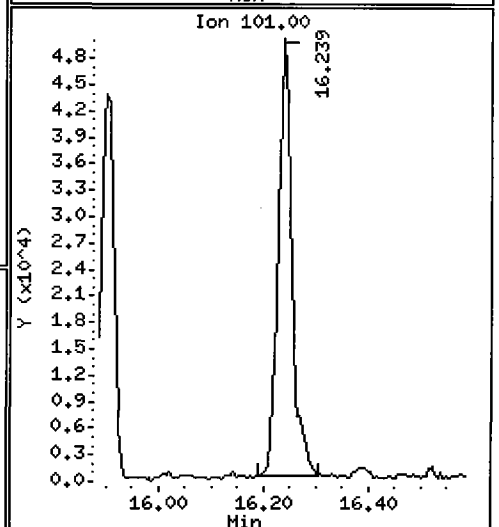
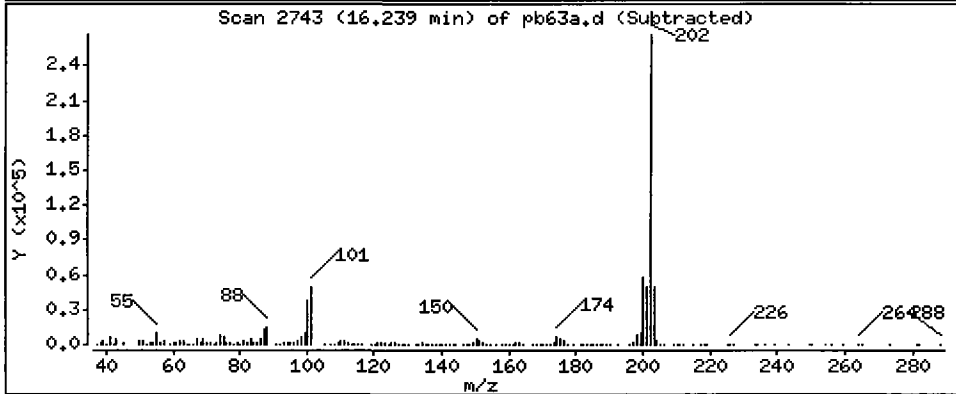
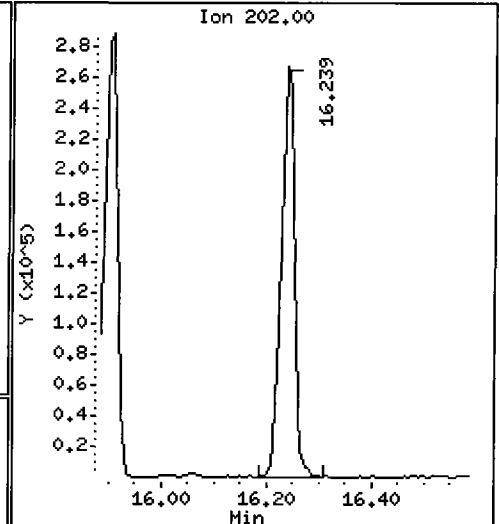
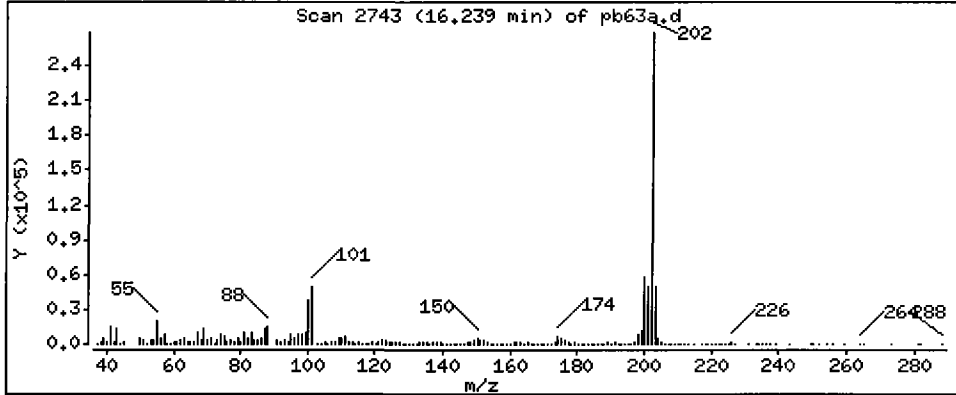
Operator: LJR/VTS

Column phase: ZB-5

Column diameter: 0.32

65 Pyrene

Concentration: 415.3 ug/kg



Date : 16-JUN-2009 13:32

Client ID: 3SED8-A

Instrument: nt6.i

Sample Info: PB63A

Volume Injected (uL): 1.0

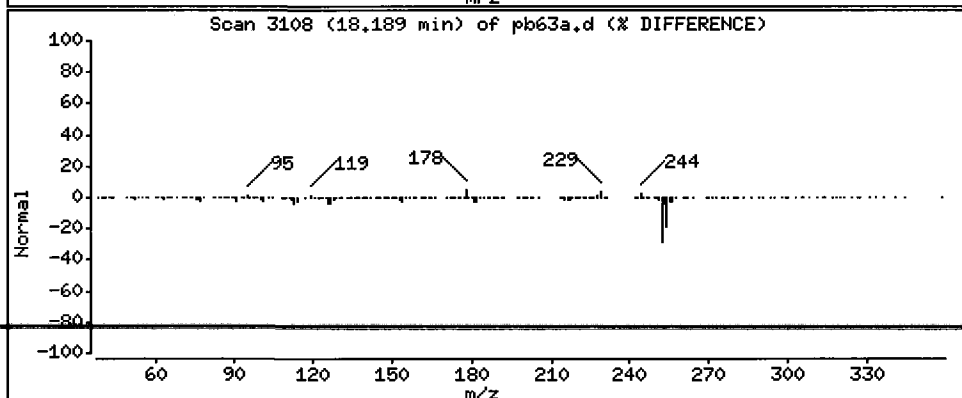
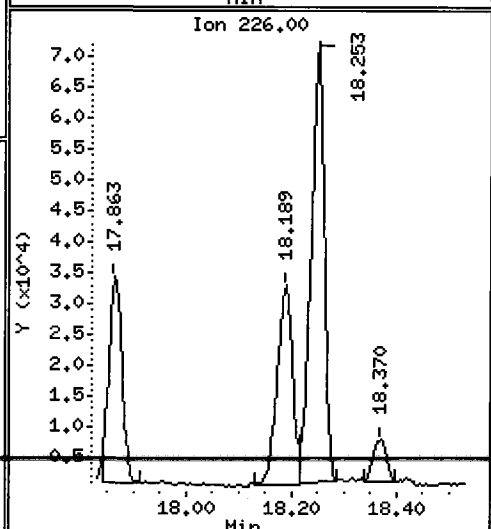
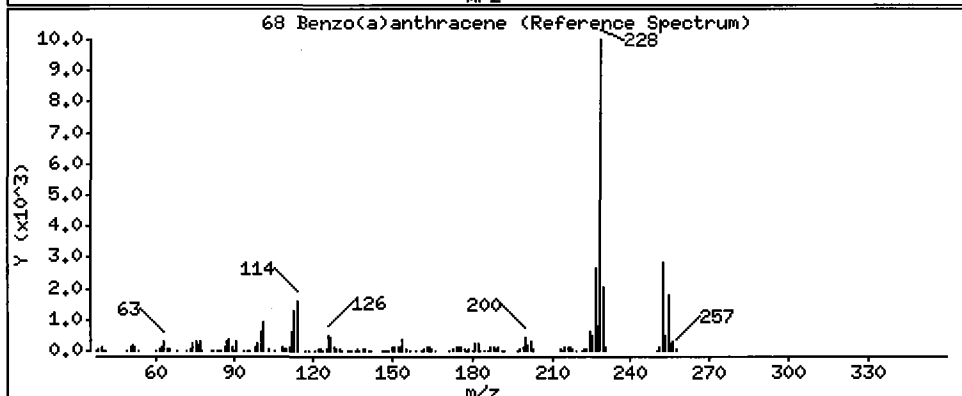
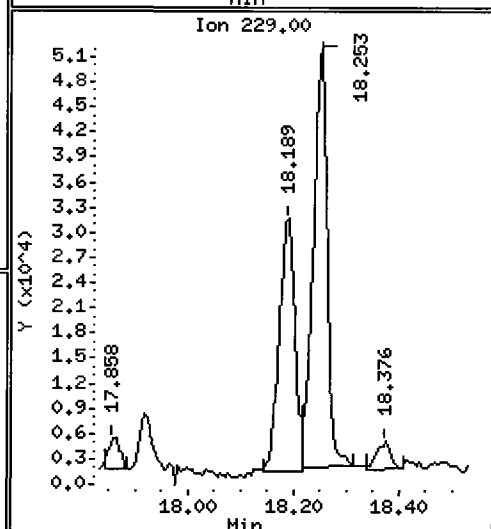
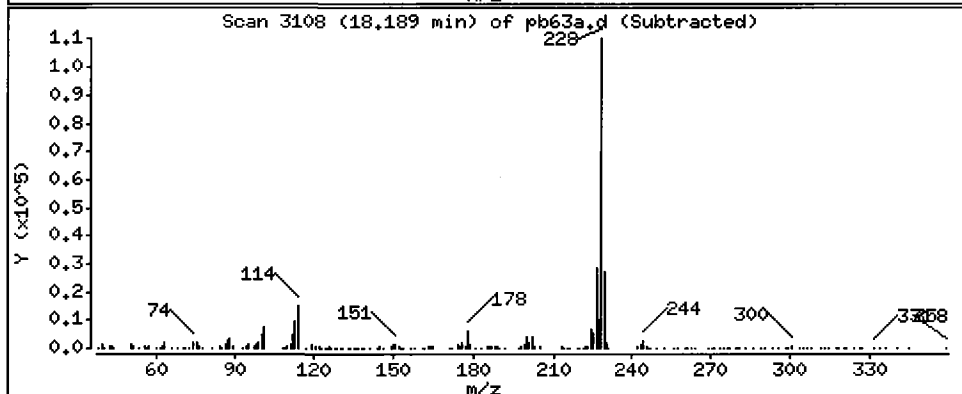
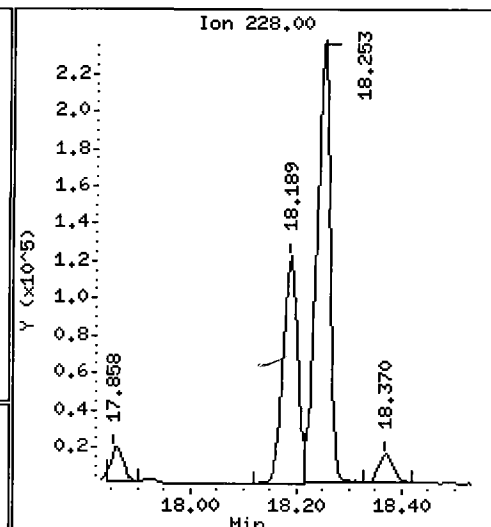
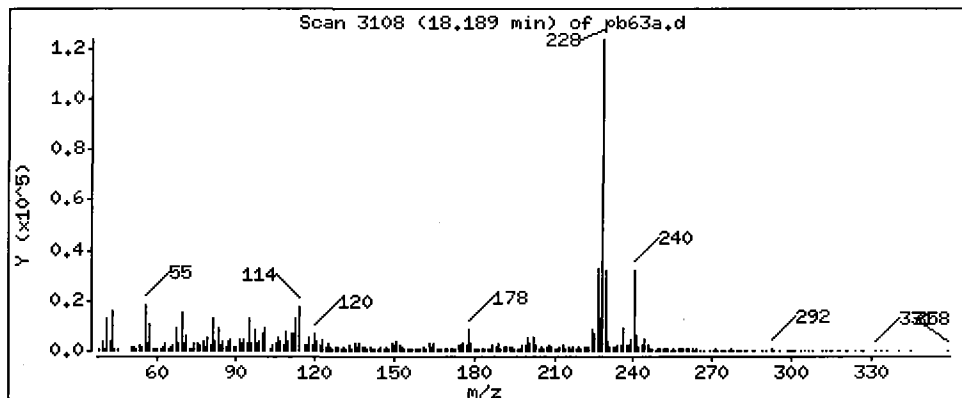
Operator: LJR/VTS

Column phase: ZB-5

Column diameter: 0.32

68 Benzo(a)anthracene

Concentration: 238.5 ug/kg



Date : 16-JUN-2009 13:32

Client ID: 3SED8-A

Instrument: nt6.i

Sample Info: PB63A

Volume Injected (uL): 1.0

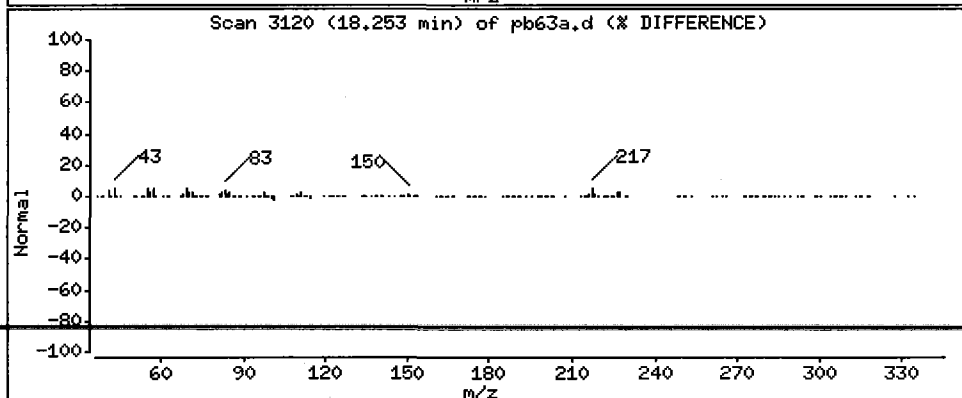
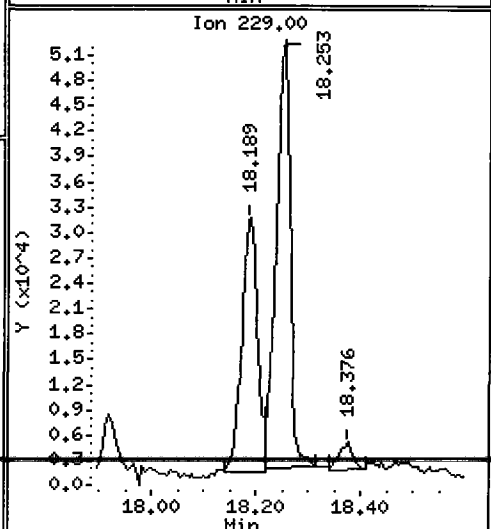
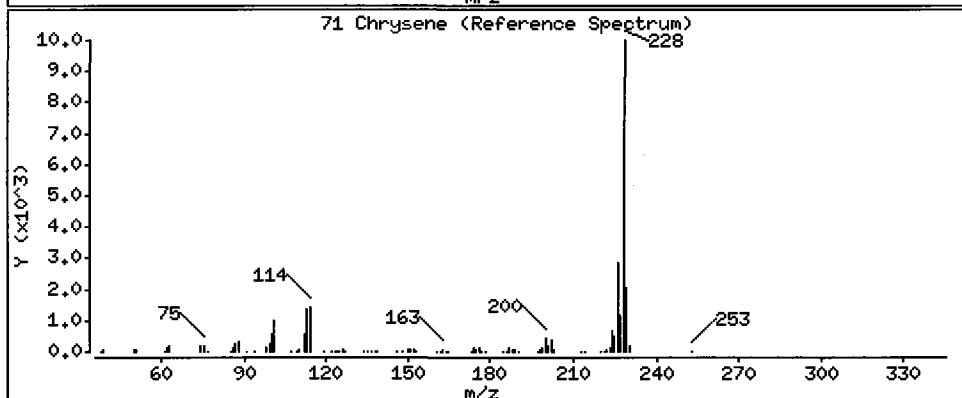
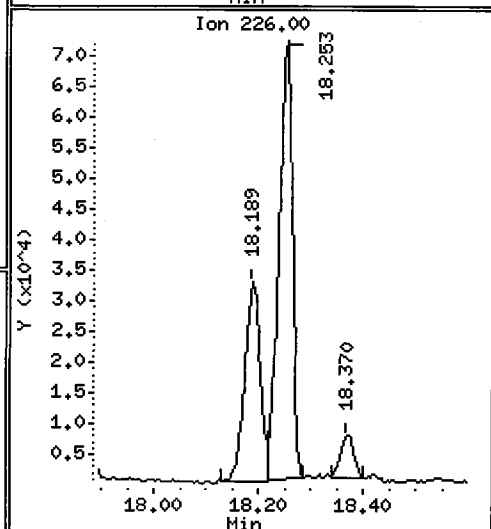
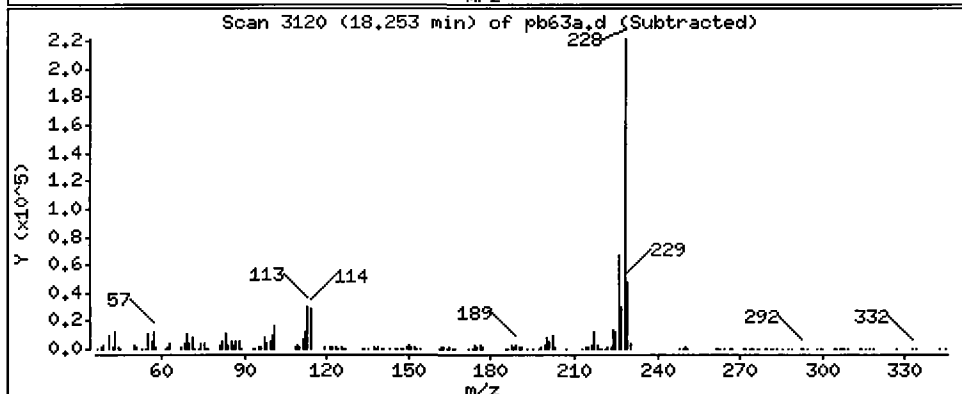
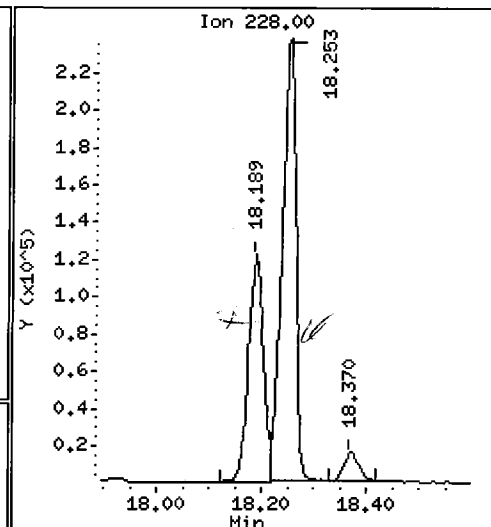
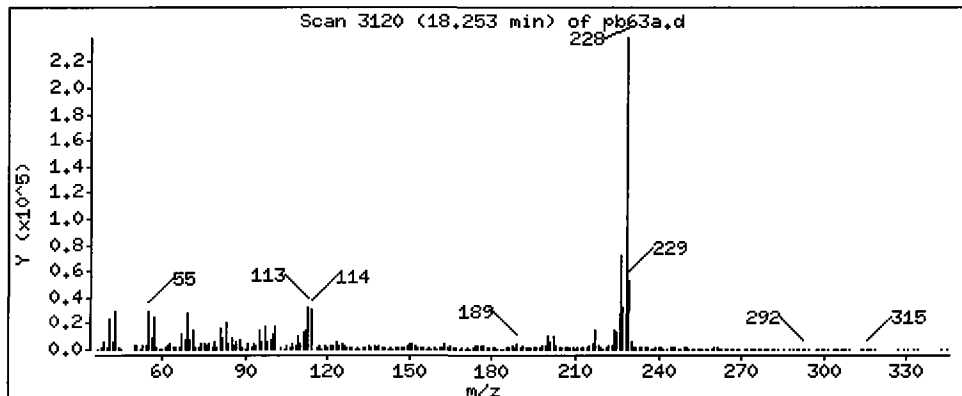
Operator: LJR/VTS

Column phase: ZB-5

Column diameter: 0.32

71 Chrysene

Concentration: 462.1 ug/kg



Date : 16-JUN-2009 13:32

Client ID: 3SED8-A

Instrument: nt6.i

Sample Info: PB63A

Volume Injected (uL): 1.0

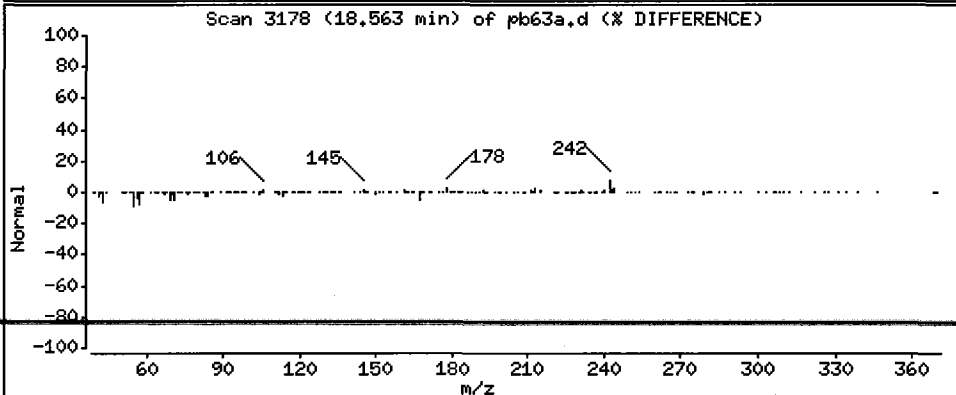
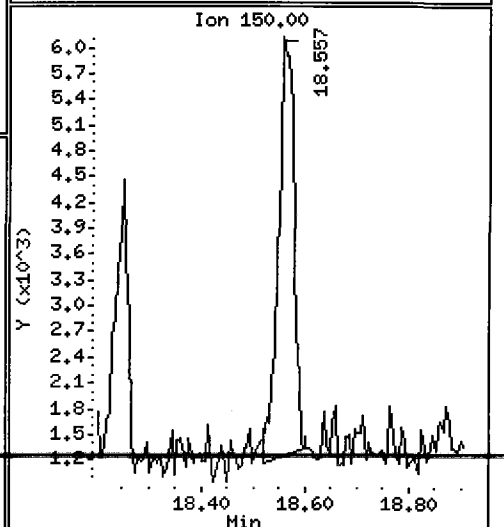
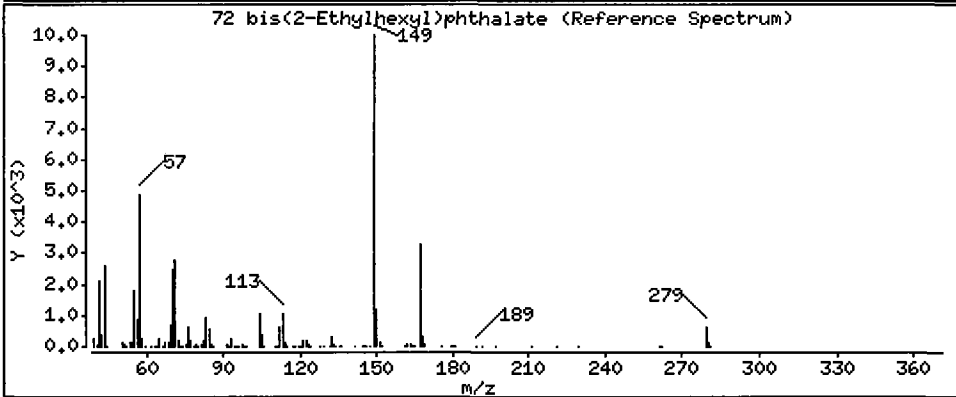
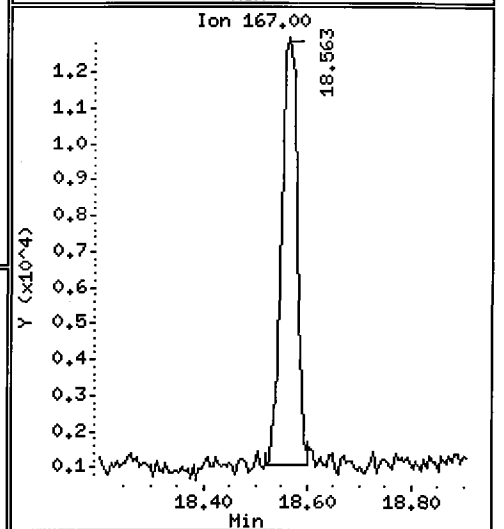
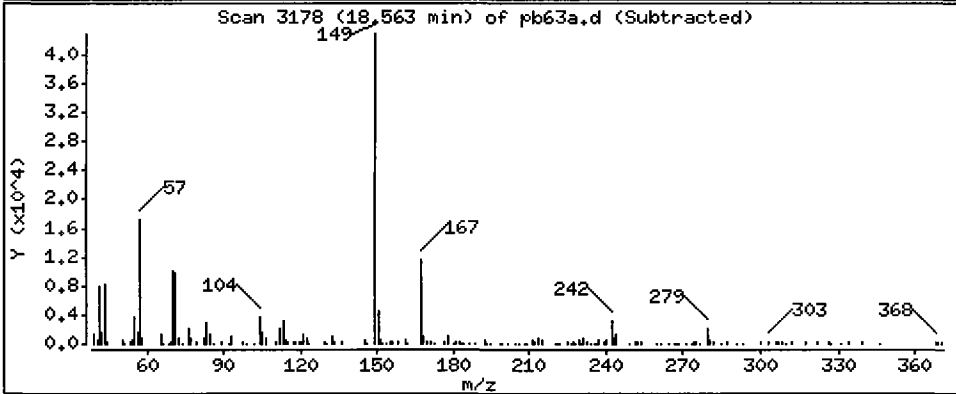
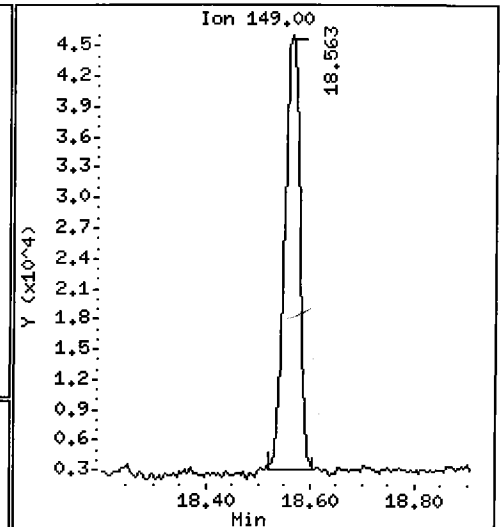
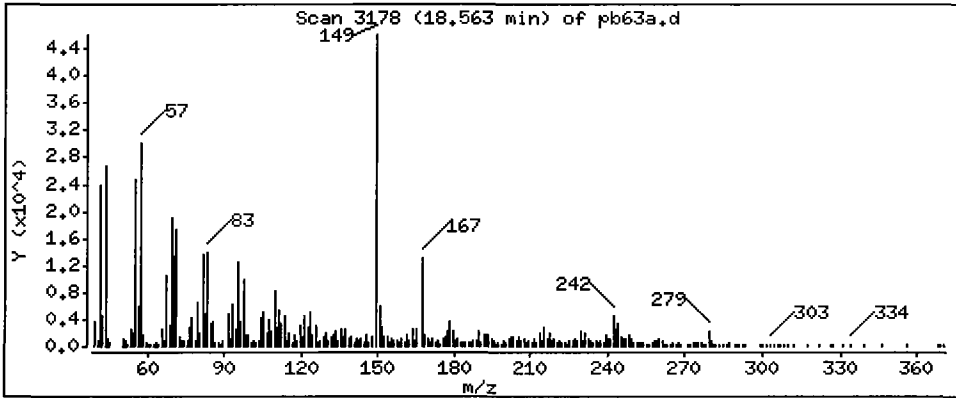
Operator: LJR/VTS

Column phase: ZB-5

Column diameter: 0.32

72 bis(2-Ethylhexyl)phthalate

Concentration: 153.5 ug/kg



Date: 16-JUN-2009 13:32

Client ID: 3SED8-A

Instrument: nt6.i

Sample Info: PB63A

Volume Injected (uL): 1.0

Operator: LJR/VTS

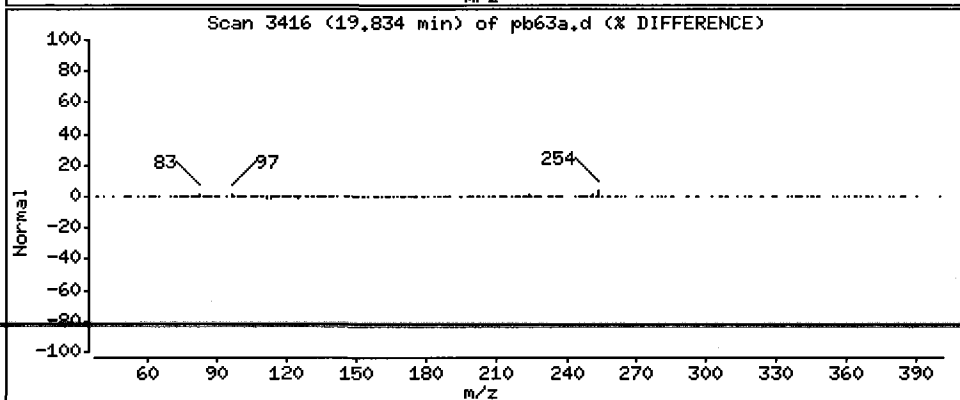
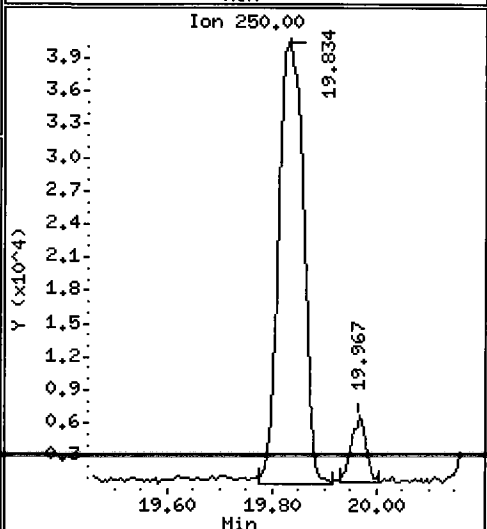
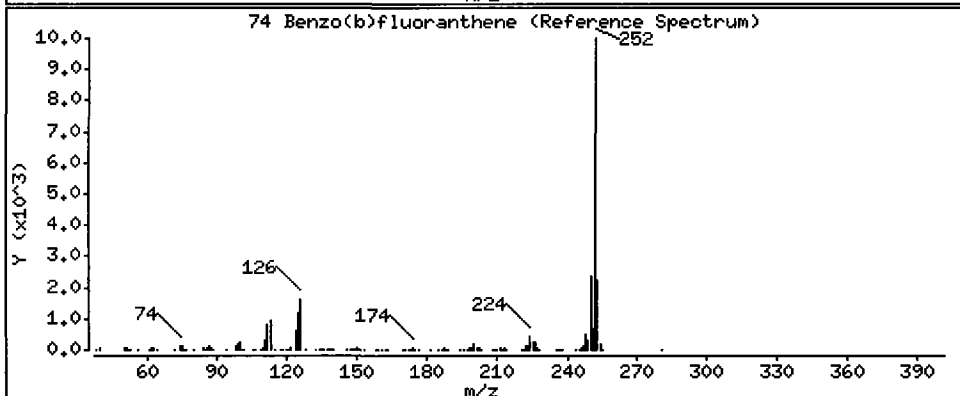
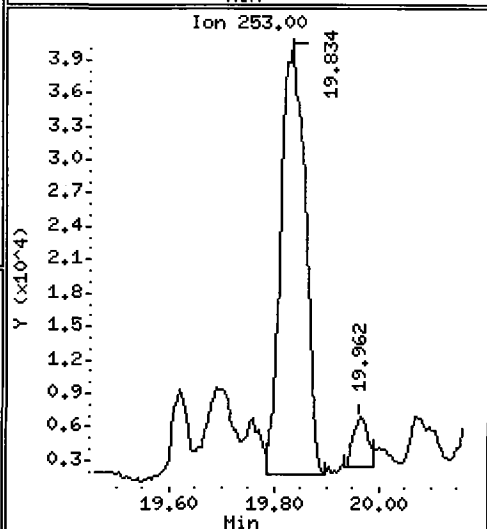
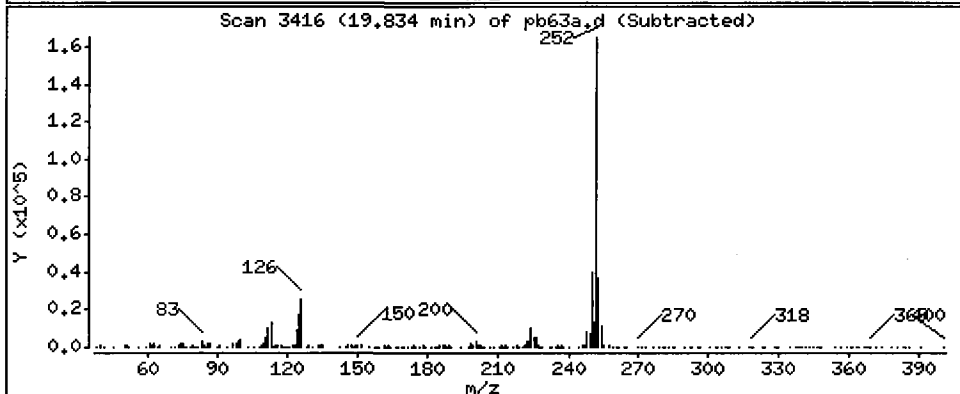
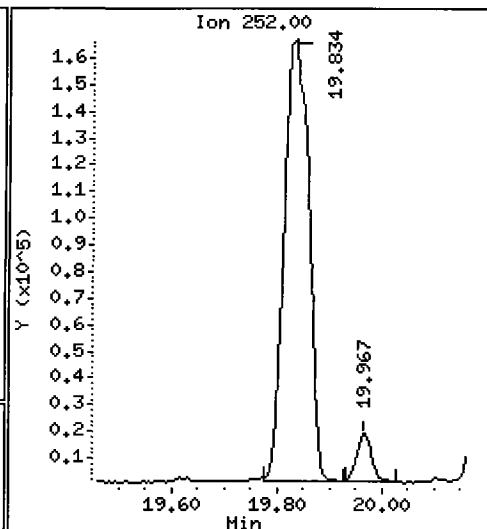
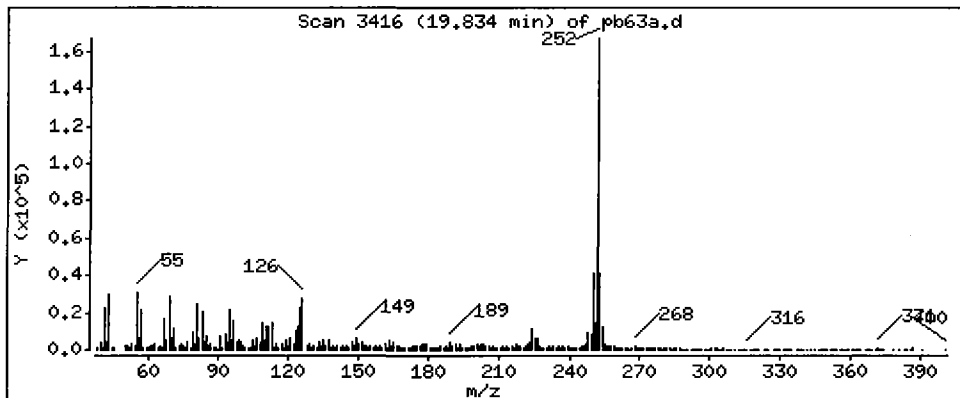
Column phase: ZB-5

Column diameter: 0.32

1/2

74 Benzo(b)fluoranthene

Concentration: 628.2 ug/kg



Date: 16-JUN-2009 13:32

Client ID: 3SED8-A

Instrument: nt6.i

Sample Info: PB63A

Volume Injected (uL): 1.0

Operator: LJR/VTS

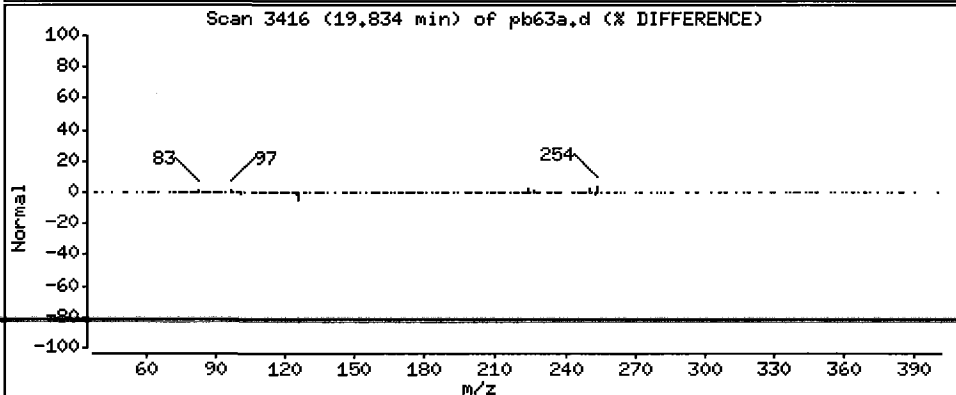
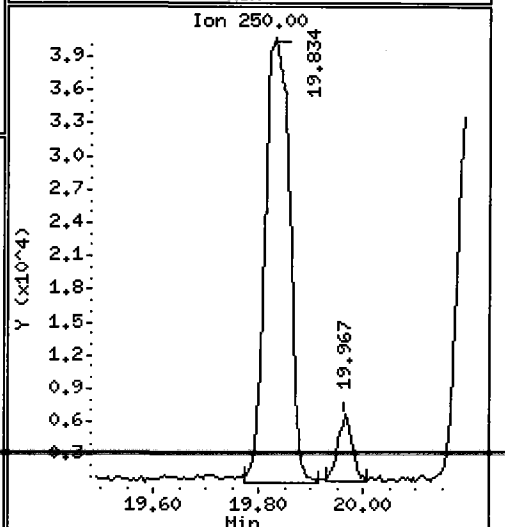
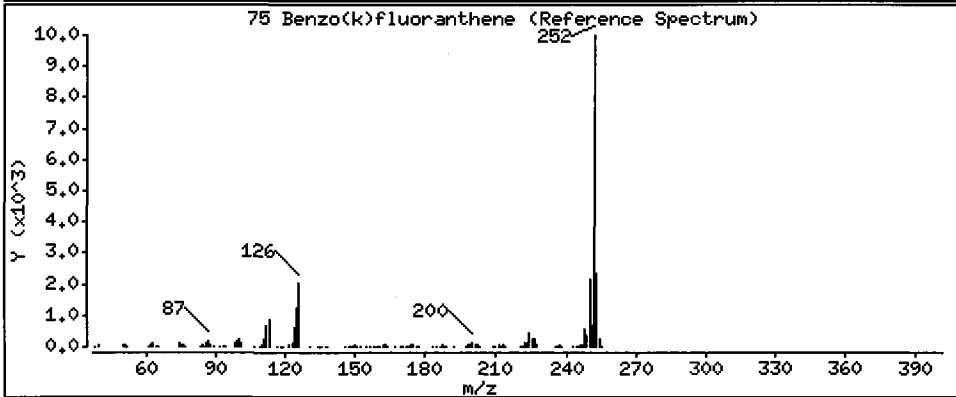
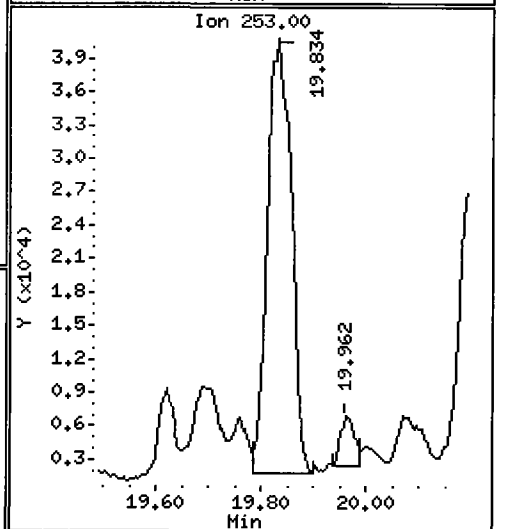
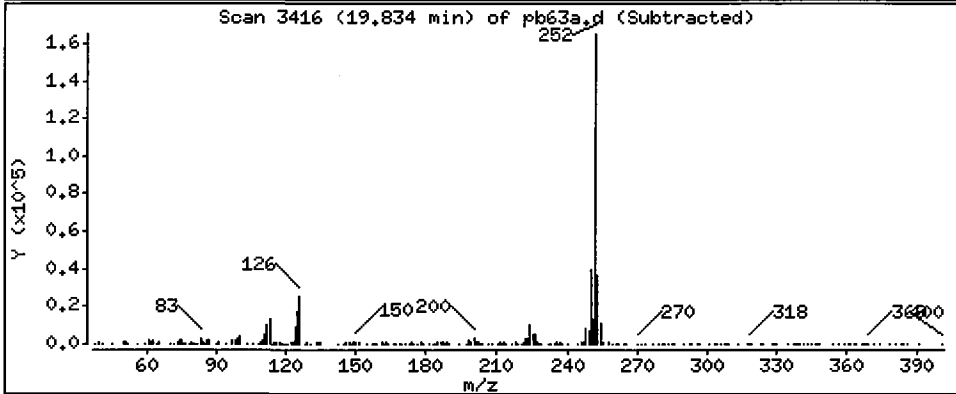
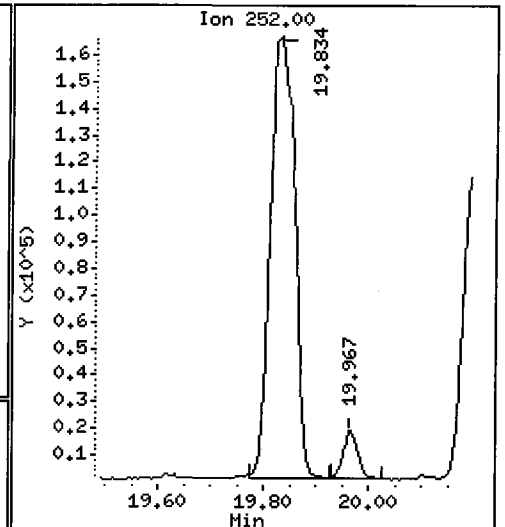
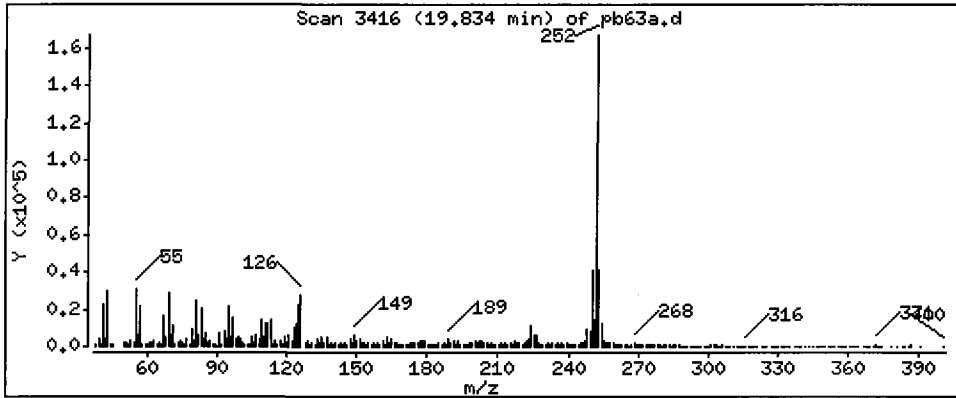
Column phase: ZB-5

Column diameter: 0.32

75 Benzo(k)fluoranthene

Concentration: 611.7 ug/kg

1/2



Date : 16-JUN-2009 13:32

Client ID: 3SED8-A

Instrument: nt6.i

Sample Info: PB63A

Volume Injected (uL): 1.0

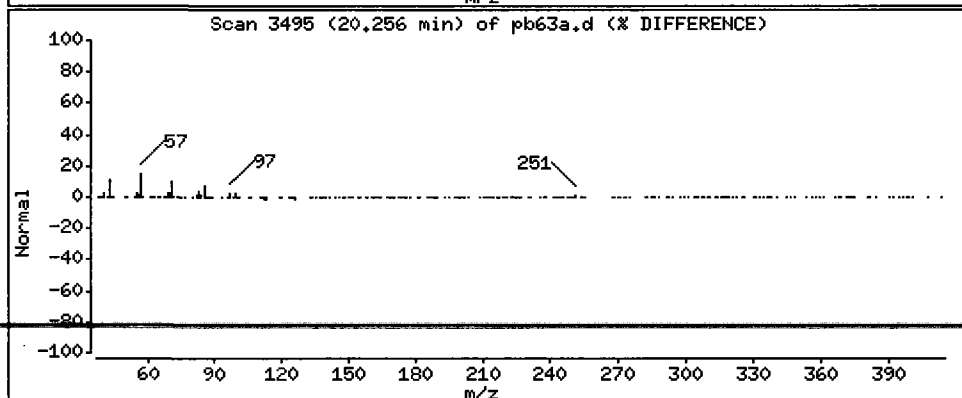
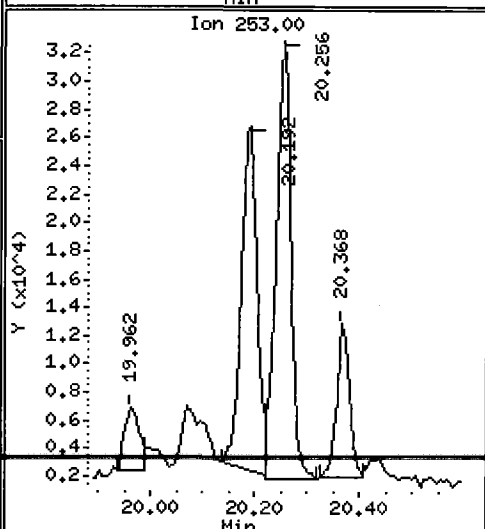
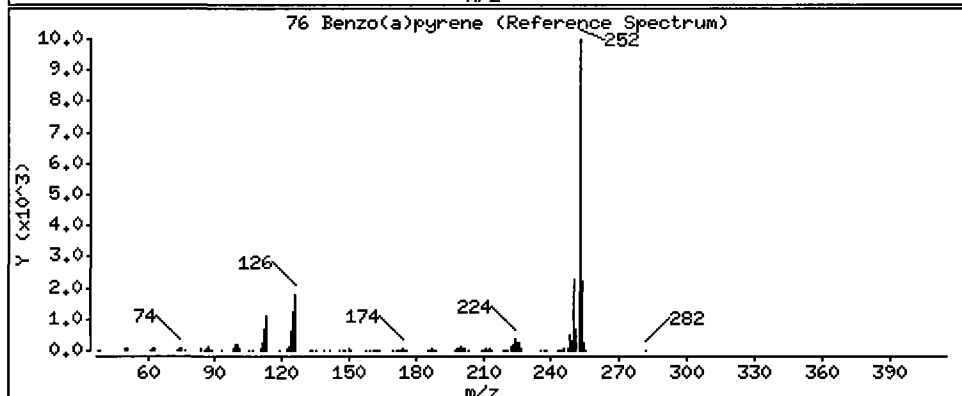
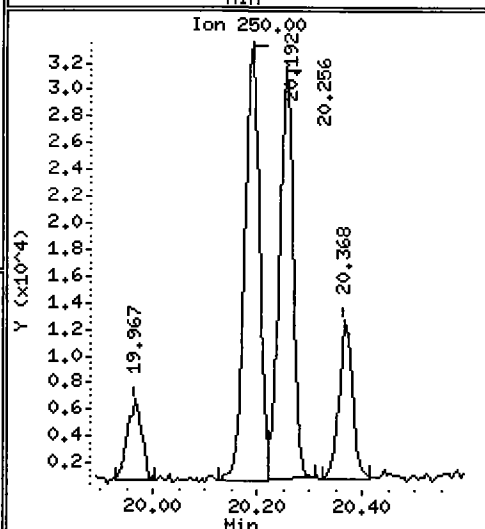
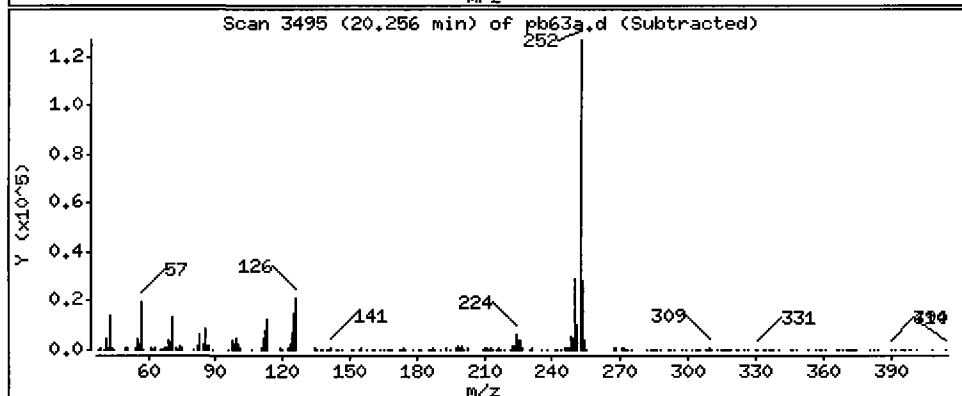
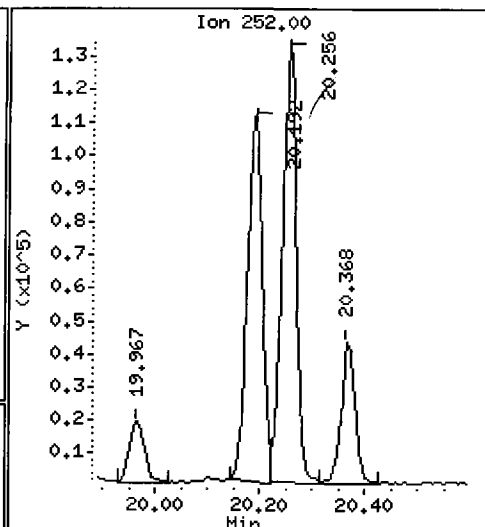
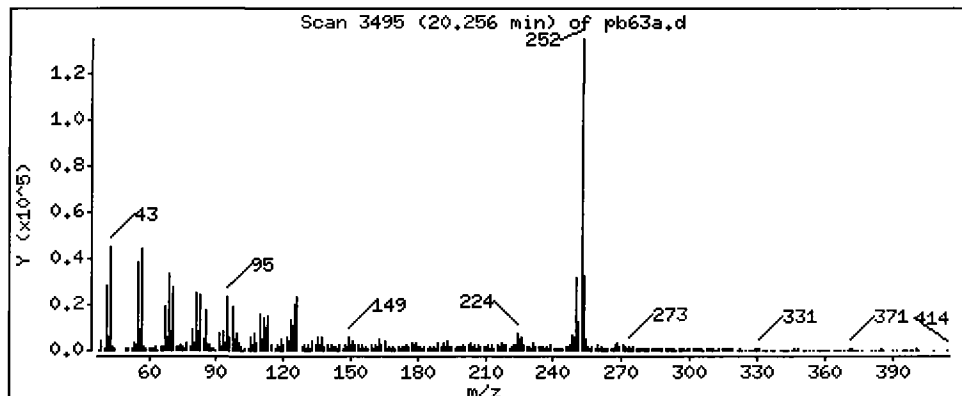
Operator: LJR/VTS

Column phase: ZB-5

Column diameter: 0.32

76 Benzo(a)pyrene

Concentration: 316.4 ug/kg



Date: 16-JUN-2009 13:32

Client ID: 3SED8-A

Instrument: nt6.i

Sample Info: PB63A

Volume Injected (uL): 1.0

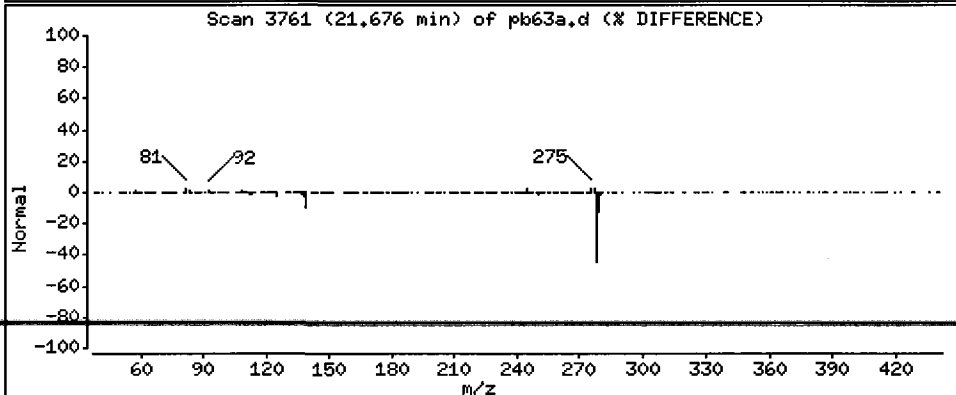
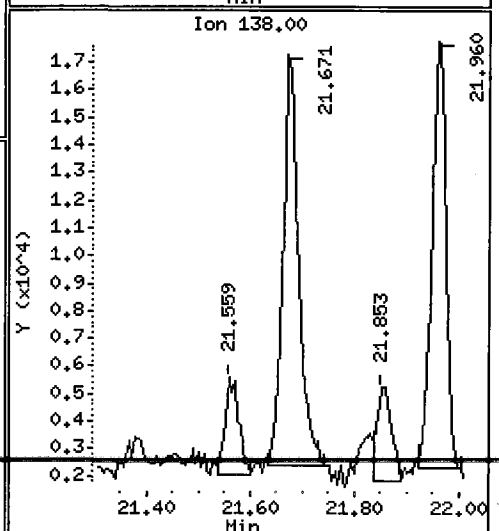
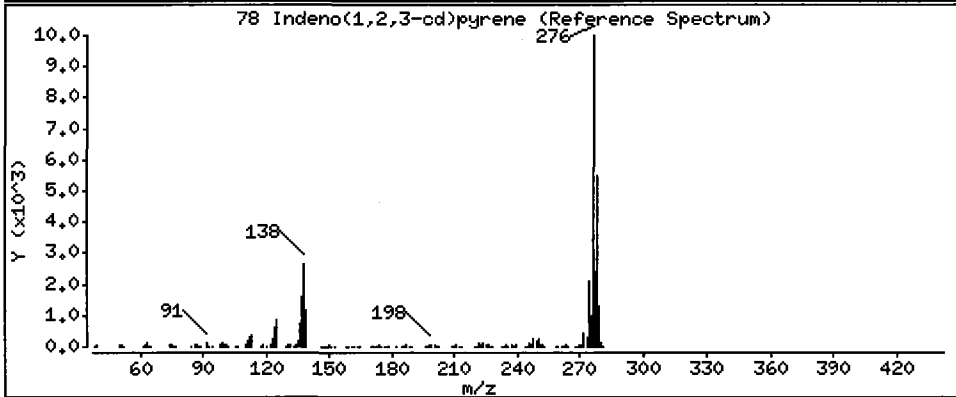
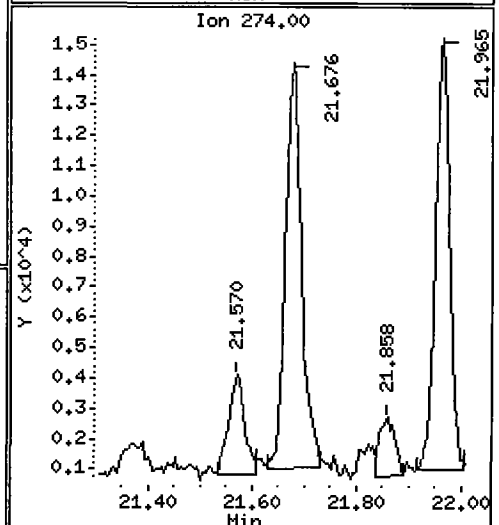
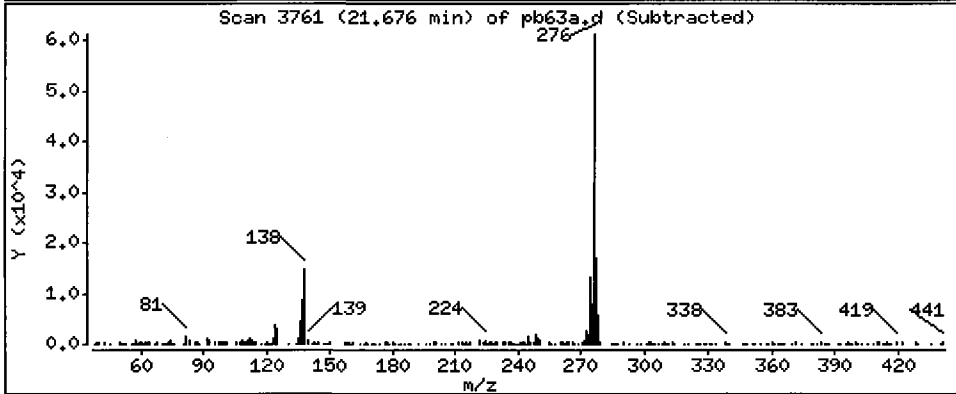
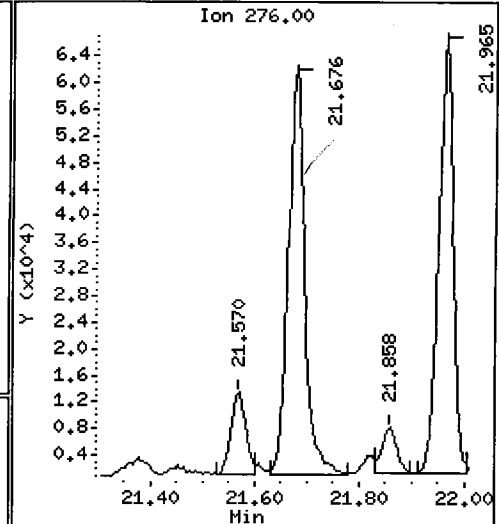
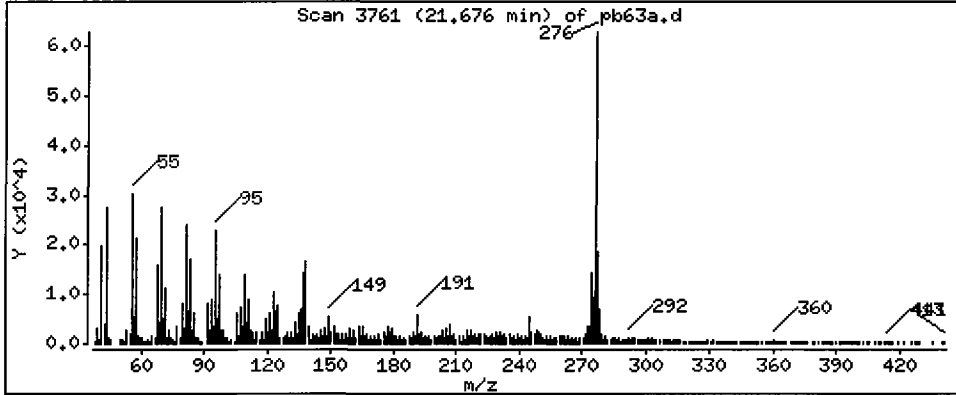
Operator: LJR/VTS

Column phase: ZB-5

Column diameter: 0.32

78 Indeno(1,2,3-cd)pyrene

Concentration: 132.3 ug/kg



Date : 16-JUN-2009 13:32

Client ID: 3SED8-A

Instrument: nt6.i

Sample Info: PB63A

Volume Injected (uL): 1.0

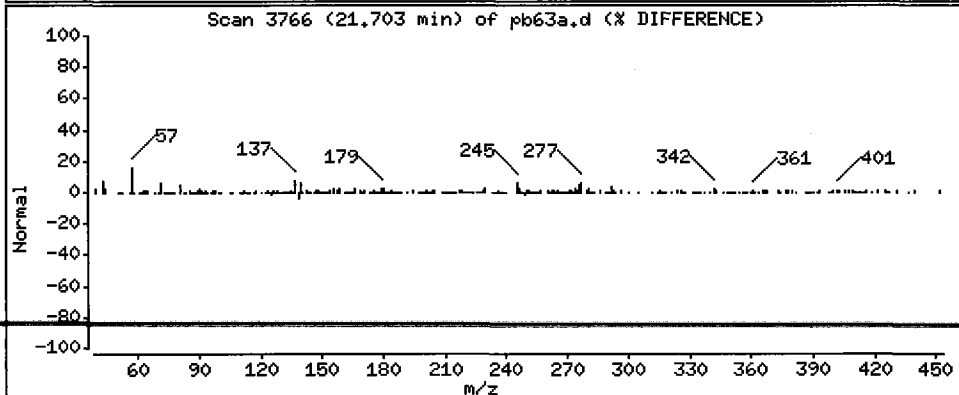
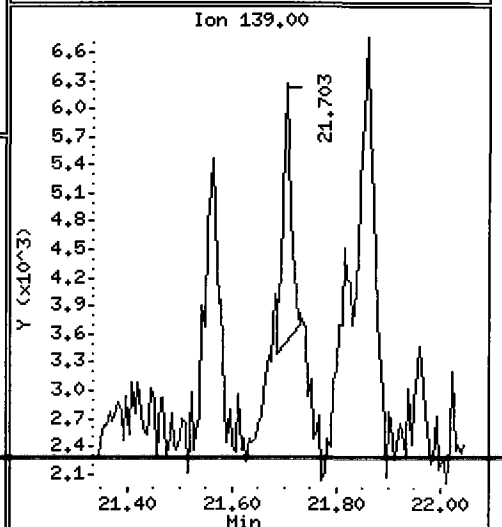
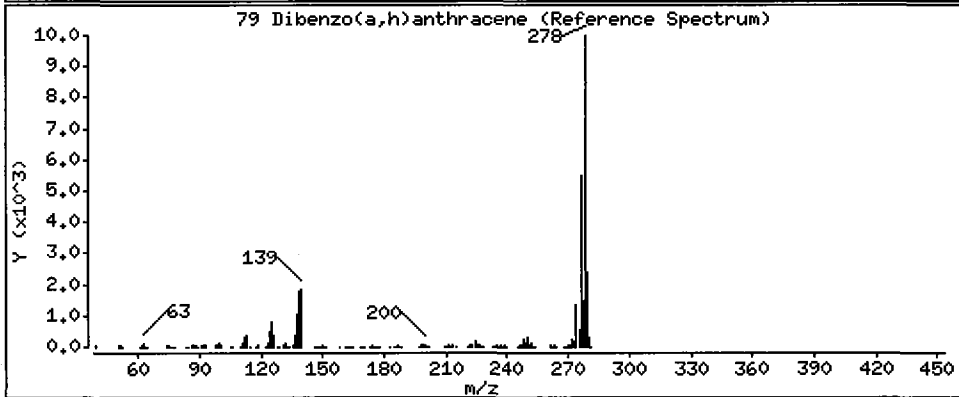
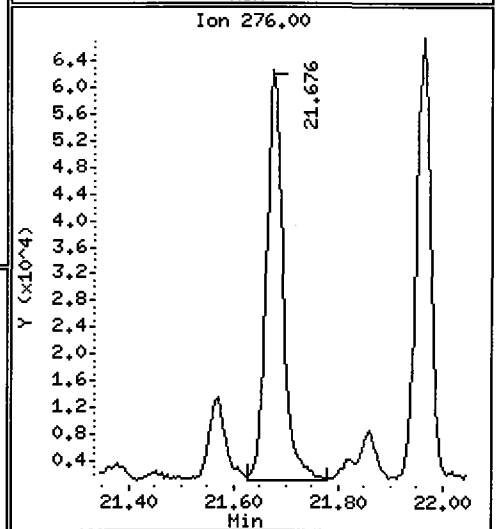
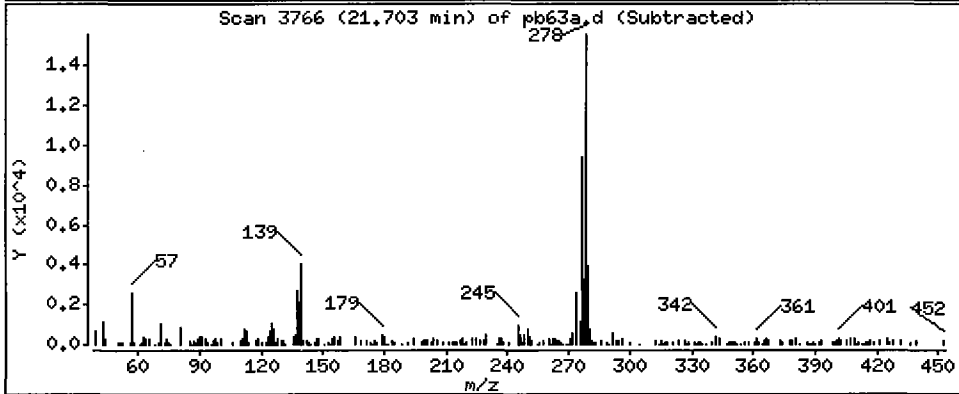
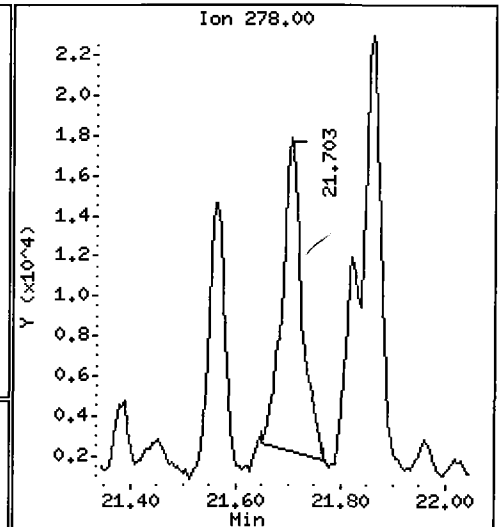
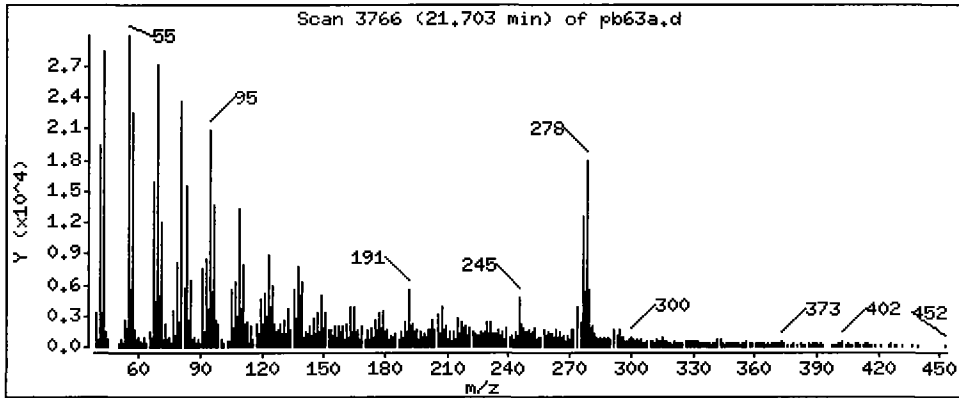
Operator: LJR/VTS

Column phase: ZB-5

Column diameter: 0.32

79 Dibenzo(a,h)anthracene

Concentration: 53.05 ug/kg



Date : 16-JUN-2009 13:32

Client ID: 3SED8-A

Instrument: nt6.i

Sample Info: PB63A

Volume Injected (uL): 1.0

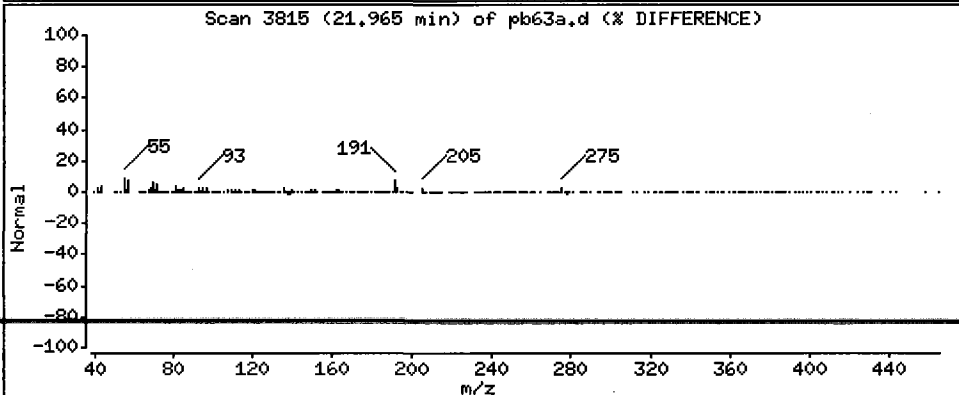
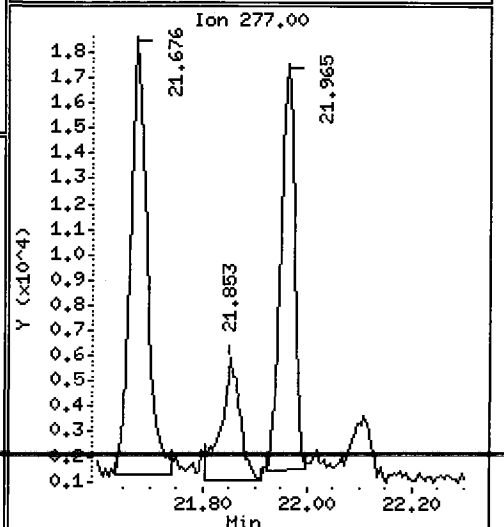
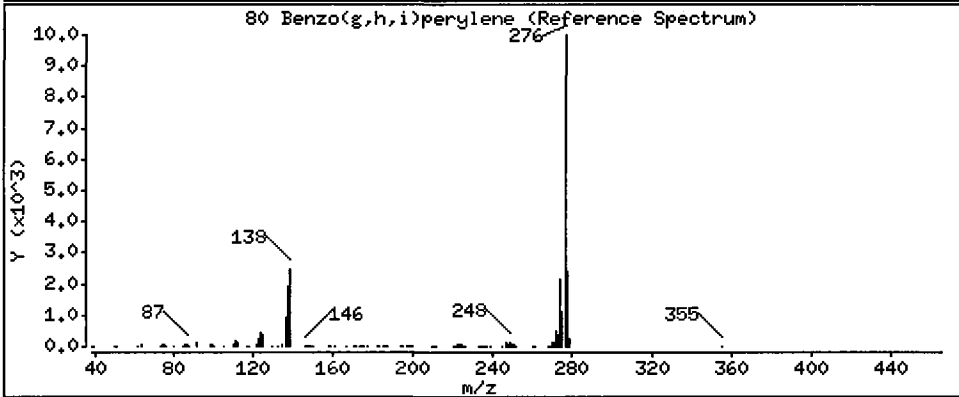
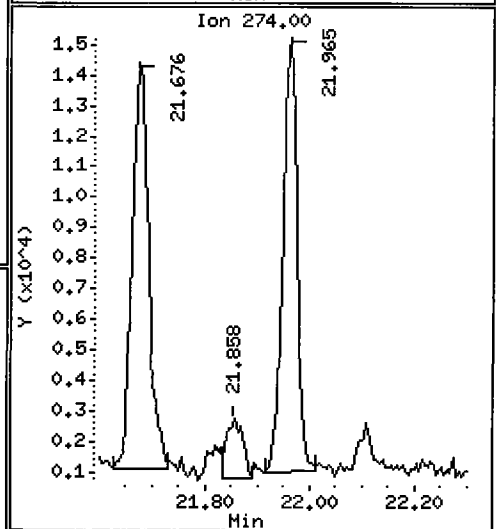
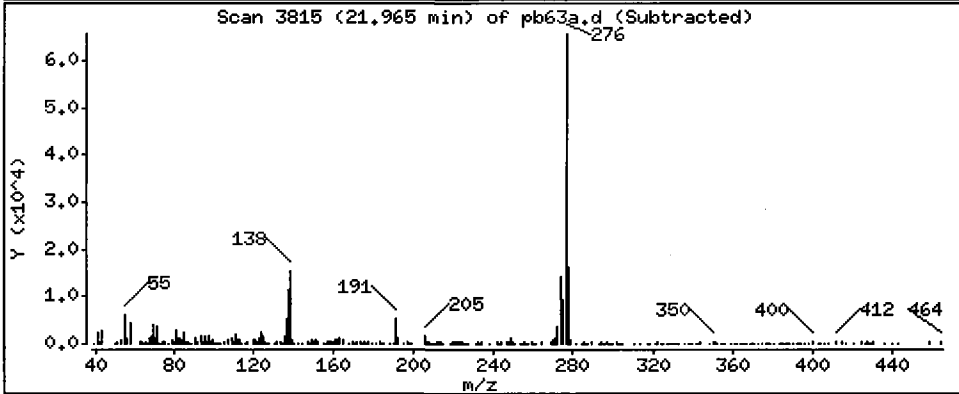
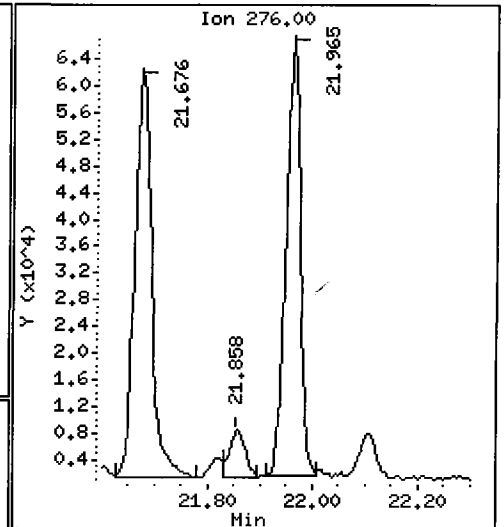
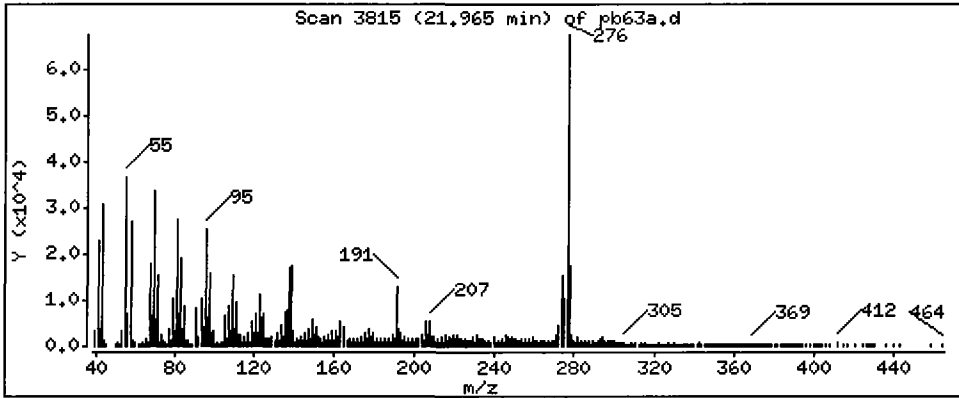
Operator: LJR/VTS

Column phase: ZB-5

Column diameter: 0.32

80 Benzo(g,h,i)perylene

Concentration: 140.5 ug/kg



ORGANICS ANALYSIS DATA SHEET

PSDDA Semivolatiles by SW8270D GC/MS

Page 1 of 2

Sample ID: 3SED8-B

SAMPLE

Lab Sample ID: PB63B

LIMS ID: 09-12943

Matrix: Sediment

Data Release Authorized: *AS*

Reported: 06/18/09

QC Report No: PB63-ENVIRONMENTAL SCIENCE CORP.

Project: JELD-WEN NORD DOOR

008.0228.00017

Date Sampled: 06/05/09

Date Received: 06/05/09

Date Extracted: 06/10/09

Date Analyzed: 06/16/09 14:05

Instrument/Analyst: NT6/LJR

GPC Cleanup: Yes

Sample Amount: 25.2 g-dry-wt

Final Extract Volume: 0.5 mL

Dilution Factor: 1.00

Percent Moisture: 61.4%

CAS Number	Analyte	RL	Result
108-95-2	Phenol	20	< 20 U
541-73-1	1,3-Dichlorobenzene	20	< 20 U
106-46-7	1,4-Dichlorobenzene	20	< 20 U
100-51-6	Benzyl Alcohol	20	< 20 U
95-50-1	1,2-Dichlorobenzene	20	< 20 U
95-48-7	2-Methylphenol	20	< 20 U
106-44-5	4-Methylphenol	20	< 20 U
67-72-1	Hexachloroethane	20	< 20 U
105-67-9	2,4-Dimethylphenol	20	< 20 U
65-85-0	Benzoic Acid	200	< 200 U
120-82-1	1,2,4-Trichlorobenzene	20	< 20 U
91-20-3	Naphthalene	20	< 20 U
87-68-3	Hexachlorobutadiene	20	< 20 U
91-57-6	2-Methylnaphthalene	20	< 20 U
131-11-3	Dimethylphthalate	20	< 20 U
208-96-8	Acenaphthylene	20	< 20 U
83-32-9	Acenaphthene	20	16 J
132-64-9	Dibenzofuran	20	< 20 U
84-66-2	Diethylphthalate	20	< 20 U
86-73-7	Fluorene	20	16 J
86-30-6	N-Nitrosodiphenylamine	20	< 20 U
118-74-1	Hexachlorobenzene	20	< 20 U
87-86-5	Pentachlorophenol	99	< 99 U
85-01-8	Phenanthrene	20	97
120-12-7	Anthracene	20	38
84-74-2	Di-n-Butylphthalate	20	< 20 U
206-44-0	Fluoranthene	20	690
129-00-0	Pyrene	20	450
85-68-7	Butylbenzylphthalate	20	< 20 U
56-55-3	Benzo (a) anthracene	20	200
117-81-7	bis (2-Ethylhexyl) phthalate	20	46
218-01-9	Chrysene	20	380
117-84-0	Di-n-Octyl phthalate	20	< 20 U
205-99-2	Benzo (b) fluoranthene	20	180
207-08-9	Benzo (k) fluoranthene	20	180
50-32-8	Benzo (a) pyrene	20	140
193-39-5	Indeno (1,2,3-cd) pyrene	20	54

ORGANICS ANALYSIS DATA SHEET
PSDDA Semivolatiles by SW8270D GC/MS
 Page 2 of 2

Sample ID: 3SED8-B
SAMPLE

Lab Sample ID: PB63B
 LIMS ID: 09-12943
 Matrix: Sediment
 Date Analyzed: 06/16/09 14:05

QC Report No: PB63-ENVIRONMENTAL SCIENCE CORP.
 Project: JELD-WEN NORD DOOR
 008.0228.00017

CAS Number	Analyte	RL	Result
53-70-3	Dibenz (a, h) anthracene	20	23
191-24-2	Benzo (g, h, i) perylene	20	57
90-12-0	1-Methylnaphthalene	20	< 20 U

Reported in µg/kg (ppb)

Semivolatile Surrogate Recovery

d5-Nitrobenzene	47.2%	2-Fluorobiphenyl	62.4%
d14-p-Terphenyl	58.8%	d4-1,2-Dichlorobenzene	40.4%
d5-Phenol	53.6%	2-Fluorophenol	47.5%
2,4,6-Tribromophenol	69.9%	d4-2-Chlorophenol	52.5%

Analytical Resources, Inc.

Semivolatiles Report SW846 Method 8270D

Data file : /chem1/nt6.i/20090616.b/pb63b.d
 Lab Smp Id: PB63B Client Smp ID: 3SED8-B
 Inj Date : 16-JUN-2009 14:05 Inst ID: nt6.i
 Operator : LJR/VTS
 Smp Info : PB63B
 Misc Info : 09-12943
 Comment : 1ul Injection
 Method : /chem1/nt6.i/20090616.b/SW846.m
 Meth Date : 17-Jun-2009 11:06 jeff Quant Type: ISTD
 Cal Date : 11-JUN-2009 14:21 Cal File: 0050611a.d
 Als bottle: 5
 Dil Factor: 1.00000
 Integrator: HP RTE Compound Sublist: PSDDA.sub
 Target Version: 3.50

LJR
6/17/09

Concentration Formula: Amt * DF * Vt / (Ws * (100 - M) / 100) * CpndVariable

Name	Value	Description
DF	1.00000	Dilution Factor
Vt	500.00000	Volume of final extract (uL)
Ws	65.40000	Weight of sample extracted (g)
M	61.40000	% Moisture

Cpnd Variable

Local Compound Variable

Compounds	QUANT SIG	RT	EXP RT	REL RT	RESPONSE	CONCENTRATIONS	
						ON-COLUMN (ug/mL)	FINAL (ug/kg)
\$ 1 2-Fluorophenol	112	4.681	4.638	(0.695)	138259	17.7540	351.6
\$ 2 Phenol-d5	99	6.491	6.428	(0.964)	210404	20.1198	398.5
3 Phenol	94	Compound Not Detected.					
\$ 5 2-Chlorophenol-d4	132	6.454	6.438	(0.958)	125261	19.6566	389.3
4 Bis(2-Chloroethyl) ether	93	Compound Not Detected.					
6 2-Chlorophenol	128	Compound Not Detected.					
7 1,3-Dichlorobenzene	146	Compound Not Detected.					
* 8 1,4-Dichlorobenzene-d4	152	6.737	6.732	(1.000)	94458	20.0000	
9 1,4-Dichlorobenzene	146	Compound Not Detected.					
\$ 10 1,2-Dichlorobenzene-d4	152	7.041	7.036	(1.045)	47574	10.1145	200.3
12 1,2-Dichlorobenzene	146	Compound Not Detected.					
11 Benzyl alcohol	108	Compound Not Detected.					
14 2,2'-oxybis(1-Chloropropane)	45	Compound Not Detected.					
13 2-Methylphenol	108	Compound Not Detected.					
17 Hexachloroethane	117	Compound Not Detected.					

Compounds	QUANT SIG MASS	RT	EXP RT	REL RT	RESPONSE	CONCENTRATIONS	
						ON-COLUMN (ug/mL)	FINAL (ug/kg)
16 N-Nitroso-di-n-propylamine	70						
15 4-Methylphenol	108						
\$ 18 Nitrobenzene-d5	82	7.698	7.704	(0.874)	120654	11.8126	234.0
19 Nitrobenzene	77						
20 Isophorone	82						
21 2-Nitrophenol	139						
22 2,4-Dimethylphenol	107						
23 Bis(2-Chloroethoxy)methane	93						
24 Benzoic acid	105						
25 2,4-Dichlorophenol	162						
26 1,2,4-Trichlorobenzene	180						
* 27 Naphthalene-d8	136	8.804	8.804	(1.000)	332577	20.0000	
28 Naphthalene	128						
29 4-Chloroaniline	127						
30 Hexachlorobutadiene	225						
31 4-Chloro-3-methylphenol	107						
32 2-Methylnaphthalene	141						
33 Hexachlorocyclopentadiene	237						
34 2,4,6-Trichlorophenol	196						
35 2,4,5-Trichlorophenol	196						
\$ 36 2-Fluorobiphenyl	172	10.620	10.626	(0.913)	206771	15.5521	308.0
37 2-Chloronaphthalene	162						
38 2-Nitroaniline	65						
39 Dimethylphthalate	163						
40 Acenaphthylene	152						
41 2,6-Dinitrotoluene	165						
* 42 Acenaphthene-d10	164	11.635	11.635	(1.000)	178995	20.0000	
43 3-Nitroaniline	138						
44 Acenaphthene	153	11.677	11.683	(1.004)	9228	0.82190 <i>LSL</i>	16.28
45 2,4-Dinitrophenol	184						
46 Dibenzofuran	168						
47 4-Nitrophenol	109						
48 2,4-Dinitrotoluene	165						
50 Diethylphthalate	149	12.532	12.543	(1.077)	7697	0.64757	12.83 <i>LSL</i>
49 Fluorene	166	12.489	12.495	(1.073)	11025	0.83085	16.46
51 4-Chlorophenyl-phenylether	204						
52 4-Nitroaniline	138						
53 4,6-Dinitro-2-methylphenol	198						
54 N-Nitrosodiphenylamine	169						
\$ 55 2,4,6-Tribromophenol	330	12.917	12.917	(1.110)	44652	26.1628	518.2
56 4-Bromophenyl-phenylether	248						
57 Hexachlorobenzene	284						
58 Pentachlorophenol	266						
* 59 Phenanthrene-d10	188	13.963	13.964	(1.000)	270182	20.0000	
60 Phenanthrene	178	13.995	14.001	(1.002)	83728	4.88237	96.70
61 Anthracene	178	14.065	14.071	(1.007)	33140	1.90616	37.75
62 Carbazole	167	14.380	14.386	(1.030)	9437	0.66054 <i>LSL</i>	13.08
63 Di-n-butylphthalate	149						

Compounds	QUANT SIG		CONCENTRATIONS					
	MASS	RT	EXP RT	REL RT	RESPONSE	ON-COLUMN (ug/mL)	FINAL (ug/kg)	
=====	=====	==	=====	=====	=====	=====	=====	
64 Fluoranthene	202	15.913	15.903	(1.140)	611537	34.9286	691.8	
65 Pyrene	202	16.244	16.239	(0.892)	546742	22.6063	447.7	
\$ 66 Terphenyl-d14	244	16.618	16.613	(0.912)	228833	14.6755	290.7	
67 Butylbenzylphthalate	149	Compound Not Detected.						
68 Benzo(a)anthracene	228	18.194	18.183	(0.999)	213197	9.89442	196.0	
* 69 Chrysene-d12	240	18.215	18.210	(1.000)	291939	20.0000		
70 3,3'-Dichlorobenzidine	252	Compound Not Detected.						
71 Chrysene	228	18.252	18.247	(1.002)	391287	18.9654	375.6	
72 bis(2-Ethylhexyl)phthalate	149	18.562	18.557	(0.952)	30705	2.31825	45.92	
* 134 Di-n-octylphthalate-d4	153	19.491	19.486	(1.000)	427047	20.0000		
73 Di-n-octylphthalate	149	Compound Not Detected.						
74 Benzo(b)fluoranthene	252	19.828	19.812	(0.975)	415424	18.5240	366.9 9.140	
75 Benzo(k)fluoranthene	252	19.828	19.844	(0.975)	415424	18.0350	357.2 9.140	
76 Benzo(a)pyrene	252	20.255	20.245	(0.996)	139073	6.85056	135.7	
* 77 Perylene-d12	264	20.341	20.325	(1.000)	309474	20.0000		
78 Indeno(1,2,3-cd)pyrene	276	21.692	21.660	(1.066)	74031	2.73554	54.18	
79 Dibenzo(a,h)anthracene	278	21.719	21.698	(1.068)	23867	1.16164	23.01	
80 Benzo(g,h,i)perylene	276	21.975	21.954	(1.080)	68458	2.89444	57.33	
90 N-Nitrosodimethylamine	74	Compound Not Detected.						
91 Aniline	93	Compound Not Detected.						
93 Benzidine	184	Compound Not Detected.						
103 Pyridine	79	Compound Not Detected.						
105 1-methylnaphthalene	141	Compound Not Detected.						
111 Azobenzene (1,2-DP-Hydrazine)	77	Compound Not Detected.						

Analytical Resources, Inc.

INTERNAL STANDARD COMPOUNDS
 AREA AND RT SUMMARY

Instrument ID: nt6.i
 Lab File ID: pb63b.d
 Lab Smp Id: PB63B
 Analysis Type: SV
 Quant Type: ISTD
 Operator: LJR/VTS
 Method File: /chem1/nt6.i/20090616.b/SW846.m
 Misc Info: 09-12943

Calibration Date: 16-JUN-2009
 Calibration Time: 11:54
 Client Smp ID: 3SED8-B
 Level: LOW
 Sample Type: Sediment

Test Mode:
 Use Initial Calibration Level 4.

COMPOUND	STANDARD	AREA LIMIT		SAMPLE	%DIFF
		LOWER	UPPER		
8 1,4-Dichlorobenze	112389	56194	224778	94458	-15.95
27 Naphthalene-d8	384492	192246	768984	332577	-13.50
42 Acenaphthene-d10	217478	108739	434956	178995	-17.70
59 Phenanthrene-d10	336594	168297	673188	270182	-19.73
69 Chrysene-d12	247160	123580	494320	291939	18.12
134 Di-n-octylphthala	347036	173518	694072	427047	23.06
77 Perylene-d12	232938	116469	465876	309474	32.86

COMPOUND	STANDARD	RT LIMIT		SAMPLE	%DIFF
		LOWER	UPPER		
8 1,4-Dichlorobenze	6.73	6.23	7.23	6.74	0.08
27 Naphthalene-d8	8.80	8.30	9.30	8.80	0.00
42 Acenaphthene-d10	11.64	11.14	12.14	11.63	0.00
59 Phenanthrene-d10	13.96	13.46	14.46	13.96	0.00
69 Chrysene-d12	18.21	17.71	18.71	18.21	0.03
134 Di-n-octylphthala	19.49	18.99	19.99	19.49	0.03
77 Perylene-d12	20.32	19.82	20.82	20.34	0.08

AREA UPPER LIMIT = +100% of internal standard area.
 AREA LOWER LIMIT = - 50% of internal standard area.
 RT UPPER LIMIT = + 0.50 minutes of internal standard RT.
 RT LOWER LIMIT = - 0.50 minutes of internal standard RT.

Analytical Resources, Inc.

RECOVERY REPORT

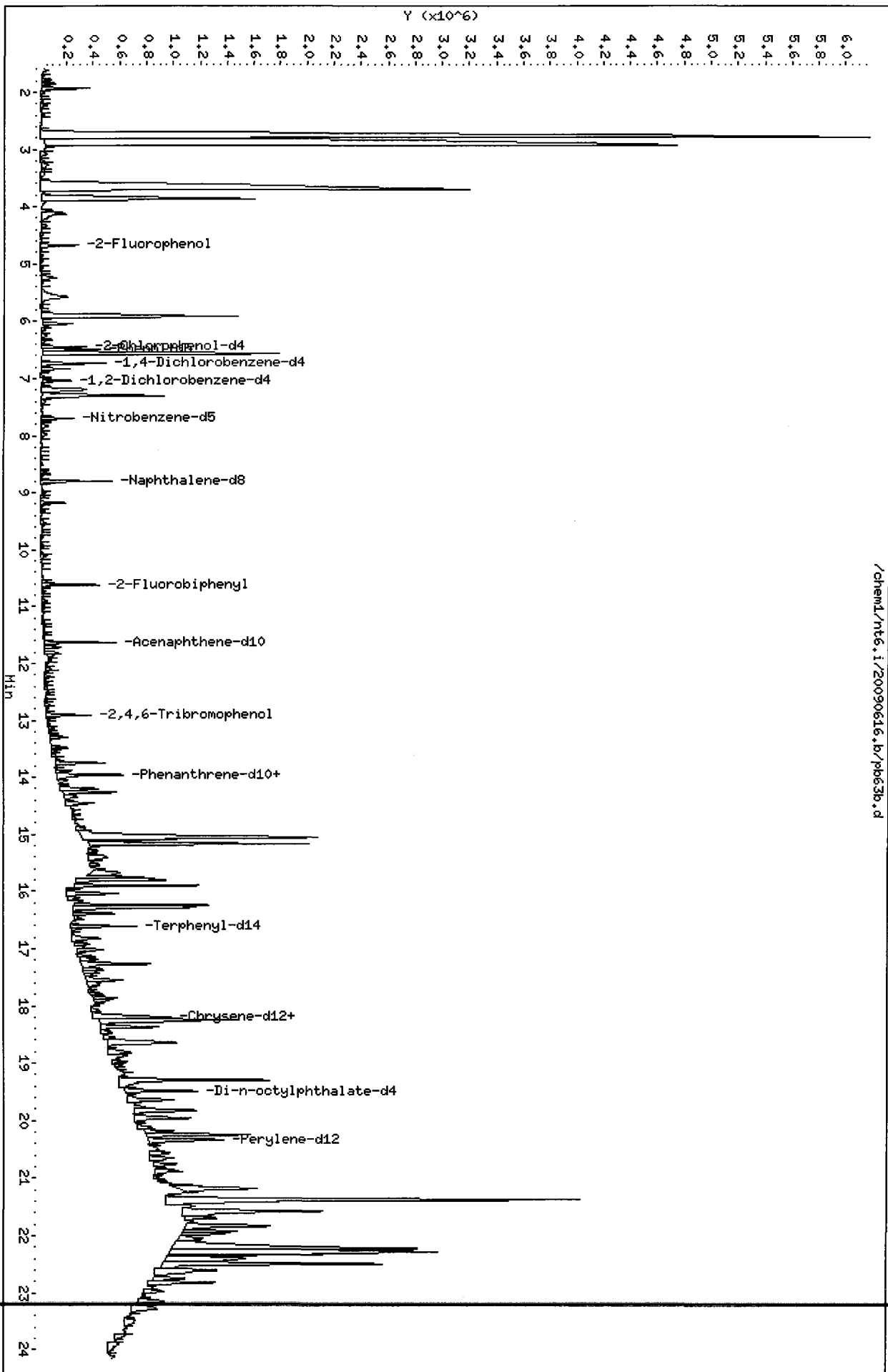
Client Name: ESC Client SDG: PB63
 Sample Matrix: SOLID Fraction: SV
 Lab Smp Id: PB63B Client Smp ID: 3SED8-B
 Level: LOW Operator: LJR/VTS
 Data Type: MS DATA SampleType: SAMPLE
 SpikeList File: PSDDALCS.spk Quant Type: ISTD
 Sublist File: PSDDA.sub
 Method File: /chem1/nt6.i/20090616.b/SW846.m
 Misc Info: 09-12943

SURROGATE COMPOUND	CONC ADDED ug/kg	CONC RECOVERED ug/kg	% RECOVERED	LIMITS
\$ 1 2-Fluorophenol	742.7	351.6	47.34	21-100
\$ 2 Phenol-d5	742.7	398.5	53.65	10-100
\$ 5 2-Chlorophenol-d4	742.7	389.3	52.42	30-100
\$ 10 1,2-Dichlorobenzen	495.2	200.3	40.46	24-100
\$ 18 Nitrobenzene-d5	495.2	234.0	47.25	26-100
\$ 36 2-Fluorobiphenyl	495.2	308.0	62.21	32-100
\$ 55 2,4,6-Tribromophen	742.7	518.2	69.77	33-118
\$ 66 Terphenyl-d14	495.2	290.7	58.70	21-97

Data File: /chem1/nt6.i/20090616.b/pb63b.d
Date: 16-JUN-2009 14:05
Client ID: 3SEED8-B
Sample Info: PB63B
Volume Injected (uL): 1.0
Column phase: ZB-5

Instrument: nt6.i
Operator: LJR/VTS
Column diameter: 0.32

/chem1/nt6.i/20090616.b/pb63b.d



Date : 16-JUN-2009 14:05

Client ID: 3SED8-B

Instrument: nt6.i

Sample Info: PB63B

Volume Injected (uL): 1.0

Operator: LJR/VTS

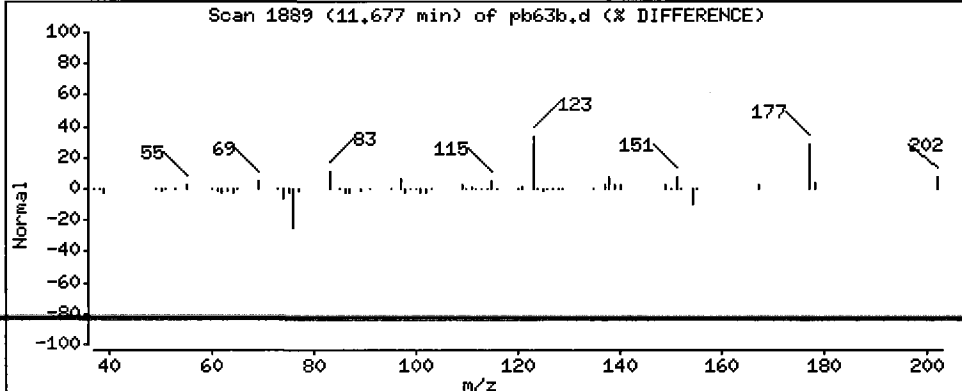
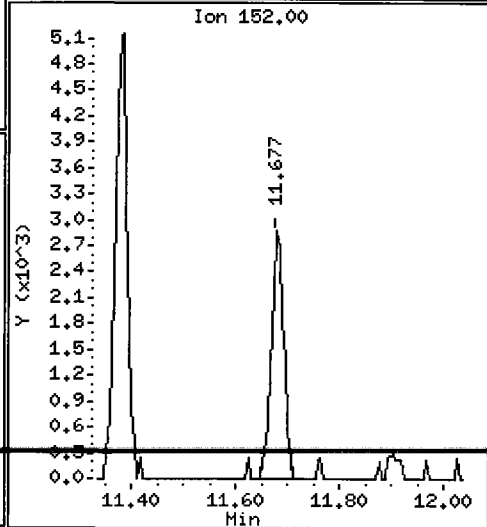
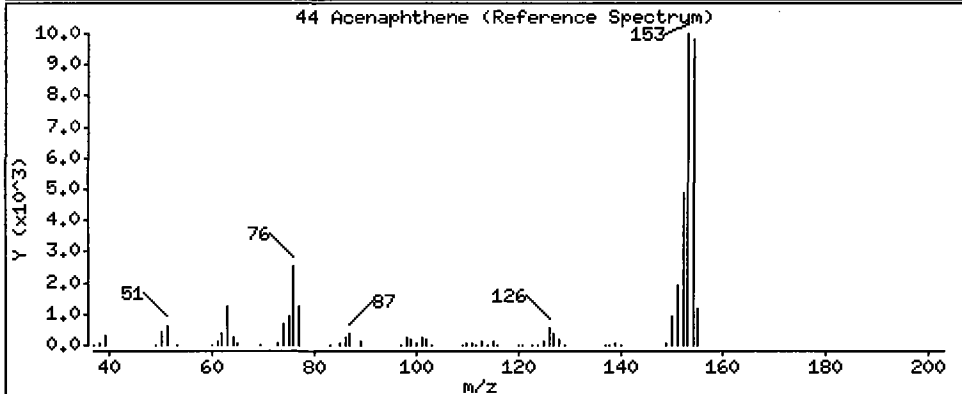
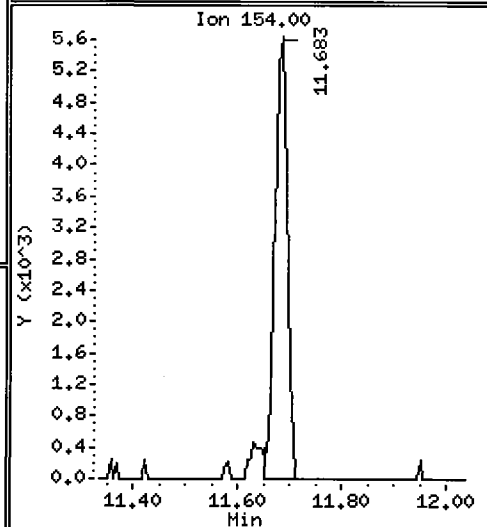
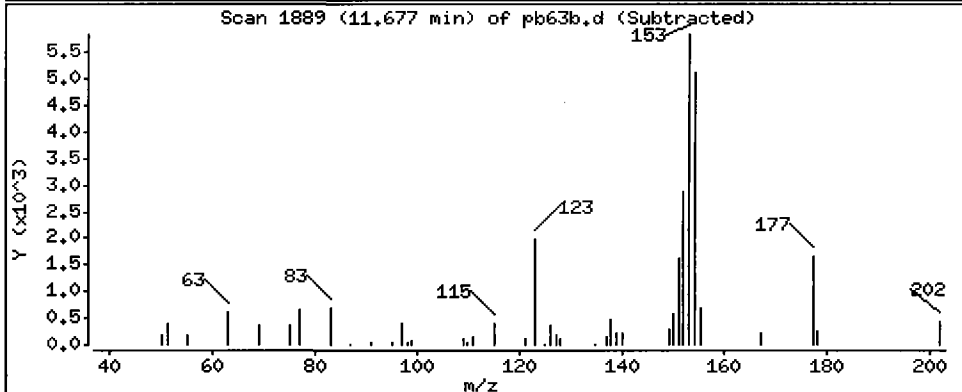
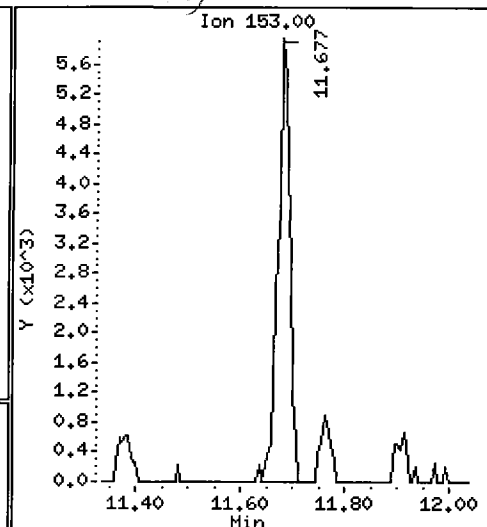
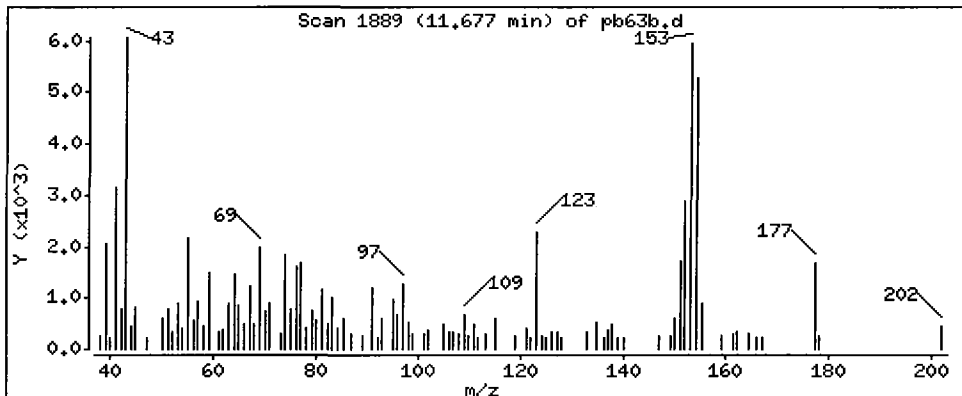
Column phase: ZB-5

Column diameter: 0.32

44 Acenaphthene

Concentration: 16.28 ug/kg

JLR



Date : 16-JUN-2009 14:05

Client ID: 3SED8-B

Instrument: nt6.i

Sample Info: PB63B

Volume Injected (uL): 1.0

Operator: LJR/VTS

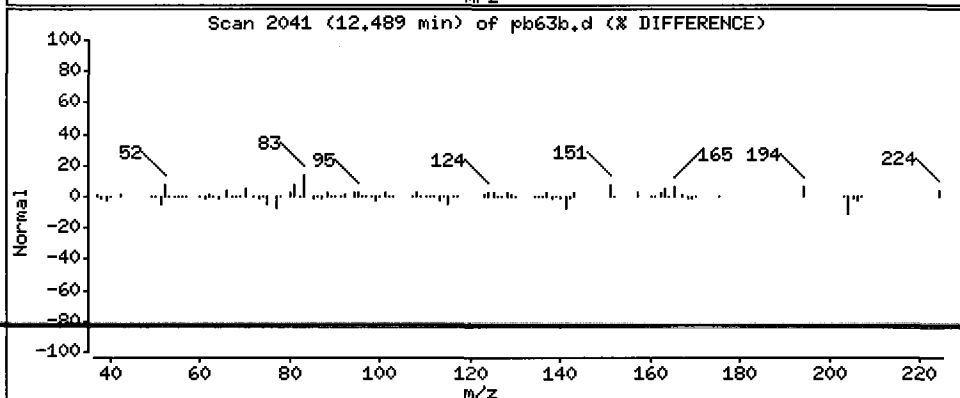
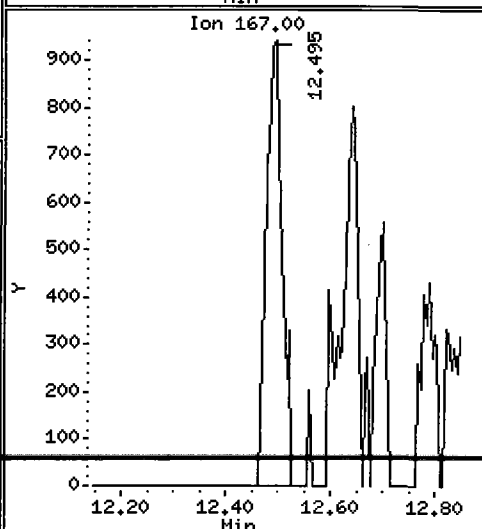
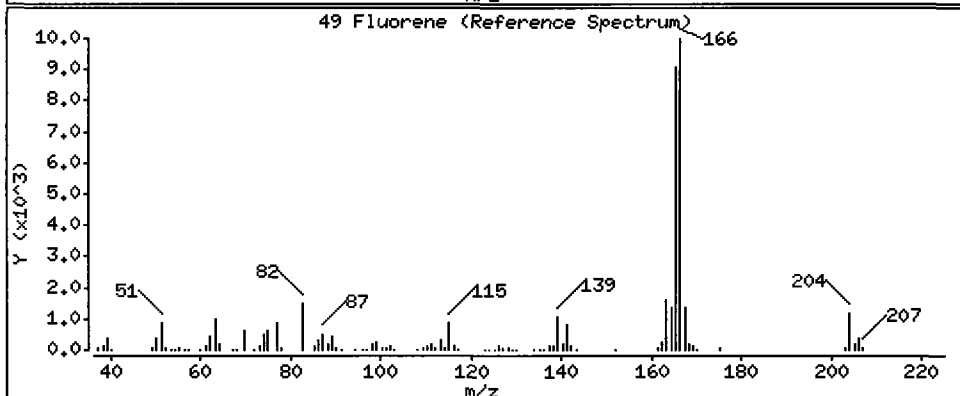
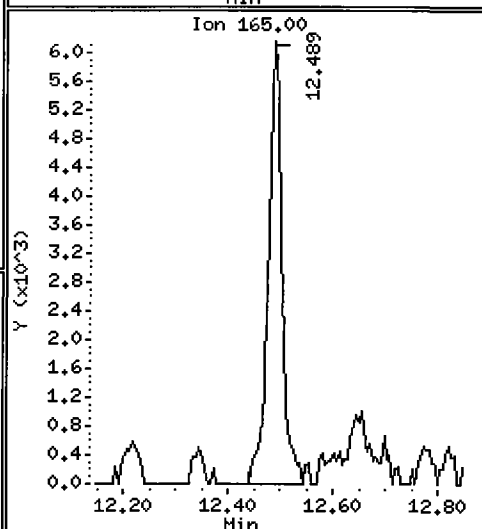
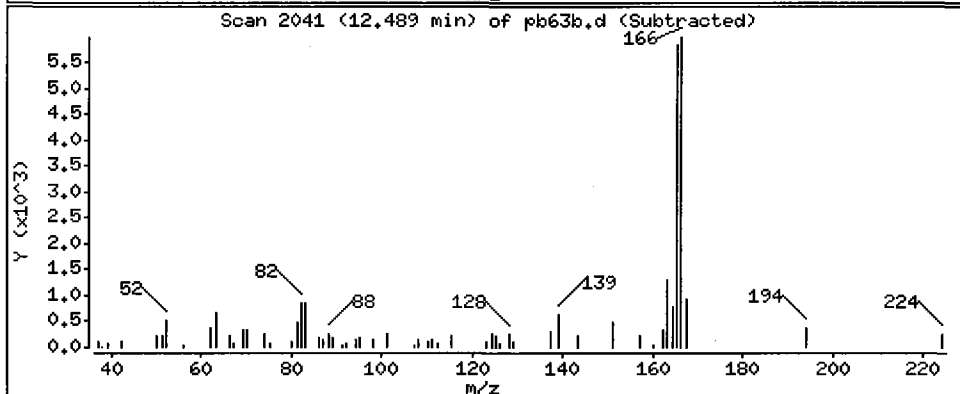
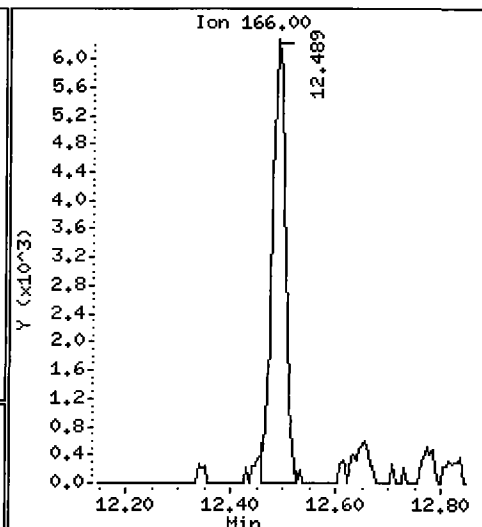
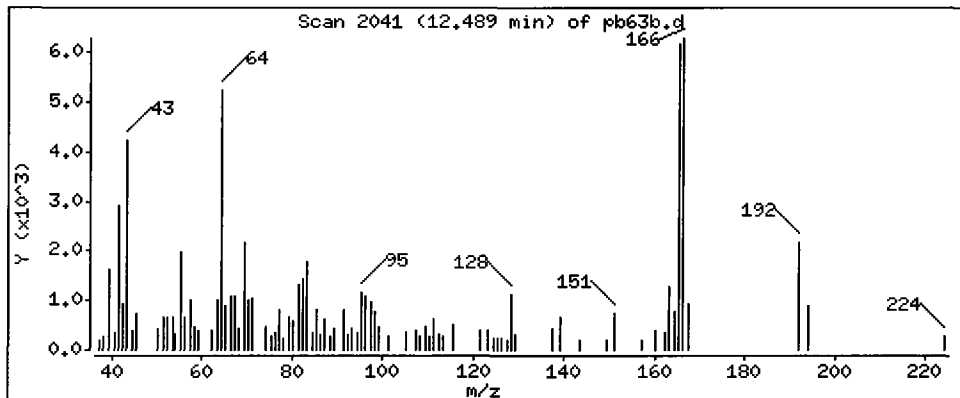
Column phase: ZB-5

Column diameter: 0.32

Over

49 Fluorene

Concentration: 16.46 ug/kg



Date : 16-JUN-2009 14:05

Client ID: 3SED8-B

Instrument: nt6.i

Sample Info: PB63B

Volume Injected (uL): 1.0

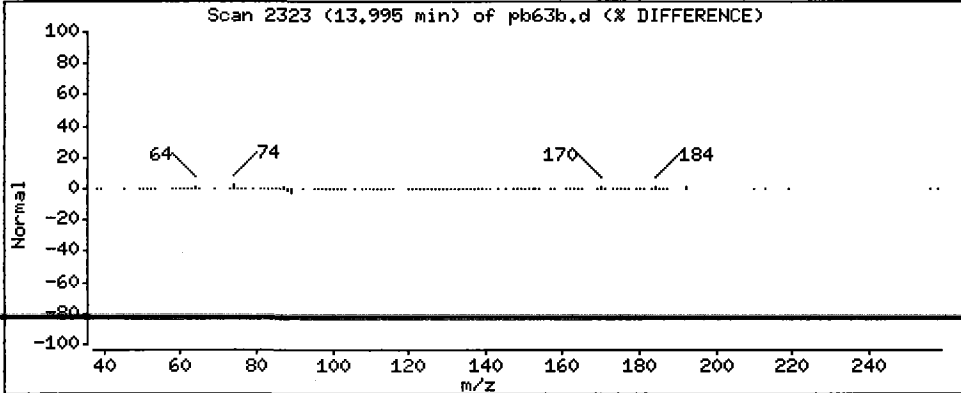
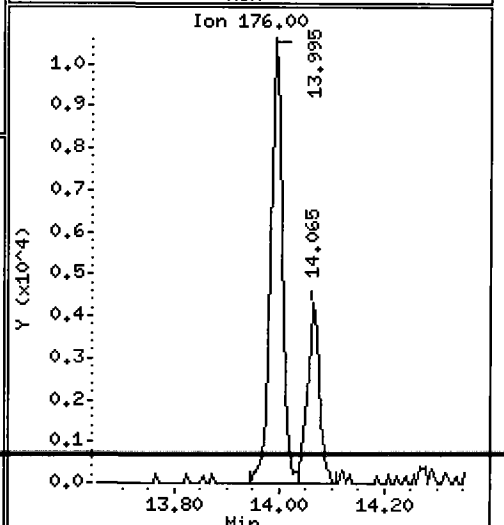
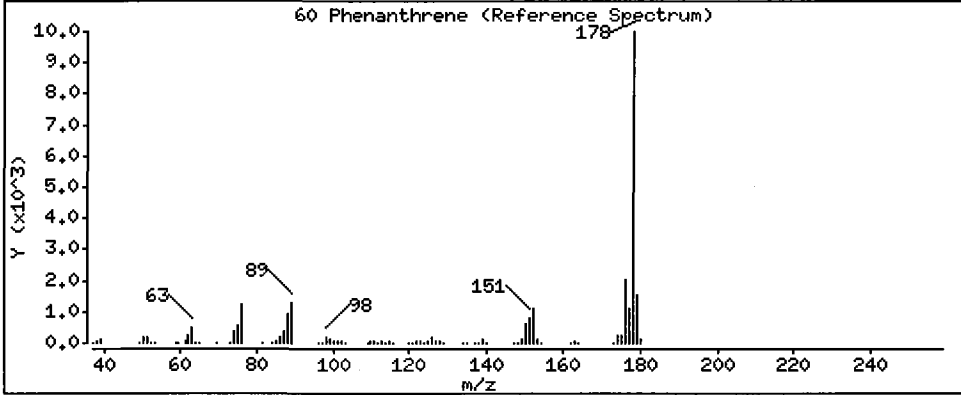
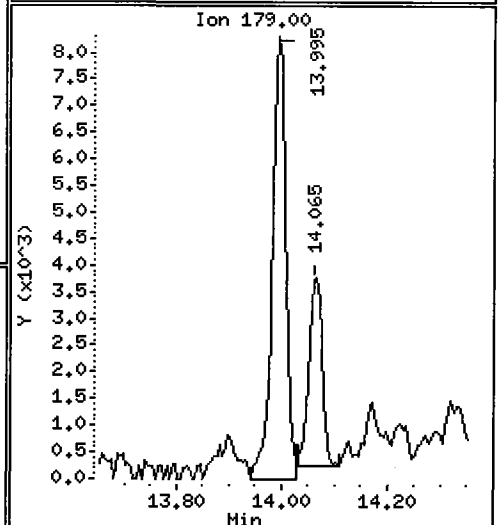
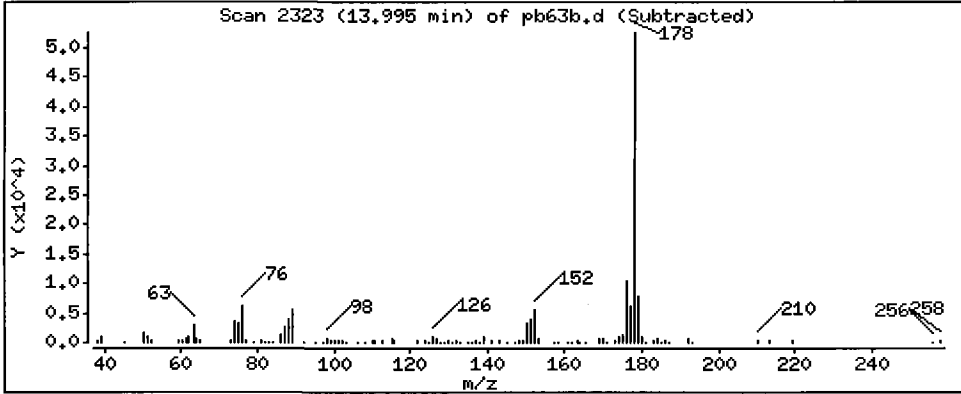
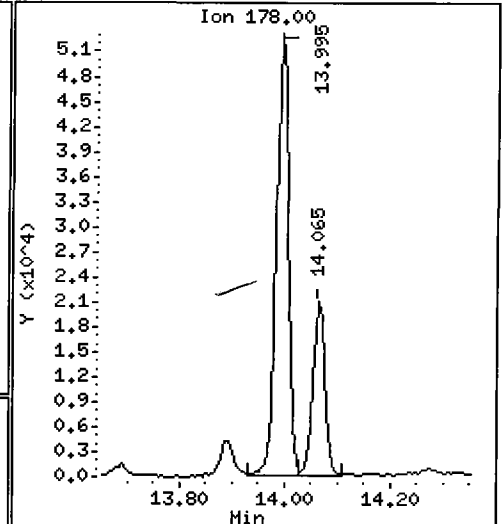
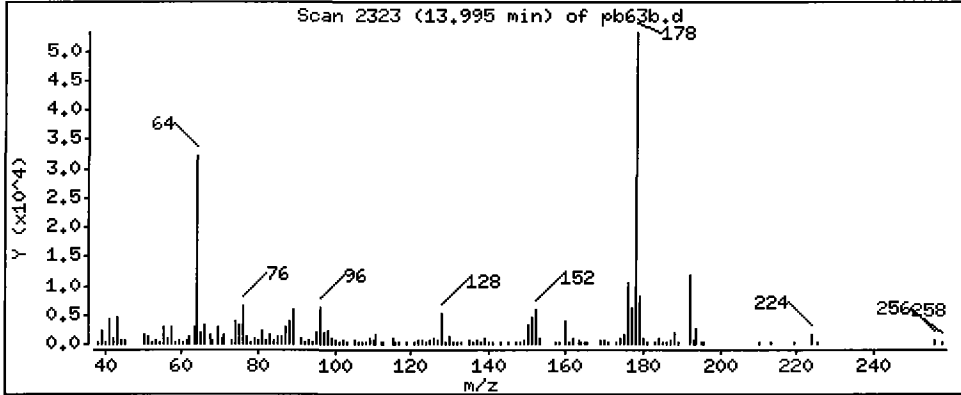
Operator: LJR/VTS

Column phase: ZB-5

Column diameter: 0.32

60 Phenanthrene

Concentration: 96.70 ug/kg



Date: 16-JUN-2009 14:05

Client ID: 3SED8-B

Instrument: nt6.i

Sample Info: PB63B

Volume Injected (uL): 1.0

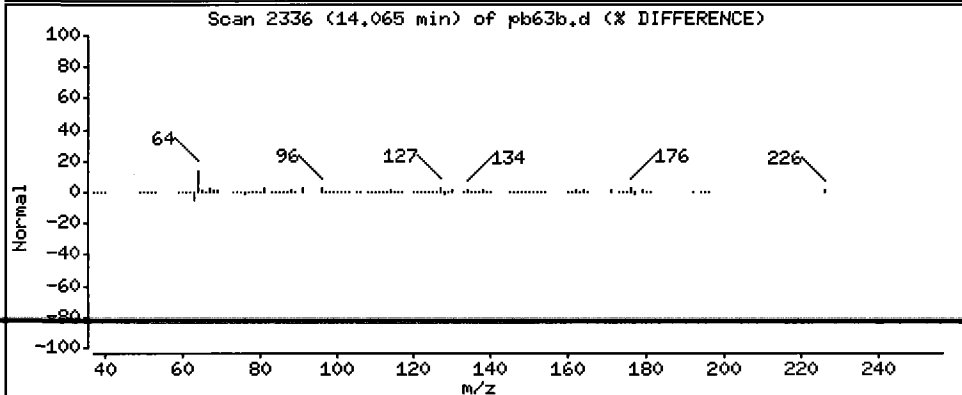
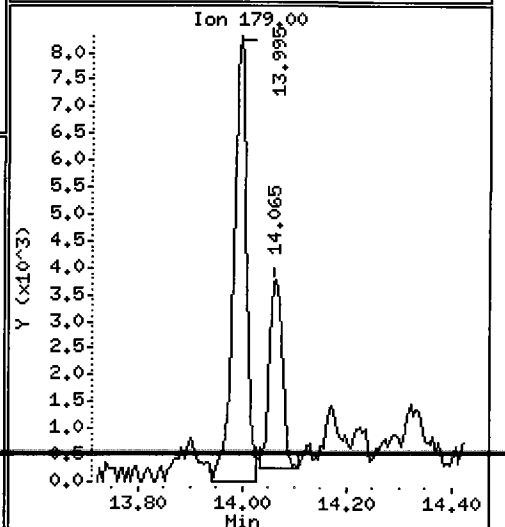
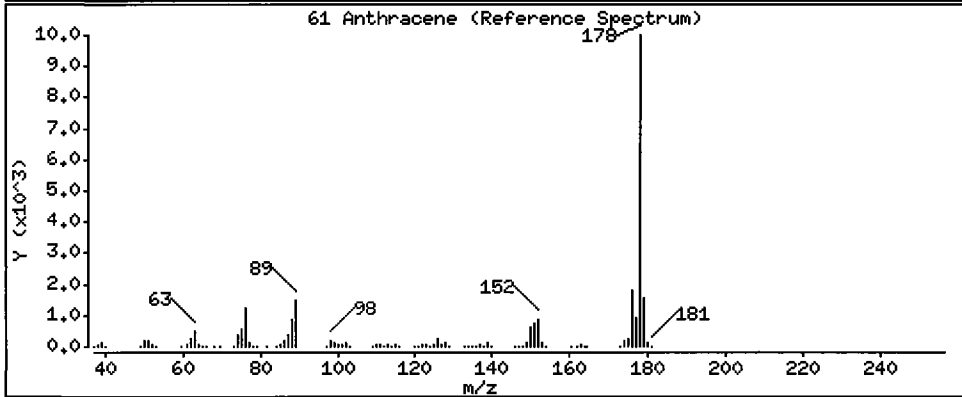
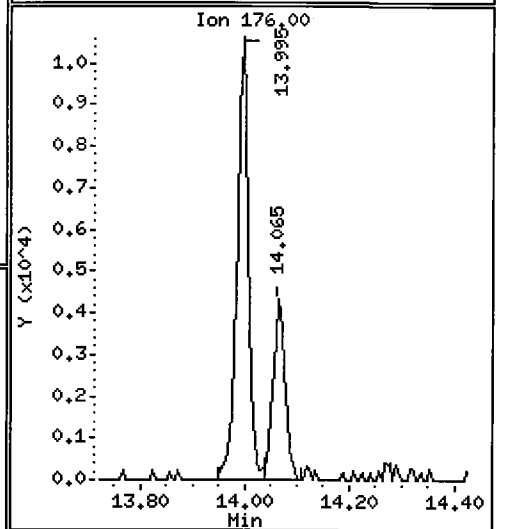
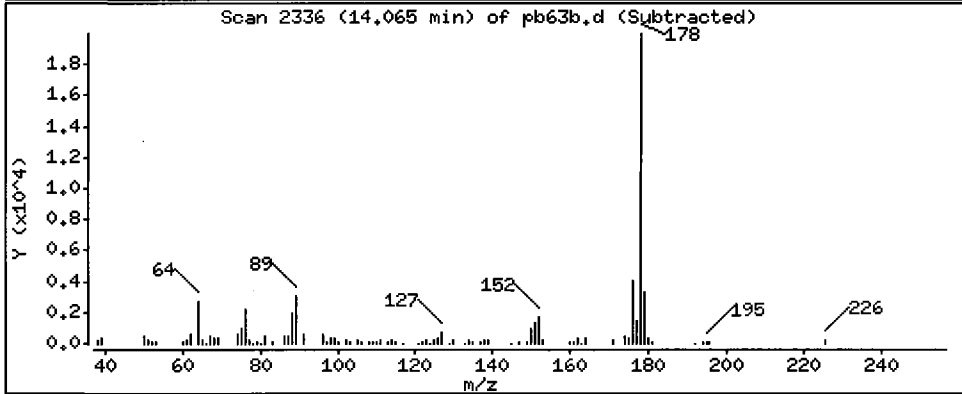
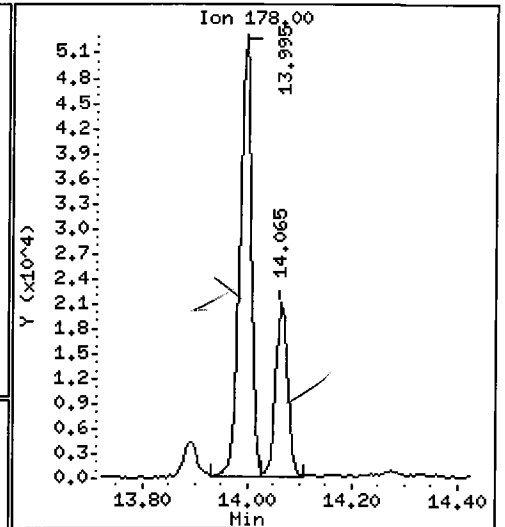
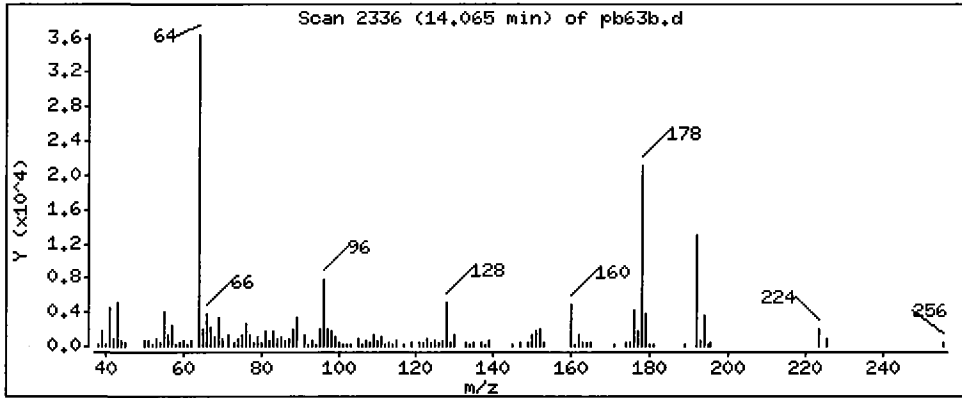
Operator: LJR/VTS

Column phase: ZB-5

Column diameter: 0.32

61 Anthracene

Concentration: 37.75 ug/kg



Date : 16-JUN-2009 14:05

Client ID: 3SED8-B

Instrument: nt6.i

Sample Info: PB63B

Volume Injected (uL): 1.0

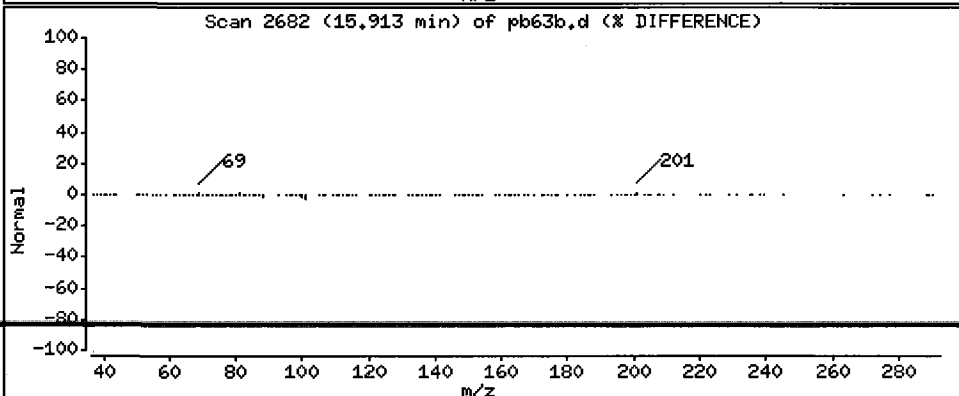
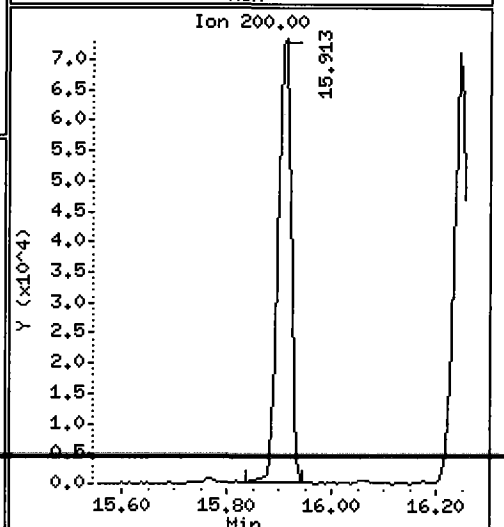
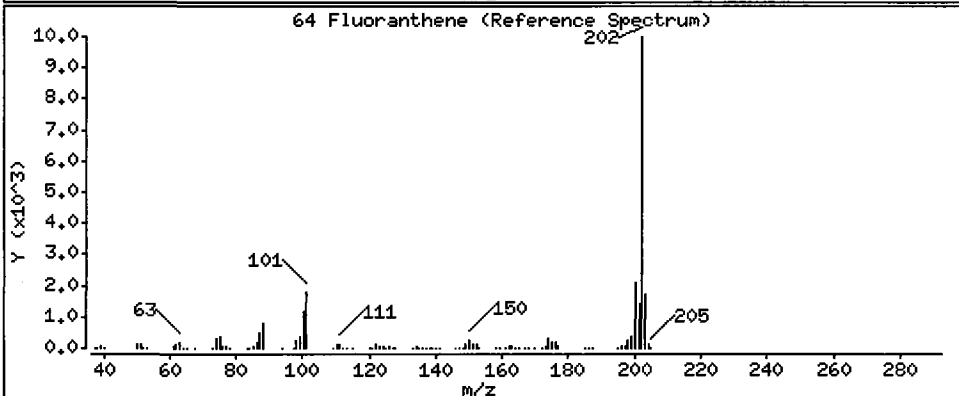
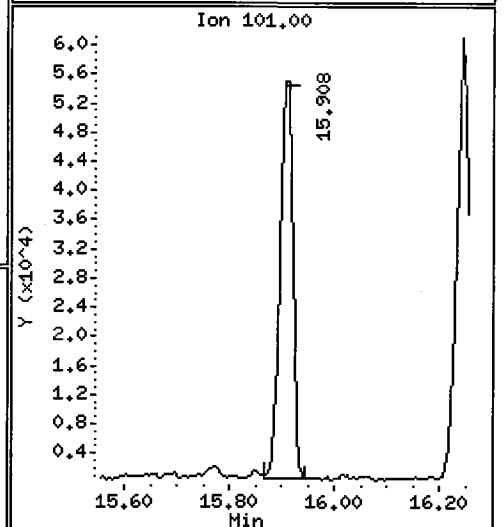
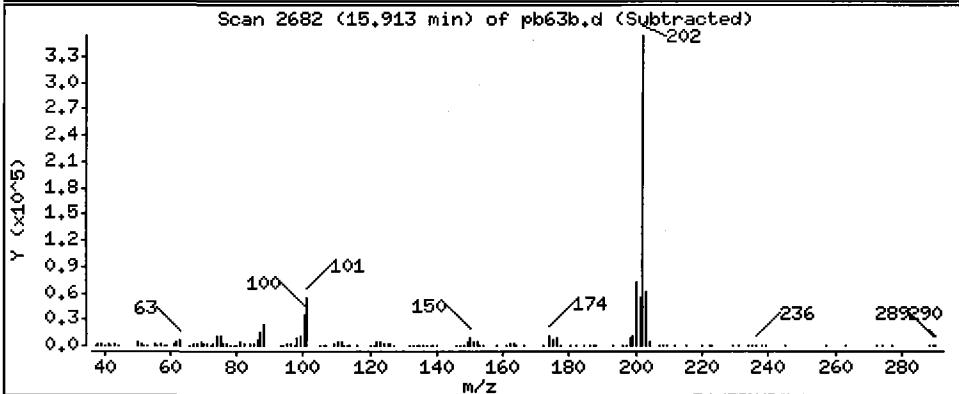
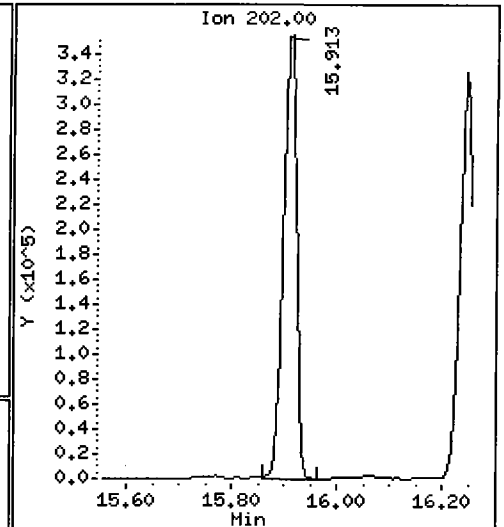
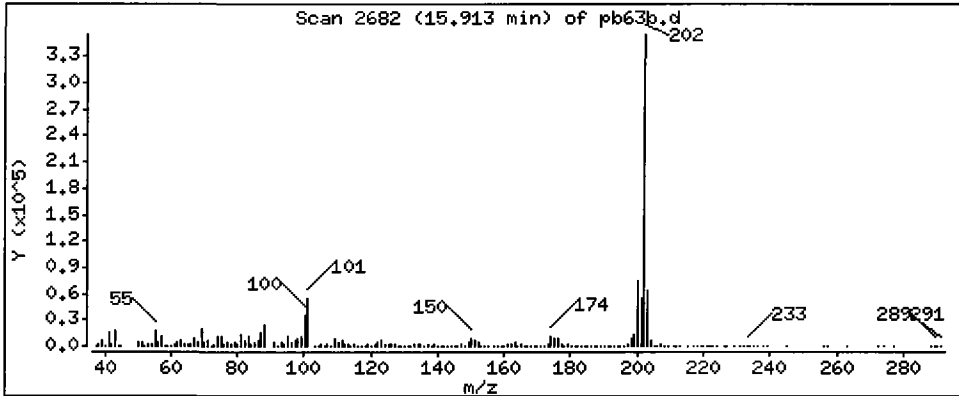
Operator: LJR/VTS

Column phase: ZB-5

Column diameter: 0.32

64 Fluoranthene

Concentration: 691.8 ug/kg



Date : 16-JUN-2009 14:05

Client ID: 3SED8-B

Instrument: nt6.i

Sample Info: PB63B

Volume Injected (uL): 1.0

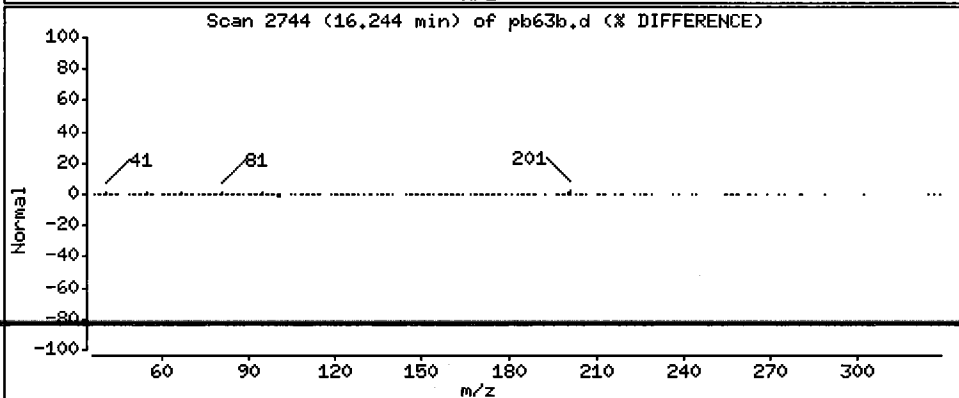
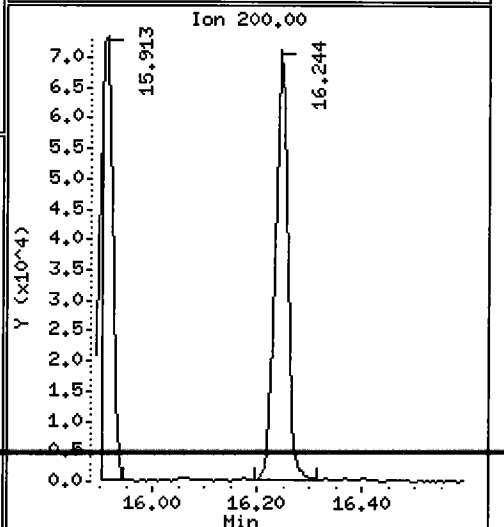
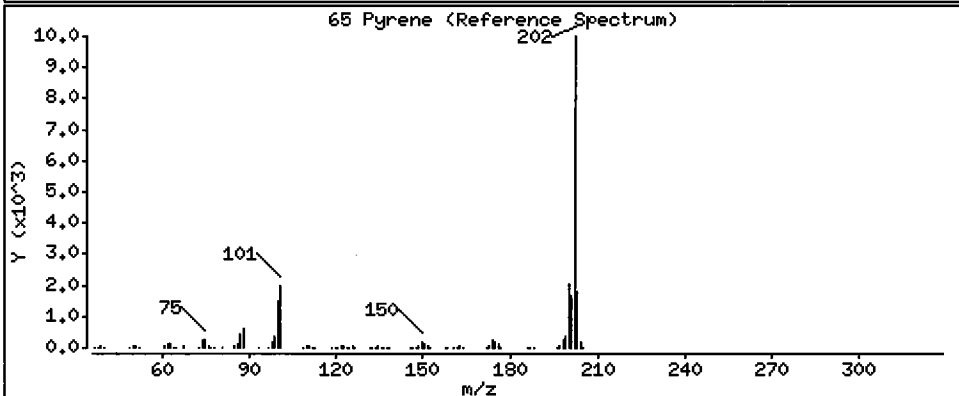
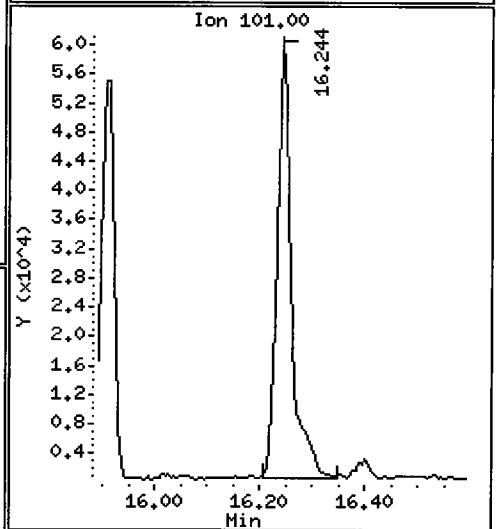
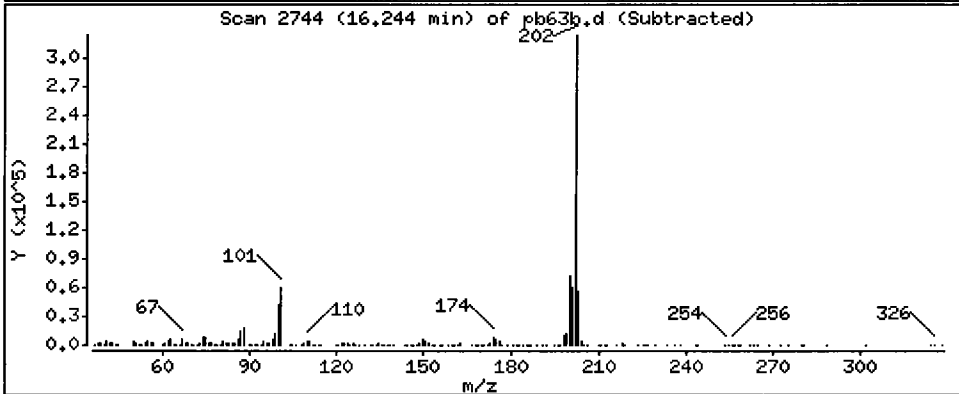
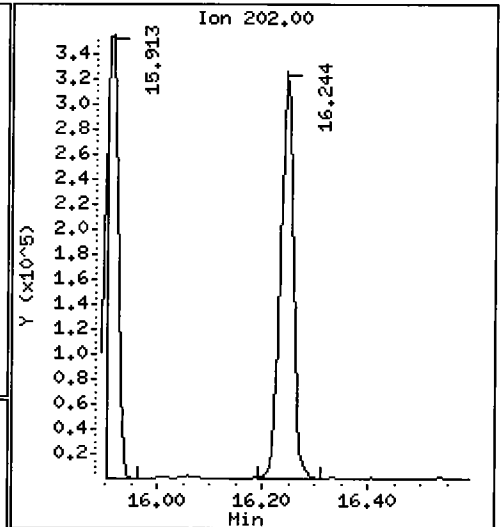
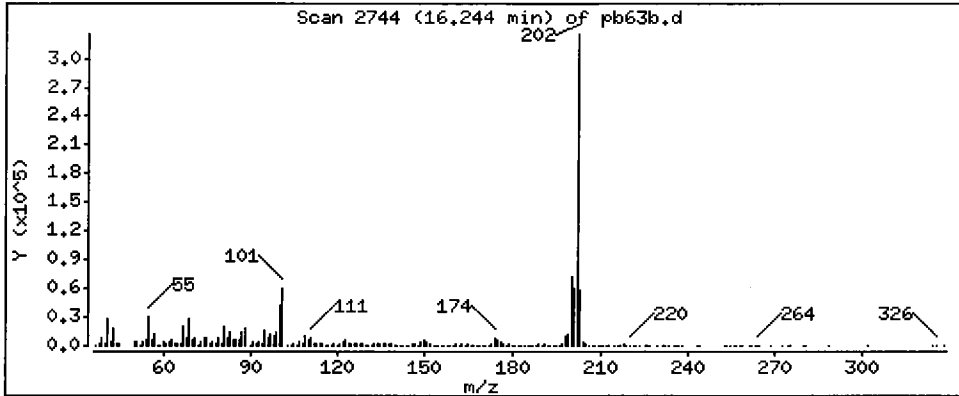
Operator: LJR/VTS

Column phase: ZB-5

Column diameter: 0.32

65 Pyrene

Concentration: 447.7 ug/kg



Date : 16-JUN-2009 14:05

Client ID: 3SED8-B

Instrument: nt6.i

Sample Info: PB63B

Volume Injected (uL): 1.0

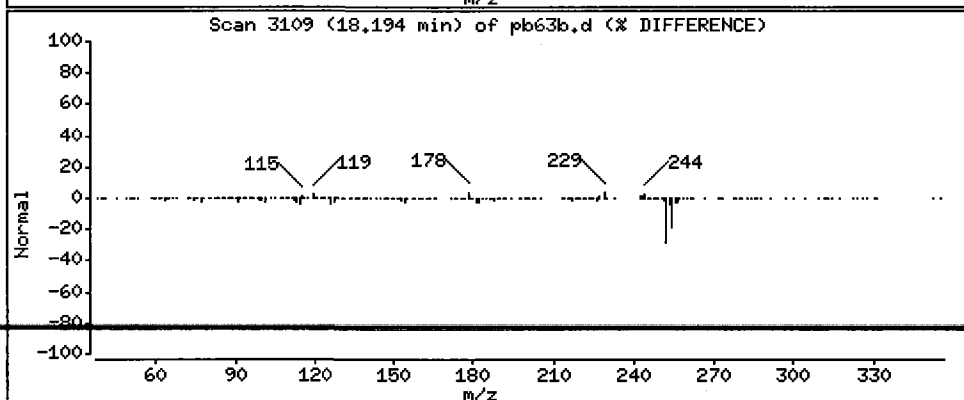
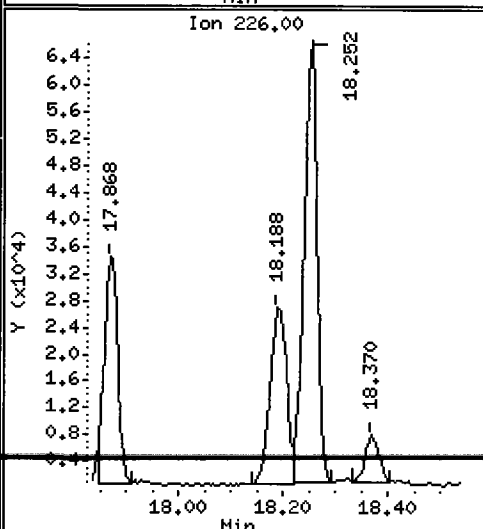
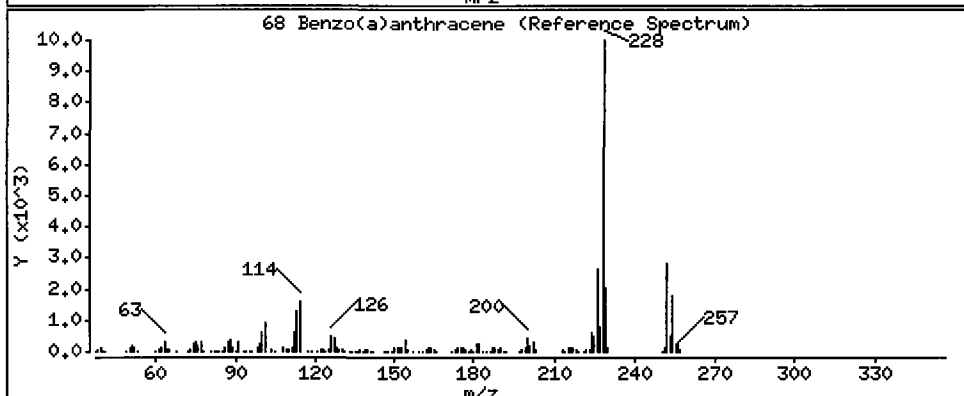
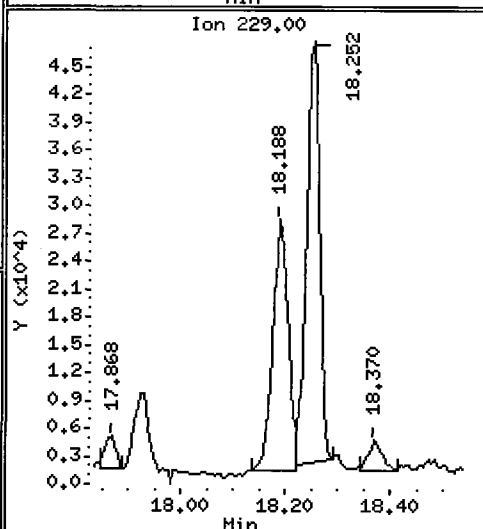
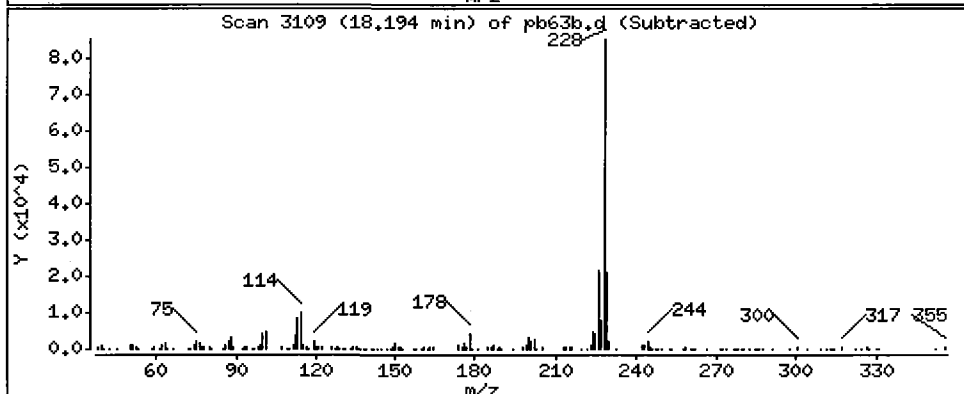
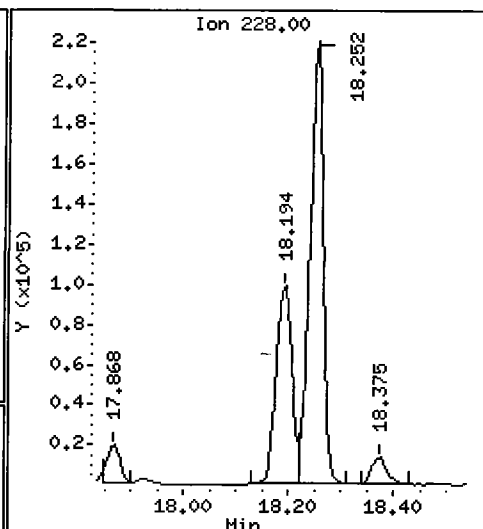
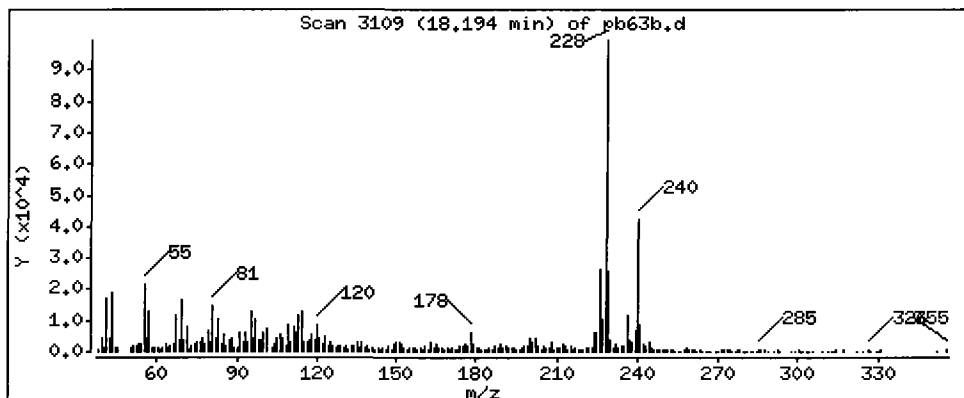
Operator: LJR/VTS

Column phase: ZB-5

Column diameter: 0.32

68 Benzo(a)anthracene

Concentration: 196.0 ug/kg



Date : 16-JUN-2009 14:05

Client ID: 3SED8-B

Instrument: nt6.i

Sample Info: PB63B

Volume Injected (uL): 1.0

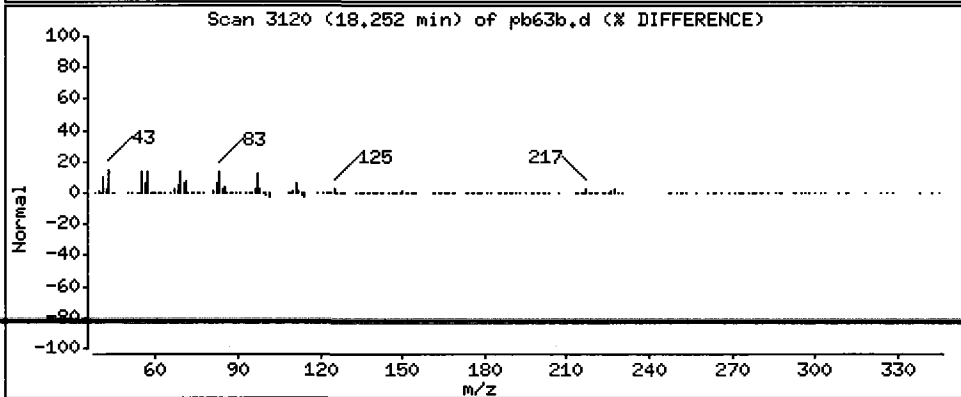
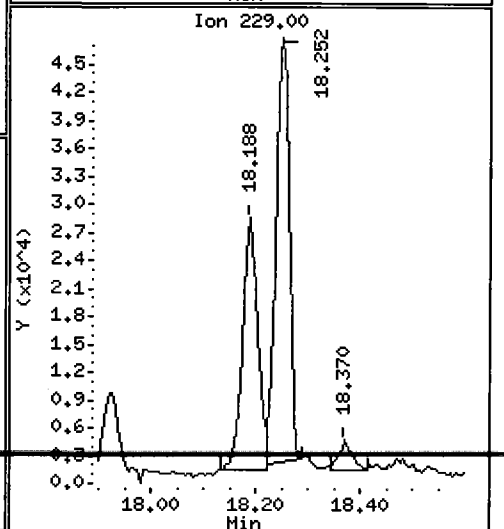
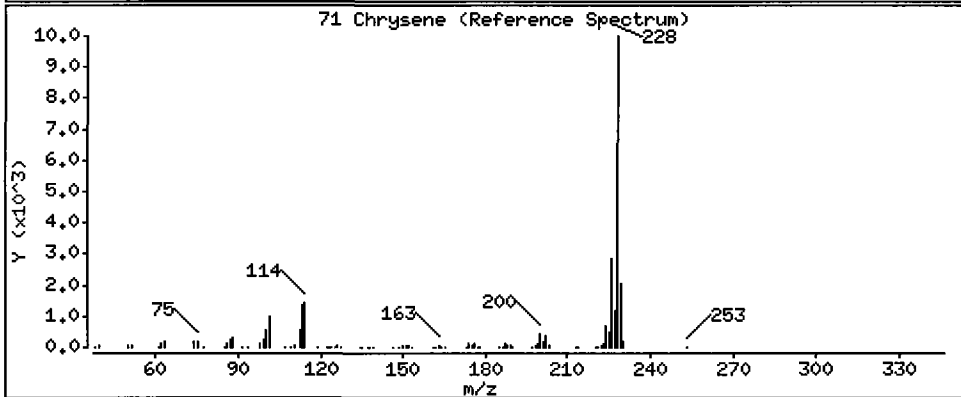
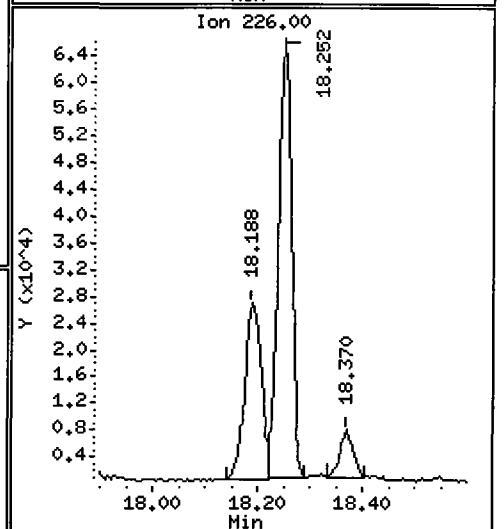
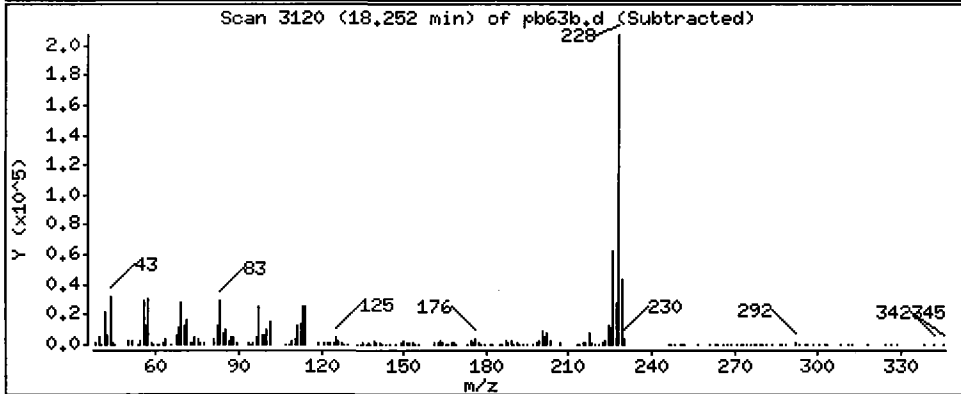
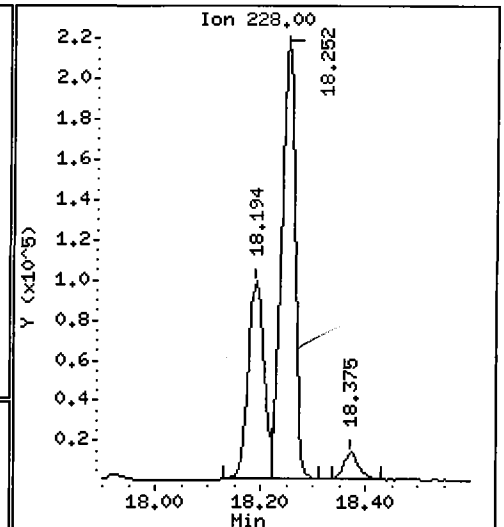
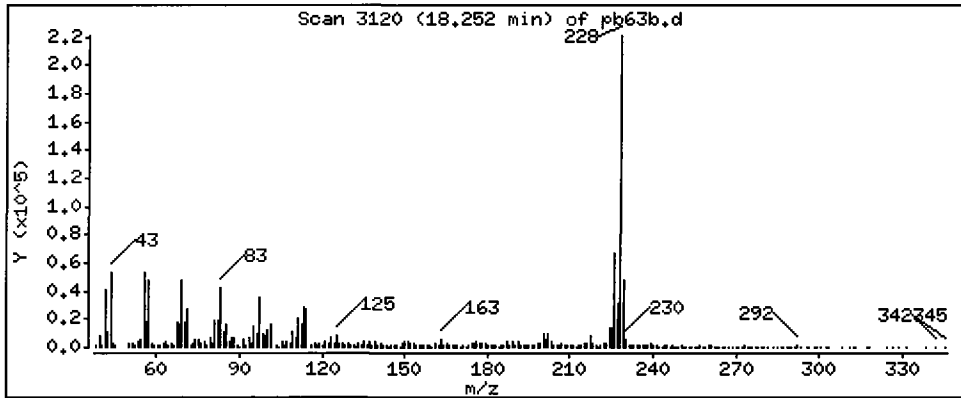
Operator: LJR/VTS

Column phase: ZB-5

Column diameter: 0.32

71 Chrysene

Concentration: 375.6 ug/kg



Date : 16-JUN-2009 14:05

Client ID: 3SED8-B

Instrument: nt6.i

Sample Info: PB63B

Volume Injected (uL): 1.0

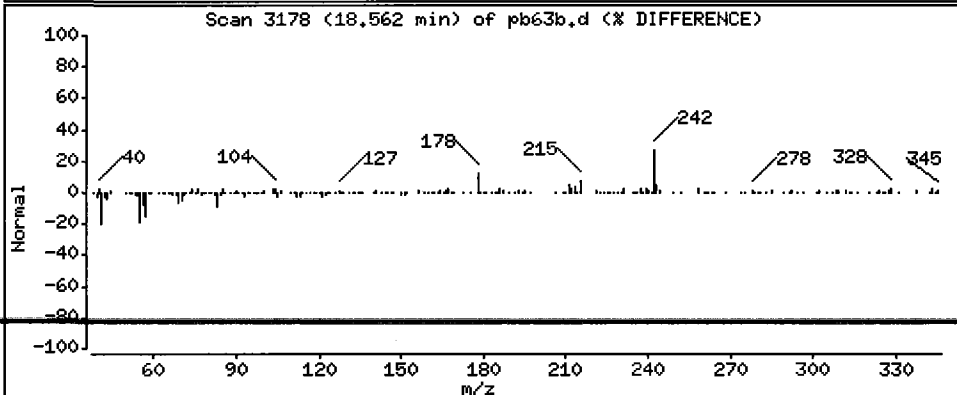
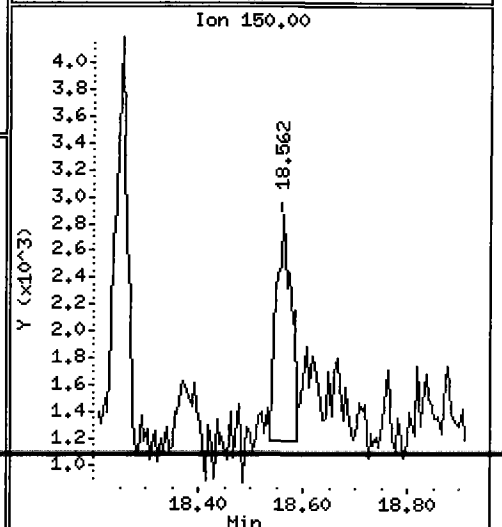
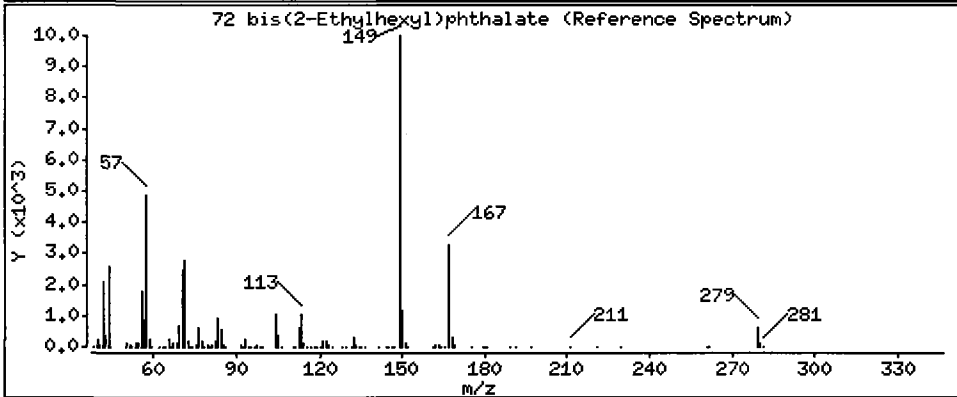
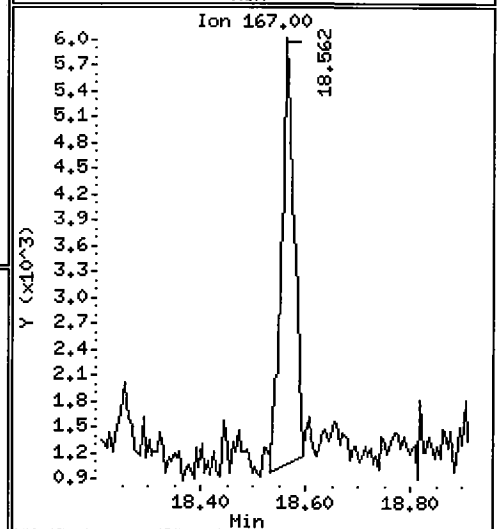
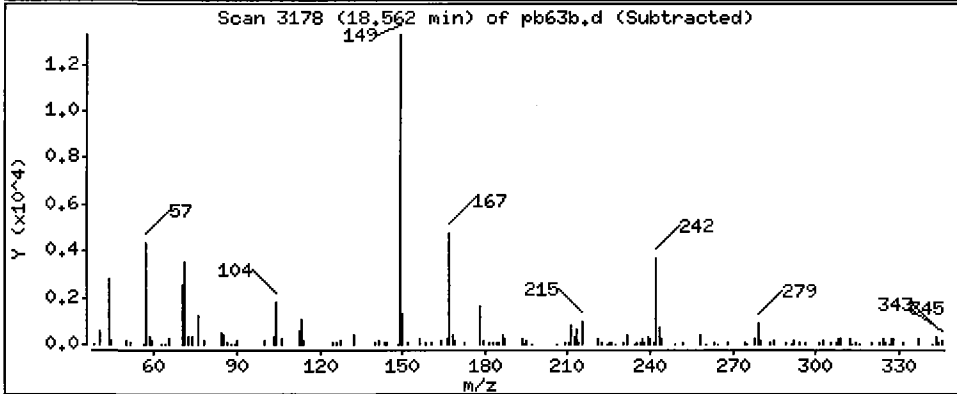
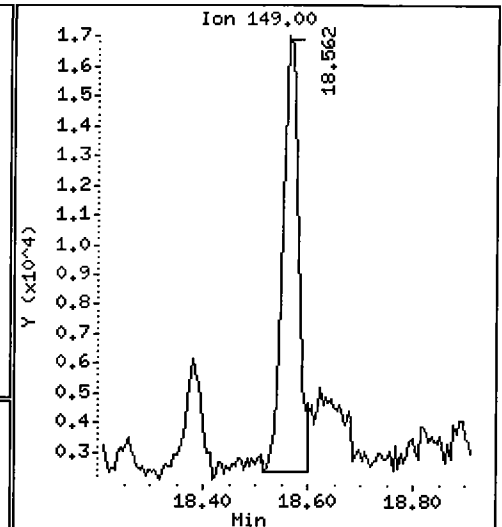
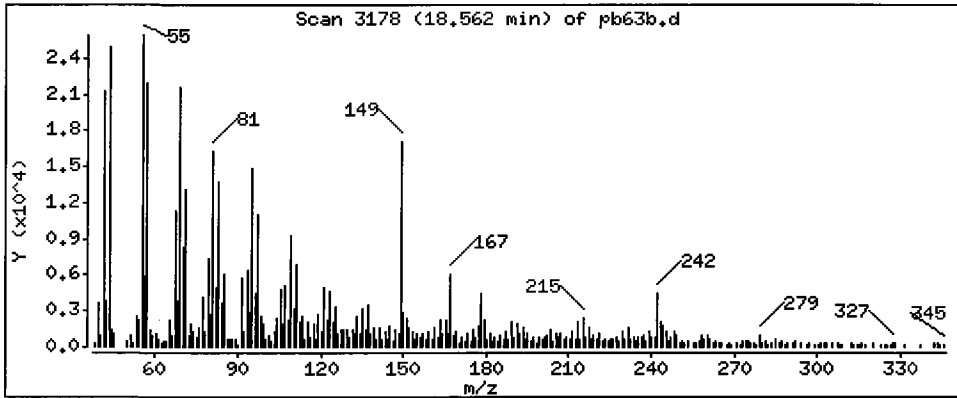
Operator: LJR/VTS

Column phase: ZB-5

Column diameter: 0.32

72 bis(2-Ethylhexyl)phthalate

Concentration: 45.92 ug/kg



Date : 16-JUN-2009 14:05

Client ID: 3SED8-B

Instrument: nt6.i

Sample Info: PB63B

Volume Injected (uL): 1.0

Operator: LJR/VTS

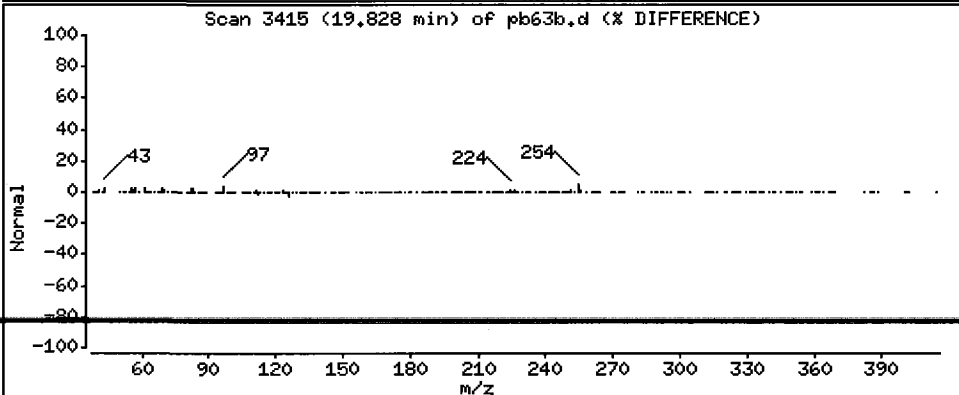
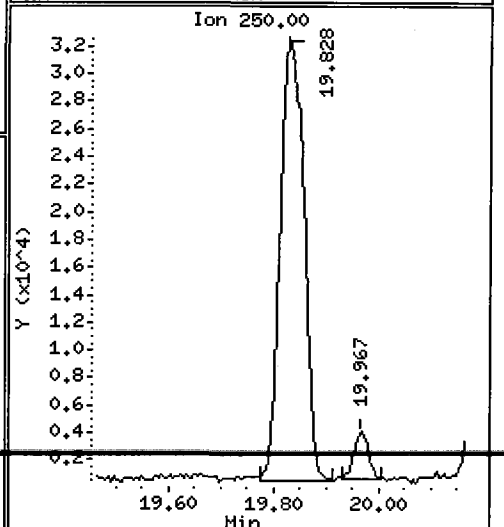
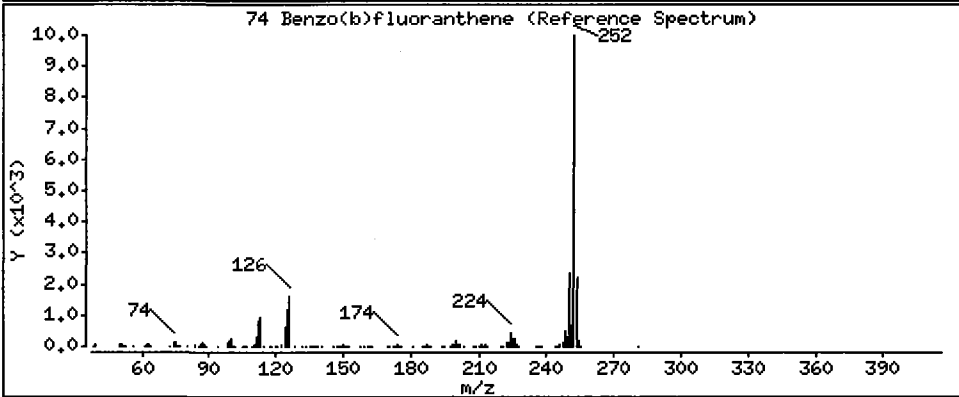
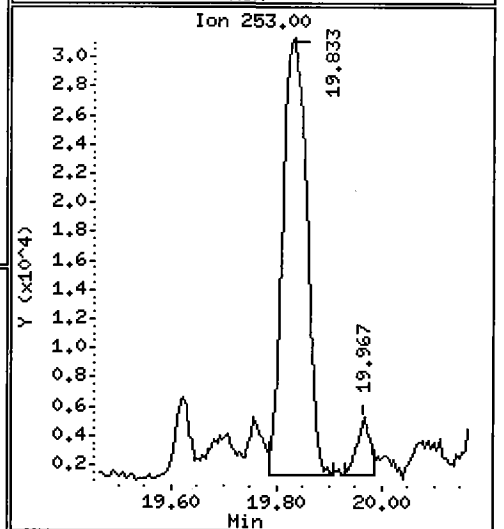
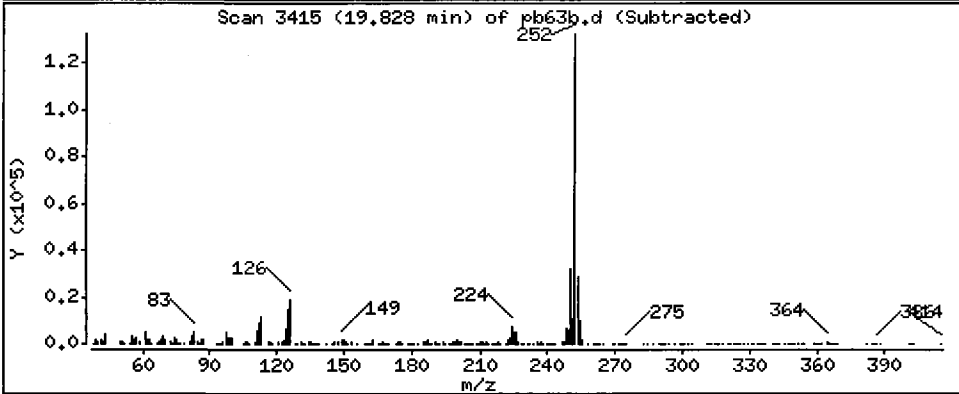
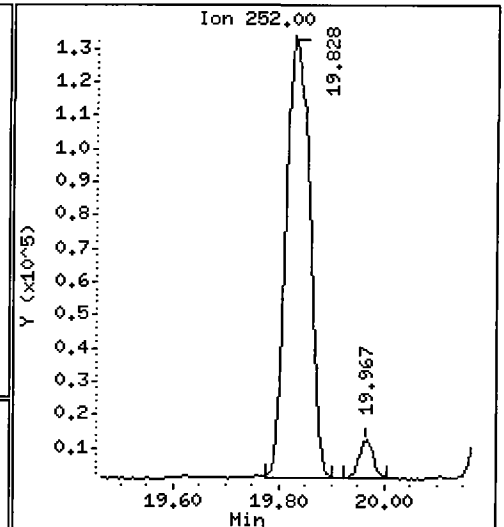
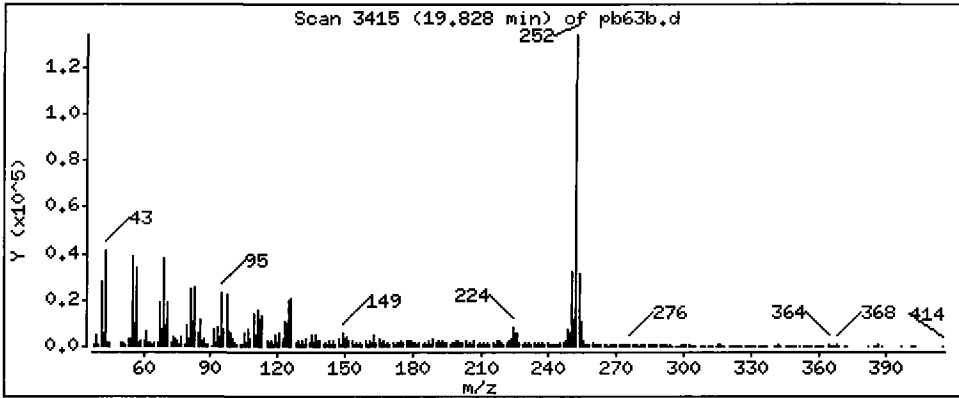
Column phase: ZB-5

Column diameter: 0.32

74 Benzo(b)fluoranthene

Concentration: 366.9 ug/kg

1/2



Date : 16-JUN-2009 14:05

Client ID: 3SED8-B

Instrument: nt6.i

Sample Info: PB63B

Volume Injected (uL): 1.0

Operator: LJR/VTS

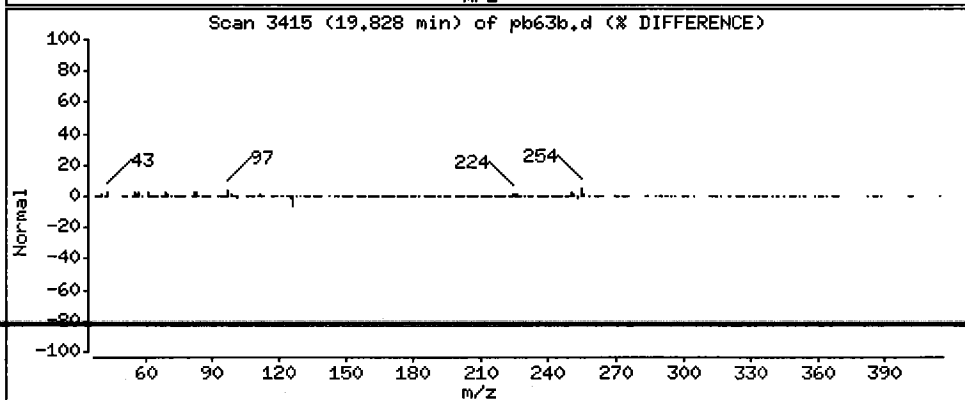
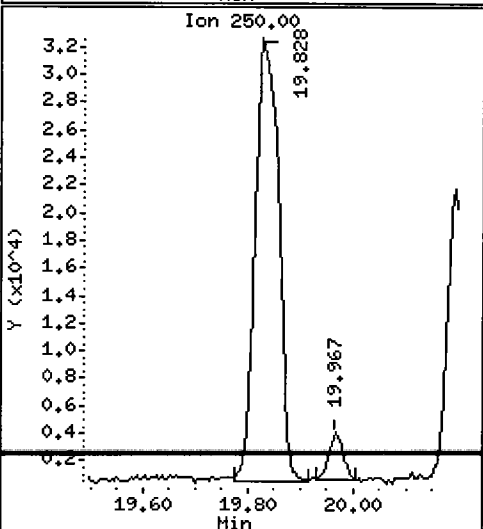
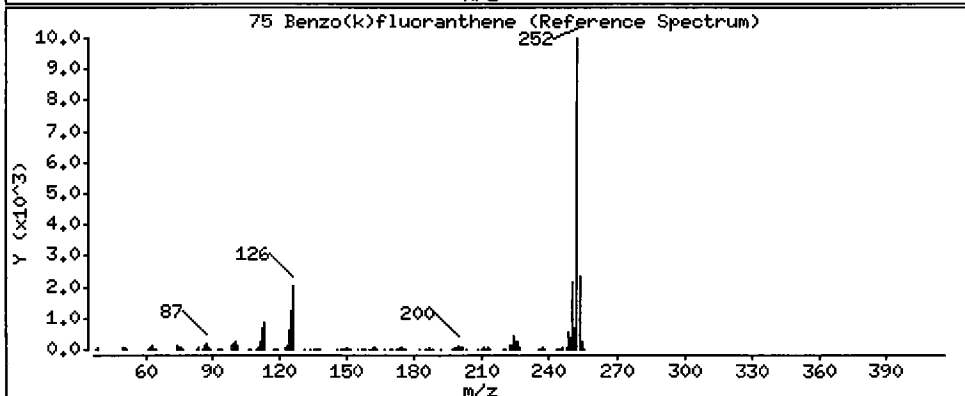
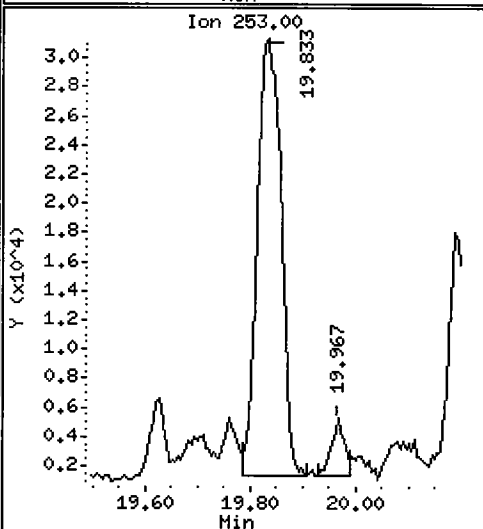
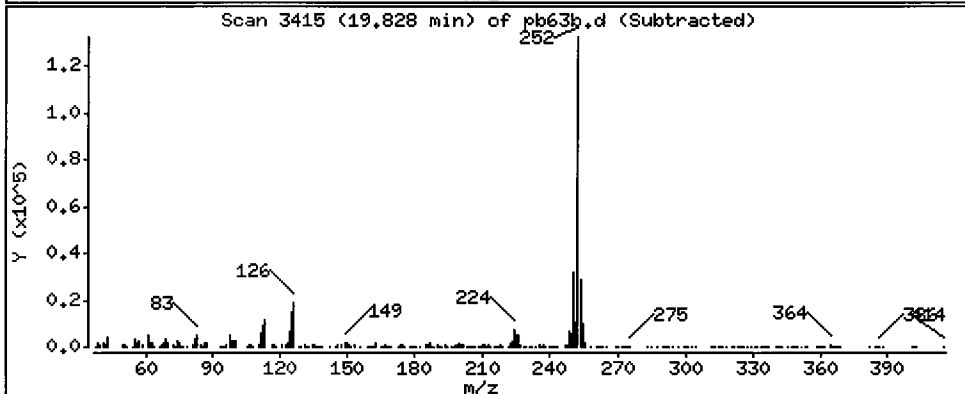
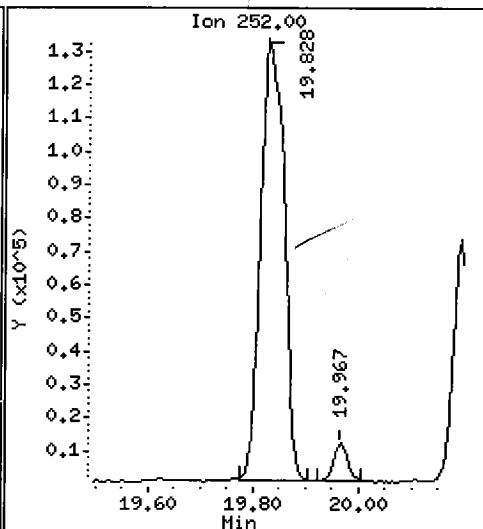
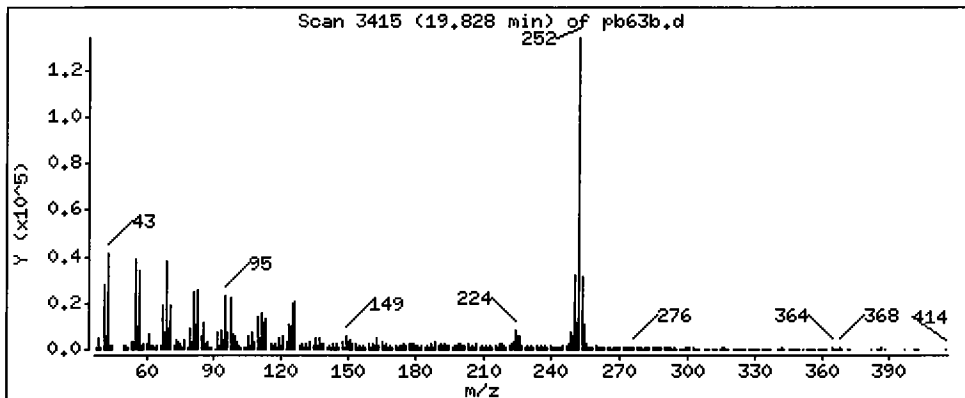
Column phase: ZB-5

Column diameter: 0.32

Handwritten mark

75 Benzo(k)fluoranthene

Concentration: 357,2 ug/kg



Date : 16-JUN-2009 14:05

Client ID: 3SED8-B

Instrument: nt6.i

Sample Info: PB63B

Volume Injected (uL): 1.0

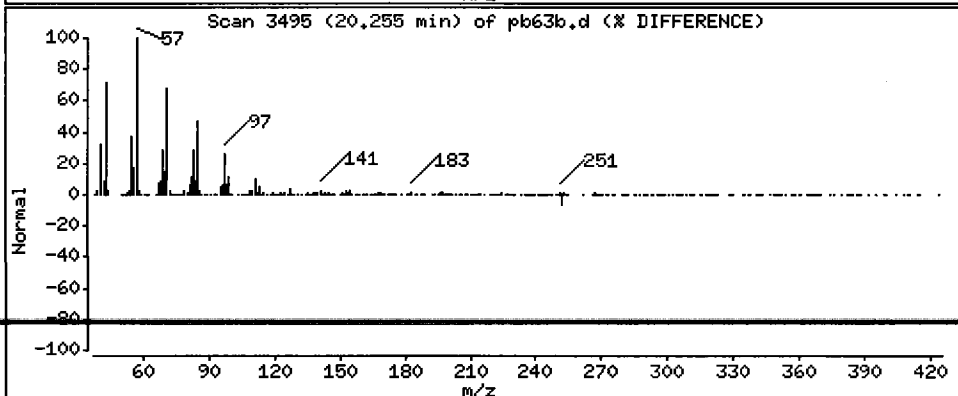
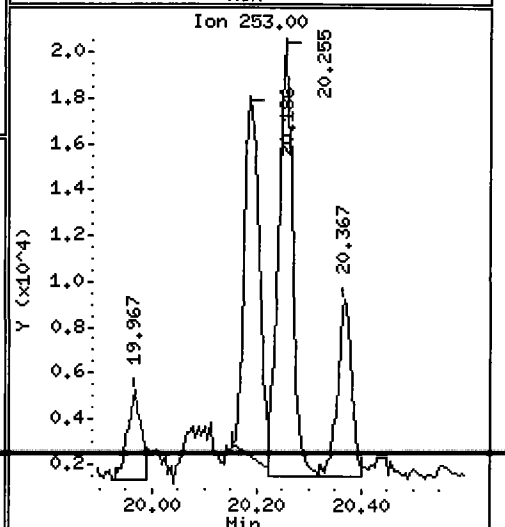
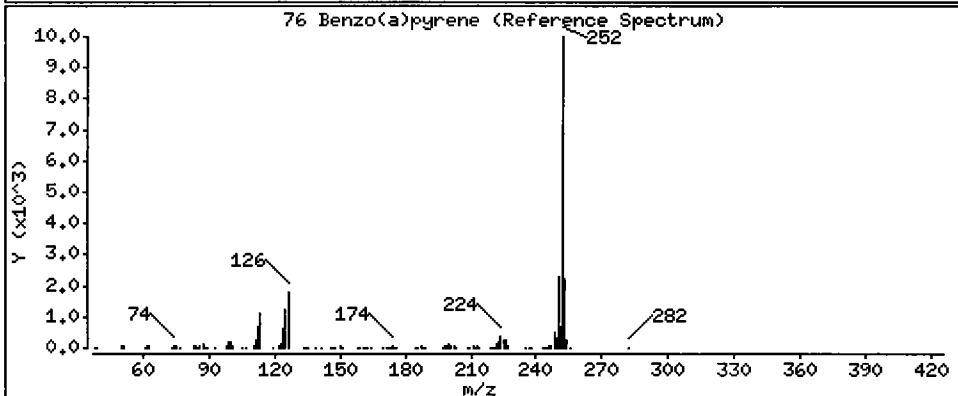
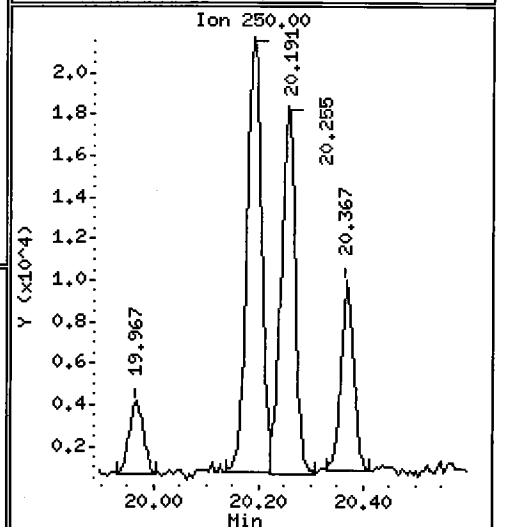
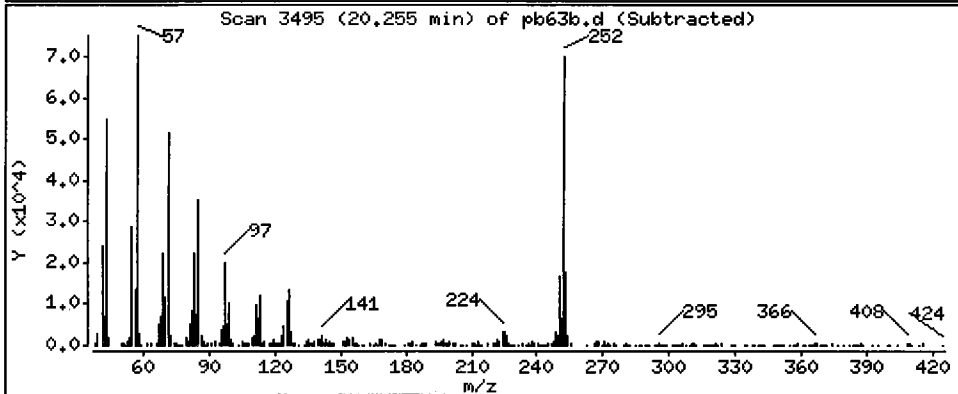
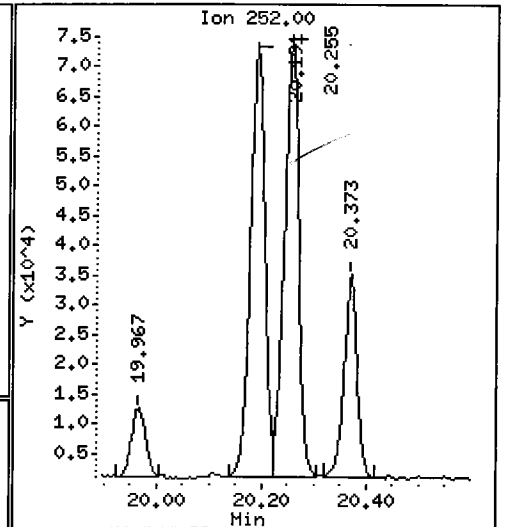
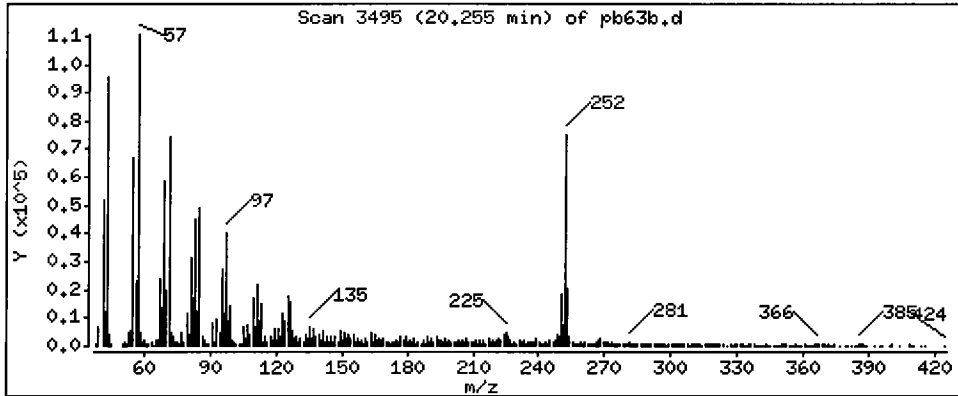
Operator: LJR/VTS

Column phase: ZB-5

Column diameter: 0.32

76 Benzo(a)pyrene

Concentration: 135.7 ug/kg



Date : 16-JUN-2009 14:05

Client ID: 3SED8-B

Instrument: nt6.i

Sample Info: PB63B

Volume Injected (uL): 1.0

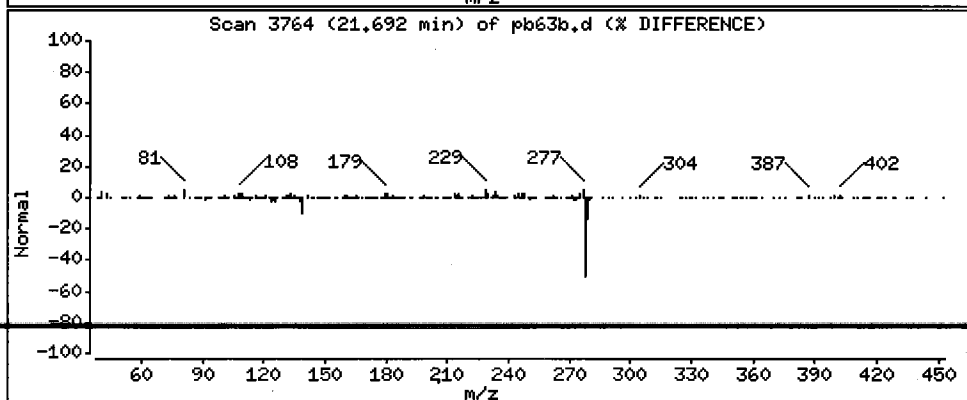
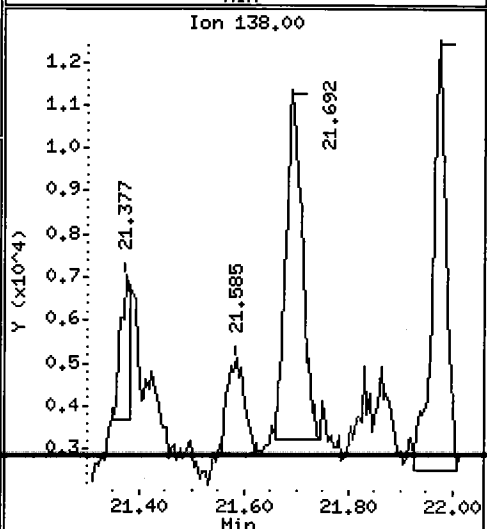
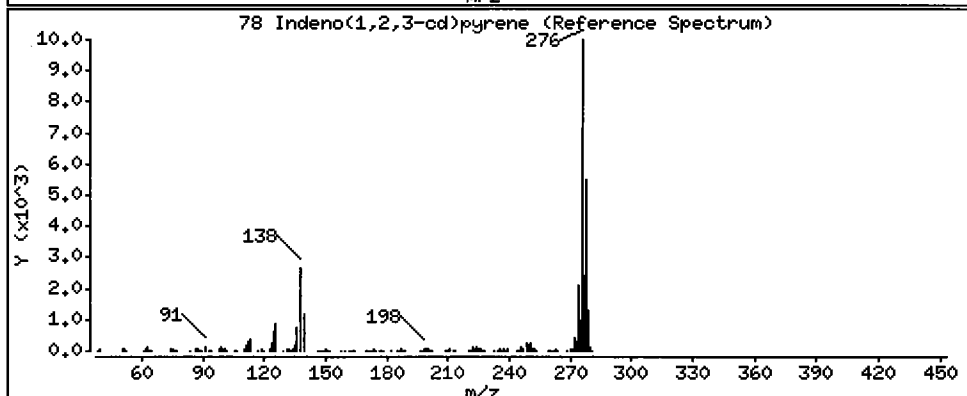
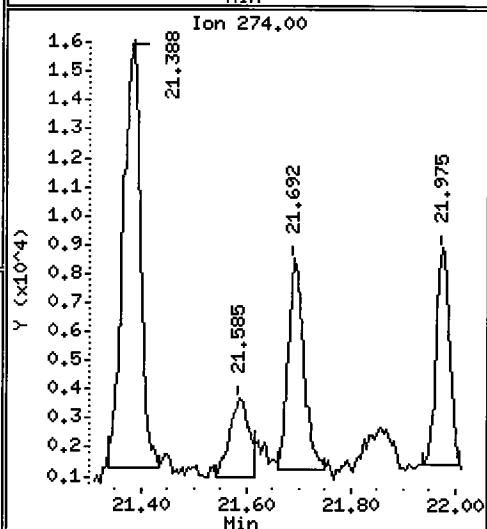
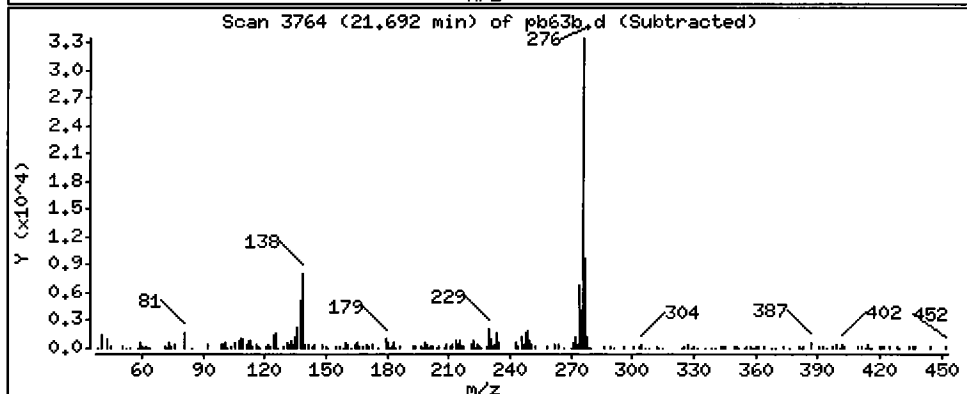
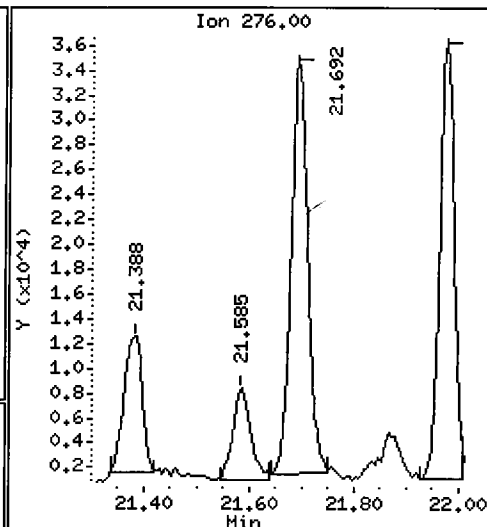
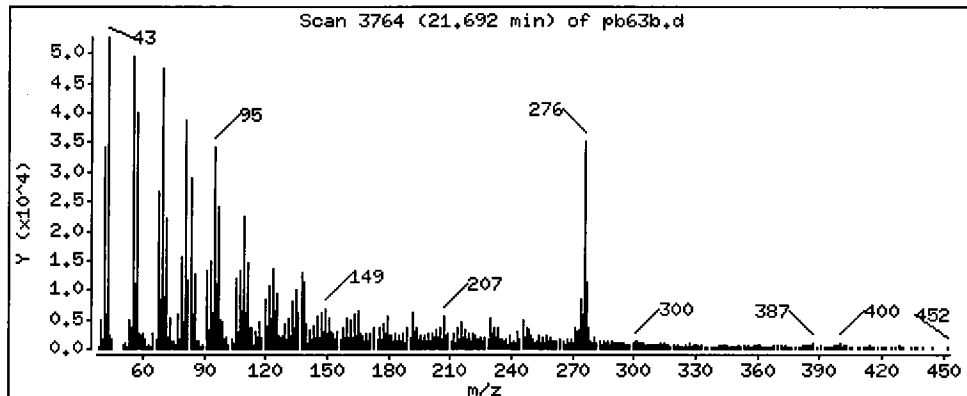
Operator: LJR/VTS

Column phase: ZB-5

Column diameter: 0.32

78 Indeno(1,2,3-cd)pyrene

Concentration: 54.18 ug/kg



Date: 16-JUN-2009 14:05

Client ID: 3SED8-B

Instrument: nt6.i

Sample Info: PB63B

Volume Injected (uL): 1.0

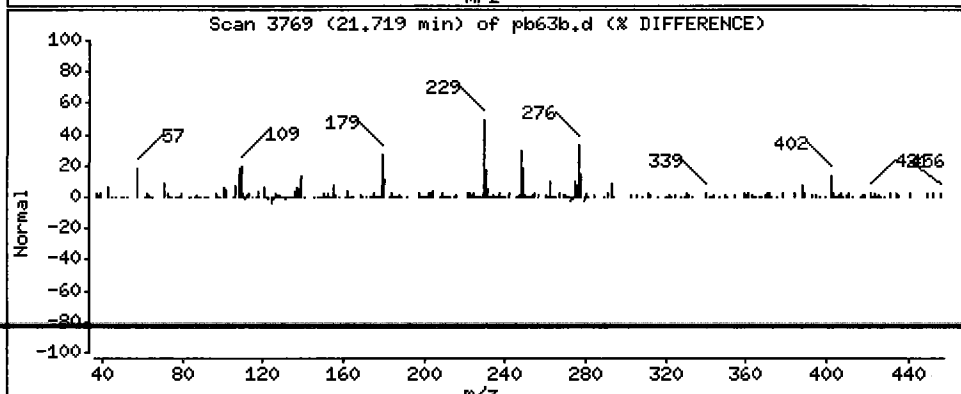
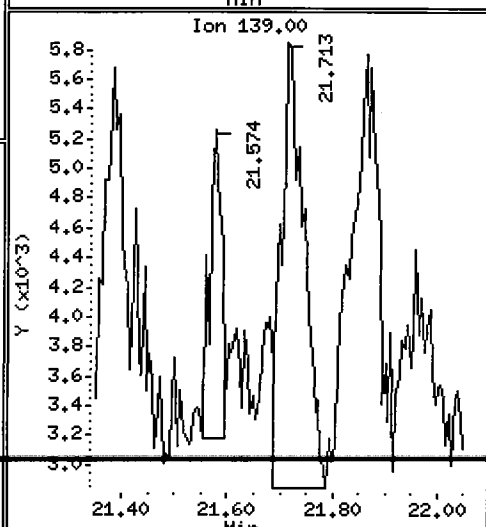
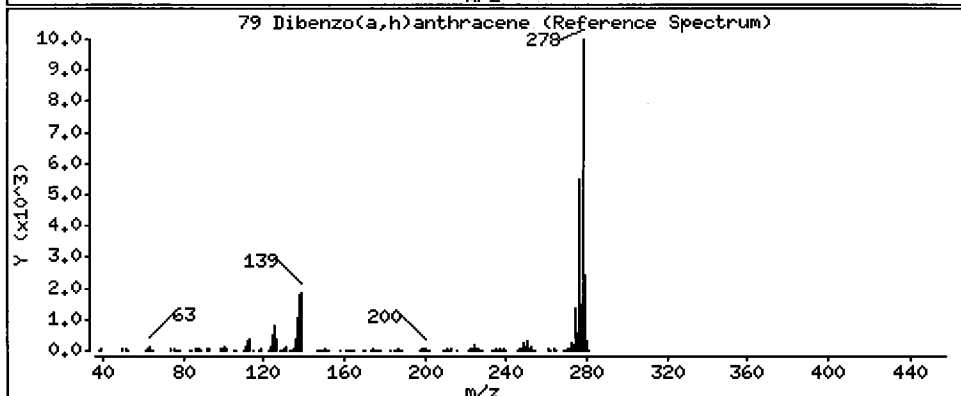
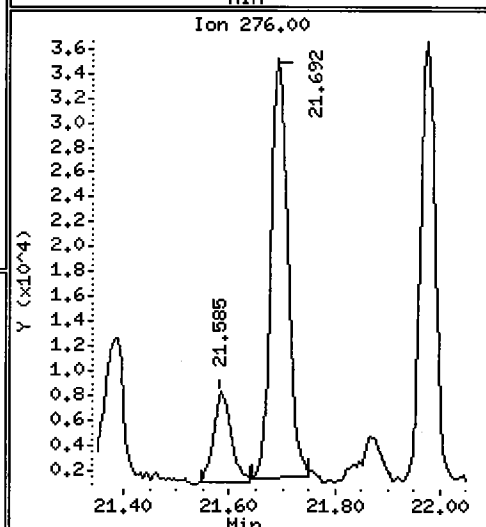
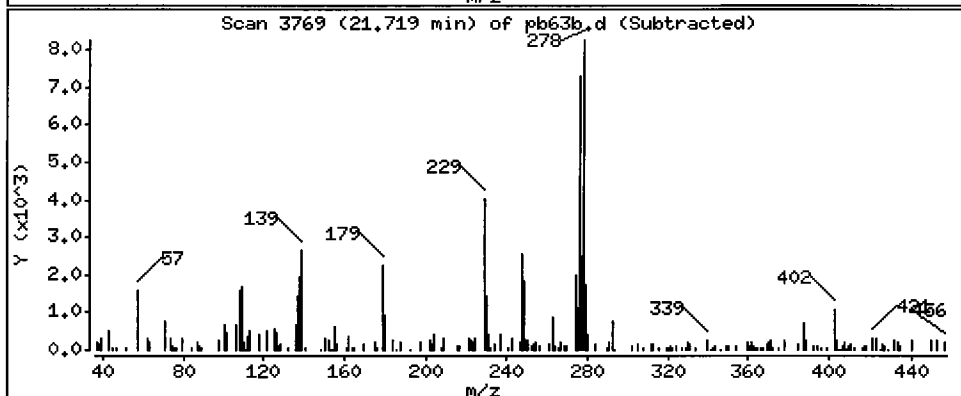
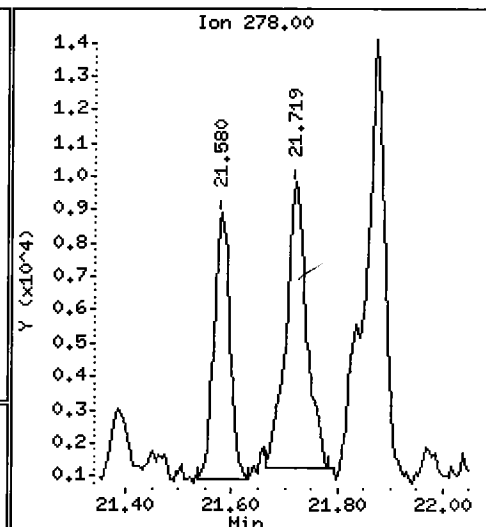
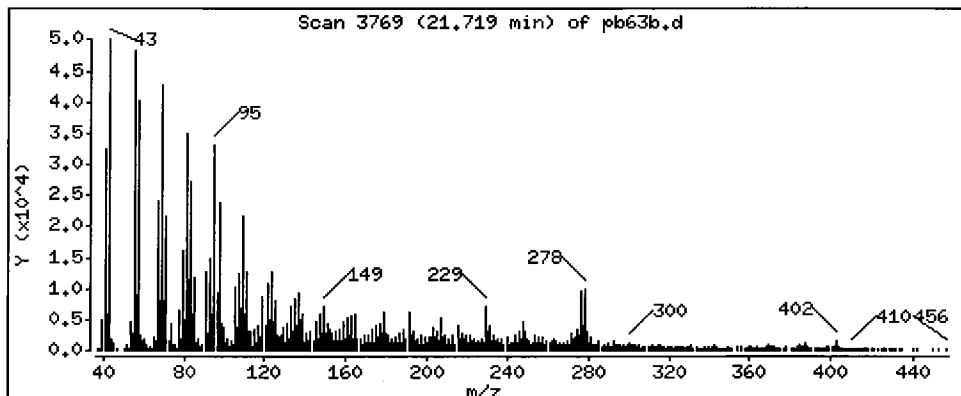
Operator: LJR/VTS

Column phase: ZB-5

Column diameter: 0.32

79 Dibenzo(a,h)anthracene

Concentration: 23.01 ug/kg



Date : 16-JUN-2009 14:05

Client ID: 3SED8-B

Instrument: nt6.i

Sample Info: PB63B

Volume Injected (uL): 1.0

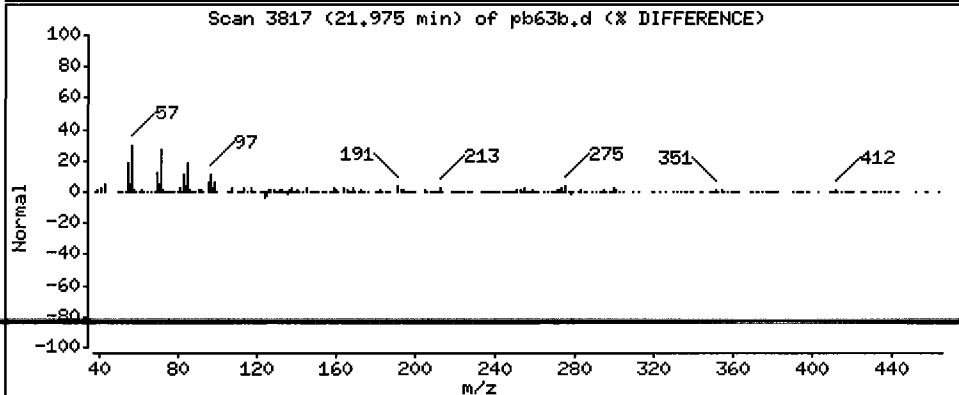
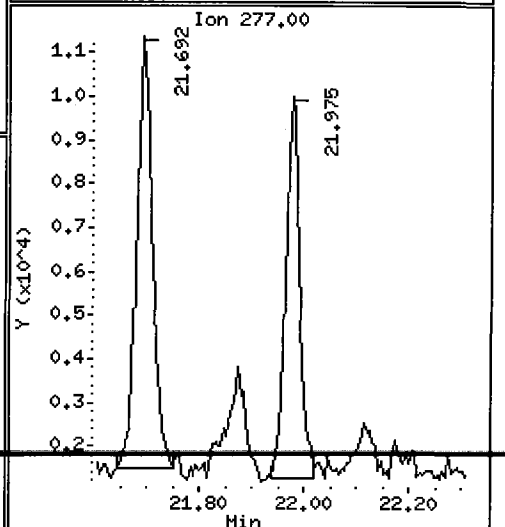
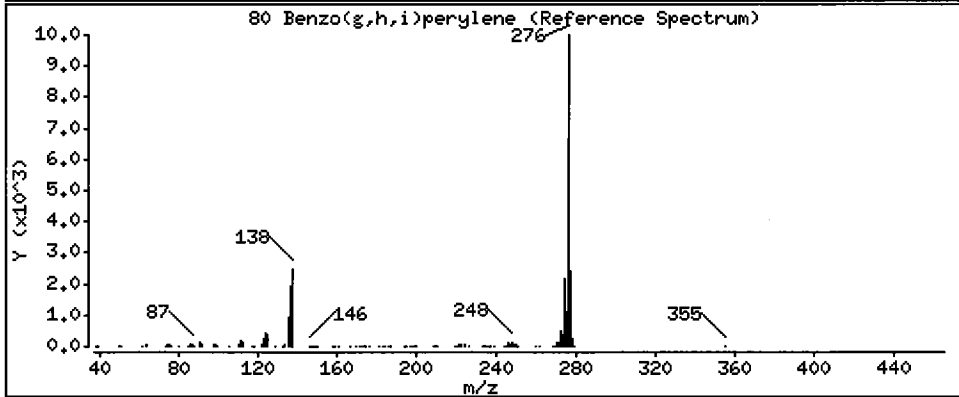
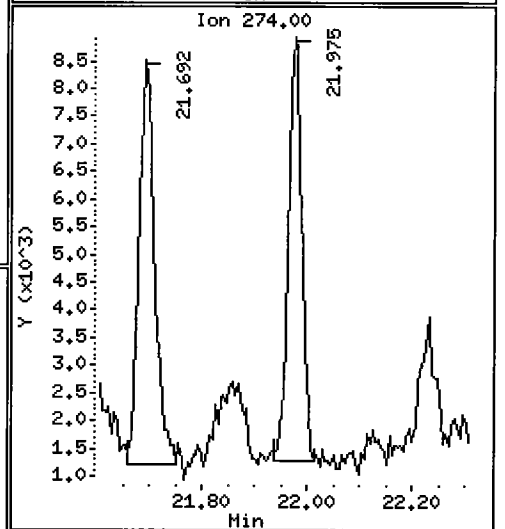
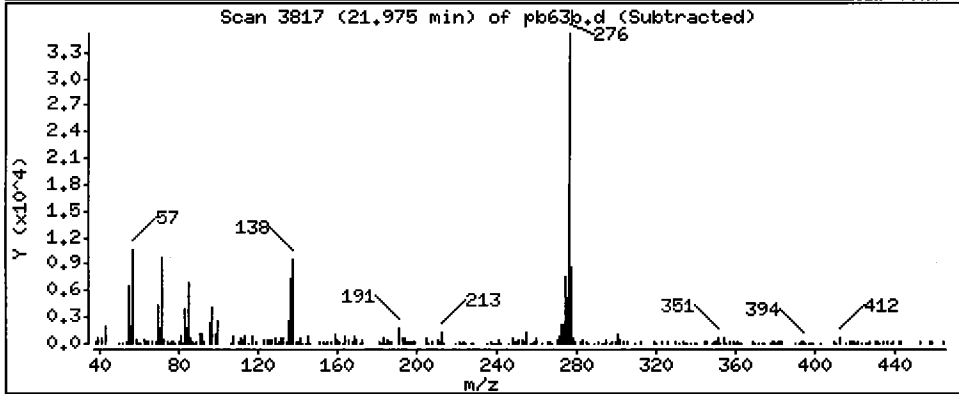
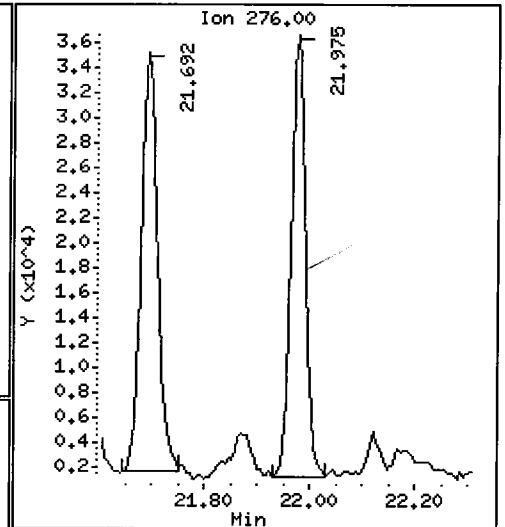
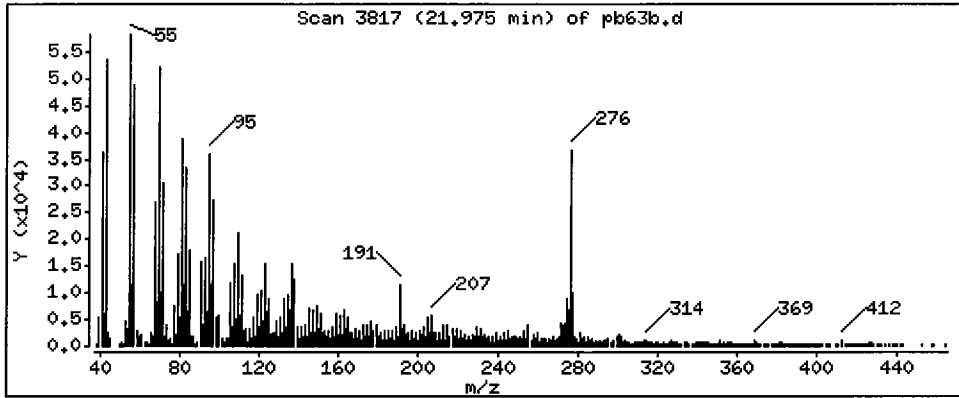
Operator: LJR/VTS

Column phase: ZB-5

Column diameter: 0.32

80 Benzo(g,h,i)perylene

Concentration: 57.33 ug/kg



ORGANICS ANALYSIS DATA SHEET

PSDDA Semivolatiles by SW8270D GC/MS

Page 1 of 2

Sample ID: 3SED8-C

SAMPLE

Lab Sample ID: PB63C

LIMS ID: 09-12944

Matrix: Sediment

Data Release Authorized: *[Signature]*

Reported: 06/18/09

QC Report No: PB63-ENVIRONMENTAL SCIENCE CORP.

Project: JELD-WEN NORD DOOR

008.0228.00017

Date Sampled: 06/05/09

Date Received: 06/05/09

Date Extracted: 06/10/09

Date Analyzed: 06/16/09 14:37

Instrument/Analyst: NT6/LJR

GPC Cleanup: Yes

Sample Amount: 25.7 g-dry-wt

Final Extract Volume: 0.5 mL

Dilution Factor: 1.00

Percent Moisture: 51.1%

CAS Number	Analyte	RL	Result
108-95-2	Phenol	20	< 20 U
541-73-1	1,3-Dichlorobenzene	20	< 20 U
106-46-7	1,4-Dichlorobenzene	20	< 20 U
100-51-6	Benzyl Alcohol	20	< 20 U
95-50-1	1,2-Dichlorobenzene	20	< 20 U
95-48-7	2-Methylphenol	20	< 20 U
106-44-5	4-Methylphenol	20	< 20 U
67-72-1	Hexachloroethane	20	< 20 U
105-67-9	2,4-Dimethylphenol	20	< 20 U
65-85-0	Benzoic Acid	200	< 200 U
120-82-1	1,2,4-Trichlorobenzene	20	< 20 U
91-20-3	Naphthalene	20	12 J
87-68-3	Hexachlorobutadiene	20	< 20 U
91-57-6	2-Methylnaphthalene	20	< 20 U
131-11-3	Dimethylphthalate	20	< 20 U
208-96-8	Acenaphthylene	20	12 J
83-32-9	Acenaphthene	20	12 J
132-64-9	Dibenzofuran	20	12 J
84-66-2	Diethylphthalate	20	< 20 U
86-73-7	Fluorene	20	19 J
86-30-6	N-Nitrosodiphenylamine	20	< 20 U
118-74-1	Hexachlorobenzene	20	< 20 U
87-86-5	Pentachlorophenol	97	< 97 U
85-01-8	Phenanthrene	20	140
120-12-7	Anthracene	20	66
84-74-2	Di-n-Butylphthalate	20	< 20 U
206-44-0	Fluoranthene	20	640
129-00-0	Pyrene	20	440
85-68-7	Butylbenzylphthalate	20	< 20 U
56-55-3	Benzo (a) anthracene	20	250
117-81-7	bis (2-Ethylhexyl) phthalate	20	67
218-01-9	Chrysene	20	460
117-84-0	Di-n-Octyl phthalate	20	< 20 U
205-99-2	Benzo (b) fluoranthene	20	220
207-08-9	Benzo (k) fluoranthene	20	220
50-32-8	Benzo (a) pyrene	20	180
193-39-5	Indeno (1,2,3-cd) pyrene	20	69

ORGANICS ANALYSIS DATA SHEET
PSDDA Semivolatiles by SW8270D GC/MS
 Page 2 of 2

Sample ID: 3SED8-C
SAMPLE

Lab Sample ID: PB63C
 LIMS ID: 09-12944
 Matrix: Sediment
 Date Analyzed: 06/16/09 14:37

QC Report No: PB63-ENVIROMENTAL SCIENCE CORP.
 Project: JELD-WEN NORD DOOR
 008.0228.00017

CAS Number	Analyte	RL	Result
53-70-3	Dibenz (a, h) anthracene	20	35
191-24-2	Benzo (g, h, i) perylene	20	69
90-12-0	1-Methylnaphthalene	20	< 20 U

Reported in µg/kg (ppb)

Semivolatile Surrogate Recovery

d5-Nitrobenzene	54.8%	2-Fluorobiphenyl	66.4%
d14-p-Terphenyl	60.0%	d4-1,2-Dichlorobenzene	48.0%
d5-Phenol	60.0%	2-Fluorophenol	56.3%
2,4,6-Tribromophenol	73.9%	d4-2-Chlorophenol	58.9%

Analytical Resources, Inc.

Semivolatiles Report SW846 Method 8270D

Data file : /chem1/nt6.i/20090616.b/pb63c.d
 Lab Smp Id: PB63C Client Smp ID: 3SED8-C
 Inj Date : 16-JUN-2009 14:37
 Operator : LJR/VTS Inst ID: nt6.i
 Smp Info : PB63C
 Misc Info : 09-12944
 Comment : 1ul Injection LJR
6/17/09
 Method : /chem1/nt6.i/20090616.b/SW846.m
 Meth Date : 17-Jun-2009 11:06 jeff Quant Type: ISTD
 Cal Date : 11-JUN-2009 14:21 Cal File: 0050611a.d
 Als bottle: 6
 Dil Factor: 1.00000
 Integrator: HP RTE Compound Sublist: PSDDA.sub
 Target Version: 3.50

Concentration Formula: Amt * DF * Vt / (Ws * (100 - M) / 100) * CpndVariable

Name	Value	Description
DF	1.00000	Dilution Factor
Vt	500.00000	Volume of final extract (uL)
Ws	52.50000	Weight of sample extracted (g)
M	51.10000	% Moisture

Cpnd Variable

Local Compound Variable

Compounds	QUANT SIG	RT	EXP RT	REL RT	RESPONSE	CONCENTRATIONS	
						ON-COLUMN (ug/mL)	FINAL (ug/kg)
\$ 1 2-Fluorophenol	112	4.685	4.638	(0.695)	180457	21.0896	410.7
\$ 2 Phenol-d5	99	6.501	6.428	(0.964)	258864	22.5285	438.8
3 Phenol	94	Compound Not Detected.					
\$ 5 2-Chlorophenol-d4	132	6.459	6.438	(0.958)	154682	22.0914	430.3
4 Bis(2-Chloroethyl) ether	93	Compound Not Detected.					
6 2-Chlorophenol	128	Compound Not Detected.					
7 1,3-Dichlorobenzene	146	Compound Not Detected.					
* 8 1,4-Dichlorobenzene-d4	152	6.742	6.732	(1.000)	103788	20.0800	
9 1,4-Dichlorobenzene	146	Compound Not Detected.					
\$ 10 1,2-Dichlorobenzene-d4	152	7.041	7.036	(1.044)	62031	12.0026	233.8
12 1,2-Dichlorobenzene	146	Compound Not Detected.					
11 Benzyl alcohol	108	Compound Not Detected.					
14 2,2'-oxybis(1-Chloropropane)	45	Compound Not Detected.					
13 2-Methylphenol	108	Compound Not Detected.					
17 Hexachloroethane	117	Compound Not Detected.					

Compounds	QUANT SIG MASS	RT	EXP RT	REL RT	RESPONSE	CONCENTRATIONS	
						ON-COLUMN (ug/mL)	FINAL (ug/kg)
16 N-Nitroso-di-n-propylamine	70						
15 4-Methylphenol	108						
\$ 18 Nitrobenzene-d5	82	7.703	7.704	(0.875)	155740	13.7460	267.7
19 Nitrobenzene	77						
20 Isophorone	82						
21 2-Nitrophenol	139						
22 2,4-Dimethylphenol	107						
23 Bis(2-Chloroethoxy)methane	93						
24 Benzoic acid	105						
25 2,4-Dichlorophenol	162						
26 1,2,4-Trichlorobenzene	180						
* 27 Naphthalene-d8	136	8.803	8.804	(1.000)	368912	20.0000	
28 Naphthalene	128	8.835	8.836	(1.004)	13318	0.60727LDC	11.83
29 4-Chloroaniline	127						
30 Hexachlorobutadiene	225						
31 4-Chloro-3-methylphenol	107						
32 2-Methylnaphthalene	141						
33 Hexachlorocyclopentadiene	237						
34 2,4,6-Trichlorophenol	196						
35 2,4,5-Trichlorophenol	196						
\$ 36 2-Fluorobiphenyl	172	10.619	10.626	(0.913)	252240	16.6111	323.5
37 2-Chloronaphthalene	162						
38 2-Nitroaniline	65						
39 Dimethylphthalate	163						
40 Acenaphthylene	152	11.383	11.384	(0.978)	12332	0.60693LDC	11.82 <i>LMC</i>
41 2,6-Dinitrotoluene	165						
* 42 Acenaphthene-d10	164	11.634	11.635	(1.000)	204436	20.0000	
43 3-Nitroaniline	138						
44 Acenaphthene	153	11.682	11.683	(1.004)	7887	0.61504LDC	11.98
45 2,4-Dinitrophenol	184						
46 Dibenzofuran	168	11.944	11.950	(1.027)	10979	0.59255	11.54
47 4-Nitrophenol	109						
48 2,4-Dinitrotoluene	165						
50 Diethylphthalate	149	12.531	12.543	(1.077)	9356	0.68919	13.42
49 Fluorene	166	12.489	12.495	(1.073)	14822	0.97799	19.05
51 4-Chlorophenyl-phenylether	204						
52 4-Nitroaniline	138						
53 4,6-Dinitro-2-methylphenol	198						
54 N-Nitrosodiphenylamine	169						
\$ 55 2,4,6-Tribromophenol	330	12.916	12.917	(1.110)	53941	27.6722	538.9
56 4-Bromophenyl-phenylether	248						
57 Hexachlorobenzene	284						
58 Pentachlorophenol	266						
* 59 Phenanthrene-d10	188	13.963	13.964	(1.000)	301339	20.0000	
60 Phenanthrene	178	13.995	14.001	(1.002)	136959	7.16064	139.5
61 Anthracene	178	14.064	14.071	(1.007)	65893	3.39819	66.18
62 Carbazole	167	14.385	14.386	(1.030)	14553	0.91331LDC	17.79 <i>LMC</i>

Compounds	QUANT SIG				RESPONSE	CONCENTRATIONS		
	MASS	RT	EXP RT	REL RT		ON-COLUMN (ug/mL)	FINAL (ug/kg)	
63 Di-n-butylphthalate	149	15.170	15.165	(1.086)	11493	0.60286 1.5	11.74 <i>OML</i>	
64 Fluoranthene	202	15.912	15.903	(1.140)	637472	32.6453	635.8	
65 Pyrene	202	16.249	16.239	(0.892)	584607	22.3302	434.9	
\$ 66 Terphenyl-d14	244	16.617	16.613	(0.912)	253751	15.0337	292.8	
67 Butylbenzylphthalate	149	Compound Not Detected.						
68 Benzo(a)anthracene	228	18.193	18.183	(0.999)	299175	12.8257	249.8	
* 69 Chrysene-d12	240	18.220	18.210	(1.000)	316017	20.0000		
70 3,3'-Dichlorobenzidine	252	Compound Not Detected.						
71 Chrysene	228	18.257	18.247	(1.002)	532189	23.8295	464.1	
72 bis(2-Ethylhexyl)phthalate	149	18.567	18.557	(0.952)	48840	3.44000	67.00	
* 134 Di-n-octylphthalate-d4	153	19.496	19.486	(1.000)	457767	20.0000		
73 Di-n-octylphthalate	149	Compound Not Detected.						
74 Benzo(b)fluoranthene	252	19.833	19.812	(0.975)	525370	22.5833	439.8 <i>11.143</i>	
75 Benzo(k)fluoranthene	252	19.833	19.844	(0.975)	525370	21.9872	420.2 <i>11.143</i>	
76 Benzo(a)pyrene	252	20.260	20.245	(0.996)	200048	9.49942	185.0	
* 77 Perylene-d12	264	20.345	20.325	(1.000)	321029	20.0000		
78 Indeno(1,2,3-cd)pyrene	276	21.691	21.660	(1.066)	98916	3.52351	68.62	
79 Dibenzo(a,h)anthracene	278	21.718	21.698	(1.067)	38140	1.78950	34.85	
80 Benzo(g,h,i)perylene	276	21.974	21.954	(1.080)	86981	3.54524	69.05	
90 N-Nitrosodimethylamine	74	Compound Not Detected.						
91 Aniline	93	Compound Not Detected.						
93 Benzidine	184	Compound Not Detected.						
103 Pyridine	79	Compound Not Detected.						
105 1-methylnaphthalene	141	Compound Not Detected.						
111 Azobenzene (1,2-DP-Hydrazine)	77	Compound Not Detected.						

Analytical Resources, Inc.

INTERNAL STANDARD COMPOUNDS
 AREA AND RT SUMMARY

Instrument ID: nt6.i
 Lab File ID: pb63c.d
 Lab Smp Id: PB63C
 Analysis Type: SV
 Quant Type: ISTD
 Operator: LJR/VTS
 Method File: /chem1/nt6.i/20090616.b/SW846.m
 Misc Info: 09-12944

Calibration Date: 16-JUN-2009
 Calibration Time: 11:54
 Client Smp ID: 3SED8-C
 Level: LOW
 Sample Type: Sediment

Test Mode:
 Use Initial Calibration Level 4.

COMPOUND	STANDARD	AREA LIMIT		SAMPLE	%DIFF
		LOWER	UPPER		
8 1,4-Dichlorobenze	112389	56194	224778	103788	-7.65
27 Naphthalene-d8	384492	192246	768984	368912	-4.05
42 Acenaphthene-d10	217478	108739	434956	204436	-6.00
59 Phenanthrene-d10	336594	168297	673188	301339	-10.47
69 Chrysene-d12	247160	123580	494320	316017	27.86
134 Di-n-octylphthala	347036	173518	694072	457767	31.91
77 Perylene-d12	232938	116469	465876	321029	37.82

COMPOUND	STANDARD	RT LIMIT		SAMPLE	%DIFF
		LOWER	UPPER		
8 1,4-Dichlorobenze	6.73	6.23	7.23	6.74	0.14
27 Naphthalene-d8	8.80	8.30	9.30	8.80	-0.01
42 Acenaphthene-d10	11.64	11.14	12.14	11.63	-0.01
59 Phenanthrene-d10	13.96	13.46	14.46	13.96	-0.01
69 Chrysene-d12	18.21	17.71	18.71	18.22	0.05
134 Di-n-octylphthala	19.49	18.99	19.99	19.50	0.05
77 Perylene-d12	20.32	19.82	20.82	20.35	0.10

AREA UPPER LIMIT = +100% of internal standard area.
 AREA LOWER LIMIT = - 50% of internal standard area.
 RT UPPER LIMIT = + 0.50 minutes of internal standard RT.
 RT LOWER LIMIT = - 0.50 minutes of internal standard RT.

Analytical Resources, Inc.

RECOVERY REPORT

Client Name: ESC
 Sample Matrix: SOLID
 Lab Smp Id: PB63C
 Level: LOW
 Data Type: MS DATA
 SpikeList File: PSDDALCS.spk
 Sublist File: PSDDA.sub
 Method File: /chem1/nt6.i/20090616.b/SW846.m
 Misc Info: 09-12944

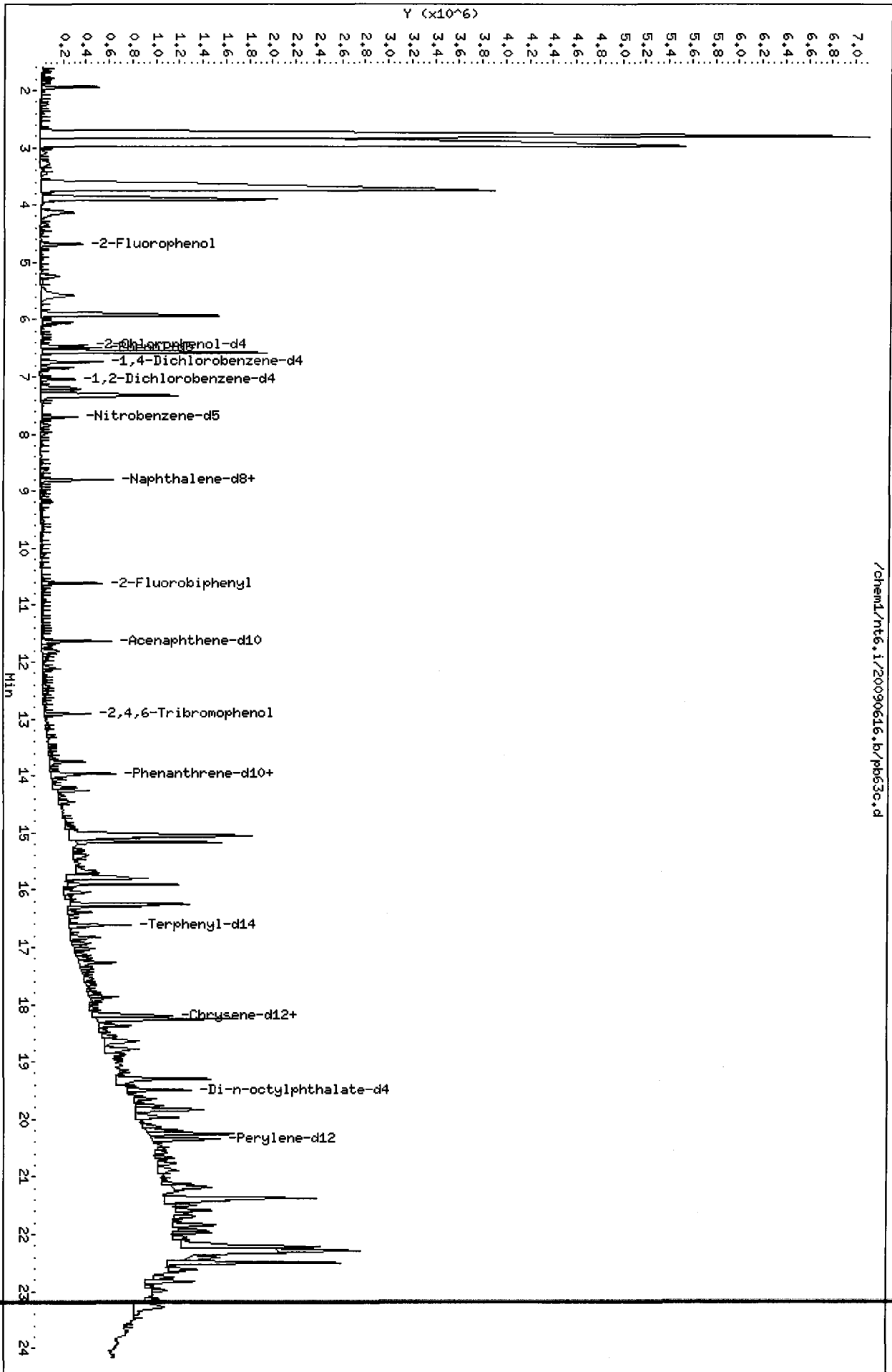
Client SDG: PB63
 Fraction: SV
 Client Smp ID: 3SED8-C
 Operator: LJR/VTS
 SampleType: SAMPLE
 Quant Type: ISTD

SURROGATE COMPOUND	CONC ADDED ug/kg	CONC RECOVERED ug/kg	% RECOVERED	LIMITS
\$ 1 2-Fluorophenol	730.4	410.7	56.24	21-100
\$ 2 Phenol-d5	730.4	438.8	60.08	10-100
\$ 5 2-Chlorophenol-d4	730.4	430.3	58.91	30-100
\$ 10 1,2-Dichlorobenzen	486.9	233.8	48.01	24-100
\$ 18 Nitrobenzene-d5	486.9	267.7	54.98	26-100
\$ 36 2-Fluorobiphenyl	486.9	323.5	66.44	32-100
\$ 55 2,4,6-Tribromophen	730.4	538.9	73.79	33-118
\$ 66 Terphenyl-d14	486.9	292.8	60.13	21-97

Data File: /chem1/nt6.i/20090616.b/pb63c.d
Date: 16-JUN-2009 14:37
Client ID: 35ED8-C
Sample Info: PB63C
Volume Injected (uL): 1.0
Column phase: ZB-5

Instrument: nt6.i
Operator: LJR/VTS
Column diameter: 0.32

/chem1/nt6.i/20090616.b/pb63c.d



Date : 16-JUN-2009 14:37

Client ID: 3SED8-C

Instrument: nt6.i

Sample Info: PB63C

Volume Injected (uL): 1.0

Operator: LJR/VTS

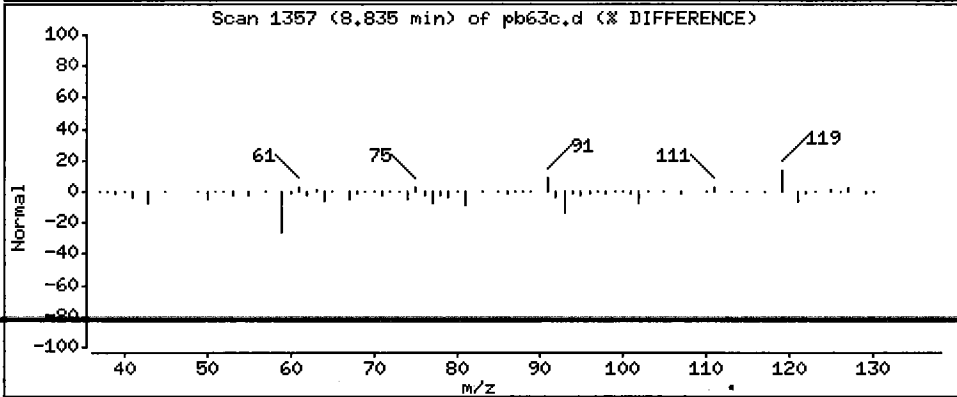
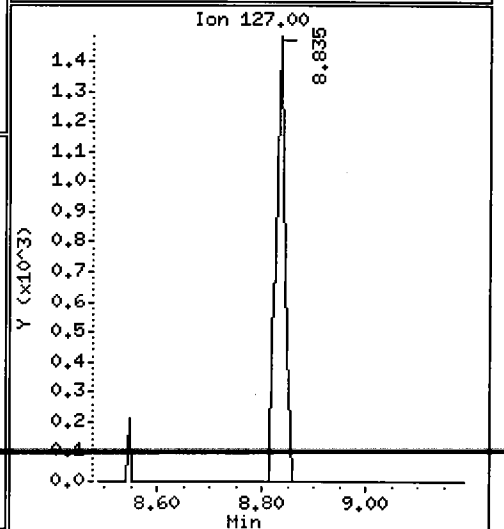
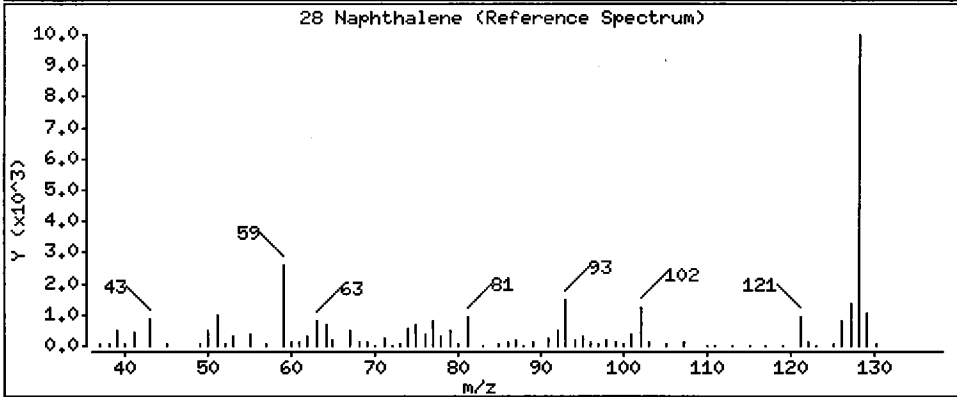
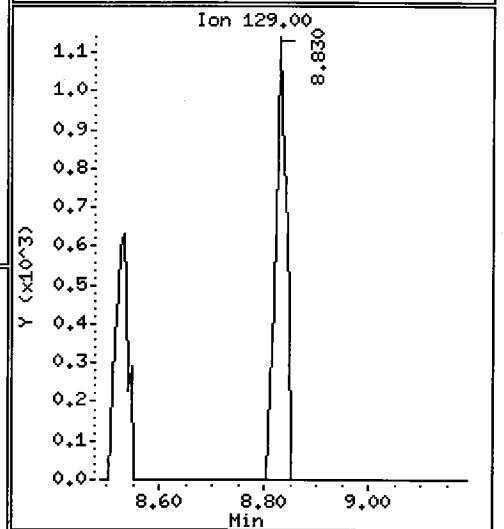
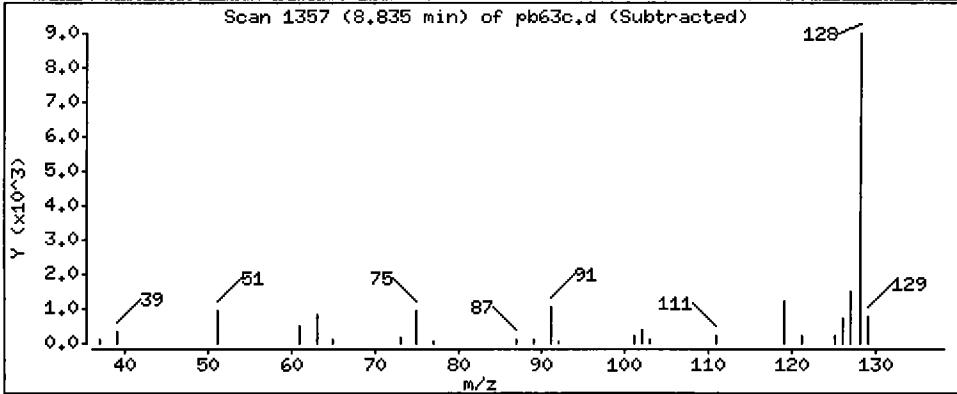
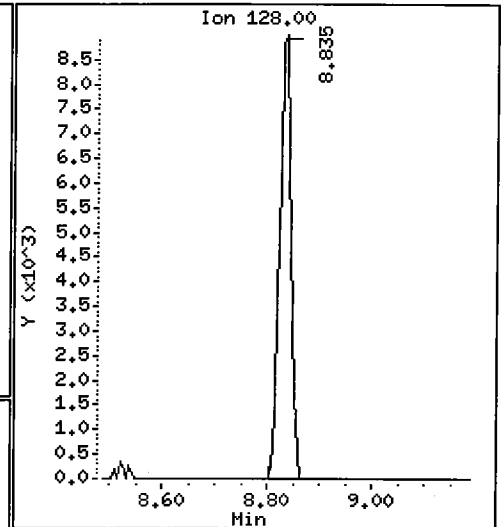
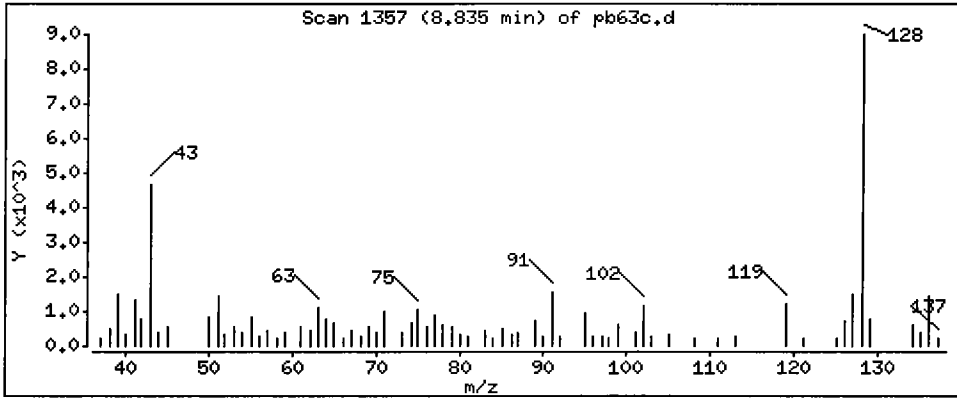
Column phase: ZB-5

Column diameter: 0.32

28 Naphthalene

Concentration: 11.83 ug/kg

JLR



Date : 16-JUN-2009 14:37

Client ID: 3SED8-C

Instrument: nt6.i

Sample Info: PB63C

Volume Injected (uL): 1.0

Operator: LJR/VTS

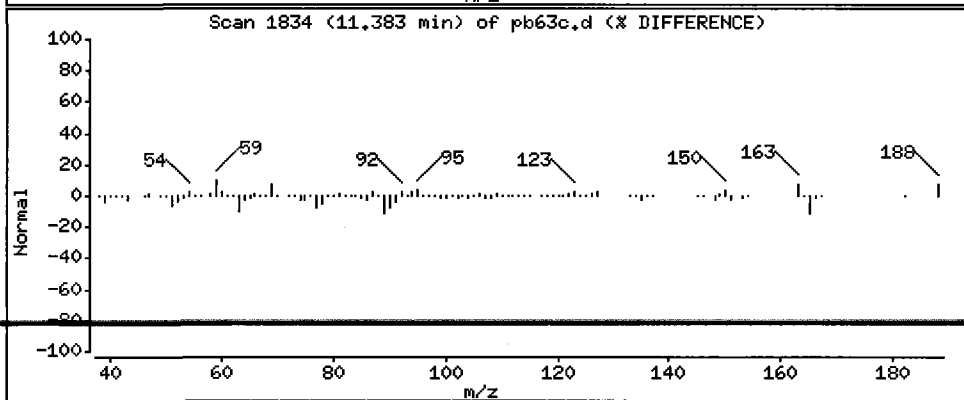
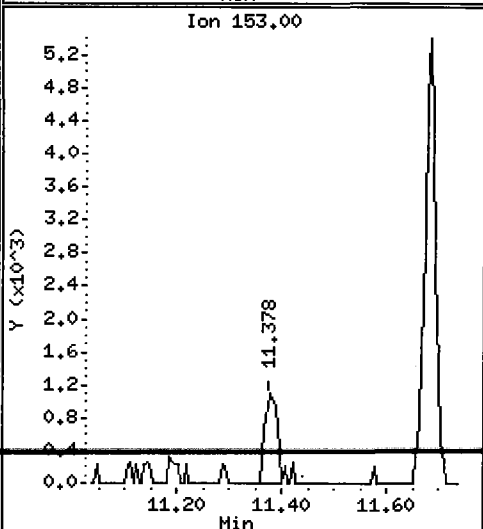
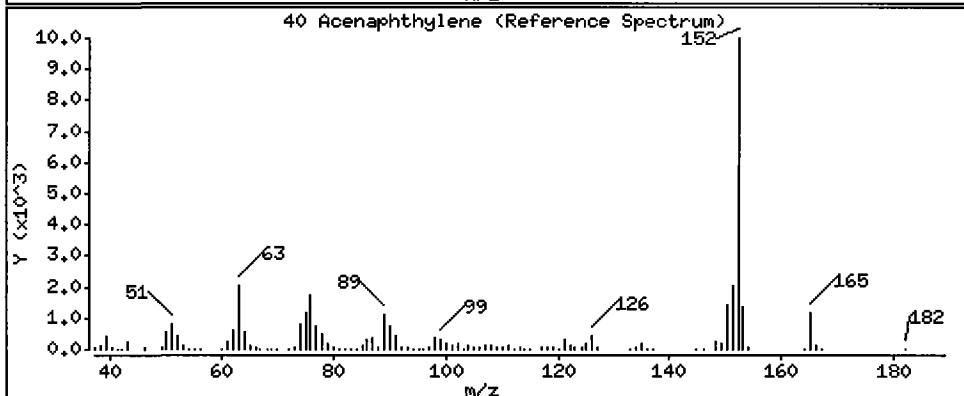
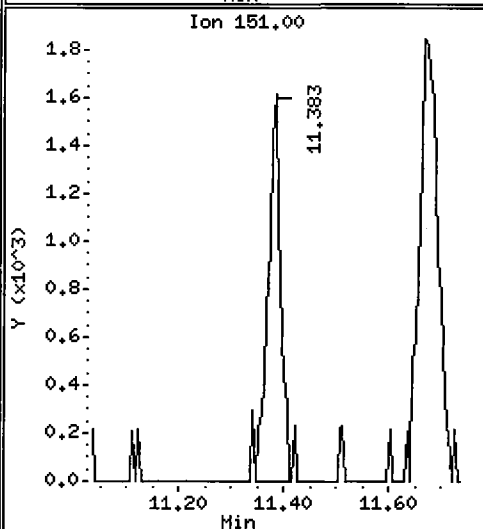
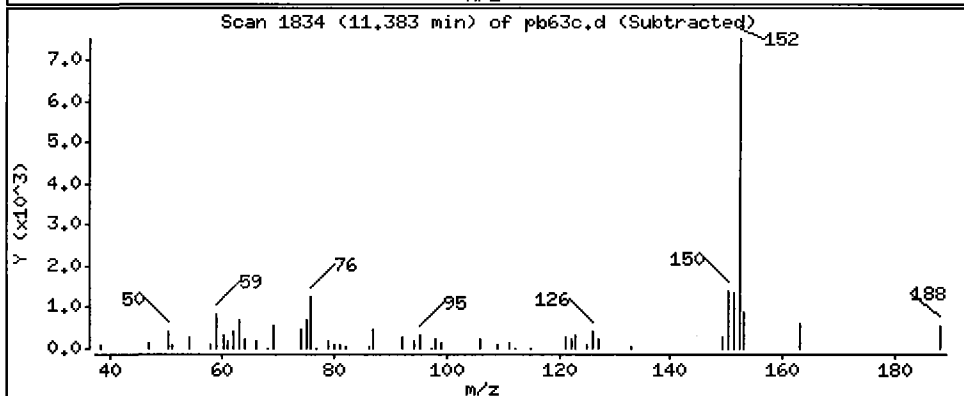
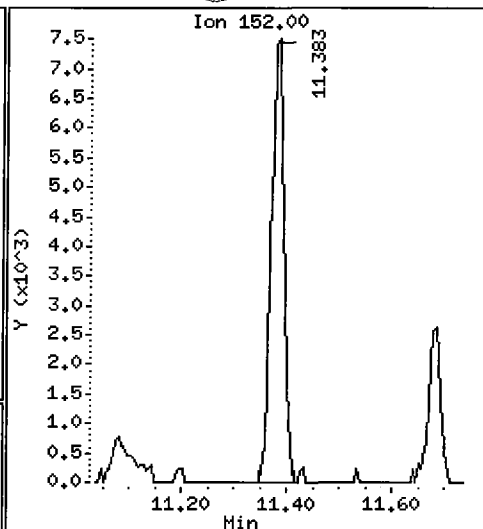
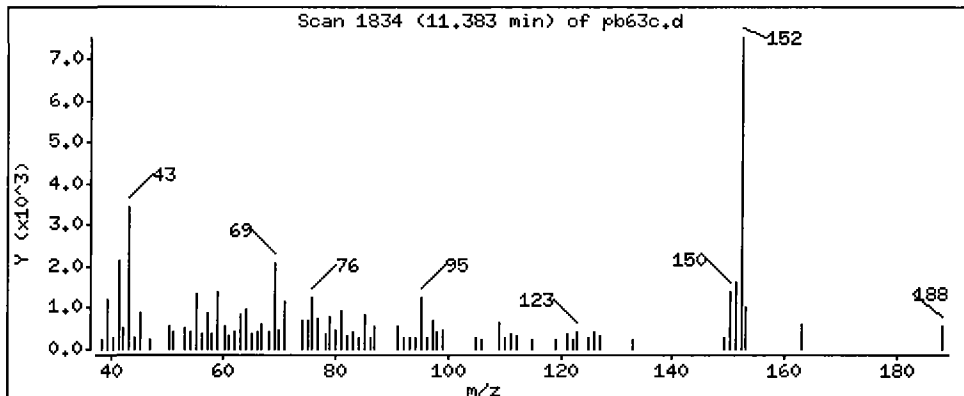
Column phase: ZB-5

Column diameter: 0.32

40 Acenaphthylene

Concentration: 11.82 ug/kg

Full



Date : 16-JUN-2009 14:37

Client ID: 3SED8-C

Instrument: nt6.i

Sample Info: PB63C

Volume Injected (uL): 1.0

Operator: LJR/VTS

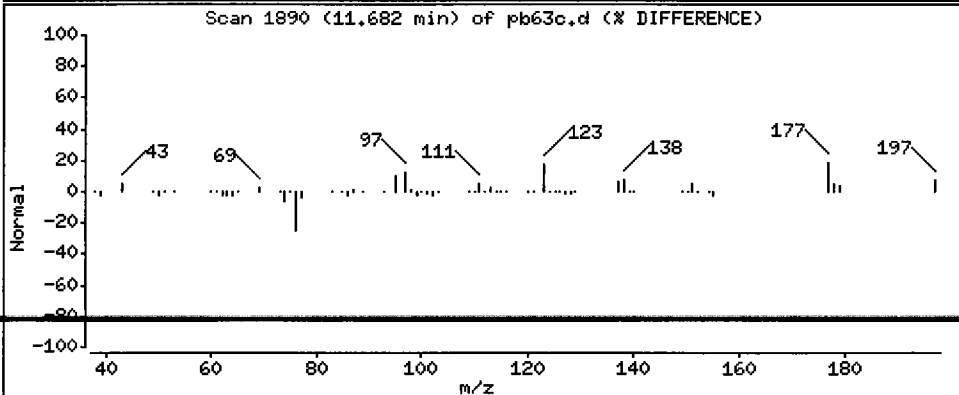
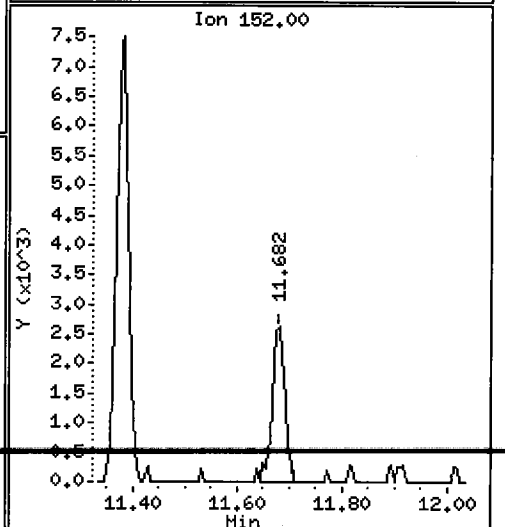
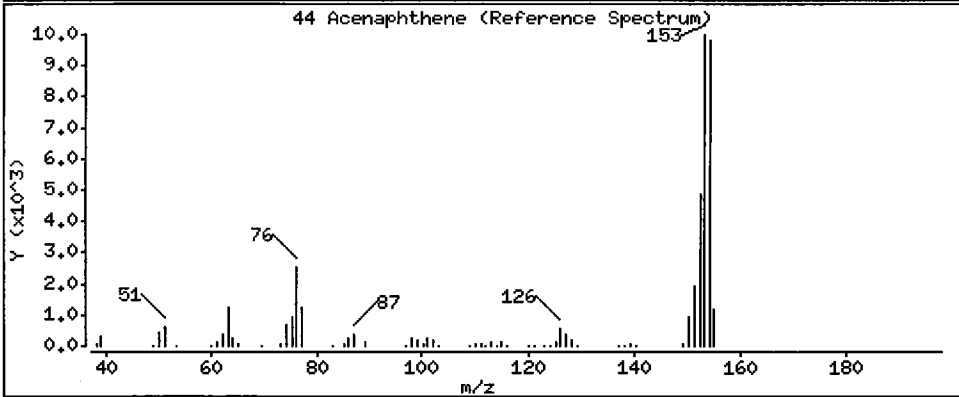
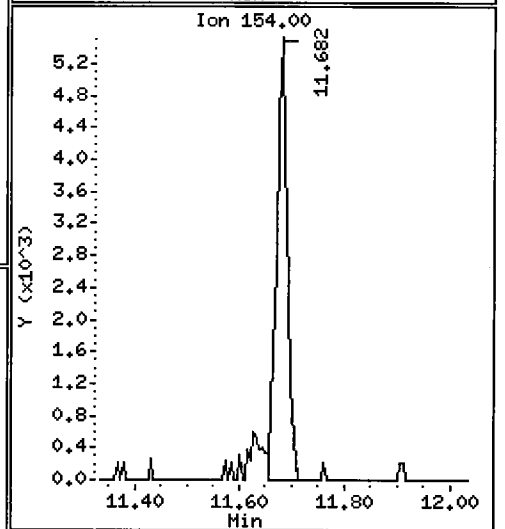
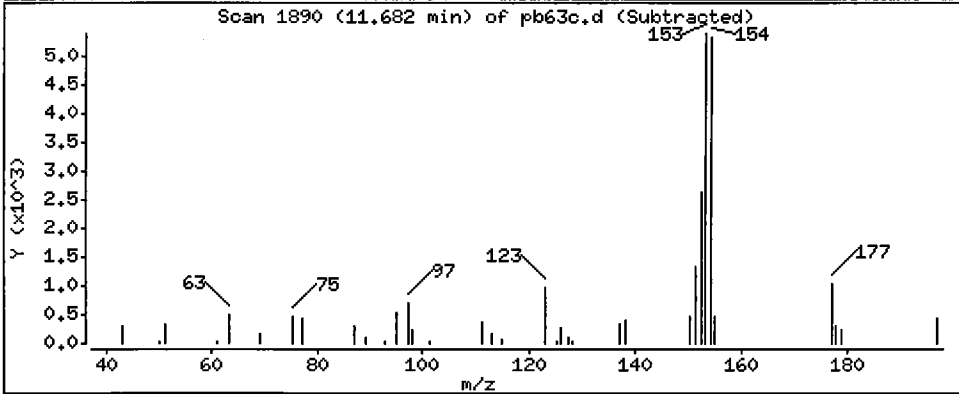
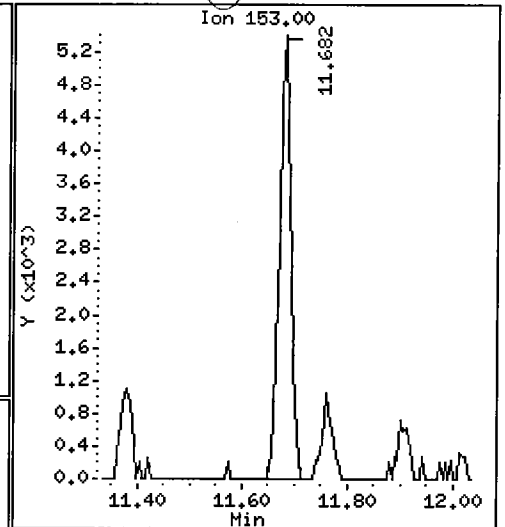
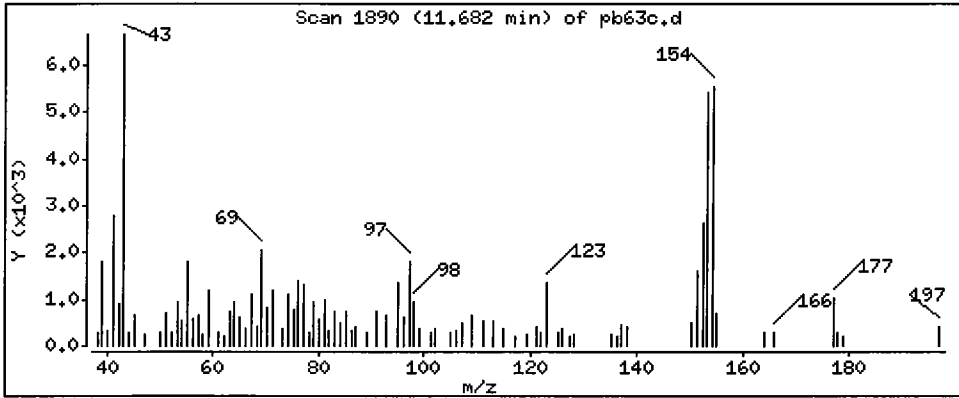
Column phase: ZB-5

Column diameter: 0.32

44 Acenaphthene

Concentration: 11.98 ug/kg

FLA



Date: 16-JUN-2009 14:37

Client ID: 3SED8-C

Instrument: nt6.i

Sample Info: PB63C

Volume Injected (uL): 1.0

Operator: LJR/VTS

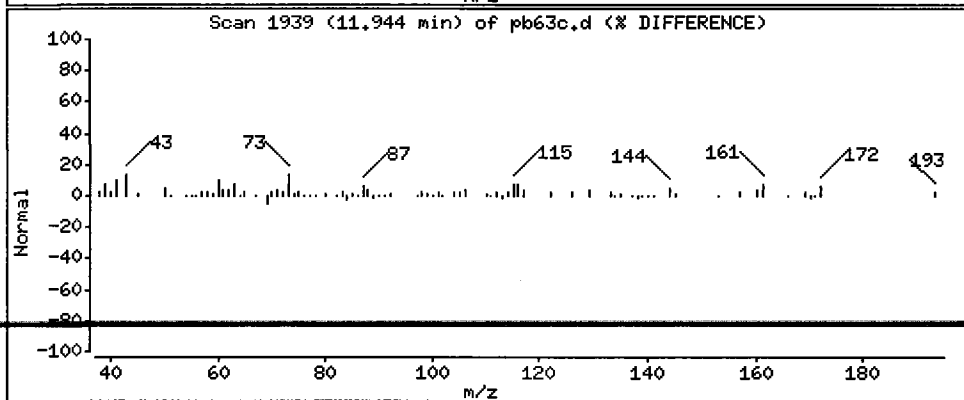
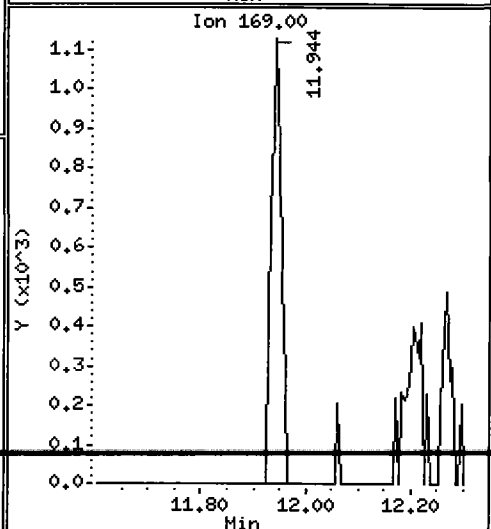
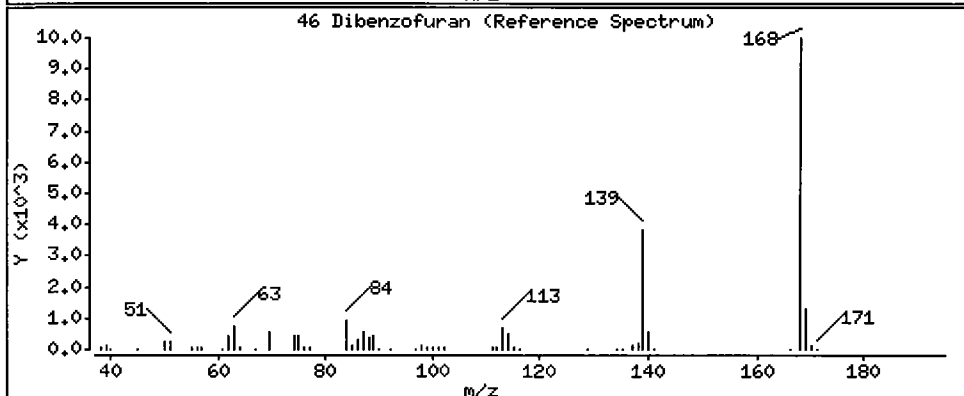
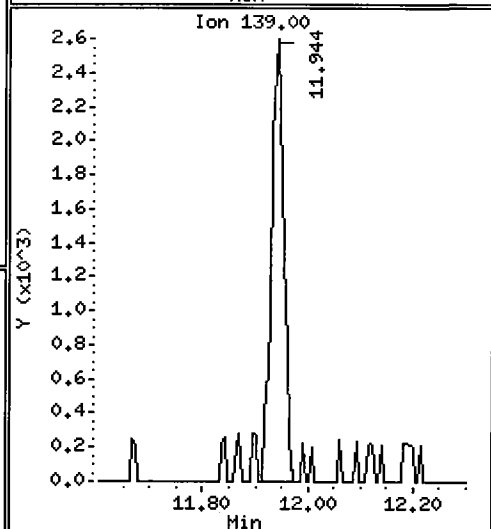
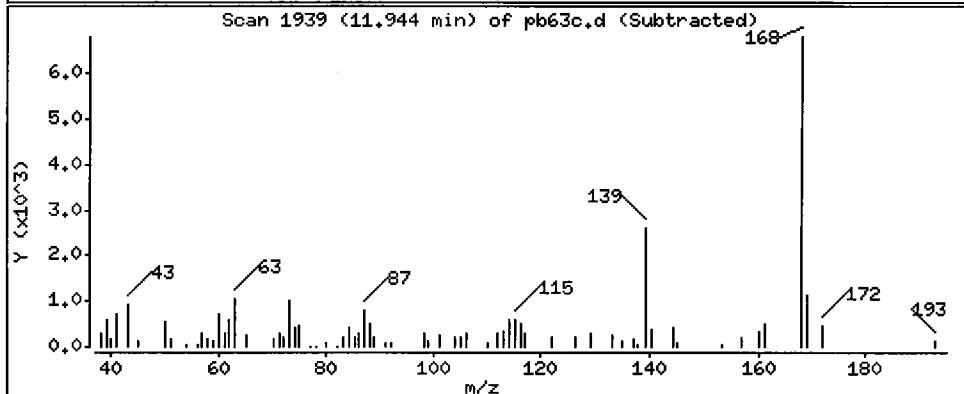
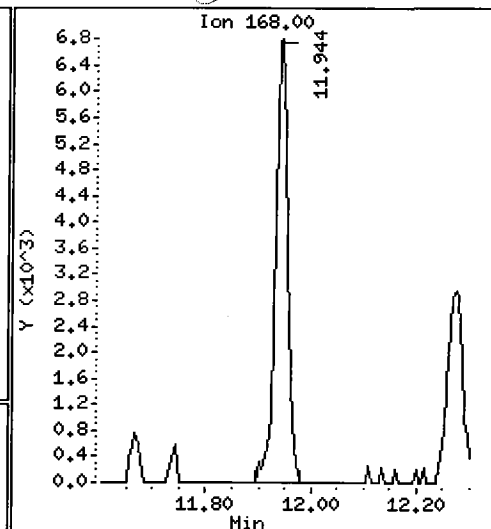
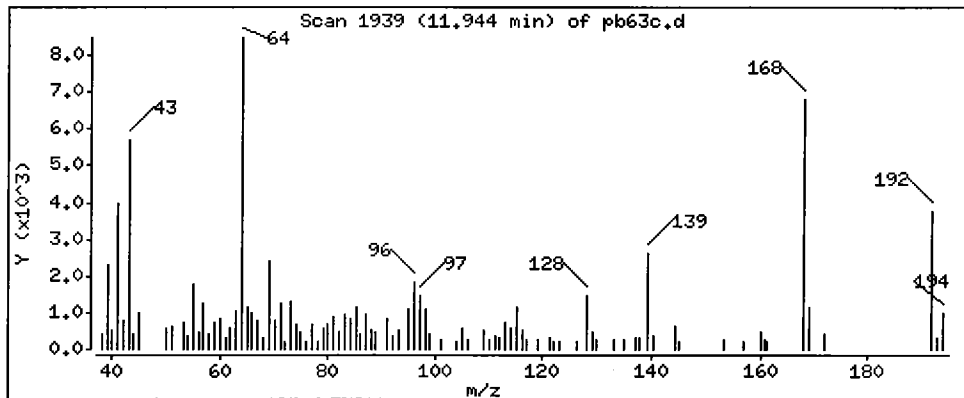
Column phase: ZB-5

Column diameter: 0.32

46 Dibenzofuran

Concentration: 11.54 ug/kg

JLR



Date: 16-JUN-2009 14:37

Client ID: 3SED8-C

Instrument: nt6.i

Sample Info: PB63C

Volume Injected (uL): 1.0

Operator: LJR/VTS

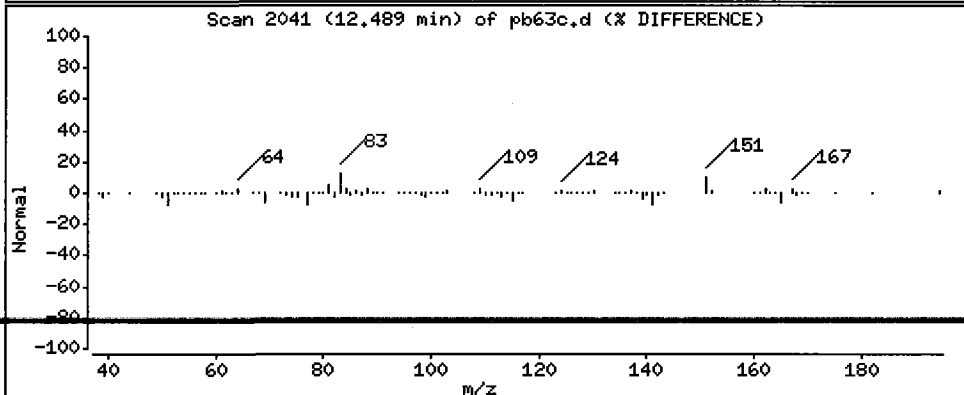
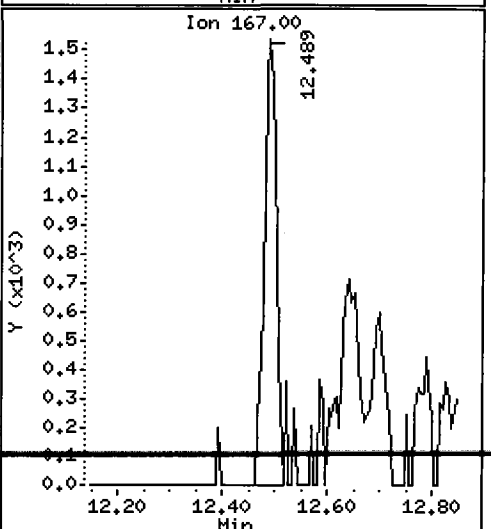
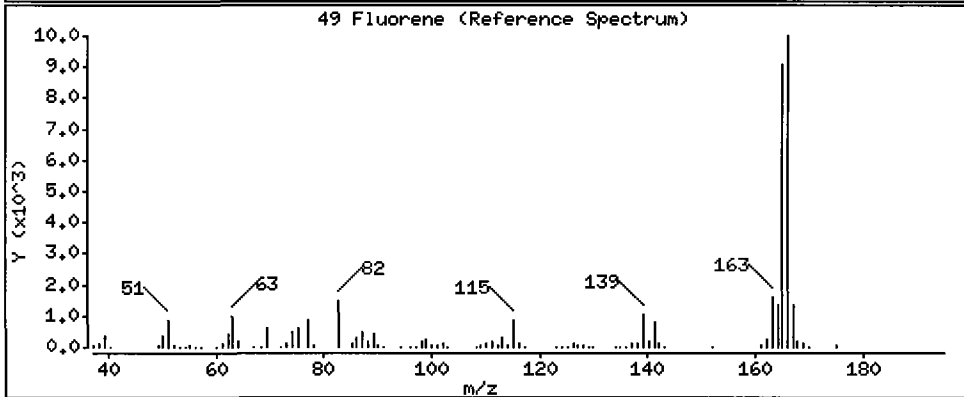
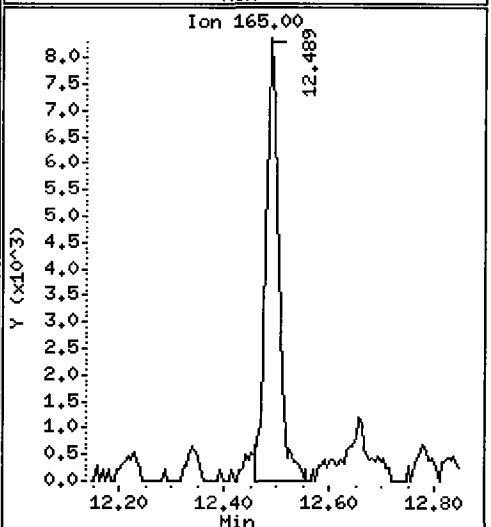
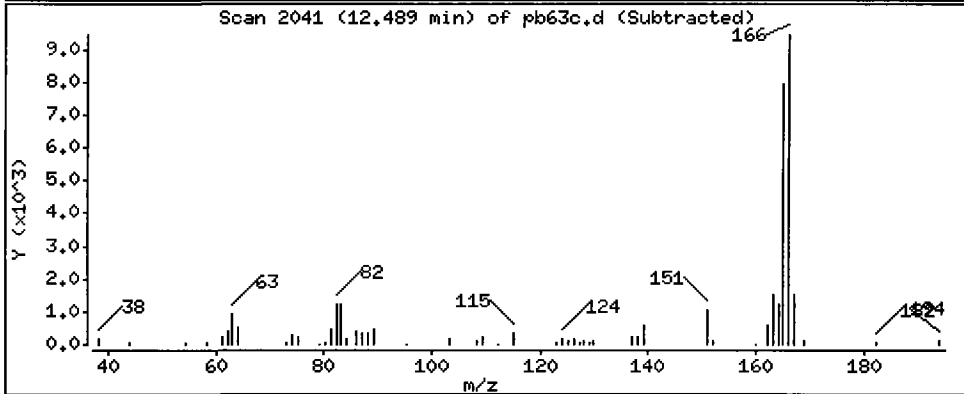
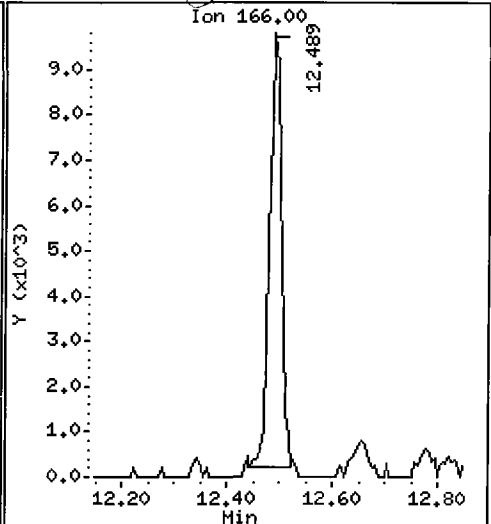
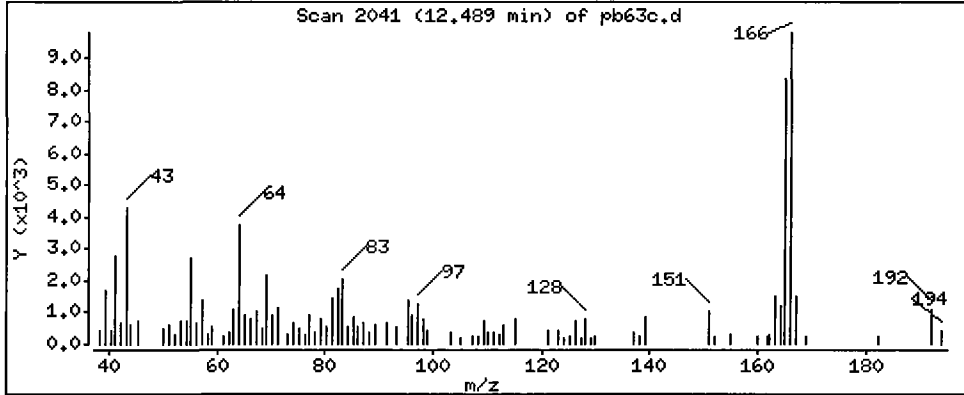
Column phase: ZB-5

Column diameter: 0.32

49 Fluorene

Concentration: 19.05 ug/kg

JLR



Date : 16-JUN-2009 14:37

Client ID: 3SED8-C

Instrument: nt6.i

Sample Info: PB63C

Volume Injected (uL): 1.0

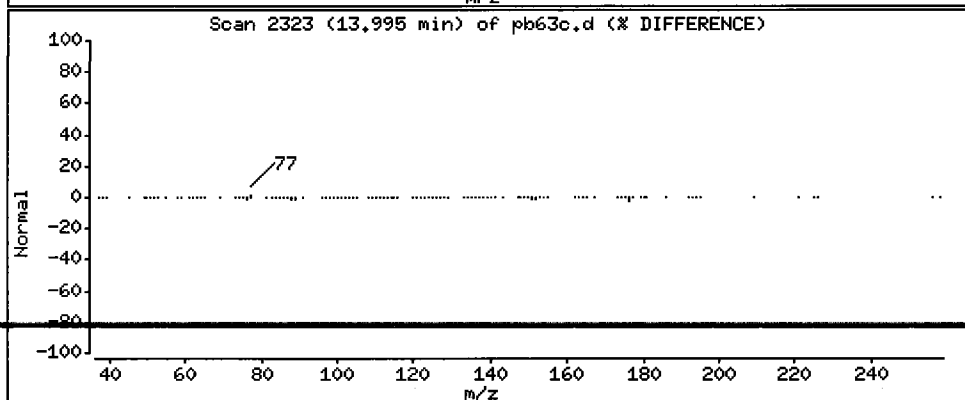
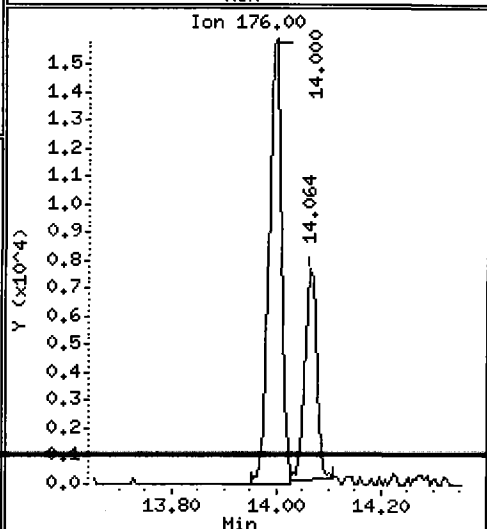
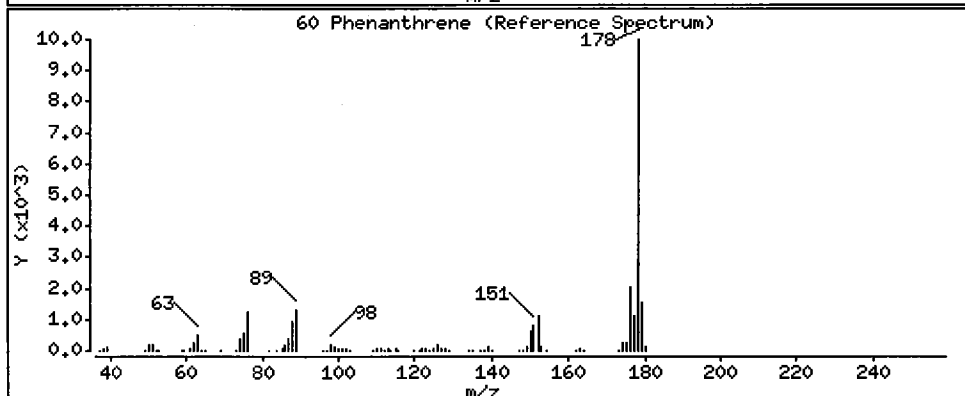
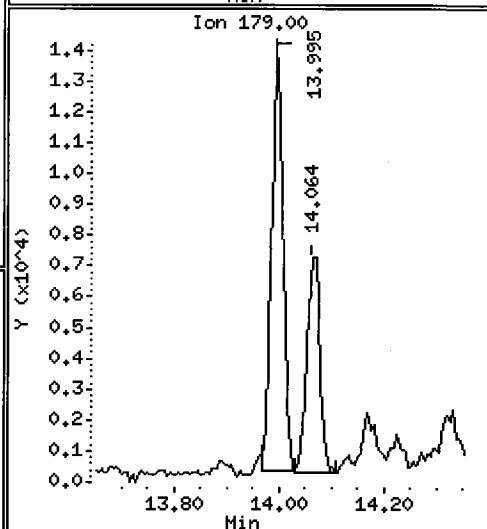
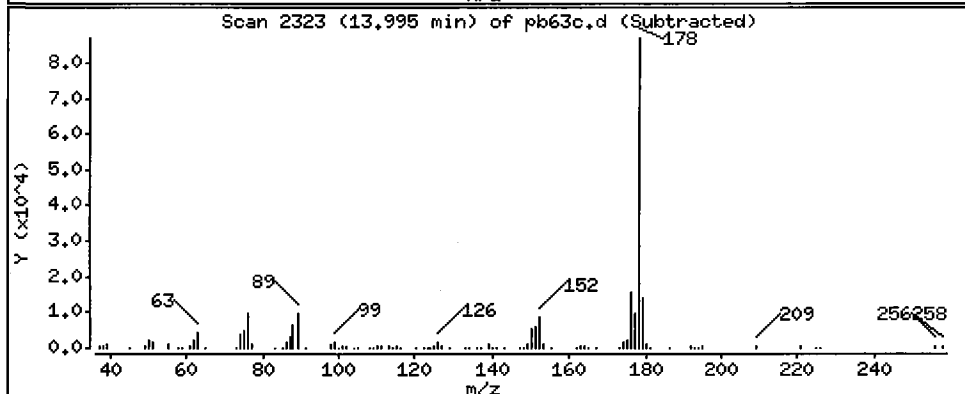
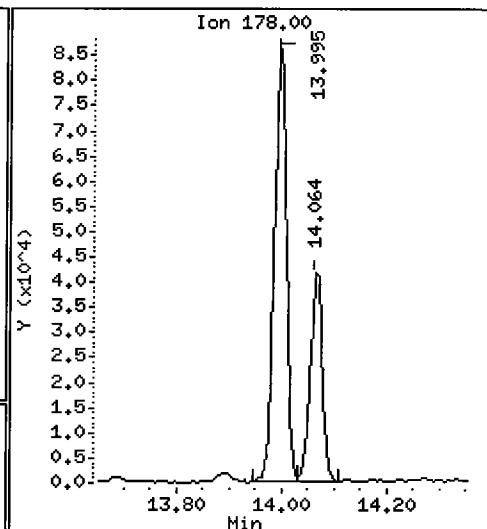
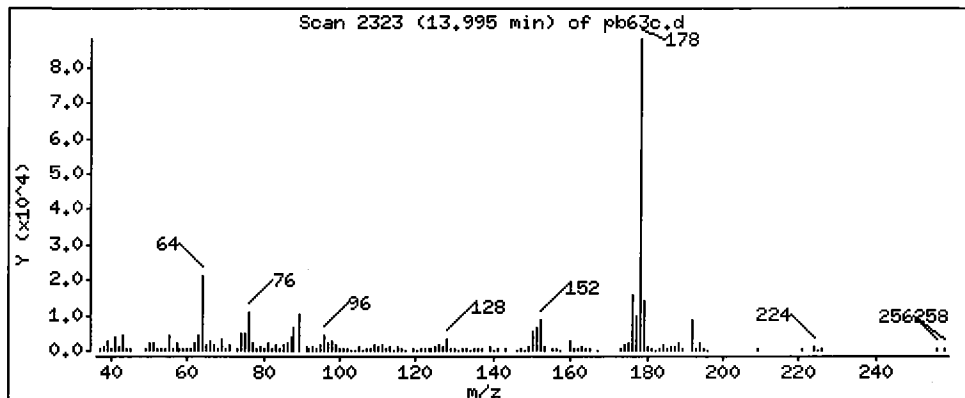
Operator: LJR/VTS

Column phase: ZB-5

Column diameter: 0.32

60 Phenanthrene

Concentration: 139,5 ug/kg



Date: 16-JUN-2009 14:37

Client ID: 3SED8-C

Instrument: nt6.i

Sample Info: PB63C

Volume Injected (uL): 1.0

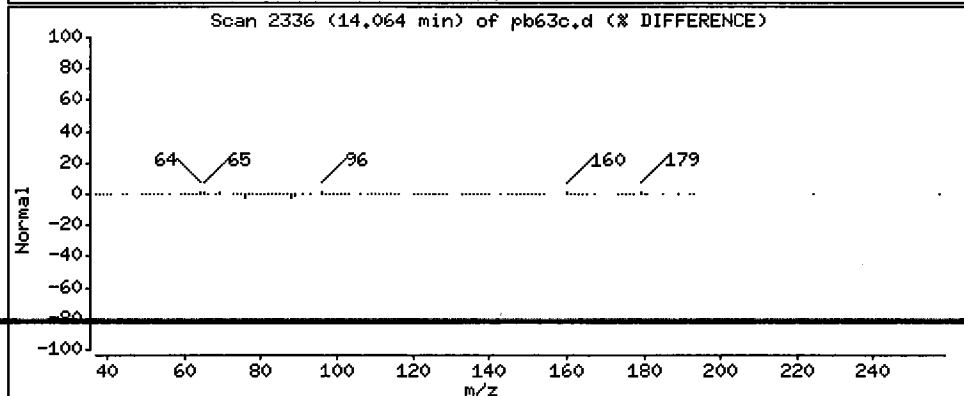
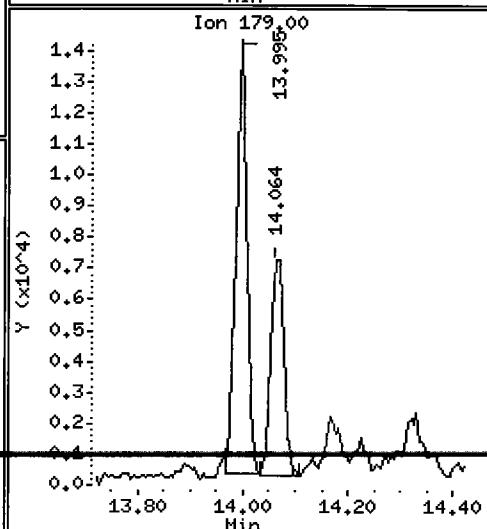
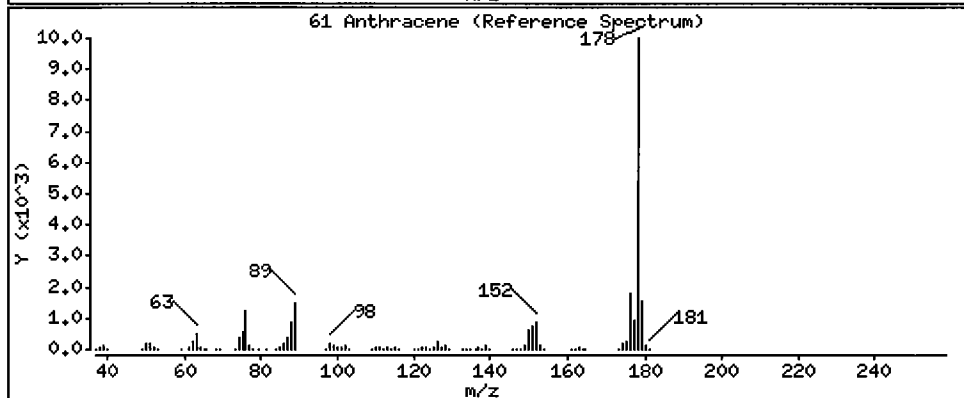
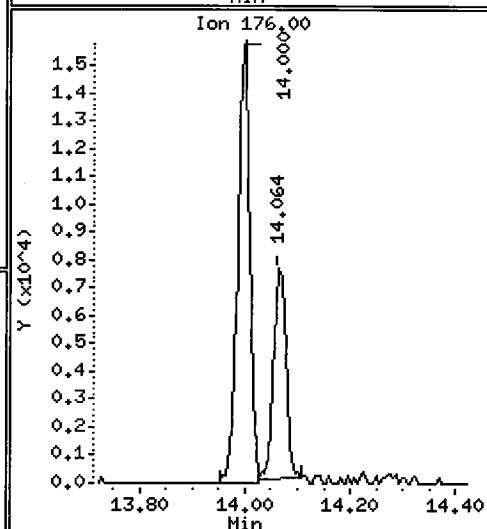
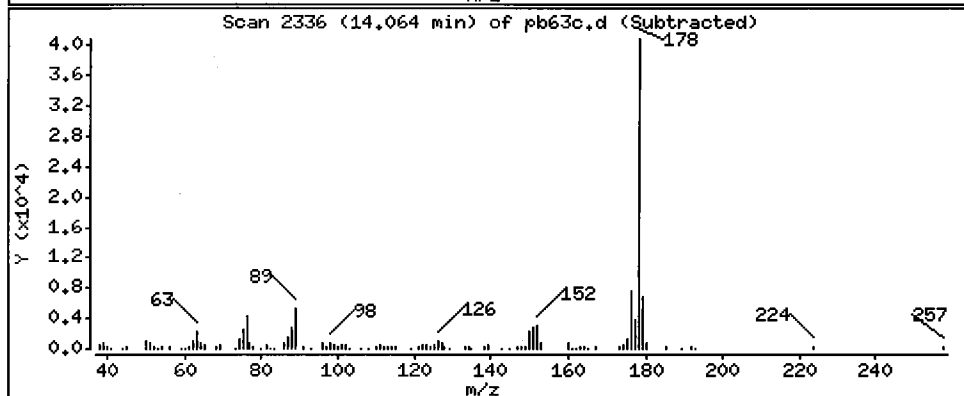
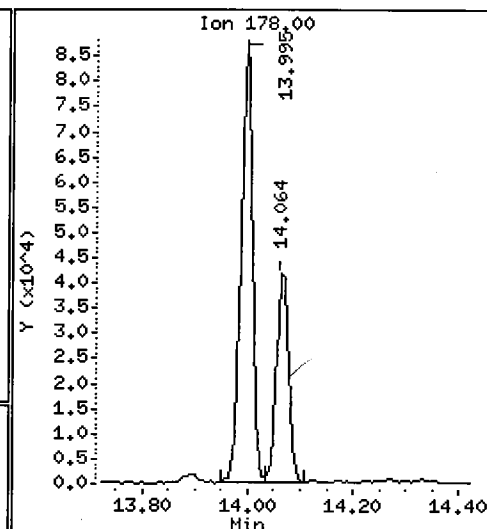
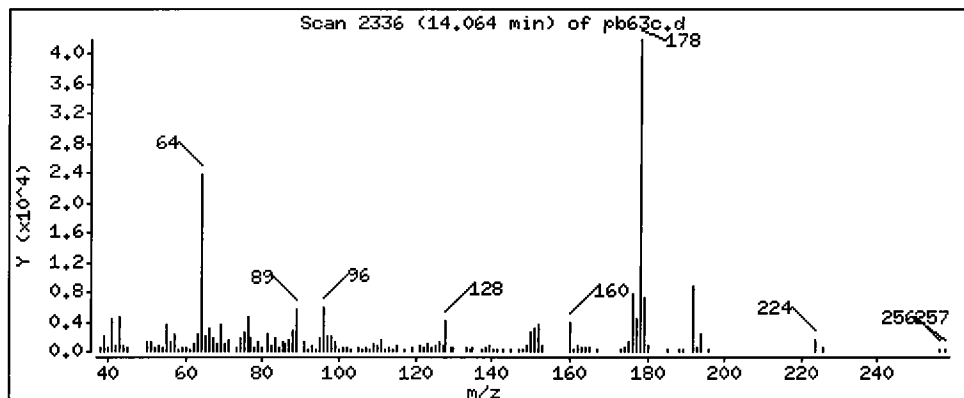
Operator: LJR/VTS

Column phase: ZB-5

Column diameter: 0.32

61 Anthracene

Concentration: 66.18 ug/kg



Date : 16-JUN-2009 14:37

Client ID: 3SED8-C

Instrument: nt6.i

Sample Info: PB63C

Volume Injected (uL): 1.0

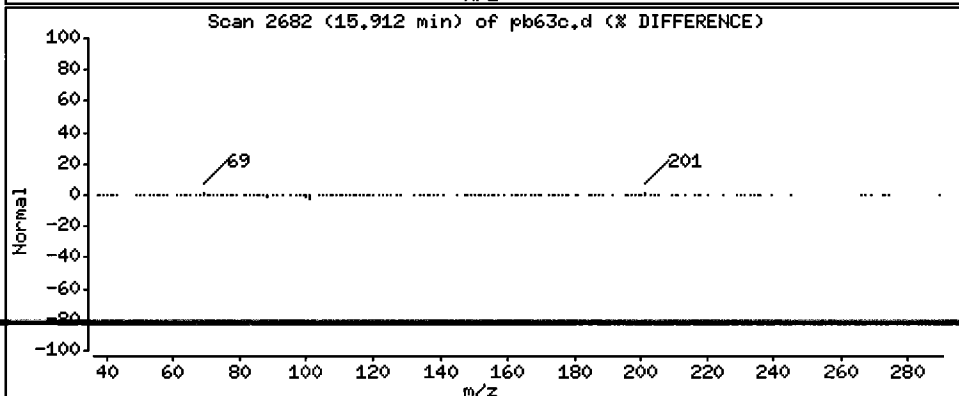
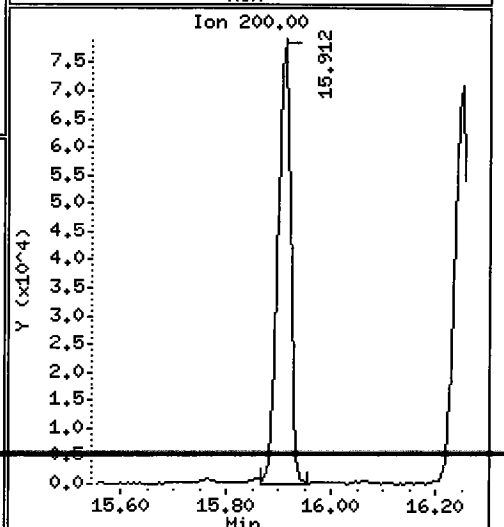
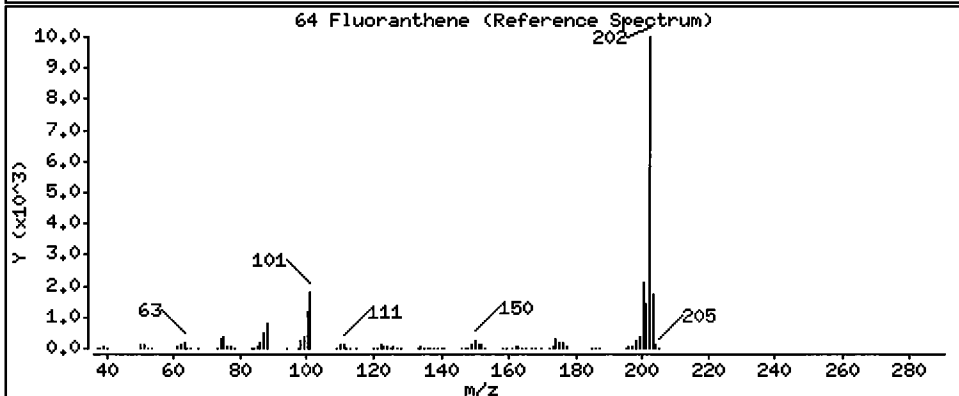
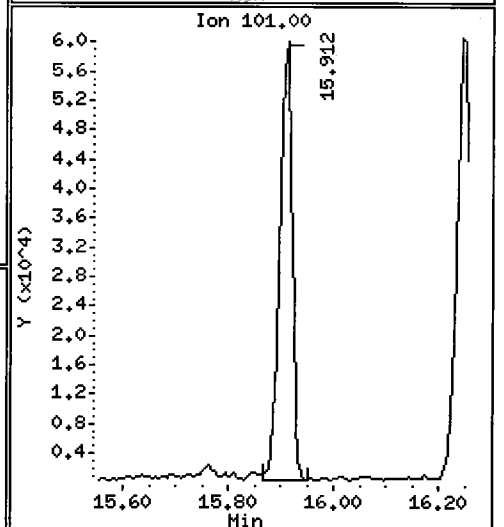
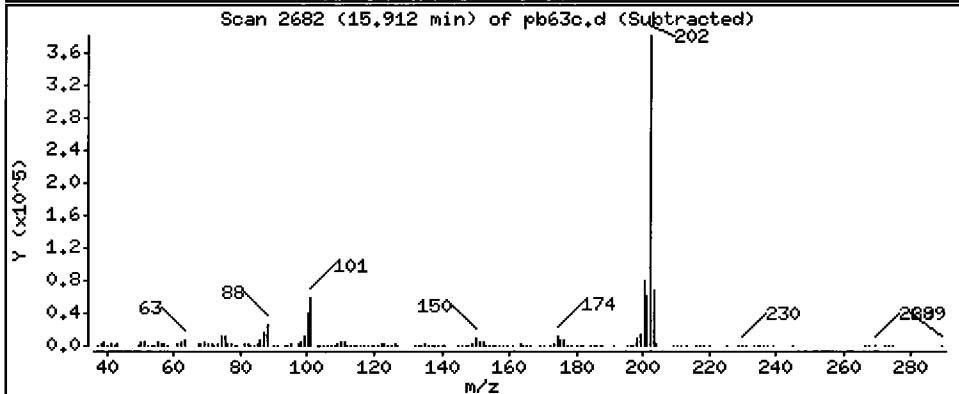
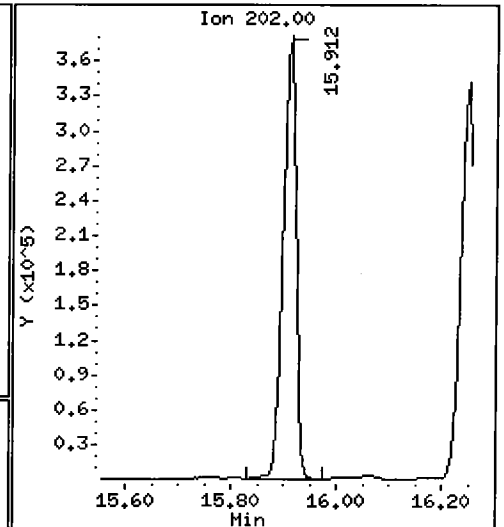
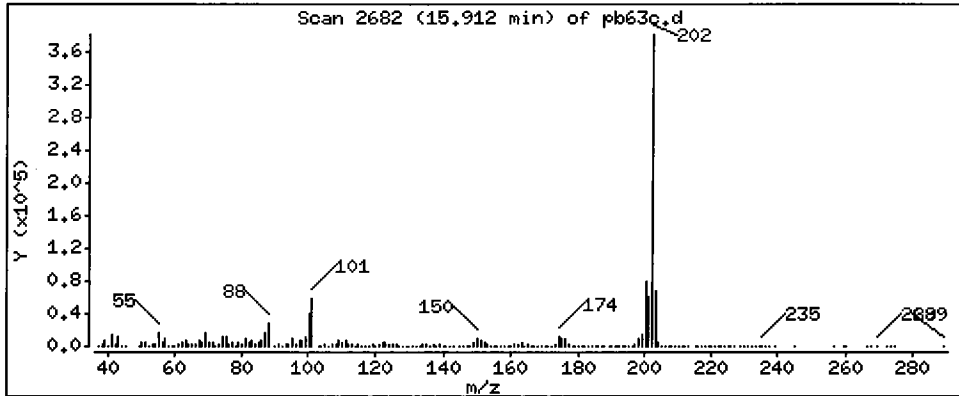
Operator: LJR/VTS

Column phase: ZB-5

Column diameter: 0,32

64 Fluoranthene

Concentration: 635,8 ug/kg



Date : 16-JUN-2009 14:37

Client ID: 3SED8-C

Instrument: nt6.i

Sample Info: PB63C

Volume Injected (uL): 1.0

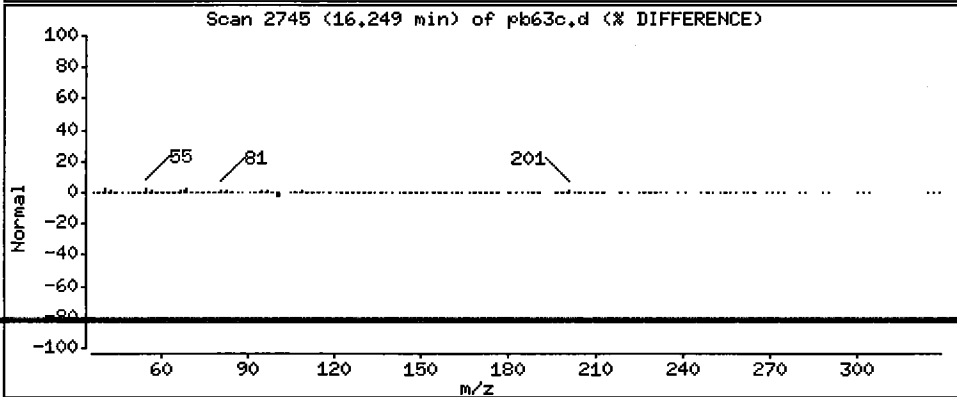
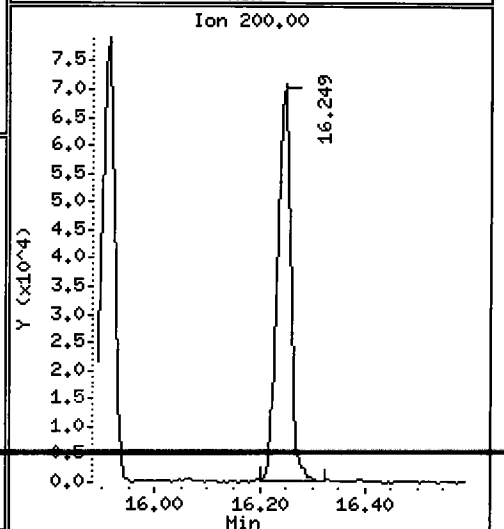
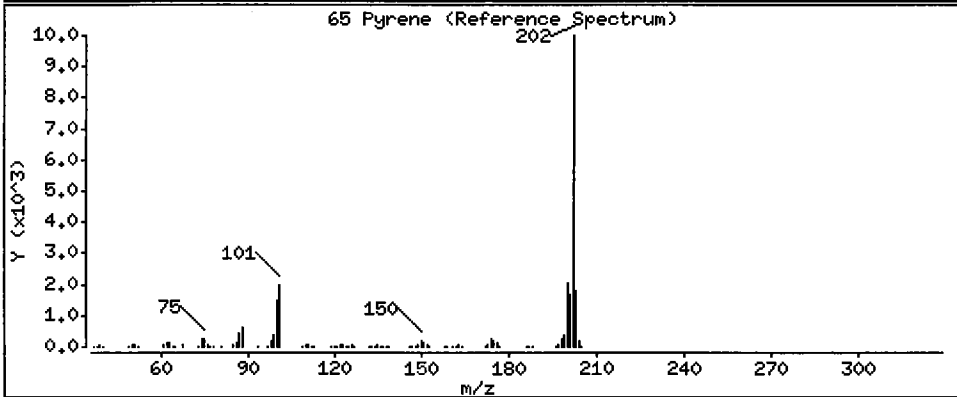
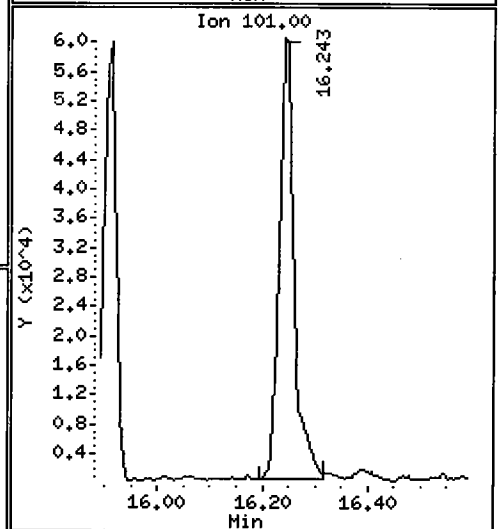
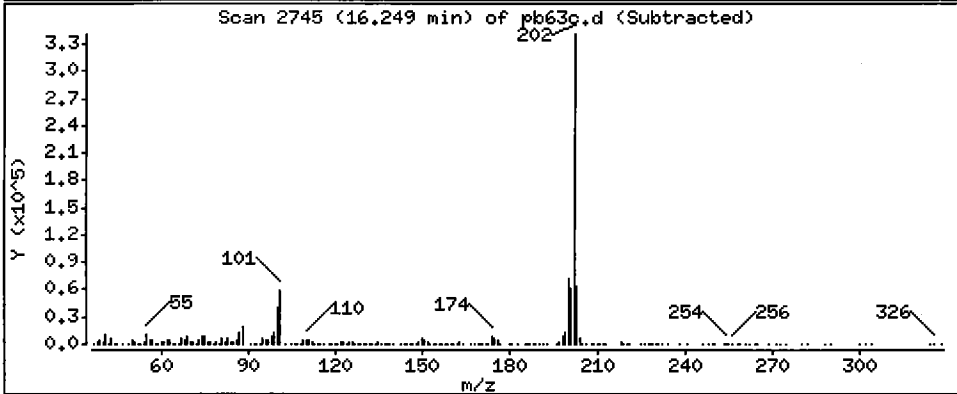
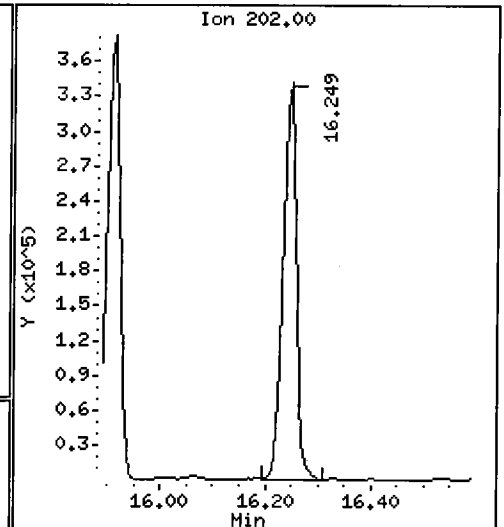
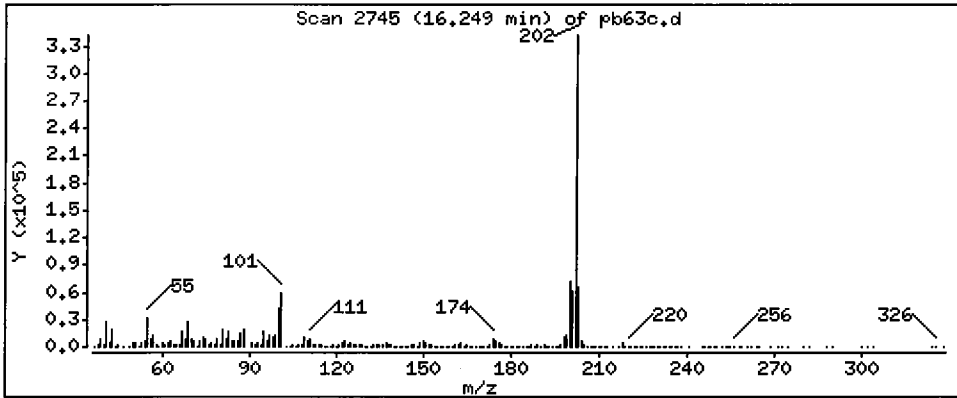
Operator: LJR/VTS

Column phase: ZB-5

Column diameter: 0.32

65 Pyrene

Concentration: 434.9 ug/kg



Date: 16-JUN-2009 14:37

Client ID: 3SED8-C

Instrument: nt6.i

Sample Info: PB63C

Volume Injected (uL): 1.0

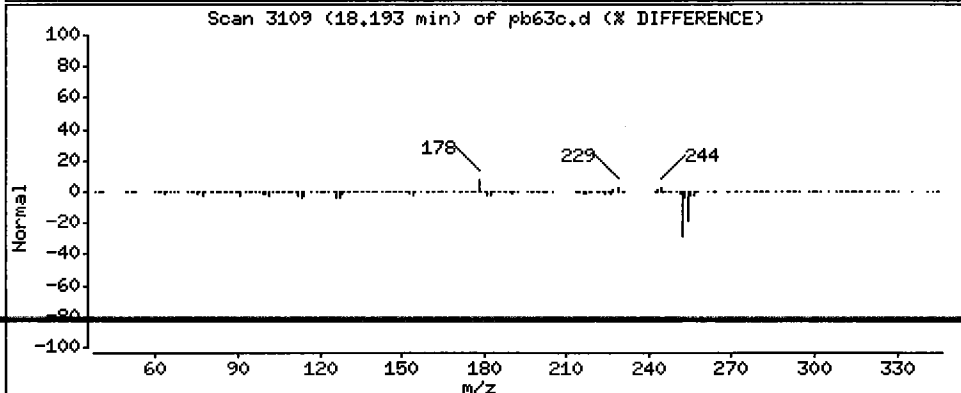
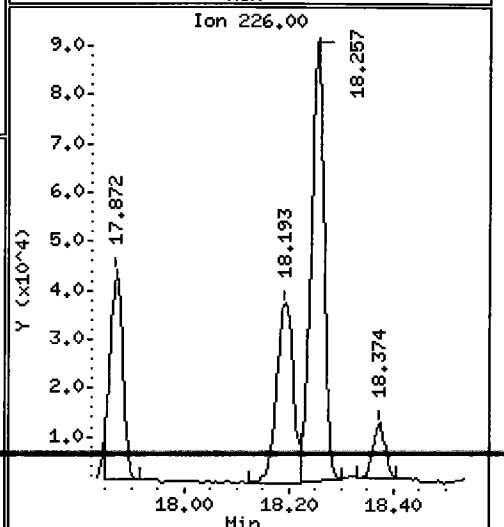
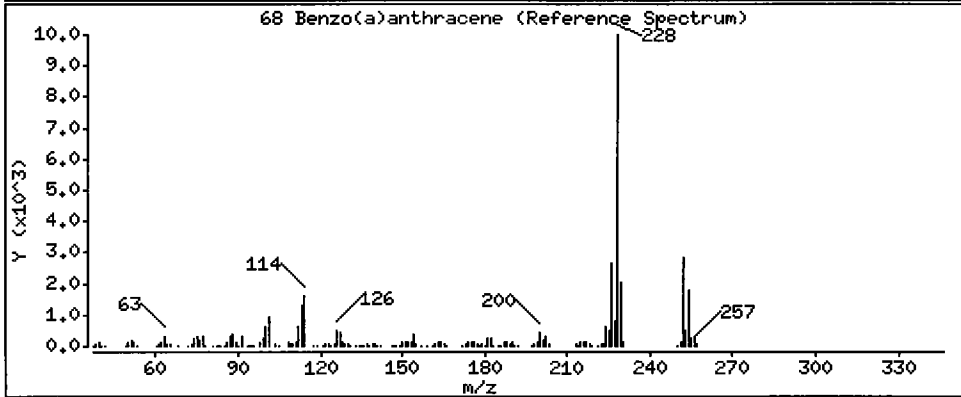
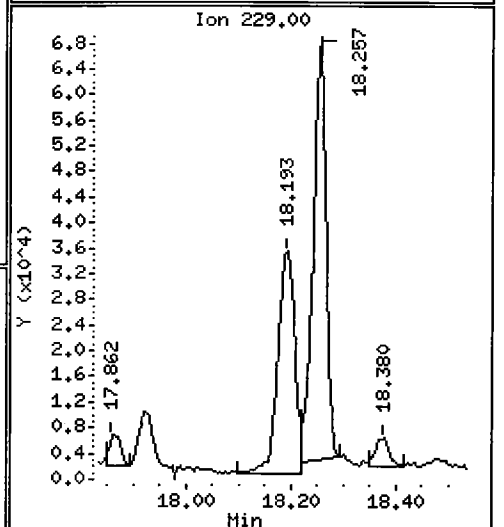
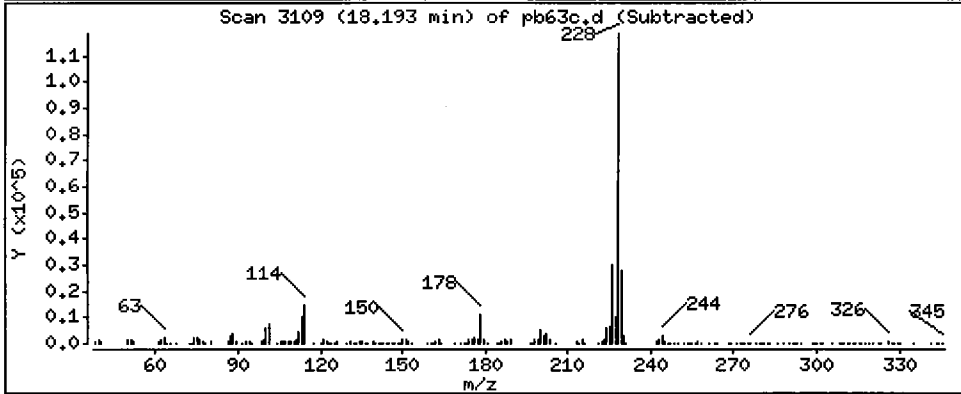
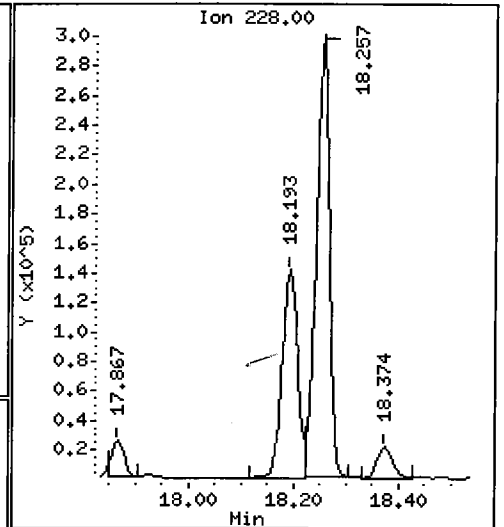
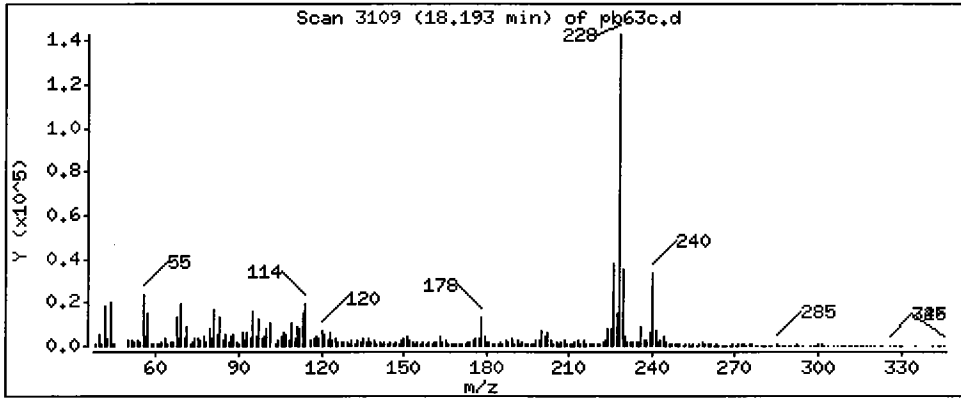
Operator: LJR/VTS

Column phase: ZB-5

Column diameter: 0.32

68 Benzo(a)anthracene

Concentration: 249.8 ug/kg



Date : 16-JUN-2009 14:37

Client ID: 3SED8-C

Instrument: nt6.i

Sample Info: PB63C

Volume Injected (uL): 1.0

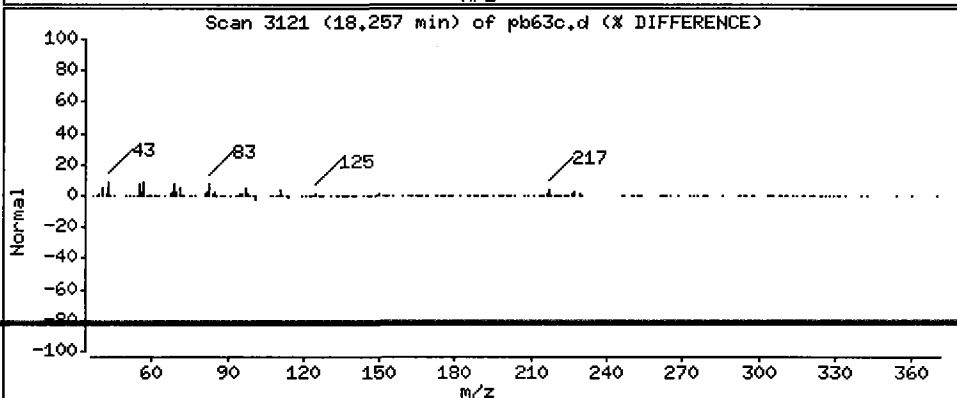
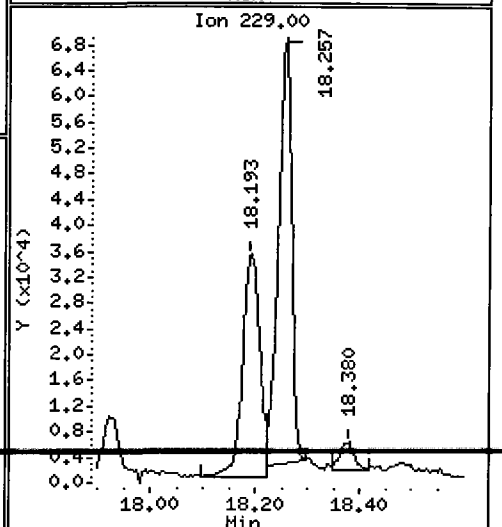
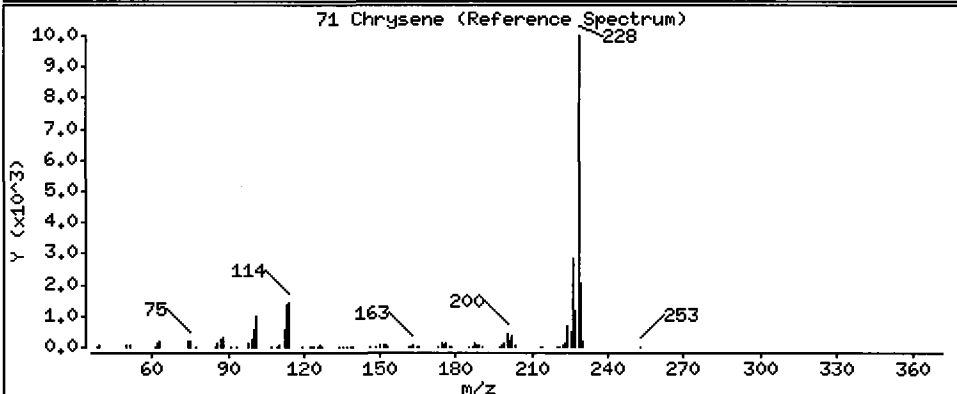
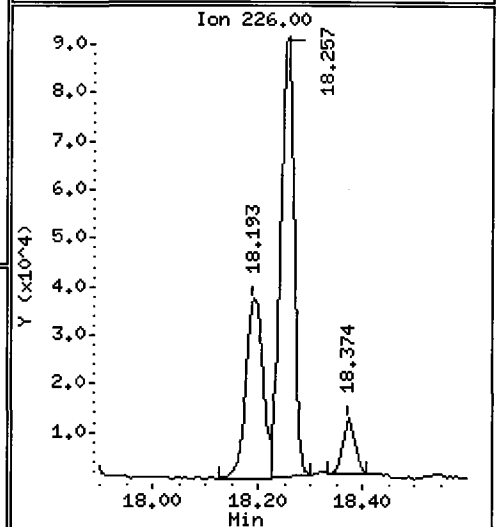
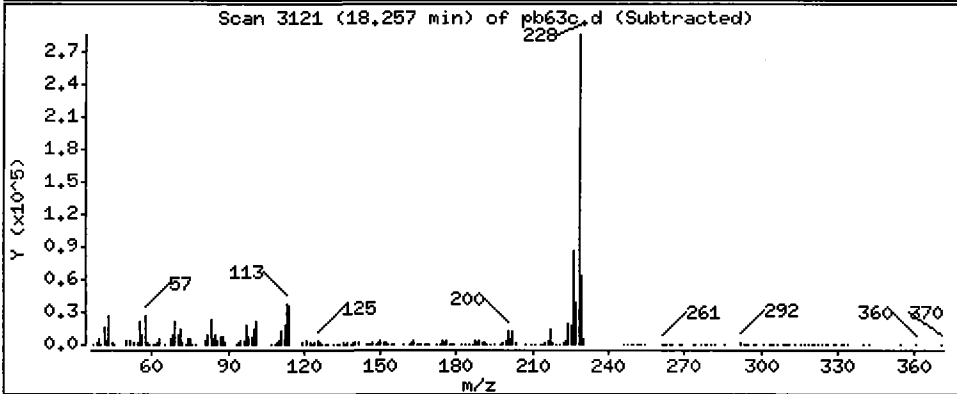
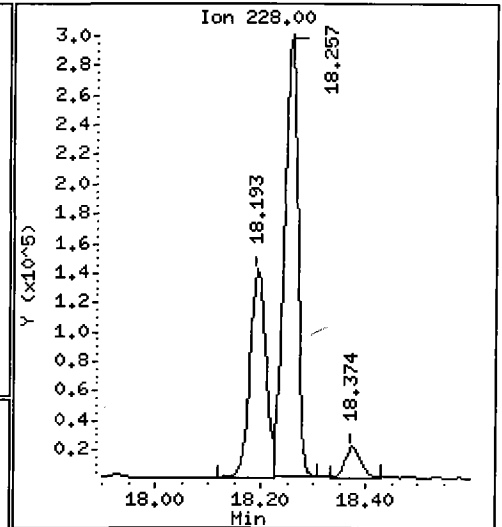
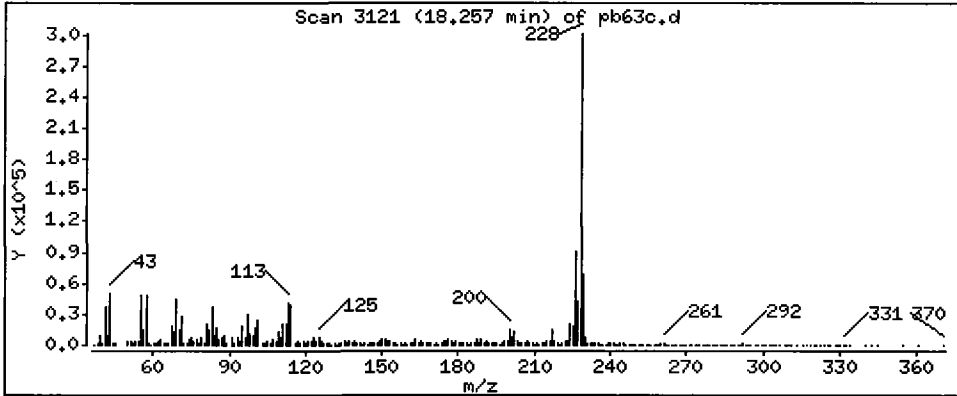
Operator: LJR/VTS

Column phase: ZB-5

Column diameter: 0,32

71 Chrysene

Concentration: 464,1 ug/kg



Date : 16-JUN-2009 14:37

Client ID: 3SED8-C

Instrument: nt6.i

Sample Info: PB63C

Volume Injected (uL): 1.0

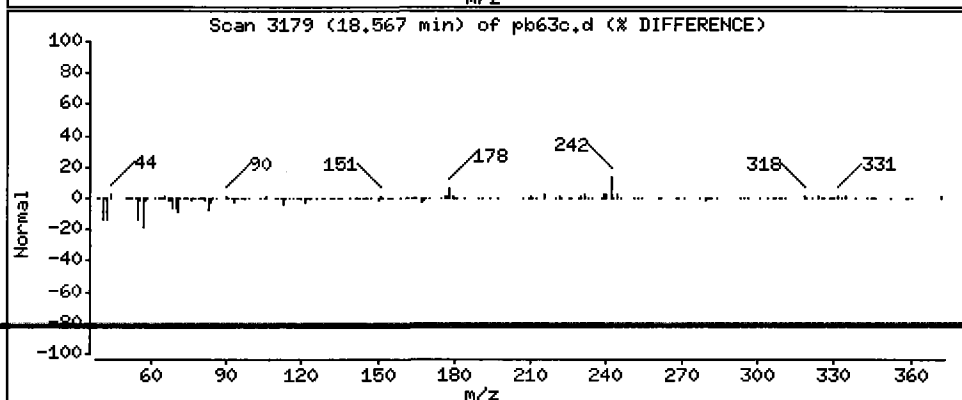
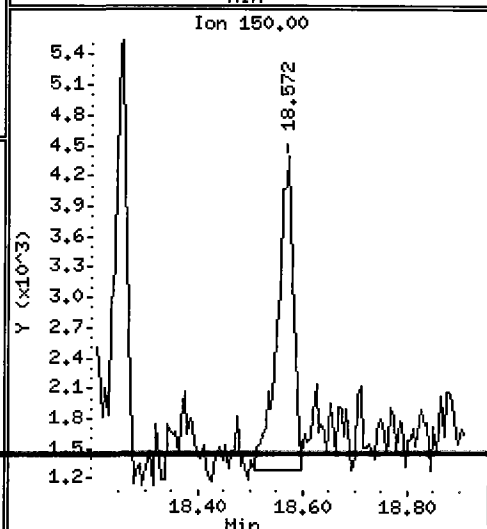
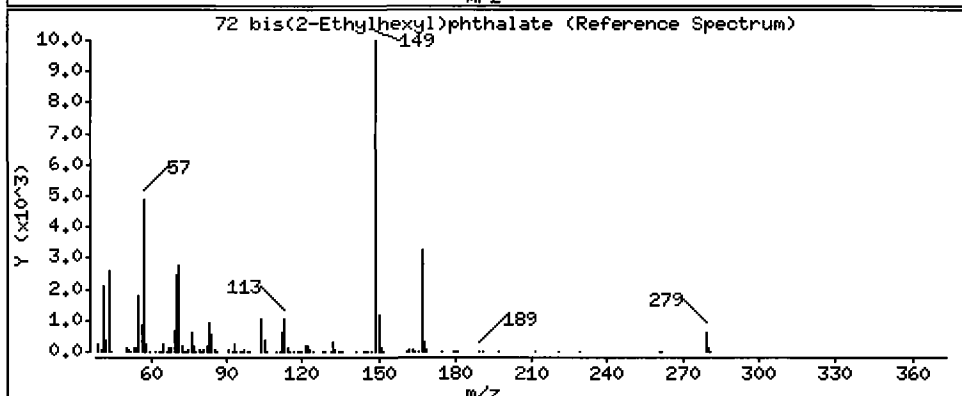
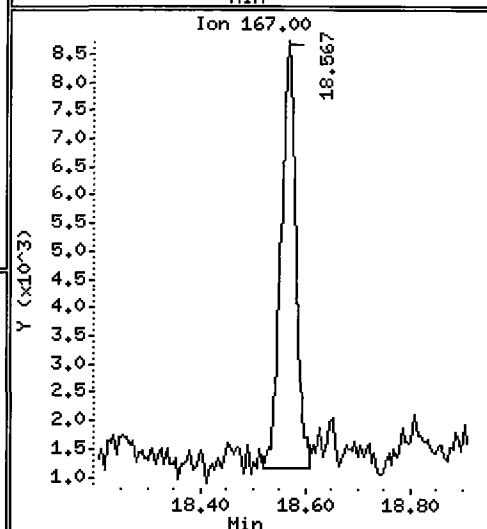
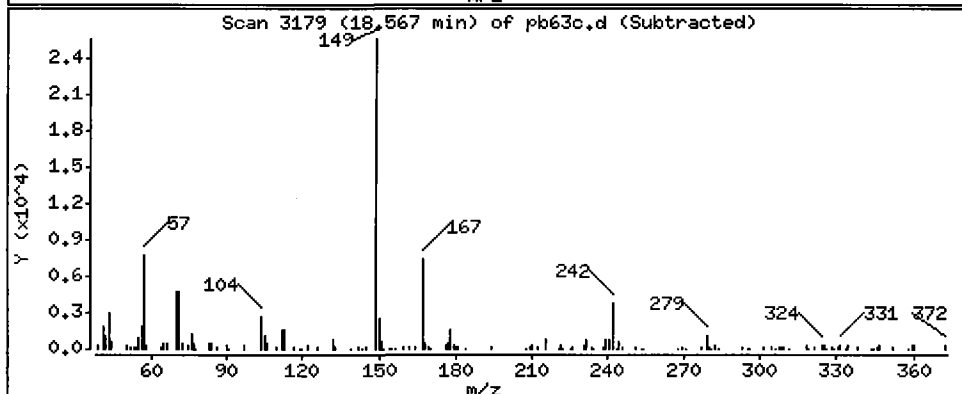
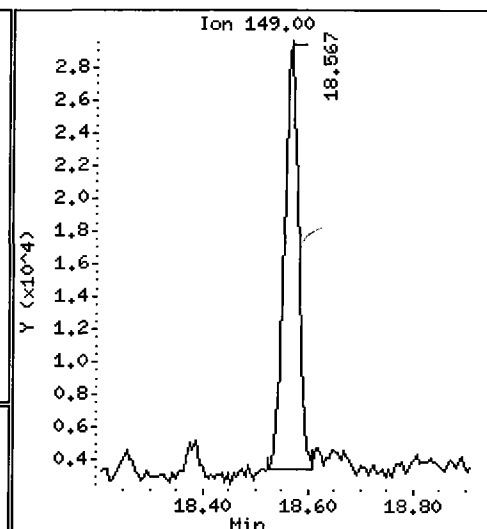
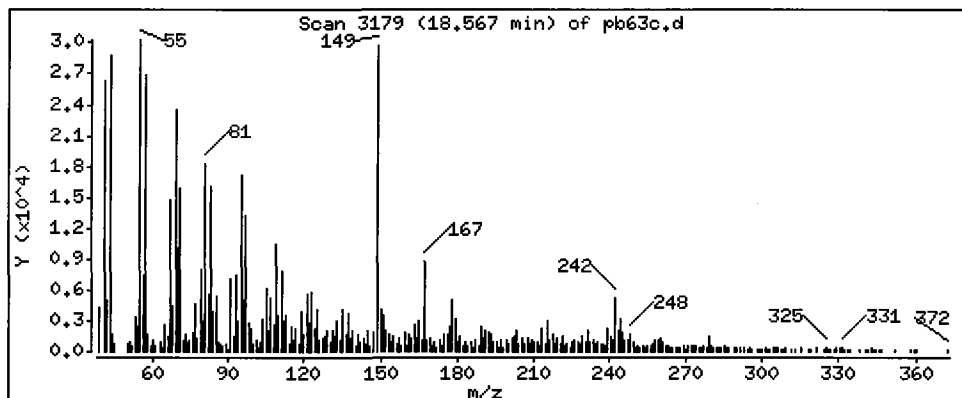
Operator: LJR/VTS

Column phase: ZB-5

Column diameter: 0.32

72 bis(2-Ethylhexyl)phthalate

Concentration: 67.00 ug/kg



Date : 16-JUN-2009 14:37

Client ID: 3SED8-C

Instrument: nt6.i

Sample Info: PB63C

Volume Injected (uL): 1.0

Operator: LJR/VTS

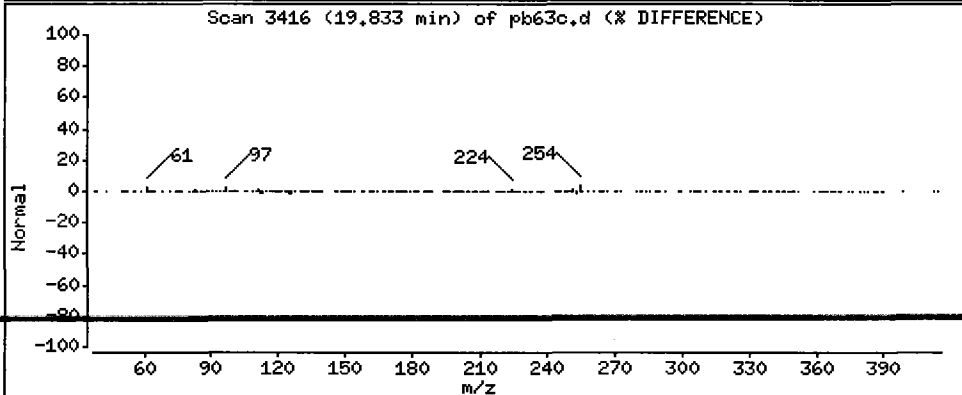
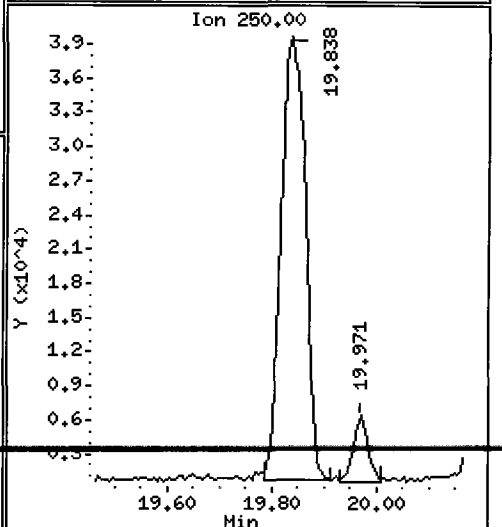
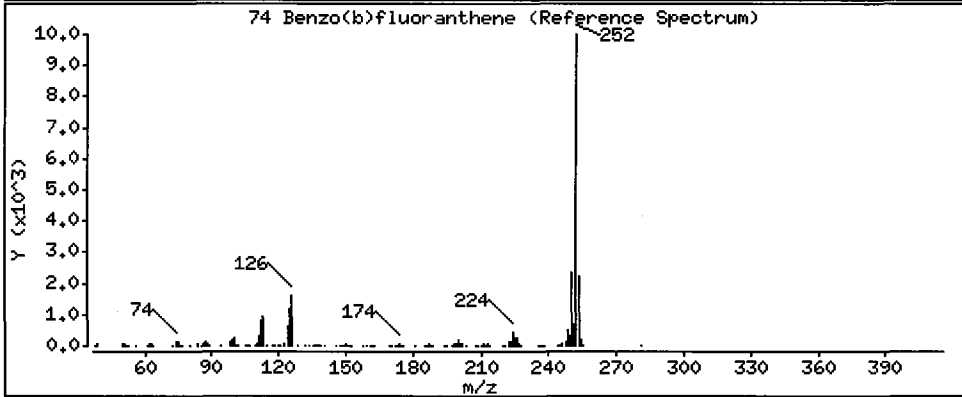
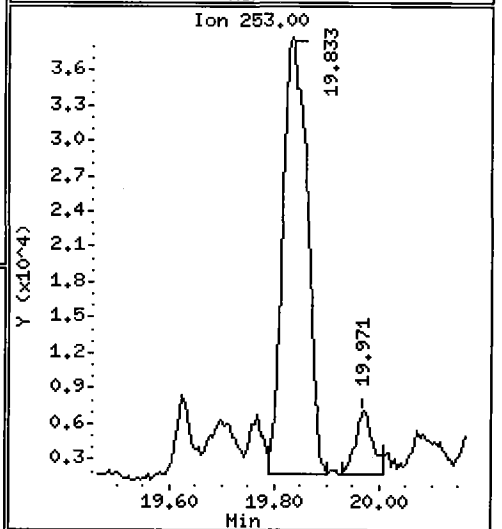
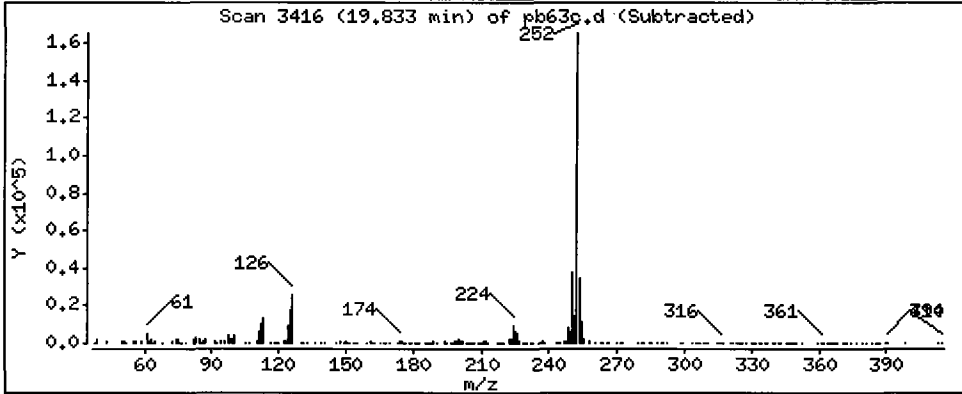
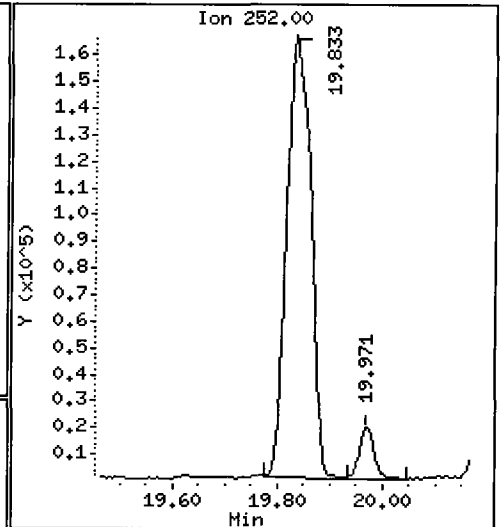
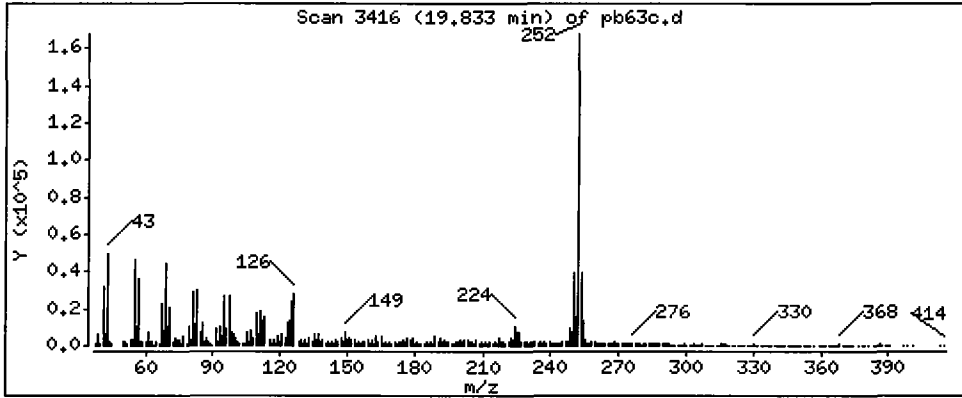
Column phase: ZB-5

Column diameter: 0,32

74 Benzo(b)fluoranthene

Concentration: 439.8 ug/kg

112



Date: 16-JUN-2009 14:37

Client ID: 3SED8-C

Instrument: nt6.i

Sample Info: PB63C

Volume Injected (uL): 1.0

Operator: LJR/VTS

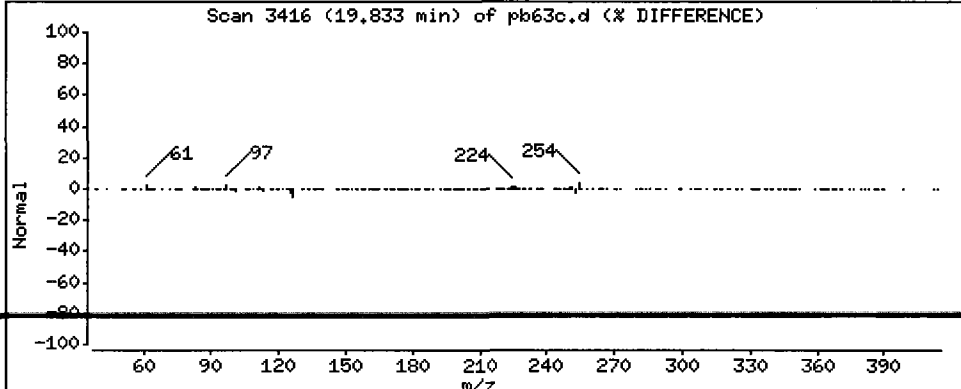
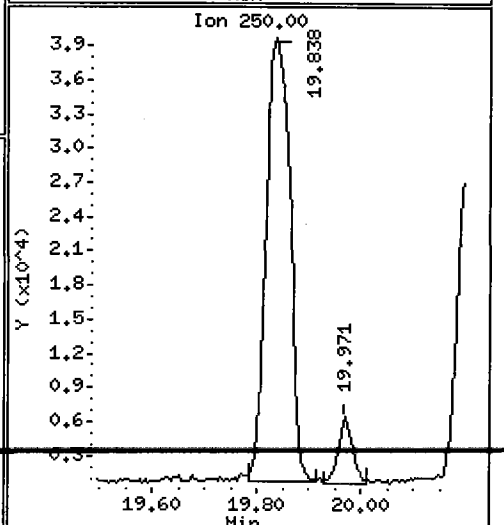
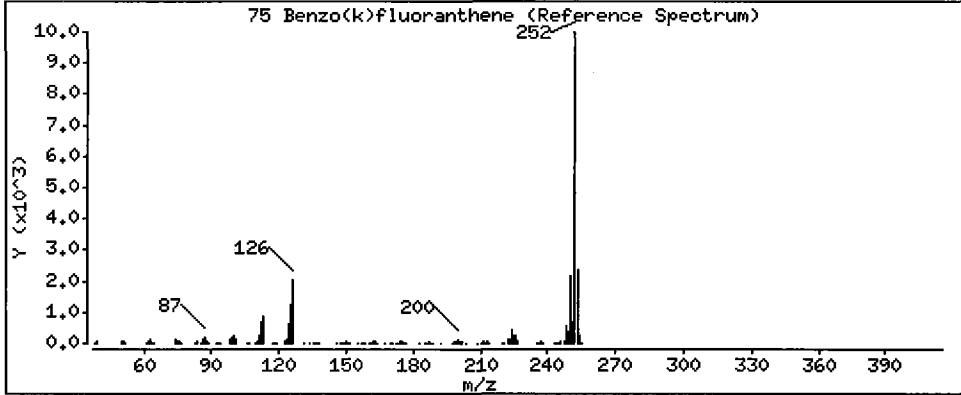
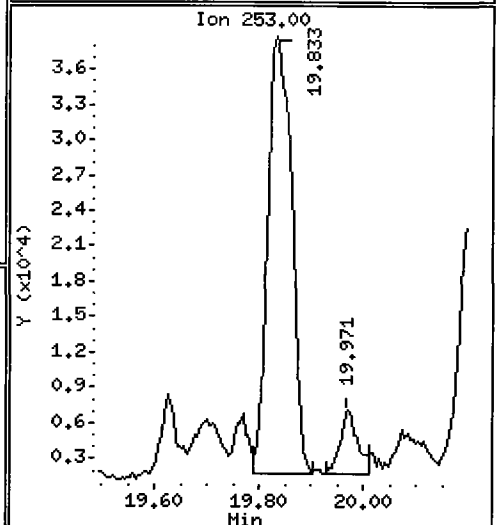
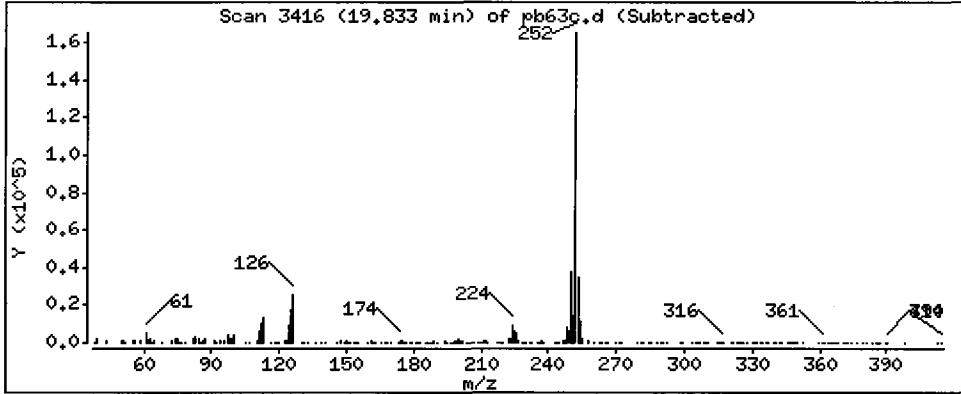
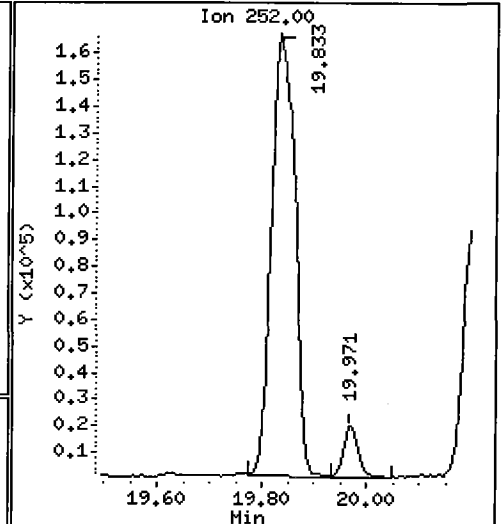
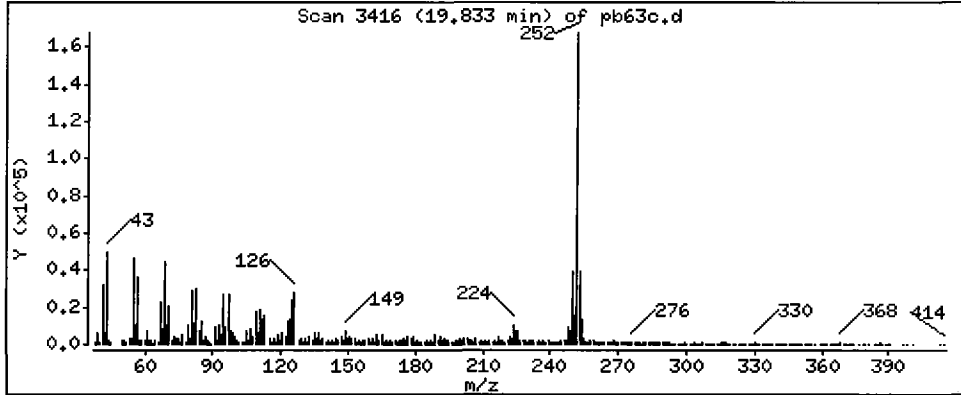
Column phase: ZB-5

Column diameter: 0.32

1/2

75 Benzo(k)fluoranthene

Concentration: 428.2 ug/kg



Date: 16-JUN-2009 14:37

Client ID: 3SED8-C

Instrument: nt6.i

Sample Info: PB63C

Volume Injected (uL): 1.0

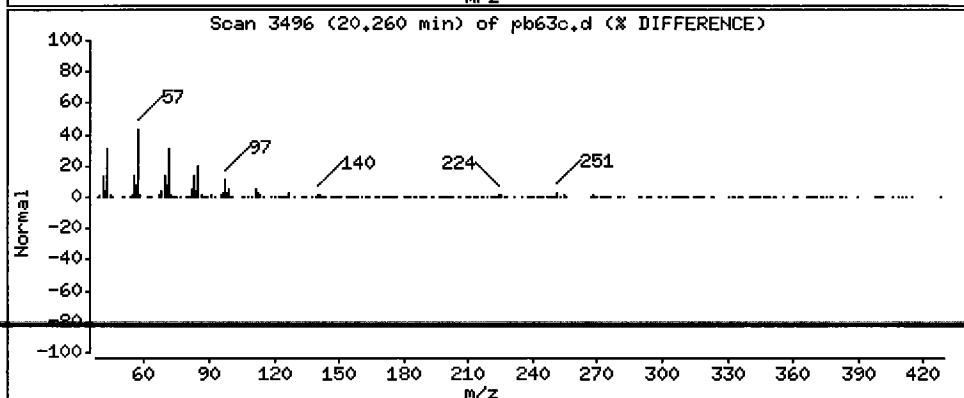
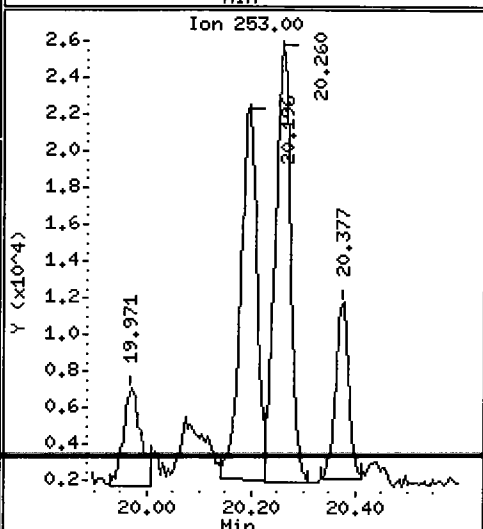
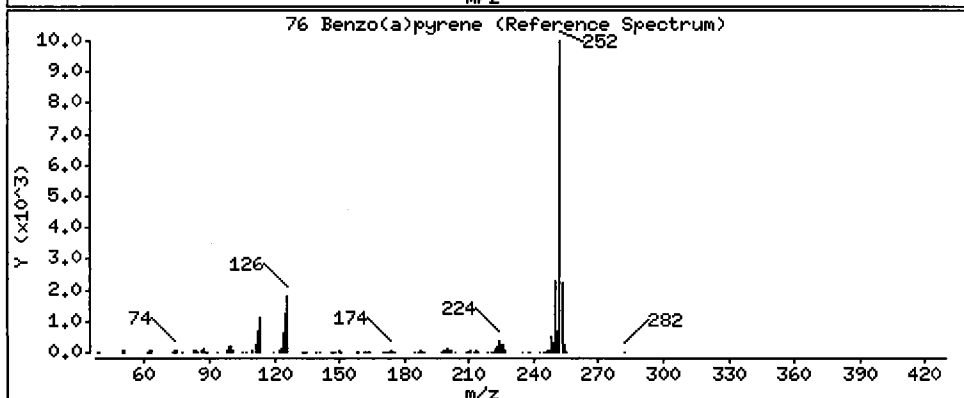
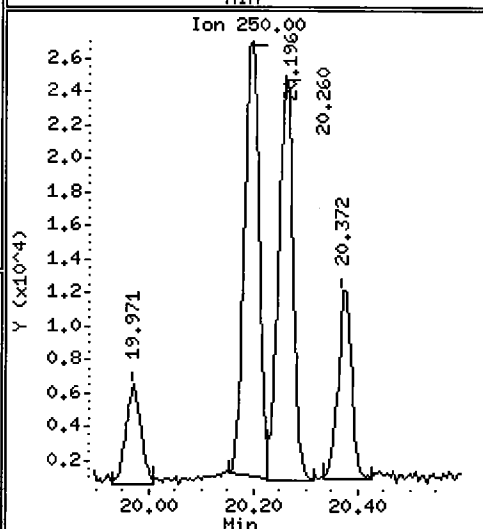
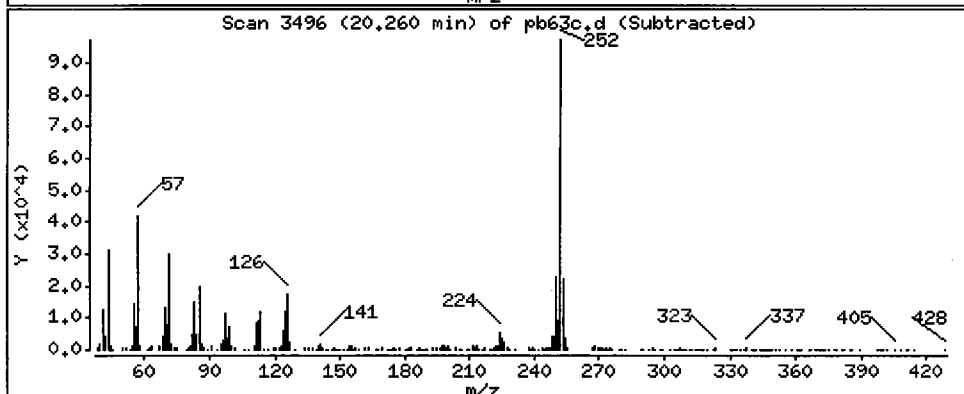
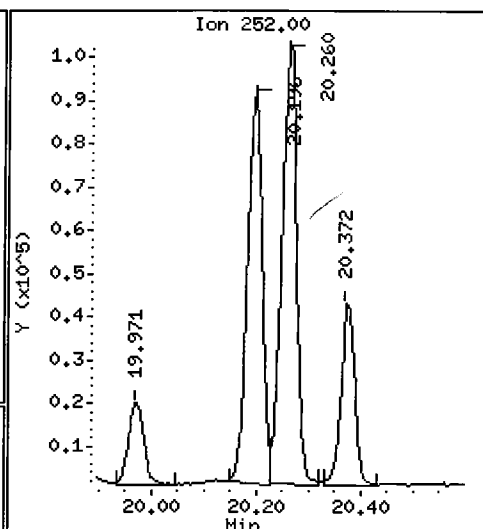
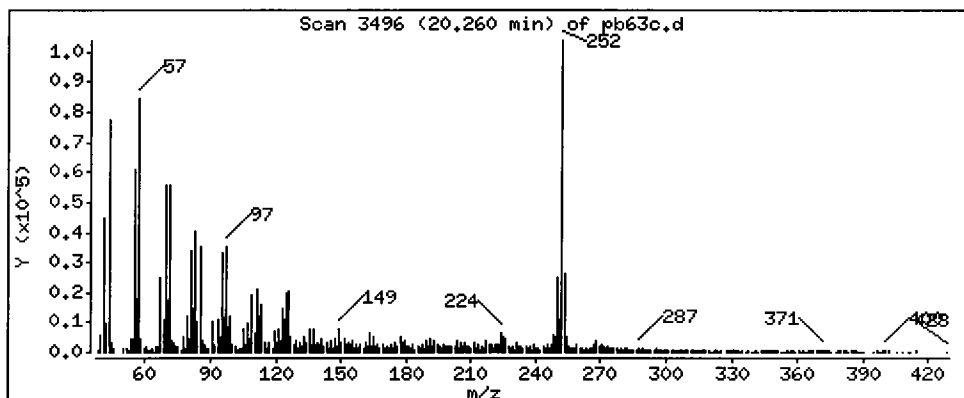
Operator: LJR/VTS

Column phase: ZB-5

Column diameter: 0.32

76 Benzo(a)pyrene

Concentration: 185.0 ug/kg



Date : 16-JUN-2009 14:37

Client ID: 3SED8-C

Instrument: nt6.i

Sample Info: PB63C

Volume Injected (uL): 1.0

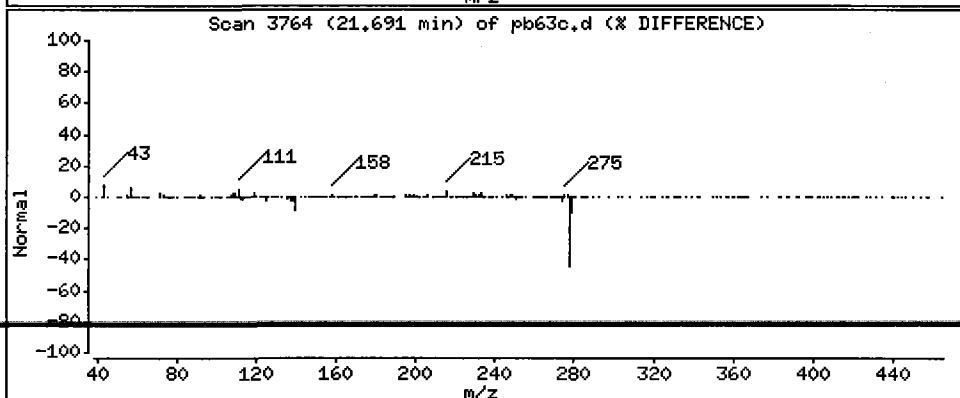
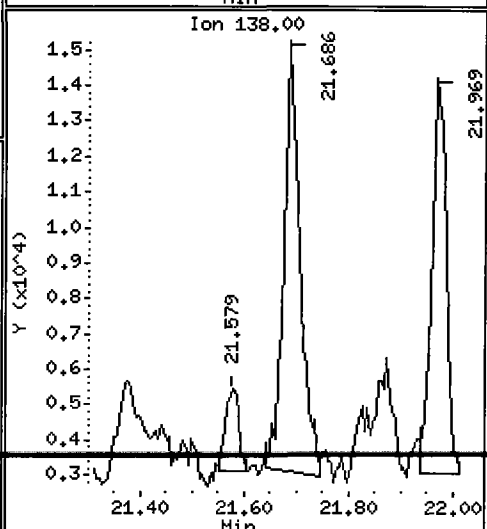
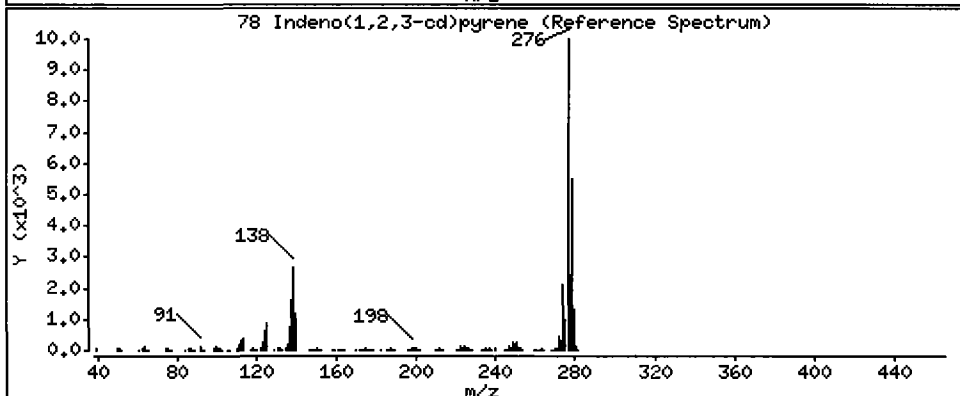
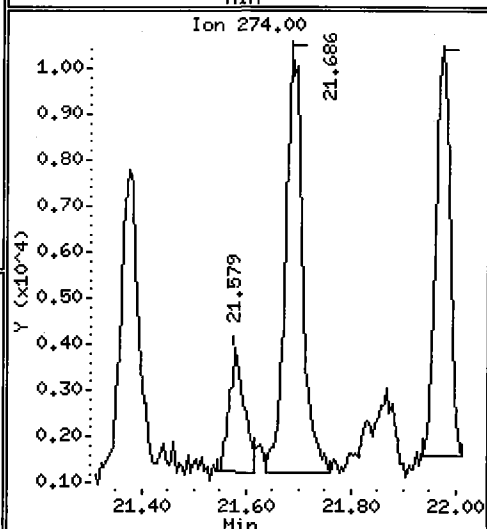
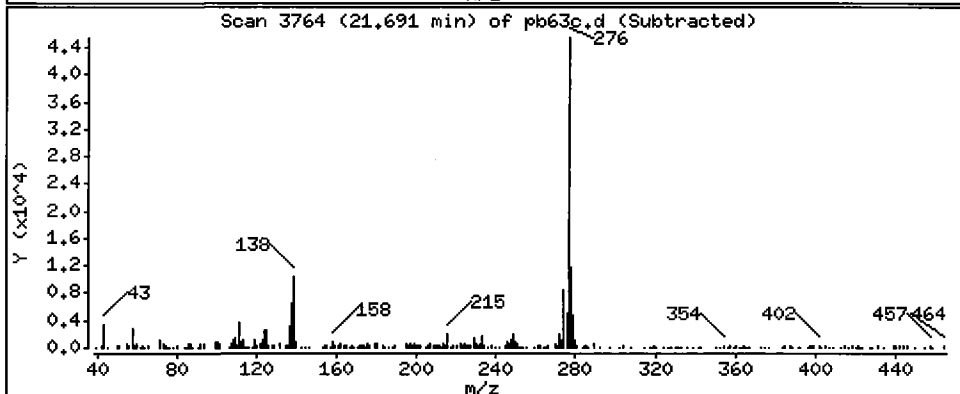
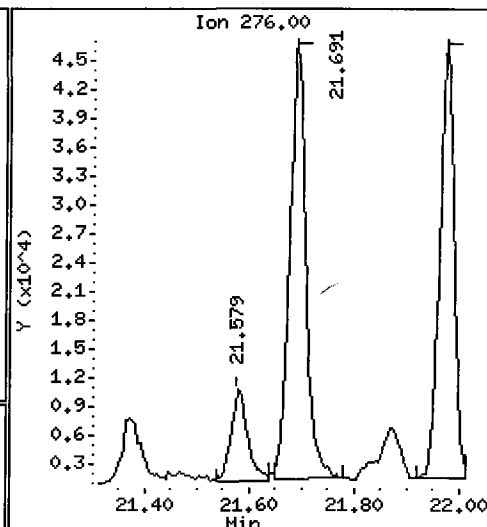
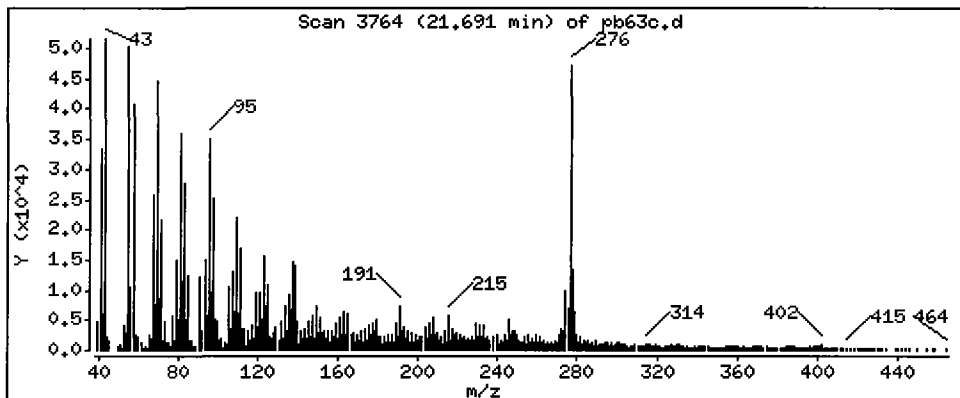
Operator: LJR/VTS

Column phase: ZB-5

Column diameter: 0.32

78 Indeno(1,2,3-cd)pyrene

Concentration: 68.62 ug/kg



Date : 16-JUN-2009 14:37

Client ID: 3SED8-C

Instrument: nt6.i

Sample Info: PB63C

Volume Injected (uL): 1.0

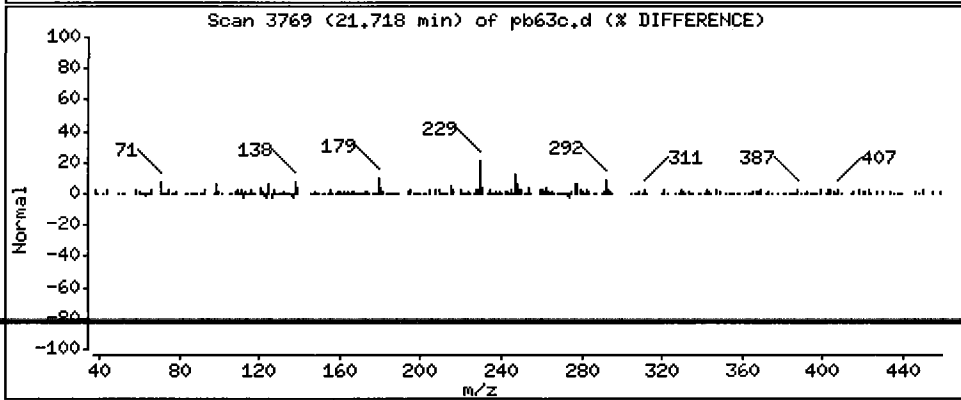
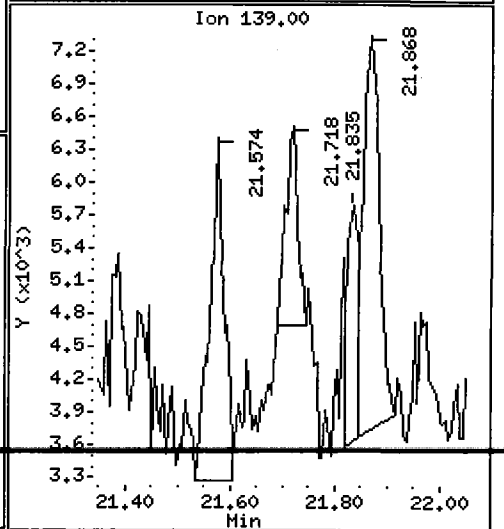
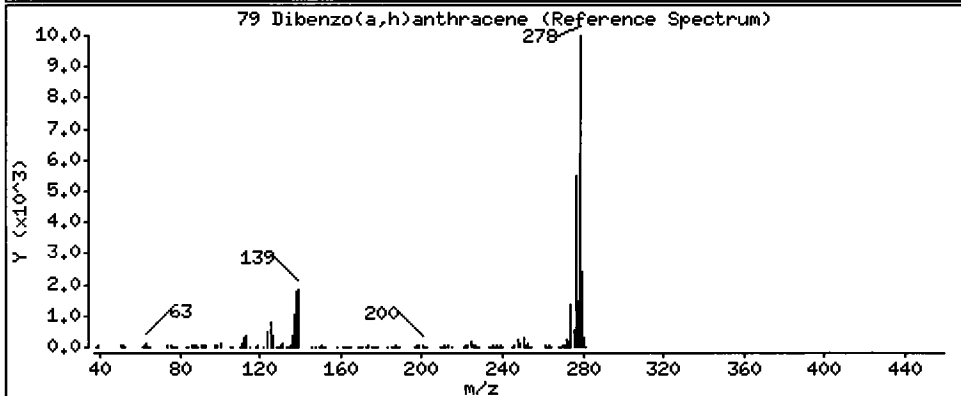
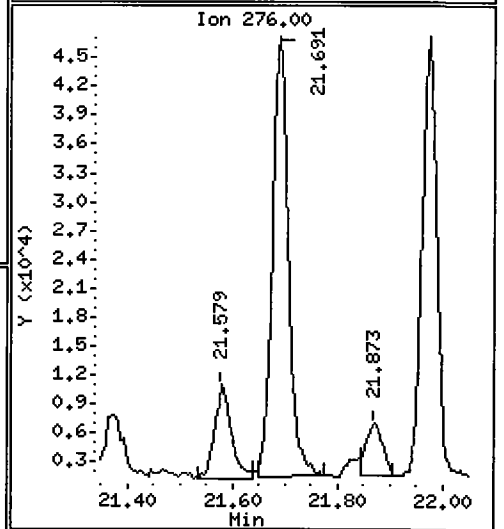
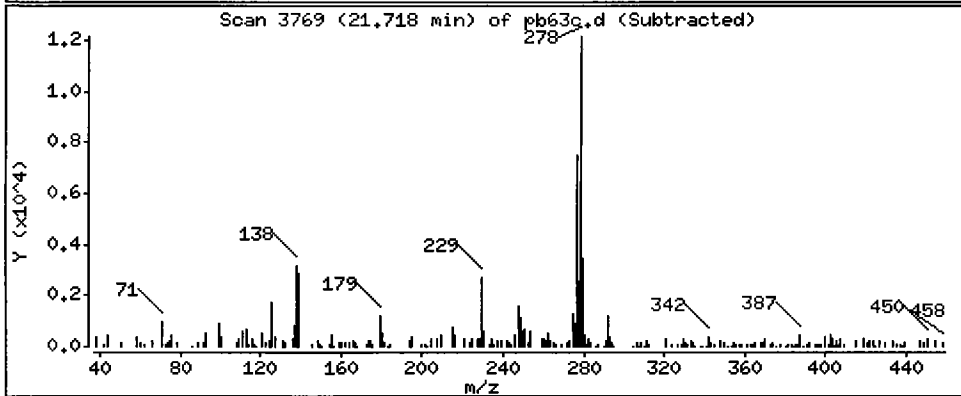
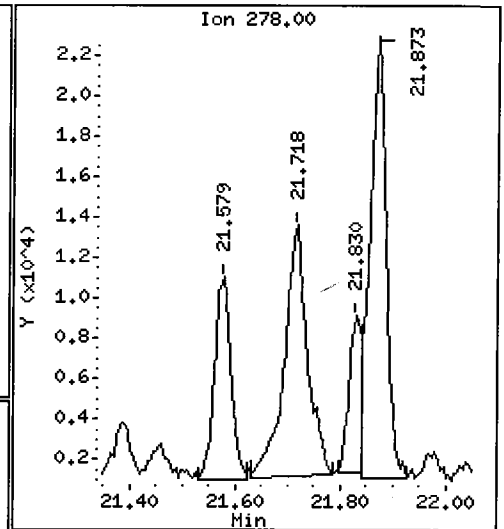
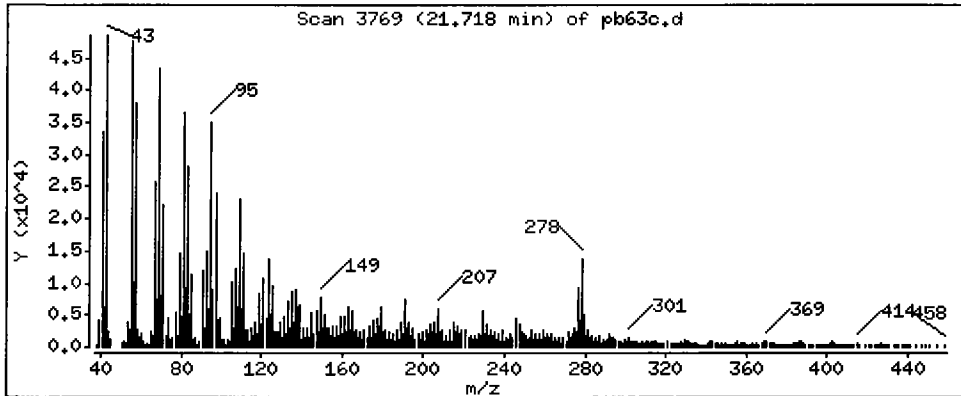
Operator: LJR/VTS

Column phase: ZB-5

Column diameter: 0.32

79 Dibenzo(a,h)anthracene

Concentration: 34.85 ug/kg



Date: 16-JUN-2009 14:37

Client ID: 3SED8-C

Instrument: nt6.i

Sample Info: PB63C

Volume Injected (uL): 1.0

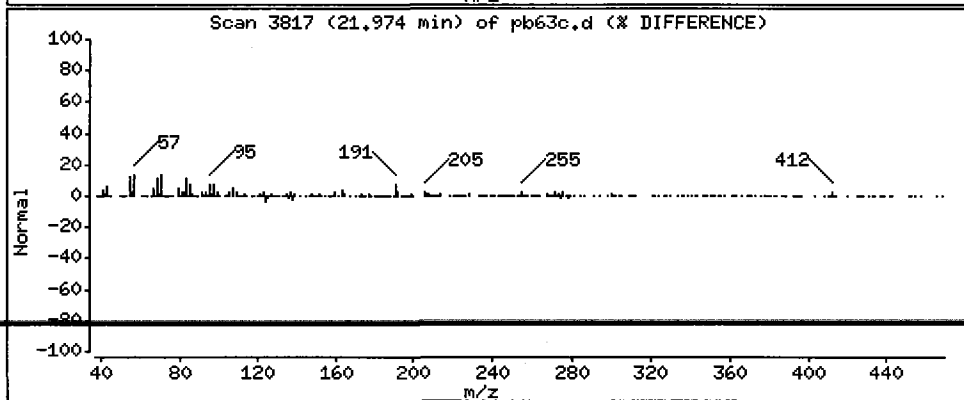
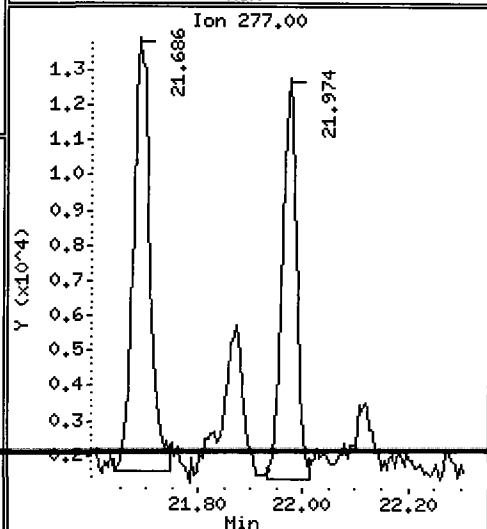
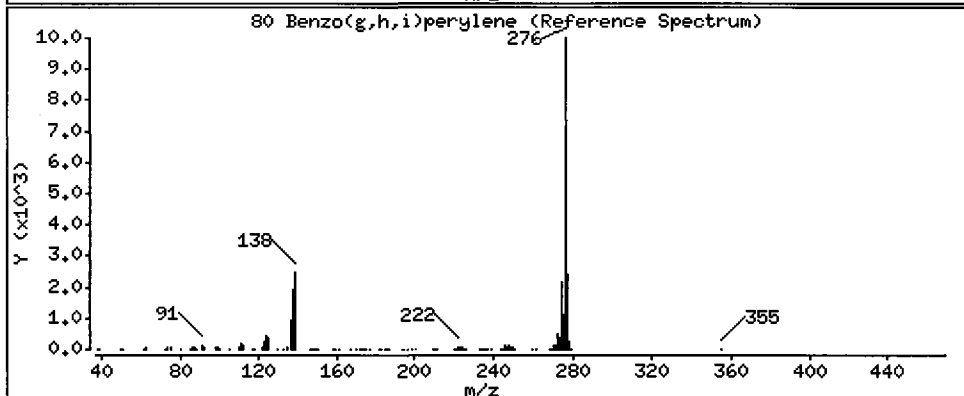
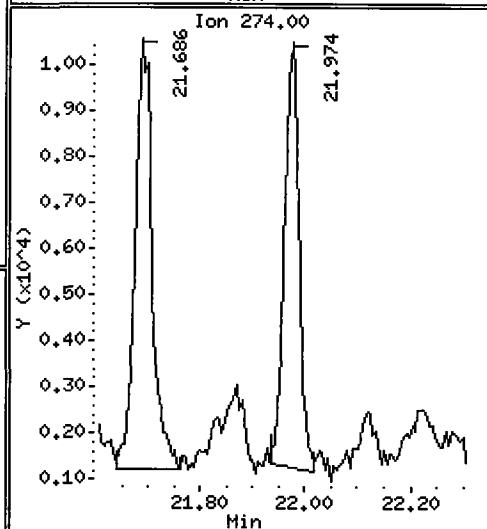
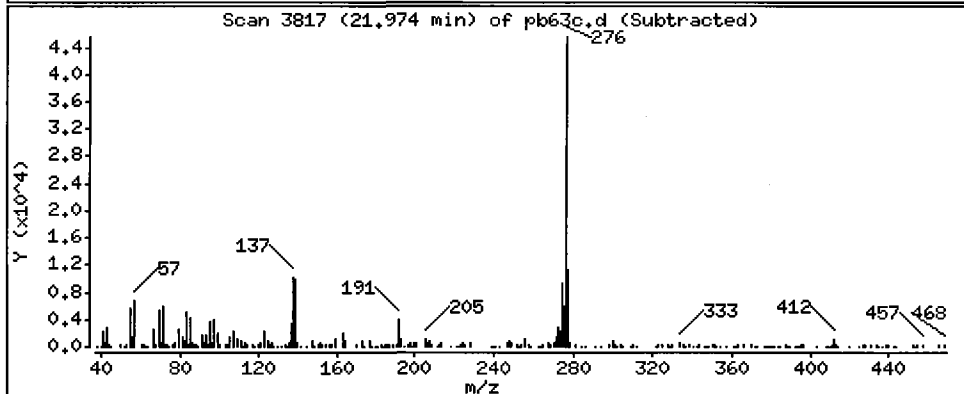
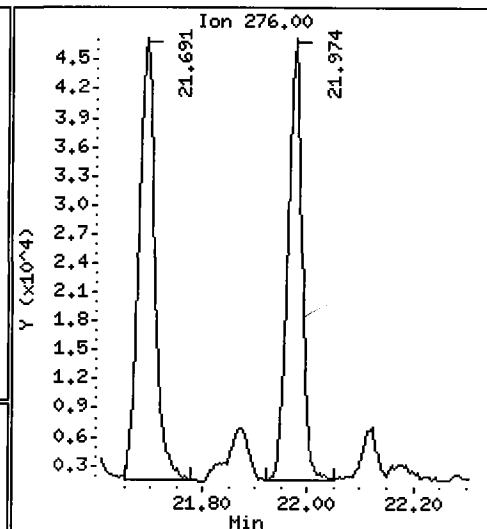
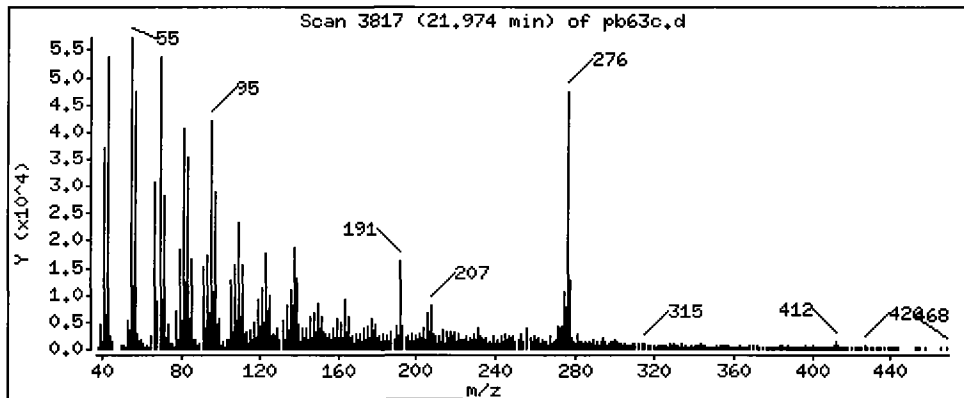
Operator: LJR/VTS

Column phase: ZB-5

Column diameter: 0.32

80 Benzo(g,h,i)perylene

Concentration: 69.05 ug/kg



ORGANICS ANALYSIS DATA SHEET
PSDDA Semivolatiles by SW8270D GC/MS
 Page 1 of 2

Sample ID: 3SED5-A
SAMPLE

Lab Sample ID: PB63D
 LIMS ID: 09-12945
 Matrix: Sediment
 Data Release Authorized: *[Signature]*
 Reported: 06/18/09

QC Report No: PB63-ENVIRONMENTAL SCIENCE CORP.
 Project: JELD-WEN NORD DOOR
 008.0228.00017
 Date Sampled: 06/05/09
 Date Received: 06/05/09

Date Extracted: 06/10/09
 Date Analyzed: 06/16/09 15:10
 Instrument/Analyst: NT6/LJR
 GPC Cleanup: Yes

Sample Amount: 18.3 g-dry-wt
 Final Extract Volume: 0.5 mL
 Dilution Factor: 3.00
 Percent Moisture: 17.0%

CAS Number	Analyte	RL	Result
108-95-2	Phenol	82	< 82 U
541-73-1	1,3-Dichlorobenzene	82	< 82 U
106-46-7	1,4-Dichlorobenzene	82	< 82 U
100-51-6	Benzyl Alcohol	82	< 82 U
95-50-1	1,2-Dichlorobenzene	82	< 82 U
95-48-7	2-Methylphenol	82	< 82 U
106-44-5	4-Methylphenol	82	< 82 U
67-72-1	Hexachloroethane	82	< 82 U
105-67-9	2,4-Dimethylphenol	82	< 82 U
65-85-0	Benzoic Acid	820	< 820 U
120-82-1	1,2,4-Trichlorobenzene	82	< 82 U
91-20-3	Naphthalene	82	< 82 U
87-68-3	Hexachlorobutadiene	82	< 82 U
91-57-6	2-Methylnaphthalene	82	< 82 U
131-11-3	Dimethylphthalate	82	< 82 U
208-96-8	Acenaphthylene	82	< 82 U
83-32-9	Acenaphthene	82	< 82 U
132-64-9	Dibenzofuran	82	< 82 U
84-66-2	Diethylphthalate	82	< 82 U
86-73-7	Fluorene	82	< 82 U
86-30-6	N-Nitrosodiphenylamine	82	< 82 U
118-74-1	Hexachlorobenzene	82	< 82 U
87-86-5	Pentachlorophenol	410	< 410 U
85-01-8	Phenanthrene	82	< 82 U
120-12-7	Anthracene	82	< 82 U
84-74-2	Di-n-Butylphthalate	82	< 82 U
206-44-0	Fluoranthene	82	< 82 U
129-00-0	Pyrene	82	42 J
85-68-7	Butylbenzylphthalate	82	80 J
56-55-3	Benzo(a)anthracene	82	< 82 U
117-81-7	bis(2-Ethylhexyl)phthalate	82	580
218-01-9	Chrysene	82	82
117-84-0	Di-n-Octyl phthalate	82	< 82 U
205-99-2	Benzo(b)fluoranthene	82	< 82 U
207-08-9	Benzo(k)fluoranthene	82	< 82 U
50-32-8	Benzo(a)pyrene	82	< 82 U
193-39-5	Indeno(1,2,3-cd)pyrene	82	< 82 U

ORGANICS ANALYSIS DATA SHEET
PSDDA Semivolatiles by SW8270D GC/MS
 Page 2 of 2

Sample ID: 3SED5-A
SAMPLE

Lab Sample ID: PB63D
 LIMS ID: 09-12945
 Matrix: Sediment
 Date Analyzed: 06/16/09 15:10

QC Report No: PB63-ENVIROMENTAL SCIENCE CORP.
 Project: JELD-WEN NORD DOOR
 008.0228.00017

CAS Number	Analyte	RL	Result
53-70-3	Dibenz (a, h) anthracene	82	< 82 U
191-24-2	Benzo (g, h, i) perylene	82	< 82 U
90-12-0	1-Methylnaphthalene	82	< 82 U

Reported in µg/kg (ppb)

Semivolatile Surrogate Recovery

d5-Nitrobenzene	64.7%	2-Fluorobiphenyl	75.5%
d14-p-Terphenyl	60.2%	d4-1,2-Dichlorobenzene	55.8%
d5-Phenol	68.5%	2-Fluorophenol	63.5%
2,4,6-Tribromophenol	71.2%	d4-2-Chlorophenol	66.8%

Analytical Resources, Inc.

Semivolatiles Report SW846 Method 8270D

Data file : /chem1/nt6.i/20090616.b/pb63d.d
 Lab Smp Id: PB63D Client Smp ID: 3SED5-A
 Inj Date : 16-JUN-2009 15:10 Inst ID: nt6.i
 Operator : LJR/VTS
 Smp Info : PB63D,3
 Misc Info : 09-12945
 Comment : 1ul Injection
 Method : /chem1/nt6.i/20090616.b/SW846.m
 Meth Date : 17-Jun-2009 11:06 jeff Quant Type: ISTD
 Cal Date : 11-JUN-2009 14:21 Cal File: 0050611a.d
 Als bottle: 7
 Dil Factor: 3.00000
 Integrator: HP RTE Compound Sublist: PSDDA.sub
 Target Version: 3.50

LJR
6/17/09

Concentration Formula: Amt * DF * Vt / (Ws * (100 - M) / 100) * CpndVariable

Name	Value	Description
DF	3.00000	Dilution Factor
Vt	500.00000	Volume of final extract (uL)
Ws	22.10000	Weight of sample extracted (g)
M	17.00000	% Moisture

Cpnd Variable

Local Compound Variable

Compounds	QUANT SIG	RT	EXP RT	REL RT	RESPONSE	CONCENTRATIONS	
						ON-COLUMN (ug/mL)	FINAL (ug/kg)
\$ 1 2-Fluorophenol	112	4.671	4.638	(0.693)	70325	7.93671	649.0
\$ 2 Phenol-d5	99	6.454	6.428	(0.958)	101875	8.56177	700.1
3 Phenol	94	Compound Not Detected.					
\$ 5 2-Chlorophenol-d4	132	6.449	6.438	(0.957)	60539	8.34939	682.8
4 Bis(2-Chloroethyl) ether	93	Compound Not Detected.					
6 2-Chlorophenol	128	Compound Not Detected.					
7 1,3-Dichlorobenzene	146	Compound Not Detected.					
* 8 1,4-Dichlorobenzene-d4	152	6.738	6.732	(1.000)	107476	20.0060	
9 1,4-Dichlorobenzene	146	Compound Not Detected.					
\$ 10 1,2-Dichlorobenzene-d4	152	7.037	7.036	(1.044)	24906	4.65378	380.6
12 1,2-Dichlorobenzene	146	Compound Not Detected.					
11 Benzyl alcohol	108	Compound Not Detected.					
14 2,2'-oxybis(1-Chloropropane)	45	Compound Not Detected.					
13 2-Methylphenol	108	Compound Not Detected.					
17 Hexachloroethane	117	Compound Not Detected.					

Compounds	QUANT SIG MASS	RT	EXP RT	REL RT	RESPONSE	CONCENTRATIONS	
						ON-COLUMN (ug/mL)	FINAL (ug/kg)
16 N-Nitroso-di-n-propylamine	70						
15 4-Methylphenol	108						
\$ 18 Nitrobenzene-d5	82	7.699	7.704	(0.874)	61819	5.38815	440.6
19 Nitrobenzene	77						
20 Isophorone	82						
21 2-Nitrophenol	139						
22 2,4-Dimethylphenol	107						
23 Bis(2-Chloroethoxy)methane	93						
24 Benzoic acid	105						
25 2,4-Dichlorophenol	162						
26 1,2,4-Trichlorobenzene	180						
* 27 Naphthalene-d8	136	8.805	8.804	(1.000)	373577	20.0000	
28 Naphthalene	128						
29 4-Chloroaniline	127						
30 Hexachlorobutadiene	225						
31 4-Chloro-3-methylphenol	107						
32 2-Methylnaphthalene	141						
33 Hexachlorocyclopentadiene	237						
34 2,4,6-Trichlorophenol	196						
35 2,4,5-Trichlorophenol	196						
\$ 36 2-Fluorobiphenyl	172	10.620	10.626	(0.913)	94825	6.29091	514.4
37 2-Chloronaphthalene	162						
38 2-Nitroaniline	65						
39 Dimethylphthalate	163						
40 Acenaphthylene	152						
41 2,6-Dinitrotoluene	165						
* 42 Acenaphthene-d10	164	11.635	11.635	(1.000)	202932	20.0000	
43 3-Nitroaniline	138						
44 Acenaphthene	153						
45 2,4-Dinitrophenol	184						
46 Dibenzofuran	168						
47 4-Nitrophenol	109						
48 2,4-Dinitrotoluene	165						
50 Diethylphthalate	149						
49 Fluorene	166						
51 4-Chlorophenyl-phenylether	204						
52 4-Nitroaniline	138						
53 4,6-Dinitro-2-methylphenol	198						
54 N-Nitrosodiphenylamine	169						
\$ 55 2,4,6-Tribromophenol	330	12.917	12.917	(1.110)	17227	8.90309	728.1
56 4-Bromophenyl-phenylether	248						
57 Hexachlorobenzene	284						
58 Pentachlorophenol	266	13.825	13.825	(0.990)	3020	1.70332 LCL	139.3 /MPL
* 59 Phenanthrene-d10	188	13.964	13.964	(1.000)	299110	20.0000	
60 Phenanthrene	178						
61 Anthracene	178						
62 Carbazole	167						

Compounds	QUANT SIG MASS	RT	EXP RT	REL RT	RESPONSE	CONCENTRATIONS	
						ON-COLUMN (ug/mL)	FINAL (ug/kg)
63 Di-n-butylphthalate	149						
64 Fluoranthene	202						
65 Pyrene	202	16.239	16.239	(0.891)	16755	0.50599 LAL	41.38
\$ 66 Terphenyl-d14	244	16.619	16.613	(0.912)	107117	5.01750 LAL	410.3
67 Butylbenzylphthalate	149	17.500	17.532	(0.960)	13048	0.97571 LAL	79.79 (M)
68 Benzo(a)anthracene	228						
* 69 Chrysene-d12	240	18.232	18.210	(1.000)	399704	20.0000 LAL	
70 3,3'-Dichlorobenzidine	252						
71 Chrysene	228	18.264	18.247	(1.002)	28231	0.99942 LAL	81.73
72 bis(2-Ethylhexyl)phthalate	149	18.584	18.557	(0.952)	130461	7.12304 LAL	582.5
* 134 Di-n-octylphthalate-d4	153	19.524	19.486	(1.000)	590531	20.0000 LAL	
73 Di-n-octylphthalate	149						
74 Benzo(b)fluoranthene	252						
75 Benzo(k)fluoranthene	252						
76 Benzo(a)pyrene	252						
* 77 Perylene-d12	264	20.384	20.325	(1.000)	379169	20.0000 LAL	
78 Indeno(1,2,3-cd)pyrene	276						
79 Dibenzo(a,h)anthracene	278						
80 Benzo(g,h,i)perylene	276						
90 N-Nitrosodimethylamine	74						
91 Aniline	93						
93 Benzidine	184						
103 Pyridine	79						
105 1-methylnaphthalene	141						
111 Azobenzene (1,2-DP-Hydrazine)	77						

QC Flag Legend

M - Compound response manually integrated.

Analytical Resources, Inc.

INTERNAL STANDARD COMPOUNDS
 AREA AND RT SUMMARY

Instrument ID: nt6.i
 Lab File ID: pb63d.d
 Lab Smp Id: PB63D
 Analysis Type: SV
 Quant Type: ISTD
 Operator: LJR/VTS
 Method File: /chem1/nt6.i/20090616.b/SW846.m
 Misc Info: 09-12945

Calibration Date: 16-JUN-2009
 Calibration Time: 11:54
 Client Smp ID: 3SED5-A
 Level: LOW
 Sample Type: Sediment

Test Mode:
 Use Initial Calibration Level 4.

COMPOUND	STANDARD	AREA LIMIT		SAMPLE	%DIFF
		LOWER	UPPER		
8 1,4-Dichlorobenze	112389	56194	224778	107476	-4.37
27 Naphthalene-d8	384492	192246	768984	373577	-2.84
42 Acenaphthene-d10	217478	108739	434956	202932	-6.69
59 Phenanthrene-d10	336594	168297	673188	299110	-11.14
69 Chrysene-d12	247160	123580	494320	399704	61.72
134 Di-n-octylphthala	347036	173518	694072	590531	70.16
77 Perylene-d12	232938	116469	465876	379169	62.78

COMPOUND	STANDARD	RT LIMIT		SAMPLE	%DIFF
		LOWER	UPPER		
8 1,4-Dichlorobenze	6.73	6.23	7.23	6.74	0.08
27 Naphthalene-d8	8.80	8.30	9.30	8.80	0.00
42 Acenaphthene-d10	11.64	11.14	12.14	11.64	0.00
59 Phenanthrene-d10	13.96	13.46	14.46	13.96	0.00
69 Chrysene-d12	18.21	17.71	18.71	18.23	0.12
134 Di-n-octylphthala	19.49	18.99	19.99	19.52	0.19
77 Perylene-d12	20.32	19.82	20.82	20.38	0.29

AREA UPPER LIMIT = +100% of internal standard area.
 AREA LOWER LIMIT = - 50% of internal standard area.
 RT UPPER LIMIT = + 0.50 minutes of internal standard RT.
 RT LOWER LIMIT = - 0.50 minutes of internal standard RT.

Analytical Resources, Inc.

RECOVERY REPORT

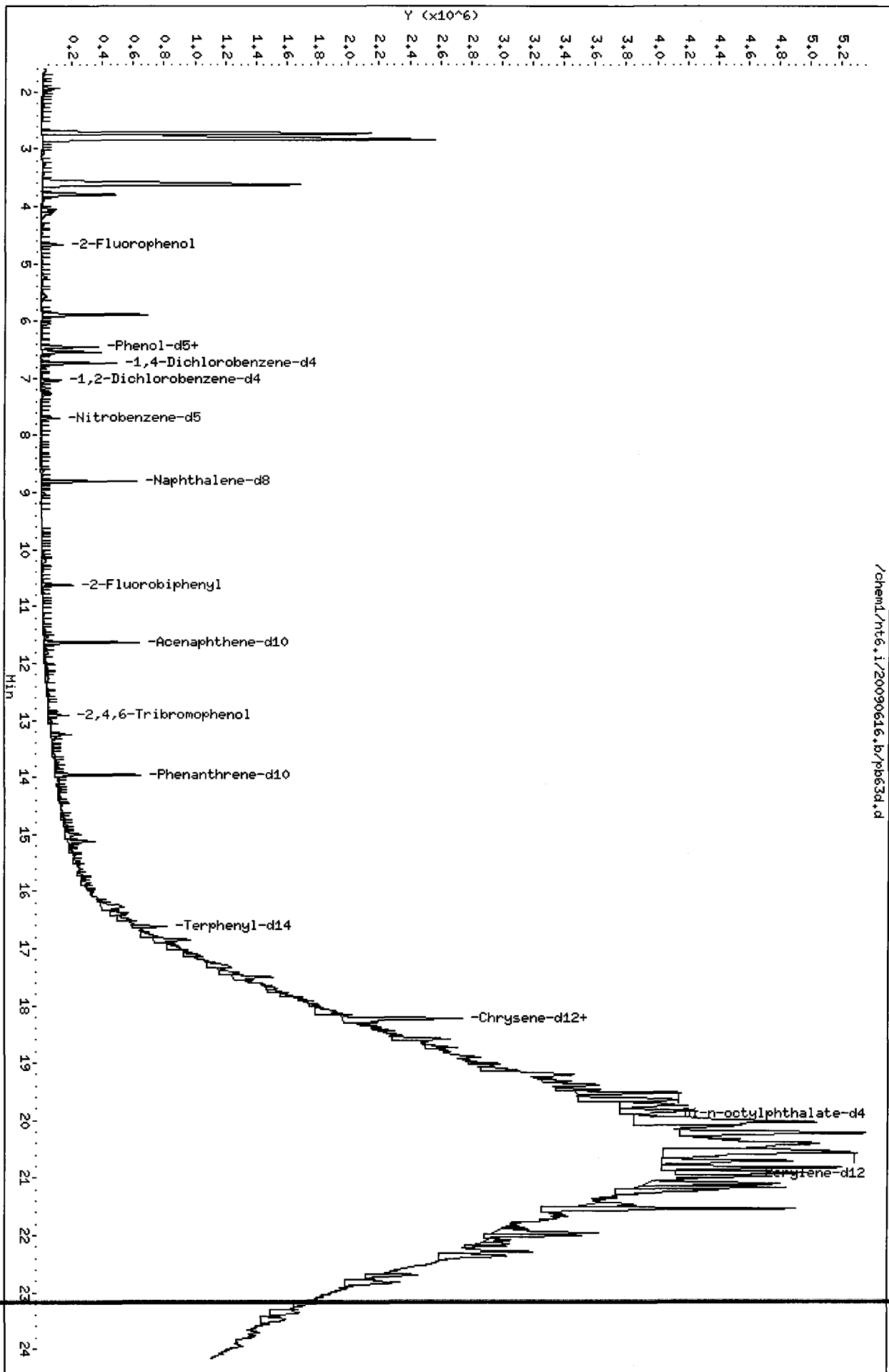
Client Name: ESC Client SDG: PB63
 Sample Matrix: SOLID Fraction: SV
 Lab Smp Id: PB63D Client Smp ID: 3SED5-A
 Level: LOW Operator: LJR/VTS
 Data Type: MS DATA SampleType: SAMPLE
 SpikeList File: PSDDALCS.spk Quant Type: ISTD
 Sublist File: PSDDA.sub
 Method File: /chem1/nt6.i/20090616.b/SW846.m
 Misc Info: 09-12945

SURROGATE COMPOUND	CONC ADDED ug/kg	CONC RECOVERED ug/kg	% RECOVERED	LIMITS
\$ 1 2-Fluorophenol	1022	649.0	63.49	21-100
\$ 2 Phenol-d5	1022	700.1	68.49	10-100
\$ 5 2-Chlorophenol-d4	1022	682.8	66.80	30-100
\$ 10 1,2-Dichlorobenzen	681.5	380.6	55.85	24-100
\$ 18 Nitrobenzene-d5	681.5	440.6	64.66	26-100
\$ 36 2-Fluorobiphenyl	681.5	514.4	75.49	32-100
\$ 55 2,4,6-Tribromophen	1022	728.1	71.22	33-118
\$ 66 Terphenyl-d14	681.5	410.3	60.21	21-97

Data File: /chem1/nt6.i/20090616.b/pb63d.d
Date: 16-JUN-2009 15:10
Client ID: 3SEDS-4
Sample Info: PB63D_3
Volume Injected (uL): 1.0
Column phase: ZB-5

Instrument: nt6.i
Operator: LJR/VTS
Column diameter: 0.32

/chem1/nt6.i/20090616.b/pb63d.d



Date: 16-JUN-2009 15:10

Client ID: 3SED5-A

Instrument: nt6.i

Sample Info: PB63D,3

Volume Injected (uL): 1.0

Operator: LJR/VTS

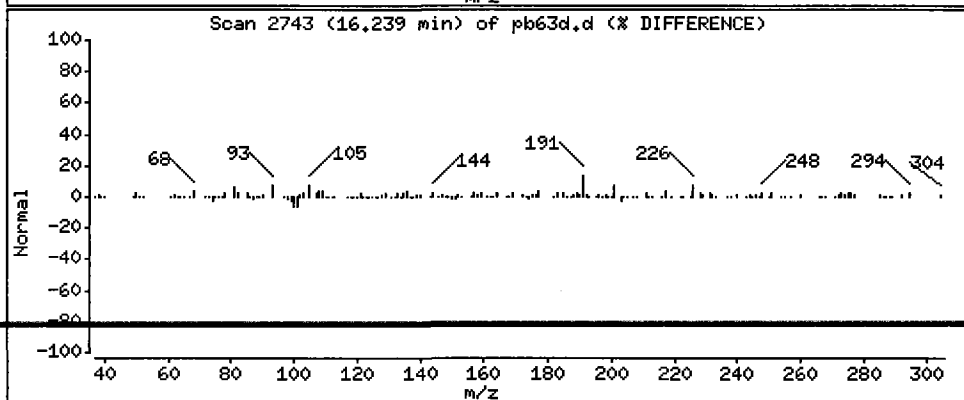
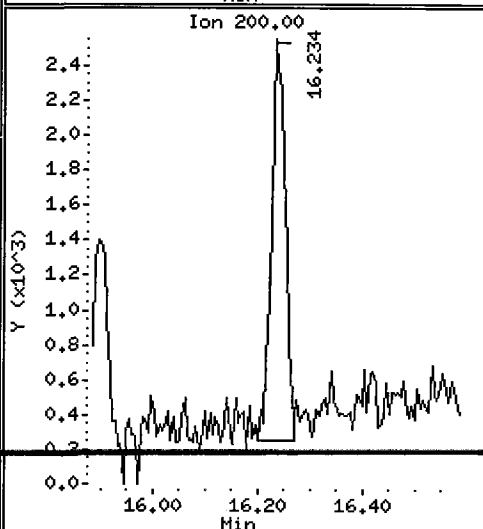
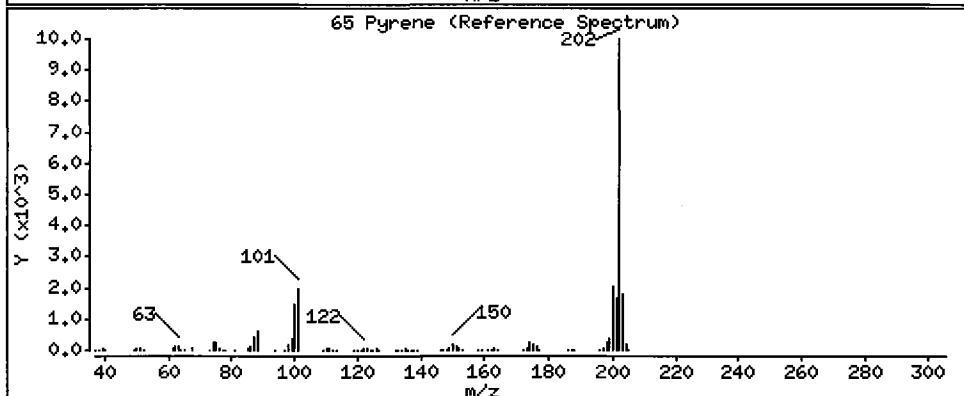
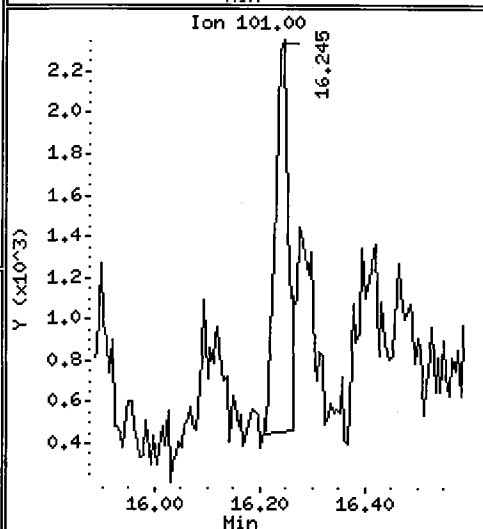
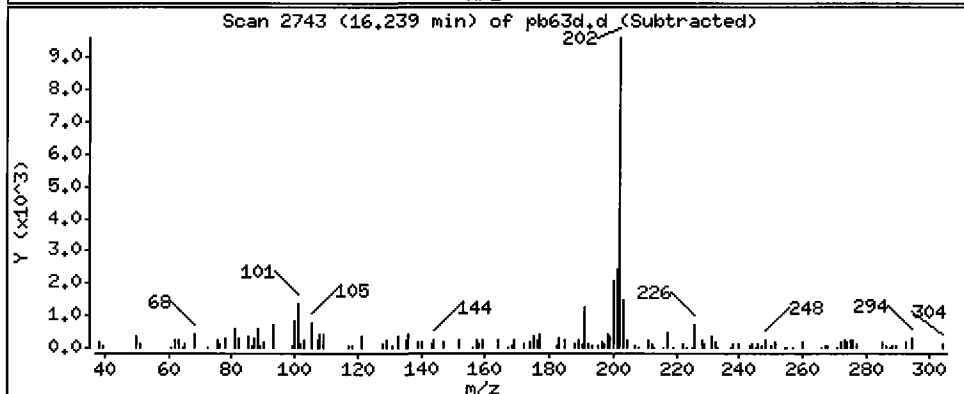
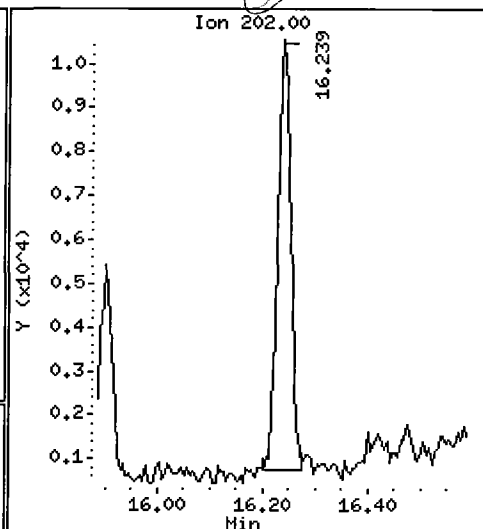
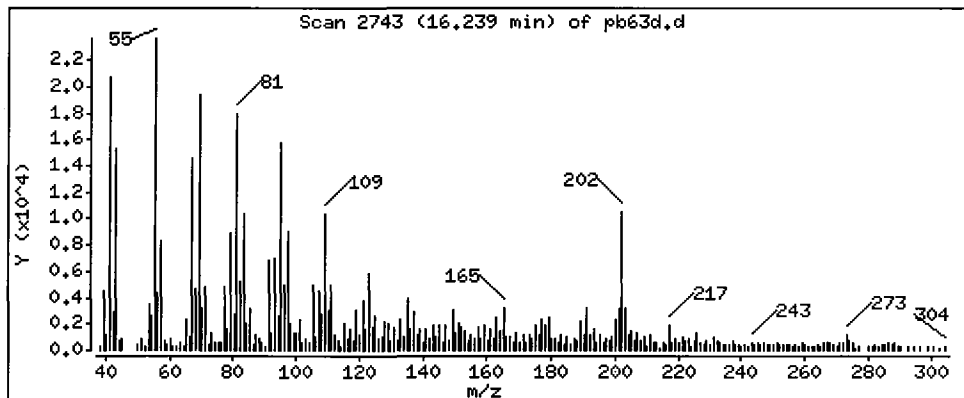
Column phase: ZB-5

Column diameter: 0.32

65 Pyrene

Concentration: 41.38 ug/kg

GLM



Date: 16-JUN-2009 15:10

Client ID: 3SED5-A

Instrument: nt6.i

Sample Info: PB63D,3

Volume Injected (uL): 1.0

Operator: LJR/VTS

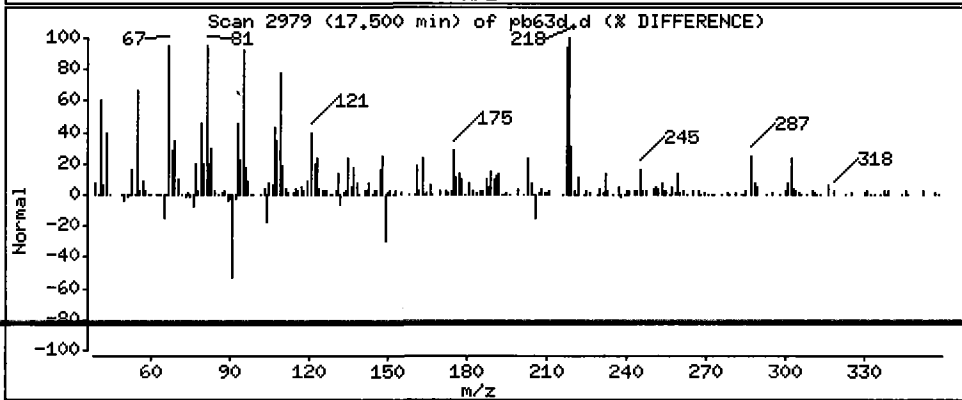
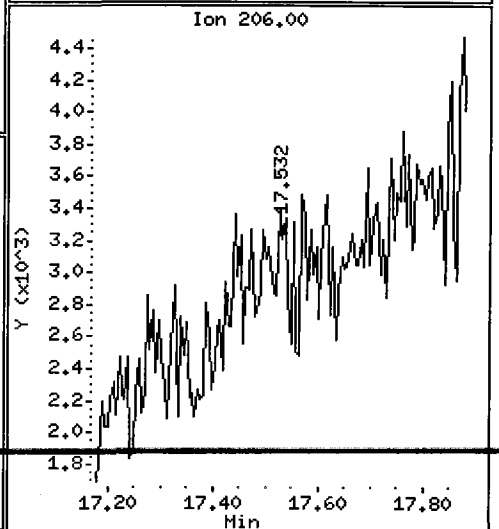
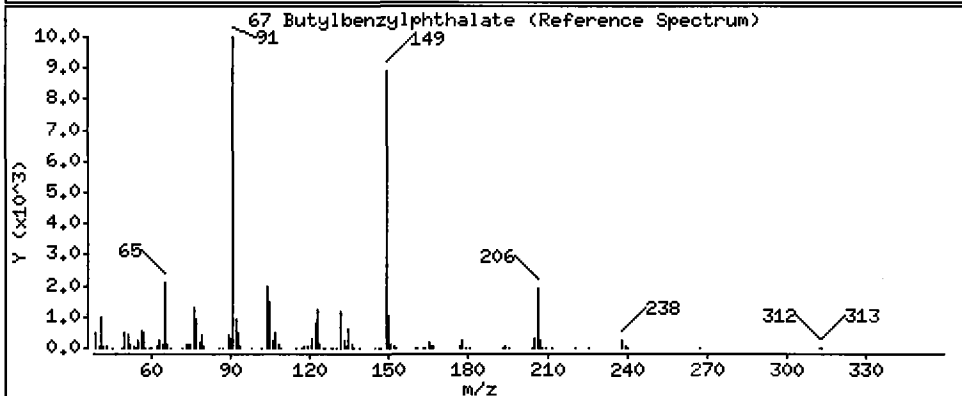
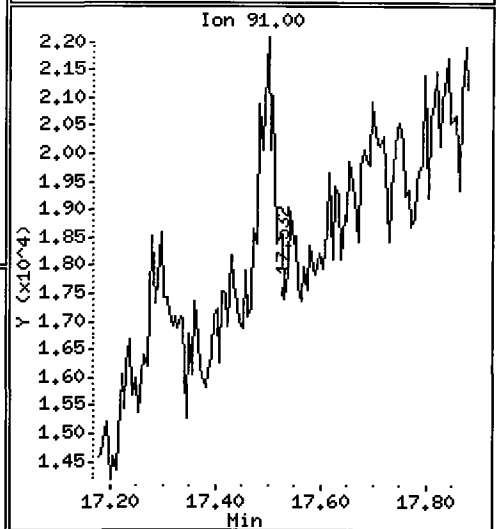
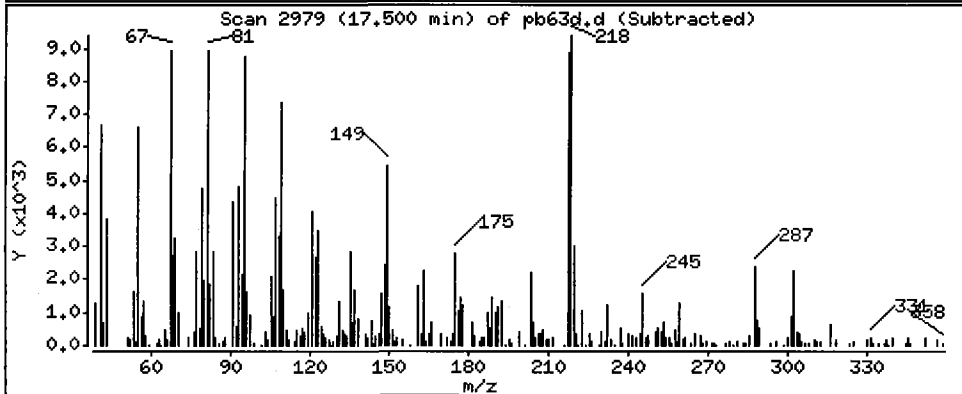
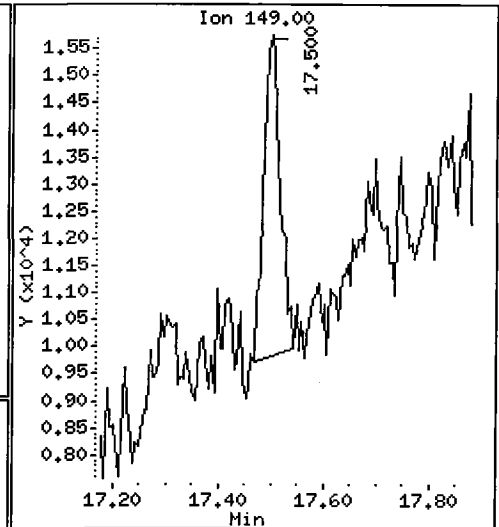
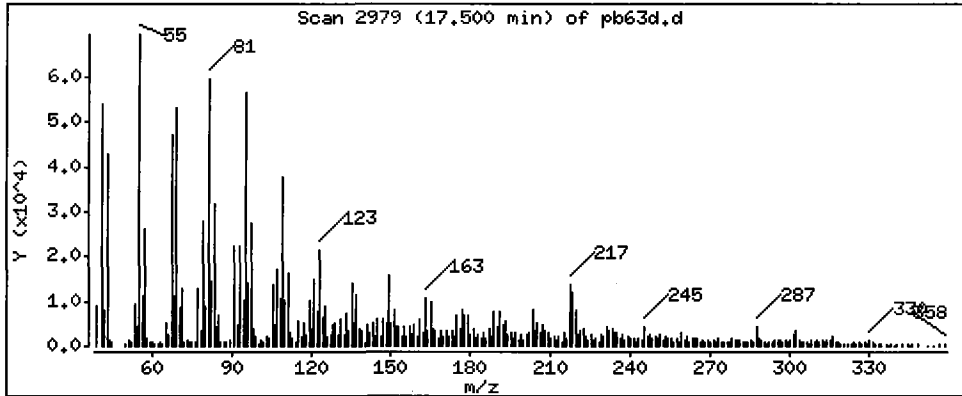
Column phase: ZB-5

Column diameter: 0.32

500

67 Butylbenzylphthalate

Concentration: 79.79 ug/kg



Date : 16-JUN-2009 15:10

Client ID: 3SED5-A

Instrument: nt6.i

Sample Info: PB63D,3

Volume Injected (uL): 1.0

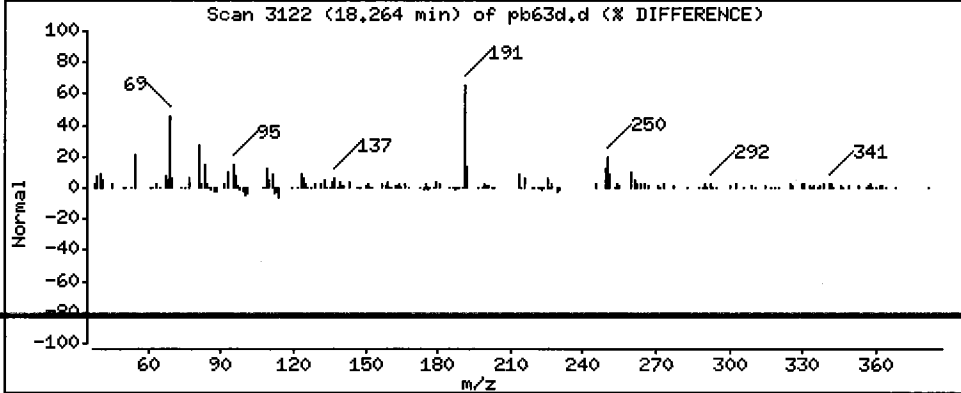
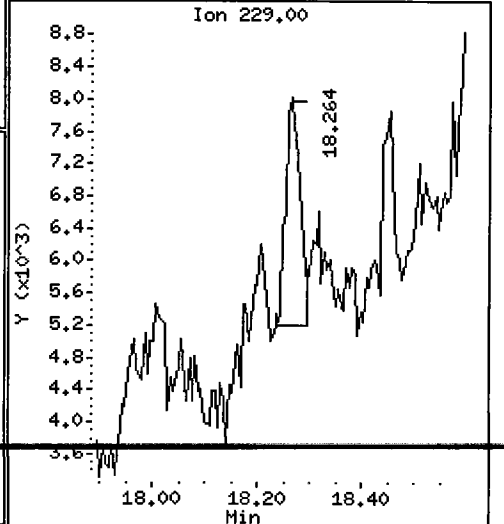
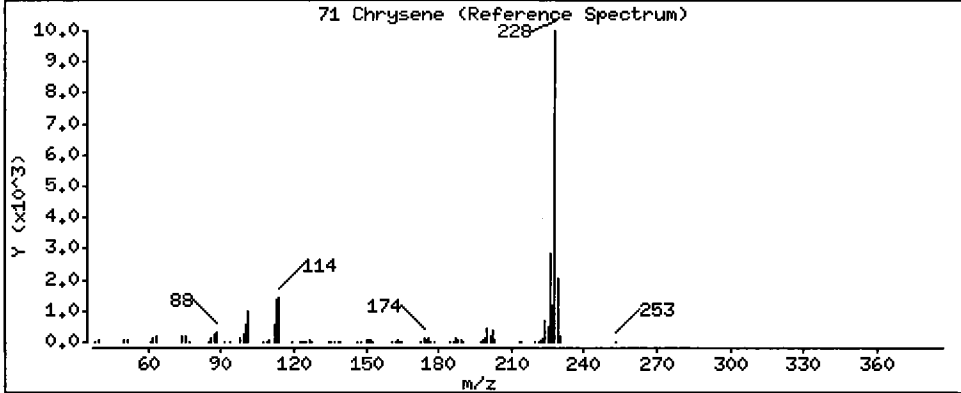
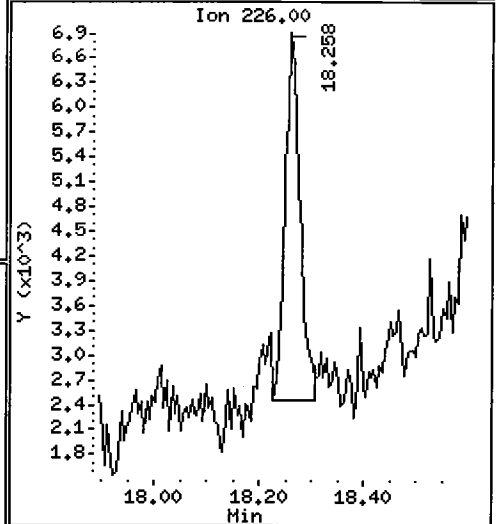
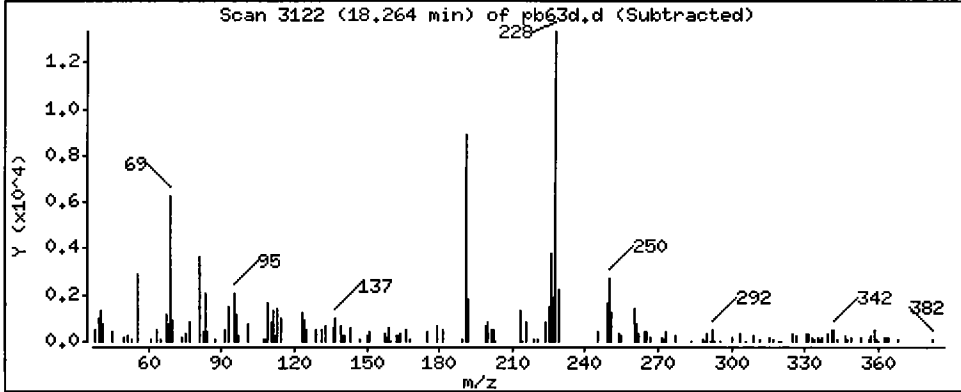
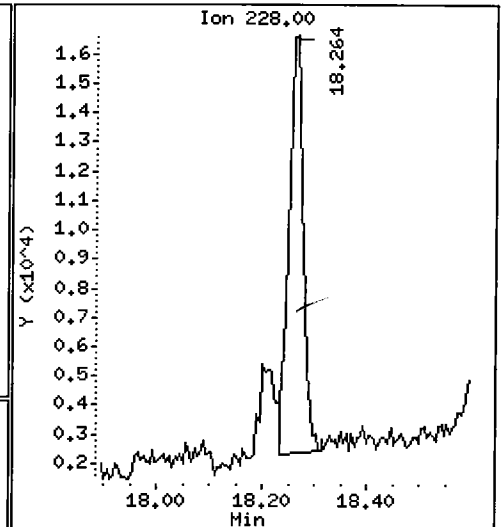
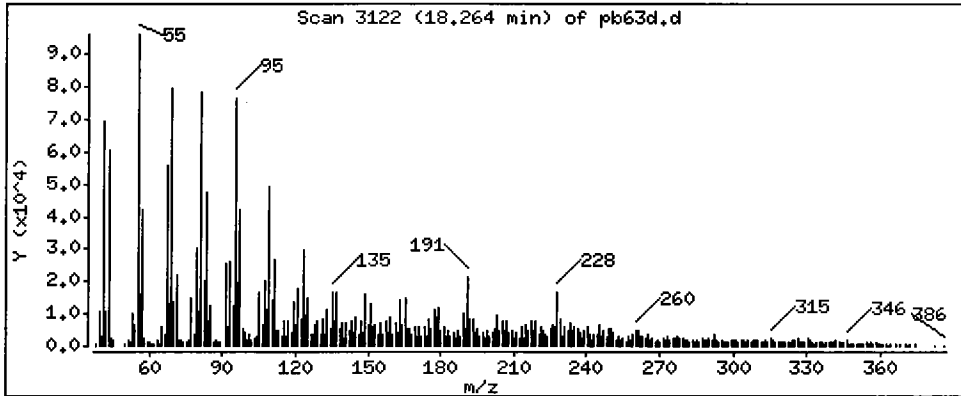
Operator: LJR/VTS

Column phase: ZB-5

Column diameter: 0.32

71 Chrysene

Concentration: 81.73 ug/kg



Date : 16-JUN-2009 15:10

Client ID: 3SED5-A

Instrument: nt6.i

Sample Info: PB63D,3

Volume Injected (uL): 1.0

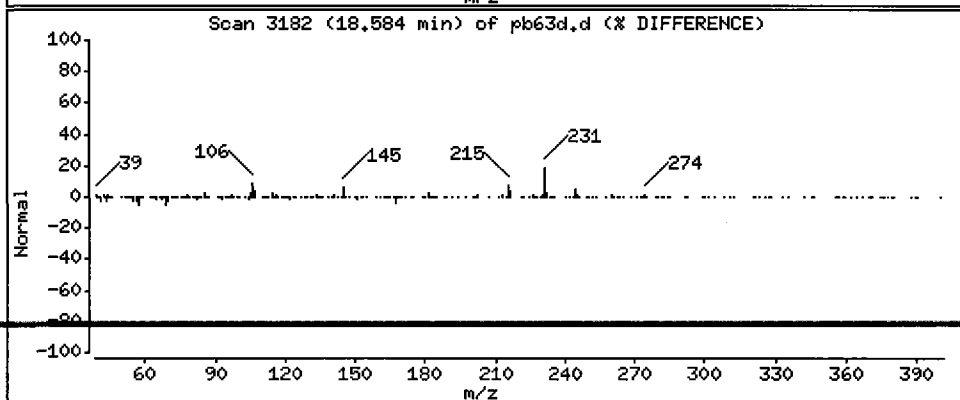
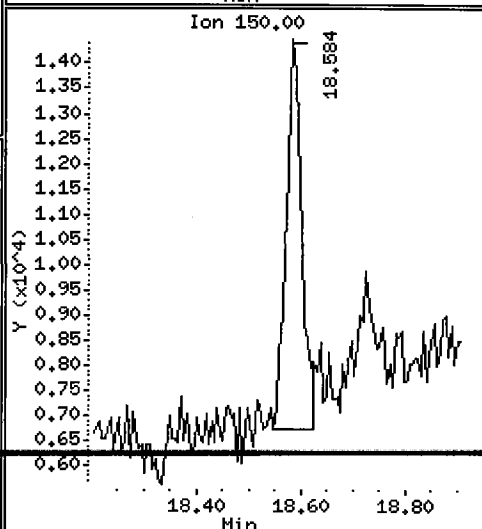
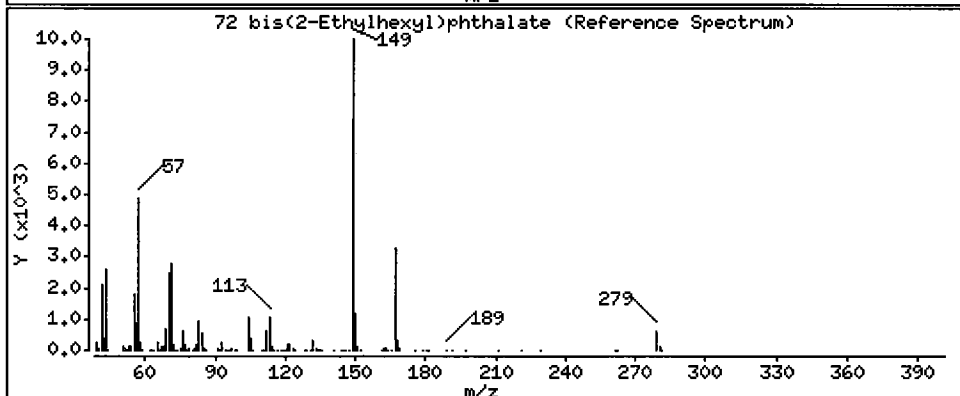
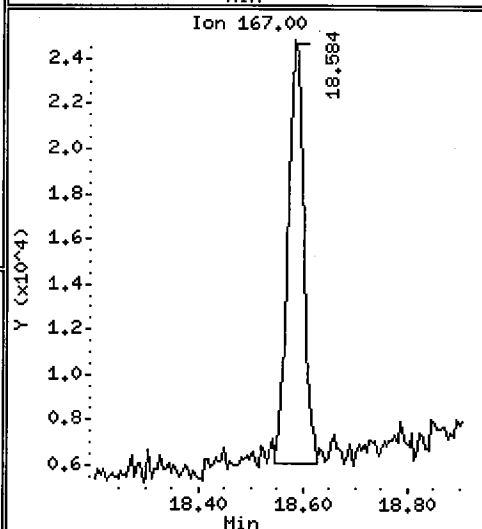
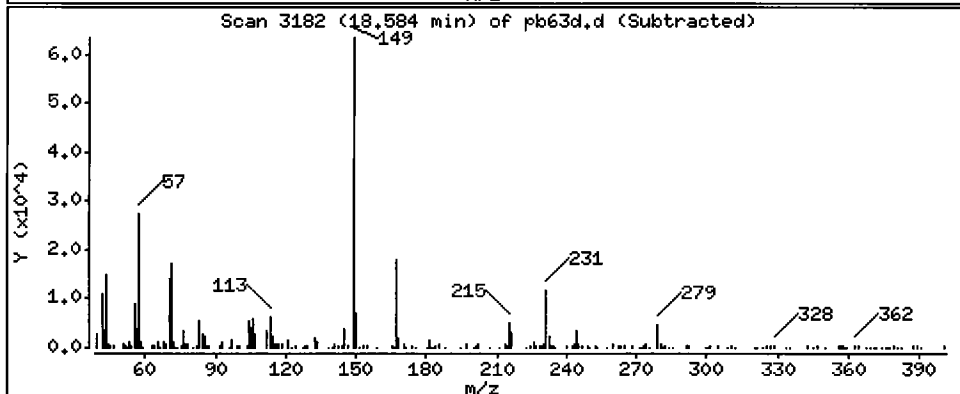
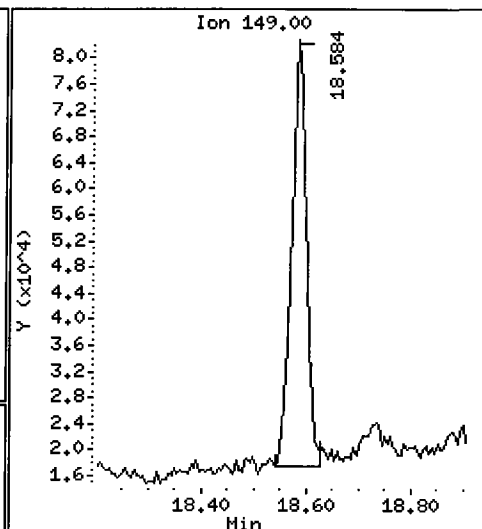
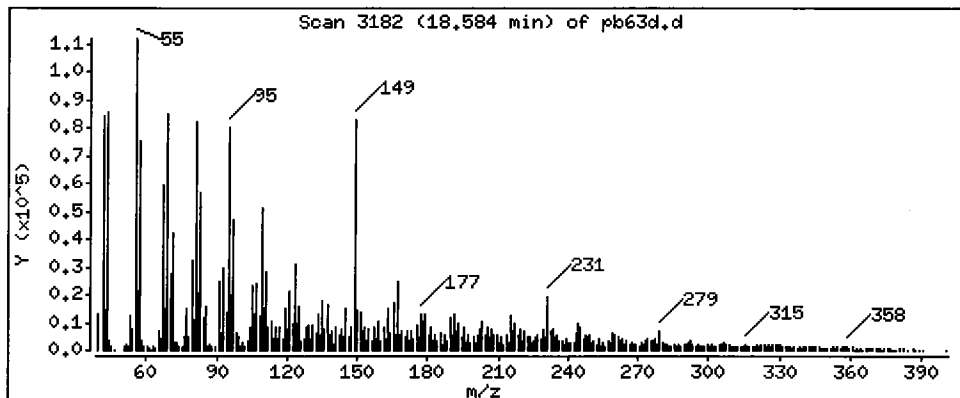
Operator: LJR/VTS

Column phase: ZB-5

Column diameter: 0.32

72 bis(2-Ethylhexyl)phthalate

Concentration: 582.5 ug/kg



ORGANICS ANALYSIS DATA SHEET

PSDDA Semivolatiles by SW8270D GC/MS

Page 1 of 2

**Sample ID: 3SED5-B
SAMPLE**

Lab Sample ID: PB63E

LIMS ID: 09-12946

Matrix: Sediment

Data Release Authorized: *AS*

Reported: 06/18/09

QC Report No: PB63-ENVIRONMENTAL SCIENCE CORP.

Project: JELD-WEN NORD DOOR

008.0228.00017

Date Sampled: 06/05/09

Date Received: 06/05/09

Date Extracted: 06/10/09

Date Analyzed: 06/16/09 15:43

Instrument/Analyst: NT6/LJR

GPC Cleanup: Yes

Sample Amount: 25.7 g-dry-wt

Final Extract Volume: 0.5 mL

Dilution Factor: 1.00

Percent Moisture: 35.1%

CAS Number	Analyte	RL	Result
108-95-2	Phenol	19	< 19 U
541-73-1	1,3-Dichlorobenzene	19	< 19 U
106-46-7	1,4-Dichlorobenzene	19	< 19 U
100-51-6	Benzyl Alcohol	19	< 19 U
95-50-1	1,2-Dichlorobenzene	19	< 19 U
95-48-7	2-Methylphenol	19	< 19 U
106-44-5	4-Methylphenol	19	< 19 U
67-72-1	Hexachloroethane	19	< 19 U
105-67-9	2,4-Dimethylphenol	19	< 19 U
65-85-0	Benzoic Acid	190	< 190 U
120-82-1	1,2,4-Trichlorobenzene	19	< 19 U
91-20-3	Naphthalene	19	< 19 U
87-68-3	Hexachlorobutadiene	19	< 19 U
91-57-6	2-Methylnaphthalene	19	< 19 U
131-11-3	Dimethylphthalate	19	< 19 U
208-96-8	Acenaphthylene	19	< 19 U
83-32-9	Acenaphthene	19	< 19 U
132-64-9	Dibenzofuran	19	< 19 U
84-66-2	Diethylphthalate	19	42
86-73-7	Fluorene	19	< 19 U
86-30-6	N-Nitrosodiphenylamine	19	< 19 U
118-74-1	Hexachlorobenzene	19	< 19 U
87-86-5	Pentachlorophenol	97	< 97 U
85-01-8	Phenanthrene	19	22
120-12-7	Anthracene	19	< 19 U
84-74-2	Di-n-Butylphthalate	19	14 J
206-44-0	Fluoranthene	19	130
129-00-0	Pyrene	19	72
85-68-7	Butylbenzylphthalate	19	< 19 U
56-55-3	Benzo (a) anthracene	19	24
117-81-7	bis (2-Ethylhexyl) phthalate	19	41
218-01-9	Chrysene	19	49
117-84-0	Di-n-Octyl phthalate	19	< 19 U
205-99-2	Benzo (b) fluoranthene	19	29
207-08-9	Benzo (k) fluoranthene	19	29
50-32-8	Benzo (a) pyrene	19	20
193-39-5	Indeno (1,2,3-cd) pyrene	19	< 19 U

ORGANICS ANALYSIS DATA SHEET
PSDDA Semivolatiles by SW8270D GC/MS
 Page 2 of 2

Sample ID: 3SED5-B
SAMPLE

Lab Sample ID: PB63E
 LIMS ID: 09-12946
 Matrix: Sediment
 Date Analyzed: 06/16/09 15:43

QC Report No: PB63-ENVIROMENTAL SCIENCE CORP.
 Project: JELD-WEN NORD DOOR
 008.0228.00017

CAS Number	Analyte	RL	Result
53-70-3	Dibenz (a,h) anthracene	19	< 19 U
191-24-2	Benzo (g,h,i) perylene	19	9.9 J
90-12-0	1-Methylnaphthalene	19	< 19 U

Reported in µg/kg (ppb)

Semivolatile Surrogate Recovery

d5-Nitrobenzene	61.2%	2-Fluorobiphenyl	72.4%
d14-p-Terphenyl	70.0%	d4-1,2-Dichlorobenzene	54.0%
d5-Phenol	65.6%	2-Fluorophenol	63.5%
2,4,6-Tribromophenol	73.1%	d4-2-Chlorophenol	65.1%

Analytical Resources, Inc.

Semivolatiles Report SW846 Method 8270D

Data file : /chem1/nt6.i/20090616.b/pb63e.d
 Lab Smp Id: PB63E Client Smp ID: 3SED5-B
 Inj Date : 16-JUN-2009 15:43
 Operator : LJR/VTS Inst ID: nt6.i
 Smp Info : PB63E
 Misc Info : 09-12946
 Comment : 1ul Injection
 Method : /chem1/nt6.i/20090616.b/SW846.m
 Meth Date : 17-Jun-2009 11:06 jeff Quant Type: ISTD
 Cal Date : 11-JUN-2009 14:21 Cal File: 0050611a.d
 Als bottle: 8
 Dil Factor: 1.00000
 Integrator: HP RTE Compound Sublist: PSDDA.sub
 Target Version: 3.50

LJR
6/17/09

Concentration Formula: Amt * DF * Vt / (Ws * (100 - M) / 100) * CpndVariable

Name	Value	Description
DF	1.00000	Dilution Factor
Vt	500.00000	Volume of final extract (uL)
Ws	39.60000	Weight of sample extracted (g)
M	35.10000	% Moisture

Cpnd Variable

Local Compound Variable

Compounds	QUANT SIG	RT	EXP RT	REL RT	RESPONSE	CONCENTRATIONS	
						ON-COLUMN (ug/mL)	FINAL (ug/kg)
\$ 1 2-Fluorophenol	112	4.692	4.638	(0.696)	192710	23.8466	463.9
\$ 2 Phenol-d5	99	6.492	6.428	(0.963)	267261	24.6277	479.1
3 Phenol	94	Compound Not Detected.					
\$ 5 2-Chlorophenol-d4	132	6.465	6.438	(0.959)	161601	24.4374	475.4
4 Bis(2-Chloroethyl)ether	93	Compound Not Detected.					
6 2-Chlorophenol	128	Compound Not Detected.					
7 1,3-Dichlorobenzene	146	Compound Not Detected.					
* 8 1,4-Dichlorobenzene-d4	152	6.743	6.732	(1.000)	98021	20.0000	
9 1,4-Dichlorobenzene	146	Compound Not Detected.					
\$ 10 1,2-Dichlorobenzene-d4	152	7.042	7.036	(1.044)	65929	13.5074	262.8
12 1,2-Dichlorobenzene	146	Compound Not Detected.					
11 Benzyl alcohol	108	Compound Not Detected.					
14 2,2'-oxybis(1-Chloropropane)	45	Compound Not Detected.					
13 2-Methylphenol	108	Compound Not Detected.					
17 Hexachloroethane	117	Compound Not Detected.					

Compounds	QUANT SIG MASS	RT	EXP RT	REL RT	RESPONSE	CONCENTRATIONS	
						ON-COLUMN (ug/mL)	FINAL (ug/kg)
16 N-Nitroso-di-n-propylamine	70						
15 4-Methylphenol	108						
\$ 18 Nitrobenzene-d5	82	7.704	7.704	(0.875)	161301	15.3298	298.2
19 Nitrobenzene	77						
20 Isophorone	82						
21 2-Nitrophenol	139						
22 2,4-Dimethylphenol	107						
23 Bis(2-Chloroethoxy)methane	93						
24 Benzoic acid	105						
25 2,4-Dichlorophenol	162						
26 1,2,4-Trichlorobenzene	180						
* 27 Naphthalene-d8	136	8.804	8.804	(1.000)	342608	20.0000	
28 Naphthalene	128						
29 4-Chloroaniline	127						
30 Hexachlorobutadiene	225						
31 4-Chloro-3-methylphenol	107						
32 2-Methylnaphthalene	141						
33 Hexachlorocyclopentadiene	237						
34 2,4,6-Trichlorophenol	196						
35 2,4,5-Trichlorophenol	196						
\$ 36 2-Fluorobiphenyl	172	10.626	10.626	(0.913)	255328	18.1431	353.0
37 2-Chloronaphthalene	162						
38 2-Nitroaniline	65						
39 Dimethylphthalate	163						
40 Acenaphthylene	152						
41 2,6-Dinitrotoluene	165						
* 42 Acenaphthene-d10	164	11.640	11.635	(1.000)	189465	20.0000	
43 3-Nitroaniline	138						
44 Acenaphthene	153						
45 2,4-Dinitrophenol	184						
46 Dibenzofuran	168						
47 4-Nitrophenol	109						
48 2,4-Dinitrotoluene	165						
50 Diethylphthalate	149	12.532	12.543	(1.077)	27256	2.16640	42.15
49 Fluorene	166						
51 4-Chlorophenyl-phenylether	204						
52 4-Nitroaniline	138						
53 4,6-Dinitro-2-methylphenol	198						
54 N-Nitrosodiphenylamine	169						
\$ 55 2,4,6-Tribromophenol	330	12.922	12.917	(1.110)	49444	27.3695	532.5
56 4-Bromophenyl-phenylether	248						
57 Hexachlorobenzene	284						
58 Pentachlorophenol	266						
* 59 Phenanthrene-d10	188	13.969	13.964	(1.000)	275469	20.0000	
60 Phenanthrene	178	14.001	14.001	(1.002)	20054	1.14695	22.31
61 Anthracene	178						
62 Carbazole	167						

Compounds	QUANT SIG				CONCENTRATIONS			
	MASS	RT	EXP RT	REL RT	RESPONSE	ON-COLUMN (ug/mL)	FINAL (ug/kg)	
63 Di-n-butylphthalate	149	15.176	15.165	(1.086)	12942	0.74262 LDL	14.45	
64 Fluoranthene	202	15.908	15.903	(1.139)	122066	6.83813	133.0	
65 Pyrene	202	16.244	16.239	(0.892)	93329	3.73362	72.64	
\$ 66 Terphenyl-d14	244	16.624	16.613	(0.912)	282332	17.5187	340.8	
67 Butylbenzylphthalate	149	Compound Not Detected.						
68 Benzo(a)anthracene	228	18.199	18.183	(0.999)	27503	1.23497	24.03	
* 69 Chrysene-d12	240	18.221	18.210	(1.000)	301735	20.0000		
70 3,3'-Dichlorobenzidine	252	Compound Not Detected.						
71 Chrysene	228	18.253	18.247	(1.002)	53907	2.52801	49.18	
72 bis(2-Ethylhexyl)phthalate	149	18.568	18.557	(0.952)	30088	2.12759	41.39	
* 134 Di-n-octylphthalate-d4	153	19.497	19.486	(1.000)	455967	20.0000		
73 Di-n-octylphthalate	149	Compound Not Detected.						
74 Benzo(b)fluoranthene	252	19.834	19.812	(0.975)	59212	2.92741	56.95 1.444	
75 Benzo(k)fluoranthene	252	19.834	19.844	(0.975)	59212	2.85014	55.45 1.444	
76 Benzo(a)pyrene	252	20.266	20.245	(0.996)	18784	1.02589	19.96	
* 77 Perylene-d12	264	20.352	20.325	(1.000)	279121	20.0000		
78 Indeno(1,2,3-cd)pyrene	276	Compound Not Detected.						
79 Dibenzo(a,h)anthracene	278	Compound Not Detected.						
80 Benzo(g,h,i)perylene	276	21.986	21.954	(1.080)	10897	0.51083 LDL	9.938	
90 N-Nitrosodimethylamine	74	Compound Not Detected.						
91 Aniline	93	Compound Not Detected.						
93 Benzidine	184	Compound Not Detected.						
103 Pyridine	79	Compound Not Detected.						
105 1-methylnaphthalene	141	Compound Not Detected.						
111 Azobenzene (1,2-DP-Hydrazine)	77	Compound Not Detected.						

Analytical Resources, Inc.

INTERNAL STANDARD COMPOUNDS
 AREA AND RT SUMMARY

Instrument ID: nt6.i	Calibration Date: 16-JUN-2009
Lab File ID: pb63e.d	Calibration Time: 11:54
Lab Smp Id: PB63E	Client Smp ID: 3SED5-B
Analysis Type: SV	Level: LOW
Quant Type: ISTD	Sample Type: Sediment
Operator: LJR/VTS	
Method File: /chem1/nt6.i/20090616.b/SW846.m	
Misc Info: 09-12946	

Test Mode: Use Initial Calibration Level 4.

COMPOUND	STANDARD	AREA LIMIT		SAMPLE	%DIFF
		LOWER	UPPER		
8 1,4-Dichlorobenze	112389	56194	224778	98021	-12.78
27 Naphthalene-d8	384492	192246	768984	342608	-10.89
42 Acenaphthene-d10	217478	108739	434956	189465	-12.88
59 Phenanthrene-d10	336594	168297	673188	275469	-18.16
69 Chrysene-d12	247160	123580	494320	301735	22.08
134 Di-n-octylphthala	347036	173518	694072	455967	31.39
77 Perylene-d12	232938	116469	465876	279121	19.83

COMPOUND	STANDARD	RT LIMIT		SAMPLE	%DIFF
		LOWER	UPPER		
8 1,4-Dichlorobenze	6.73	6.23	7.23	6.74	0.16
27 Naphthalene-d8	8.80	8.30	9.30	8.80	0.00
42 Acenaphthene-d10	11.64	11.14	12.14	11.64	0.05
59 Phenanthrene-d10	13.96	13.46	14.46	13.97	0.04
69 Chrysene-d12	18.21	17.71	18.71	18.22	0.06
134 Di-n-octylphthala	19.49	18.99	19.99	19.50	0.05
77 Perylene-d12	20.32	19.82	20.82	20.35	0.13

AREA UPPER LIMIT = +100% of internal standard area.
 AREA LOWER LIMIT = - 50% of internal standard area.
 RT UPPER LIMIT = + 0.50 minutes of internal standard RT.
 RT LOWER LIMIT = - 0.50 minutes of internal standard RT.

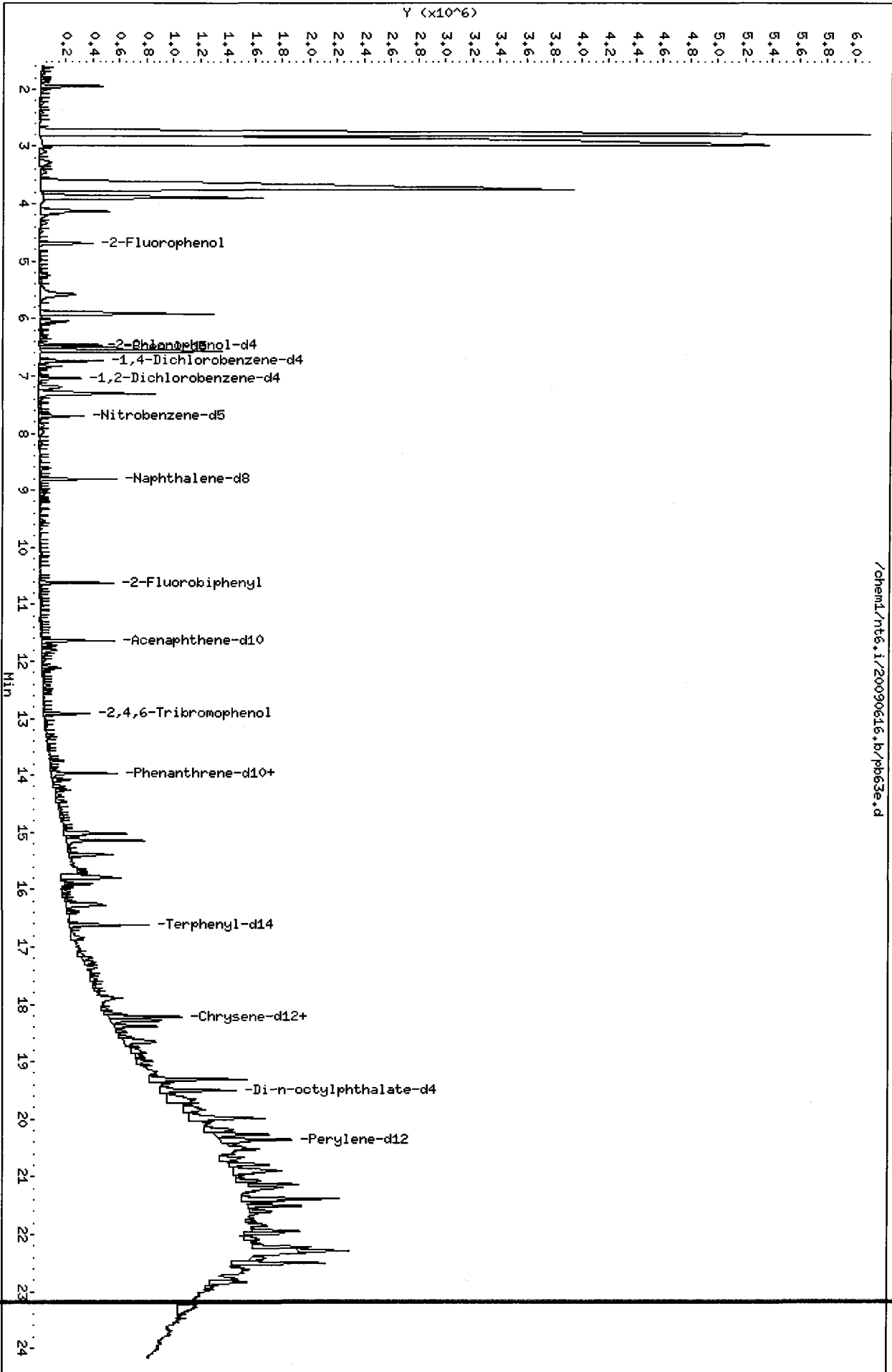
Analytical Resources, Inc.

RECOVERY REPORT

Client Name: ESC Client SDG: PB63
 Sample Matrix: SOLID Fraction: SV
 Lab Smp Id: PB63E Client Smp ID: 3SED5-B
 Level: LOW Operator: LJR/VTS
 Data Type: MS DATA SampleType: SAMPLE
 SpikeList File: PSDDALCS.spk Quant Type: ISTD
 Sublist File: PSDDA.sub
 Method File: /chem1/nt6.i/20090616.b/SW846.m
 Misc Info: 09-12946

SURROGATE COMPOUND	CONC ADDED ug/kg	CONC RECOVERED ug/kg	% RECOVERED	LIMITS
\$ 1 2-Fluorophenol	729.6	463.9	63.59	21-100
\$ 2 Phenol-d5	729.6	479.1	65.67	10-100
\$ 5 2-Chlorophenol-d4	729.6	475.4	65.17	30-100
\$ 10 1,2-Dichlorobenzen	486.4	262.8	54.03	24-100
\$ 18 Nitrobenzene-d5	486.4	298.2	61.32	26-100
\$ 36 2-Fluorobiphenyl	486.4	353.0	72.57	32-100
\$ 55 2,4,6-Tribromophen	729.6	532.5	72.99	33-118
\$ 66 Terphenyl-d14	486.4	340.8	70.07	21-97

/chem1/nt6.i/20090616.b/pb63e.d



Date : 16-JUN-2009 15:43

Client ID: 3SED5-B

Instrument: nt6.i

Sample Info: PB63E

Volume Injected (uL): 1.0

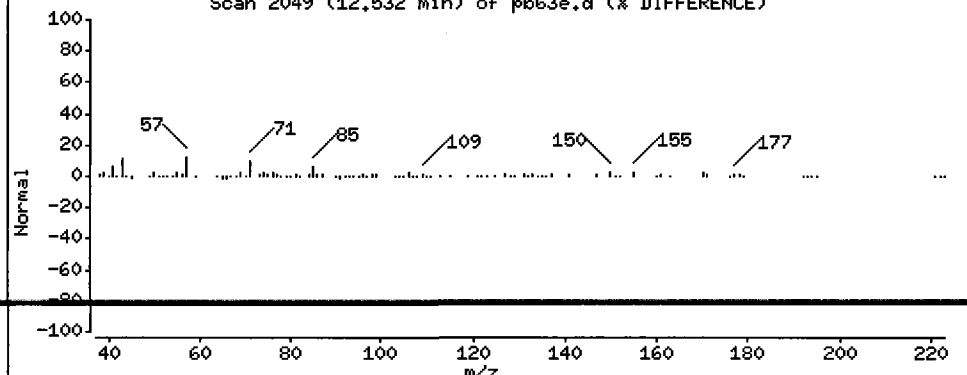
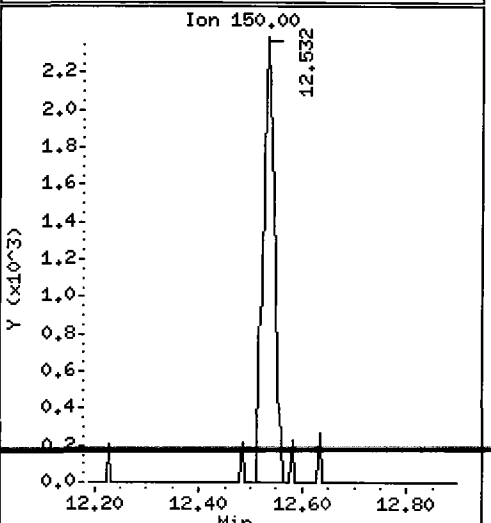
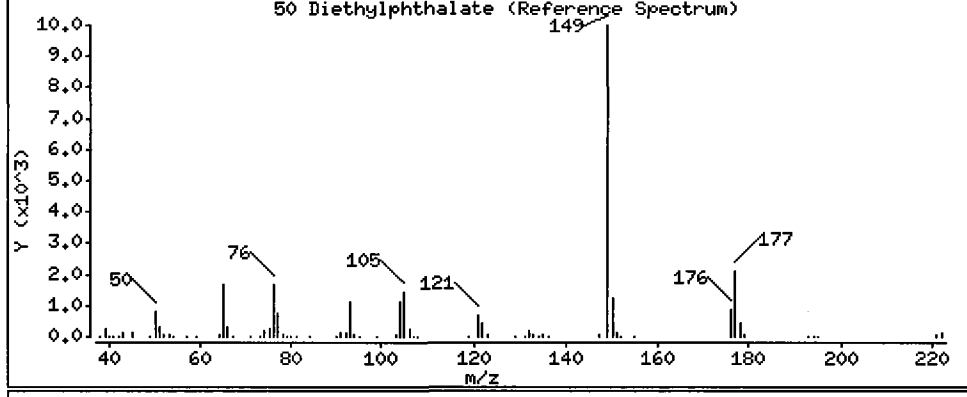
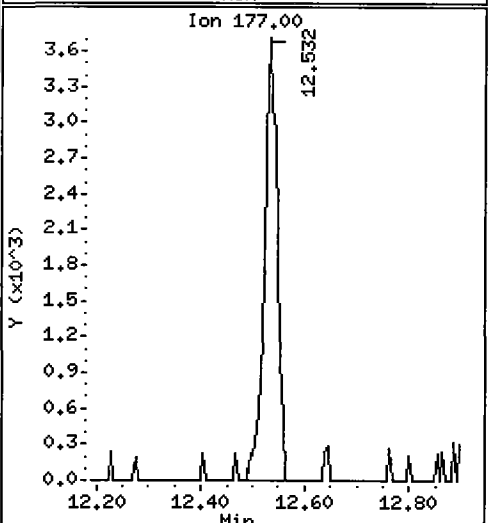
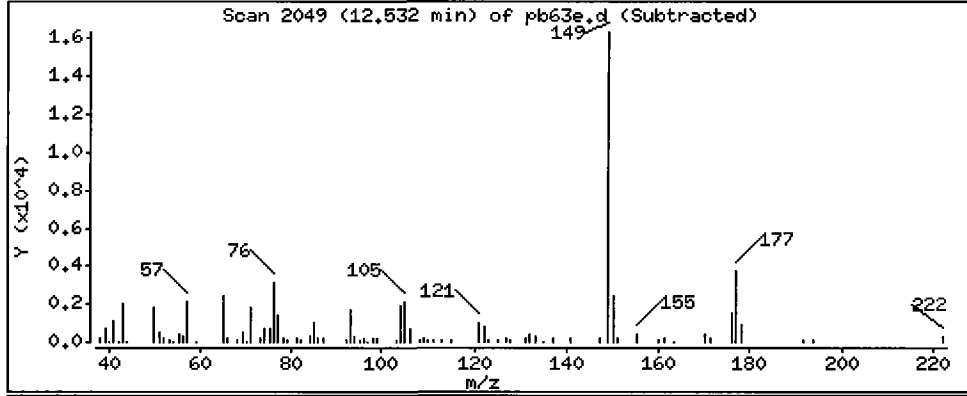
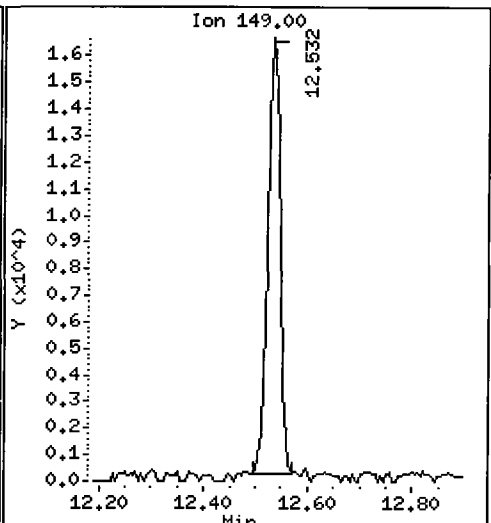
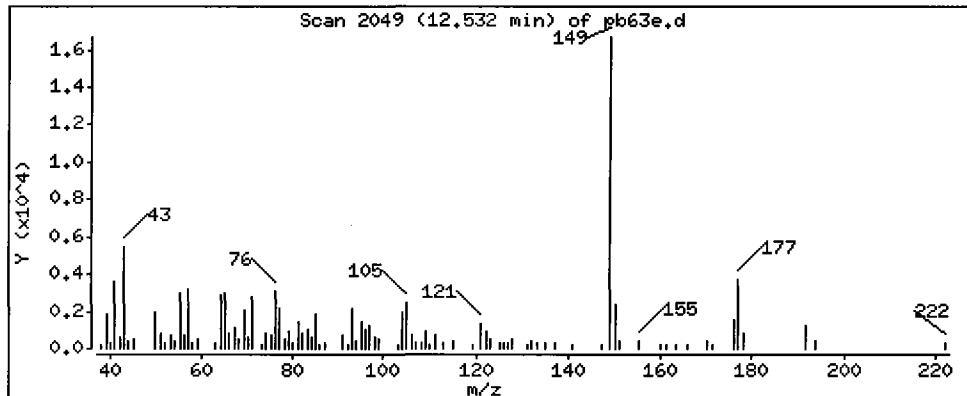
Operator: LJR/VTS

Column phase: ZB-5

Column diameter: 0.32

50 Diethylphthalate

Concentration: 42.15 ug/kg



Date: 16-JUN-2009 15:43

Client ID: 3SED5-B

Instrument: nt6.i

Sample Info: PB63E

Volume Injected (uL): 1.0

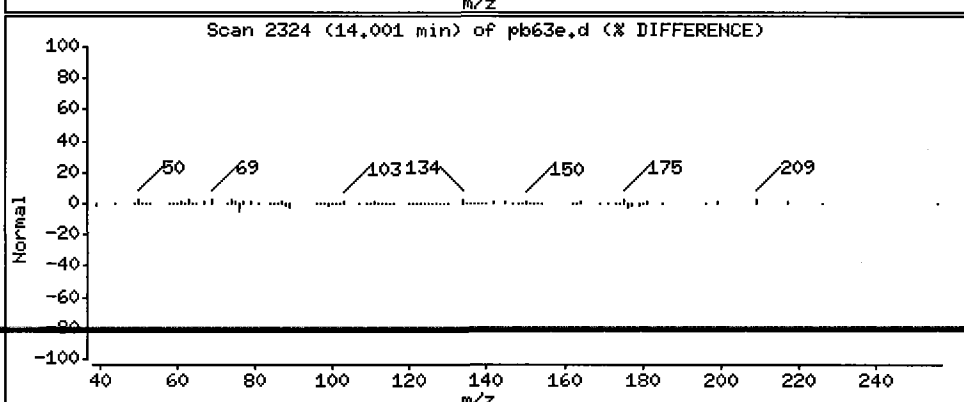
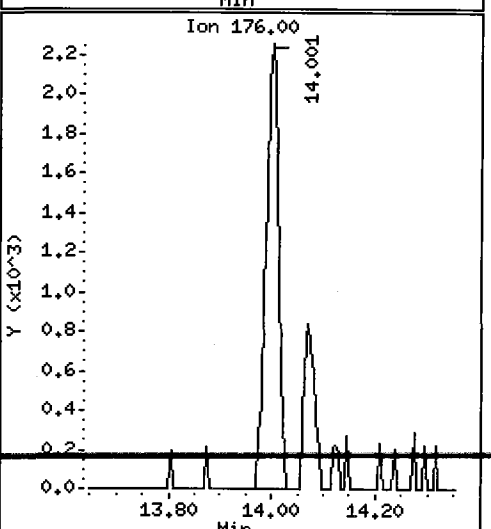
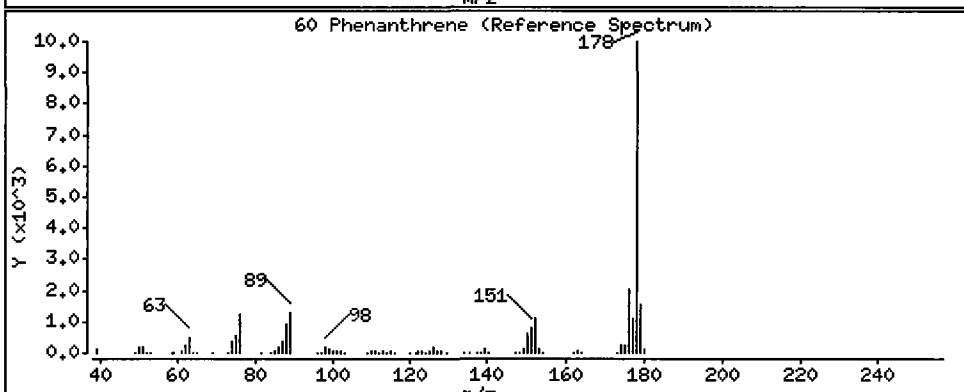
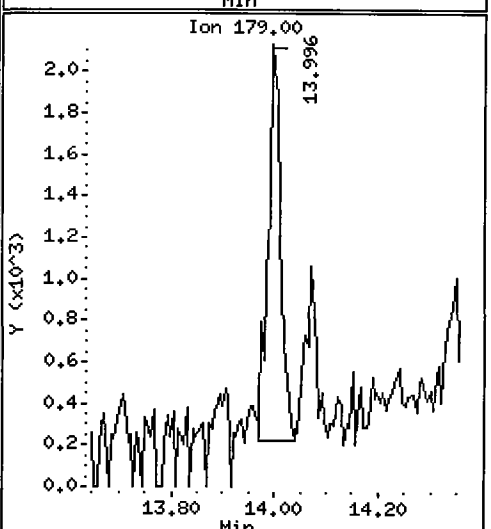
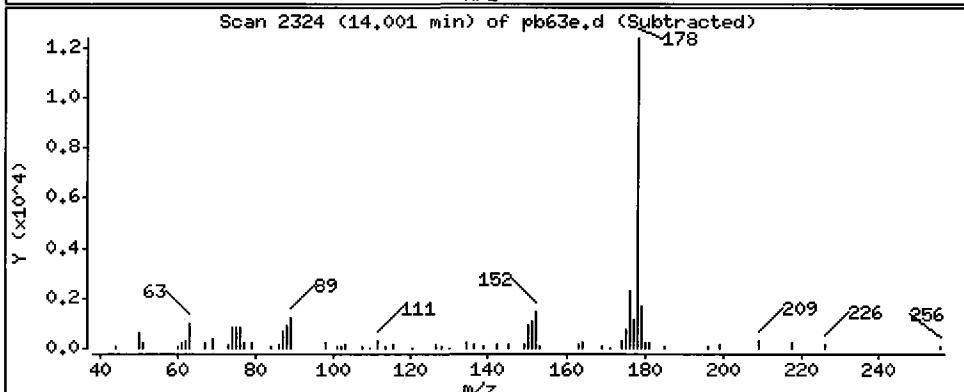
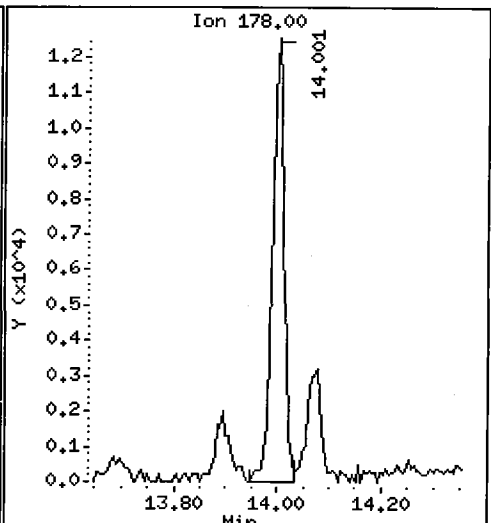
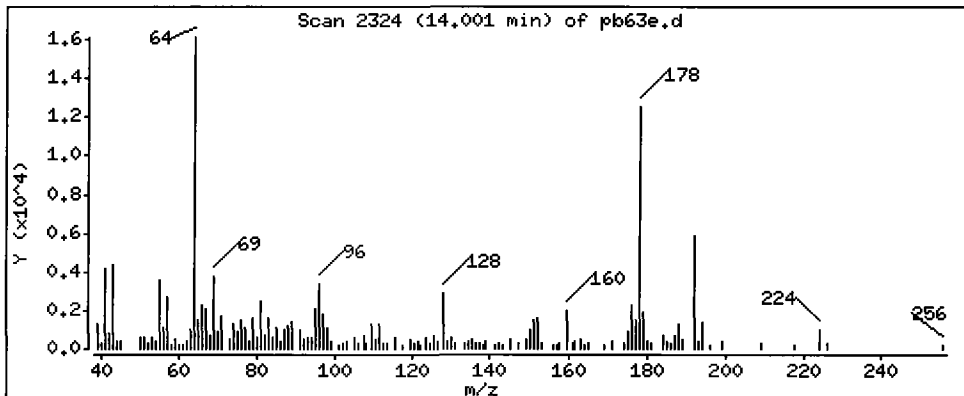
Operator: LJR/VTS

Column phase: ZB-5

Column diameter: 0.32

60 Phenanthrene

Concentration: 22.31 ug/kg



Date: 16-JUN-2009 15:43

Client ID: 3SED5-B

Instrument: nt6.i

Sample Info: PB63E

Volume Injected (uL): 1.0

Operator: LJR/VTS

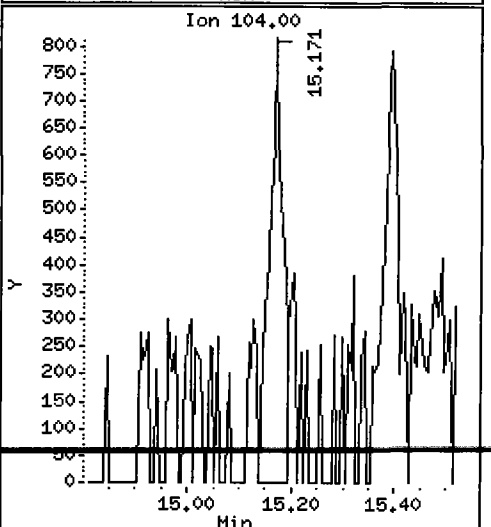
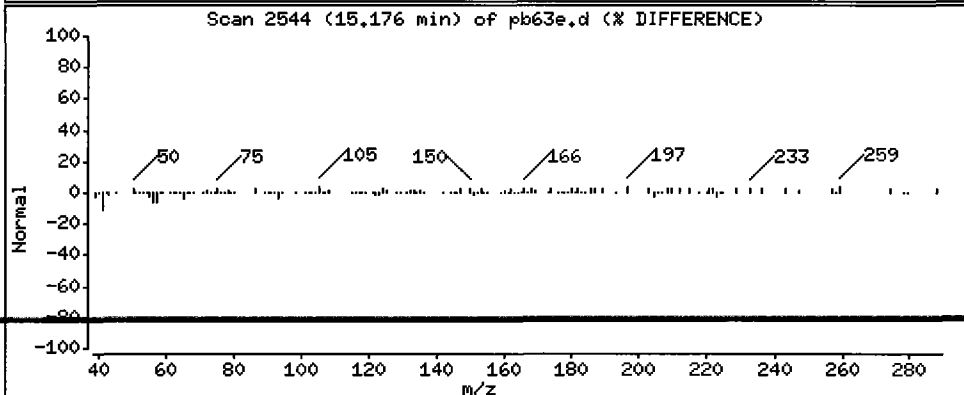
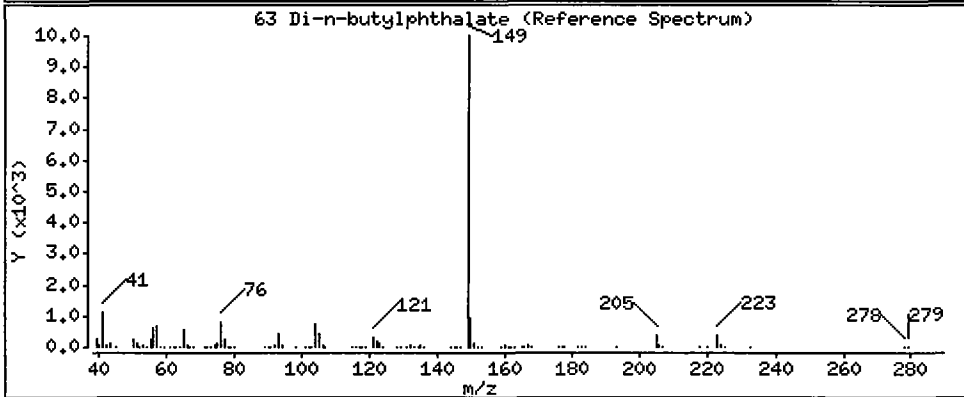
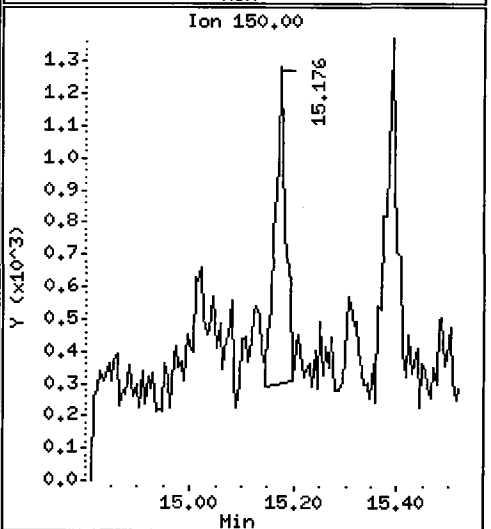
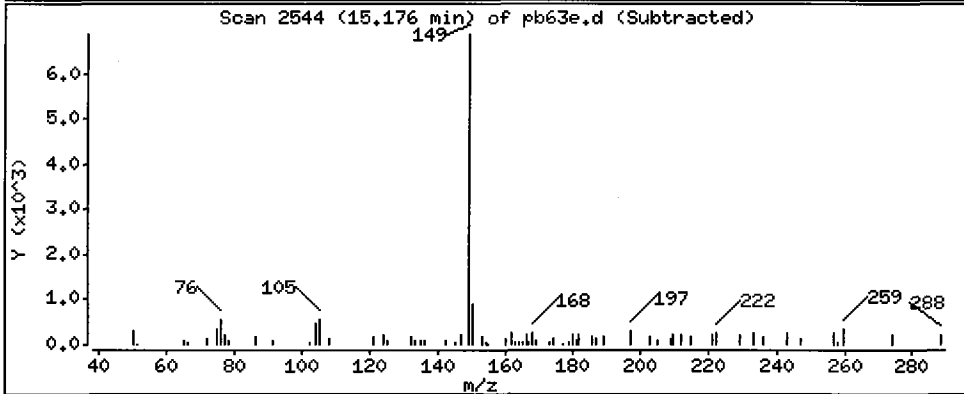
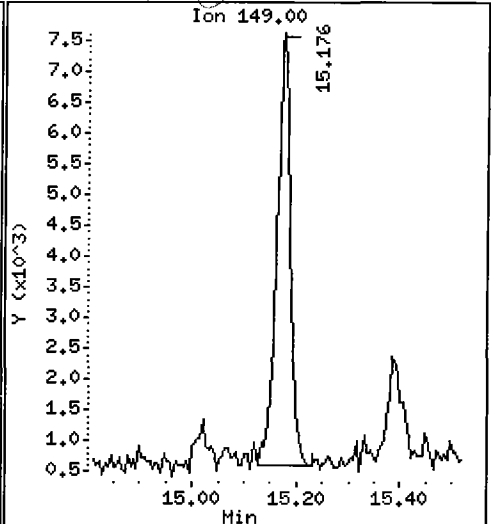
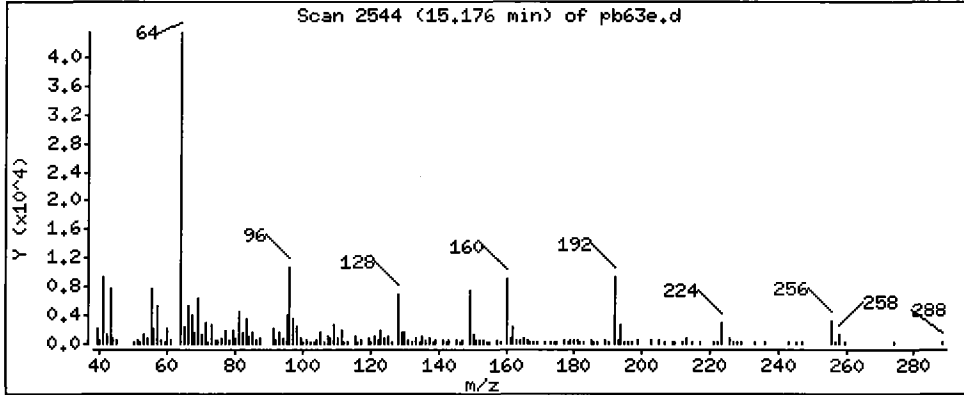
Column phase: ZB-5

Column diameter: 0.32

63 Di-n-butylphthalate

Concentration: 14.45 ug/kg

Guai



Date : 16-JUN-2009 15:43

Client ID: 3SED5-B

Instrument: nt6.i

Sample Info: PB63E

Volume Injected (uL): 1.0

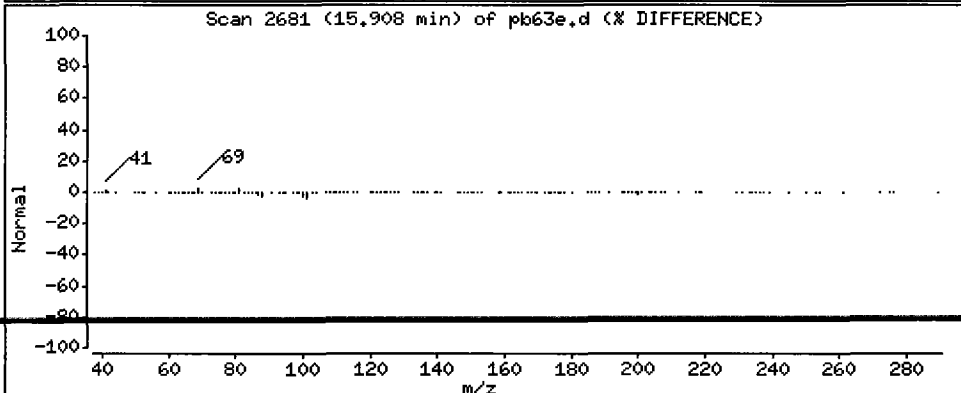
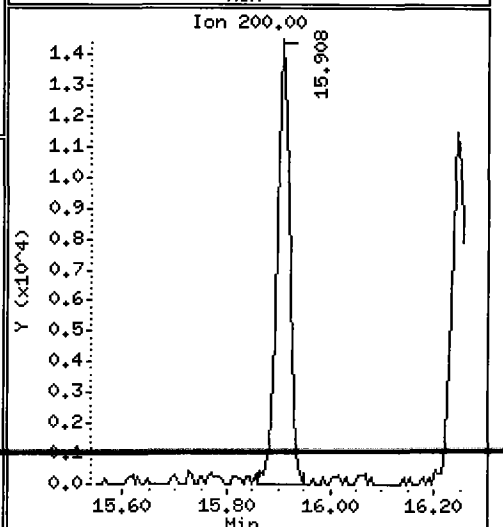
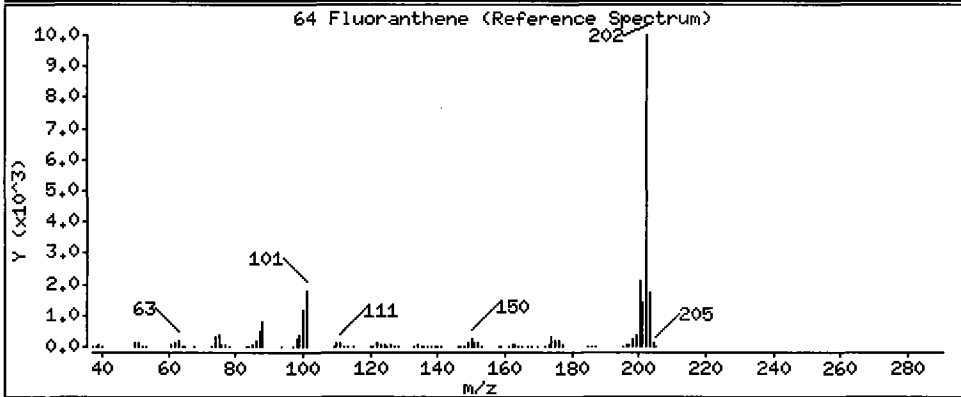
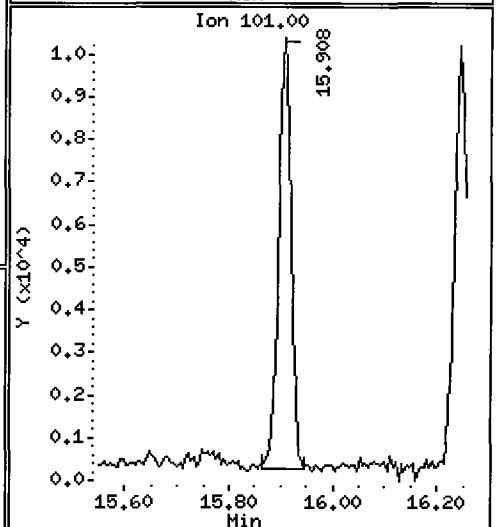
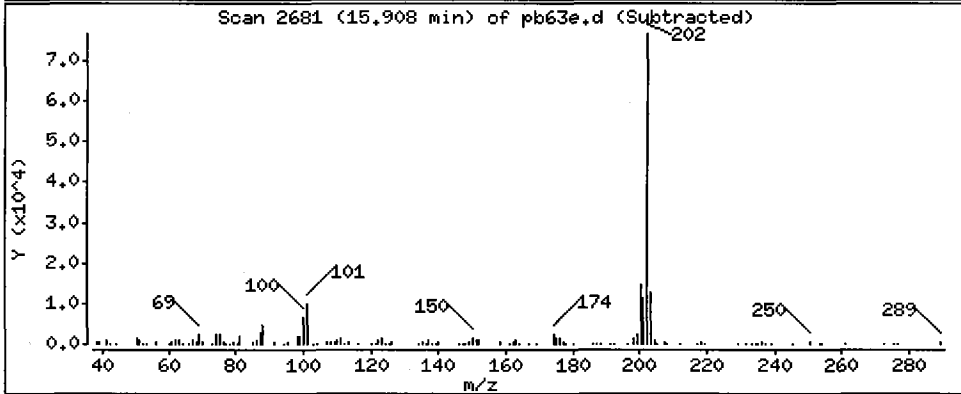
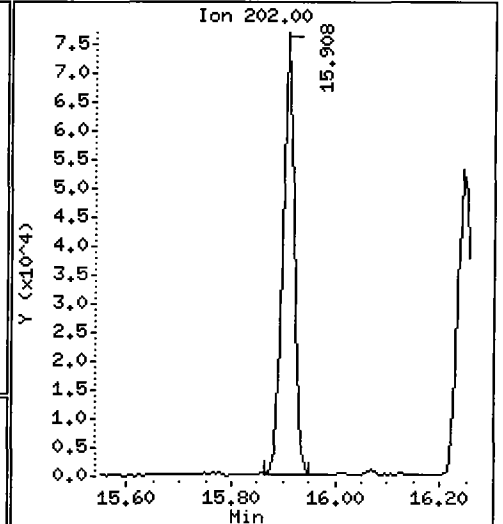
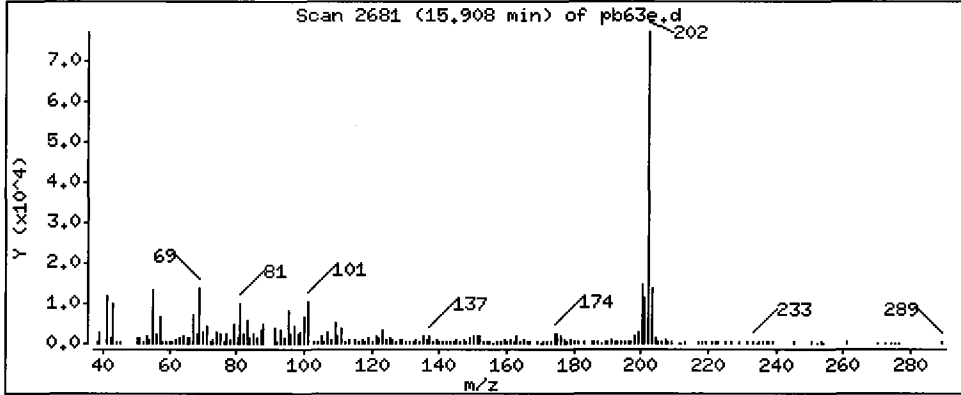
Operator: LJR/VTS

Column phase: ZB-5

Column diameter: 0.32

64 Fluoranthene

Concentration: 133.0 ug/kg



Date : 16-JUN-2009 15:43

Client ID: 3SED5-B

Instrument: nt6.i

Sample Info: PB63E

Volume Injected (uL): 1.0

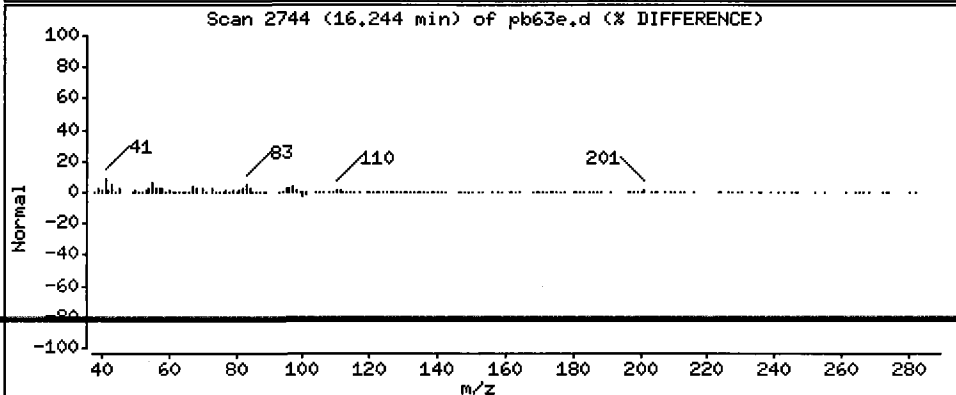
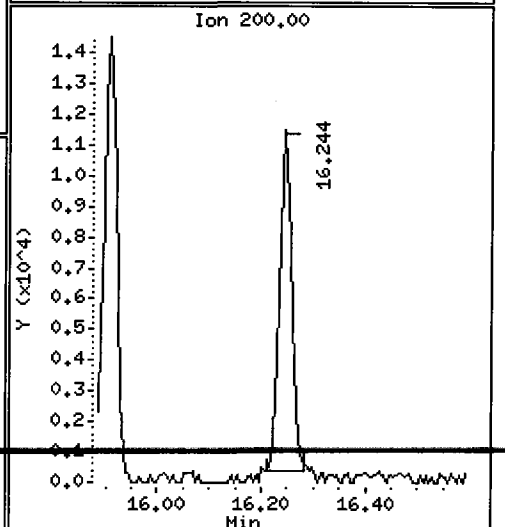
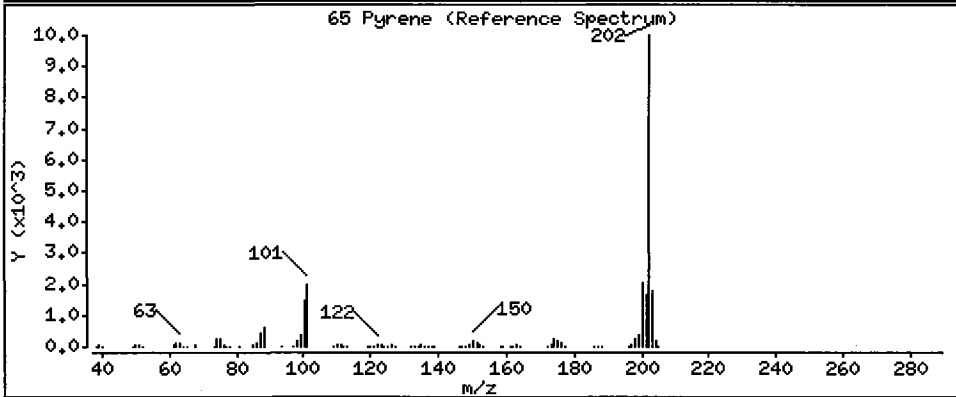
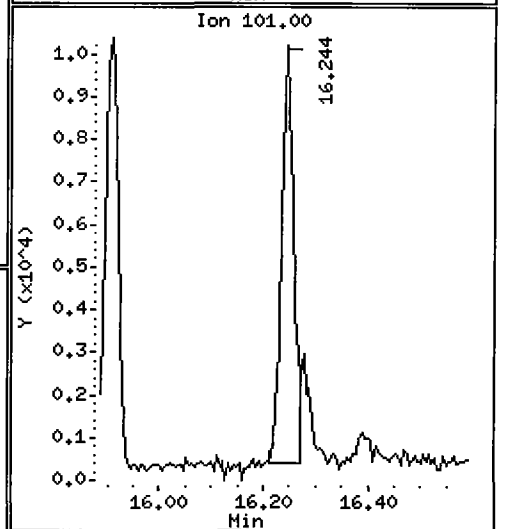
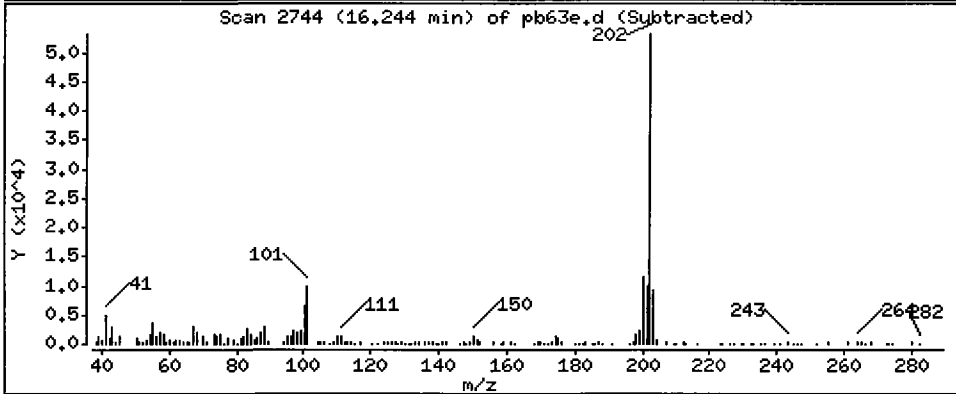
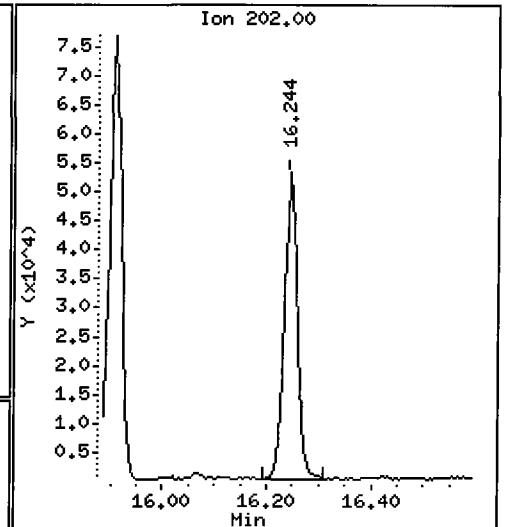
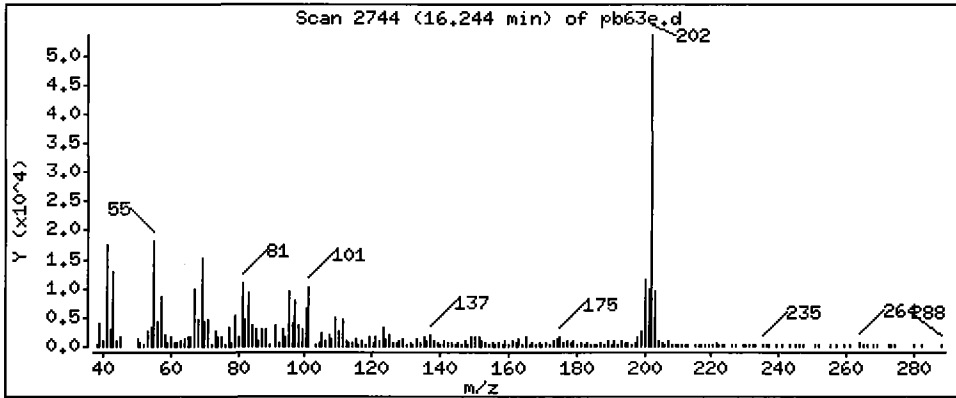
Operator: LJR/VTS

Column phase: ZB-5

Column diameter: 0.32

65 Pyrene

Concentration: 72.64 ug/kg



Date : 16-JUN-2009 15:43

Client ID: 3SED5-B

Instrument: nt6.i

Sample Info: PB63E

Volume Injected (uL): 1.0

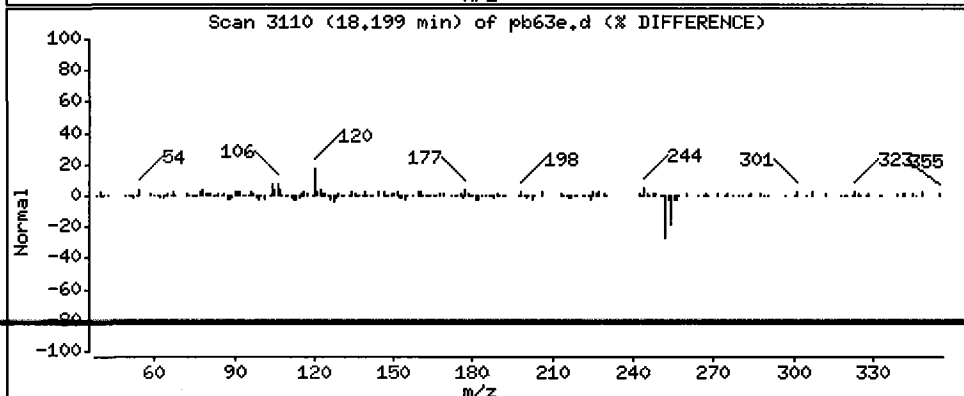
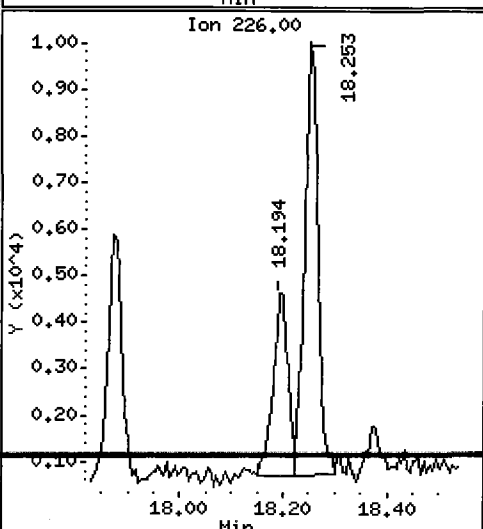
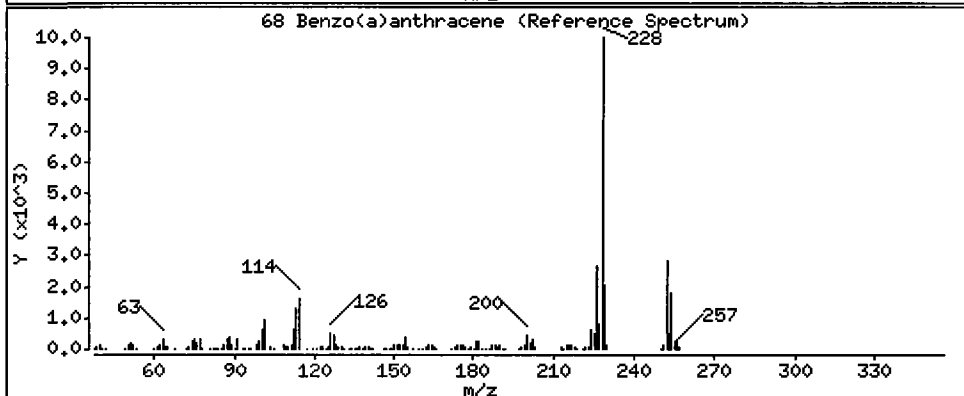
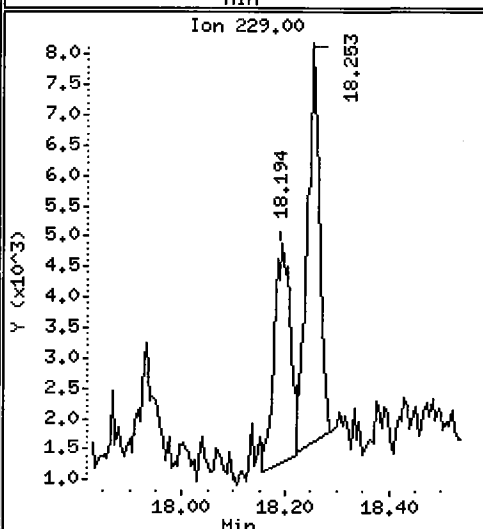
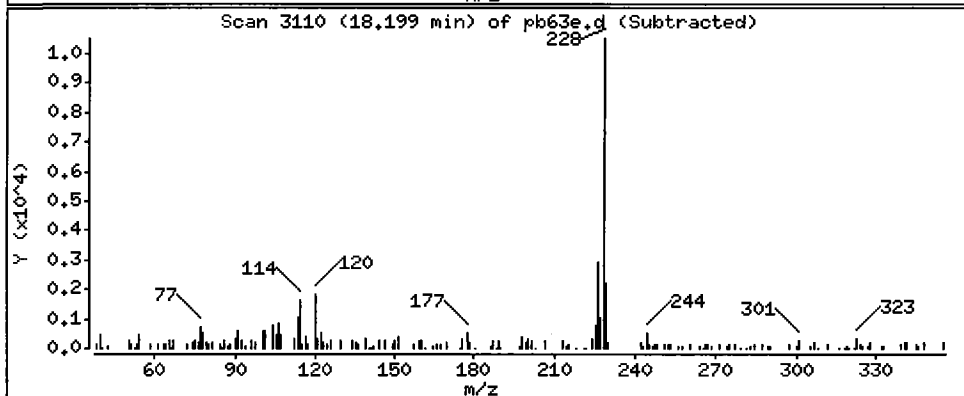
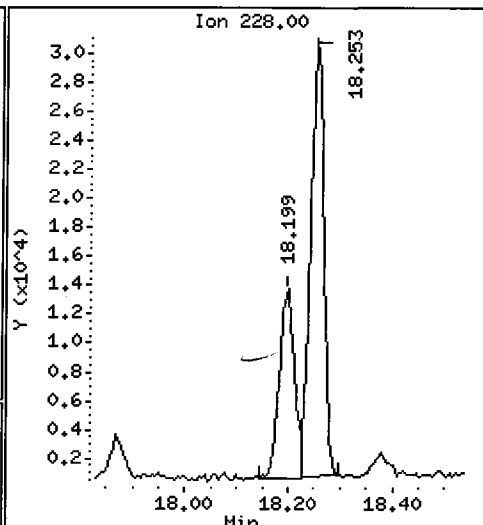
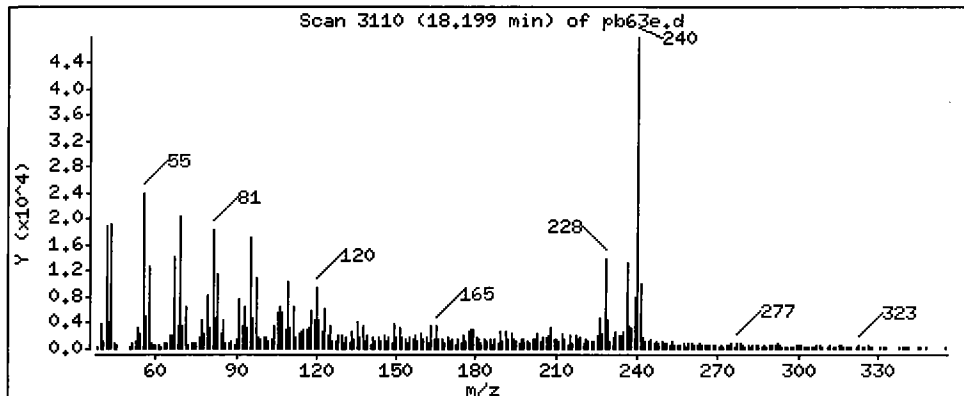
Operator: LJR/VTS

Column phase: ZB-5

Column diameter: 0,32

68 Benzo(a)anthracene

Concentration: 24,03 ug/kg



Date : 16-JUN-2009 15:43

Client ID: 3SED5-B

Instrument: nt6.i

Sample Info: PB63E

Volume Injected (uL): 1.0

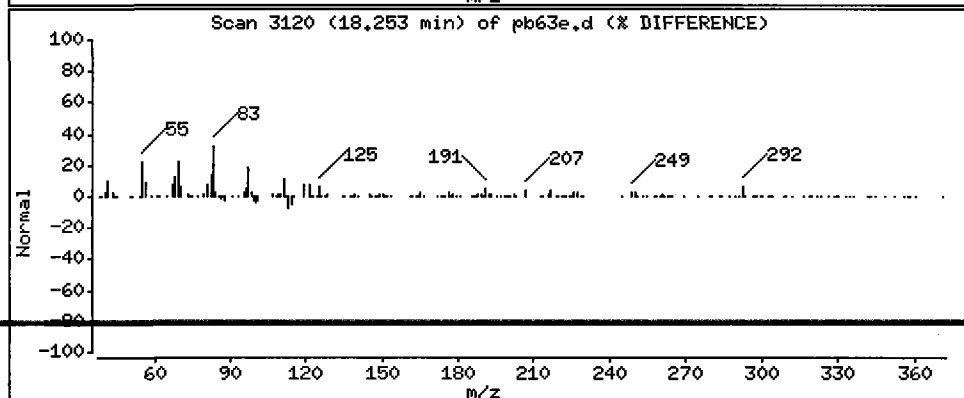
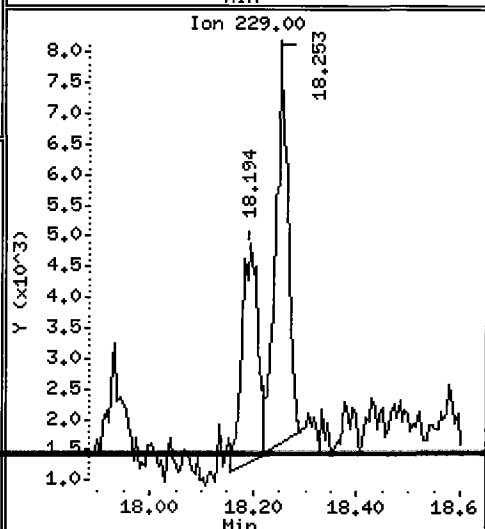
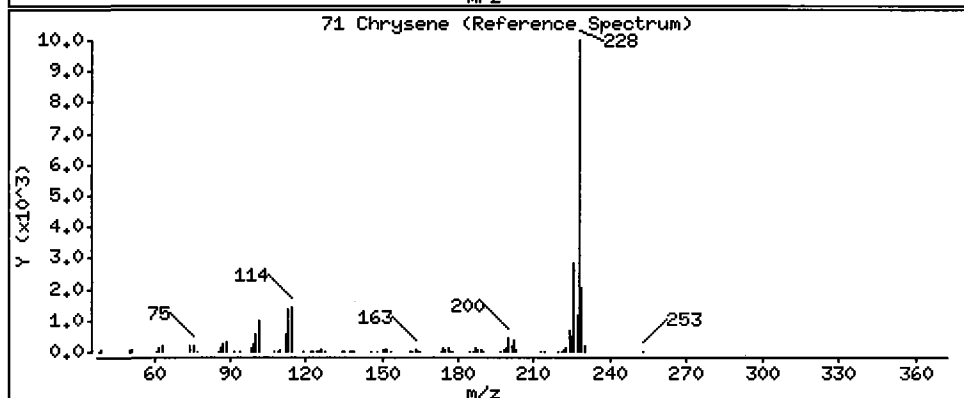
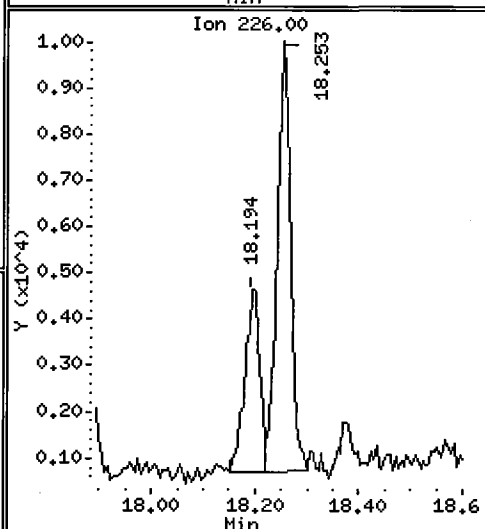
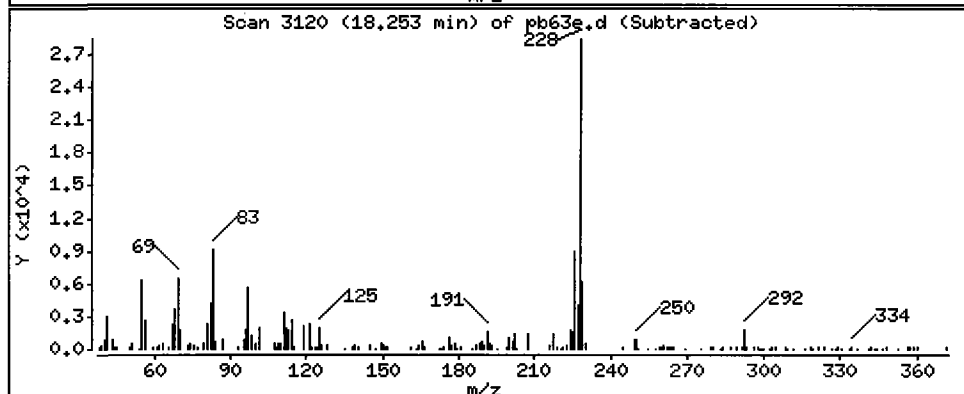
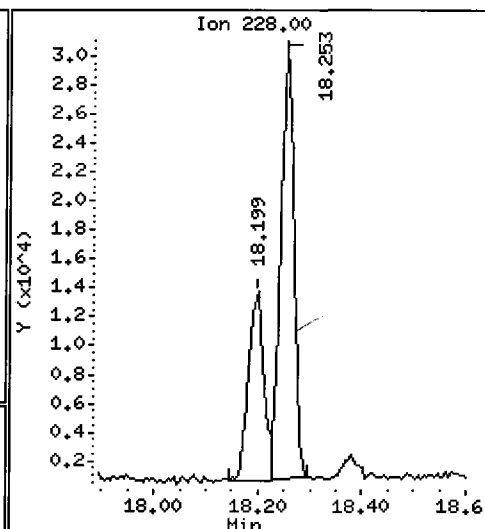
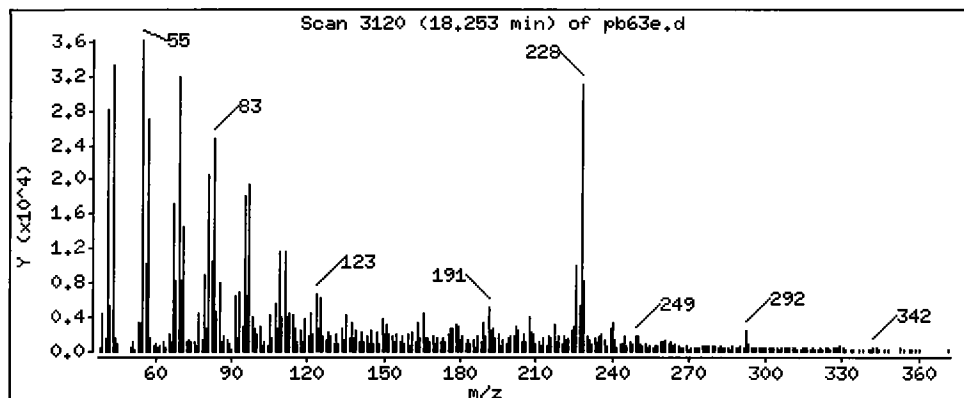
Operator: LJR/VTS

Column phase: ZB-5

Column diameter: 0.32

71 Chrysene

Concentration: 49.18 ug/kg



Date : 16-JUN-2009 15:43

Client ID: 3SED5-B

Instrument: nt6.i

Sample Info: PB63E

Volume Injected (uL): 1.0

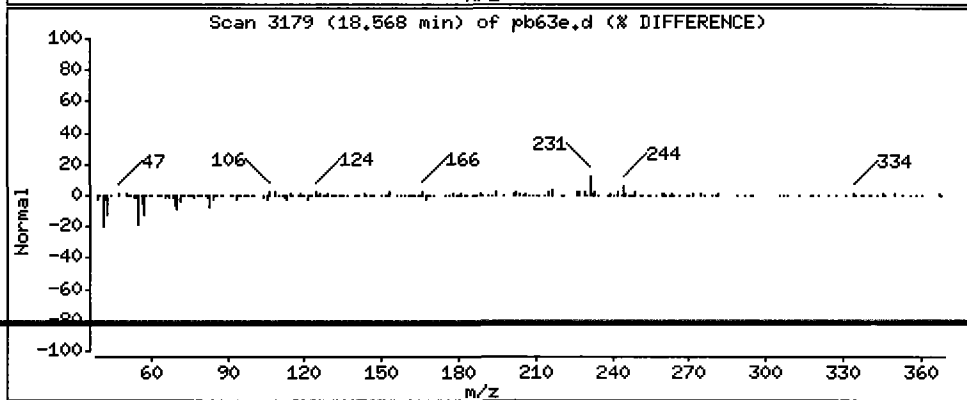
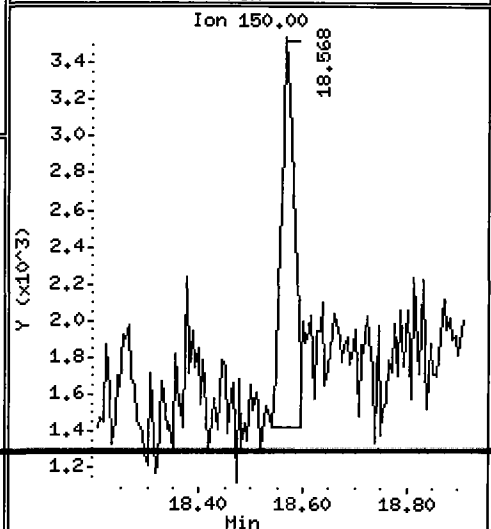
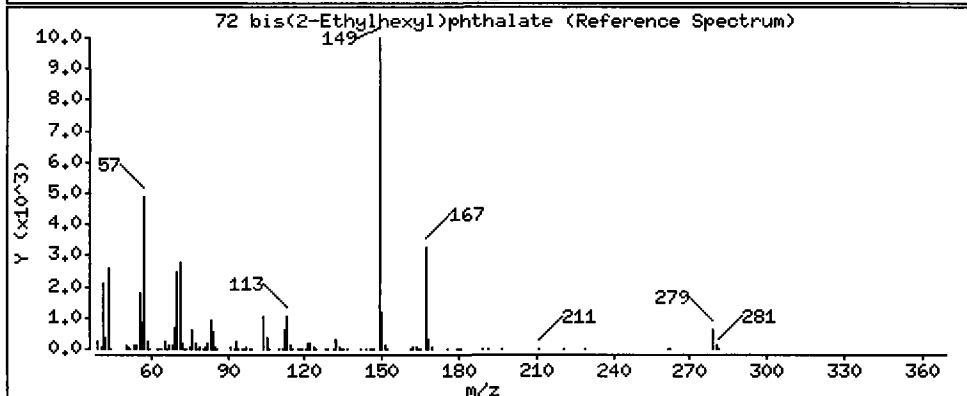
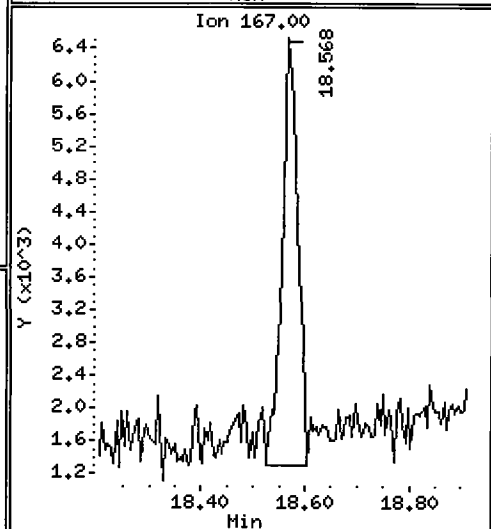
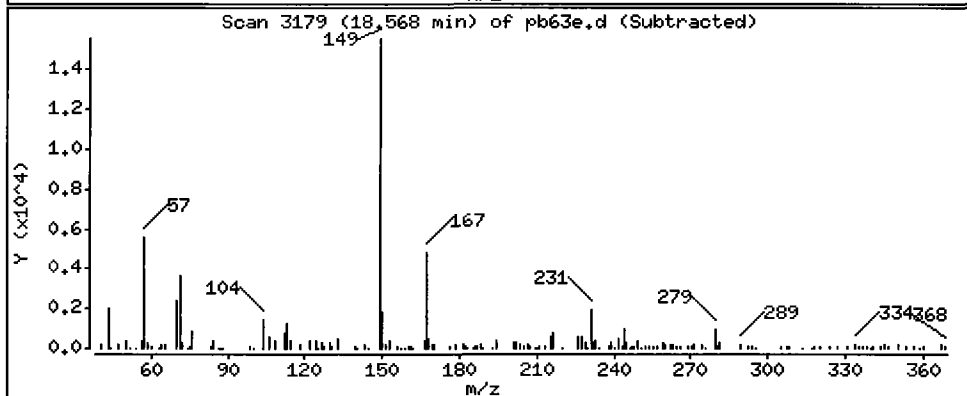
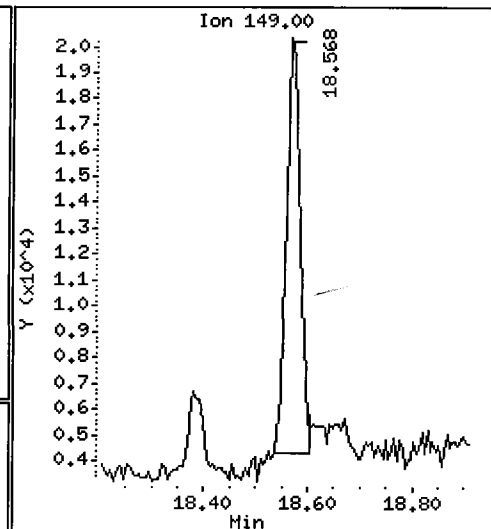
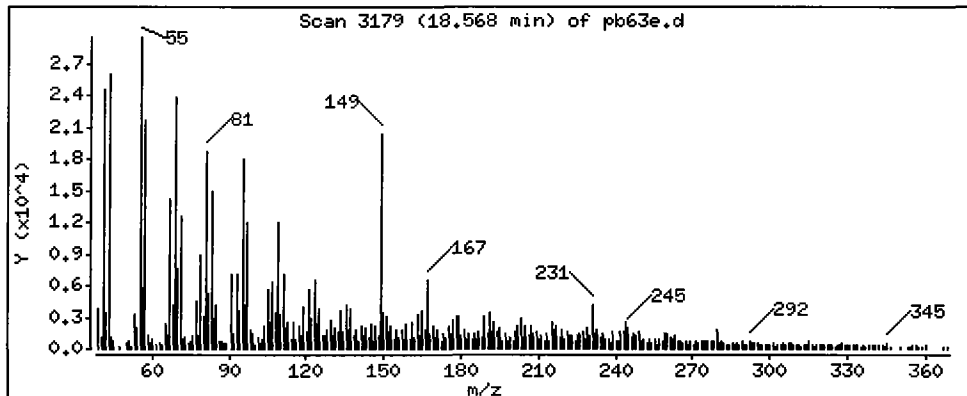
Operator: LJR/VTS

Column phase: ZB-5

Column diameter: 0.32

72 bis(2-Ethylhexyl)phthalate

Concentration: 41.39 ug/kg



Date: 16-JUN-2009 15:43

Client ID: 3SED5-B

Instrument: nt6.i

Sample Info: PB63E

Volume Injected (uL): 1.0

Operator: LJR/VTS

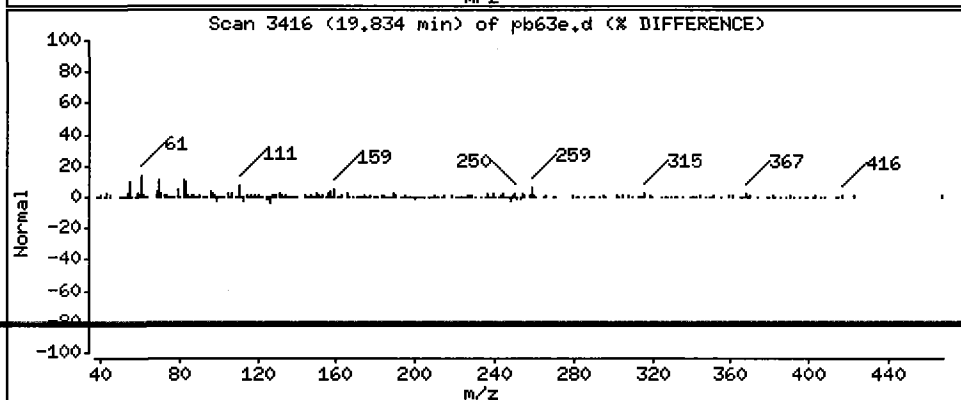
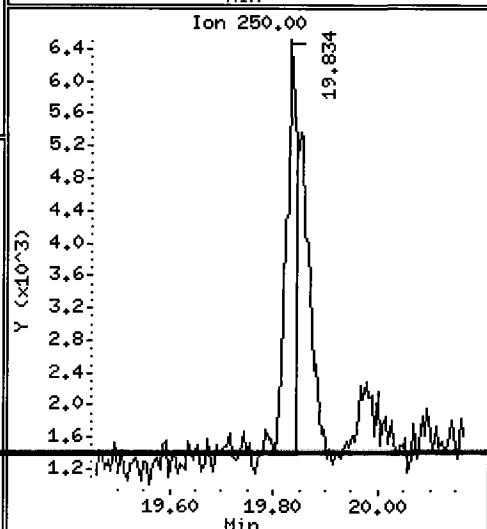
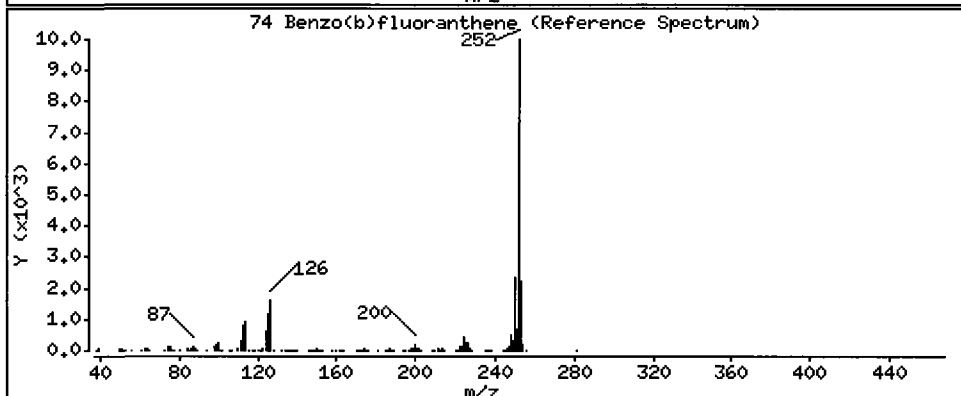
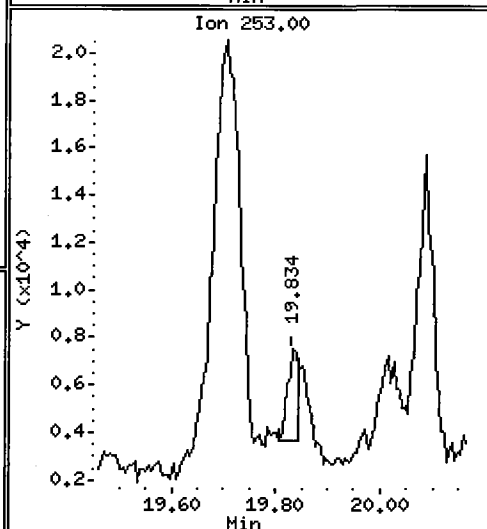
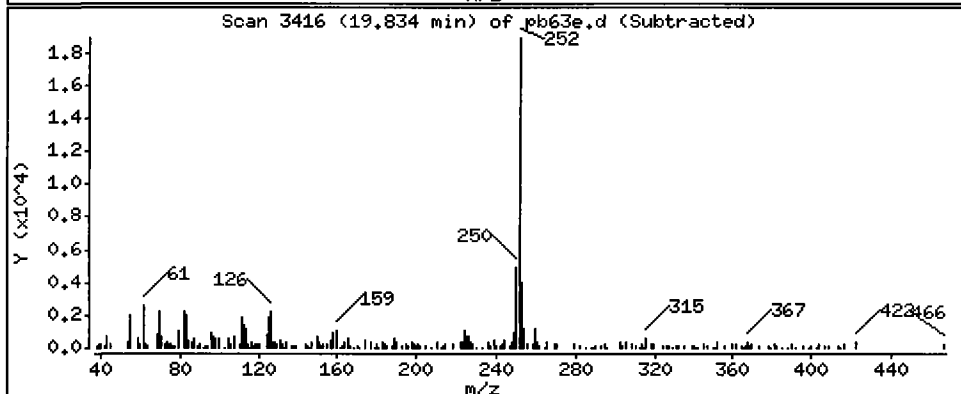
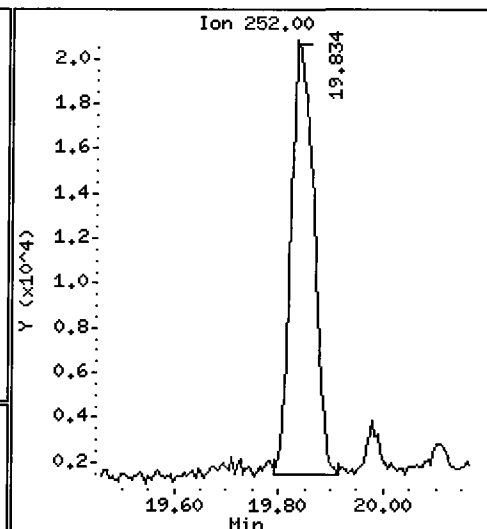
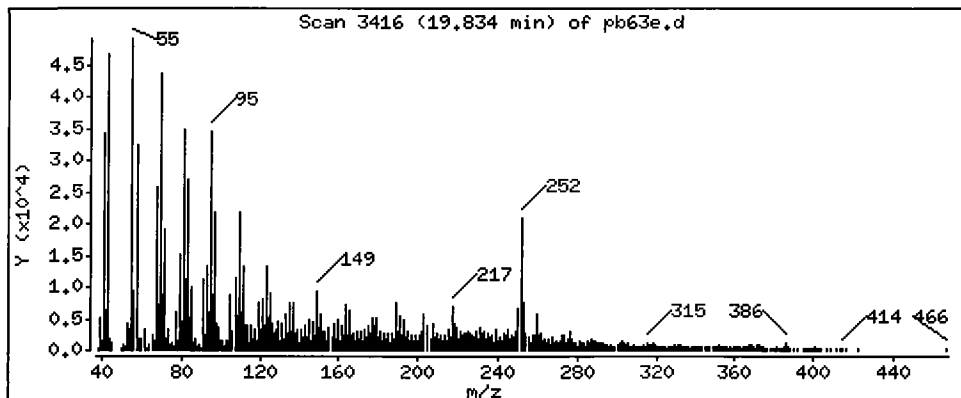
Column phase: ZB-5

Column diameter: 0.32

1/2

74 Benzo(b)fluoranthene

Concentration: 56.95 ug/kg



Date : 16-JUN-2009 15:43

Client ID: 3SED5-B

Instrument: nt6.i

Sample Info: PB63E

Volume Injected (uL): 1.0

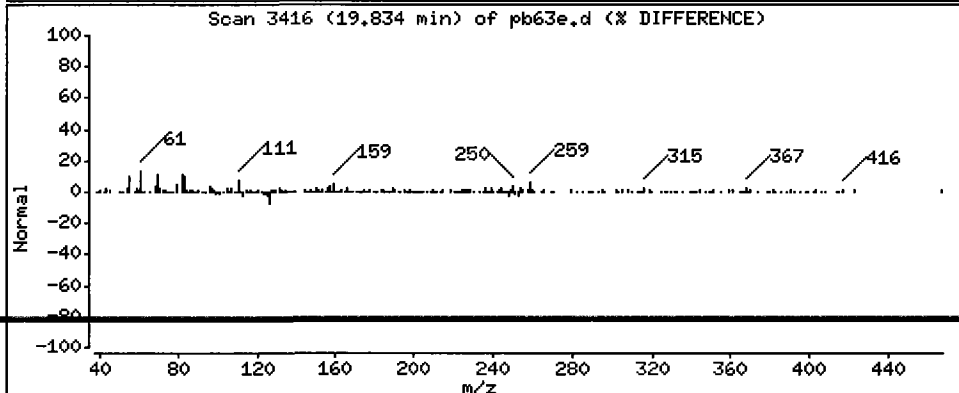
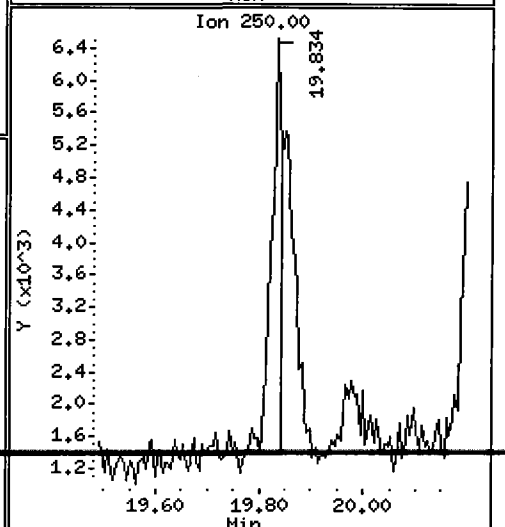
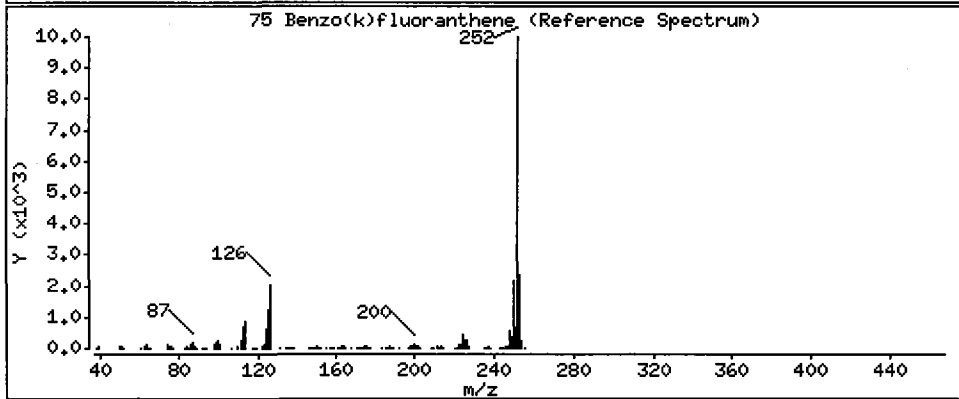
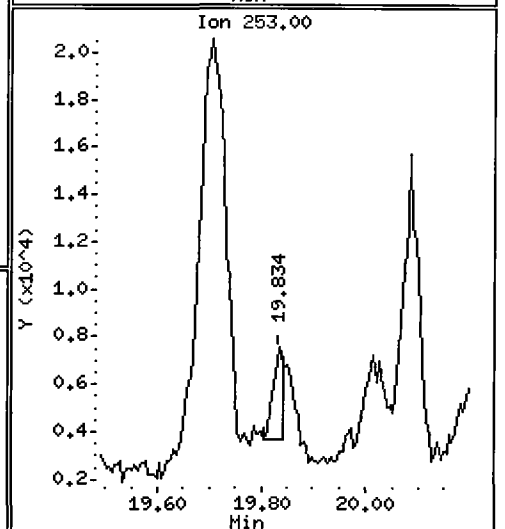
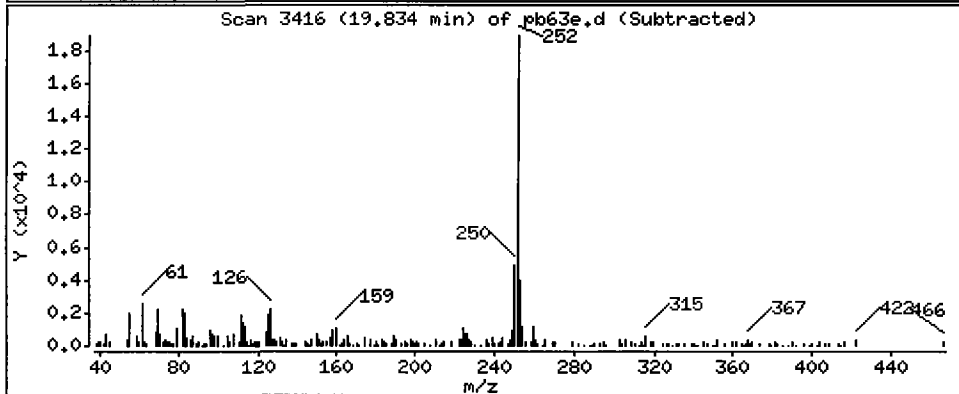
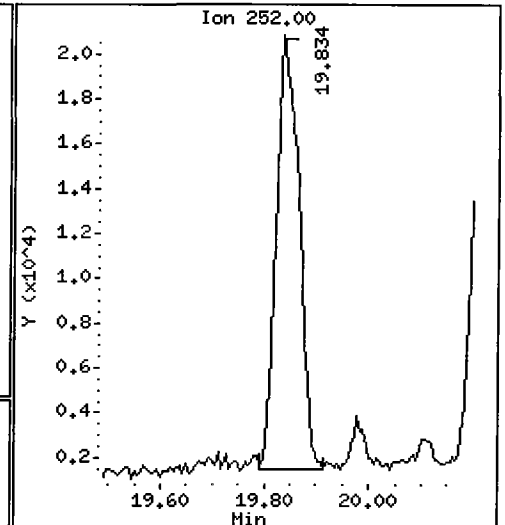
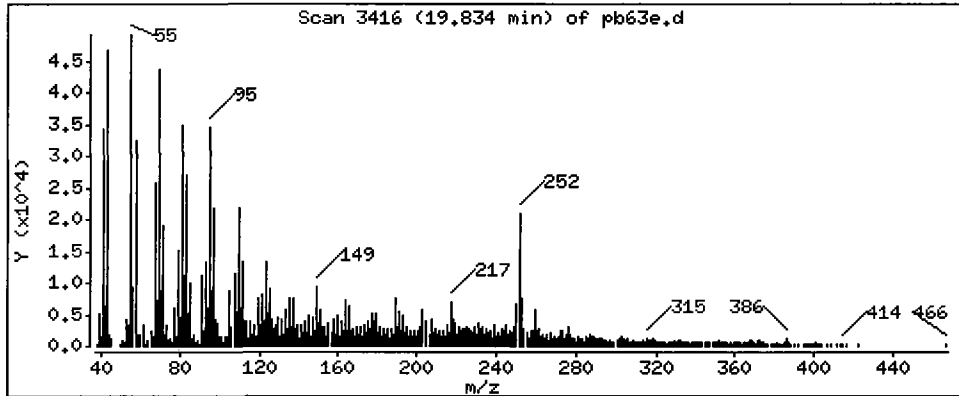
Operator: LJR/VTS

Column phase: ZB-5

Column diameter: 0.32

75 Benzo(k)fluoranthene

Concentration: 55.45 ug/kg



Date : 16-JUN-2009 15:43

Client ID: 3SED5-B

Instrument: nt6.i

Sample Info: PB63E

Volume Injected (uL): 1.0

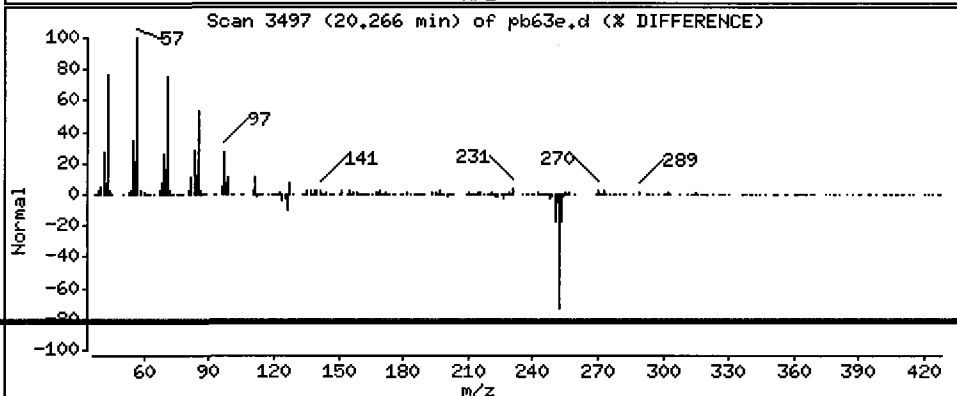
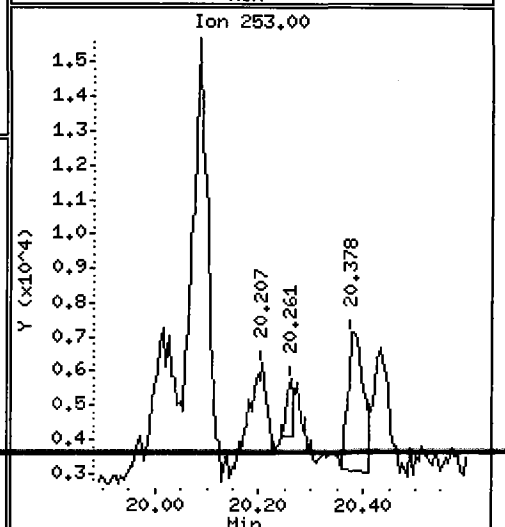
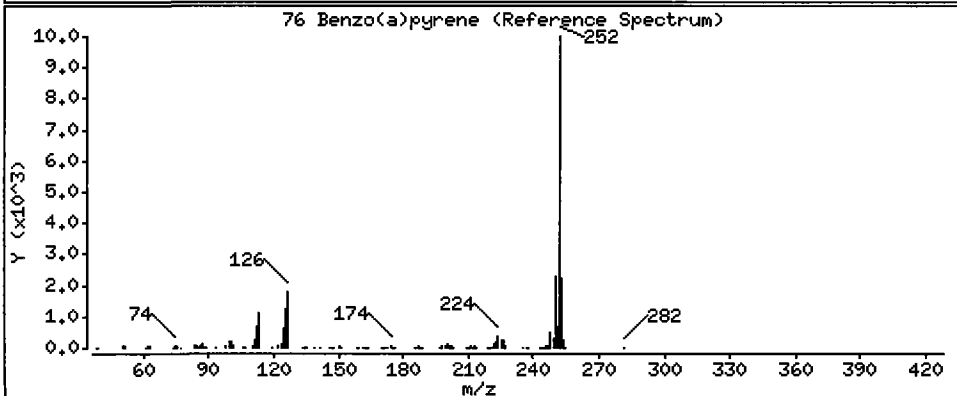
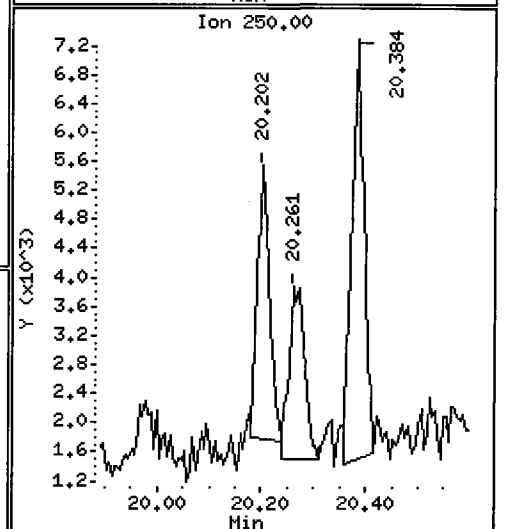
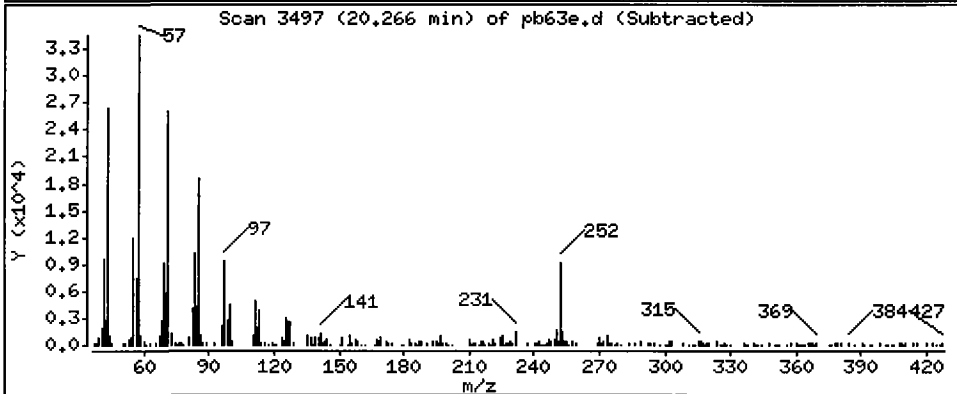
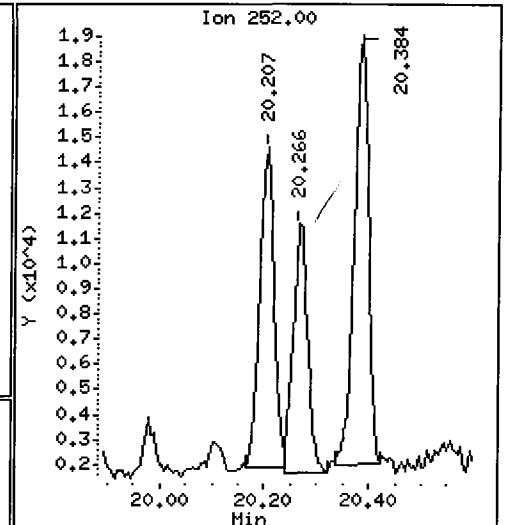
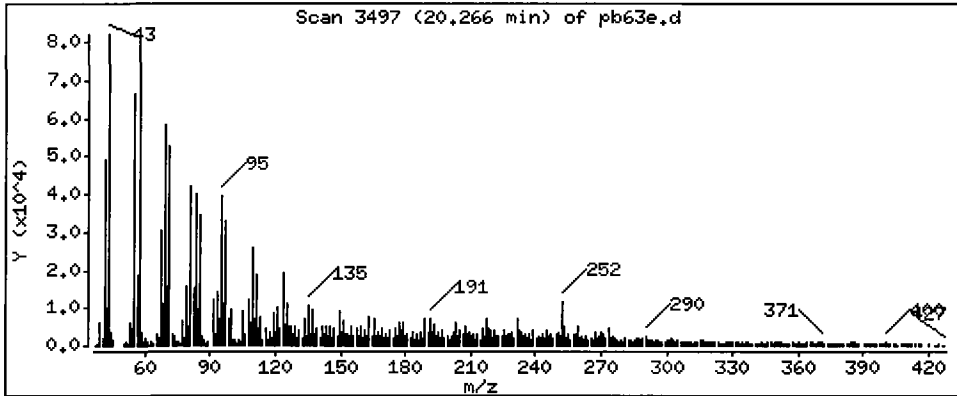
Operator: LJR/VTS

Column phase: ZB-5

Column diameter: 0.32

76 Benzo(a)pyrene

Concentration: 19.96 ug/kg



Date : 16-JUN-2009 15:43

Client ID: 3SED5-B

Instrument: nt6.i

Sample Info: PB63E

Volume Injected (uL): 1.0

Operator: LJR/VTS

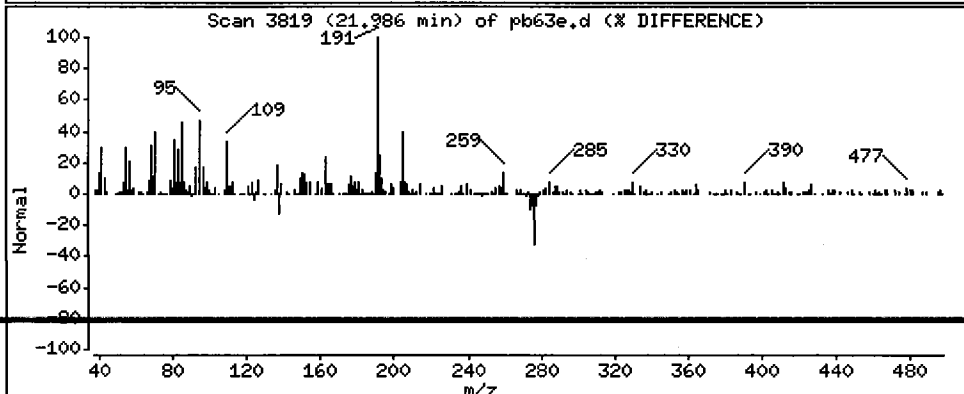
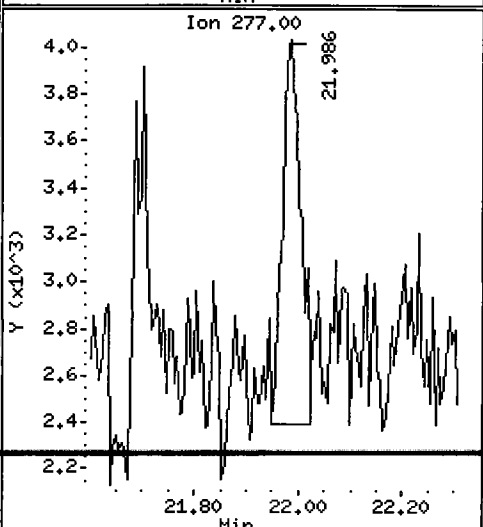
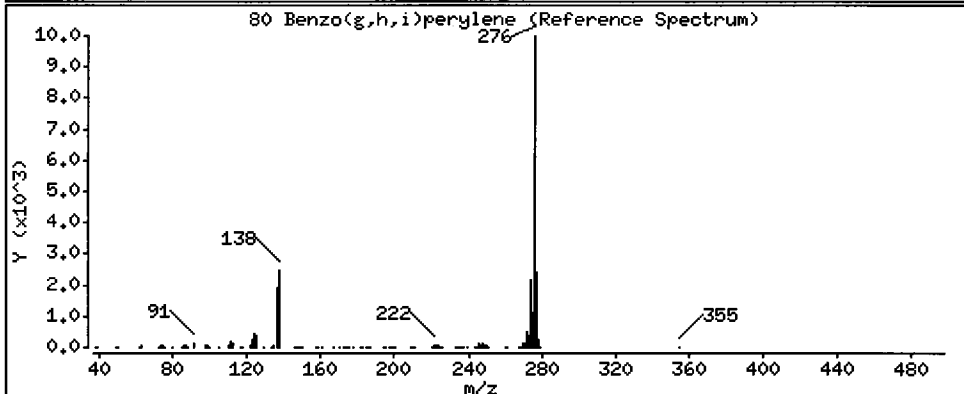
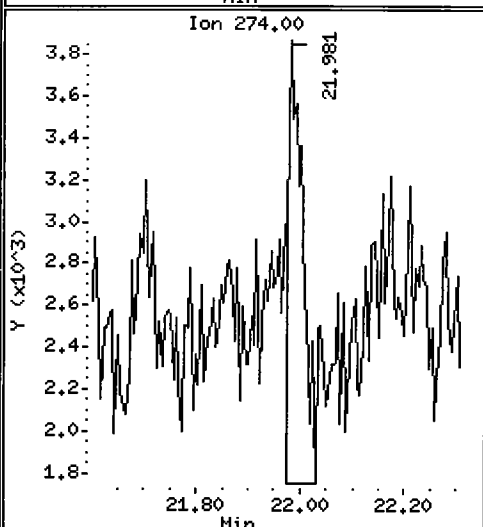
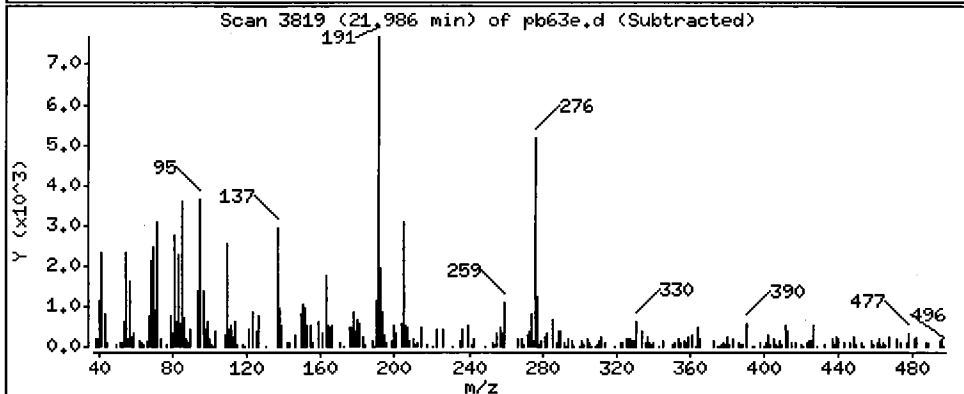
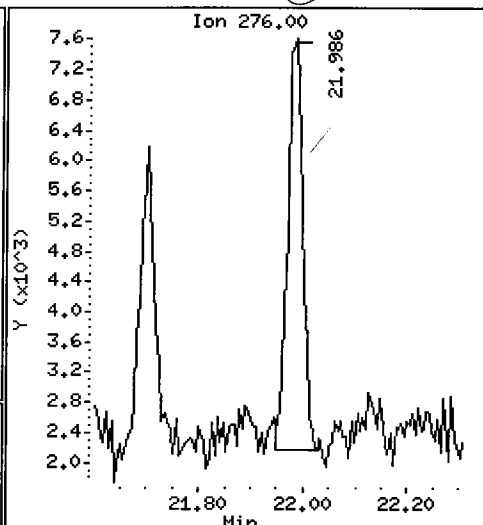
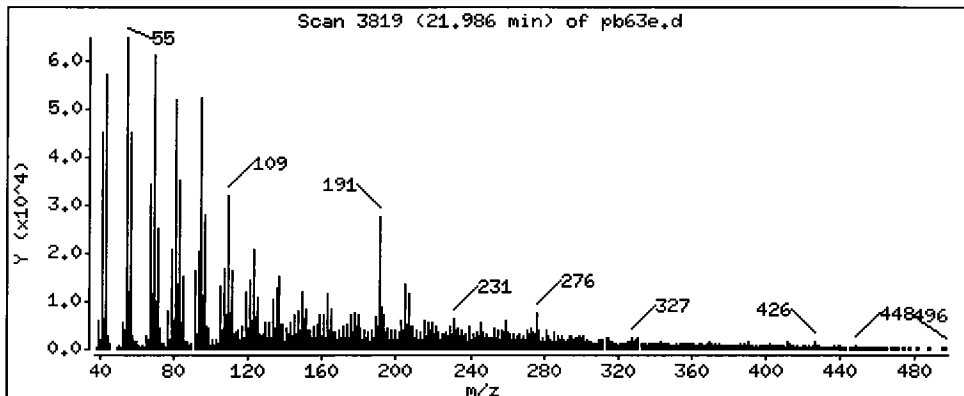
Column phase: ZB-5

Column diameter: 0.32

80 Benzo(g,h,i)perylene

Concentration: 9.938 ug/kg

Peak



ORGANICS ANALYSIS DATA SHEET
PSDDA Semivolatiles by SW8270D GC/MS
 Page 1 of 2

Sample ID: 3SED5-C
SAMPLE

Lab Sample ID: PB63F
 LIMS ID: 09-12947
 Matrix: Sediment
 Data Release Authorized: *AB*
 Reported: 06/18/09

QC Report No: PB63-ENVIRONMENTAL SCIENCE CORP.
 Project: JELD-WEN NORD DOOR
 008.0228.00017
 Date Sampled: 06/05/09
 Date Received: 06/05/09

Date Extracted: 06/10/09
 Date Analyzed: 06/16/09 17:22
 Instrument/Analyst: NT6/LJR
 GPC Cleanup: Yes

Sample Amount: 25.3 g-dry-wt
 Final Extract Volume: 0.5 mL
 Dilution Factor: 1.00
 Percent Moisture: 35.6%

CAS Number	Analyte	RL	Result
108-95-2	Phenol	20	< 20 U
541-73-1	1,3-Dichlorobenzene	20	< 20 U
106-46-7	1,4-Dichlorobenzene	20	< 20 U
100-51-6	Benzyl Alcohol	20	< 20 U
95-50-1	1,2-Dichlorobenzene	20	< 20 U
95-48-7	2-Methylphenol	20	< 20 U
106-44-5	4-Methylphenol	20	< 20 U
67-72-1	Hexachloroethane	20	< 20 U
105-67-9	2,4-Dimethylphenol	20	< 20 U
65-85-0	Benzoic Acid	200	< 200 U
120-82-1	1,2,4-Trichlorobenzene	20	< 20 U
91-20-3	Naphthalene	20	< 20 U
87-68-3	Hexachlorobutadiene	20	< 20 U
91-57-6	2-Methylnaphthalene	20	< 20 U
131-11-3	Dimethylphthalate	20	< 20 U
208-96-8	Acenaphthylene	20	< 20 U
83-32-9	Acenaphthene	20	< 20 U
132-64-9	Dibenzofuran	20	< 20 U
84-66-2	Diethylphthalate	20	< 20 U
86-73-7	Fluorene	20	< 20 U
86-30-6	N-Nitrosodiphenylamine	20	< 20 U
118-74-1	Hexachlorobenzene	20	< 20 U
87-86-5	Pentachlorophenol	99	< 99 U
85-01-8	Phenanthrene	20	98
120-12-7	Anthracene	20	14 J
84-74-2	Di-n-Butylphthalate	20	< 20 U
206-44-0	Fluoranthene	20	390
129-00-0	Pyrene	20	230
85-68-7	Butylbenzylphthalate	20	< 20 U
56-55-3	Benzo (a) anthracene	20	41
117-81-7	bis (2-Ethylhexyl) phthalate	20	60
218-01-9	Chrysene	20	90
117-84-0	Di-n-Octyl phthalate	20	< 20 U
205-99-2	Benzo (b) fluoranthene	20	49
207-08-9	Benzo (k) fluoranthene	20	49
50-32-8	Benzo (a) pyrene	20	35
193-39-5	Indeno (1,2,3-cd) pyrene	20	< 20 U

ORGANICS ANALYSIS DATA SHEET
PSDDA Semivolatiles by SW8270D GC/MS
 Page 2 of 2

Sample ID: 3SED5-C
SAMPLE

Lab Sample ID: PB63F
 LIMS ID: 09-12947
 Matrix: Sediment
 Date Analyzed: 06/16/09 17:22

QC Report No: PB63-ENVIRONMENTAL SCIENCE CORP.
 Project: JELD-WEN NORD DOOR
 008.0228.00017

CAS Number	Analyte	RL	Result
53-70-3	Dibenz (a,h) anthracene	20	< 20 U
191-24-2	Benzo (g,h,i) perylene	20	12 J
90-12-0	1-Methylnaphthalene	20	< 20 U

Reported in µg/kg (ppb)

Semivolatile Surrogate Recovery

d5-Nitrobenzene	61.6%	2-Fluorobiphenyl	78.0%
d14-p-Terphenyl	87.2%	d4-1,2-Dichlorobenzene	52.4%
d5-Phenol	62.9%	2-Fluorophenol	62.1%
2,4,6-Tribromophenol	72.5%	d4-2-Chlorophenol	63.7%

Analytical Resources, Inc.

Semivolatiles Report SW846 Method 8270D

Data file : /chem1/nt6.i/20090616.b/pb63f.d
 Lab Smp Id: PB63F Client Smp ID: 3SED5-C
 Inj Date : 16-JUN-2009 17:22 Inst ID: nt6.i
 Operator : LJR/VTS
 Smp Info : PB63F
 Misc Info : 09-12947
 Comment : 1ul Injection
 Method : /chem1/nt6.i/20090616.b/SW846.m
 Meth Date : 17-Jun-2009 11:06 jeff Quant Type: ISTD
 Cal Date : 11-JUN-2009 14:21 Cal File: 0050611a.d
 Als bottle: 11
 Dil Factor: 1.00000
 Integrator: HP RTE Compound Sublist: PSDDA.sub
 Target Version: 3.50

LJR
6/17/09

Concentration Formula: Amt * DF * Vt / (Ws * (100 - M) / 100) * CpndVariable

Name	Value	Description
DF	1.00000	Dilution Factor
Vt	500.00000	Volume of final extract (uL)
Ws	39.20000	Weight of sample extracted (g)
M	35.60000	% Moisture

Cpnd Variable

Local Compound Variable

Compounds	QUANT SIG	RT	EXP RT	REL RT	RESPONSE	CONCENTRATIONS	
						ON-COLUMN (ug/mL)	FINAL (ug/kg)
\$ 1 2-Fluorophenol	112	4.697	4.638	(0.697)	178850	23.3014	461.5
\$ 2 Phenol-d5	99	6.497	6.428	(0.964)	243752	23.6486	468.4
3 Phenol	94	Compound Not Detected.					
\$ 5 2-Chlorophenol-d4	132	6.465	6.438	(0.959)	150219	23.9170	473.7
4 Bis(2-Chloroethyl) ether	93	Compound Not Detected.					
6 2-Chlorophenol	128	Compound Not Detected.					
7 1,3-Dichlorobenzene	146	Compound Not Detected.					
* 8 1,4-Dichlorobenzene-d4	152	6.743	6.732	(1.000)	93100	20.0000	
9 1,4-Dichlorobenzene	146	Compound Not Detected.					
\$ 10 1,2-Dichlorobenzene-d4	152	7.047	7.036	(1.045)	60838	13.1232	259.9
12 1,2-Dichlorobenzene	146	Compound Not Detected.					
11 Benzyl alcohol	108	Compound Not Detected.					
14 2,2'-oxybis(1-Chloropropane)	45	Compound Not Detected.					
13 2-Methylphenol	108	Compound Not Detected.					
17 Hexachloroethane	117	Compound Not Detected.					

Compounds	QUANT SIG MASS	RT	EXP RT	REL RT	RESPONSE	CONCENTRATIONS	
						ON-COLUMN (ug/mL)	FINAL (ug/kg)
16 N-Nitroso-di-n-propylamine	70						
15 4-Methylphenol	108						
\$ 18 Nitrobenzene-d5	82	7.704	7.704	(0.875)	149957	15.3517	304.1
19 Nitrobenzene	77						
20 Isophorone	82						
21 2-Nitrophenol	139						
22 2,4-Dimethylphenol	107						
23 Bis(2-Chloroethoxy)methane	93						
24 Benzoic acid	105						
25 2,4-Dichlorophenol	162						
26 1,2,4-Trichlorobenzene	180						
* 27 Naphthalene-d8	136	8.804	8.804	(1.000)	318059	20.0000	
28 Naphthalene	128						
29 4-Chloroaniline	127						
30 Hexachlorobutadiene	225						
31 4-Chloro-3-methylphenol	107						
32 2-Methylnaphthalene	141						
33 Hexachlorocyclopentadiene	237						
34 2,4,6-Trichlorophenol	196						
35 2,4,5-Trichlorophenol	196						
\$ 36 2-Fluorobiphenyl	172	10.626	10.626	(0.913)	235051	19.4887	386.0
37 2-Chloronaphthalene	162						
38 2-Nitroaniline	65						
39 Dimethylphthalate	163						
40 Acenaphthylene	152						
41 2,6-Dinitrotoluene	165						
* 42 Acenaphthene-d10	164	11.640	11.635	(1.000)	162375	20.0000	
43 3-Nitroaniline	138						
44 Acenaphthene	153						
45 2,4-Dinitrophenol	184						
46 Dibenzofuran	168						
47 4-Nitrophenol	109						
48 2,4-Dinitrotoluene	165						
50 Diethylphthalate	149						
49 Fluorene	166						
51 4-Chlorophenyl-phenylether	204						
52 4-Nitroaniline	138						
53 4,6-Dinitro-2-methylphenol	198						
54 N-Nitrosodiphenylamine	169						
\$ 55 2,4,6-Tribromophenol	330	12.928	12.917	(1.111)	42066	27.1702	538.1
56 4-Bromophenyl-phenylether	248						
57 Hexachlorobenzene	284						
58 Pentachlorophenol	266						
* 59 Phenanthrene-d10	188	13.969	13.964	(1.000)	239738	20.0000	
60 Phenanthrene	178	14.001	14.001	(1.002)	75108	4.93589	97.76
61 Anthracene	178	14.076	14.071	(1.008)	10421	0.67552	13.38
62 Carbazole	167						

Compounds	QUANT SIG MASS	RT	EXP RT	REL RT	RESPONSE	CONCENTRATIONS	
						ON-COLUMN (ug/mL)	FINAL (ug/kg)
63 Di-n-butylphthalate	149						
64 Fluoranthene	202	15.913	15.903	(1.139)	308356	19.8486	393.1
65 Pyrene	202	16.250	16.239	(0.892)	209263	11.8251	234.2
\$ 66 Terphenyl-d14	244	16.624	16.613	(0.912)	248808	21.8094	432.0
67 Butylbenzylphthalate	149						
68 Benzo(a)anthracene	228	18.199	18.183	(0.999)	32348	2.05192	40.64
* 69 Chrysene-d12	240	18.221	18.210	(1.000)	213594	20.0000	
70 3,3'-Dichlorobenzidine	252						
71 Chrysene	228	18.258	18.247	(1.002)	68714	4.55214	90.16
72 bis(2-Ethylhexyl)phthalate	149	18.573	18.557	(0.953)	29908	3.06135	60.63
* 134 Di-n-octylphthalate-d4	153	19.497	19.486	(1.000)	314993	20.0000	
73 Di-n-octylphthalate	149						
74 Benzo(b)fluoranthene	252	19.844	19.812	(0.975)	54510	5.04708	99.96-2.490
75 Benzo(k)fluoranthene	252	19.844	19.844	(0.975)	54510	4.91385	97.32-2.490
76 Benzo(a)pyrene	252	20.266	20.245	(0.996)	17396	1.77932	35.24
* 77 Perylene-d12	264	20.352	20.325	(1.000)	149040	20.0000	
78 Indeno(1,2,3-cd)pyrene	276						
79 Dibenzo(a,h)anthracene	278						
80 Benzo(g,h,i)perylene	276	21.981	21.954	(1.080)	7035	0.61763 LDL	12.23 (M)
90 N-Nitrosodimethylamine	74						
91 Aniline	93						
93 Benzidine	184						
103 Pyridine	79						
105 1-methylnaphthalene	141						
111 Azobenzene (1,2-DP-Hydrazine)	77						

QC Flag Legend

M - Compound response manually integrated.

Analytical Resources, Inc.

INTERNAL STANDARD COMPOUNDS
 AREA AND RT SUMMARY

Instrument ID: nt6.i
 Lab File ID: pb63f.d
 Lab Smp Id: PB63F
 Analysis Type: SV
 Quant Type: ISTD
 Operator: LJR/VTS
 Method File: /chem1/nt6.i/20090616.b/SW846.m
 Misc Info: 09-12947

Calibration Date: 16-JUN-2009
 Calibration Time: 11:54
 Client Smp ID: 3SED5-C
 Level: LOW
 Sample Type: Sediment

Test Mode:
 Use Initial Calibration Level 4.

COMPOUND	STANDARD	AREA LIMIT		SAMPLE	%DIFF
		LOWER	UPPER		
8 1,4-Dichlorobenze	112389	56194	224778	93100	-17.16
27 Naphthalene-d8	384492	192246	768984	318059	-17.28
42 Acenaphthene-d10	217478	108739	434956	162375	-25.34
59 Phenanthrene-d10	336594	168297	673188	239738	-28.78
69 Chrysene-d12	247160	123580	494320	213594	-13.58
134 Di-n-octylphthala	347036	173518	694072	314993	-9.23
77 Perylene-d12	232938	116469	465876	149040	-36.02

COMPOUND	STANDARD	RT LIMIT		SAMPLE	%DIFF
		LOWER	UPPER		
8 1,4-Dichlorobenze	6.73	6.23	7.23	6.74	0.16
27 Naphthalene-d8	8.80	8.30	9.30	8.80	0.00
42 Acenaphthene-d10	11.64	11.14	12.14	11.64	0.05
59 Phenanthrene-d10	13.96	13.46	14.46	13.97	0.04
69 Chrysene-d12	18.21	17.71	18.71	18.22	0.06
134 Di-n-octylphthala	19.49	18.99	19.99	19.50	0.05
77 Perylene-d12	20.32	19.82	20.82	20.35	0.13

AREA UPPER LIMIT = +100% of internal standard area.
 AREA LOWER LIMIT = - 50% of internal standard area.
 RT UPPER LIMIT = + 0.50 minutes of internal standard RT.
 RT LOWER LIMIT = - 0.50 minutes of internal standard RT.

Analytical Resources, Inc.

RECOVERY REPORT

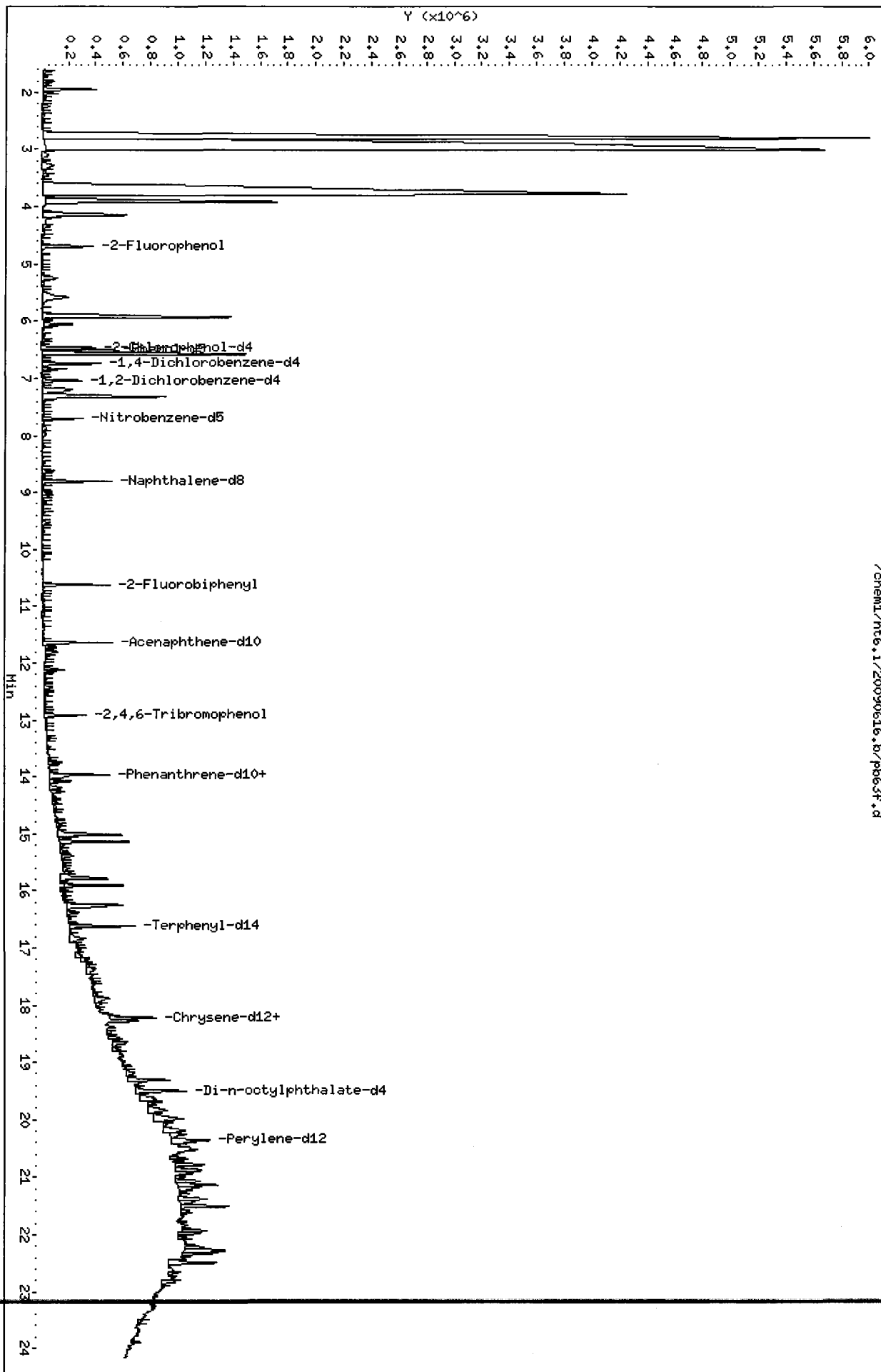
Client Name: ESC Client SDG: PB63
 Sample Matrix: SOLID Fraction: SV
 Lab Smp Id: PB63F Client Smp ID: 3SED5-C
 Level: LOW Operator: LJR/VTS
 Data Type: MS DATA SampleType: SAMPLE
 SpikeList File: PSDDALCS.spk Quant Type: ISTD
 Sublist File: PSDDA.sub
 Method File: /chem1/nt6.i/20090616.b/SW846.m
 Misc Info: 09-12947

SURROGATE COMPOUND	CONC ADDED ug/kg	CONC RECOVERED ug/kg	% RECOVERED	LIMITS
\$ 1 2-Fluorophenol	742.7	461.5	62.14	21-100
\$ 2 Phenol-d5	742.7	468.4	63.06	10-100
\$ 5 2-Chlorophenol-d4	742.7	473.7	63.78	30-100
\$ 10 1,2-Dichlorobenzen	495.2	259.9	52.49	24-100
\$ 18 Nitrobenzene-d5	495.2	304.1	61.41	26-100
\$ 36 2-Fluorobiphenyl	495.2	386.0	77.95	32-100
\$ 55 2,4,6-Tribromophen	742.7	538.1	72.45	33-118
\$ 66 Terphenyl-d14	495.2	432.0	87.24	21-97

Data File: /chem1/nt6.i/20090616.b/pb63f.d
Date: 16-JUN-2009 17:22
Client ID: 3SEDS-C
Sample Info: PB63F
Volume Injected (uL): 1.0
Column phase: ZB-5

Instrument: nt6.i
Operator: LJR/VTS
Column diameter: 0.32

/chem1/nt6.i/20090616.b/pb63f.d



Date : 16-JUN-2009 17:22

Client ID: 3SED5-C

Instrument: nt6.i

Sample Info: PB63F

Volume Injected (uL): 1.0

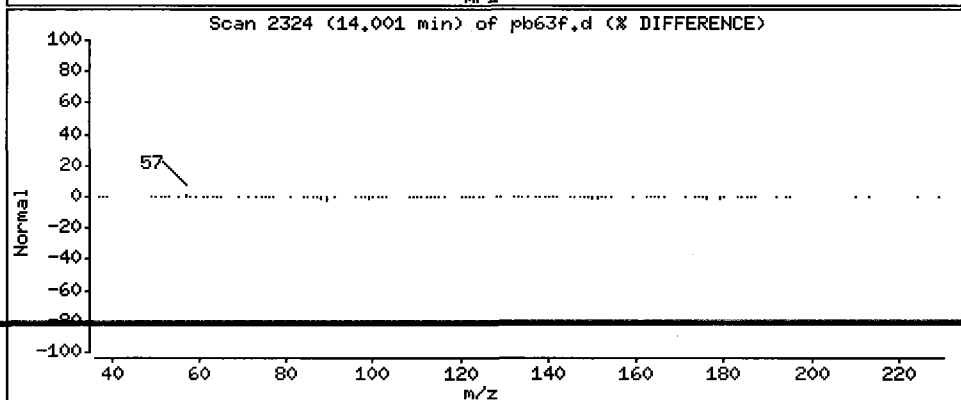
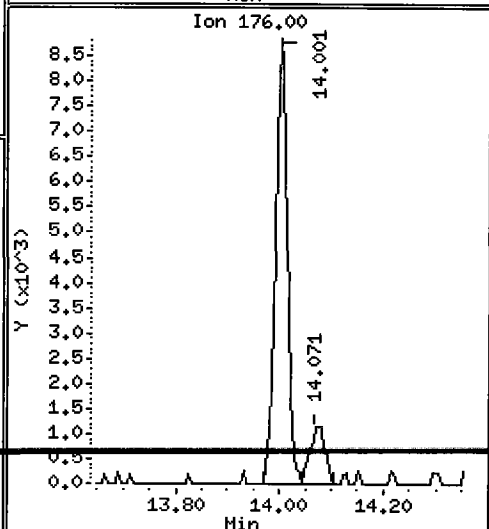
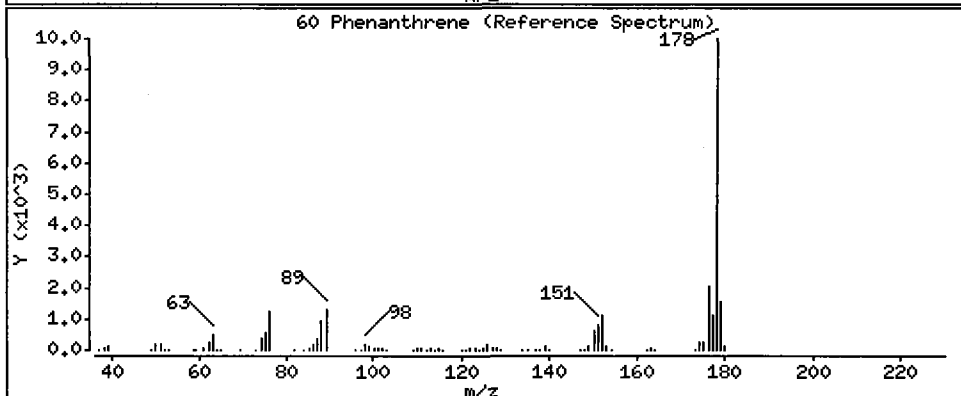
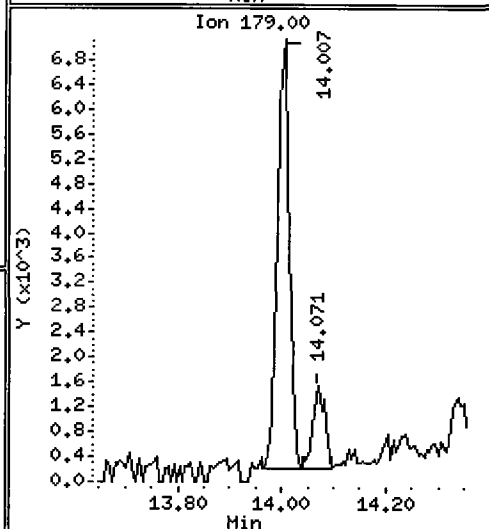
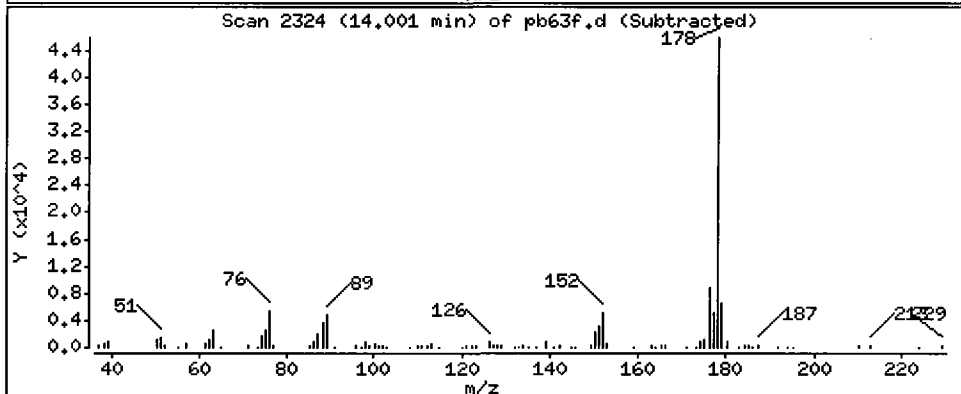
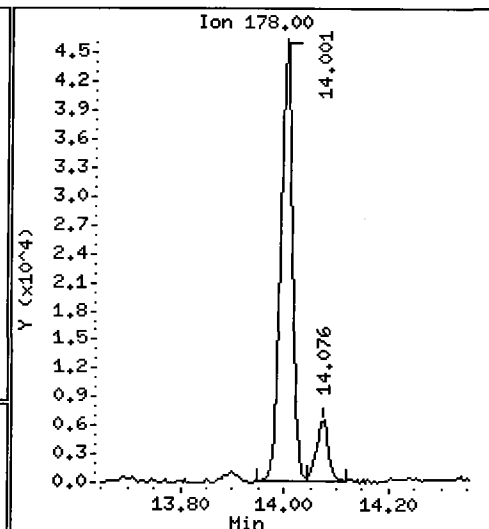
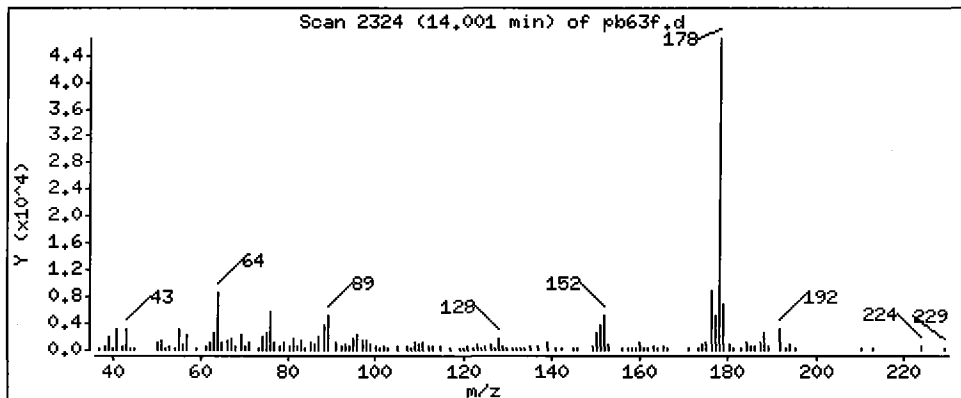
Operator: LJR/VTS

Column phase: ZB-5

Column diameter: 0.32

60 Phenanthrene

Concentration: 97.76 ug/kg



Date : 16-JUN-2009 17:22

Client ID: 3SED5-C

Instrument: nt6.i

Sample Info: PB63F

Volume Injected (uL): 1.0

Operator: LJR/VTS

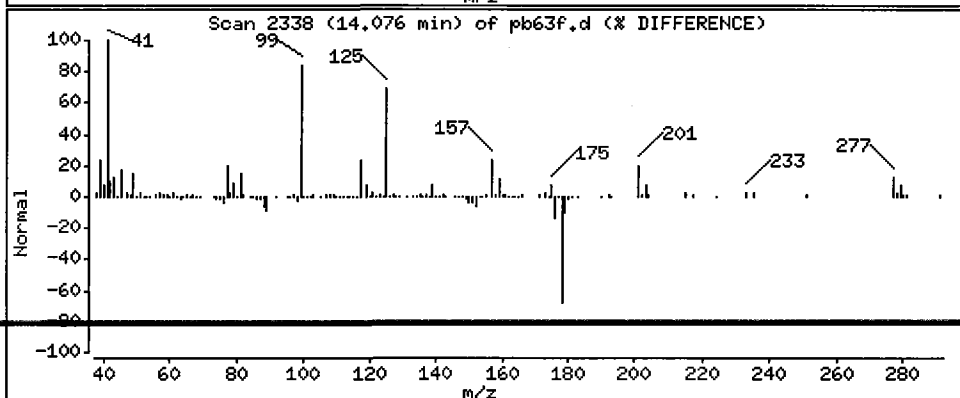
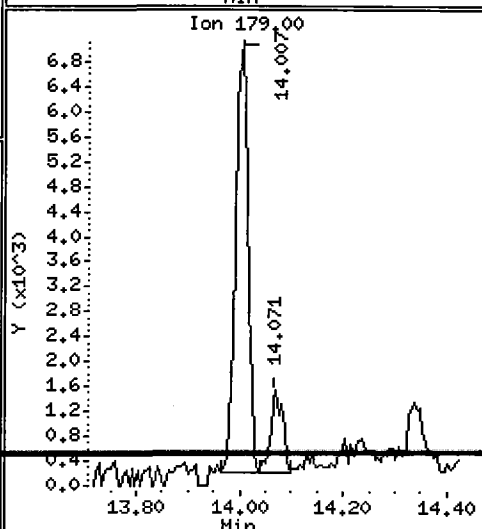
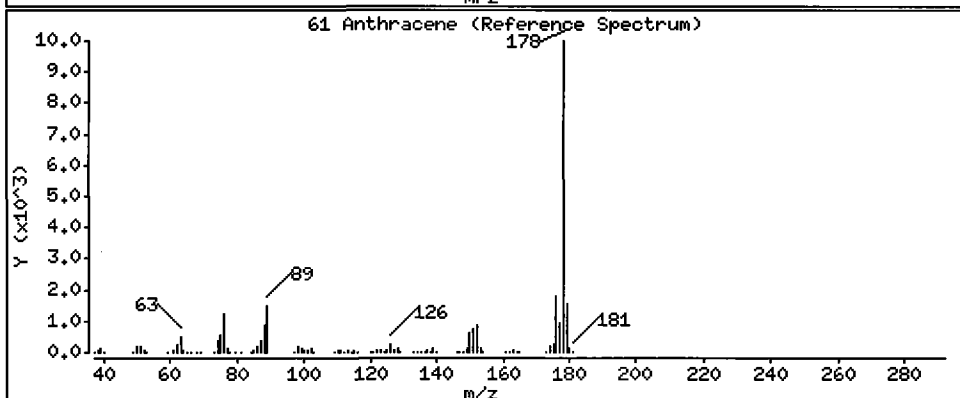
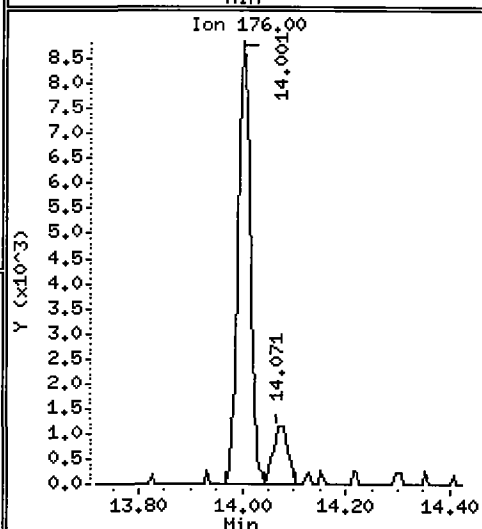
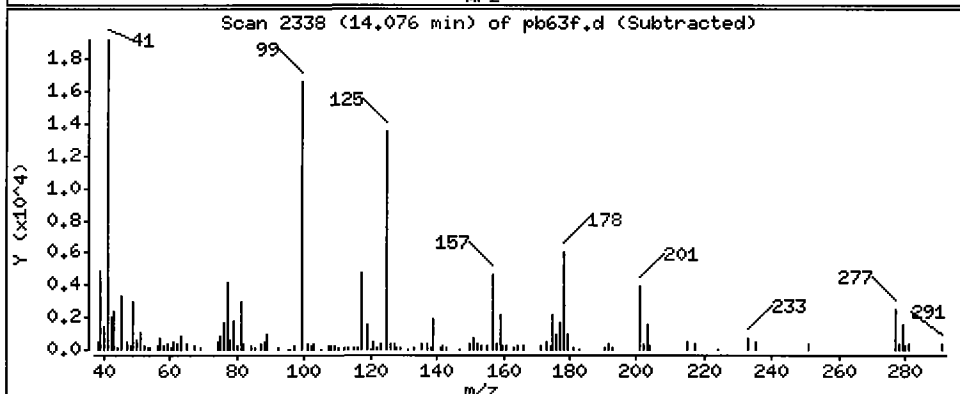
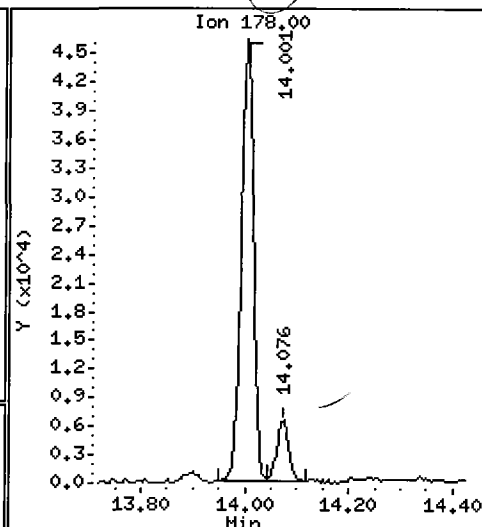
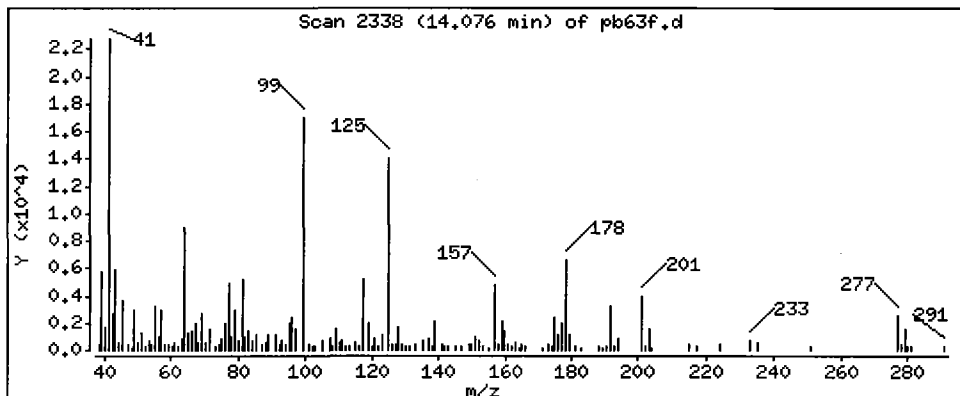
Column phase: ZB-5

Column diameter: 0.32

Handwritten signature

61 Anthracene

Concentration: 13.38 ug/kg



Date : 16-JUN-2009 17:22

Client ID: 3SED5-C

Instrument: nt6.i

Sample Info: PB63F

Volume Injected (uL): 1.0

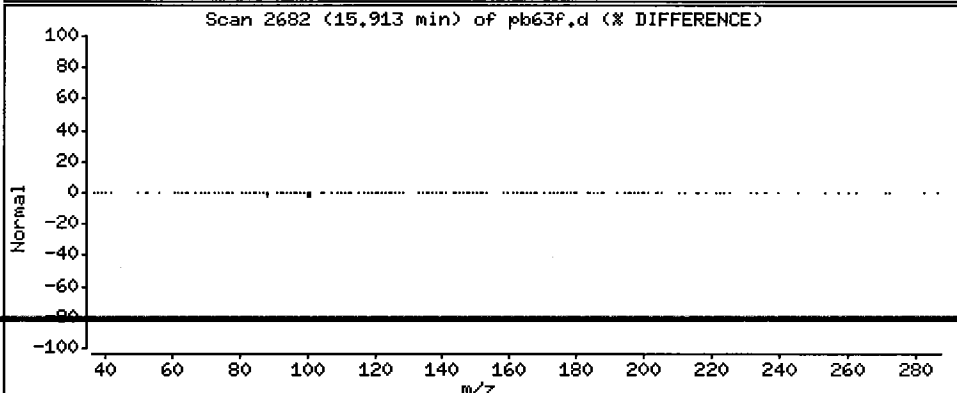
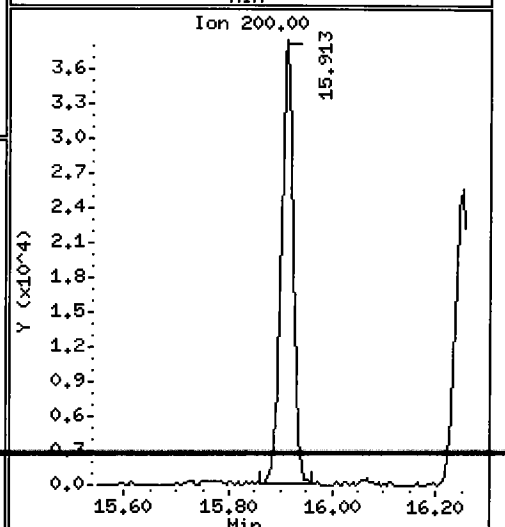
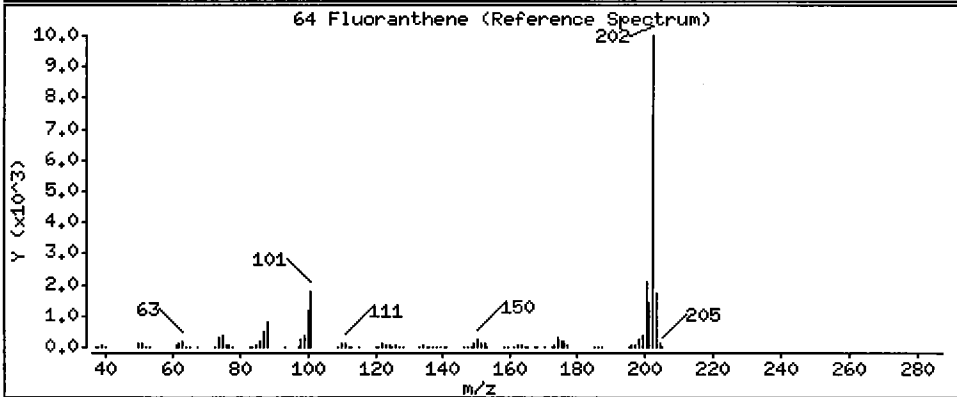
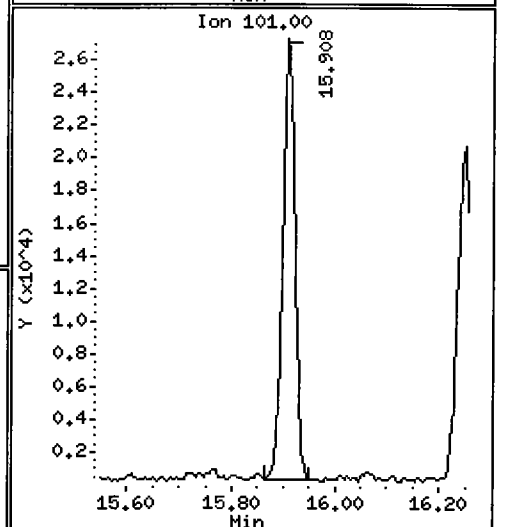
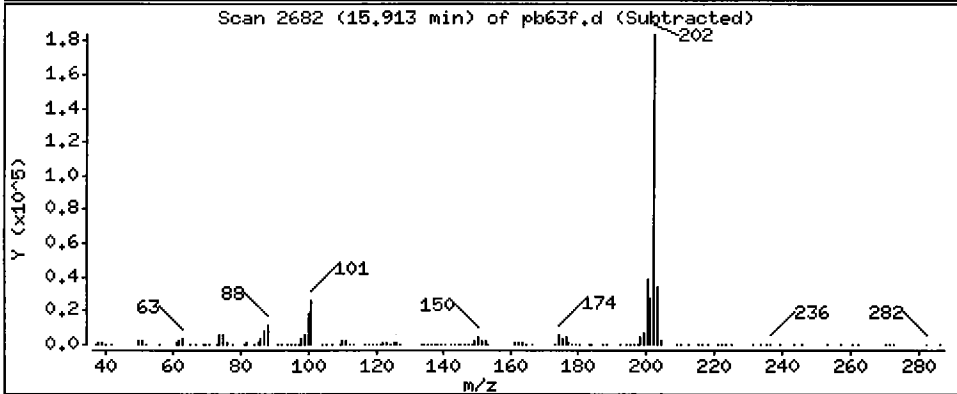
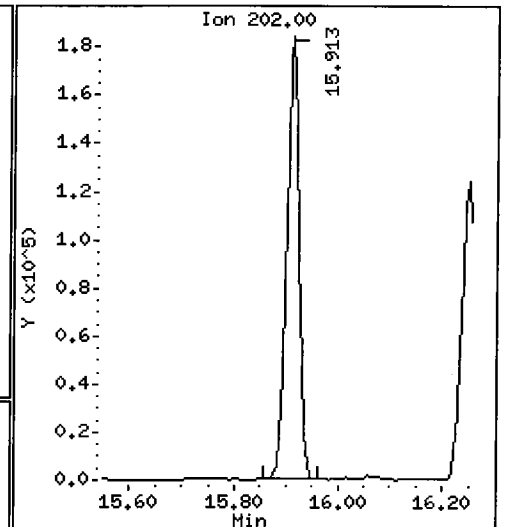
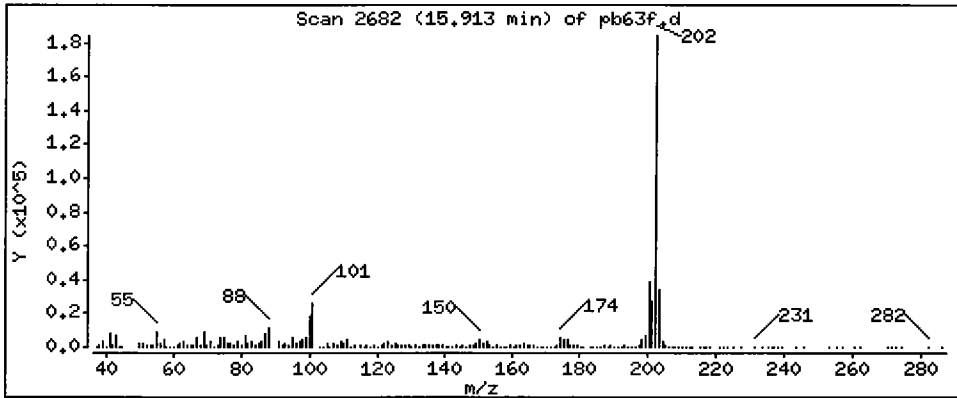
Operator: LJR/VTS

Column phase: ZB-5

Column diameter: 0.32

64 Fluoranthene

Concentration: 393.1 ug/kg



Date : 16-JUN-2009 17:22

Client ID: 3SED5-C

Instrument: nt6.i

Sample Info: PB63F

Volume Injected (uL): 1.0

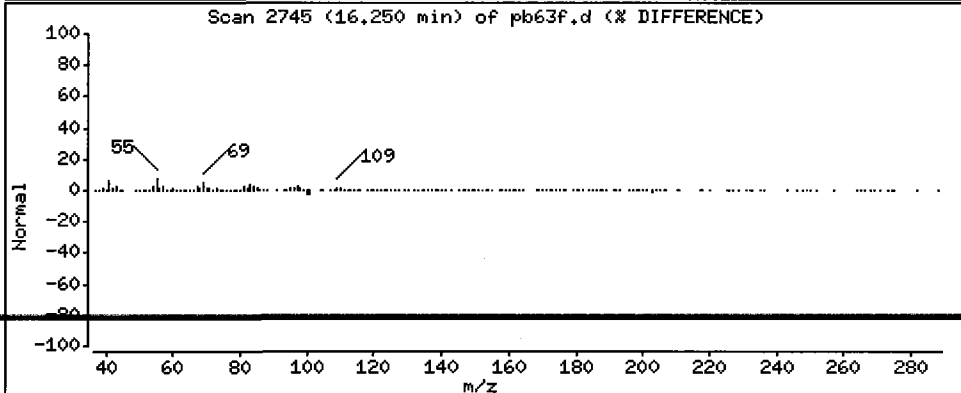
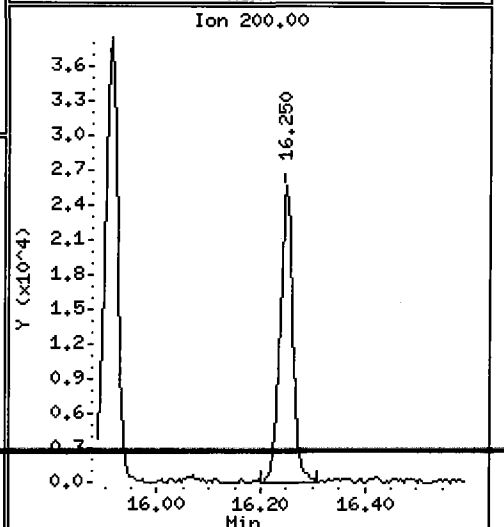
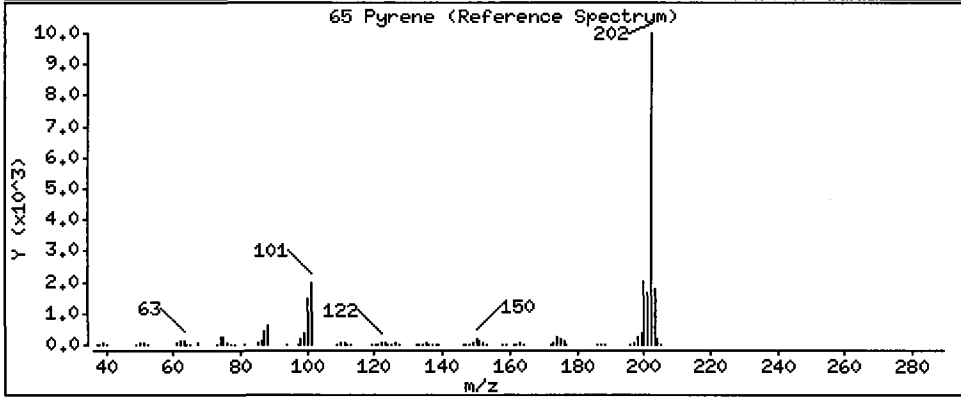
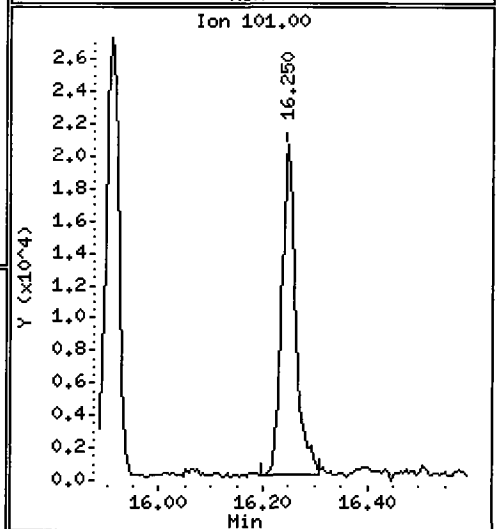
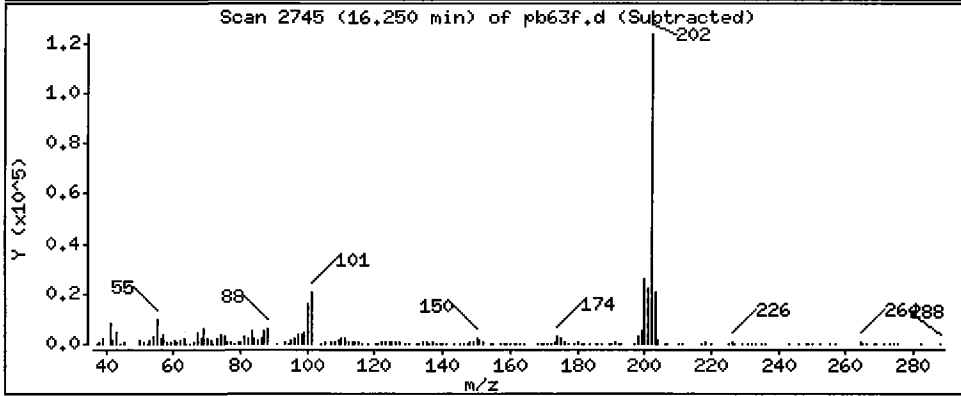
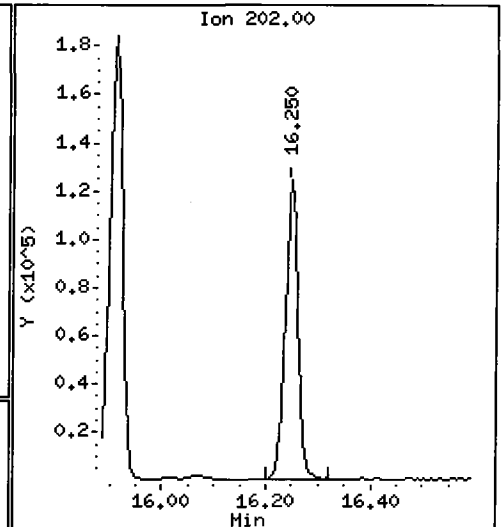
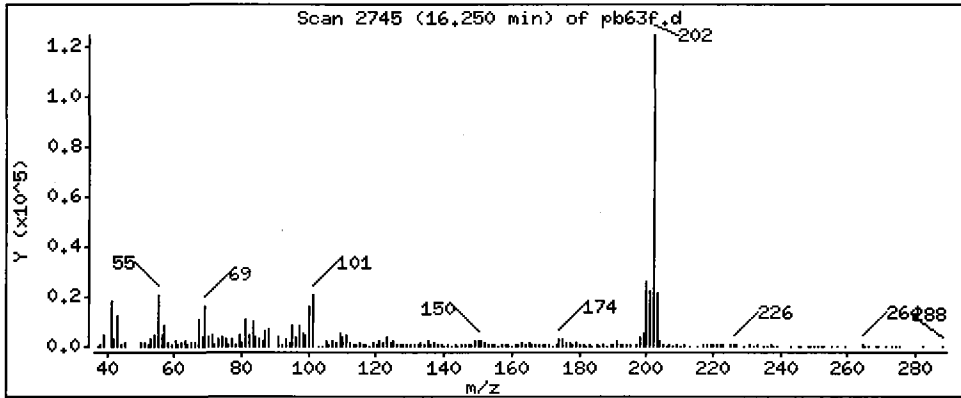
Operator: LJR/VTS

Column phase: ZB-5

Column diameter: 0.32

65 Pyrene

Concentration: 234.2 ug/kg



Date : 16-JUN-2009 17:22

Client ID: 3SED5-C

Instrument: nt6.i

Sample Info: PB63F

Volume Injected (uL): 1.0

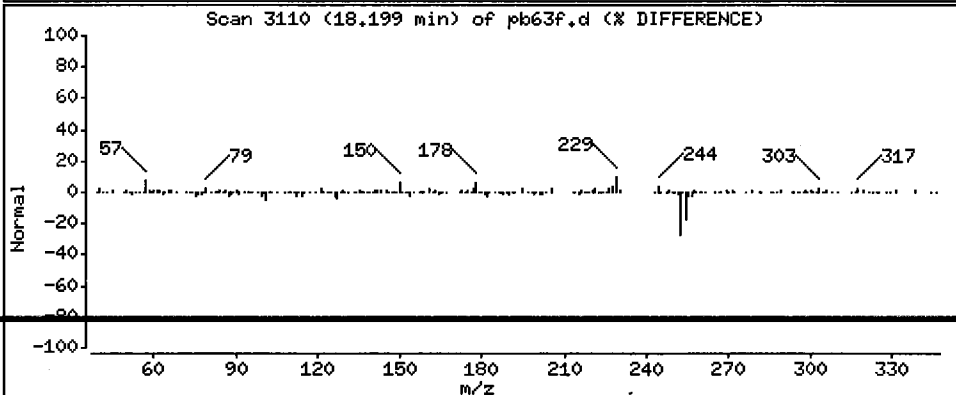
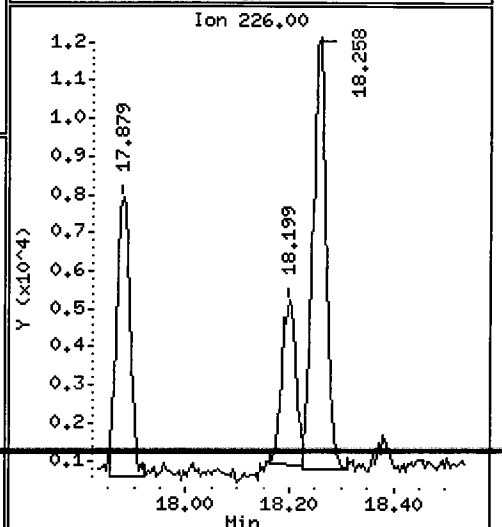
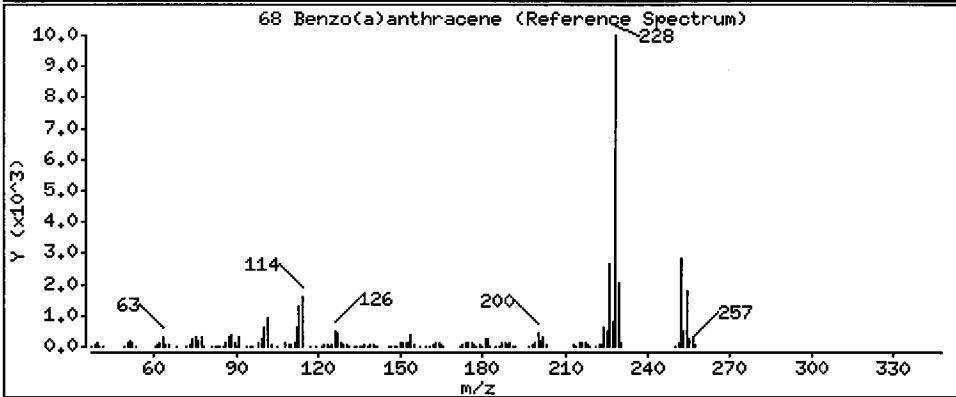
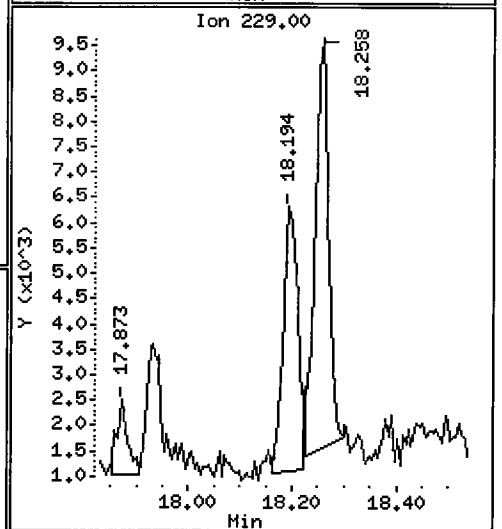
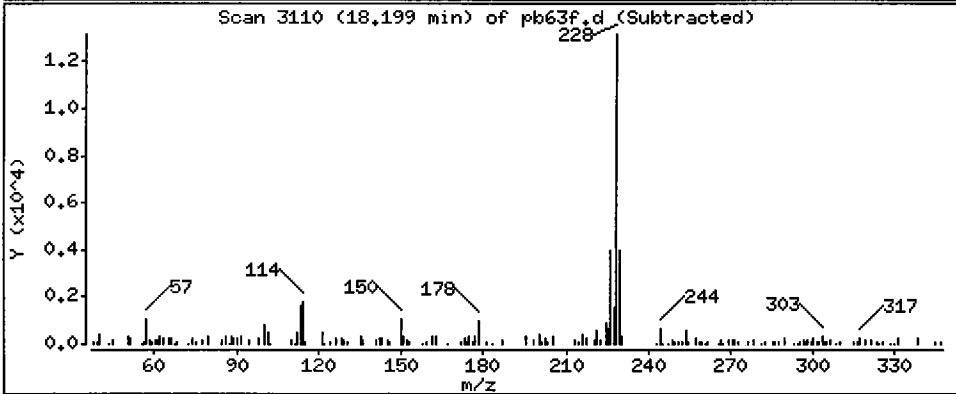
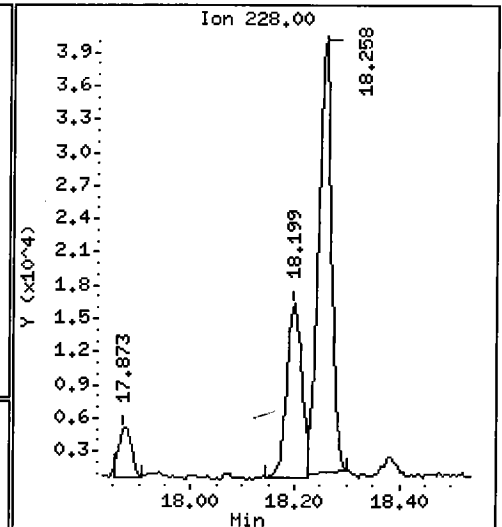
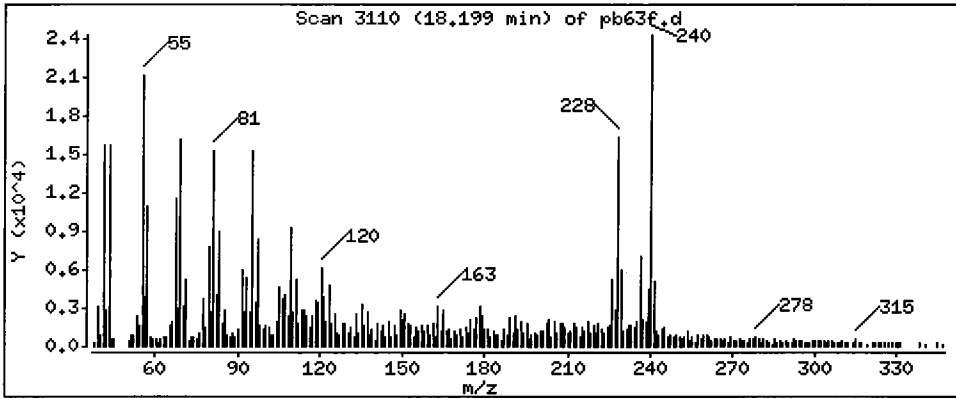
Operator: LJR/VTS

Column phase: ZB-5

Column diameter: 0.32

68 Benzo(a)anthracene

Concentration: 40.64 ug/kg



Date : 16-JUN-2009 17:22

Client ID: 3SED5-C

Instrument: nt6.i

Sample Info: PB63F

Volume Injected (uL): 1.0

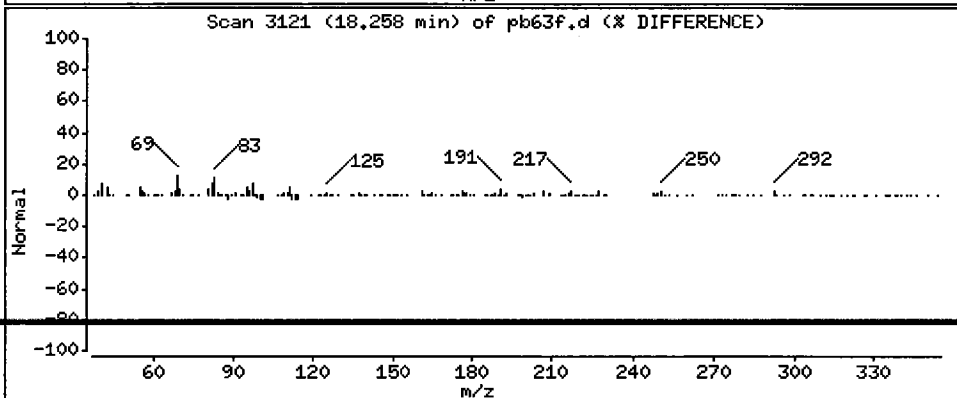
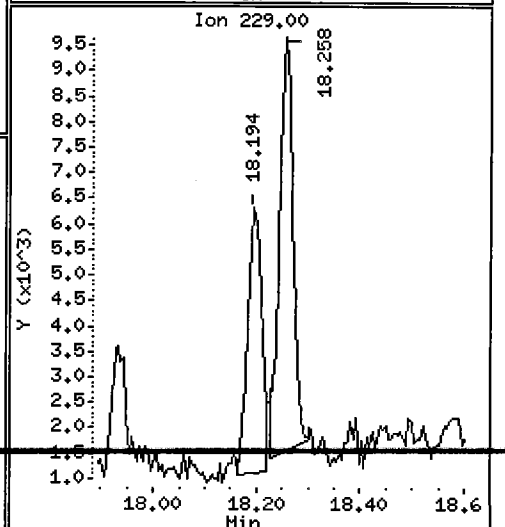
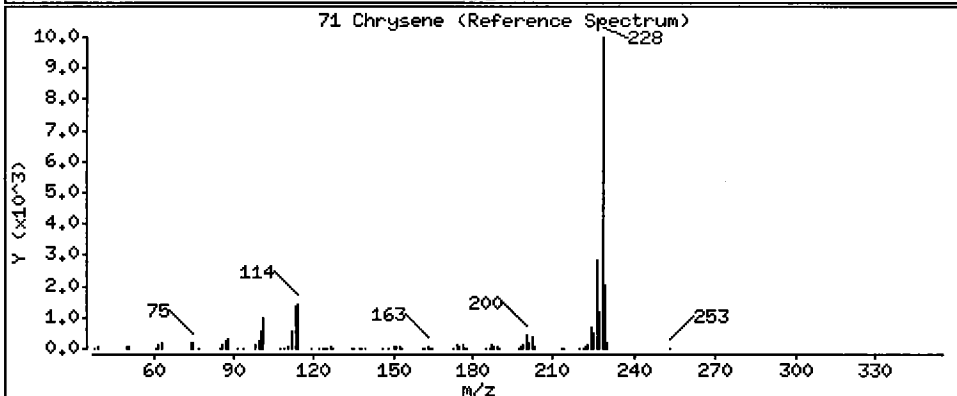
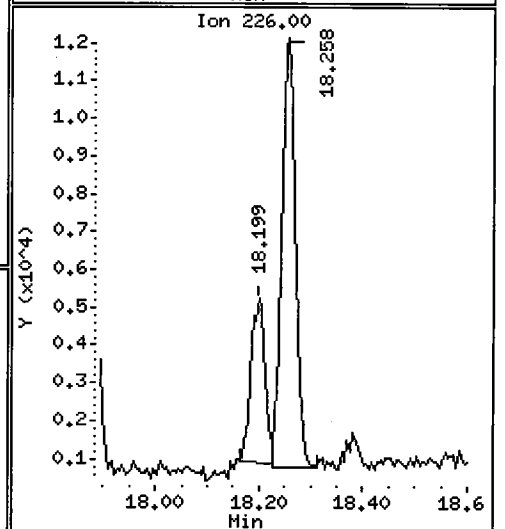
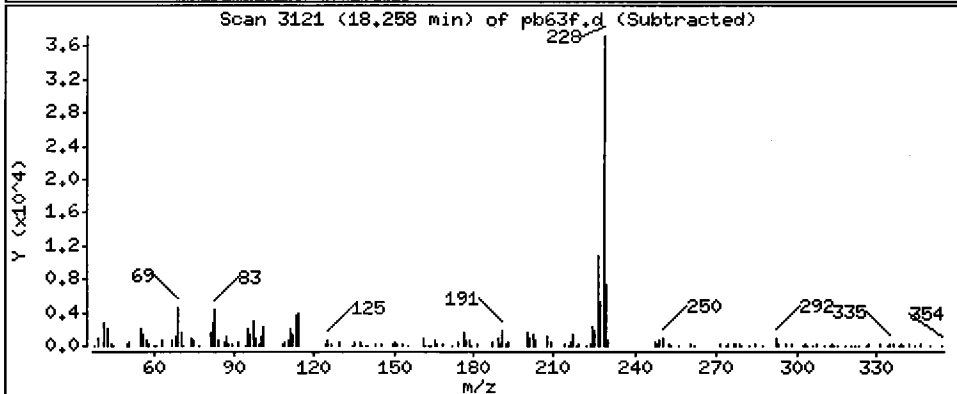
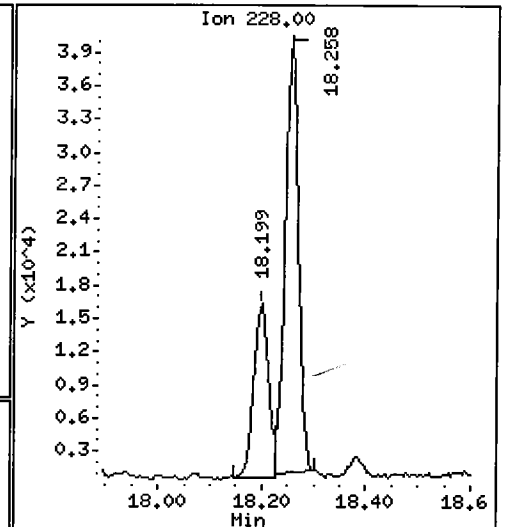
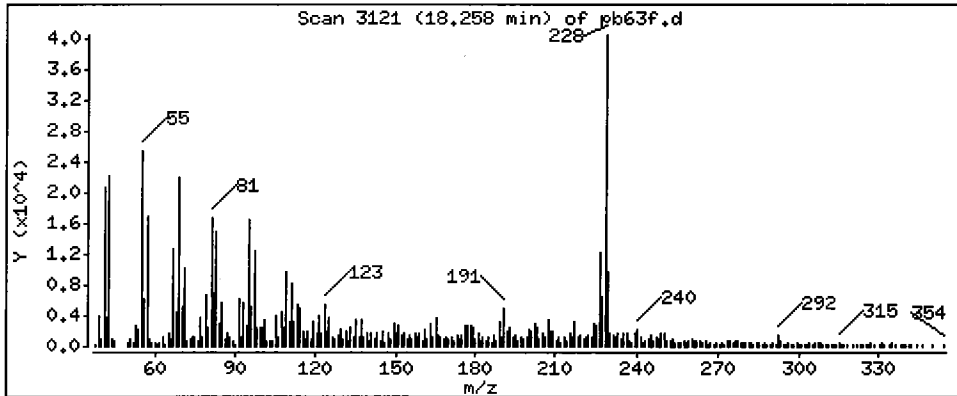
Operator: LJR/VTS

Column phase: ZB-5

Column diameter: 0.32

71 Chrysene

Concentration: 90.16 ug/kg



Date : 16-JUN-2009 17:22

Client ID: 3SED5-C

Instrument: nt6.i

Sample Info: PB63F

Volume Injected (uL): 1.0

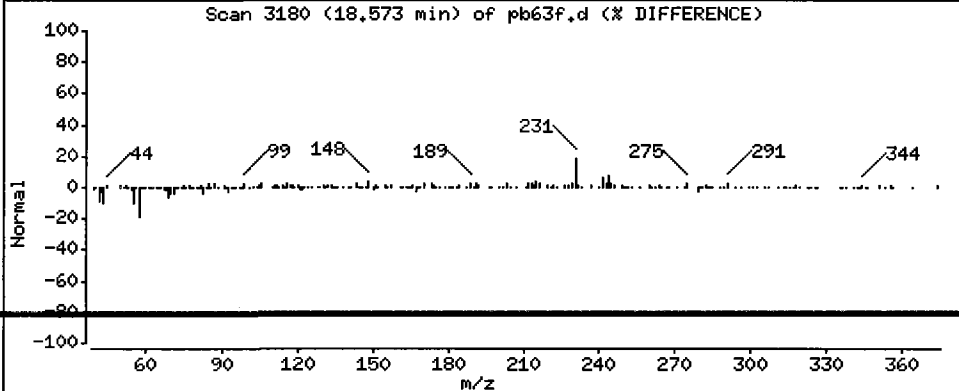
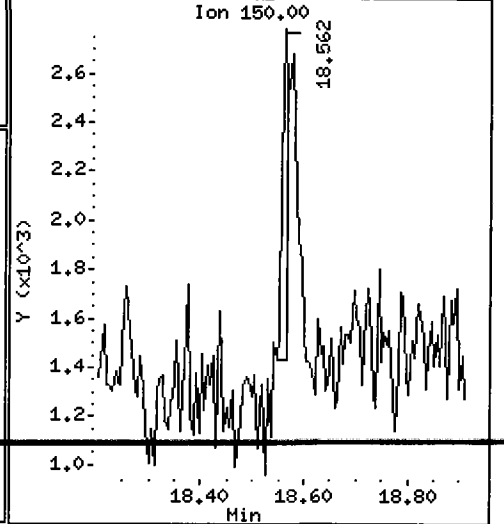
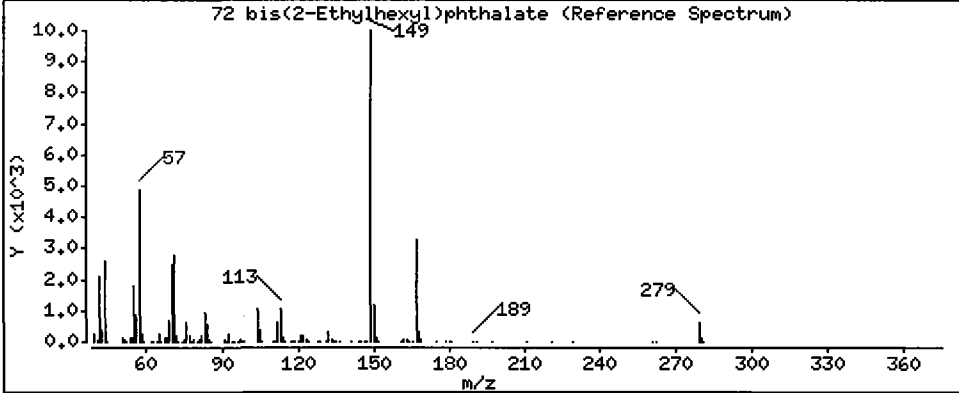
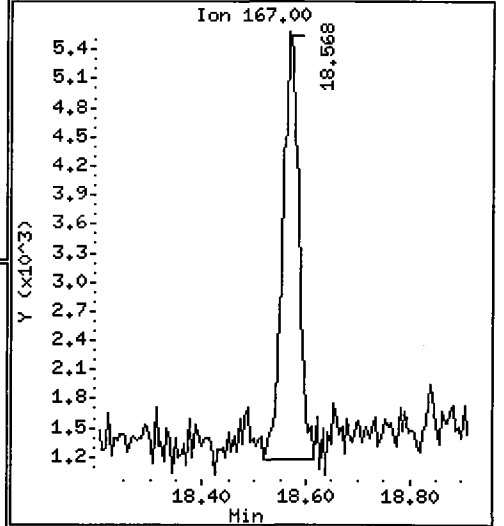
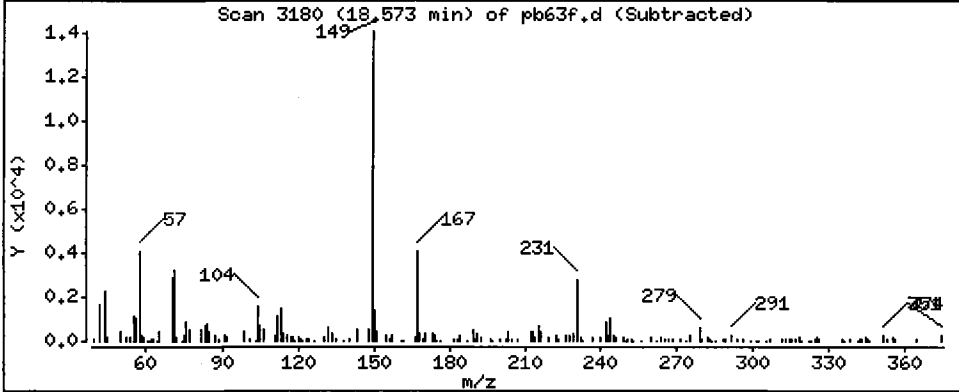
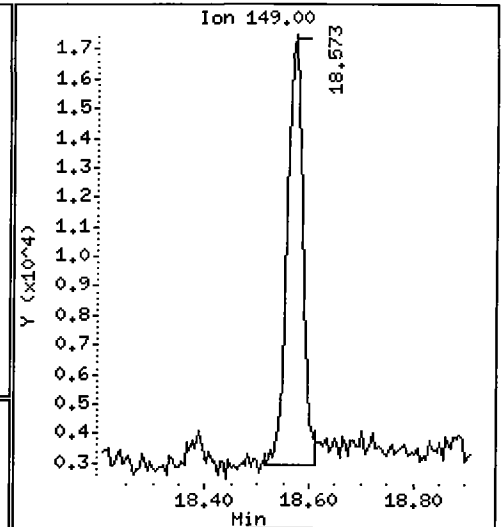
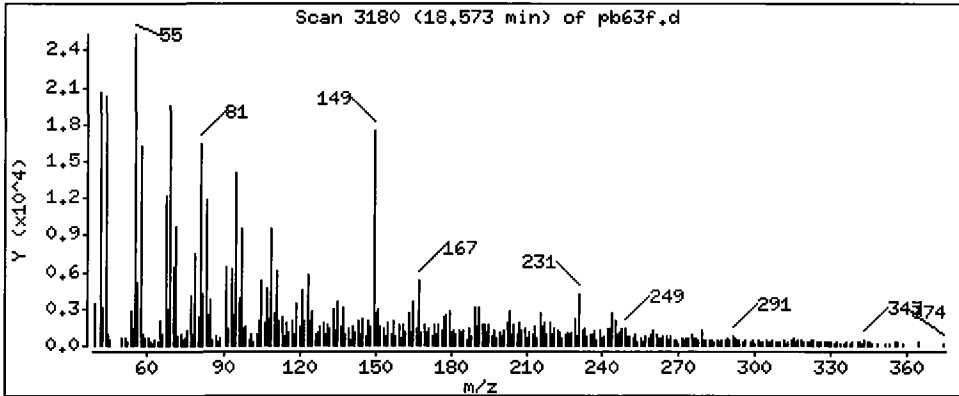
Operator: LJR/VTS

Column phase: ZB-5

Column diameter: 0.32

72 bis(2-Ethylhexyl)phthalate

Concentration: 60.63 ug/kg



Date : 16-JUN-2009 17:22

Client ID: 3SED5-C

Instrument: nt6.i

Sample Info: PB63F

Volume Injected (uL): 1.0

Operator: LJR/VTS

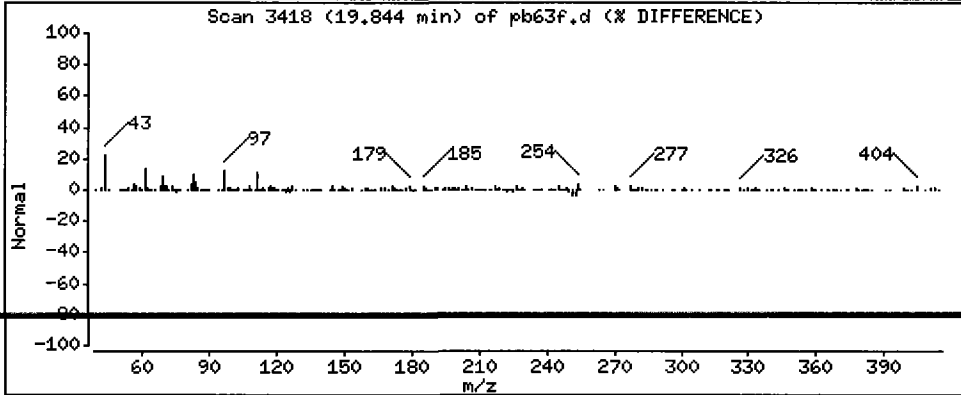
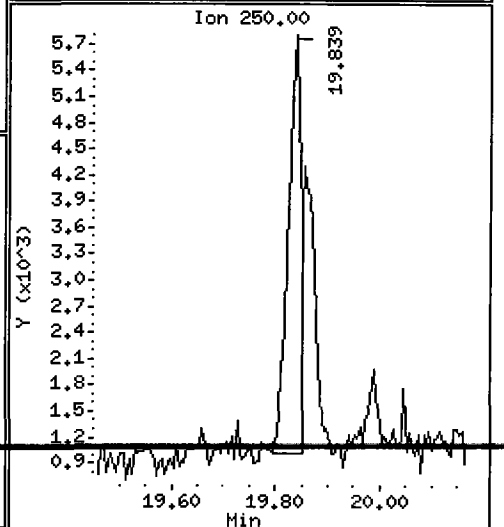
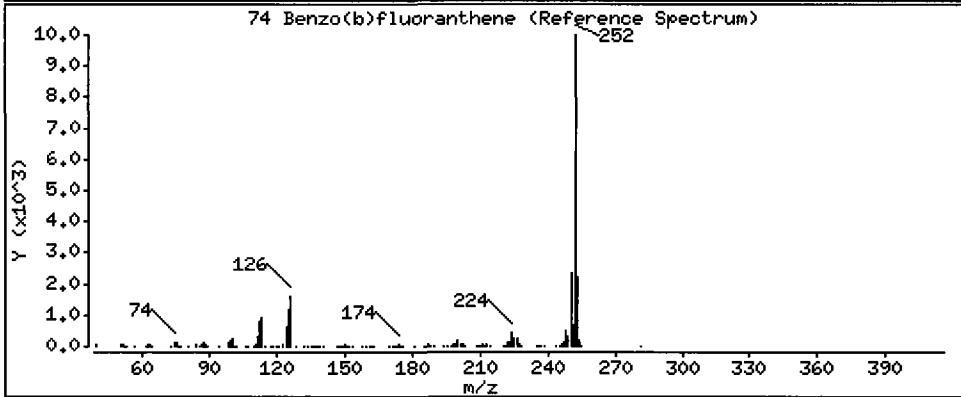
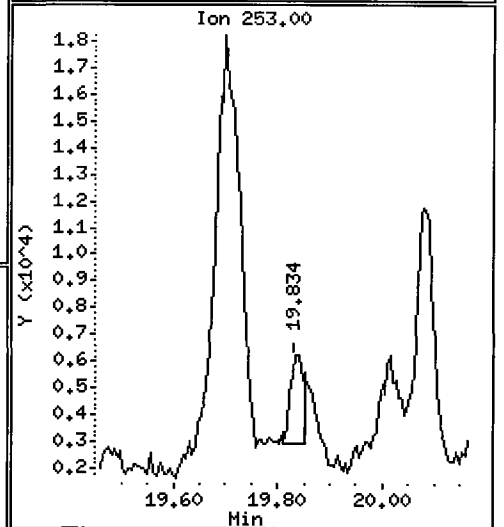
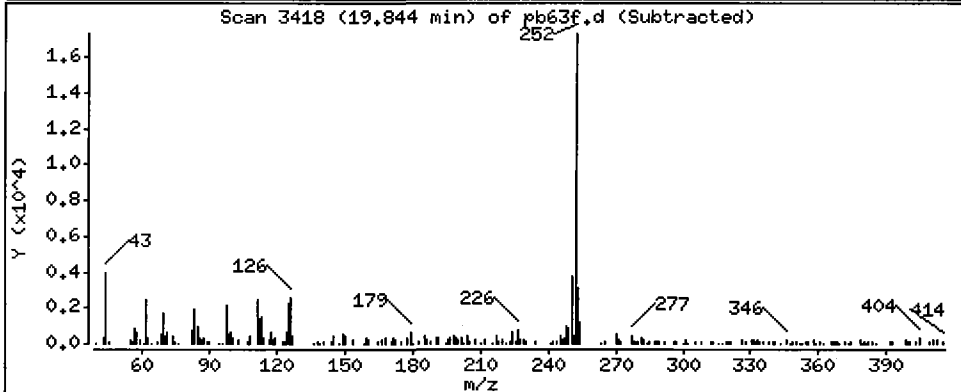
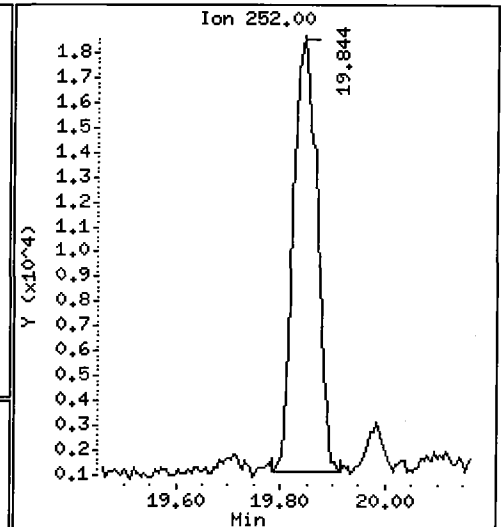
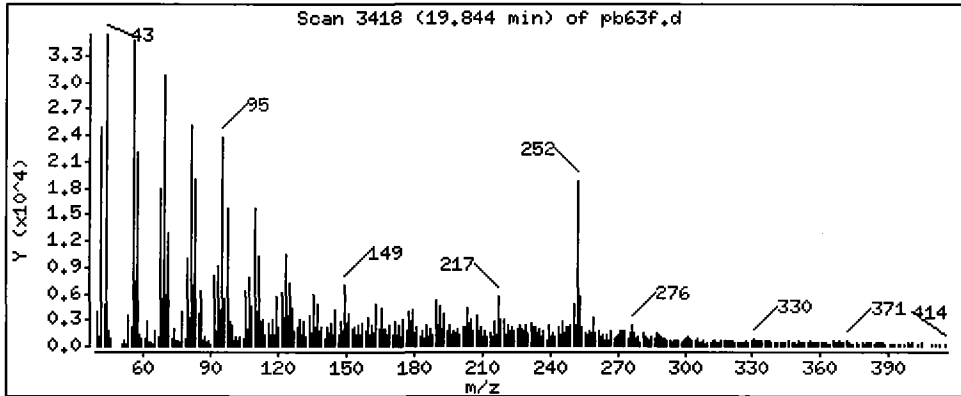
Column phase: ZB-5

Column diameter: 0.32

74 Benzo(b)fluoranthene

Concentration: 99.96 ug/kg

1/2



Date : 16-JUN-2009 17:22

Client ID: 3SED5-C

Instrument: nt6.i

Sample Info: PB63F

Volume Injected (uL): 1.0

Operator: LJR/VTS

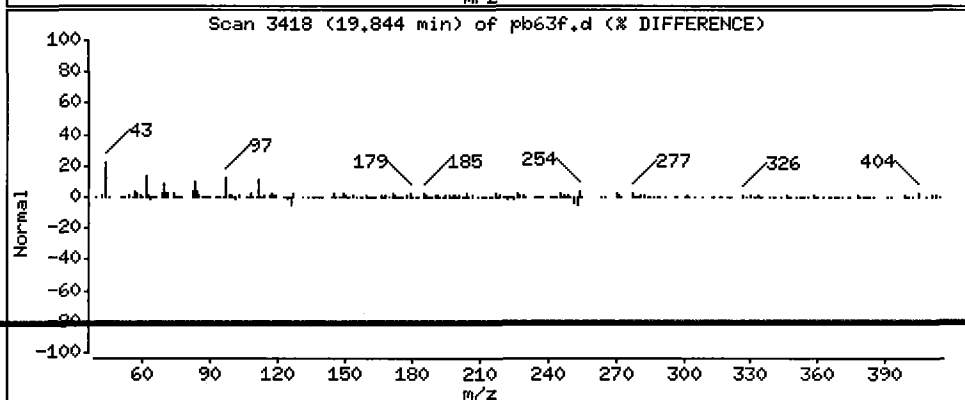
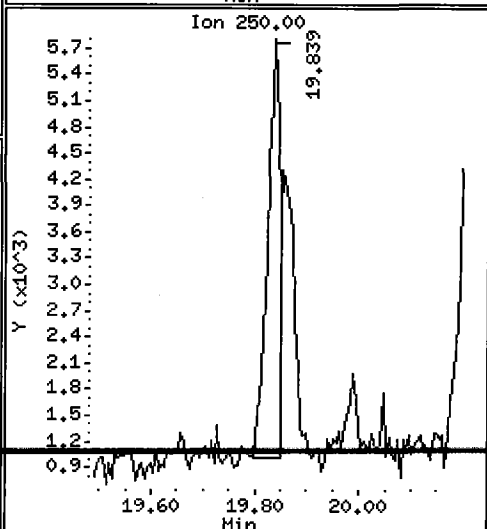
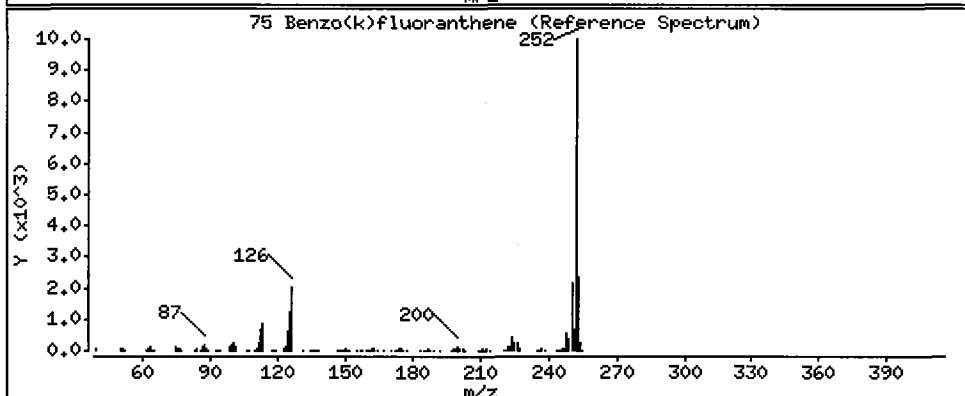
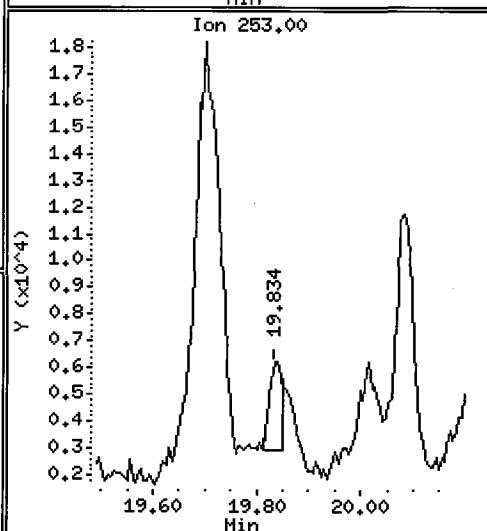
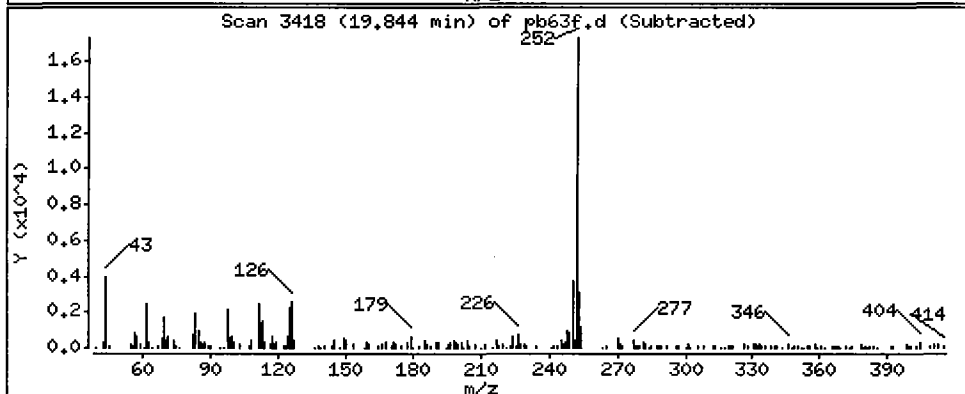
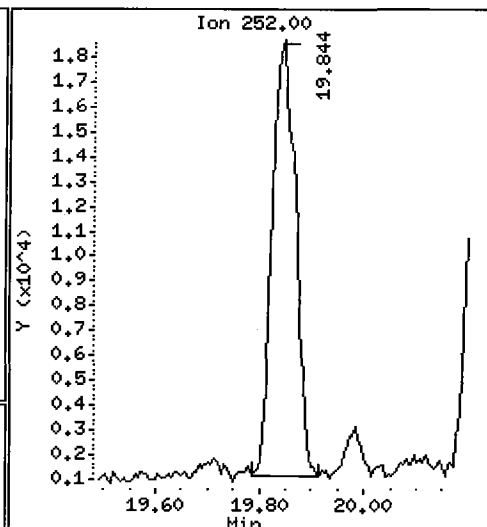
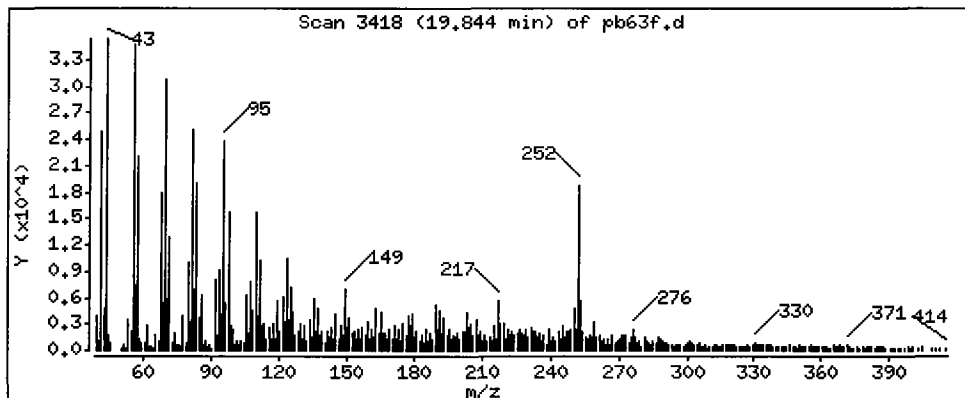
Column phase: ZB-5

Column diameter: 0.32

1/2

75 Benzo(k)fluoranthene

Concentration: 97.32 ug/kg



Date : 16-JUN-2009 17:22

Client ID: 3SED5-C

Instrument: nt6.i

Sample Info: PB63F

Volume Injected (uL): 1.0

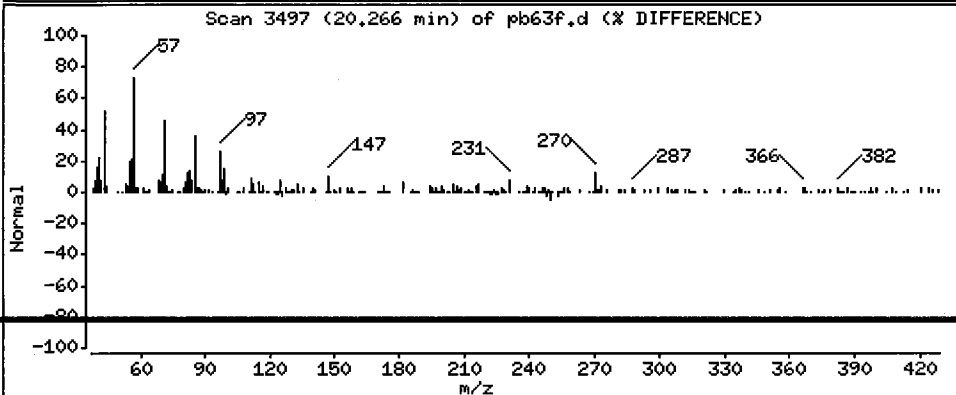
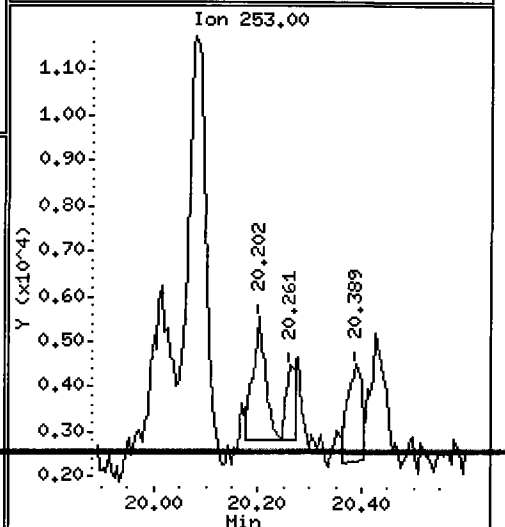
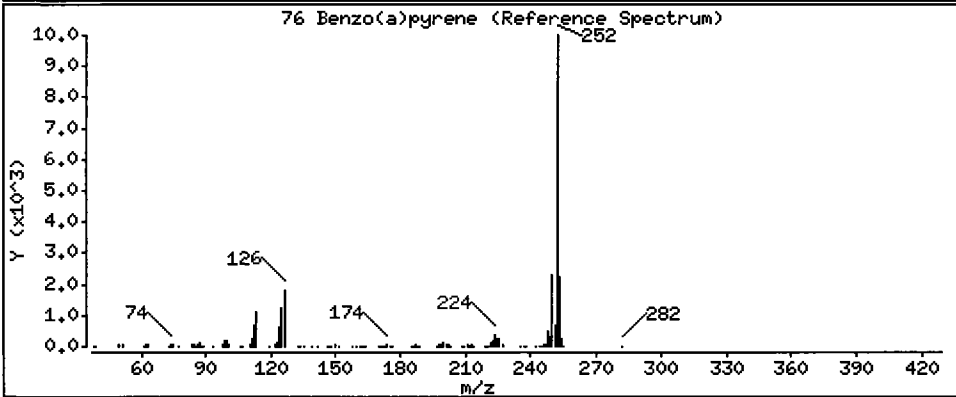
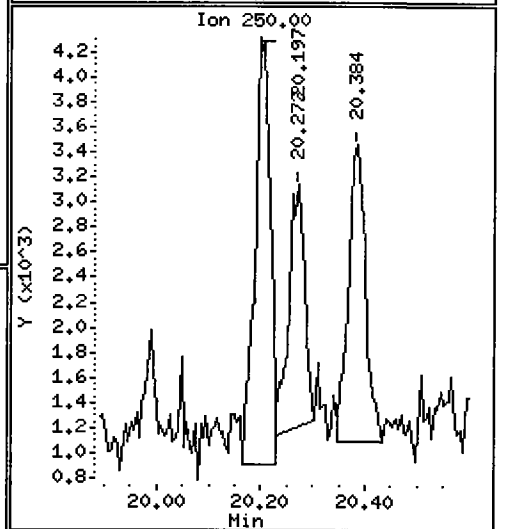
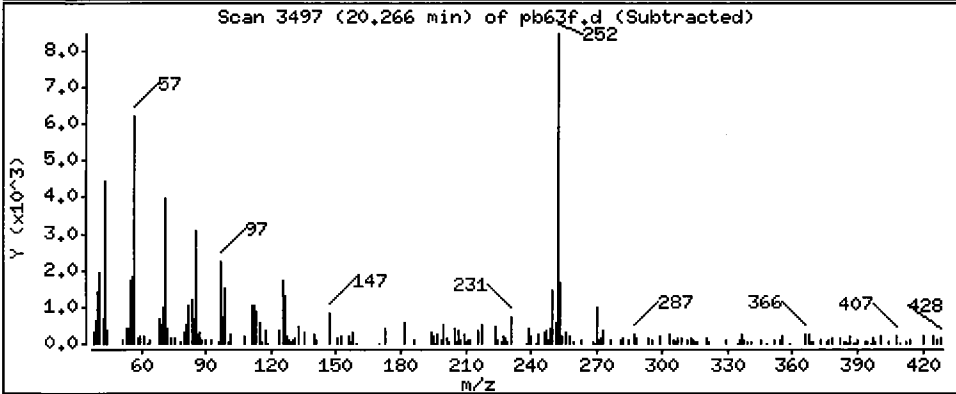
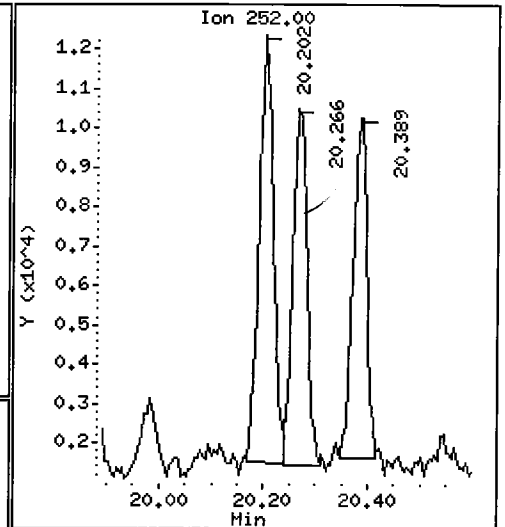
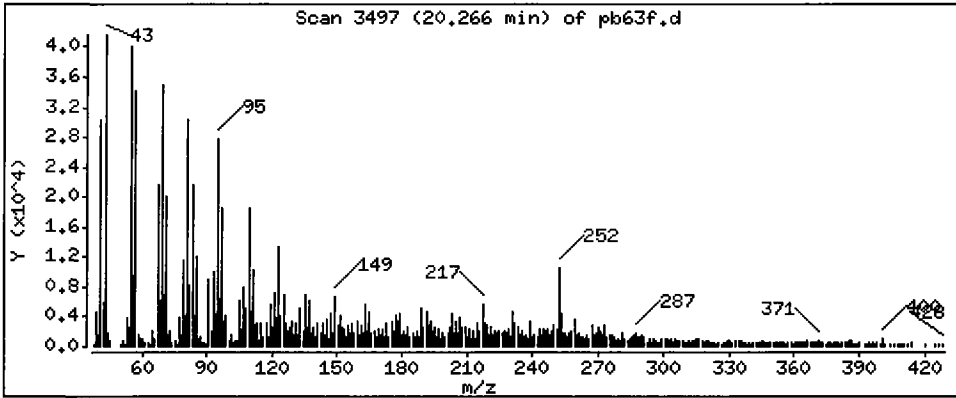
Operator: LJR/VTS

Column phase: ZB-5

Column diameter: 0.32

76 Benzo(a)pyrene

Concentration: 35.24 ug/kg



Date: 16-JUN-2009 17:22

Client ID: 3SED5-C

Instrument: nt6.i

Sample Info: PB63F

Volume Injected (uL): 1.0

Operator: LJR/VTS

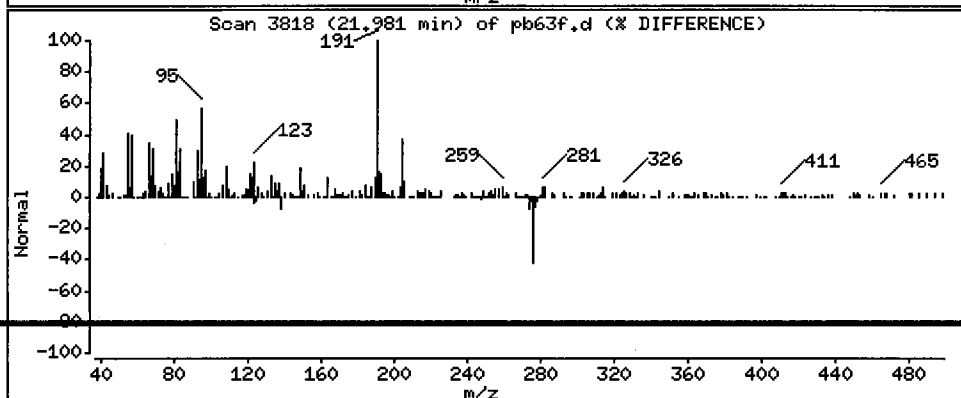
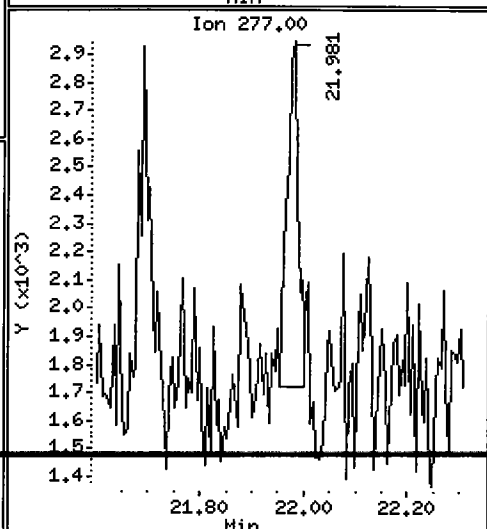
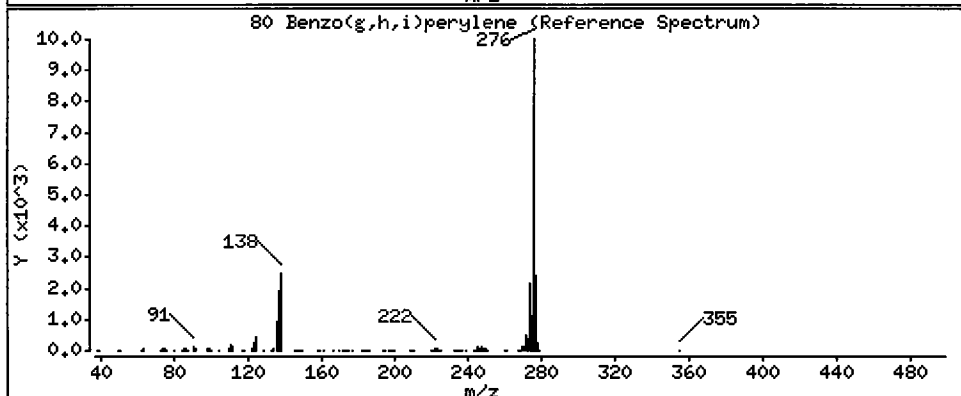
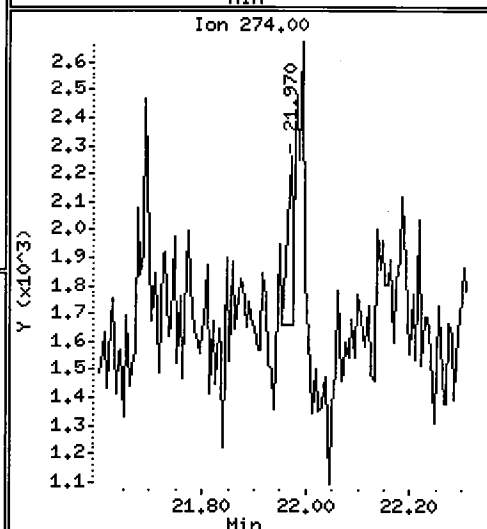
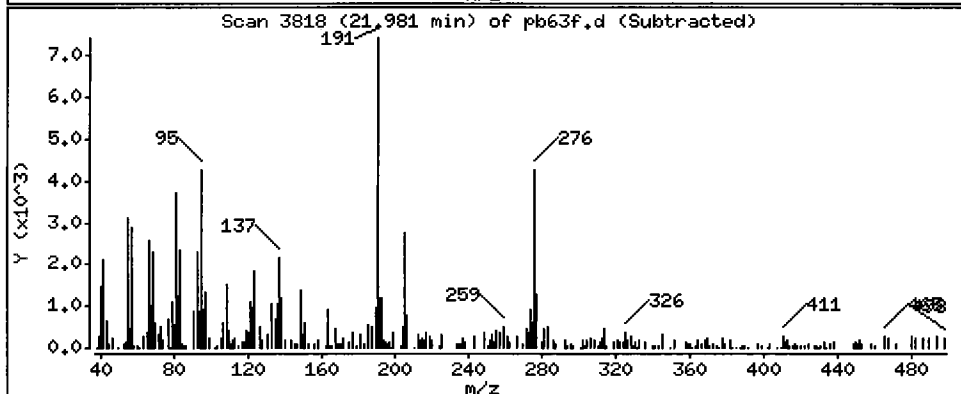
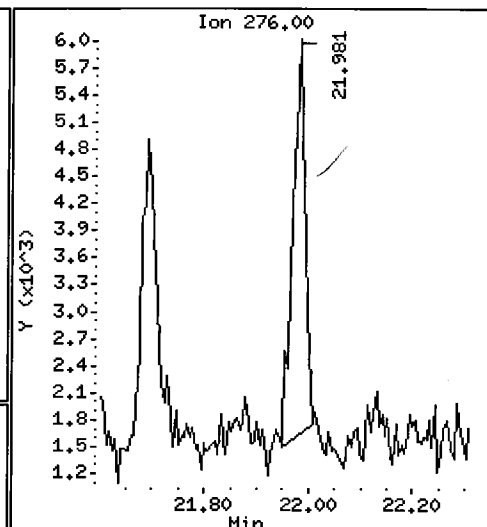
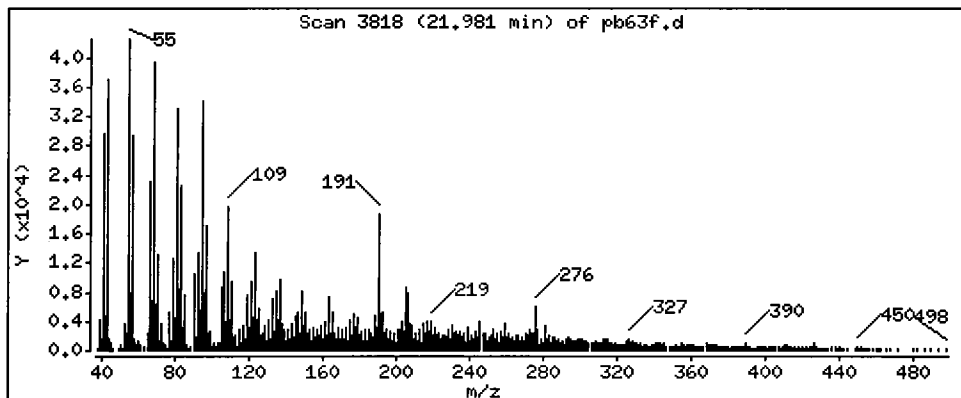
Column phase: ZB-5

Column diameter: 0.32

GLA

80 Benzo(g,h,i)perylene

Concentration: 12.23 ug/kg



ORGANICS ANALYSIS DATA SHEET

PSDDA Semivolatiles by SW8270D GC/MS

Page 1 of 2

**Sample ID: 3SED10-A
SAMPLE**

Lab Sample ID: PB63G

LIMS ID: 09-12948

Matrix: Sediment

Data Release Authorized:

Reported: 06/18/09

QC Report No: PB63-ENVIRONMENTAL SCIENCE CORP.

Project: JELD-WEN NORD DOOR

008.0228.00017

Date Sampled: 06/05/09

Date Received: 06/05/09

Date Extracted: 06/10/09

Date Analyzed: 06/16/09 17:55

Instrument/Analyst: NT6/LJR

GPC Cleanup: Yes

Sample Amount: 26.0 g-dry-wt

Final Extract Volume: 0.5 mL

Dilution Factor: 1.00

Percent Moisture: 14.9%

CAS Number	Analyte	RL	Result
108-95-2	Phenol	19	< 19 U
541-73-1	1,3-Dichlorobenzene	19	< 19 U
106-46-7	1,4-Dichlorobenzene	19	< 19 U
100-51-6	Benzyl Alcohol	19	< 19 U
95-50-1	1,2-Dichlorobenzene	19	< 19 U
95-48-7	2-Methylphenol	19	< 19 U
106-44-5	4-Methylphenol	19	< 19 U
67-72-1	Hexachloroethane	19	< 19 U
105-67-9	2,4-Dimethylphenol	19	< 19 U
65-85-0	Benzoic Acid	190	< 190 U
120-82-1	1,2,4-Trichlorobenzene	19	< 19 U
91-20-3	Naphthalene	19	21
87-68-3	Hexachlorobutadiene	19	< 19 U
91-57-6	2-Methylnaphthalene	19	32
131-11-3	Dimethylphthalate	19	< 19 U
208-96-8	Acenaphthylene	19	31
83-32-9	Acenaphthene	19	130
132-64-9	Dibenzofuran	19	200
84-66-2	Diethylphthalate	19	< 19 U
86-73-7	Fluorene	19	230
86-30-6	N-Nitrosodiphenylamine	19	< 19 U
118-74-1	Hexachlorobenzene	19	< 19 U
87-86-5	Pentachlorophenol	96	< 96 U
85-01-8	Phenanthrene	19	1,900 E
120-12-7	Anthracene	19	61
84-74-2	Di-n-Butylphthalate	19	< 19 U
206-44-0	Fluoranthene	19	1,700 E
129-00-0	Pyrene	19	1,100
85-68-7	Butylbenzylphthalate	19	< 19 U
56-55-3	Benzo (a) anthracene	19	130
117-81-7	bis (2-Ethylhexyl) phthalate	19	18 J
218-01-9	Chrysene	19	300
117-84-0	Di-n-Octyl phthalate	19	< 19 U
205-99-2	Benzo (b) fluoranthene	19	210
207-08-9	Benzo (k) fluoranthene	19	210
50-32-8	Benzo (a) pyrene	19	77
193-39-5	Indeno (1,2,3-cd) pyrene	19	21

ORGANICS ANALYSIS DATA SHEET
PSDDA Semivolatiles by SW8270D GC/MS
 Page 2 of 2

Sample ID: 3SED10-A
SAMPLE

Lab Sample ID: PB63G
 LIMS ID: 09-12948
 Matrix: Sediment
 Date Analyzed: 06/16/09 17:55

QC Report No: PB63-ENVIROMENTAL SCIENCE CORP.
 Project: JELD-WEN NORD DOOR
 008.0228.00017

CAS Number	Analyte	RL	Result
53-70-3	Dibenz(a,h)anthracene	19	< 19 U
191-24-2	Benzo(g,h,i)perylene	19	21
90-12-0	1-Methylnaphthalene	19	30

Reported in µg/kg (ppb)

Semivolatile Surrogate Recovery

d5-Nitrobenzene	60.4%	2-Fluorobiphenyl	72.4%
d14-p-Terphenyl	88.0%	d4-1,2-Dichlorobenzene	56.4%
d5-Phenol	61.9%	2-Fluorophenol	61.6%
2,4,6-Tribromophenol	67.7%	d4-2-Chlorophenol	62.9%

Analytical Resources, Inc.

Semivolatiles Report SW846 Method 8270D

Data file : /chem1/nt6.i/20090616.b/pb63g.d
 Lab Smp Id: PB63G Client Smp ID: 3SED10-A
 Inj Date : 16-JUN-2009 17:55
 Operator : LJR/VTS Inst ID: nt6.i
 Smp Info : PB63G
 Misc Info : 09-12948
 Comment : 1ul Injection
 Method : /chem1/nt6.i/20090616.b/SW846.m
 Meth Date : 17-Jun-2009 11:06 jeff Quant Type: ISTD
 Cal Date : 11-JUN-2009 14:21 Cal File: 0050611a.d
 Als bottle: 12
 Dil Factor: 1.00000
 Integrator: HP RTE Compound Sublist: PSDDA.sub
 Target Version: 3.50

LJR
6/17/09

Concentration Formula: Amt * DF * Vt / (Ws * (100 - M) / 100) * CpndVariable

Name	Value	Description
DF	1.00000	Dilution Factor
Vt	500.00000	Volume of final extract (uL)
Ws	30.50000	Weight of sample extracted (g)
M	14.90000	% Moisture

Cpnd Variable

Local Compound Variable

Compounds	QUANT SIG	RT	EXP RT	REL RT	RESPONSE	CONCENTRATIONS	
						ON-COLUMN (ug/mL)	FINAL (ug/kg)
\$ 1 2-Fluorophenol	112	4.691	4.638	(0.696)	183728	23.1196	445.4
\$ 2 Phenol-d5	99	6.496	6.428	(0.964)	247783	23.2189	447.3
3 Phenol	94	Compound Not Detected.					
\$ 5 2-Chlorophenol-d4	132	6.459	6.438	(0.958)	153760	23.6449	455.5
4 Bis(2-Chloroethyl) ether	93	Compound Not Detected.					
6 2-Chlorophenol	128	Compound Not Detected.					
7 1,3-Dichlorobenzene	146	Compound Not Detected.					
* 8 1,4-Dichlorobenzene-d4	152	6.742	6.732	(1.000)	96391	20.0000	
9 1,4-Dichlorobenzene	146	Compound Not Detected.					
\$ 10 1,2-Dichlorobenzene-d4	152	7.041	7.036	(1.044)	67466	14.0560	270.8
12 1,2-Dichlorobenzene	146	Compound Not Detected.					
11 Benzyl alcohol	108	Compound Not Detected.					
14 2,2'-oxybis(1-Chloropropane)	45	Compound Not Detected.					
13 2-Methylphenol	108	Compound Not Detected.					
17 Hexachloroethane	117	Compound Not Detected.					

Compounds	QUANT SIG MASS	RT	EXP RT	REL RT	RESPONSE	CONCENTRATIONS	
						ON-COLUMN (ug/mL)	FINAL (ug/kg)
16 N-Nitroso-di-n-propylamine	70						
15 4-Methylphenol	108						
\$ 18 Nitrobenzene-d5	82	7.703	7.704	(0.874)	157882	15.0541	290.0
19 Nitrobenzene	77						
20 Isophorone	82						
21 2-Nitrophenol	139						
22 2,4-Dimethylphenol	107						
23 Bis(2-Chloroethoxy)methane	93						
24 Benzoic acid	105						
25 2,4-Dichlorophenol	162						
26 1,2,4-Trichlorobenzene	180						
* 27 Naphthalene-d8	136	8.809	8.804	(1.000)	341488	20.0000	
28 Naphthalene	128	8.836	8.836	(1.003)	22321	1.09953	21.18
29 4-Chloroaniline	127						
30 Hexachlorobutadiene	225						
31 4-Chloro-3-methylphenol	107						
32 2-Methylnaphthalene	141	9.963	9.958	(1.131)	18411	1.66486	32.07
33 Hexachlorocyclopentadiene	237						
34 2,4,6-Trichlorophenol	196						
35 2,4,5-Trichlorophenol	196						
\$ 36 2-Fluorobiphenyl	172	10.625	10.626	(0.913)	248542	18.1157	349.0
37 2-Chloronaphthalene	162						
38 2-Nitroaniline	65						
39 Dimethylphthalate	163						
40 Acenaphthylene	152	11.383	11.384	(0.978)	29840	1.62545	31.31
41 2,6-Dinitrotoluene	165						
* 42 Acenaphthene-d10	164	11.640	11.635	(1.000)	184708	20.0000	
43 3-Nitroaniline	138						
44 Acenaphthene	153	11.688	11.683	(1.004)	78290	6.75727	130.2
45 2,4-Dinitrophenol	184						
46 Dibenzofuran	168	11.950	11.950	(1.027)	170375	10.1774	196.1
47 4-Nitrophenol	109						
48 2,4-Dinitrotoluene	165						
50 Diethylphthalate	149						
49 Fluorene	166	12.500	12.495	(1.074)	164937	12.0452	232.0
51 4-Chlorophenyl-phenylether	204						
52 4-Nitroaniline	138						
53 4,6-Dinitro-2-methylphenol	198						
54 N-Nitrosodiphenylamine	169						
\$ 55 2,4,6-Tribromophenol	330	12.927	12.917	(1.111)	44651	25.3529	488.4
56 4-Bromophenyl-phenylether	248						
57 Hexachlorobenzene	284						
58 Pentachlorophenol	266						
* 59 Phenanthrene-d10	188	13.974	13.964	(1.000)	260586	20.0000	
60 Phenanthrene	178	14.017	14.001	(1.003)	1662330	100.504 E	1936
61 Anthracene	178	14.081	14.071	(1.008)	53353	3.18179	61.29(M)
62 Carbazole	167	14.406	14.386	(1.031)	64142	4.65491	89.67
63 Di-n-butylphthalate	149						

Compounds	QUANT SIG		CONCENTRATIONS				
	MASS	RT	EXP RT	REL RT	RESPONSE	ON-COLUMN (ug/mL)	FINAL (ug/kg)
64 Fluoranthene	202	15.923	15.903	(1.139)	1471986	87.1701E	1679
65 Pyrene	202	16.255	16.239	(0.892)	1023347	55.3951	1067
\$ 66 Terphenyl-d14	244	16.623	16.613	(0.912)	262054	22.0023	423.8
67 Butylbenzylphthalate	149	Compound Not Detected.					
68 Benzo(a)anthracene	228	18.199	18.183	(0.999)	108458	6.58979	126.9
* 69 Chrysene-d12	240	18.220	18.210	(1.000)	222993	20.0000	
70 3,3'-Dichlorobenzidine	252	Compound Not Detected.					
71 Chrysene	228	18.257	18.247	(1.002)	249471	15.8303	304.9
72 bis(2-Ethylhexyl)phthalate	149	18.567	18.557	(0.952)	9100	0.92140	17.75
* 134 Di-n-octylphthalate-d4	153	19.497	19.486	(1.000)	318436	20.0000	
73 Di-n-octylphthalate	149	Compound Not Detected.					
74 Benzo(b)fluoranthene	252	19.833	19.812	(0.975)	230886	22.3192	430.011.012
75 Benzo(k)fluoranthene	252	19.833	19.844	(0.975)	230886	21.7301	410.611.012
76 Benzo(a)pyrene	252	20.260	20.245	(0.996)	37294	3.98255	76.72
* 77 Perylene-d12	264	20.340	20.325	(1.000)	142753	20.0000	
78 Indeno(1,2,3-cd)pyrene	276	21.681	21.660	(1.066)	13657	1.09402	21.07
79 Dibenzo(a,h)anthracene	278	Compound Not Detected.					
80 Benzo(g,h,i)perylene	276	21.969	21.954	(1.080)	11973	1.09744	21.14
90 N-Nitrosodimethylamine	74	Compound Not Detected.					
91 Aniline	93	Compound Not Detected.					
93 Benzidine	184	Compound Not Detected.					
103 Pyridine	79	Compound Not Detected.					
105 1-methylnaphthalene	141	10.128	10.124	(1.150)	16281	1.53734	29.61
111 Azobenzene (1,2-DP-Hydrazine)	77	Compound Not Detected.					

QC Flag Legend

M - Compound response manually integrated.

Analytical Resources, Inc.

INTERNAL STANDARD COMPOUNDS
 AREA AND RT SUMMARY

Instrument ID: nt6.i	Calibration Date: 16-JUN-2009
Lab File ID: pb63g.d	Calibration Time: 11:54
Lab Smp Id: PB63G	Client Smp ID: 3SED10-A
Analysis Type: SV	Level: LOW
Quant Type: ISTD	Sample Type: Sediment
Operator: LJR/VTS	
Method File: /chem1/nt6.i/20090616.b/SW846.m	
Misc Info: 09-12948	

Test Mode:
 Use Initial Calibration Level 4.

COMPOUND	STANDARD	AREA LIMIT		SAMPLE	%DIFF
		LOWER	UPPER		
8 1,4-Dichlorobenze	112389	56194	224778	96391	-14.23
27 Naphthalene-d8	384492	192246	768984	341488	-11.18
42 Acenaphthene-d10	217478	108739	434956	184708	-15.07
59 Phenanthrene-d10	336594	168297	673188	260586	-22.58
69 Chrysene-d12	247160	123580	494320	222993	-9.78
134 Di-n-octylphthala	347036	173518	694072	318436	-8.24
77 Perylene-d12	232938	116469	465876	142753	-38.72

COMPOUND	STANDARD	RT LIMIT		SAMPLE	%DIFF
		LOWER	UPPER		
8 1,4-Dichlorobenze	6.73	6.23	7.23	6.74	0.15
27 Naphthalene-d8	8.80	8.30	9.30	8.81	0.05
42 Acenaphthene-d10	11.64	11.14	12.14	11.64	0.04
59 Phenanthrene-d10	13.96	13.46	14.46	13.97	0.07
69 Chrysene-d12	18.21	17.71	18.71	18.22	0.06
134 Di-n-octylphthala	19.49	18.99	19.99	19.50	0.05
77 Perylene-d12	20.32	19.82	20.82	20.34	0.08

AREA UPPER LIMIT = +100% of internal standard area.
 AREA LOWER LIMIT = - 50% of internal standard area.
 RT UPPER LIMIT = + 0.50 minutes of internal standard RT.
 RT LOWER LIMIT = - 0.50 minutes of internal standard RT.

Analytical Resources, Inc.

RECOVERY REPORT

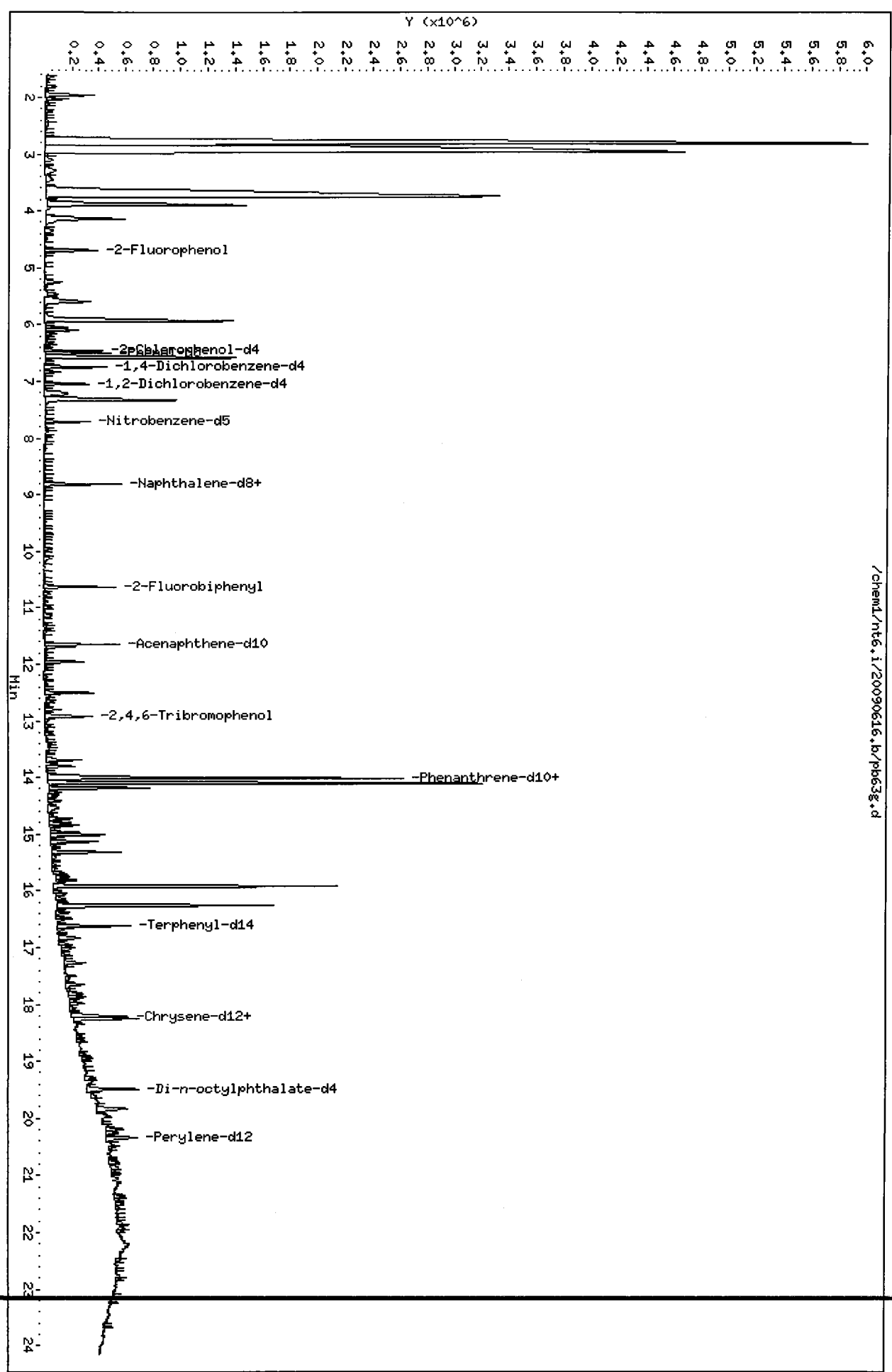
Client Name: ESC Client SDG: PB63
 Sample Matrix: SOLID Fraction: SV
 Lab Smp Id: PB63G Client Smp ID: 3SED10-A
 Level: LOW Operator: LJR/VTS
 Data Type: MS DATA SampleType: SAMPLE
 SpikeList File: PSDDALCS.spk Quant Type: ISTD
 Sublist File: PSDDA.sub
 Method File: /chem1/nt6.i/20090616.b/SW846.m
 Misc Info: 09-12948

SURROGATE COMPOUND	CONC ADDED ug/kg	CONC RECOVERED ug/kg	% RECOVERED	LIMITS
\$ 1 2-Fluorophenol	722.4	445.4	61.65	21-100
\$ 2 Phenol-d5	722.4	447.3	61.92	10-100
\$\$ 5 2-Chlorophenol-d4	722.4	455.5	63.05	30-100
\$ 10 1,2-Dichlorobenzen	481.6	270.8	56.22	24-100
\$ 18 Nitrobenzene-d5	481.6	290.0	60.22	26-100
\$\$ 36 2-Fluorobiphenyl	481.6	349.0	72.46	32-100
\$\$\$ 55 2,4,6-Tribromophen	722.4	488.4	67.61	33-118
\$ 66 Terphenyl-d14	481.6	423.8	88.01	21-97

Data File: /chem1/nt6.i/20090616.b/pb63g.d
Date: 16-JUN-2009 17:55
Client ID: 3SEED10-A
Sample Info: PB63G
Volume Injected (uL): 1.0
Column phase: ZB-5

Instrument: nt6.1
Operator: LJR/VTS
Column diameter: 0.32

/chem1/nt6.i/20090616.b/pb63g.d



Date : 16-JUN-2009 17:55

Client ID: 3SED10-A

Instrument: nt6.i

Sample Info: PB63G

Volume Injected (uL): 1.0

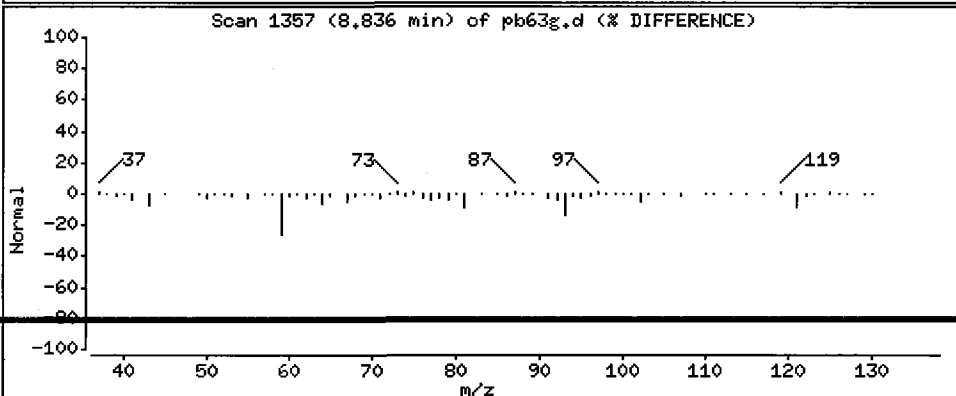
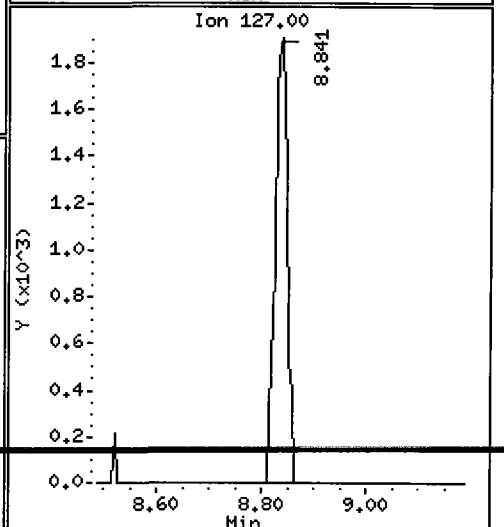
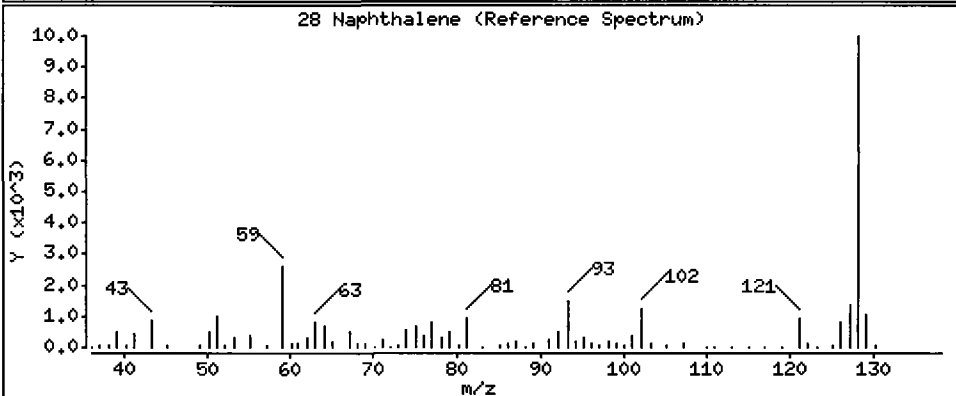
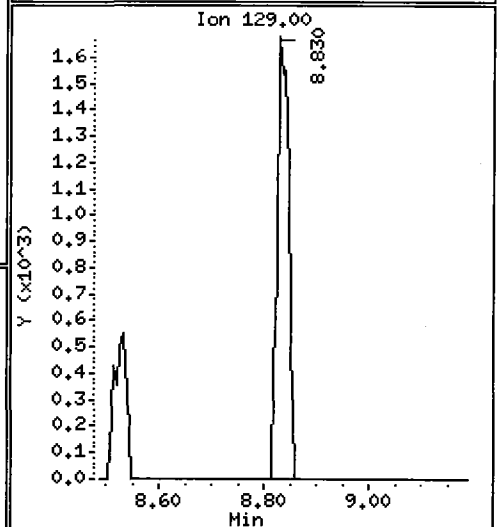
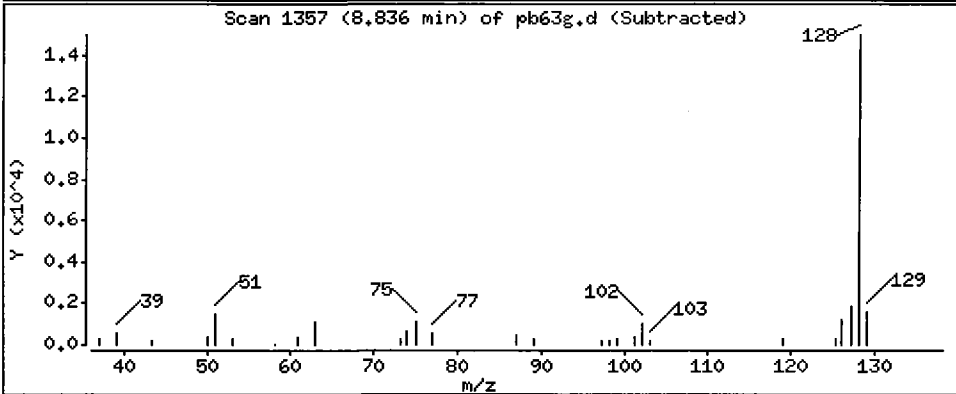
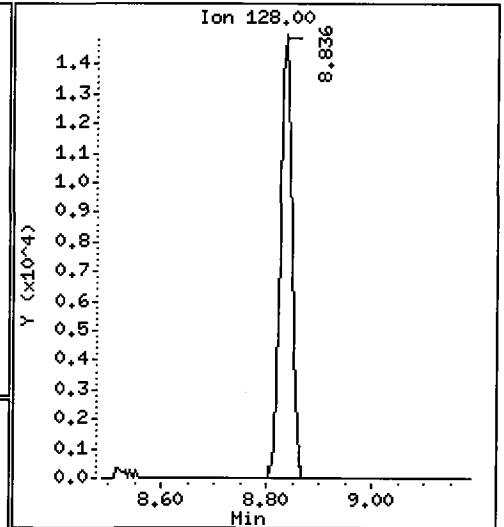
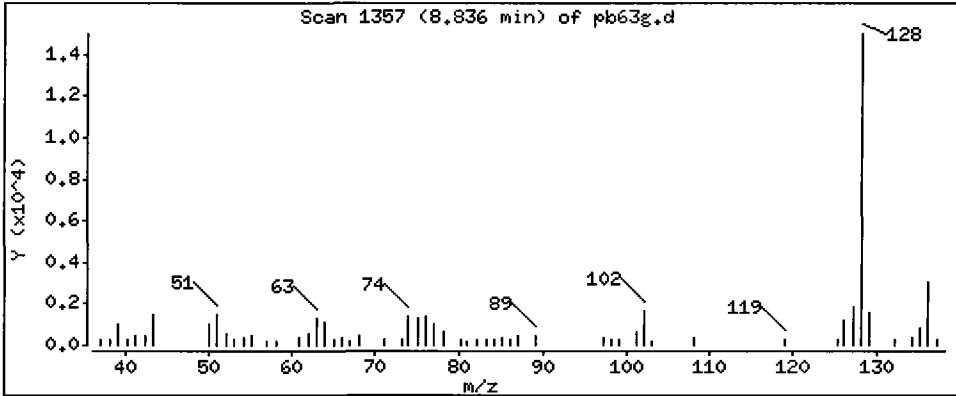
Operator: LJR/VTS

Column phase: ZB-5

Column diameter: 0.32

28 Naphthalene

Concentration: 21.18 ug/kg



Date : 16-JUN-2009 17:55

Client ID: 3SED10-A

Instrument: nt6.i

Sample Info: PB63G

Volume Injected (uL): 1.0

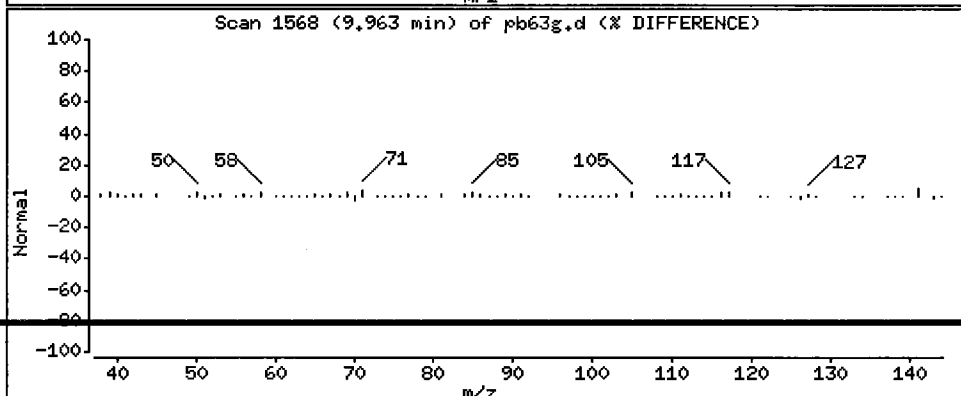
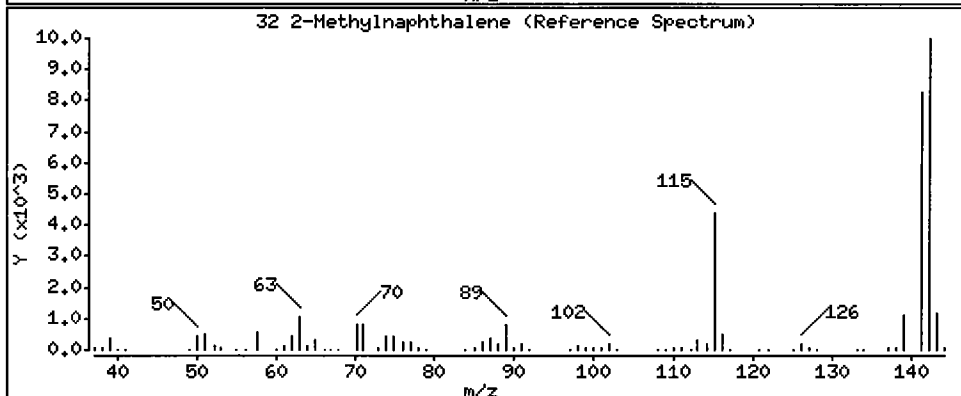
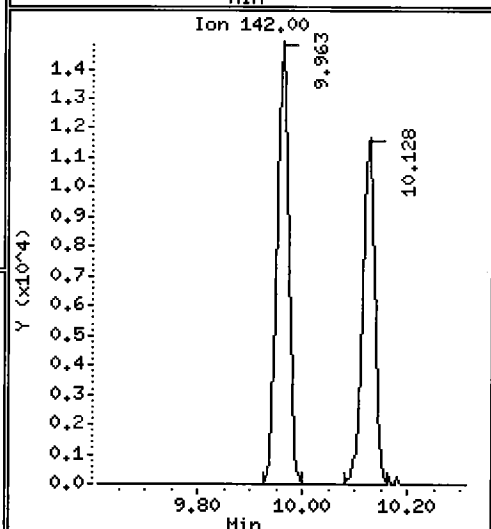
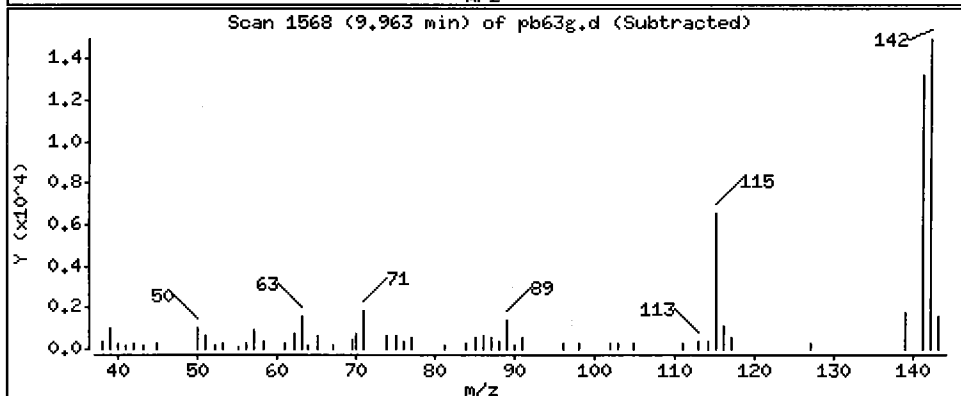
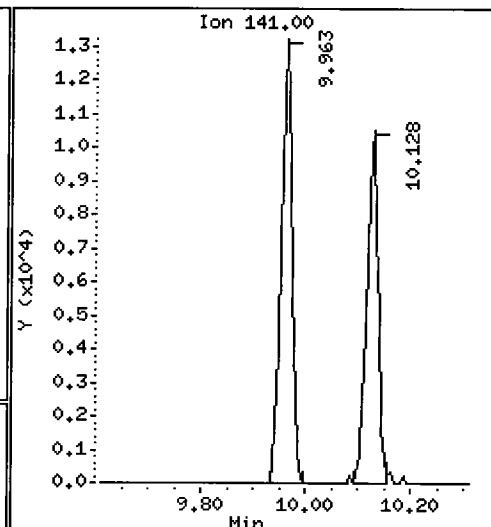
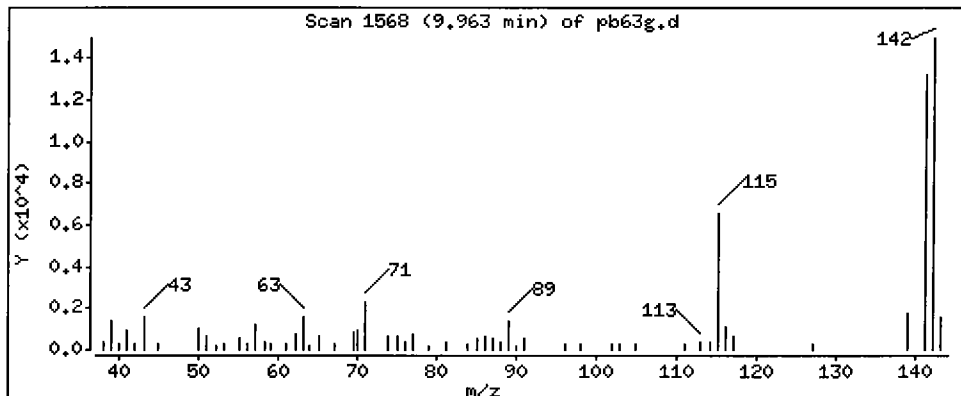
Operator: LJR/VTS

Column phase: ZB-5

Column diameter: 0.32

32 2-Methylnaphthalene

Concentration: 32.07 ug/kg



Date : 16-JUN-2009 17:55

Client ID: 3SED10-A

Instrument: nt6.i

Sample Info: PB63G

Volume Injected (uL): 1.0

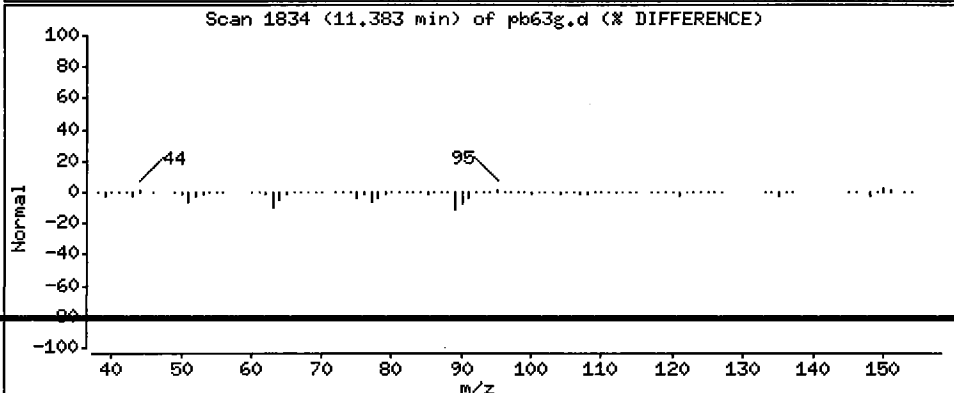
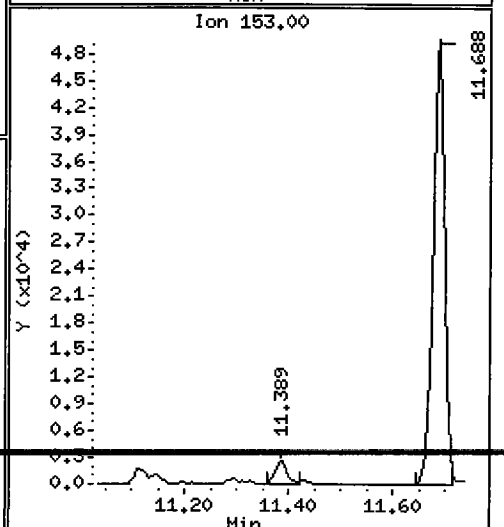
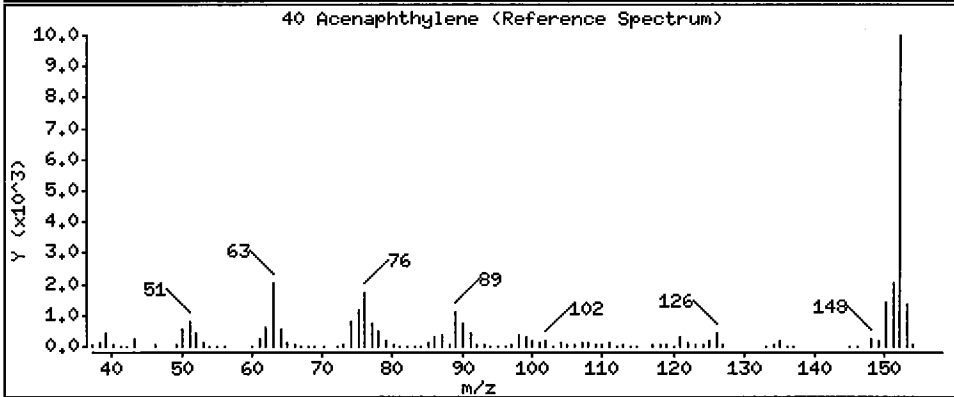
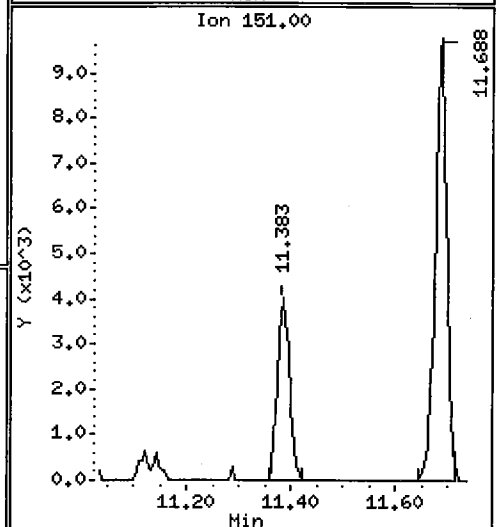
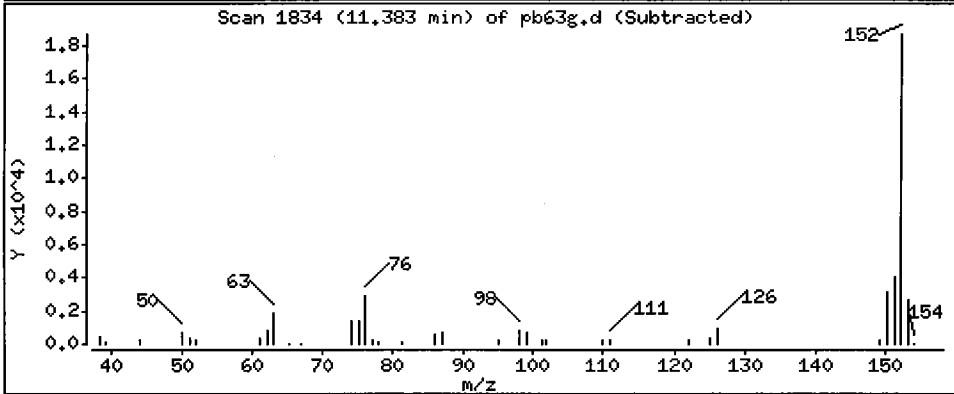
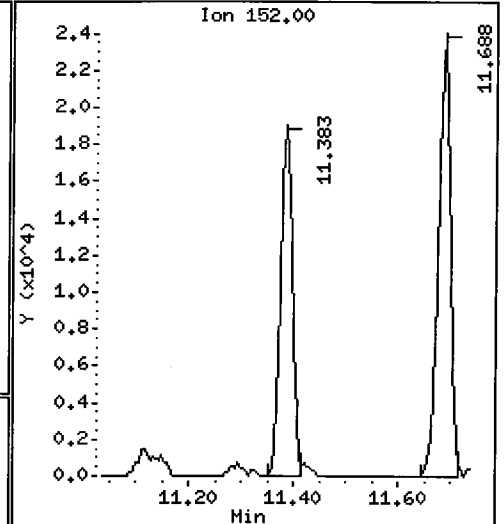
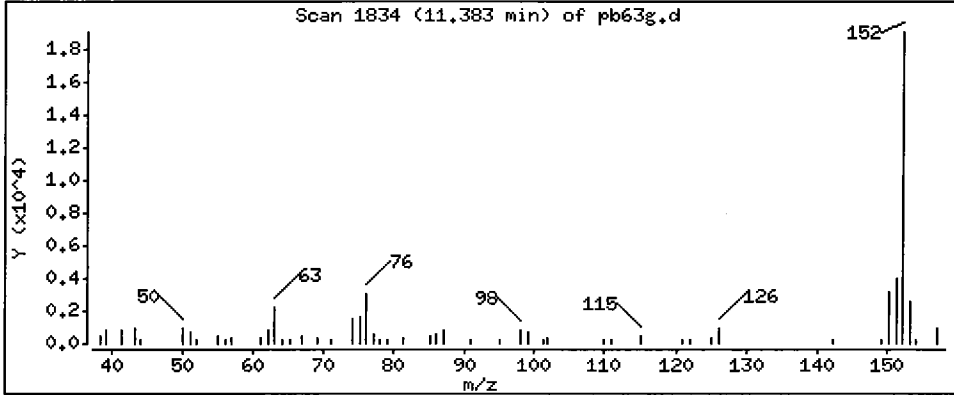
Operator: LJR/VTS

Column phase: ZB-5

Column diameter: 0.32

40 Acenaphthylene

Concentration: 31.31 ug/kg



Date : 16-JUN-2009 17:55

Client ID: 3SED10-A

Instrument: nt6.i

Sample Info: PB63G

Volume Injected (uL): 1.0

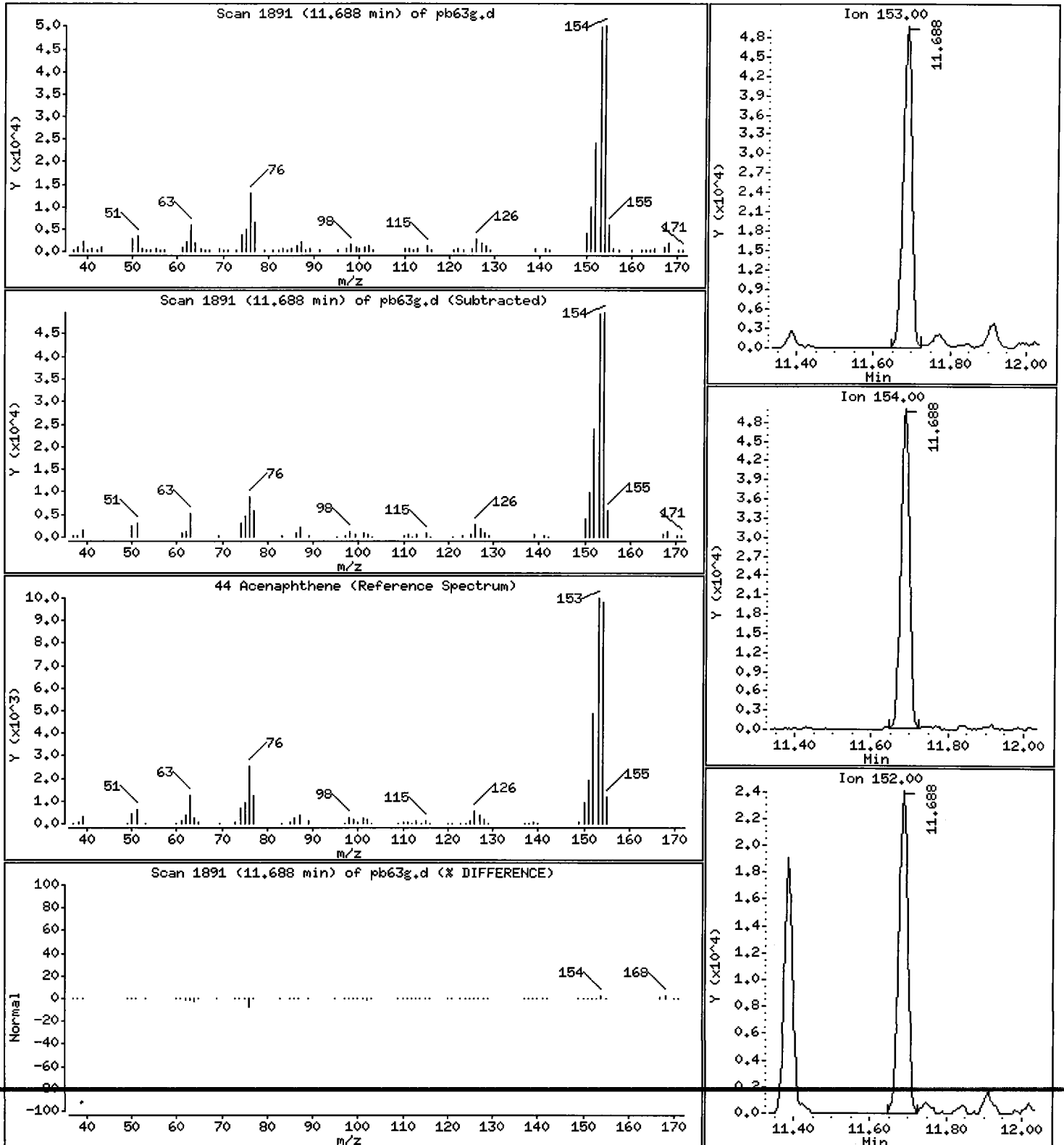
Operator: LJR/VTS

Column phase: ZB-5

Column diameter: 0.32

44 Acenaphthene

Concentration: 130.2 ug/kg



Date : 16-JUN-2009 17:55

Client ID: 3SED10-A

Instrument: nt6.i

Sample Info: PB63G

Volume Injected (uL): 1.0

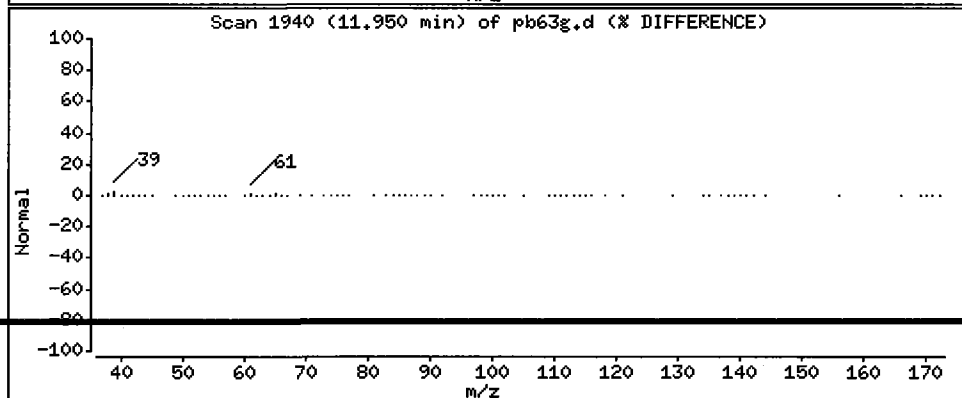
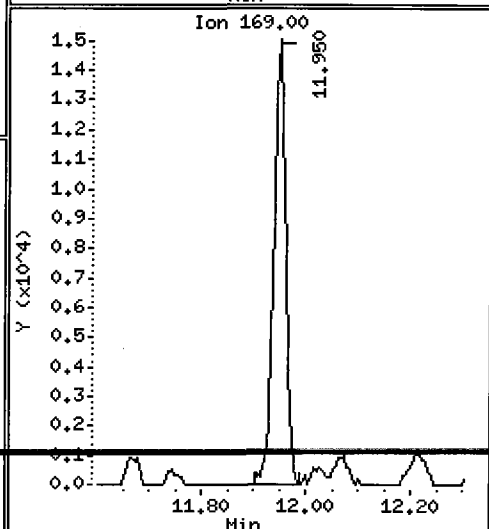
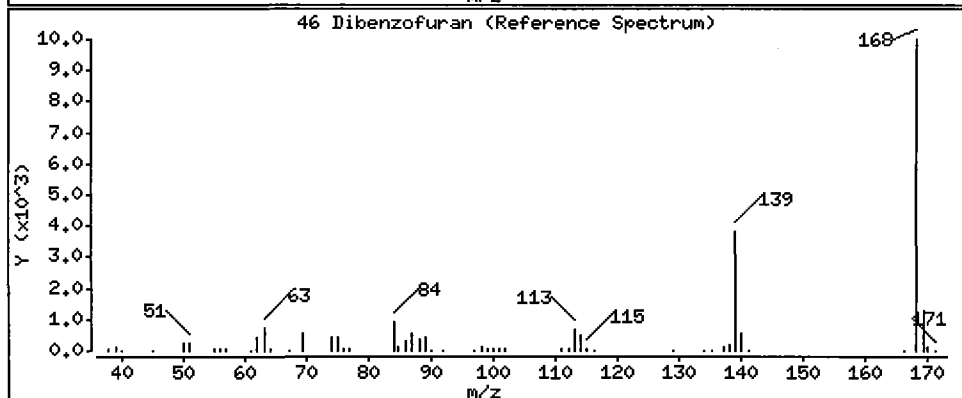
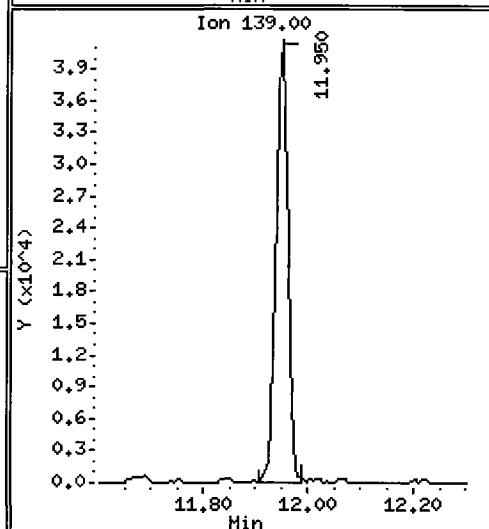
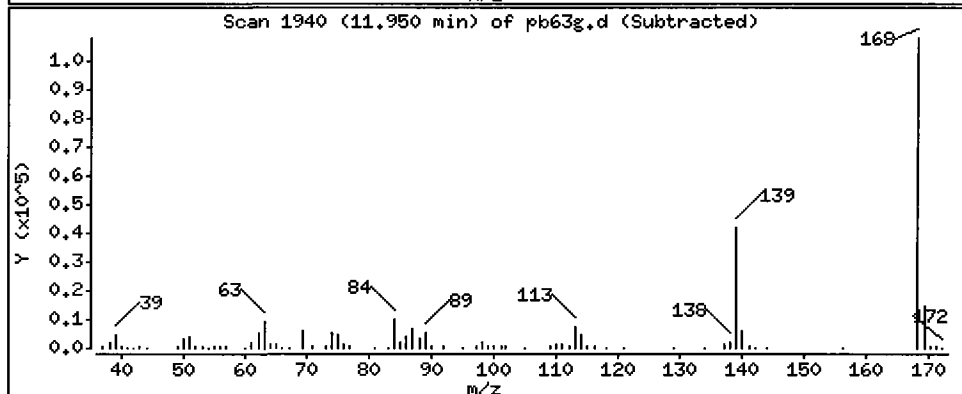
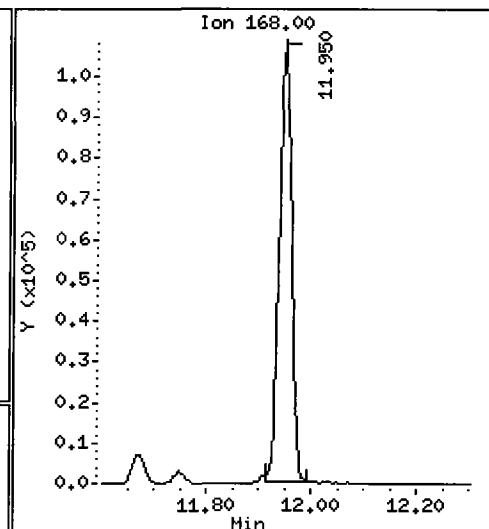
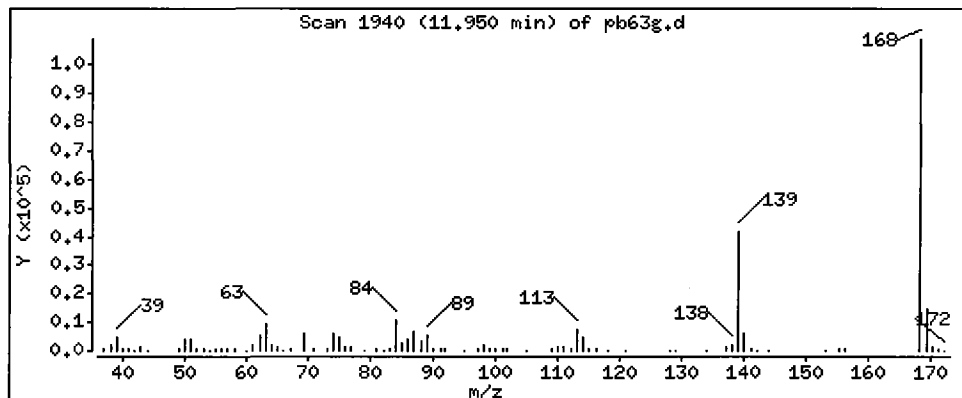
Operator: LJR/VTS

Column phase: ZB-5

Column diameter: 0.32

46 Dibenzofuran

Concentration: 196.1 ug/kg



Date : 16-JUN-2009 17:55

Client ID: 3SED10-A

Instrument: nt6.i

Sample Info: PB63G

Volume Injected (uL): 1.0

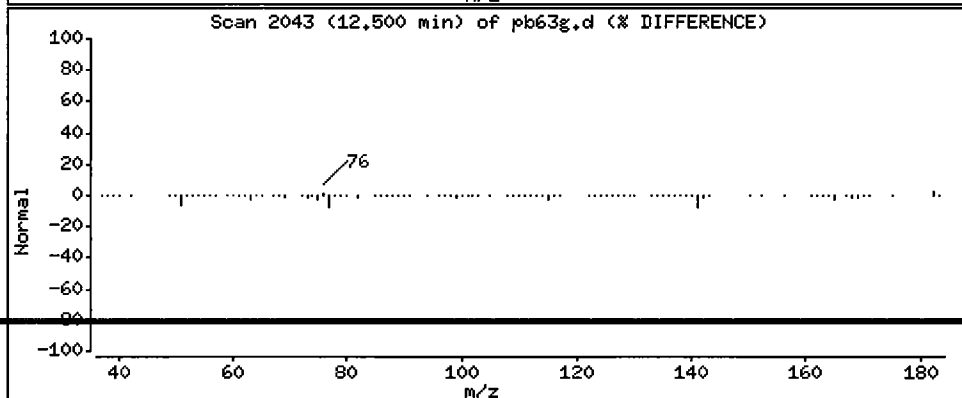
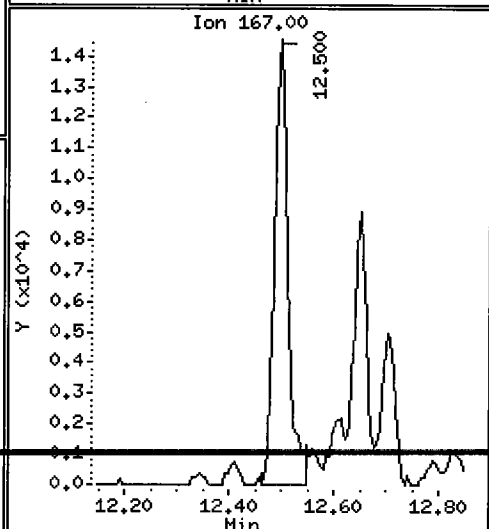
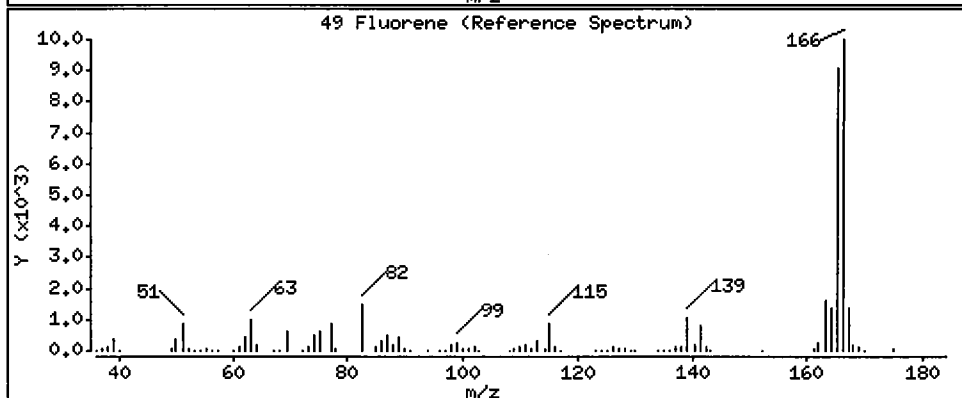
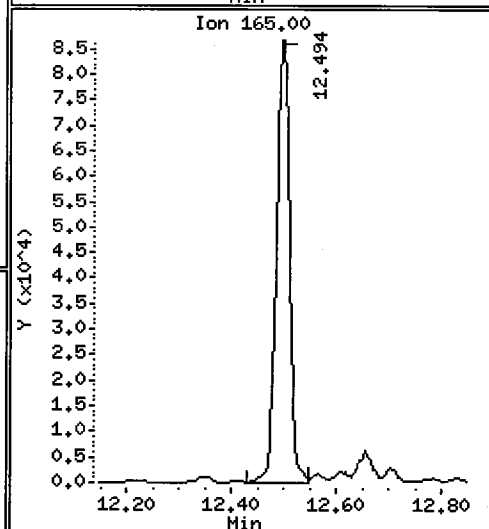
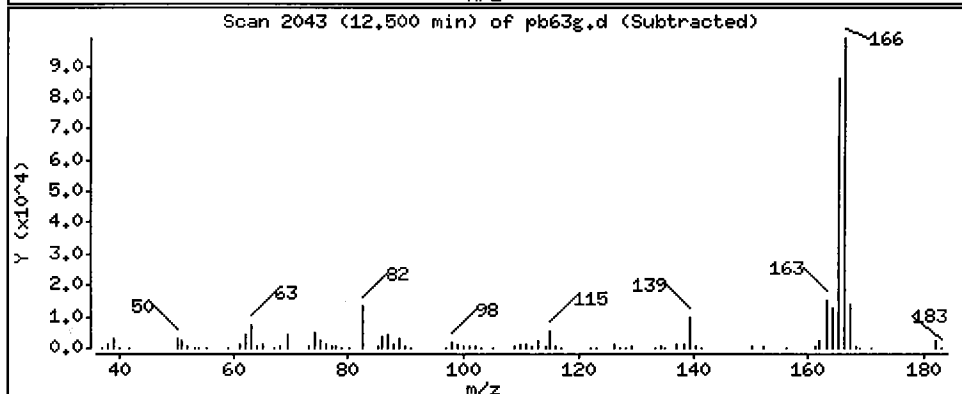
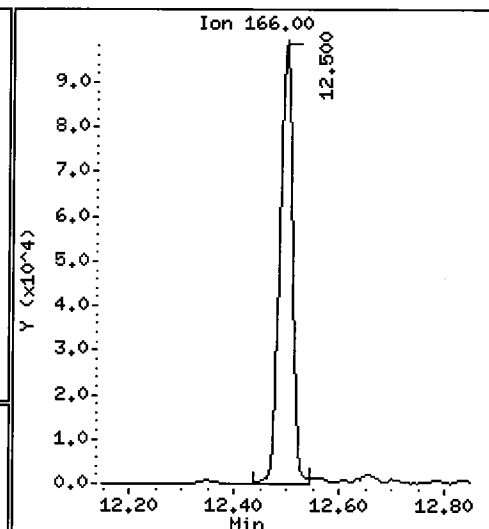
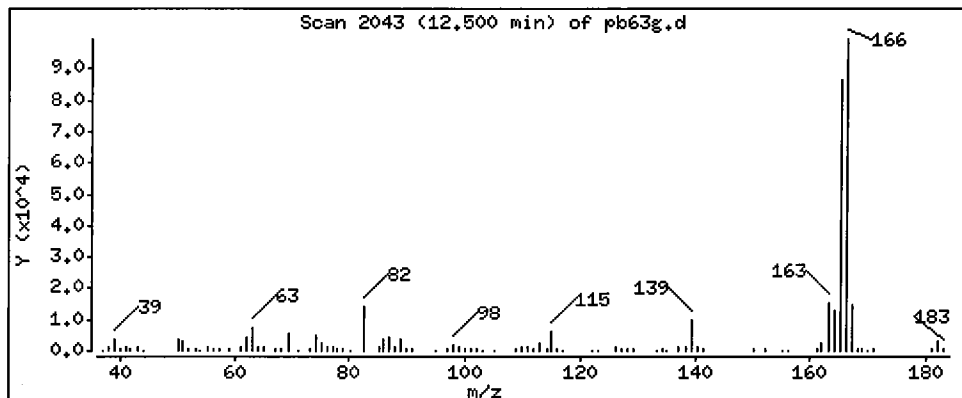
Operator: LJR/VTS

Column phase: ZB-5

Column diameter: 0.32

49 Fluorene

Concentration: 232.0 ug/kg



Date: 16-JUN-2009 17:55

Client ID: 3SED10-A

Instrument: nt6.i

Sample Info: PB63G

Volume Injected (uL): 1.0

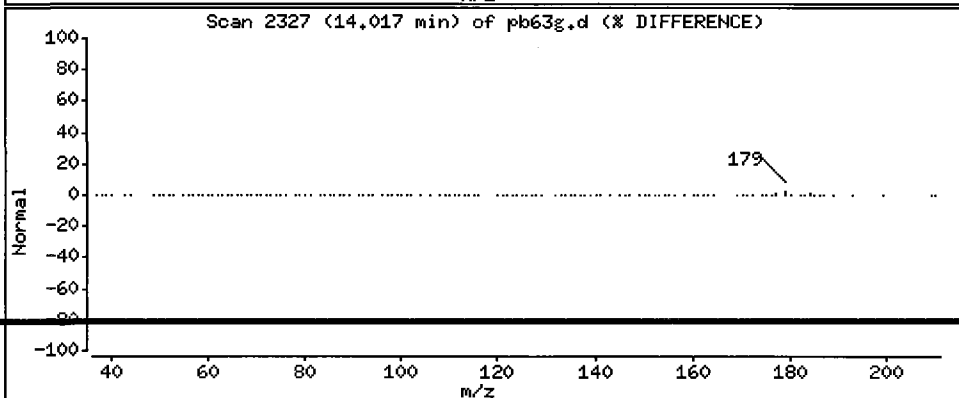
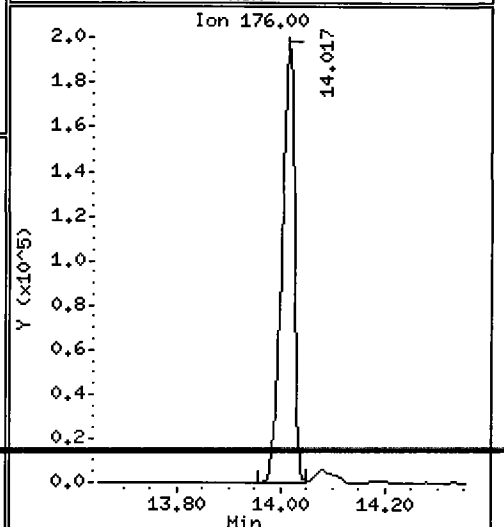
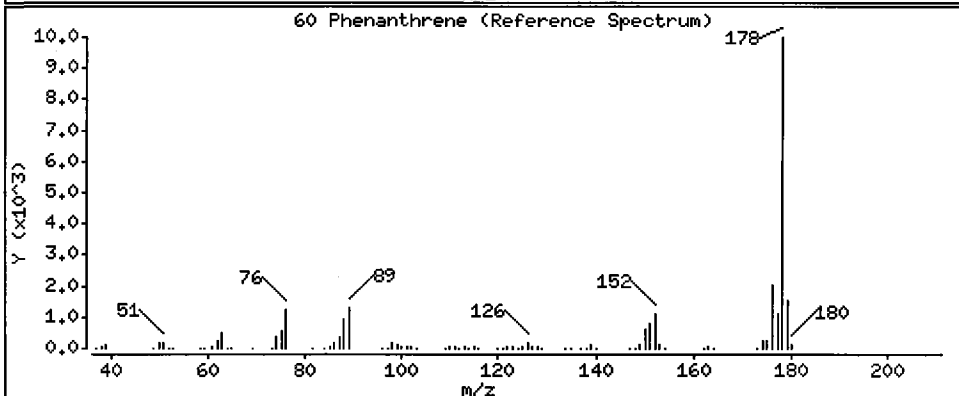
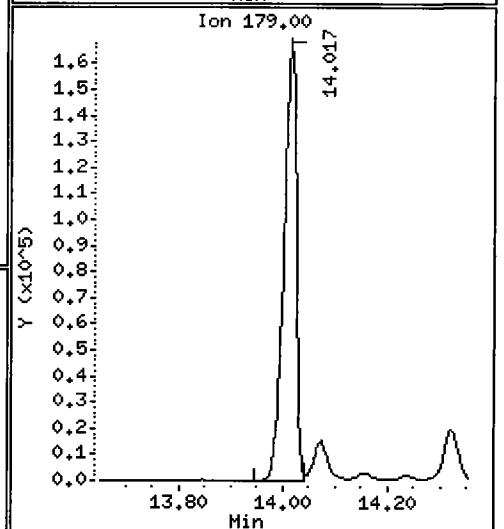
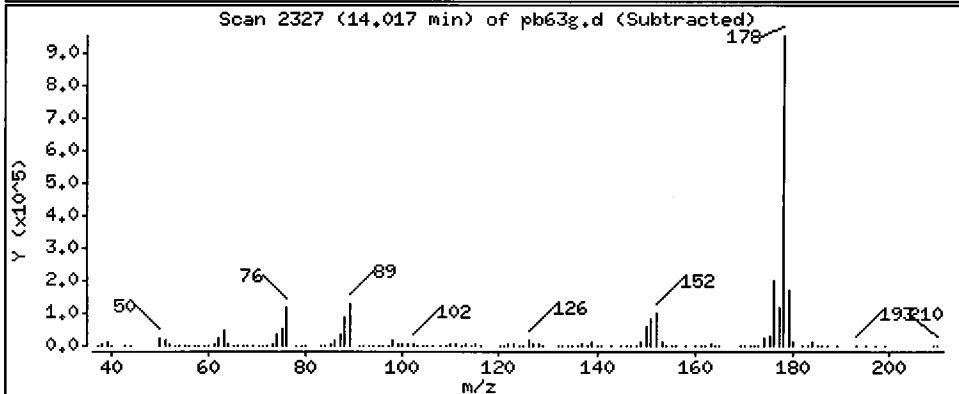
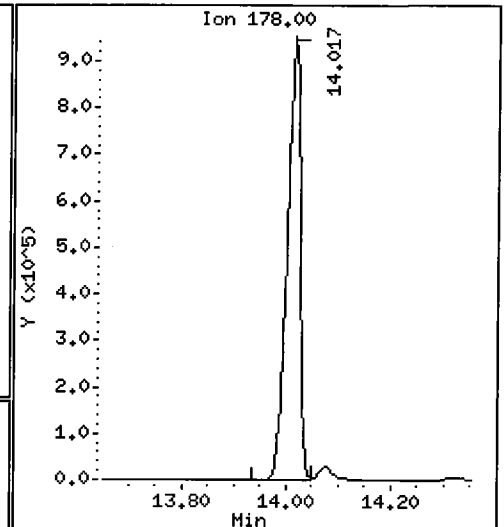
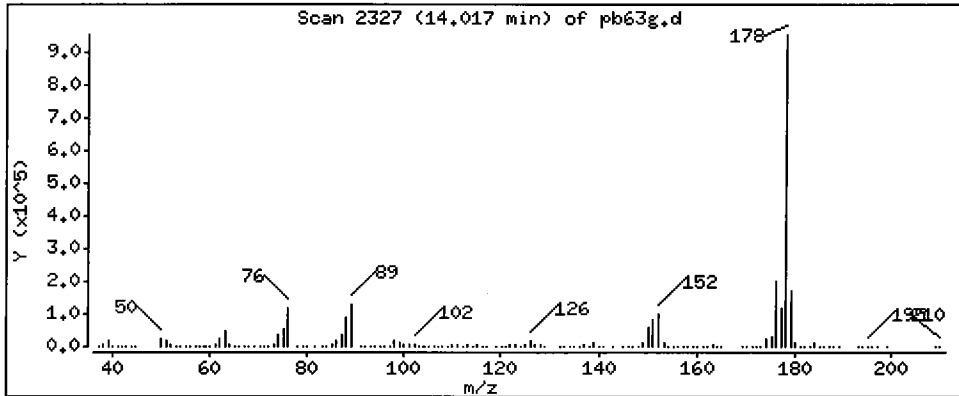
Operator: LJR/VTS

Column phase: ZB-5

Column diameter: 0.32

60 Phenanthrene

Concentration: 1936 ug/kg



Date: 16-JUN-2009 17:55

Client ID: 3SED10-A

Instrument: nt6.i

Sample Info: PB63G

Volume Injected (uL): 1.0

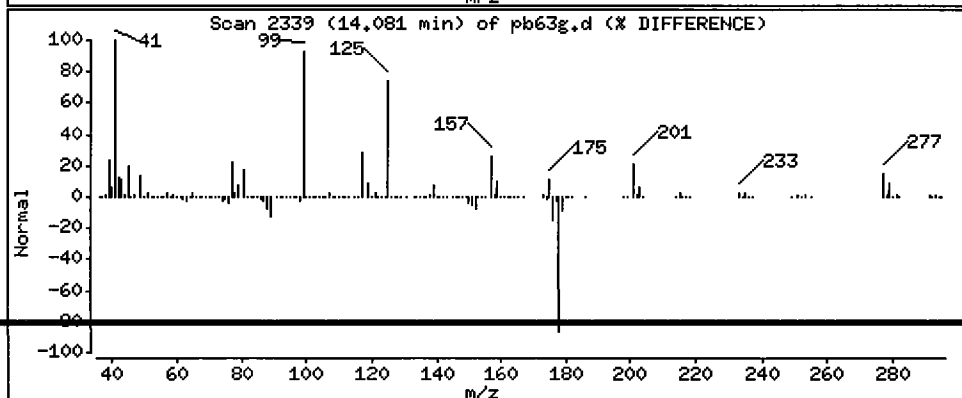
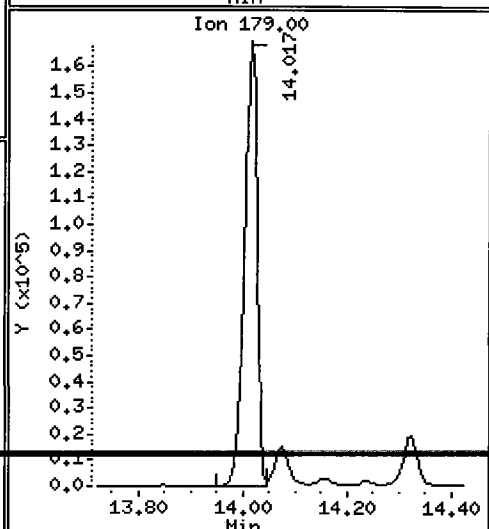
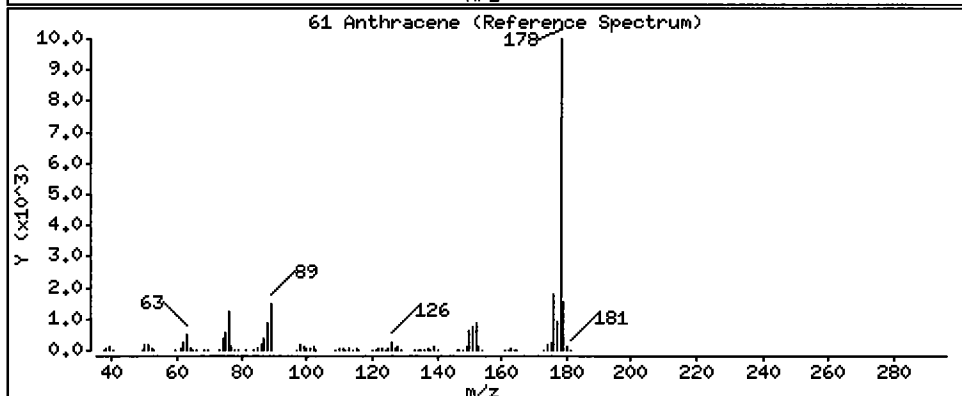
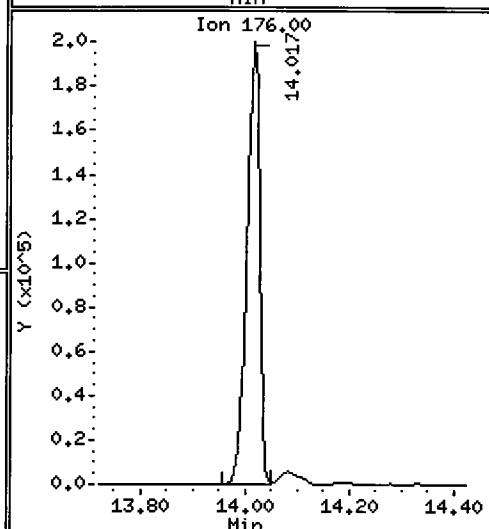
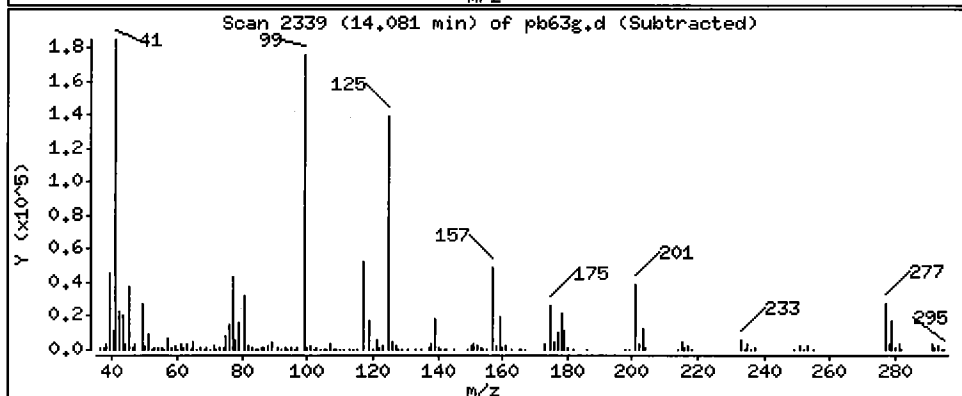
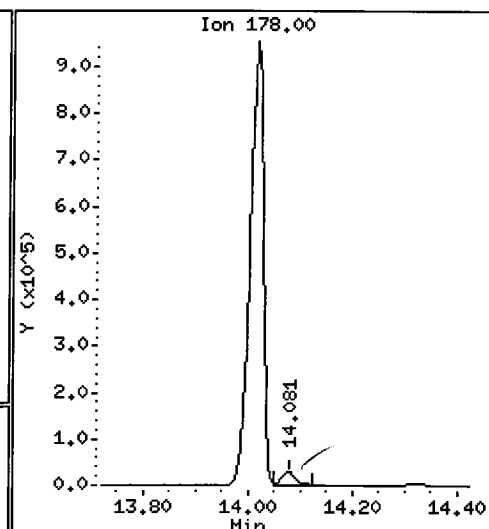
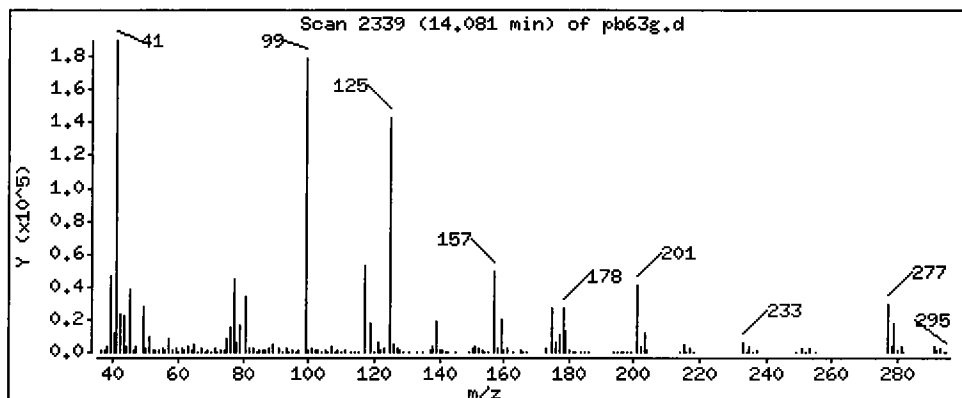
Operator: LJR/VTS

Column phase: ZB-5

Column diameter: 0.32

61 Anthracene

Concentration: 61.29 ug/kg



Date : 16-JUN-2009 17:55

Client ID: 3SED10-A

Instrument: nt6.i

Sample Info: PB63G

Volume Injected (uL): 1.0

Operator: LJR/VTS

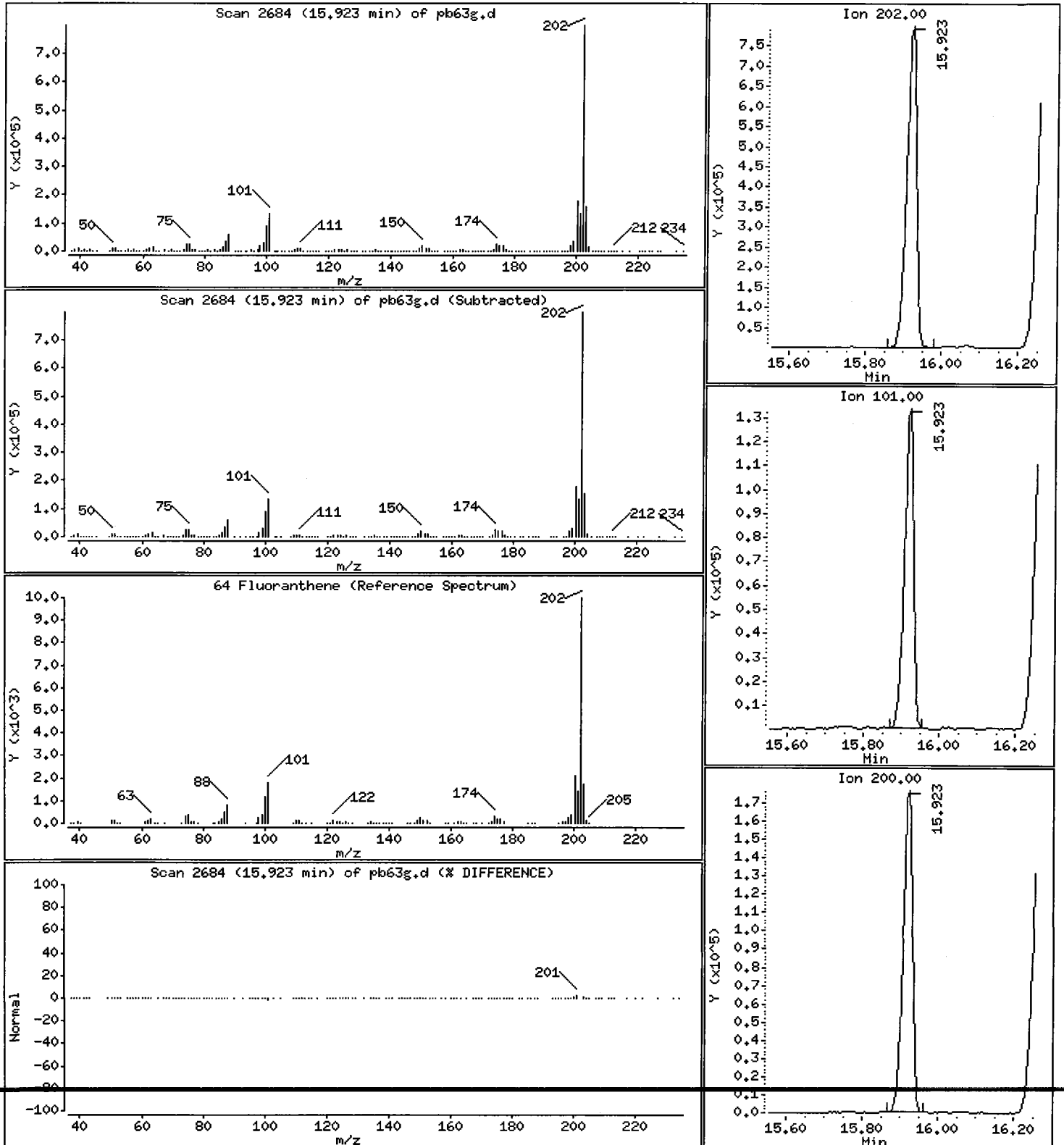
Column phase: ZB-5

Column diameter: 0.32

64 Fluoranthene

Concentration: 1679 ug/kg

E



Date : 16-JUN-2009 17:55

Client ID: 3SED10-A

Instrument: nt6.i

Sample Info: PB63G

Volume Injected (uL): 1.0

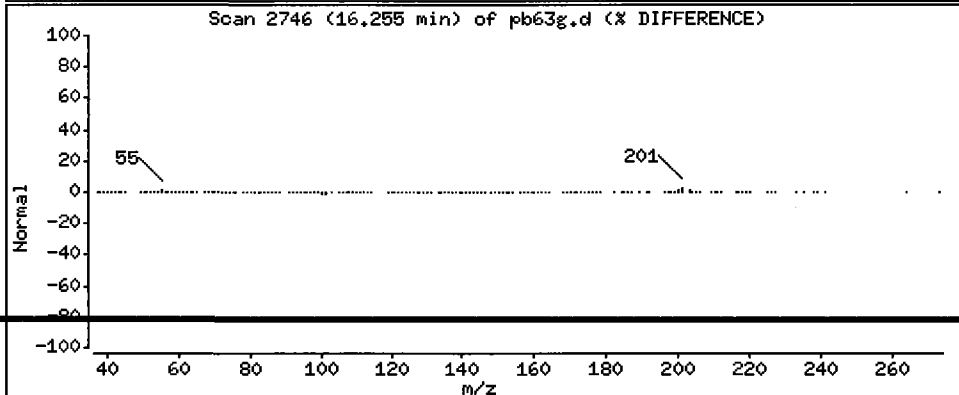
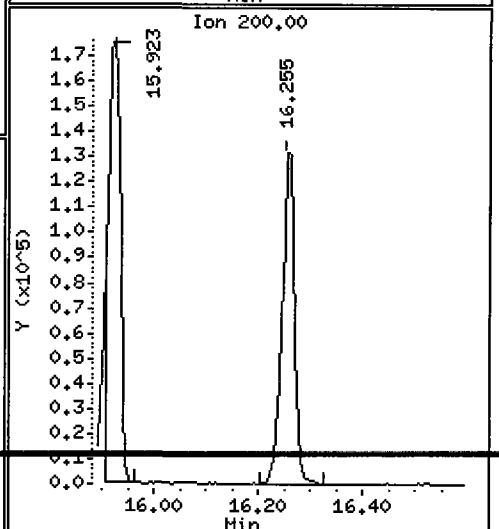
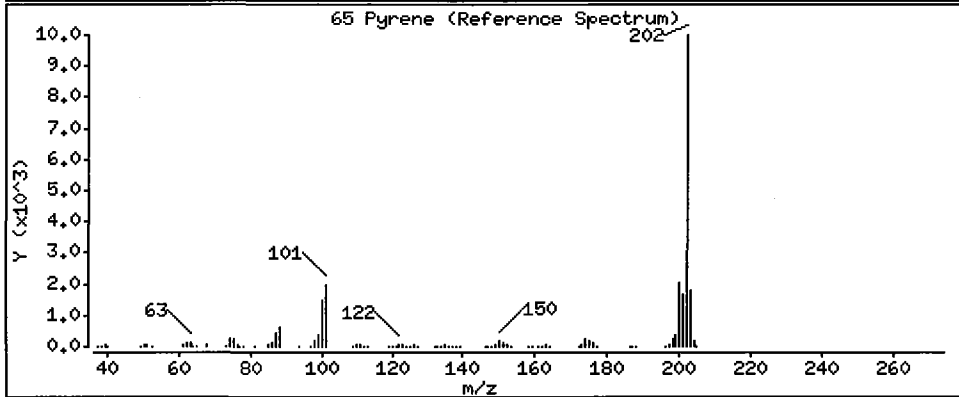
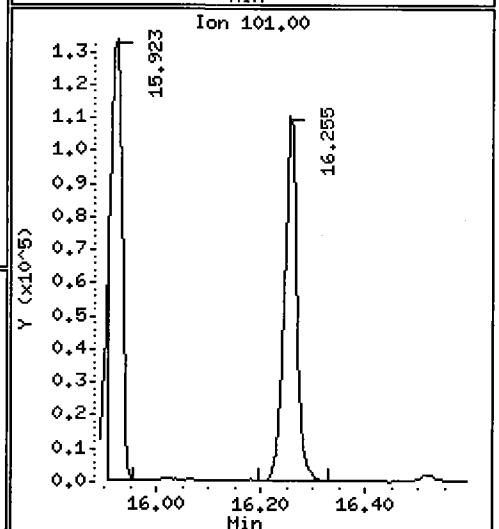
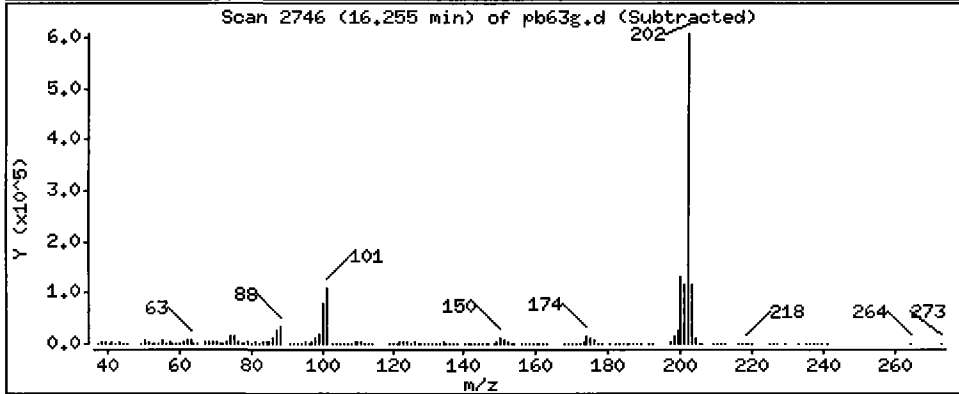
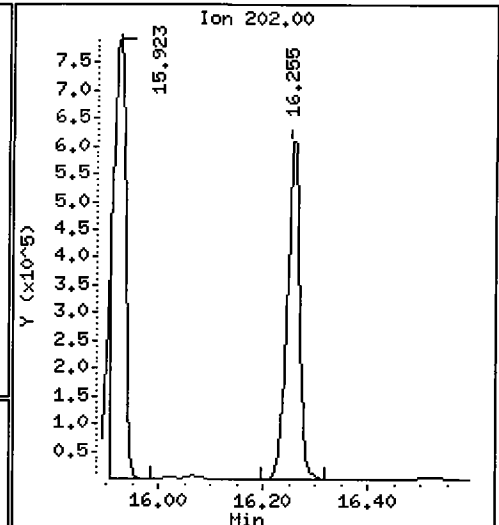
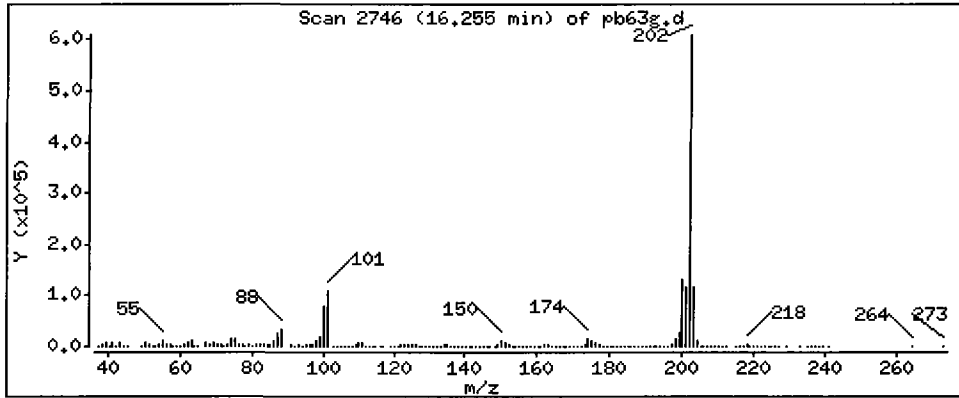
Operator: LJR/VTS

Column phase: ZB-5

Column diameter: 0.32

65 Pyrene

Concentration: 1067 ug/kg



Date : 16-JUN-2009 17:55

Client ID: 3SED10-A

Instrument: nt6.i

Sample Info: PB63G

Volume Injected (uL): 1.0

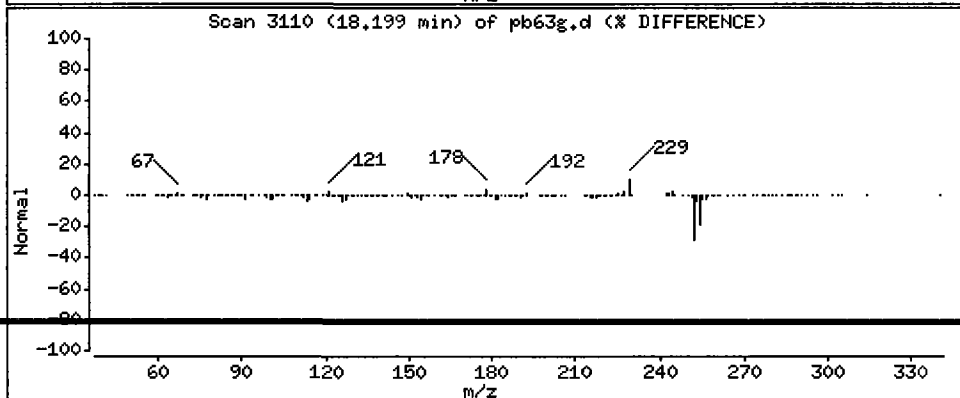
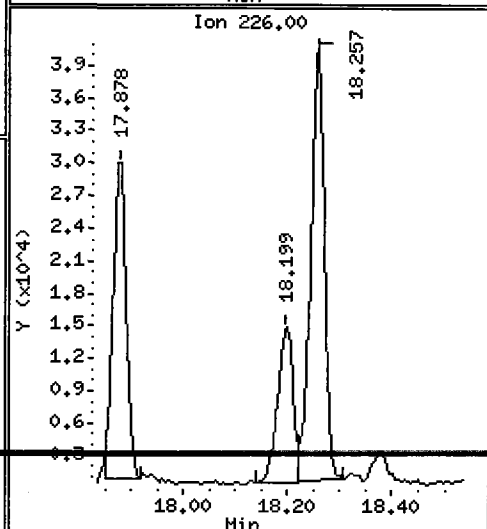
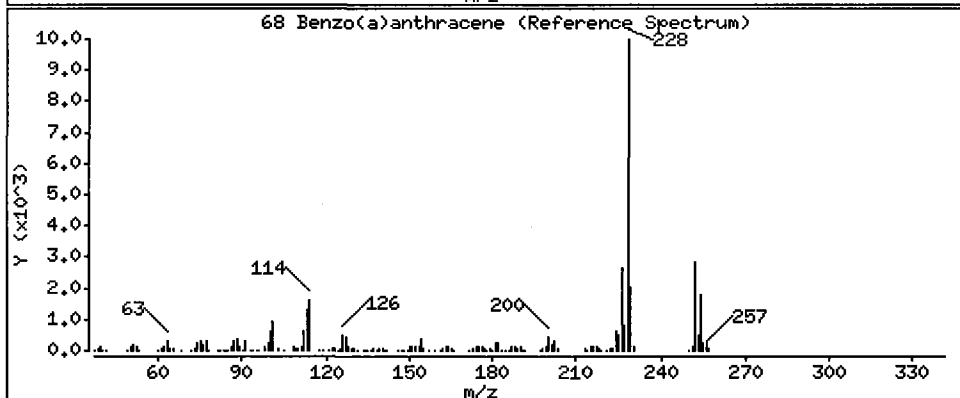
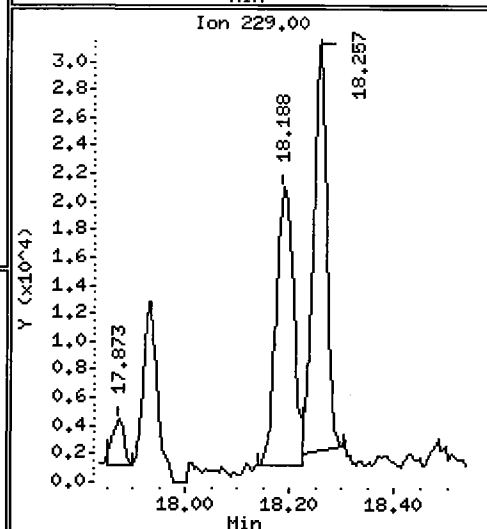
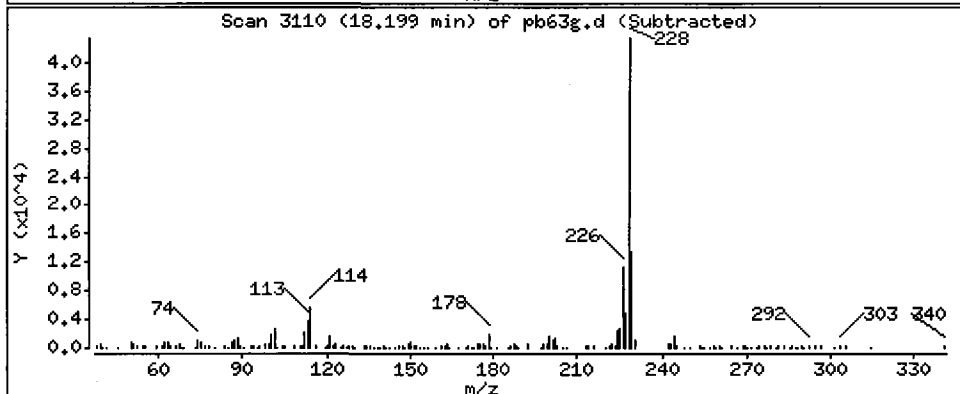
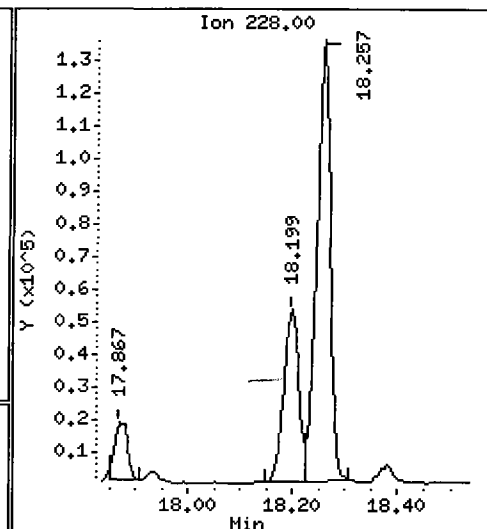
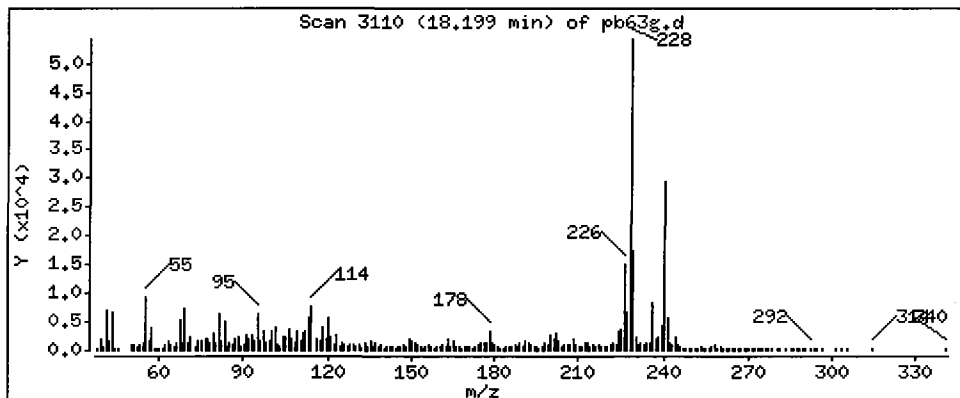
Operator: LJR/VTS

Column phase: ZB-5

Column diameter: 0.32

68 Benzo(a)anthracene

Concentration: 126.9 ug/kg



Date: 16-JUN-2009 17:55

Client ID: 3SED10-A

Instrument: nt6.i

Sample Info: PB63G

Volume Injected (uL): 1.0

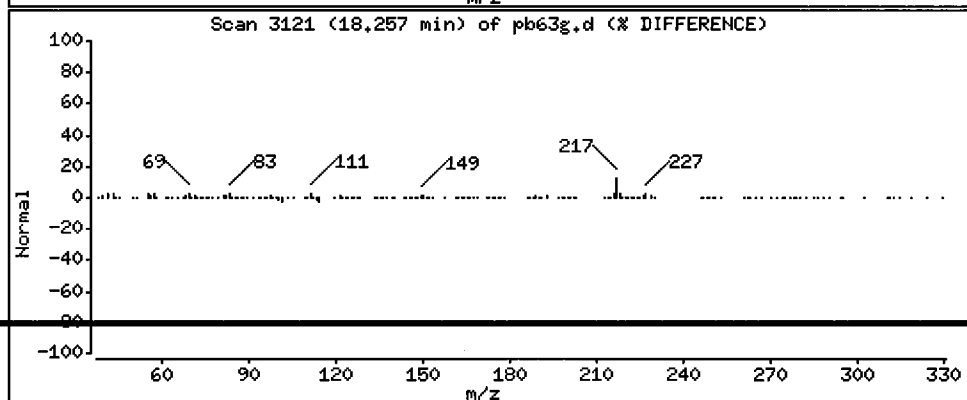
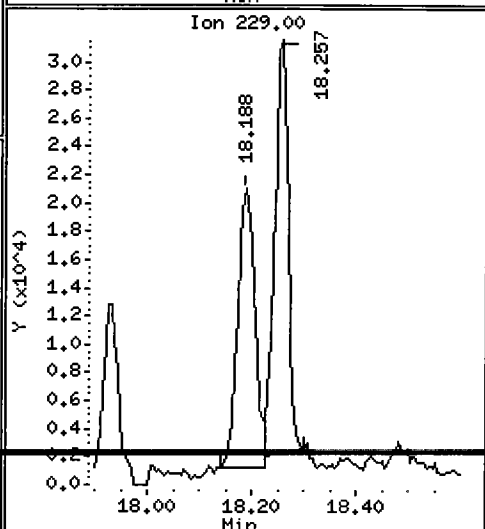
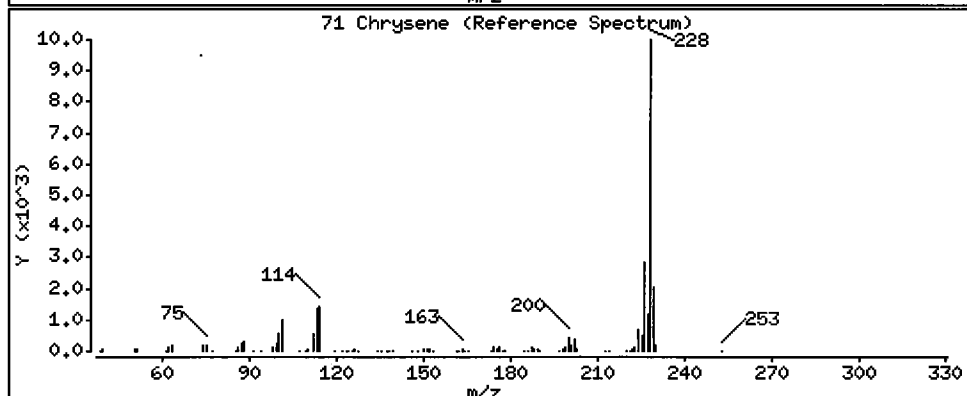
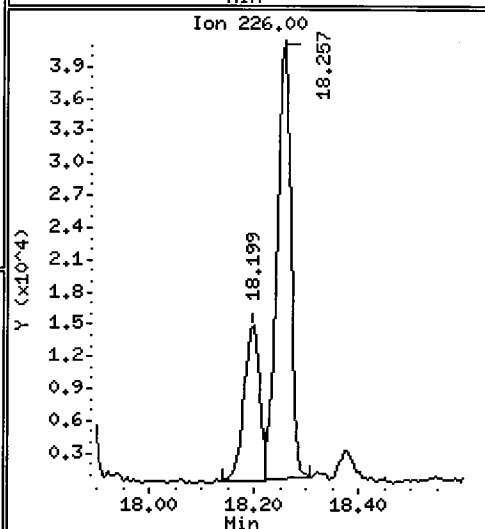
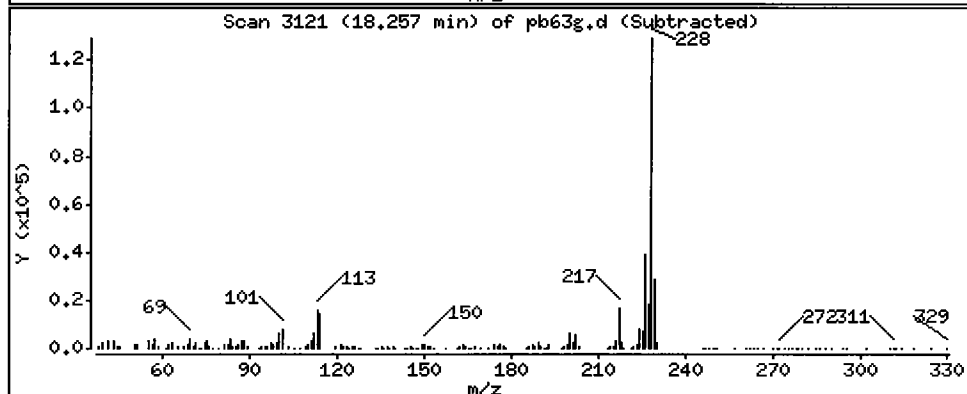
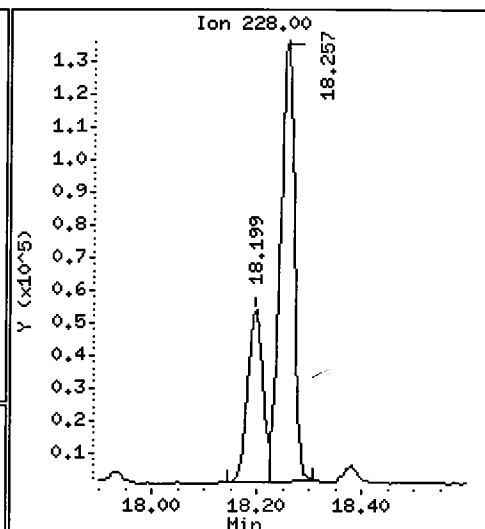
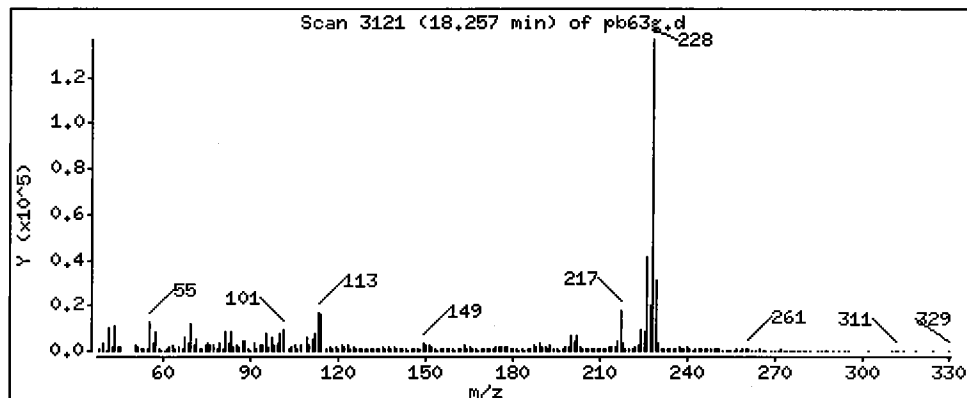
Operator: LJR/VTS

Column phase: ZB-5

Column diameter: 0.32

71 Chrysene

Concentration: 304.9 ug/kg



Date : 16-JUN-2009 17:55

Client ID: 3SED10-A

Instrument: nt6.i

Sample Info: PB63G

Volume Injected (uL): 1.0

Operator: LJR/VTS

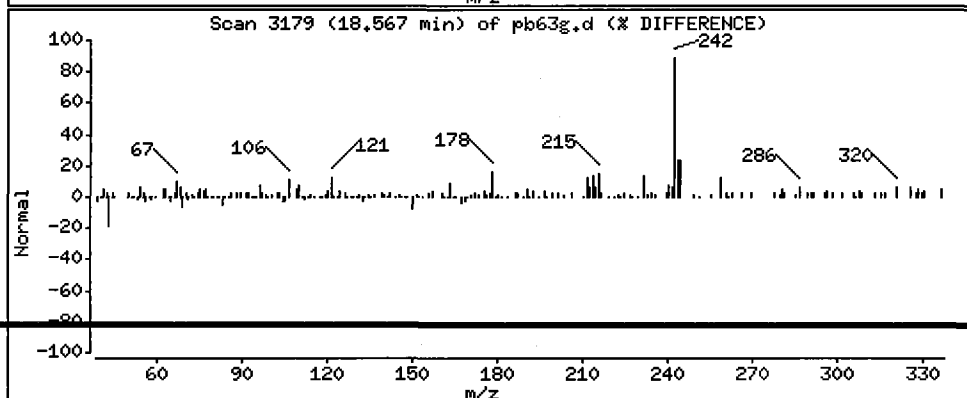
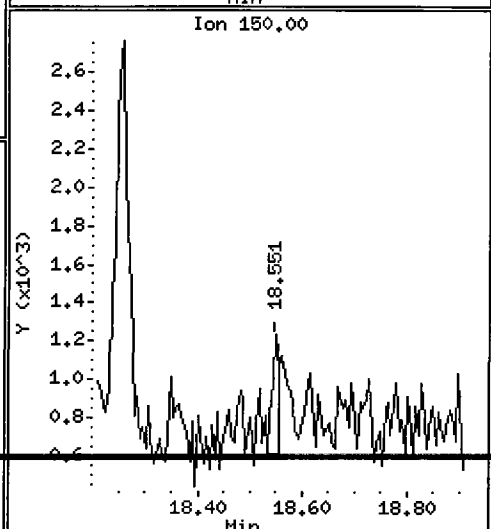
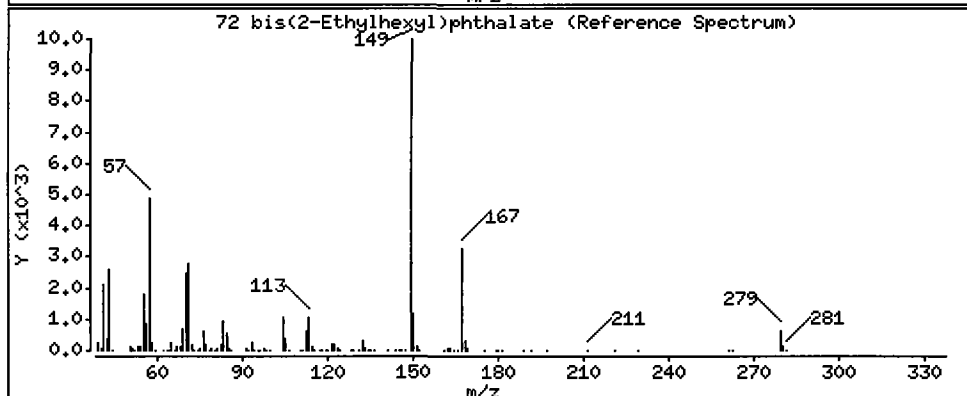
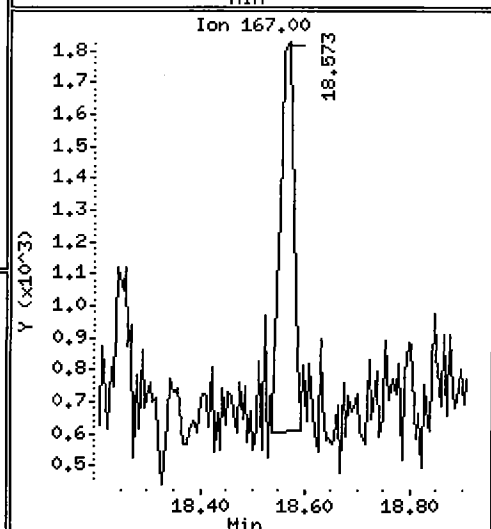
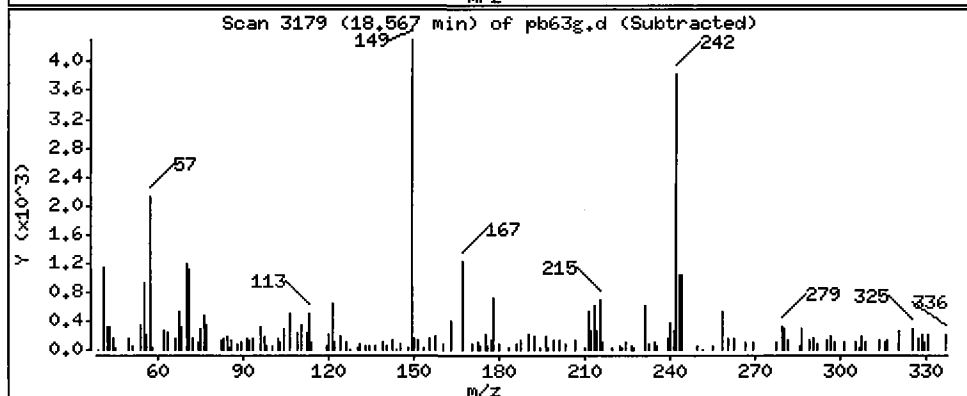
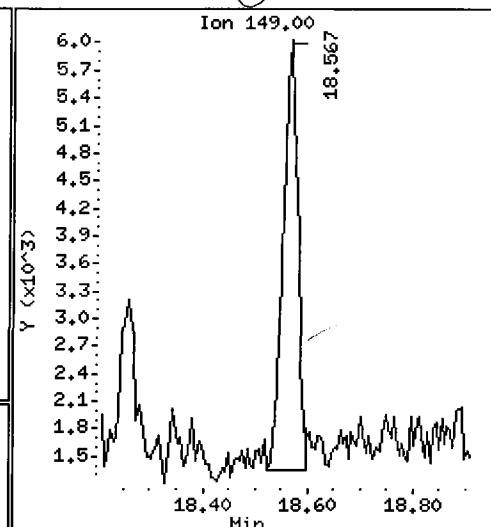
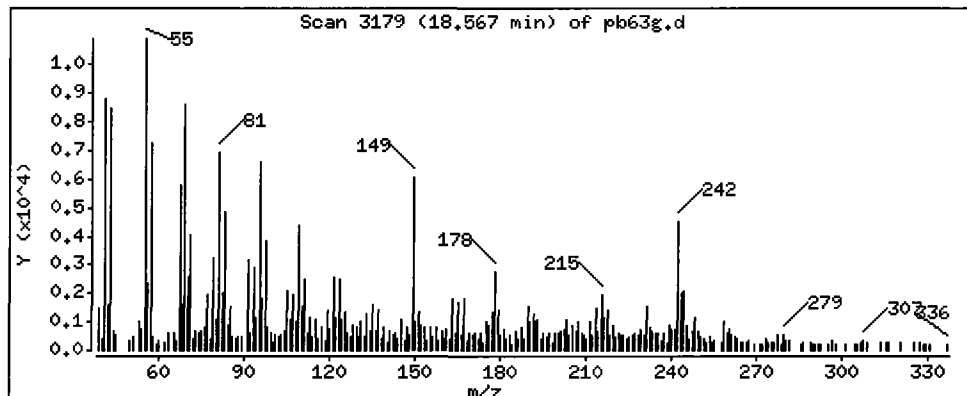
Column phase: ZB-5

Column diameter: 0.32

72 bis(2-Ethylhexyl)phthalate

Concentration: 17.75 ug/kg

Gu



Date: 16-JUN-2009 17:55

Client ID: 3SED10-A

Instrument: nt6.i

Sample Info: PB63G

Volume Injected (uL): 1.0

Operator: LJR/VTS

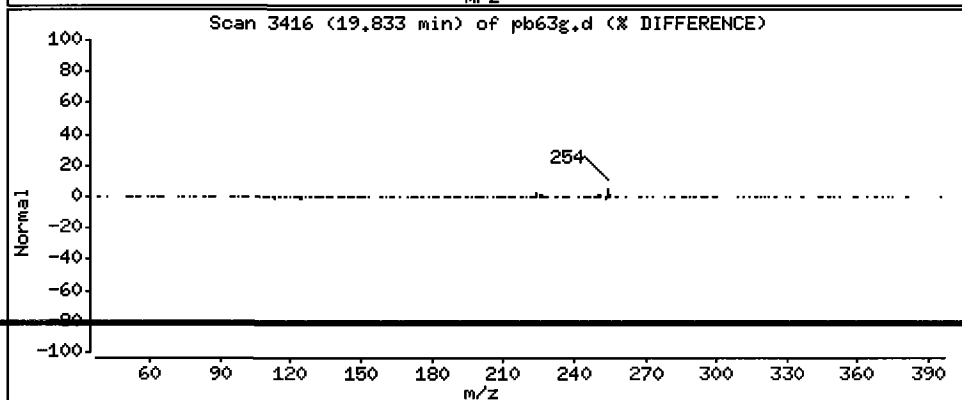
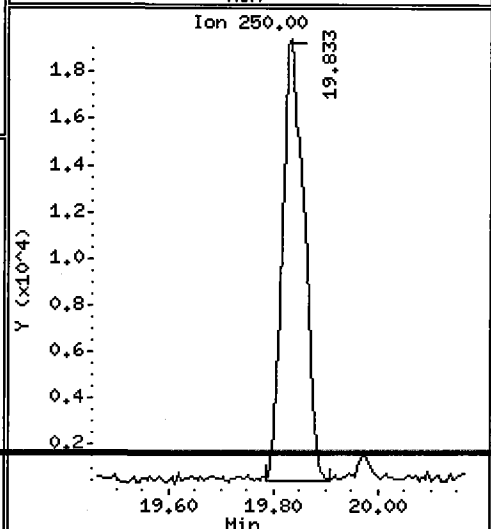
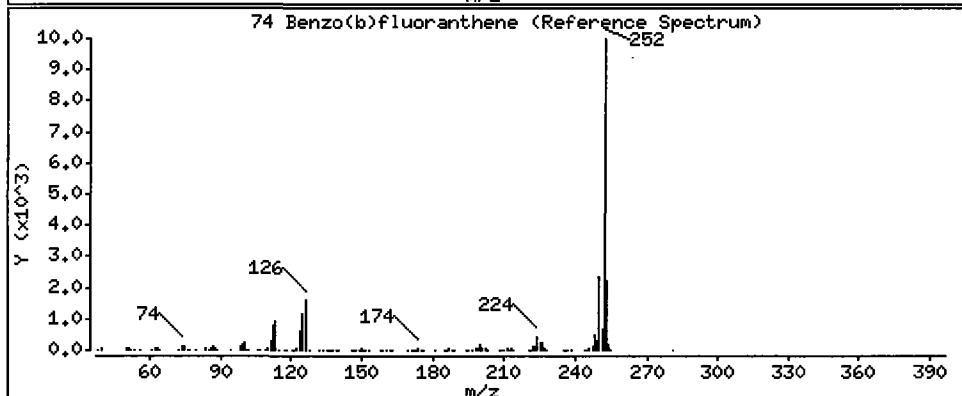
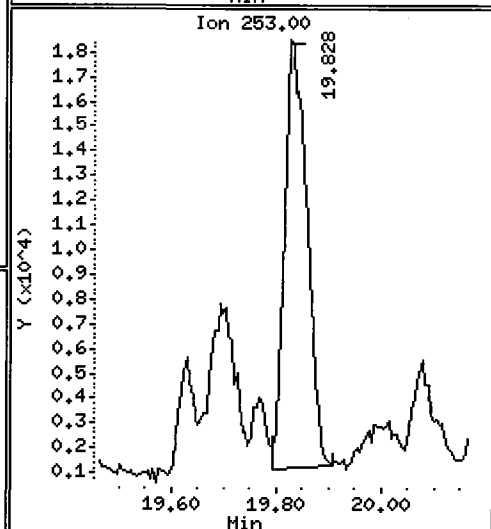
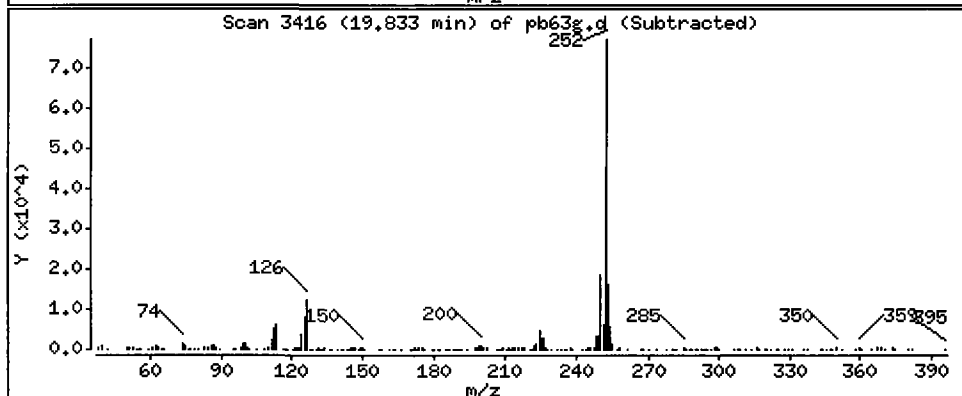
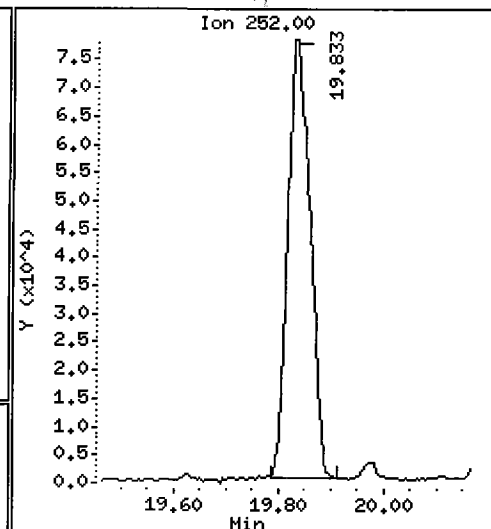
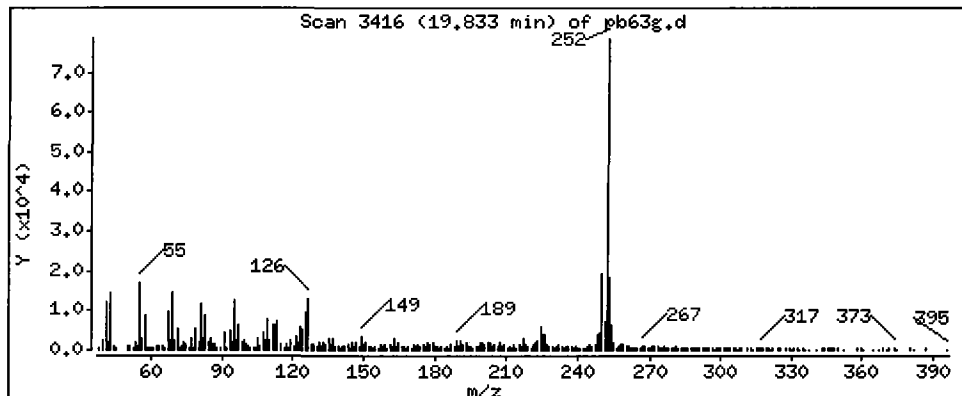
Column phase: ZB-5

Column diameter: 0.32

112

74 Benzo(b)fluoranthene

Concentration: 430.0 ug/kg



Date : 16-JUN-2009 17:55

Client ID: 3SED10-A

Instrument: nt6.i

Sample Info: PB63G

Volume Injected (uL): 1.0

Operator: LJR/VTS

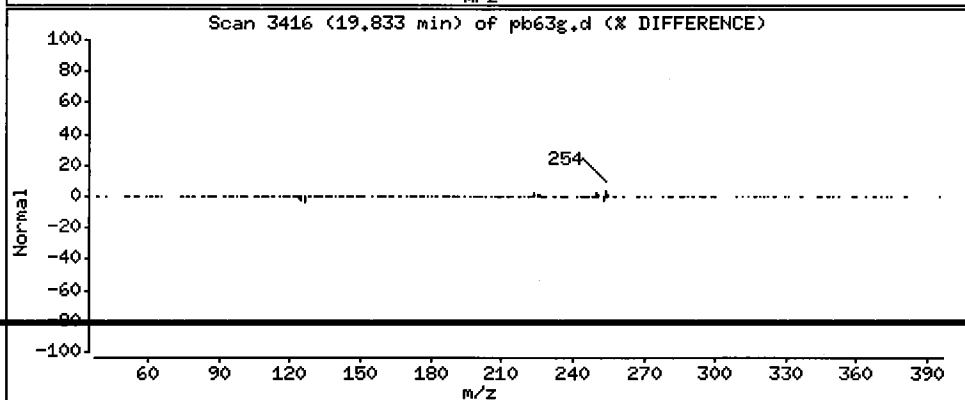
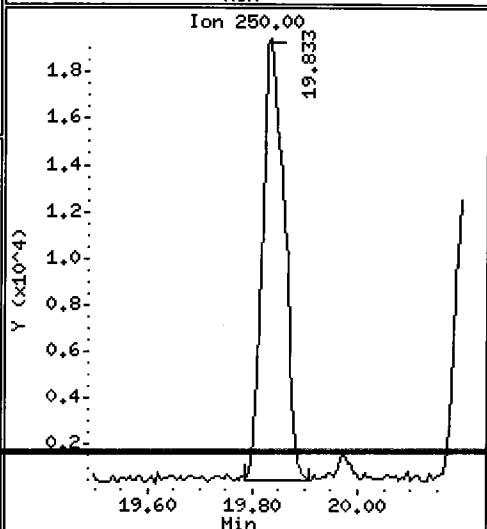
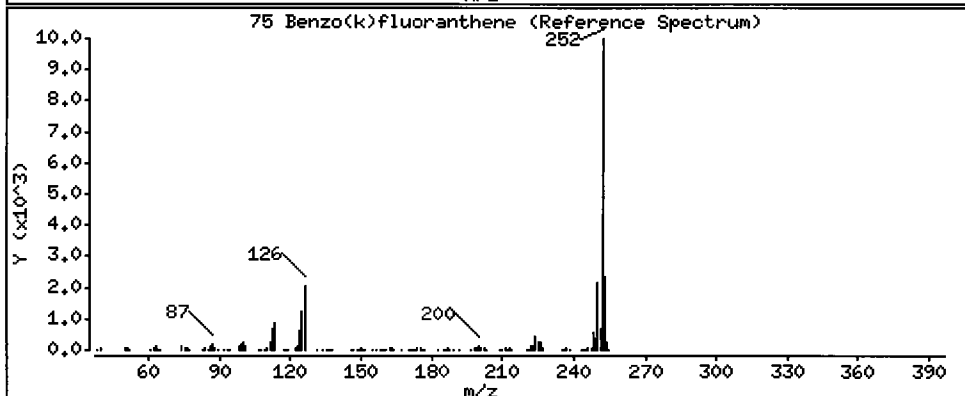
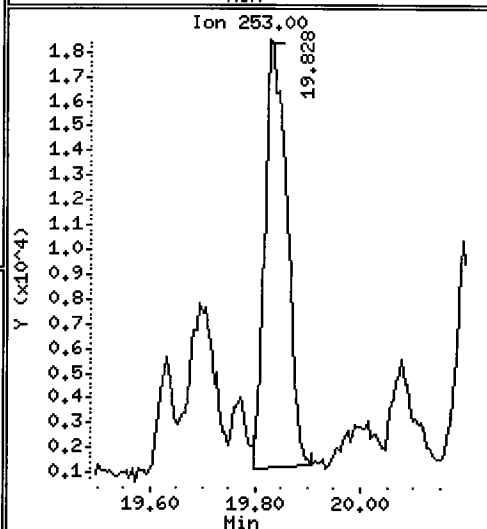
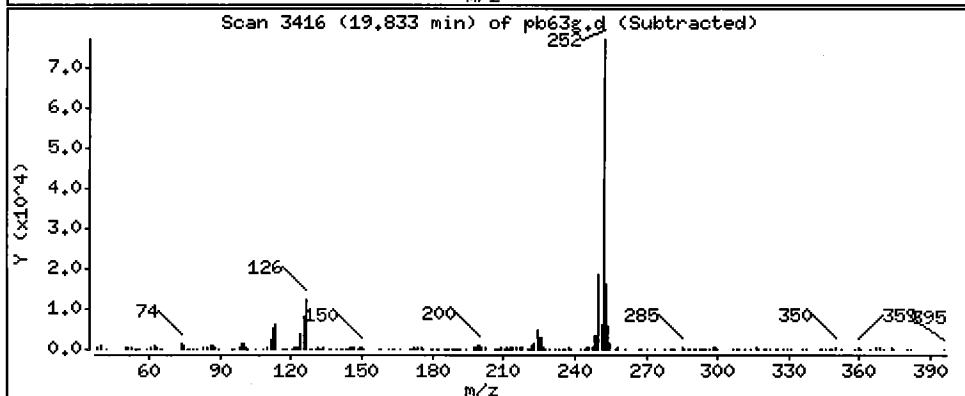
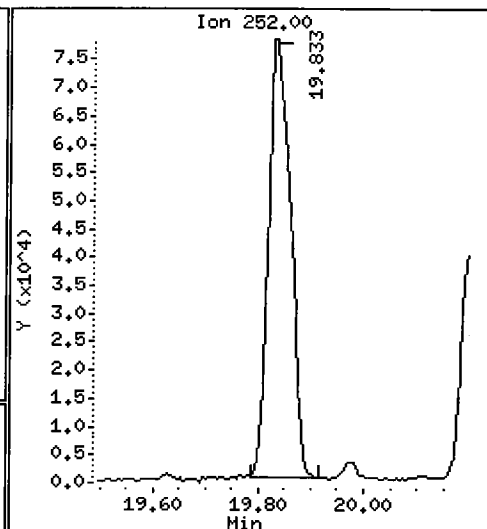
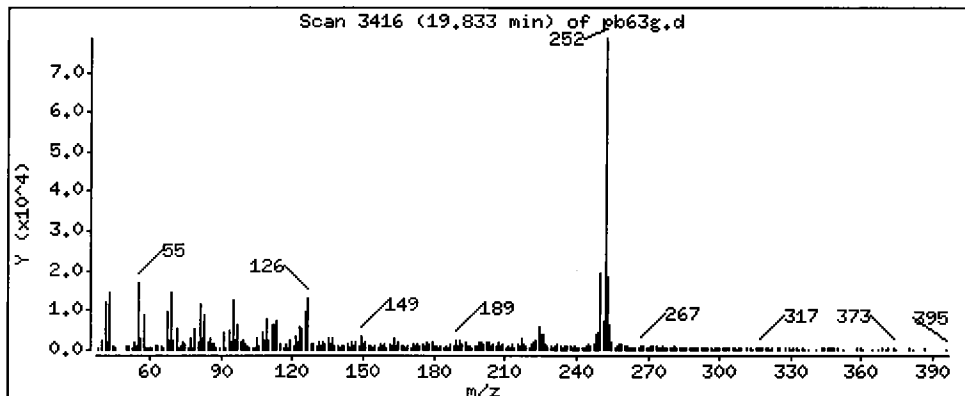
Column phase: ZB-5

Column diameter: 0.32

75 Benzo(k)fluoranthene

Concentration: 418.6 ug/kg

1/2



Date : 16-JUN-2009 17:55

Client ID: 3SED10-A

Instrument: nt6.i

Sample Info: PB63G

Volume Injected (uL): 1.0

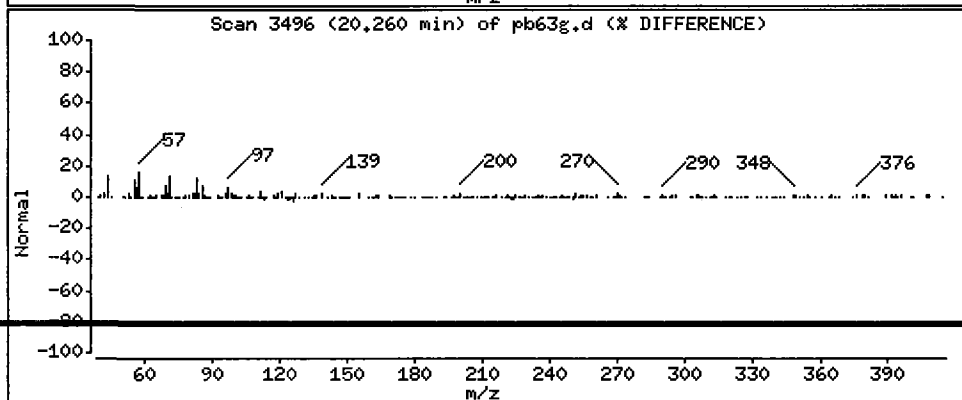
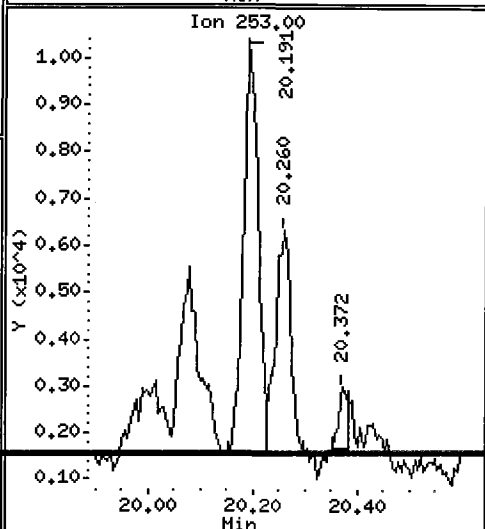
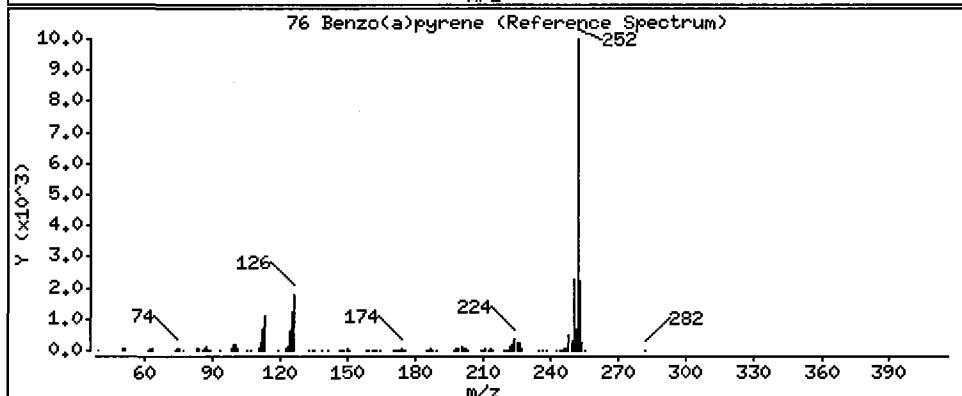
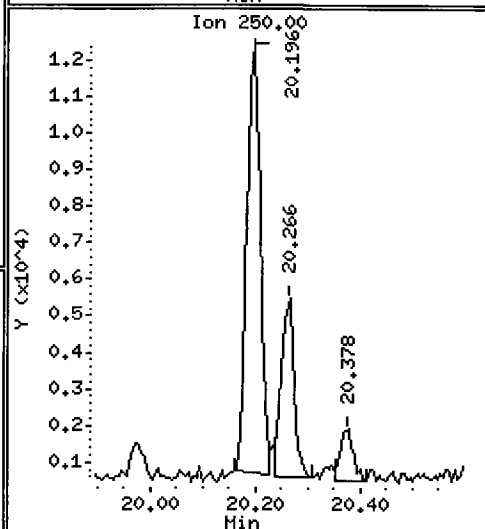
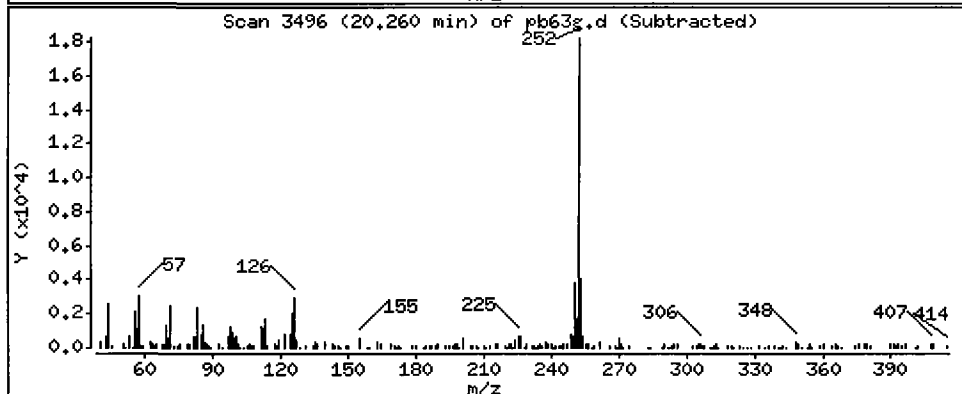
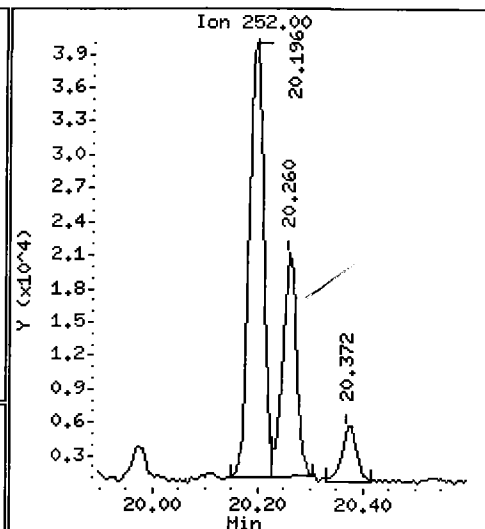
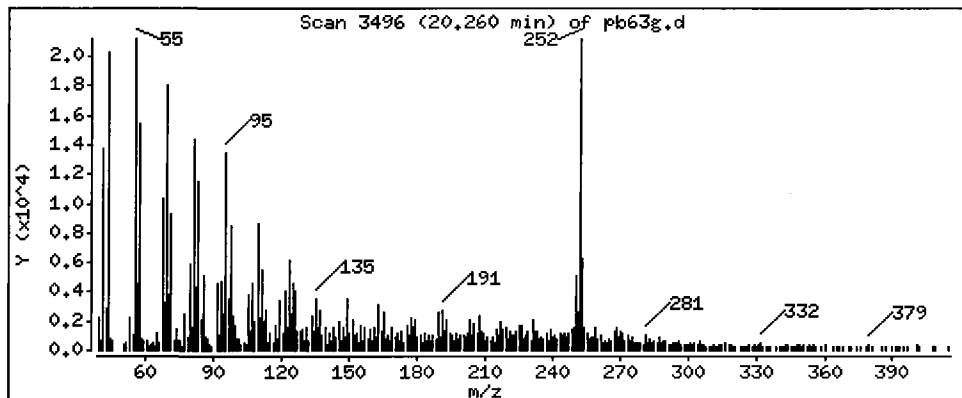
Operator: LJR/VTS

Column phase: ZB-5

Column diameter: 0.32

76 Benzo(a)pyrene

Concentration: 76.72 ug/kg



Date : 16-JUN-2009 17:55

Client ID: 3SED10-A

Instrument: nt6.i

Sample Info: PB63G

Volume Injected (uL): 1.0

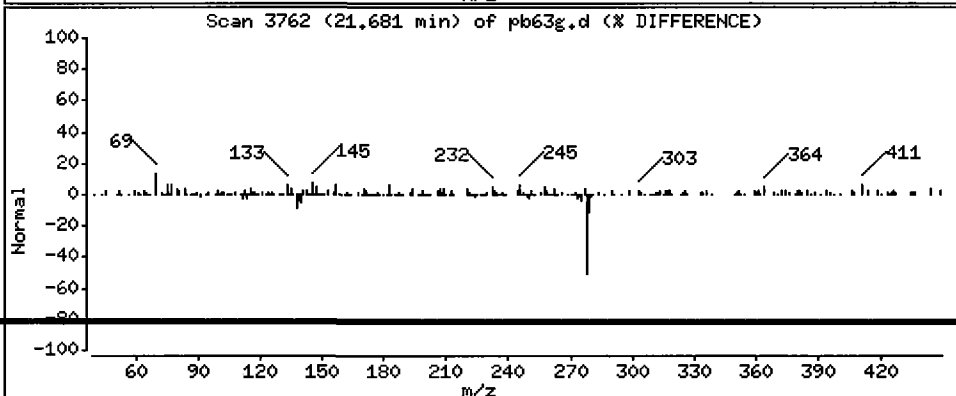
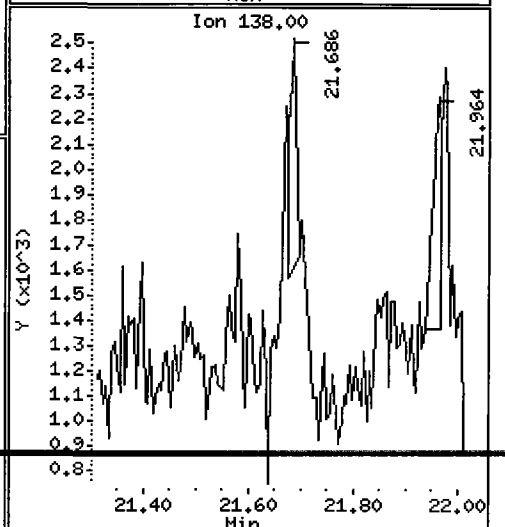
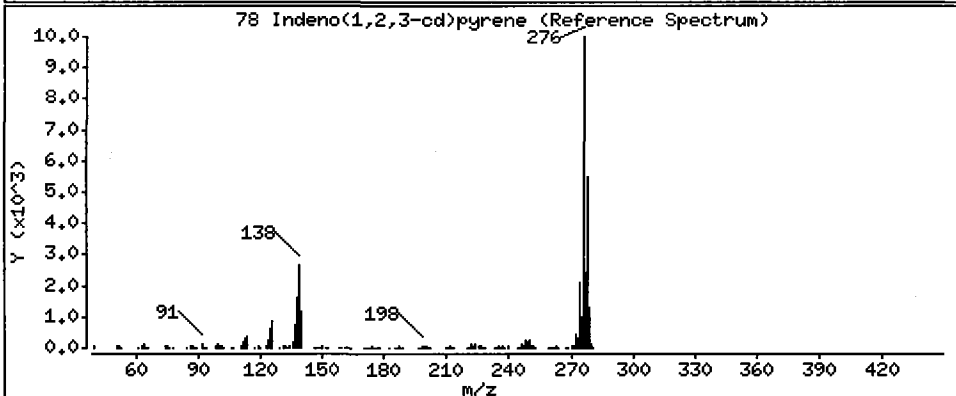
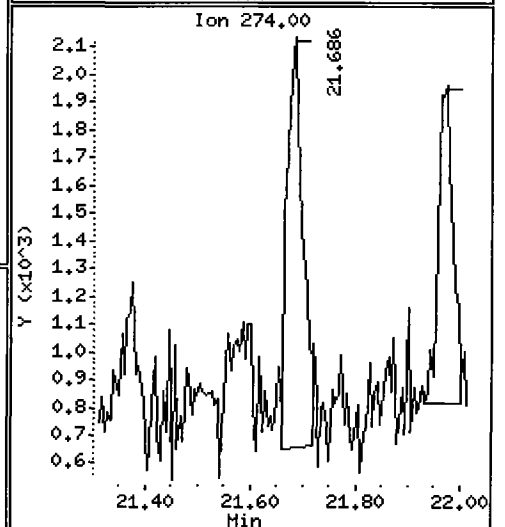
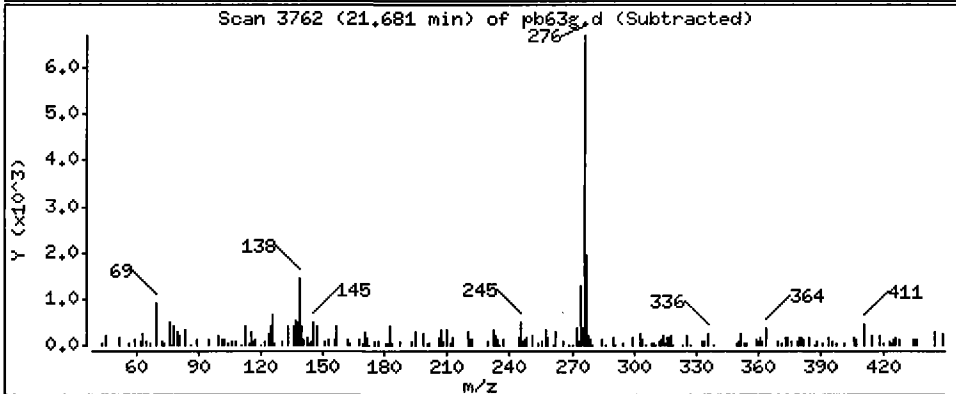
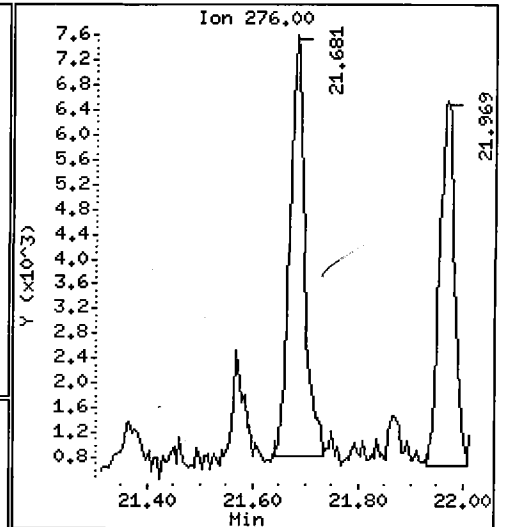
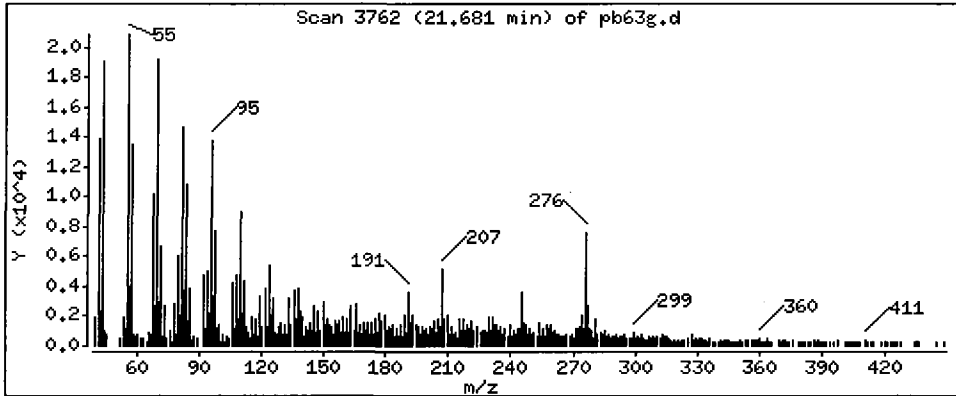
Operator: LJR/VTS

Column phase: ZB-5

Column diameter: 0.32

78 Indeno(1,2,3-cd)pyrene

Concentration: 21.07 ug/kg



Date : 16-JUN-2009 17:55

Client ID: 3SED10-A

Instrument: nt6.i

Sample Info: PB63G

Volume Injected (uL): 1.0

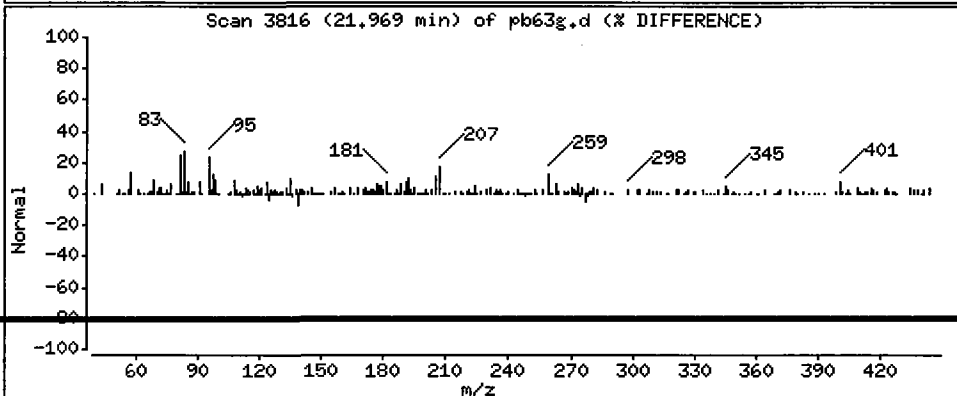
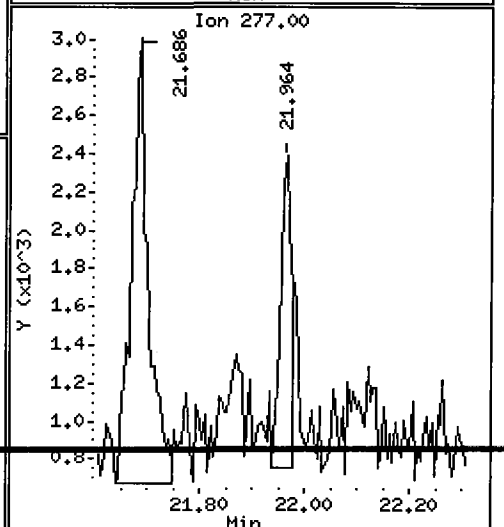
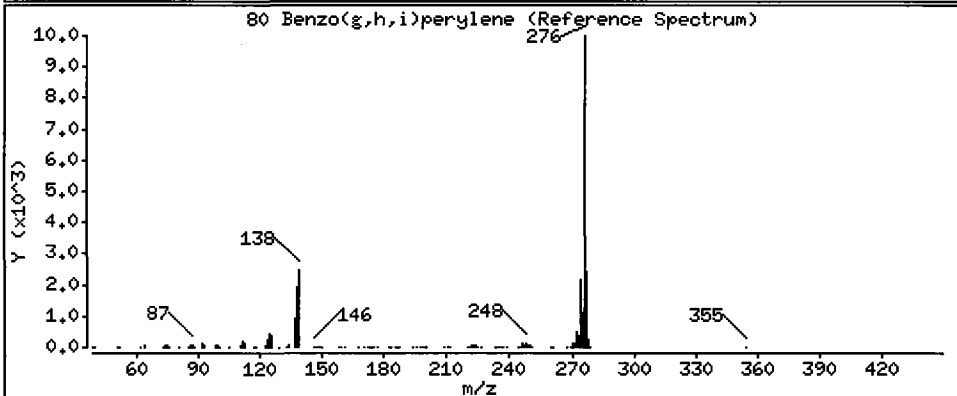
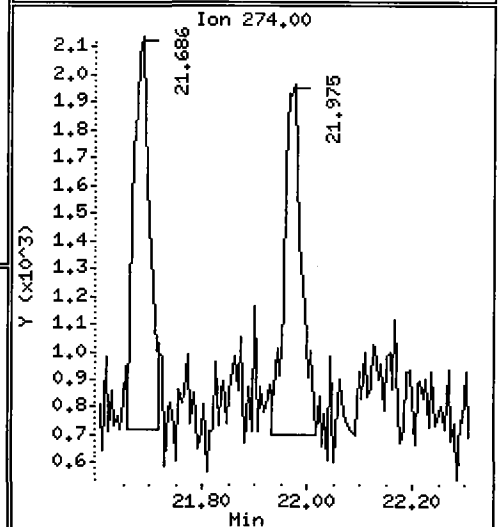
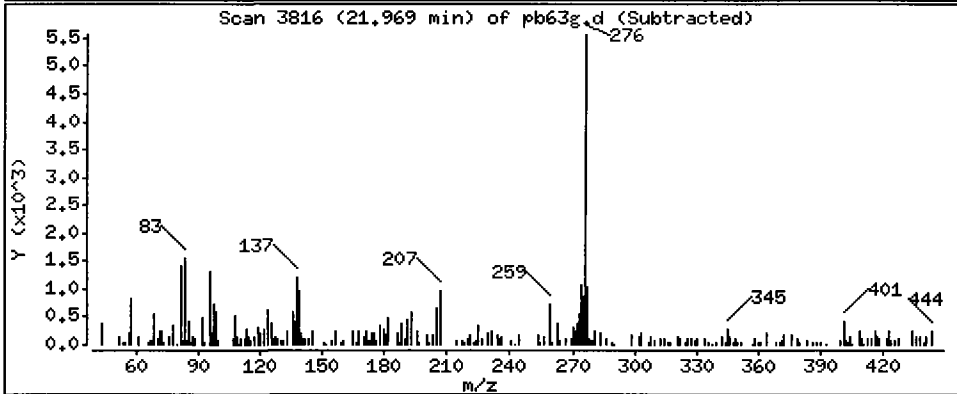
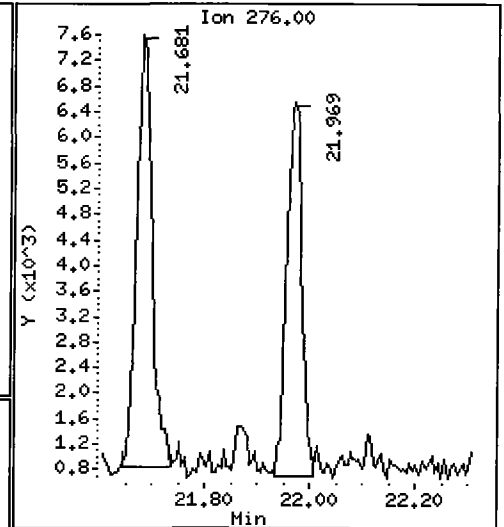
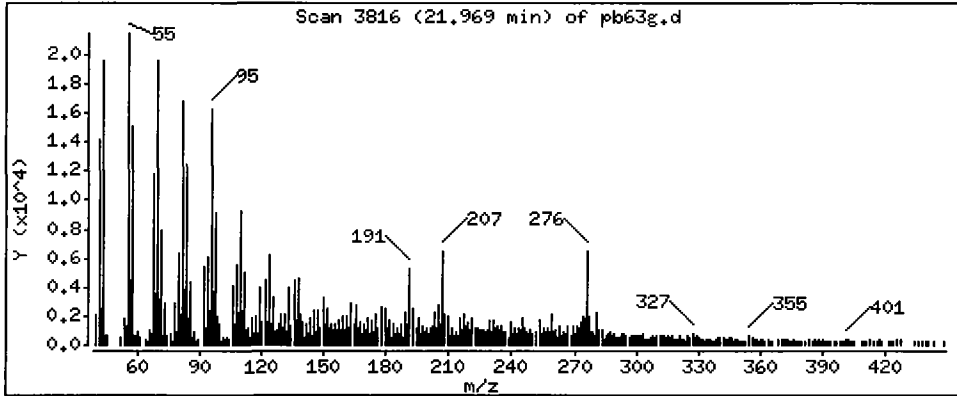
Operator: LJR/VTS

Column phase: ZB-5

Column diameter: 0,32

80 Benzo(g,h,i)perylene

Concentration: 21.14 ug/kg



Date : 16-JUN-2009 17:55

Client ID: 3SED10-A

Instrument: nt6.i

Sample Info: PB63G

Volume Injected (uL): 1.0

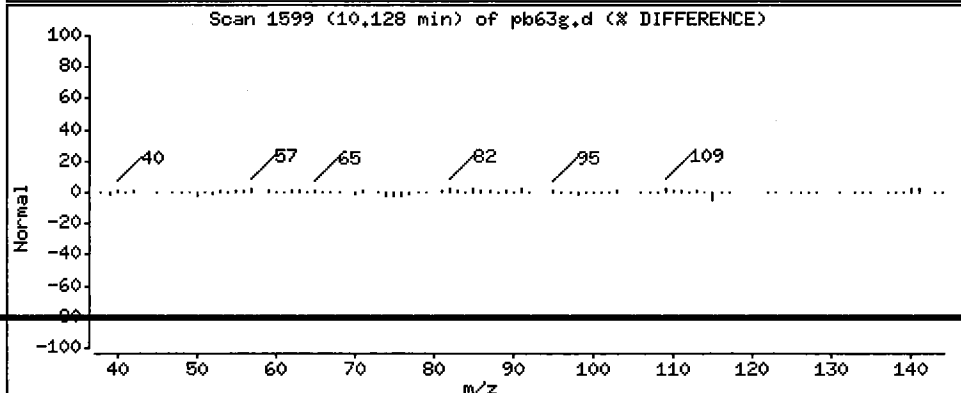
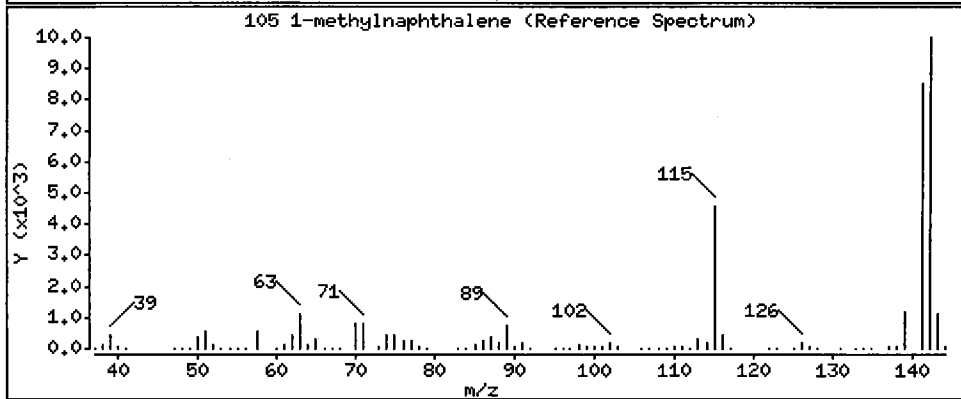
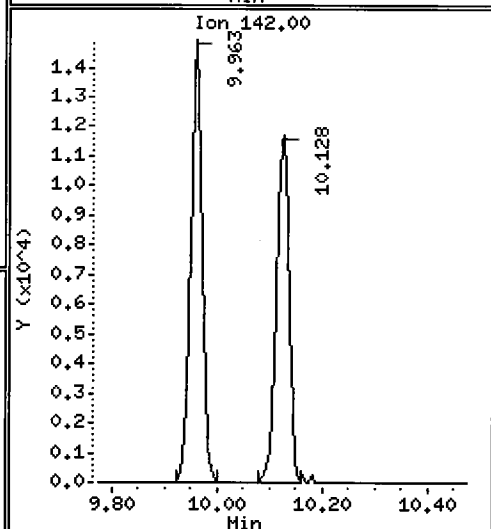
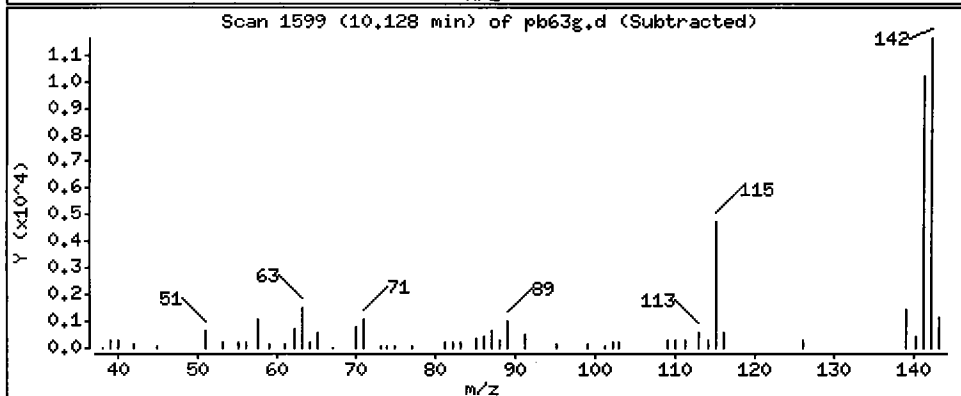
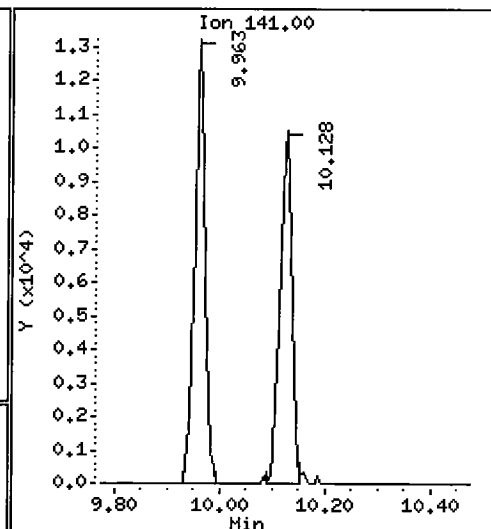
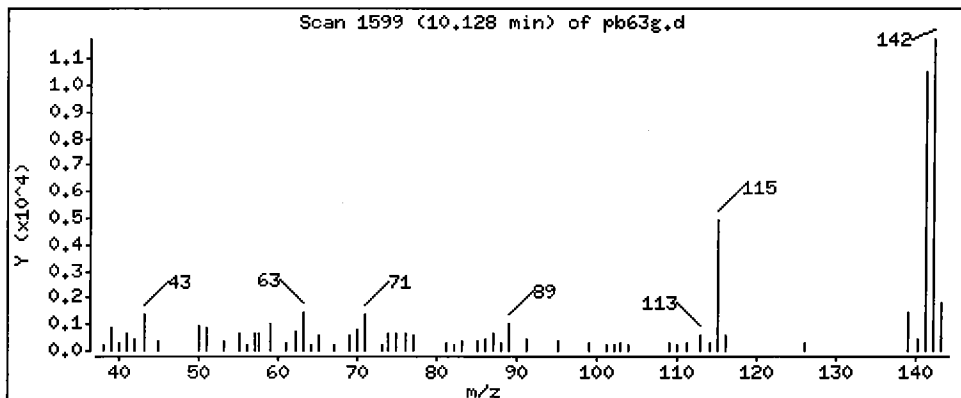
Operator: LJR/VTS

Column phase: ZB-5

Column diameter: 0.32

105 1-methylnaphthalene

Concentration: 29.61 ug/kg



ORGANICS ANALYSIS DATA SHEET

PSDDA Semivolatiles by SW8270D GC/MS

Page 1 of 2

Sample ID: 3SED10-A

DILUTION

Lab Sample ID: PB63G

LIMS ID: 09-12948

Matrix: Sediment

Data Release Authorized: *BB*

Reported: 06/18/09

QC Report No: PB63-ENVIRONMENTAL SCIENCE CORP.

Project: JELD-WEN NORD DOOR

008.0228.00017

Date Sampled: 06/05/09

Date Received: 06/05/09

Date Extracted: 06/10/09

Date Analyzed: 06/17/09 23:35

Instrument/Analyst: NT6/LJR

GPC Cleanup: Yes

Sample Amount: 26.0 g-dry-wt

Final Extract Volume: 0.5 mL

Dilution Factor: 3.00

Percent Moisture: 14.9%

CAS Number	Analyte	RL	Result
108-95-2	Phenol	58	< 58 U
541-73-1	1,3-Dichlorobenzene	58	< 58 U
106-46-7	1,4-Dichlorobenzene	58	< 58 U
100-51-6	Benzyl Alcohol	58	< 58 U
95-50-1	1,2-Dichlorobenzene	58	< 58 U
95-48-7	2-Methylphenol	58	< 58 U
106-44-5	4-Methylphenol	58	< 58 U
67-72-1	Hexachloroethane	58	< 58 U
105-67-9	2,4-Dimethylphenol	58	< 58 U
65-85-0	Benzoic Acid	580	< 580 U
120-82-1	1,2,4-Trichlorobenzene	58	< 58 U
91-20-3	Naphthalene	58	< 58 U
87-68-3	Hexachlorobutadiene	58	< 58 U
91-57-6	2-Methylnaphthalene	58	31 J
131-11-3	Dimethylphthalate	58	< 58 U
208-96-8	Acenaphthylene	58	< 58 U
83-32-9	Acenaphthene	58	120
132-64-9	Dibenzofuran	58	190
84-66-2	Diethylphthalate	58	< 58 U
86-73-7	Fluorene	58	220
86-30-6	N-Nitrosodiphenylamine	58	< 58 U
118-74-1	Hexachlorobenzene	58	< 58 U
87-86-5	Pentachlorophenol	290	< 290 U
85-01-8	Phenanthrene	58	1,800
120-12-7	Anthracene	58	32 J
84-74-2	Di-n-Butylphthalate	58	< 58 U
206-44-0	Fluoranthene	58	1,300
129-00-0	Pyrene	58	1,200
85-68-7	Butylbenzylphthalate	58	< 58 U
56-55-3	Benzo (a) anthracene	58	120
117-81-7	bis(2-Ethylhexyl)phthalate	58	< 58 U
218-01-9	Chrysene	58	300
117-84-0	Di-n-Octyl phthalate	58	< 58 U
205-99-2	Benzo (b) fluoranthene	58	180
207-08-9	Benzo (k) fluoranthene	58	180
50-32-8	Benzo (a) pyrene	58	77
193-39-5	Indeno (1,2,3-cd) pyrene	58	36 J

ORGANICS ANALYSIS DATA SHEET
PSDDA Semivolatiles by SW8270D GC/MS
 Page 2 of 2

Sample ID: 3SED10-A
DILUTION

Lab Sample ID: PB63G
 LIMS ID: 09-12948
 Matrix: Sediment
 Date Analyzed: 06/17/09 23:35

QC Report No: PB63-ENVIRONMENTAL SCIENCE CORP.
 Project: JELD-WEN NORD DOOR
 008.0228.00017

CAS Number	Analyte	RL	Result
53-70-3	Dibenz (a, h) anthracene	58	< 58 U
191-24-2	Benzo (g, h, i) perylene	58	39 J
90-12-0	1-Methylnaphthalene	58	30 J

Reported in µg/kg (ppb)

Semivolatile Surrogate Recovery

d5-Nitrobenzene	57.5%	2-Fluorobiphenyl	67.0%
d14-p-Terphenyl	91.8%	d4-1,2-Dichlorobenzene	52.2%
d5-Phenol	61.8%	2-Fluorophenol	55.8%
2,4,6-Tribromophenol	65.8%	d4-2-Chlorophenol	57.0%

Analytical Resources, Inc.

Semivolatle Report SW846 Method 8270D

Data file : /chem1/nt6.i/20090617.b/pb63gdl.d
 Lab Smp Id: PB63G Client Smp ID: 3SED10-A
 Inj Date : 17-JUN-2009 23:35
 Operator : LJR/VTS Inst ID: nt6.i
 Smp Info : PB63G,3
 Misc Info : 09-12948
 Comment : 1ul Injection
 Method : /chem1/nt6.i/20090617.b/SW846.m
 Meth Date : 18-Jun-2009 11:00 jeff Quant Type: ISTD
 Cal Date : 11-JUN-2009 14:21 Cal File: 0050611a.d
 Als bottle: 22
 Dil Factor: 3.00000
 Integrator: HP RTE Compound Sublist: PSDDA.sub
 Target Version: 3.50

LJR
6/18/09

Concentration Formula: Amt * DF * Vt / (Ws * (100 - M) / 100) * CpndVariable

Name	Value	Description
DF	3.00000	Dilution Factor
Vt	500.00000	Volume of final extract (uL)
Ws	30.50000	Weight of sample extracted (g)
M	14.90000	% Moisture

Cpnd Variable

Local Compound Variable

Compounds	QUANT SIG	RT	EXP RT	REL RT	RESPONSE	CONCENTRATIONS	
						ON-COLUMN (ug/mL)	FINAL (ug/kg)
\$ 1 2-Fluorophenol	112	4.462	4.443	(0.679)	51163	6.96796	402.7
\$ 2 Phenol-d5	99	6.299	6.275	(0.959)	76142	7.72217	446.3
3 Phenol	94	Compound Not Detected.					
\$ 5 2-Chlorophenol-d4	132	6.278	6.275	(0.955)	42773	7.11882	411.4
4 Bis(2-Chloroethyl)ether	93	Compound Not Detected.					
6 2-Chlorophenol	128	Compound Not Detected.					
7 1,3-Dichlorobenzene	146	Compound Not Detected.					
* 8 1,4-Dichlorobenzene-d4	152	6.572	6.569	(1.000)	89062	20.0000	
9 1,4-Dichlorobenzene	146	Compound Not Detected.					
\$ 10 1,2-Dichlorobenzene-d4	152	6.871	6.873	(1.046)	19293	4.35031	251.4
12 1,2-Dichlorobenzene	146	Compound Not Detected.					
11 Benzyl alcohol	108	Compound Not Detected.					
14 2,2'-oxybis(1-Chloropropane)	45	Compound Not Detected.					
13 2-Methylphenol	108	Compound Not Detected.					
17 Hexachloroethane	117	Compound Not Detected.					

Compounds	QUANT SIG MASS	RT	EXP RT	REL RT	RESPONSE	CONCENTRATIONS	
						ON-COLUMN (ug/mL)	FINAL (ug/kg)
16 N-Nitroso-di-n-propylamine	70						
15 4-Methylphenol	108						
\$ 18 Nitrobenzene-d5	82	7.533	7.546	(0.871)	47178	4.78508	276.5
19 Nitrobenzene	77						
20 Isophorone	82						
21 2-Nitrophenol	139						
22 2,4-Dimethylphenol	107						
23 Bis(2-Chloroethoxy)methane	93						
24 Benzoic acid	105						
25 2,4-Dichlorophenol	162						
26 1,2,4-Trichlorobenzene	180						
* 27 Naphthalene-d8	136	8.644	8.646	(1.000)	321032	20.0000	
28 Naphthalene	128						
29 4-Chloroaniline	127						
30 Hexachlorobutadiene	225						
31 4-Chloro-3-methylphenol	107						
32 2-Methylnaphthalene	141	9.798	9.800	(1.133)	5666	0.54501 LDL	31.50
33 Hexachlorocyclopentadiene	237						
34 2,4,6-Trichlorophenol	196						
35 2,4,5-Trichlorophenol	196						
\$ 36 2-Fluorobiphenyl	172	10.460	10.468	(0.912)	75417	5.58089	322.5
37 2-Chloronaphthalene	162						
38 2-Nitroaniline	65						
39 Dimethylphthalate	163						
40 Acenaphthylene	152						
41 2,6-Dinitrotoluene	165						
* 42 Acenaphthene-d10	164	11.464	11.472	(1.000)	181931	20.0000	
43 3-Nitroaniline	138						
44 Acenaphthene	153	11.512	11.515	(1.004)	23774	2.08327	120.4
45 2,4-Dinitrophenol	184						
46 Dibenzofuran	168	11.774	11.782	(1.027)	53692	3.25628	188.2
47 4-Nitrophenol	109						
48 2,4-Dinitrotoluene	165						
50 Diethylphthalate	149						
49 Fluorene	166	12.319	12.326	(1.075)	50993	3.78083	218.5
51 4-Chlorophenyl-phenylether	204						
52 4-Nitroaniline	138						
53 4,6-Dinitro-2-methylphenol	198						
54 N-Nitrosodiphenylamine	169						
\$ 55 2,4,6-Tribromophenol	330	12.741	12.748	(1.111)	14253	8.21639	474.8
56 4-Bromophenyl-phenylether	248						
57 Hexachlorobenzene	284						
58 Pentachlorophenol	266						
* 59 Phenanthrene-d10	188	13.782	13.790	(1.000)	267818	20.0000	
60 Phenanthrene	178	13.819	13.822	(1.003)	539398	31.7312	1834
61 Anthracene	178	13.884	13.891	(1.007)	9679	0.56164 LDL	32.46 (M)
62 Carbazole	167	14.209	14.212	(1.031)	16316	1.15211	66.58
63 Di-n-butylphthalate	149						

Compounds	QUANT SIG				RESPONSE	CONCENTRATIONS		
	MASS	RT	EXP RT	REL RT		ON-COLUMN (ug/mL)	FINAL (ug/kg)	
64 Fluoranthene	202	15.716	15.718	(1.140)	396336	22.8370	1320	
65 Pyrene	202	16.047	16.055	(0.891)	257254	19.9907	1155	
\$ 66 Terphenyl-d14	244	16.426	16.439	(0.912)	63497	7.65325	442.3	
67 Butylbenzylphthalate	149	Compound Not Detected.						
68 Benzo(a)anthracene	228	17.986	17.999	(0.999)	24254	2.11548	122.3	
* 69 Chrysene-d12	240	18.007	18.020	(1.000)	155337	20.0000		
70 3,3'-Dichlorobenzidine	252	Compound Not Detected.						
71 Chrysene	228	18.044	18.057	(1.002)	56634	5.15895	298.1	
72 bis(2-Ethylhexyl)phthalate	149	Compound Not Detected.						
* 134 Di-n-octylphthalate-d4	153	19.310	19.313	(1.000)	206460	20.0000		
73 Di-n-octylphthalate	149	Compound Not Detected.						
74 Benzo(b)fluoranthene	252	19.609	19.617	(0.975)	56071	6.24275	360.0 3.000	
75 Benzo(k)fluoranthene	252	19.609	19.649	(0.975)	56071	6.07796	351.3 3.000	
76 Benzo(a)pyrene	252	20.036	20.044	(0.996)	10933	1.34468	77.71	
* 77 Perylene-d12	264	20.122	20.124	(1.000)	123945	20.0000		
78 Indeno(1,2,3-cd)pyrene	276	21.452	21.460	(1.066)	6761	0.62379	LDL 36.05(M)	
79 Dibenzo(a,h)anthracene	278	Compound Not Detected.						
80 Benzo(g,h,i)perylene	276	21.735	21.748	(1.080)	6344	0.66973	38.70	
90 N-Nitrosodimethylamine	74	Compound Not Detected.						
91 Aniline	93	Compound Not Detected.						
93 Benzidine	184	Compound Not Detected.						
103 Pyridine	79	Compound Not Detected.						
105 1-methylnaphthalene	141	9.958	9.966	(1.152)	5038	0.50603	LDL 29.24	
111 Azobenzene (1,2-DP-Hydrazine)	77	Compound Not Detected.						

QC Flag Legend

M - Compound response manually integrated.

Analytical Resources, Inc.

INTERNAL STANDARD COMPOUNDS
 AREA AND RT SUMMARY

Instrument ID: nt6.i
 Lab File ID: pb63gdl.d
 Lab Smp Id: PB63G
 Analysis Type: SV
 Quant Type: ISTD
 Operator: LJR/VTS
 Method File: /chem1/nt6.i/20090617.b/SW846.m
 Misc Info: 09-12948

Calibration Date: 17-JUN-2009
 Calibration Time: 13:44
 Client Smp ID: 3SED10-A
 Level: LOW
 Sample Type: Sediment

Test Mode:
 Use Initial Calibration Level 4.

COMPOUND	STANDARD	AREA LIMIT		SAMPLE	%DIFF
		LOWER	UPPER		
8 1,4-Dichlorobenze	112389	56194	224778	89062	-20.76
27 Naphthalene-d8	384492	192246	768984	321032	-16.50
42 Acenaphthene-d10	217478	108739	434956	181931	-16.35
59 Phenanthrene-d10	336594	168297	673188	267818	-20.43
69 Chrysene-d12	247160	123580	494320	155337	-37.15
134 Di-n-octylphthala	347036	173518	694072	206460	-40.51
77 Perylene-d12	232938	116469	465876	123945	-46.79

COMPOUND	STANDARD	RT LIMIT		SAMPLE	%DIFF
		LOWER	UPPER		
8 1,4-Dichlorobenze	6.57	6.07	7.07	6.57	0.04
27 Naphthalene-d8	8.65	8.15	9.15	8.64	-0.03
42 Acenaphthene-d10	11.47	10.97	11.97	11.46	-0.07
59 Phenanthrene-d10	13.79	13.29	14.29	13.78	-0.06
69 Chrysene-d12	18.02	17.52	18.52	18.01	-0.07
134 Di-n-octylphthala	19.31	18.81	19.81	19.31	-0.01
77 Perylene-d12	20.12	19.62	20.62	20.12	-0.01

AREA UPPER LIMIT = +100% of internal standard area.
 AREA LOWER LIMIT = - 50% of internal standard area.
 RT UPPER LIMIT = + 0.50 minutes of internal standard RT.
 RT LOWER LIMIT = - 0.50 minutes of internal standard RT.

Analytical Resources, Inc.

RECOVERY REPORT

Client Name: ESC
 Sample Matrix: SOLID
 Lab Smp Id: PB63G
 Level: LOW
 Data Type: MS DATA
 SpikeList File: SONICLCS.spk
 Sublist File: PSDDA.sub
 Method File: /chem1/nt6.i/20090617.b/SW846.m
 Misc Info: 09-12948

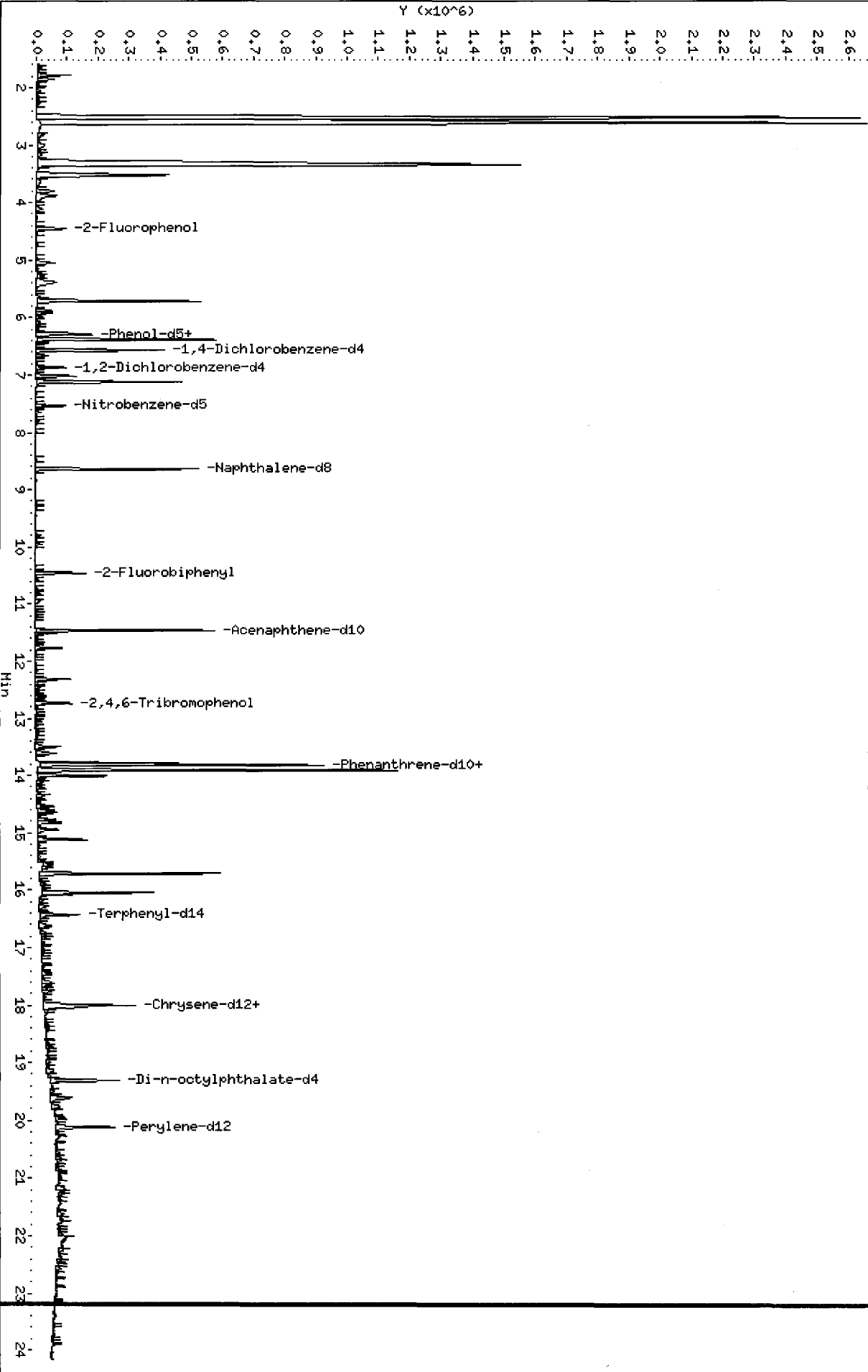
Client SDG: PB63
 Fraction: SV
 Client Smp ID: 3SED10-A
 Operator: LJR/VTS
 SampleType: SAMPLE
 Quant Type: ISTD

SURROGATE COMPOUND	CONC ADDED ug/kg	CONC RECOVERED ug/kg	% RECOVERED	LIMITS
\$ 1 2-Fluorophenol	722.4	402.7	55.74	21-100
\$ 2 Phenol-d5	722.4	446.3	61.78	10-100
\$ 5 2-Chlorophenol-d4	722.4	411.4	56.95	30-100
\$ 10 1,2-Dichlorobenzen	481.6	251.4	52.20	24-100
\$ 18 Nitrobenzene-d5	481.6	276.5	57.42	26-100
\$ 36 2-Fluorobiphenyl	481.6	322.5	66.97	32-100
\$ 55 2,4,6-Tribromophen	722.4	474.8	65.73	33-118
\$ 66 Terphenyl-d14	481.6	442.3	91.84	21-97

Data File: /chem1/nt6.1/20090617.b/pb63gd1.d
Date: 17-JUN-2009 23:35
Client ID: 3SEDL0-A
Sample Info: PB63G.3
Volume Injected (uL): 1.0
Column phase: ZB-5

Instrument: nt6.i
Operator: LJR/VTS
Column diameter: 0.32

/chem1/nt6.1/20090617.b/pb63gd1.d



Date : 17-JUN-2009 23:35

Client ID: 3SED10-A

Instrument: nt6.i

Sample Info: PB63G,3

Volume Injected (uL): 1.0

Operator: LJR/VTS

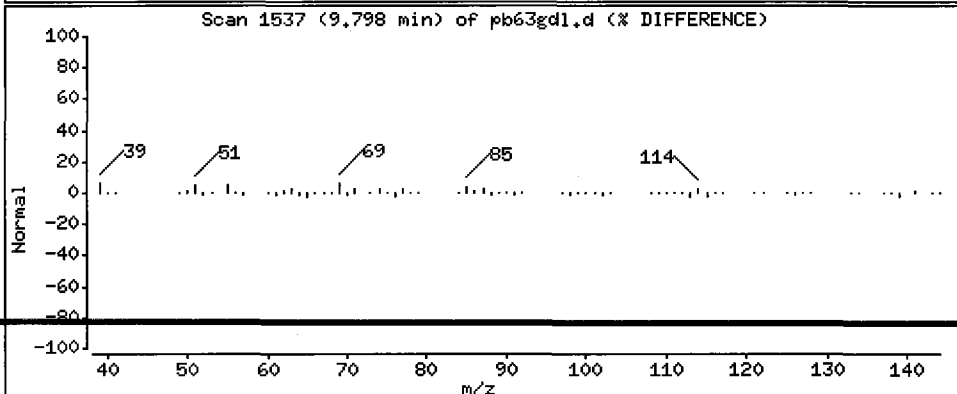
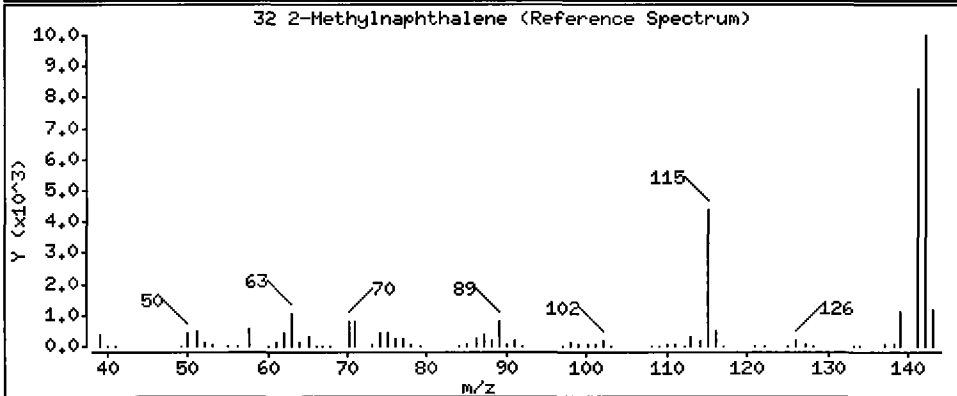
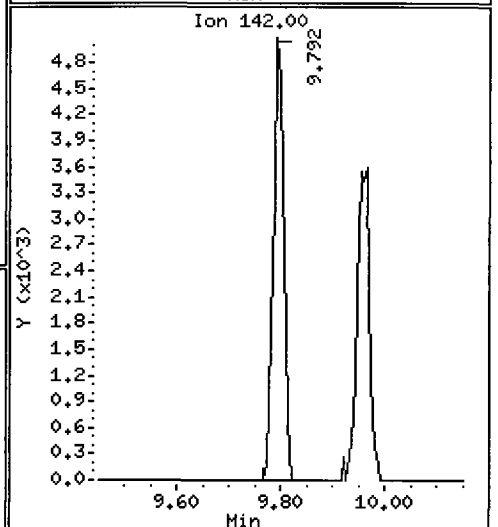
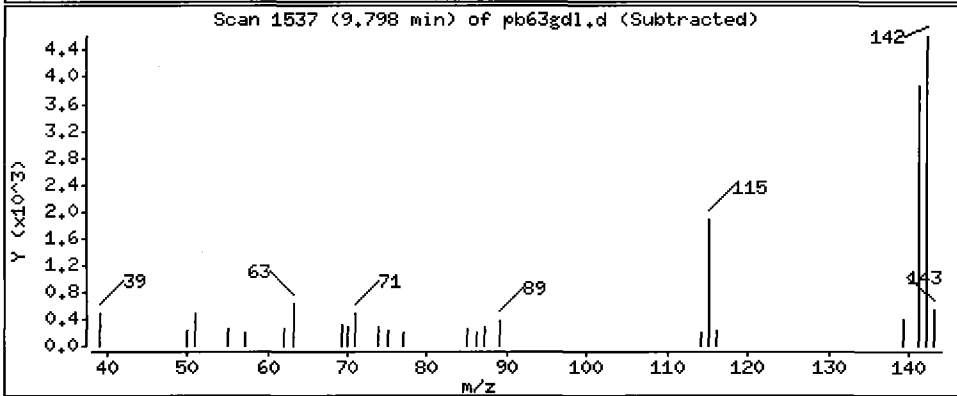
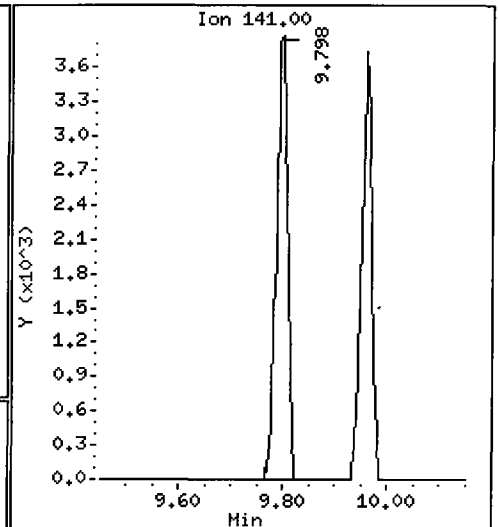
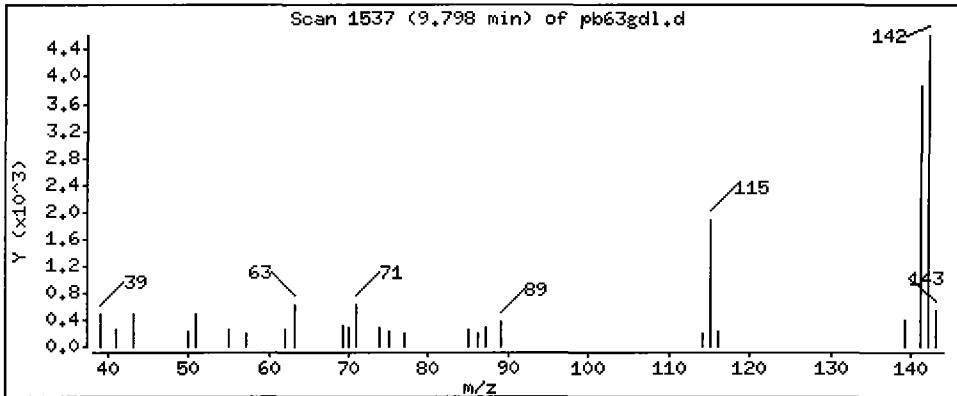
Column phase: ZB-5

Column diameter: 0.32

Handwritten signature

32 2-Methylnaphthalene

Concentration: 31.50 ug/kg



Date : 17-JUN-2009 23:35

Client ID: 3SED10-A

Instrument: nt6.i

Sample Info: PB63G,3

Volume Injected (uL): 1.0

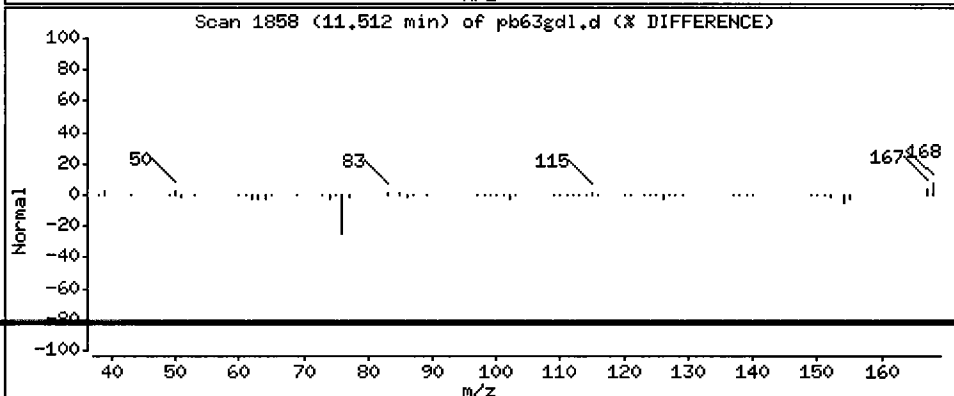
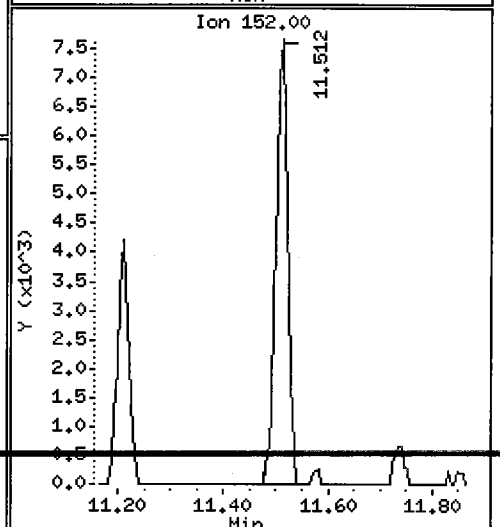
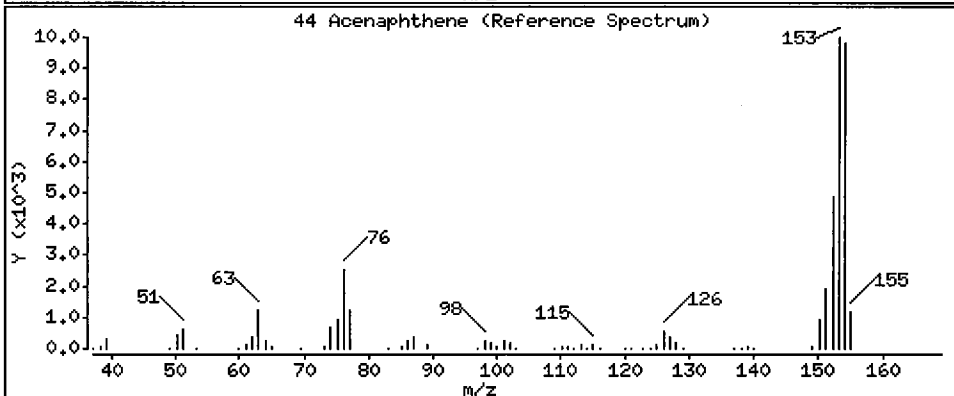
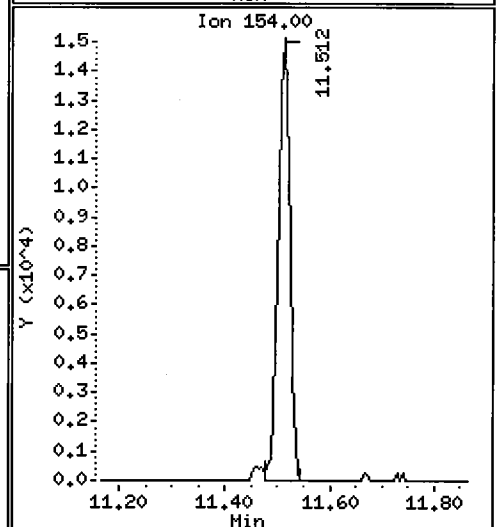
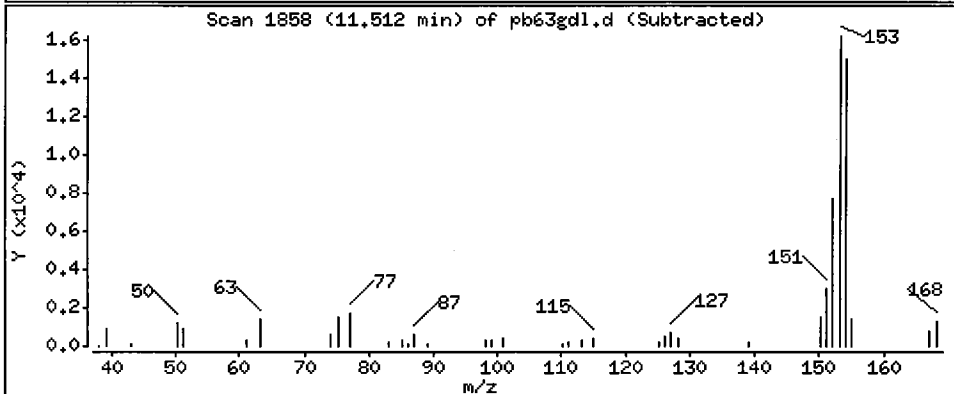
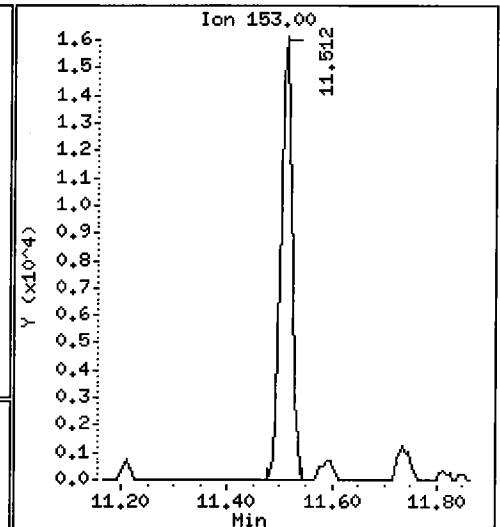
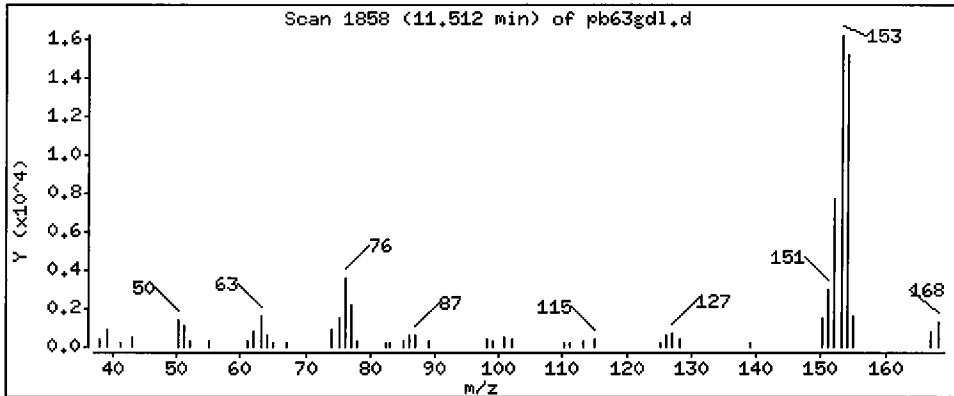
Operator: LJR/VTS

Column phase: ZB-5

Column diameter: 0.32

44 Acenaphthene

Concentration: 120.4 ug/kg



Date: 17-JUN-2009 23:35

Client ID: 3SED10-A

Instrument: nt6.i

Sample Info: PB63G,3

Volume Injected (uL): 1.0

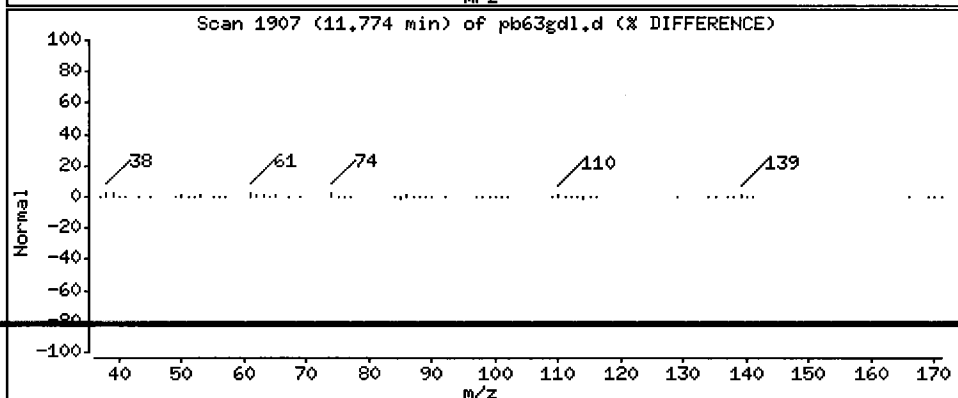
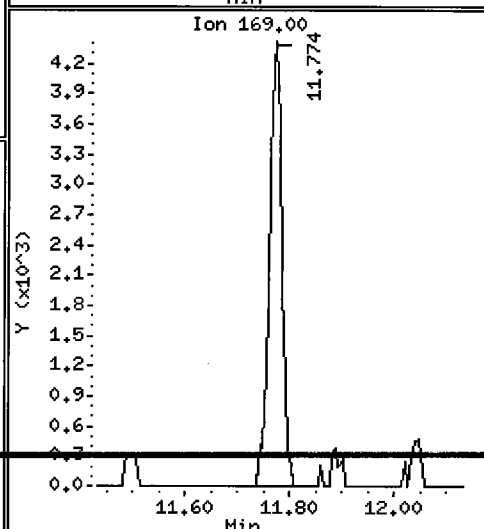
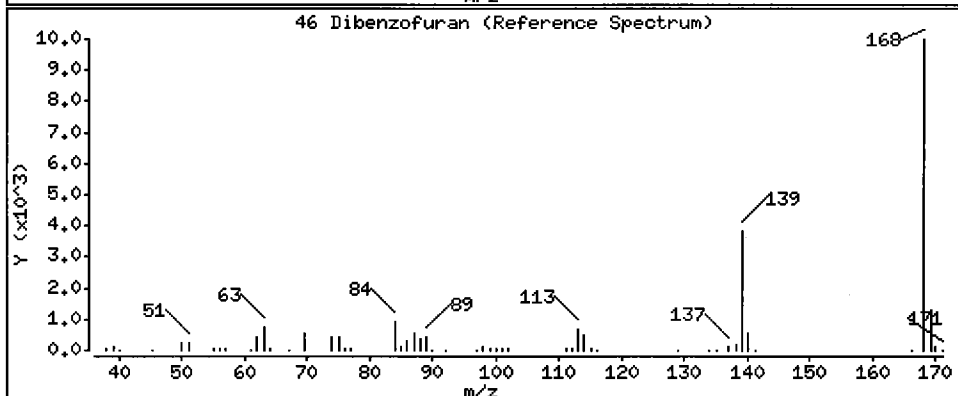
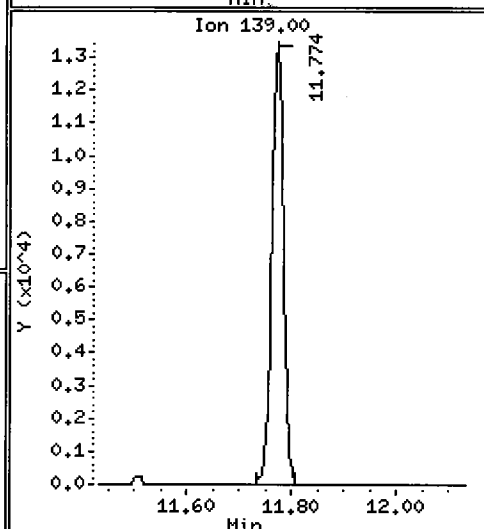
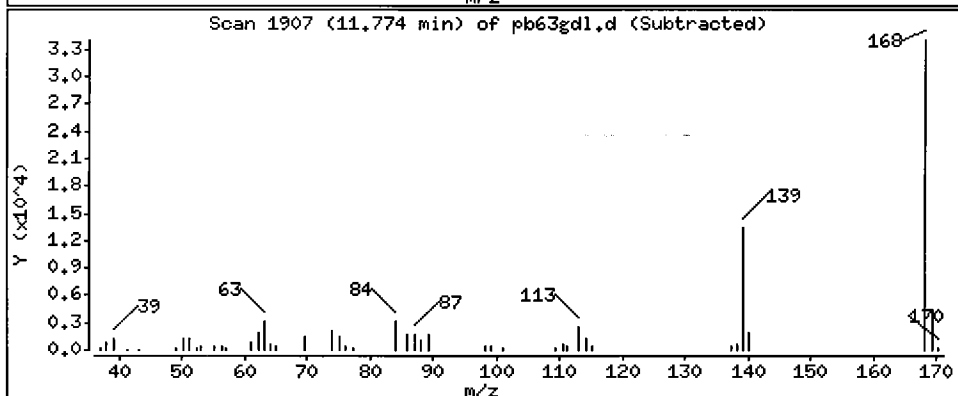
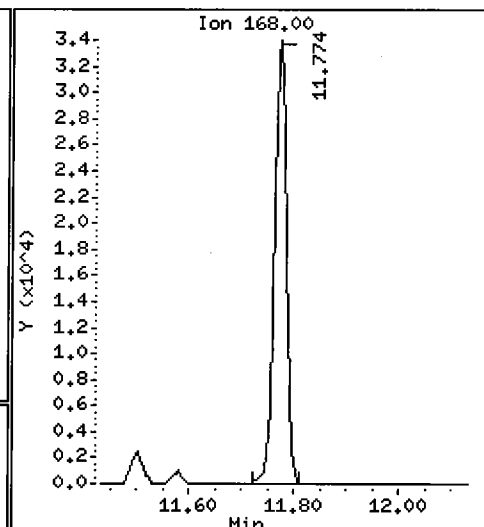
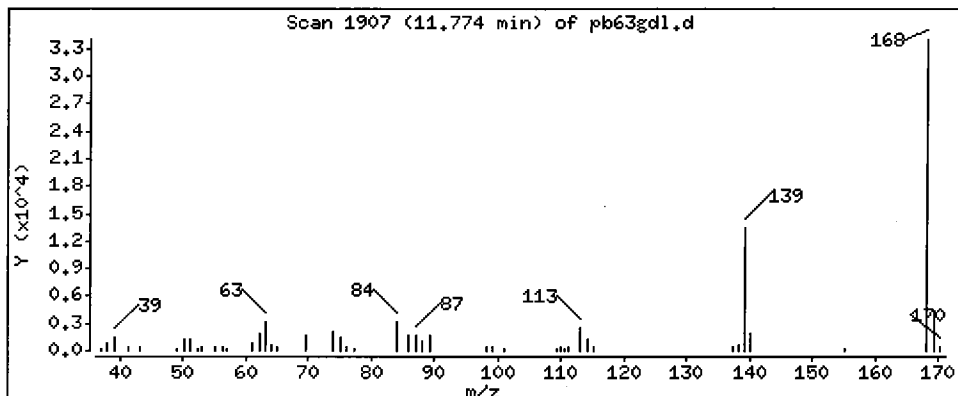
Operator: LJR/VTS

Column phase: ZB-5

Column diameter: 0.32

46 Dibenzofuran

Concentration: 188.2 ug/kg



Date : 17-JUN-2009 23:35

Client ID: 3SED10-A

Instrument: nt6.i

Sample Info: PB63G,3

Volume Injected (uL): 1.0

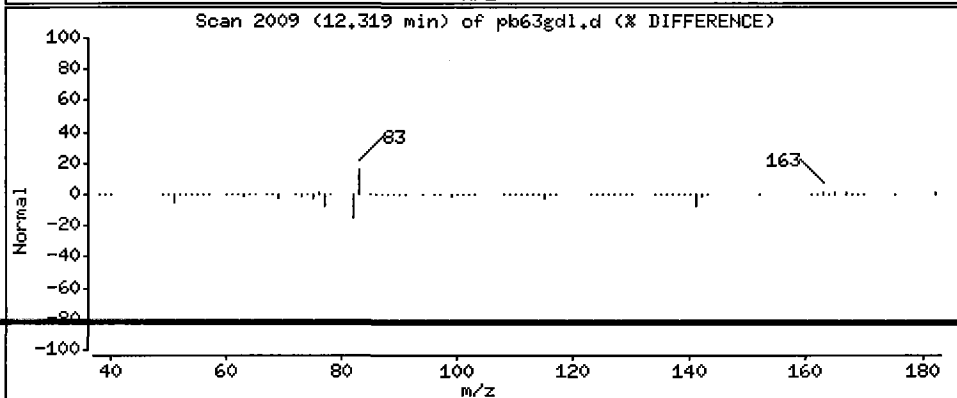
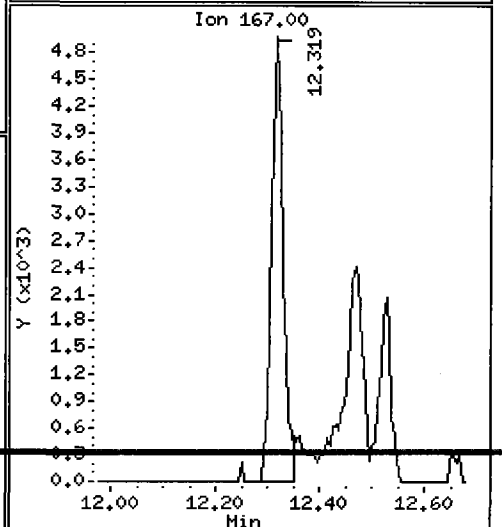
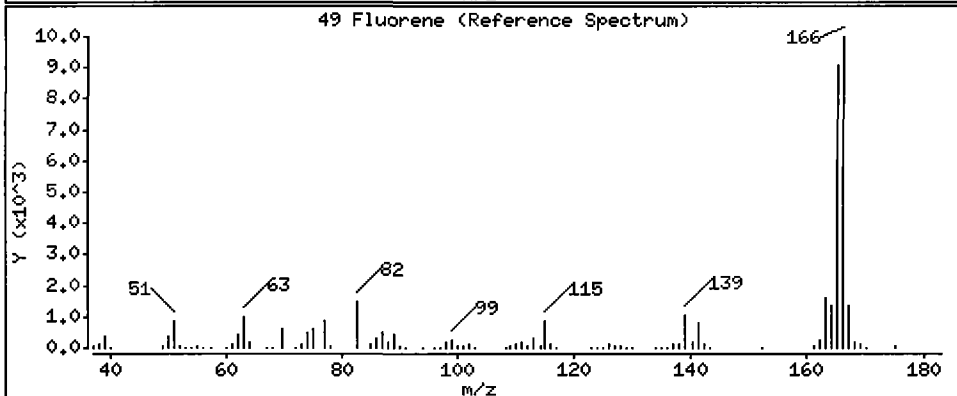
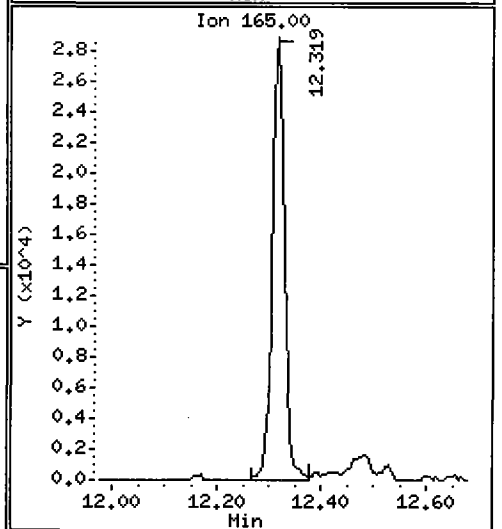
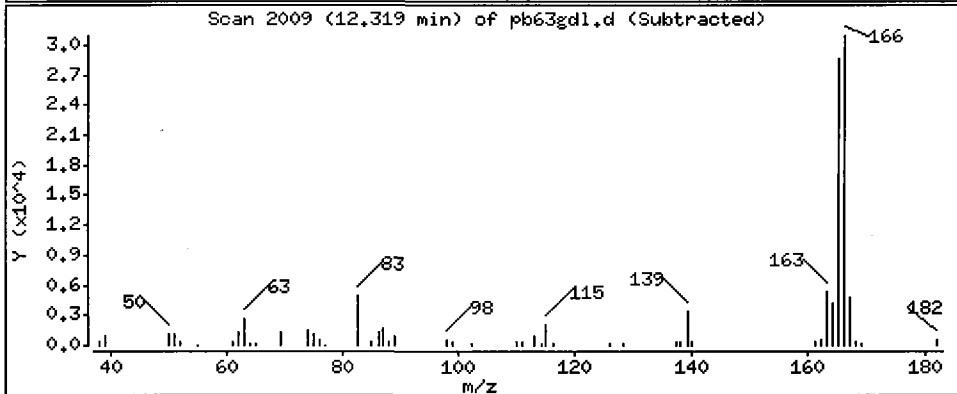
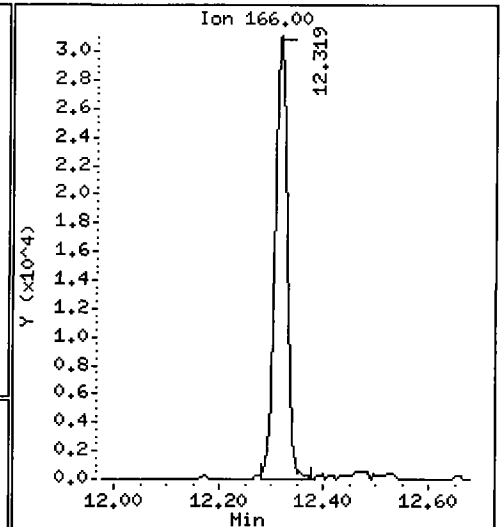
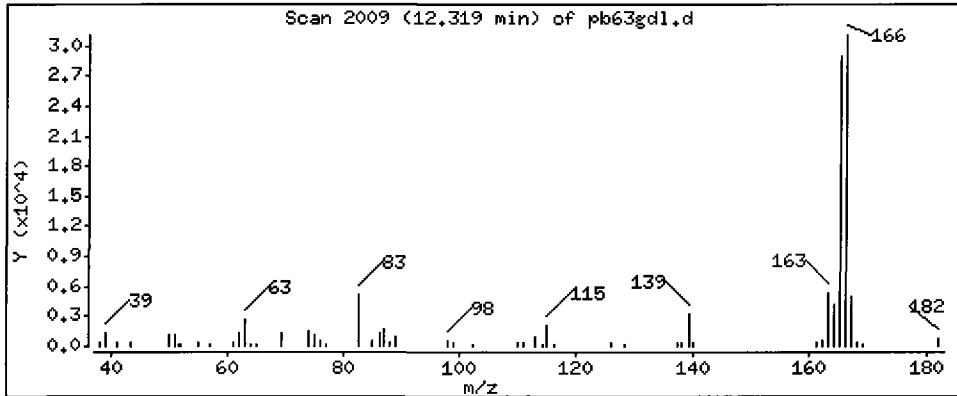
Operator: LJR/VTS

Column phase: ZB-5

Column diameter: 0.32

49 Fluorene

Concentration: 218.5 ug/kg



Date : 17-JUN-2009 23:35

Client ID: 3SED10-A

Instrument: nt6.i

Sample Info: PB63G,3

Volume Injected (uL): 1.0

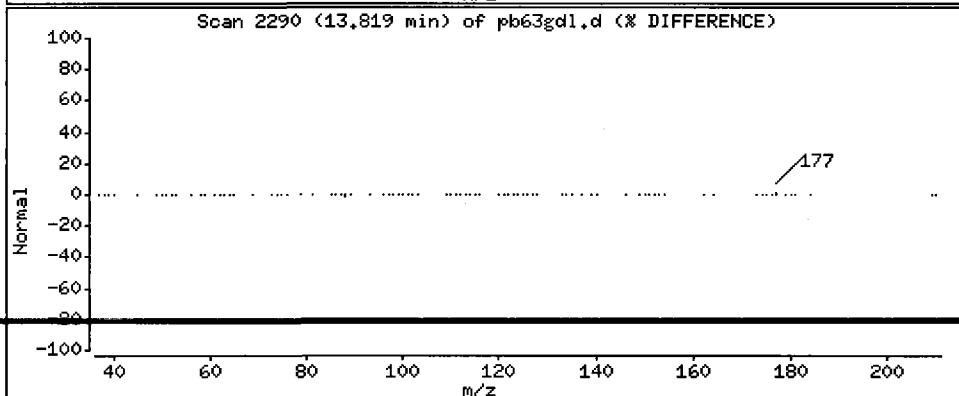
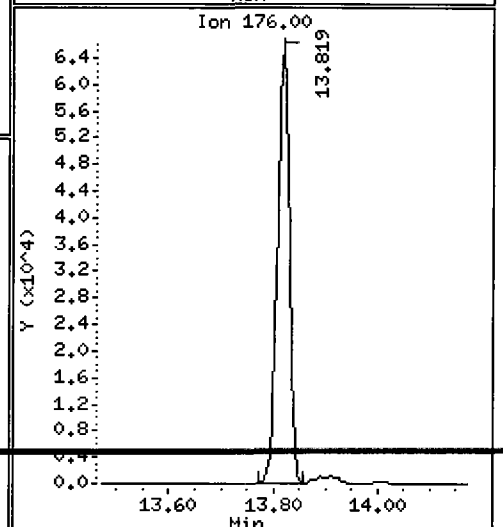
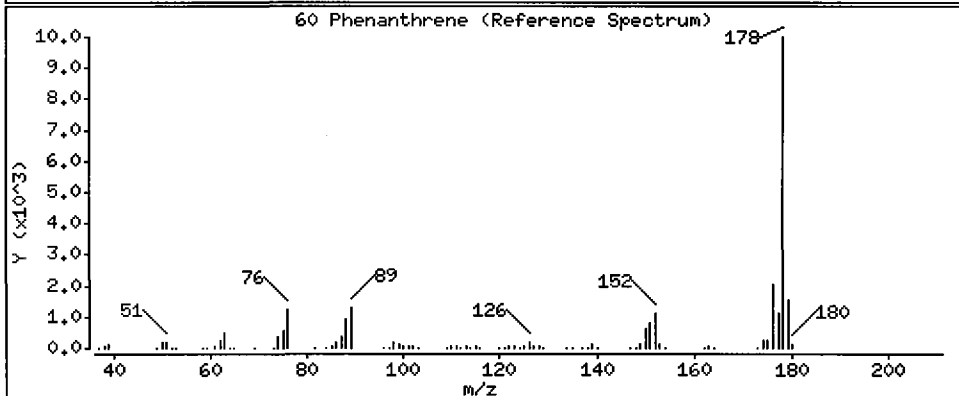
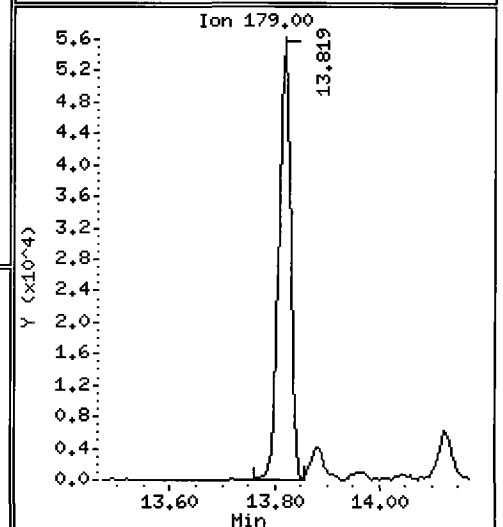
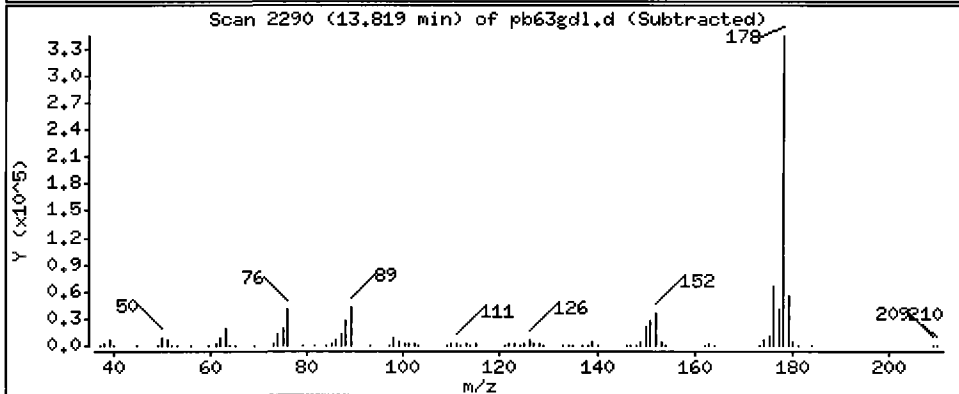
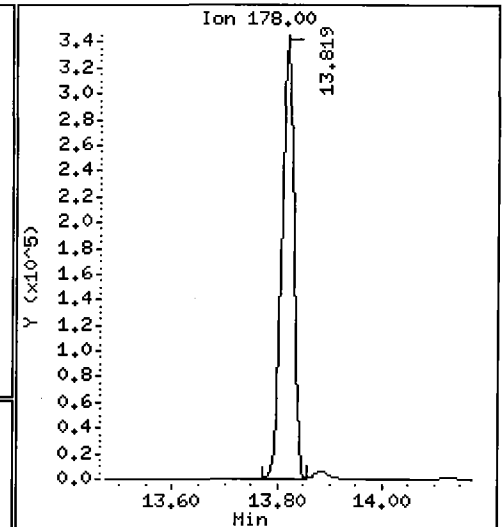
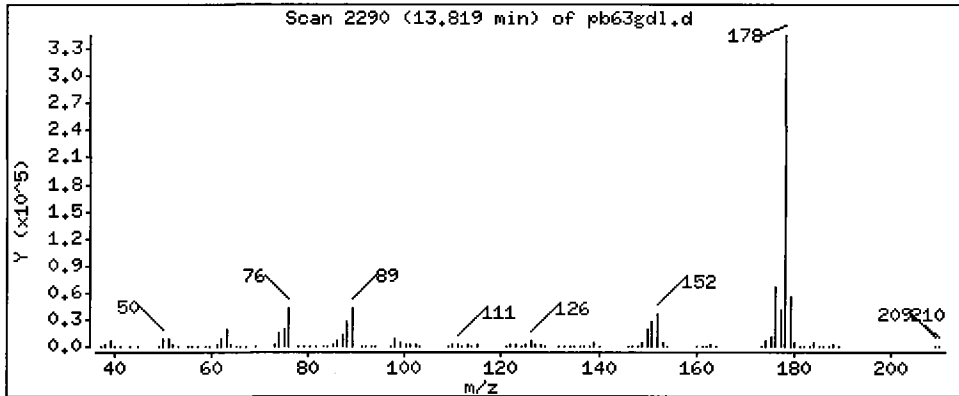
Operator: LJR/VTS

Column phase: ZB-5

Column diameter: 0.32

60 Phenanthrene

Concentration: 1834 ug/kg



Date : 17-JUN-2009 23:35

Client ID: 3SED10-A

Instrument: nt6.i

Sample Info: PB63G,3

Volume Injected (uL): 1.0

Operator: LJR/VTS

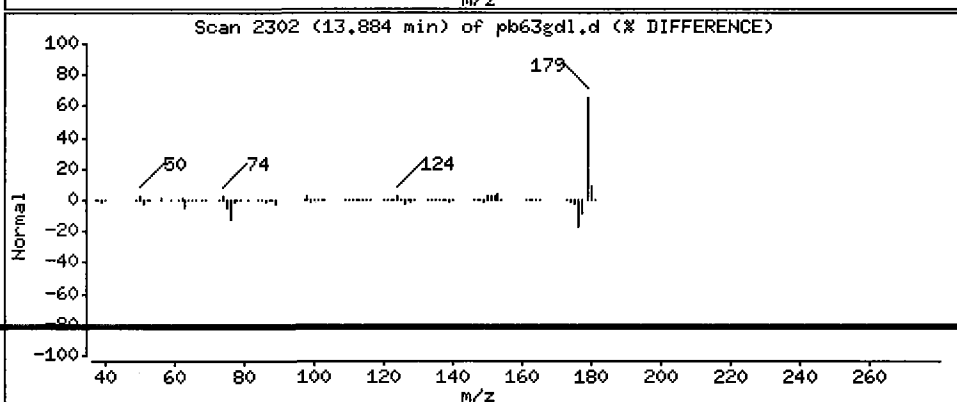
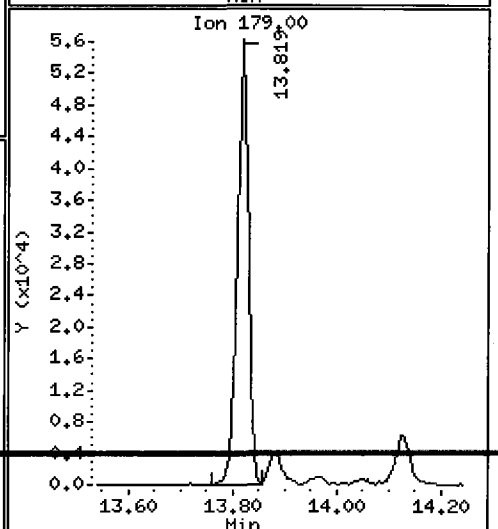
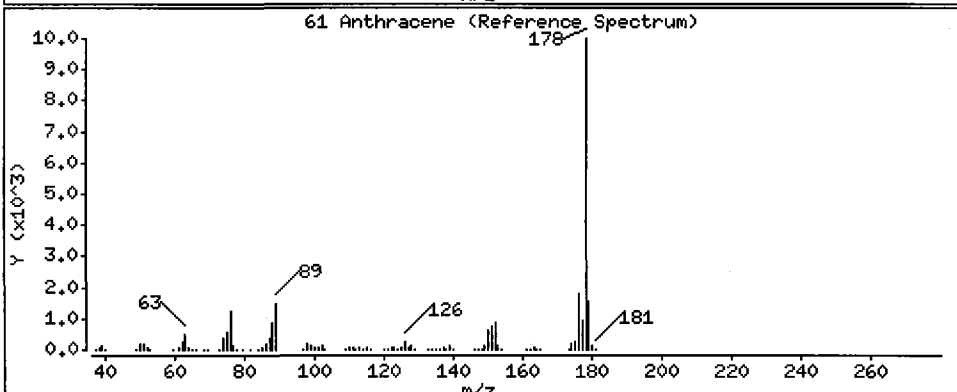
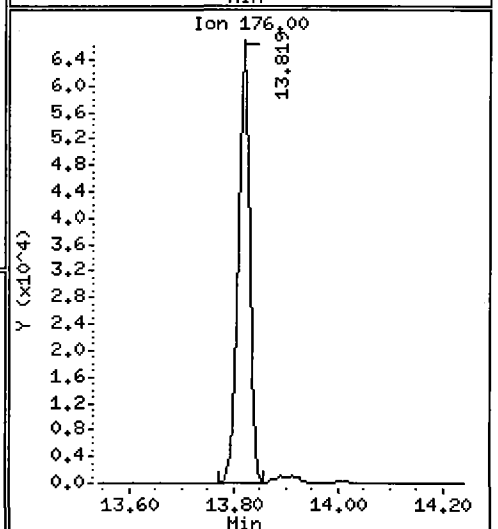
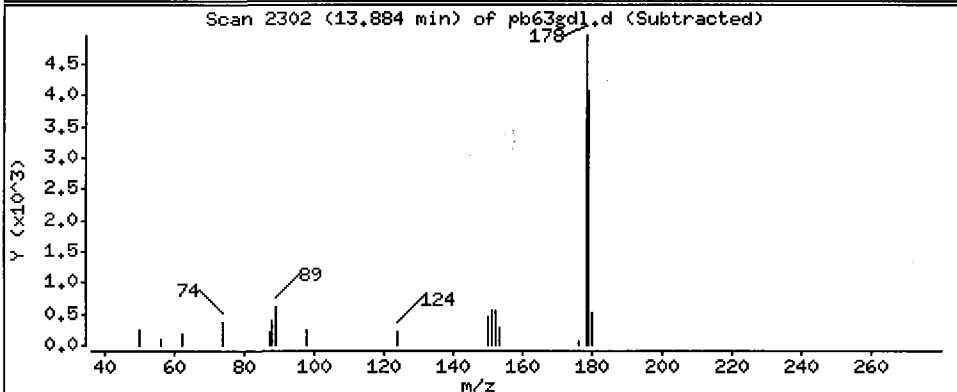
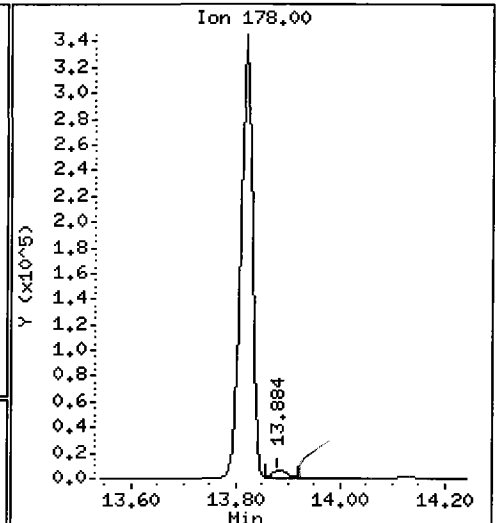
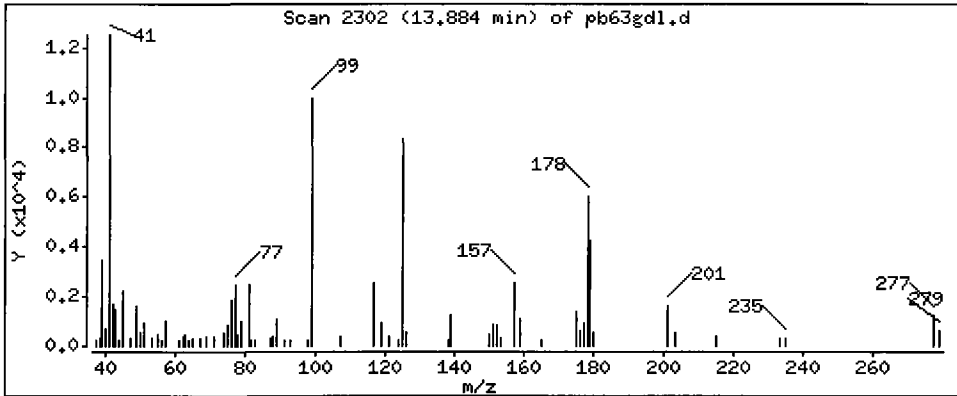
Column phase: ZB-5

Column diameter: 0.32

61 Anthracene

Concentration: 32.46 ug/kg

CEL



Date : 17-JUN-2009 23:35

Client ID: 3SED10-A

Instrument: nt6.i

Sample Info: PB63G,3

Volume Injected (uL): 1.0

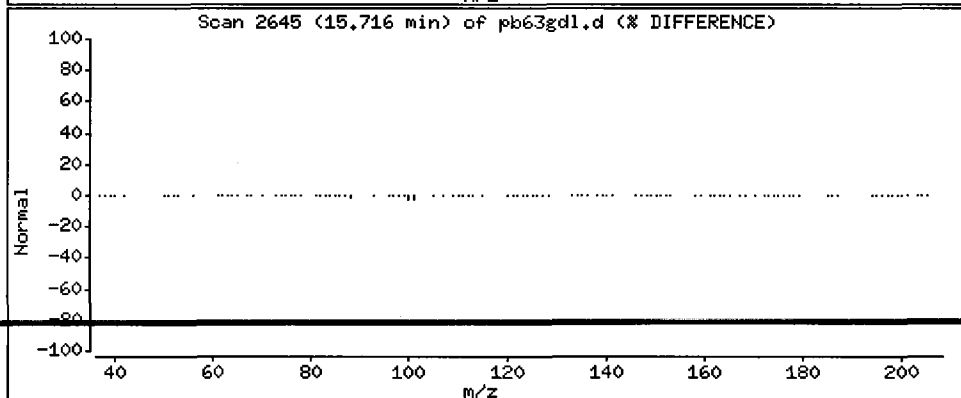
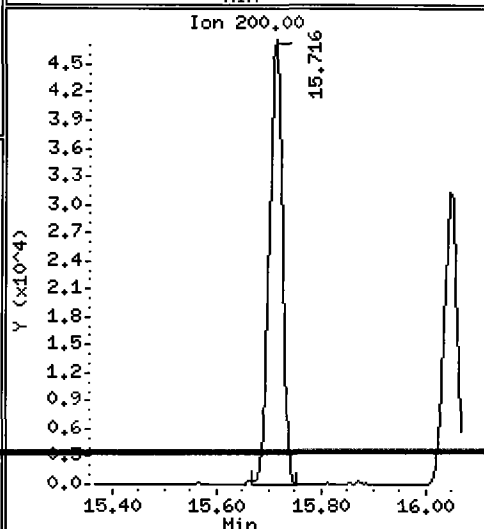
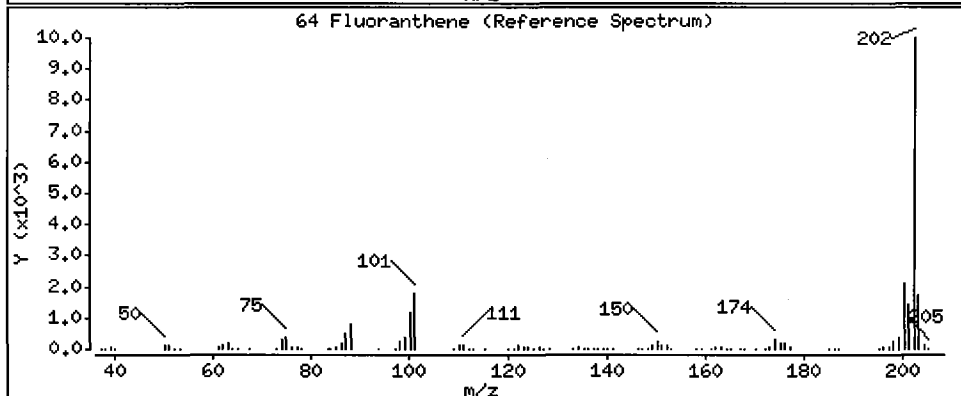
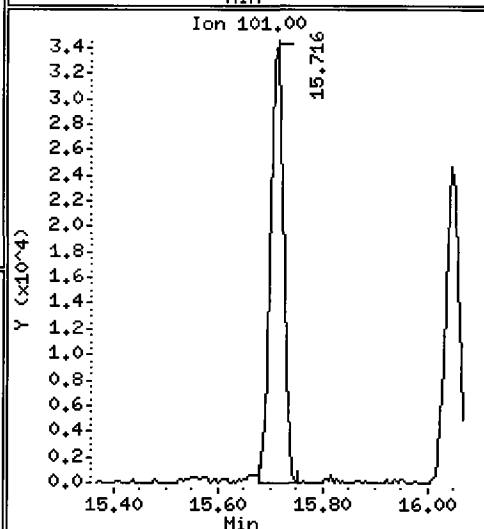
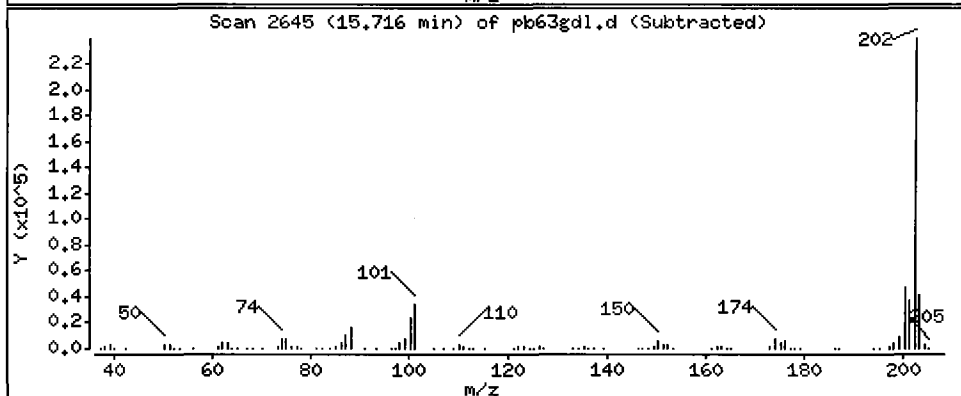
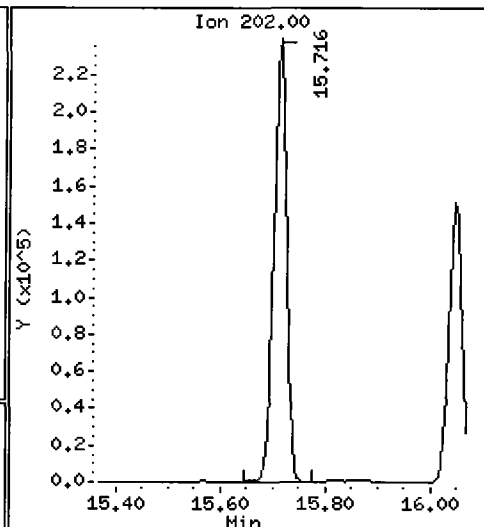
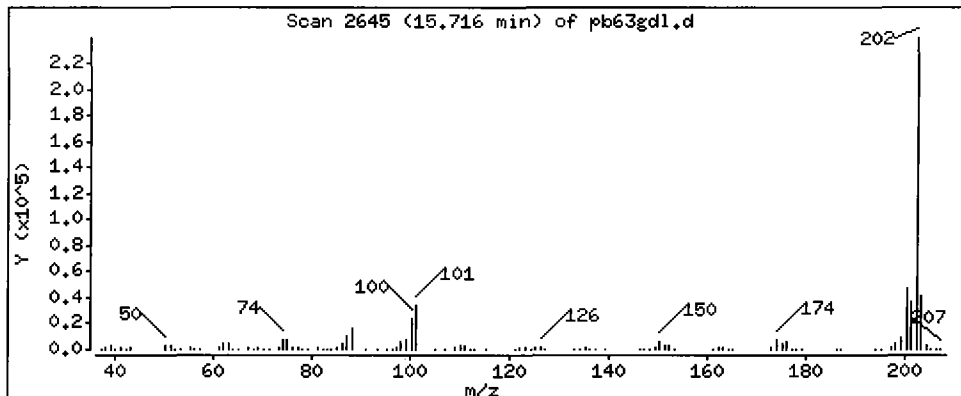
Operator: LJR/VTS

Column phase: ZB-5

Column diameter: 0.32

64 Fluoranthene

Concentration: 1320 ug/kg



Date : 17-JUN-2009 23:35

Client ID: 3SED10-A

Instrument: nt6.i

Sample Info: PB63G,3

Volume Injected (uL): 1.0

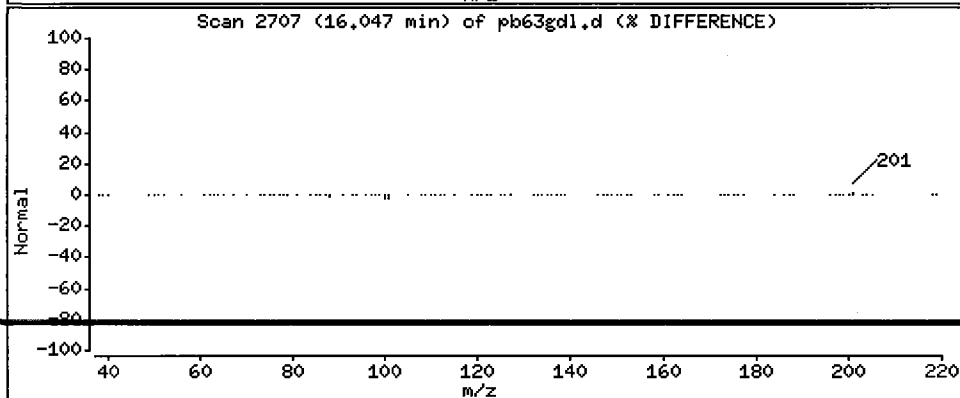
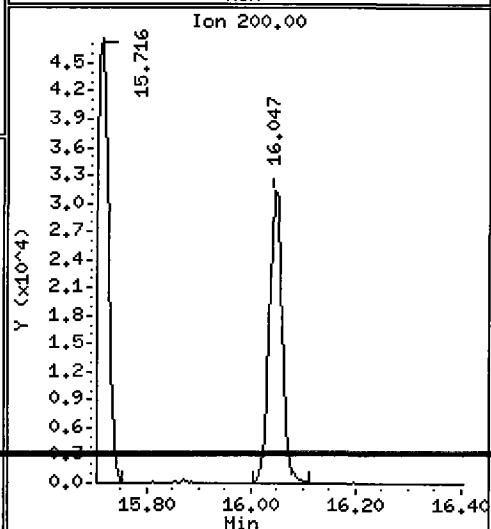
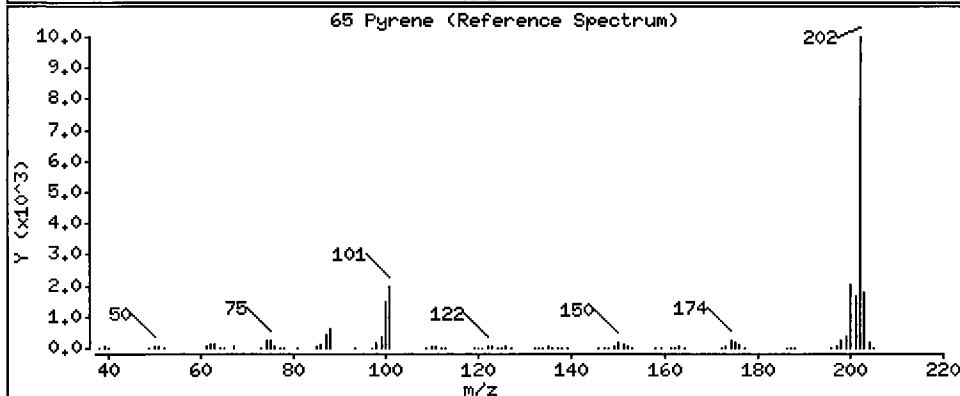
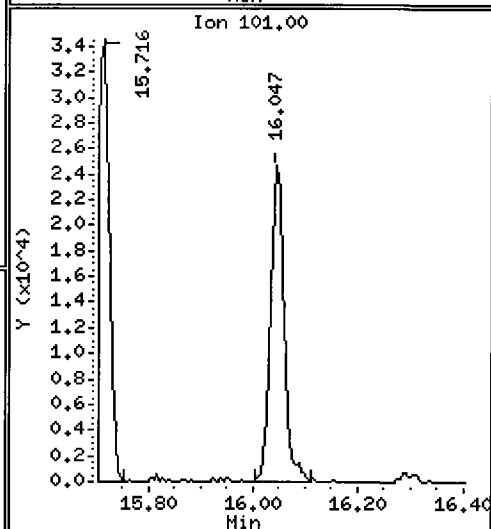
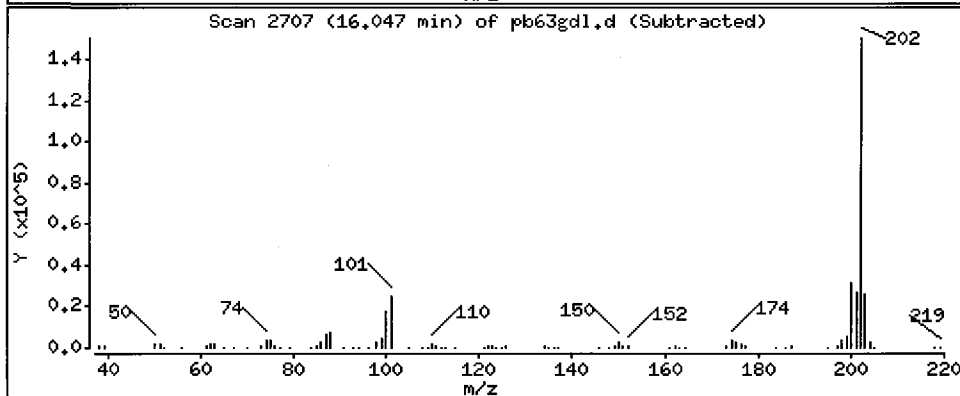
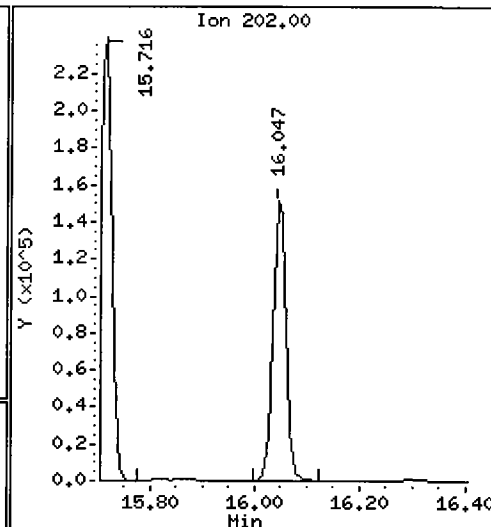
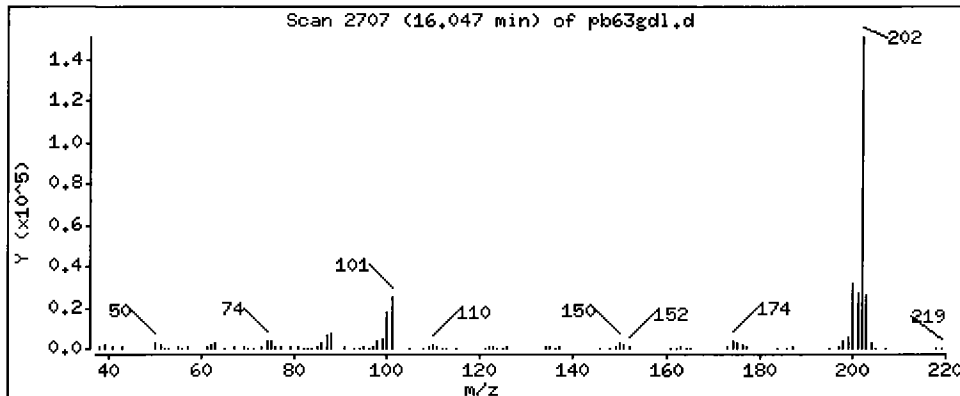
Operator: LJR/VTS

Column phase: ZB-5

Column diameter: 0.32

65 Pyrene

Concentration: 1155 ug/kg



Date : 17-JUN-2009 23:35

Client ID: 3SED10-A

Instrument: nt6.i

Sample Info: PB63G,3

Volume Injected (uL): 1.0

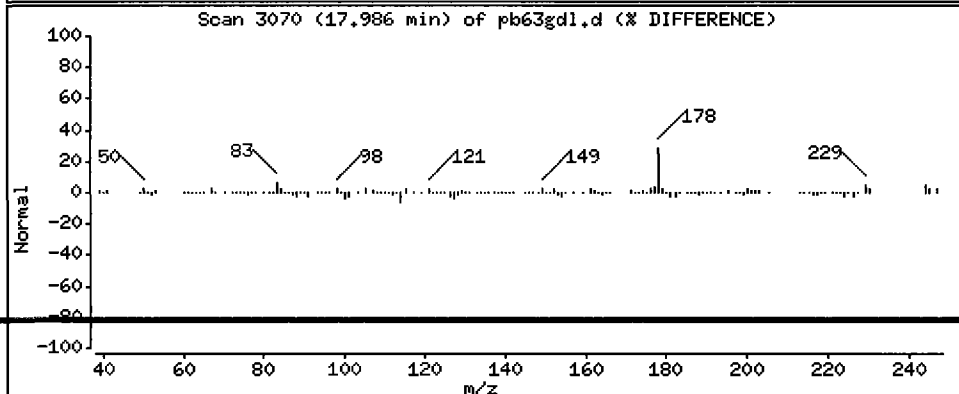
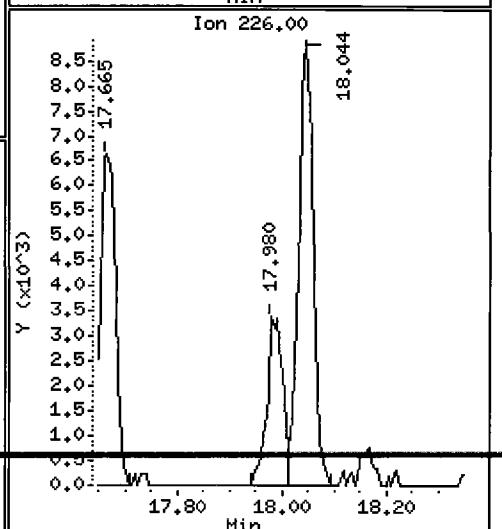
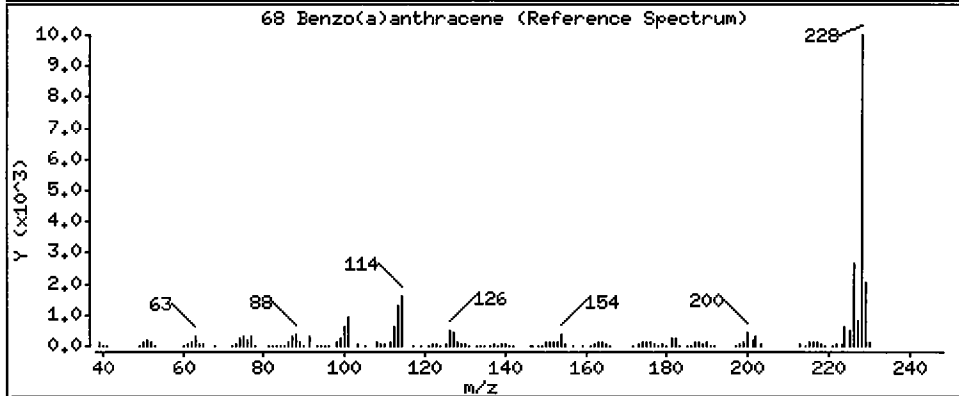
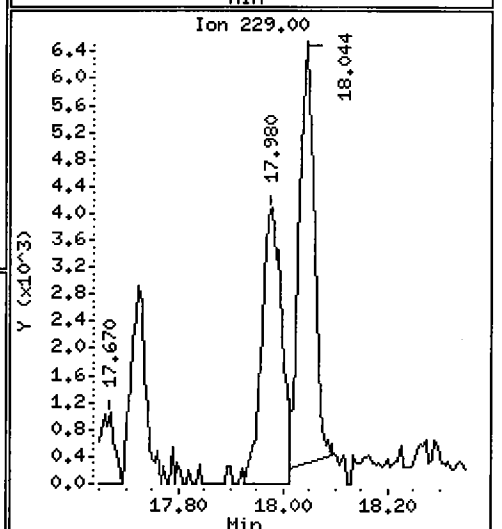
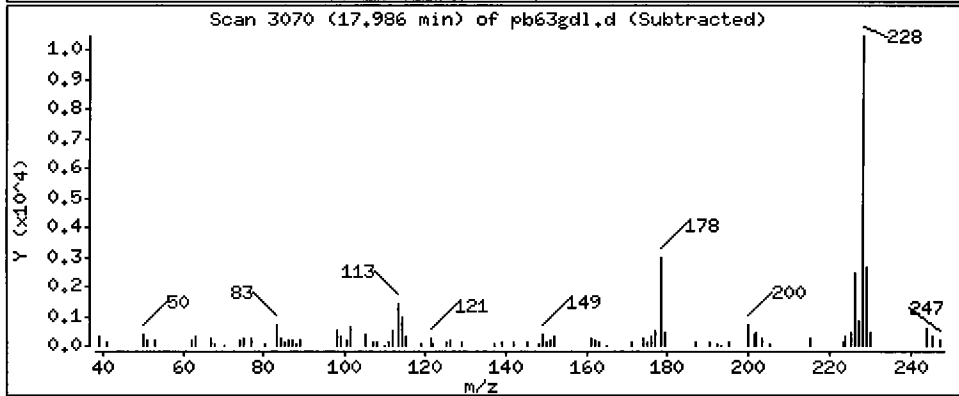
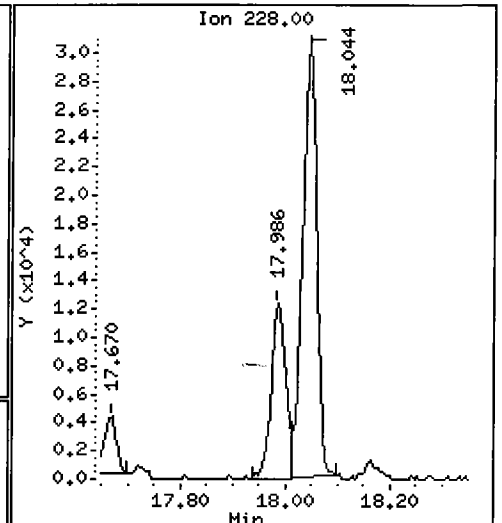
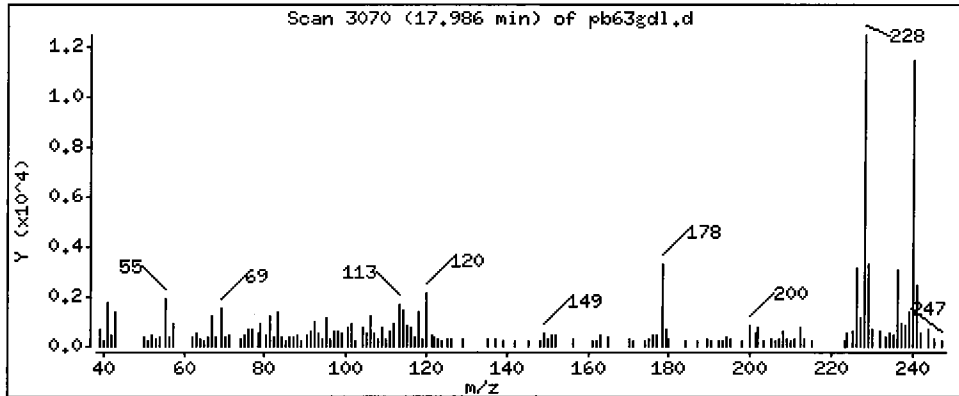
Operator: LJR/VTS

Column phase: ZB-5

Column diameter: 0.32

68 Benzo(a)anthracene

Concentration: 122.3 ug/kg



Date : 17-JUN-2009 23:35

Client ID: 3SED10-A

Instrument: nt6.i

Sample Info: PB63G,3

Volume Injected (uL): 1.0

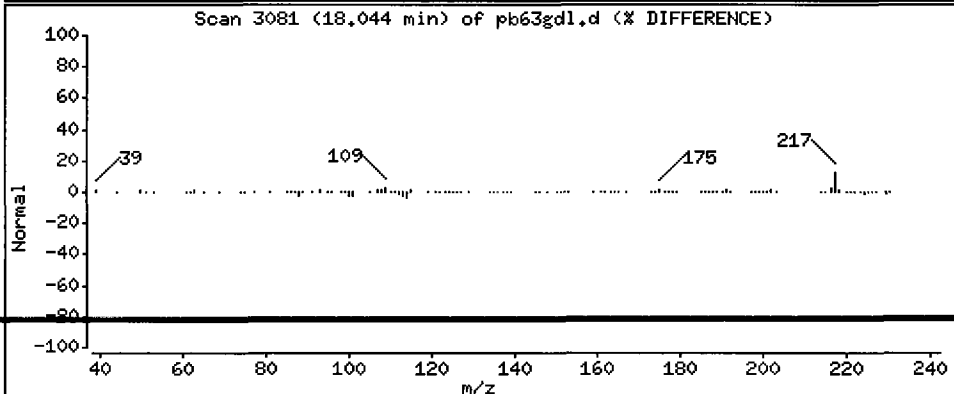
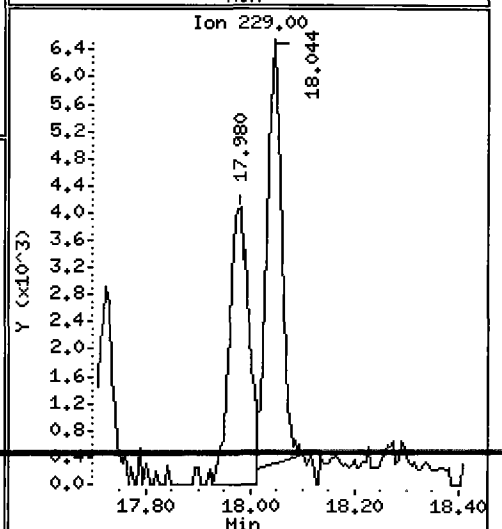
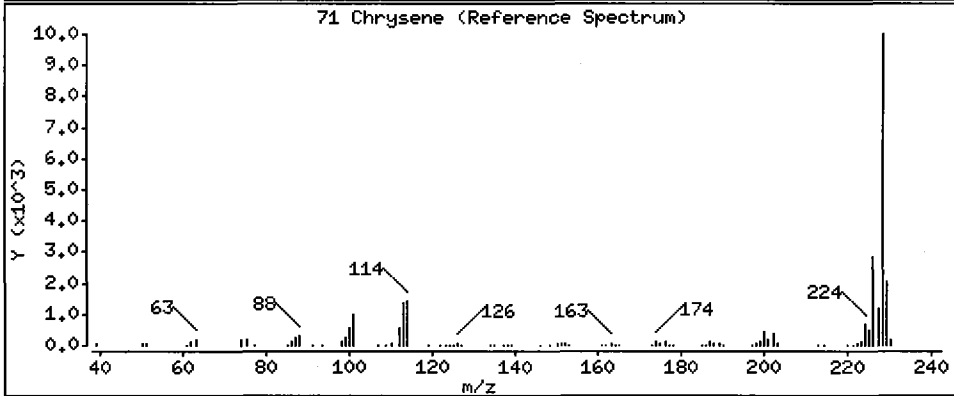
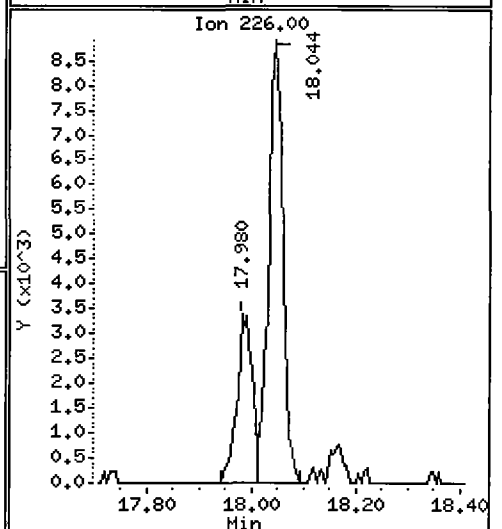
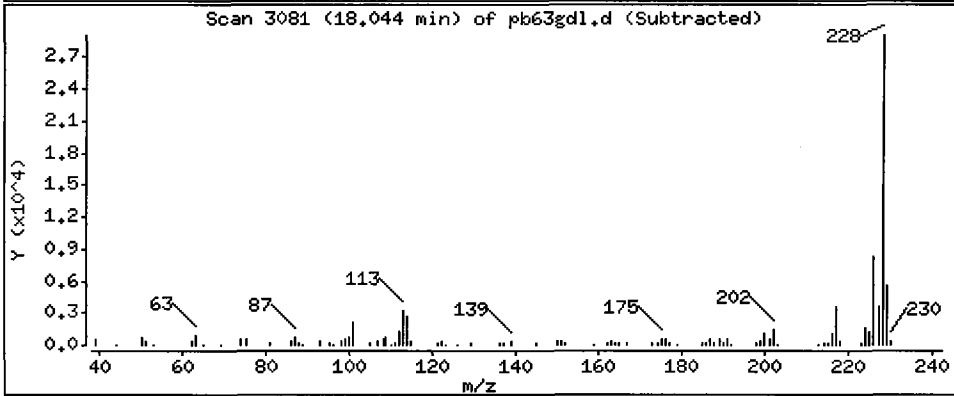
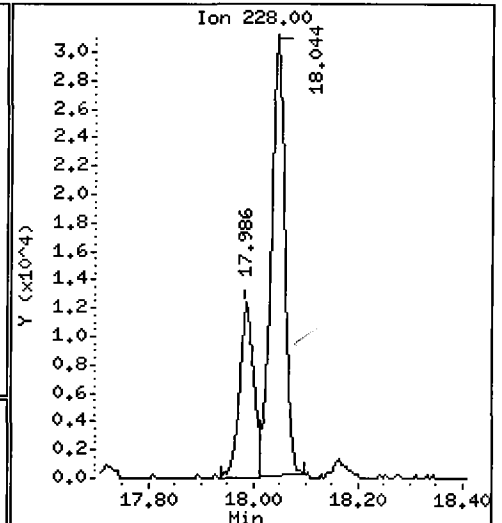
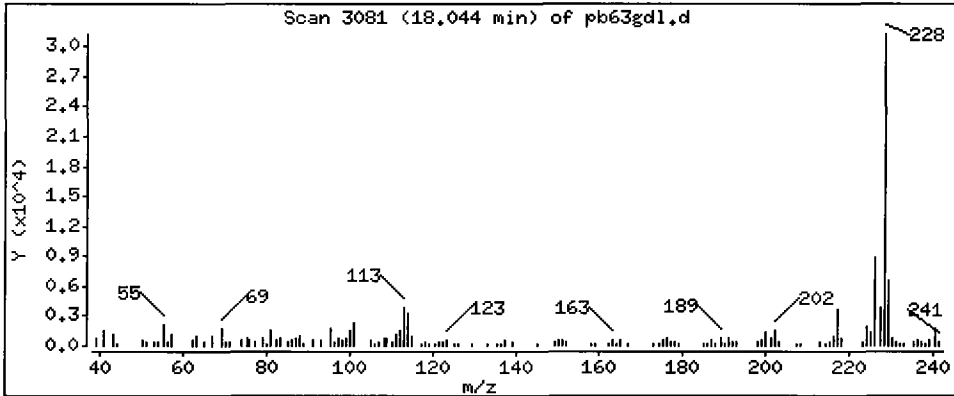
Operator: LJR/VTS

Column phase: ZB-5

Column diameter: 0.32

71 Chrysene

Concentration: 298.1 ug/kg



Date : 17-JUN-2009 23:35

Client ID: 3SED10-A

Instrument: nt6.i

Sample Info: PB63G,3

Volume Injected (uL): 1.0

Operator: LJR/VTS

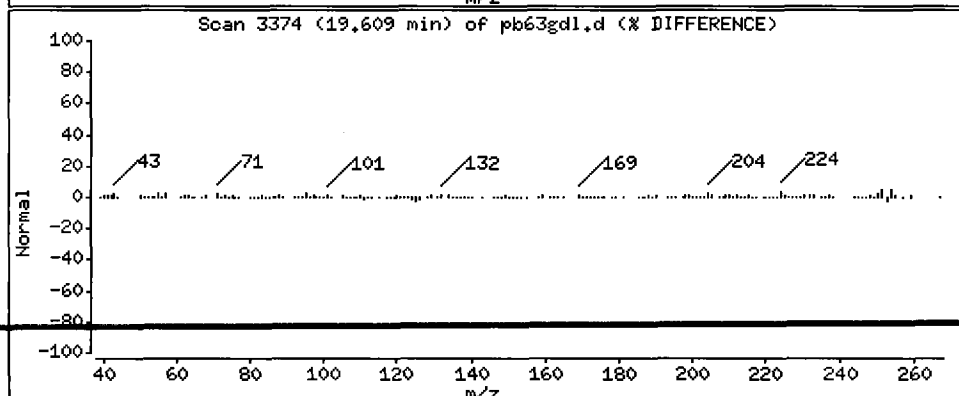
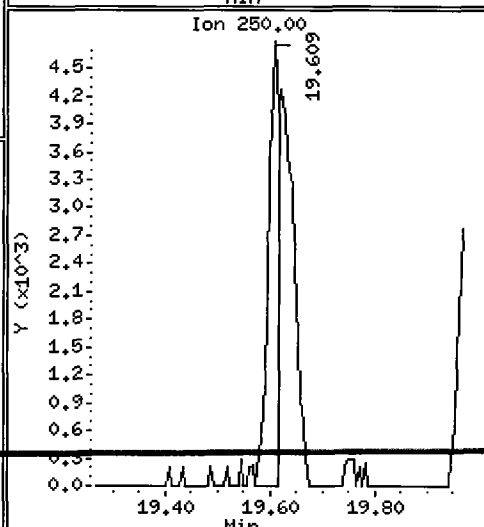
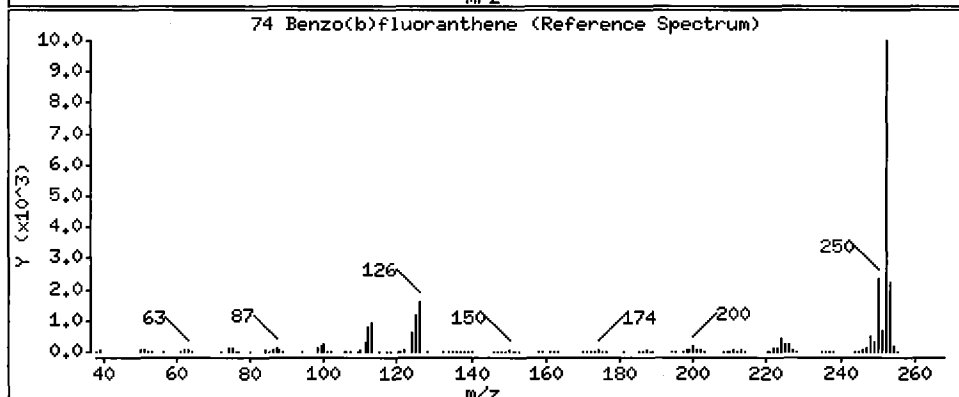
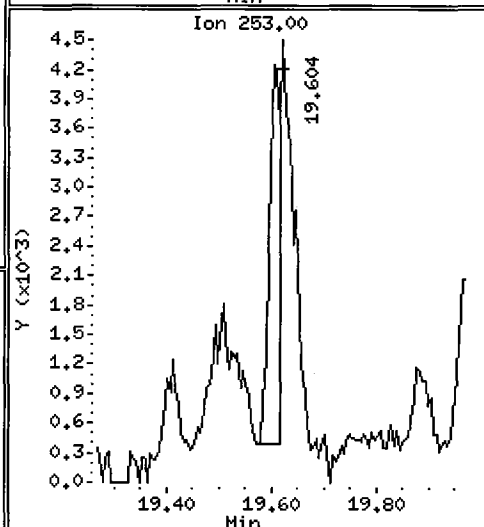
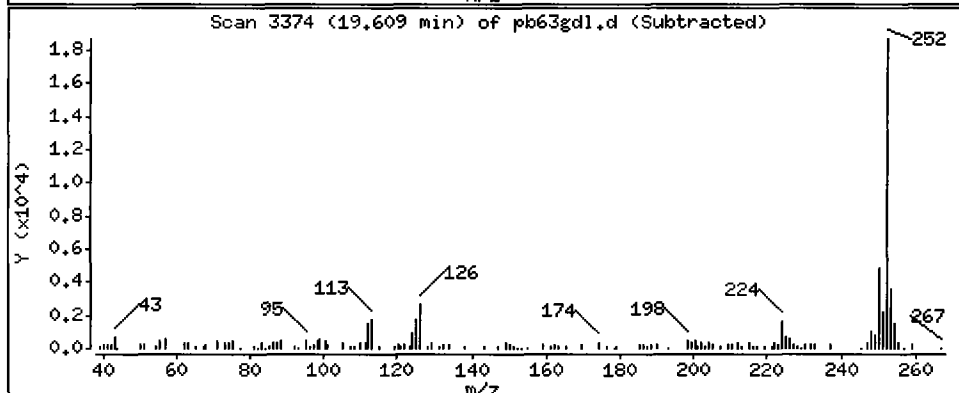
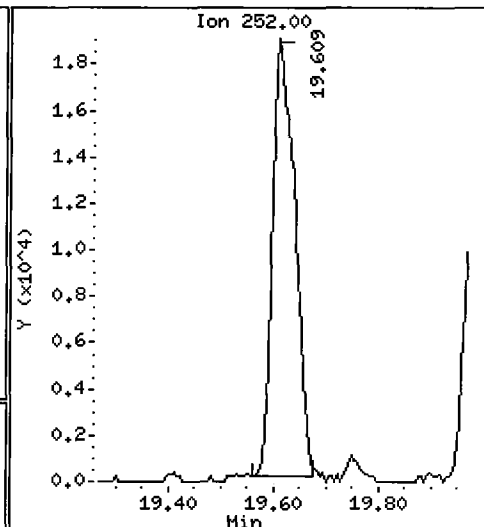
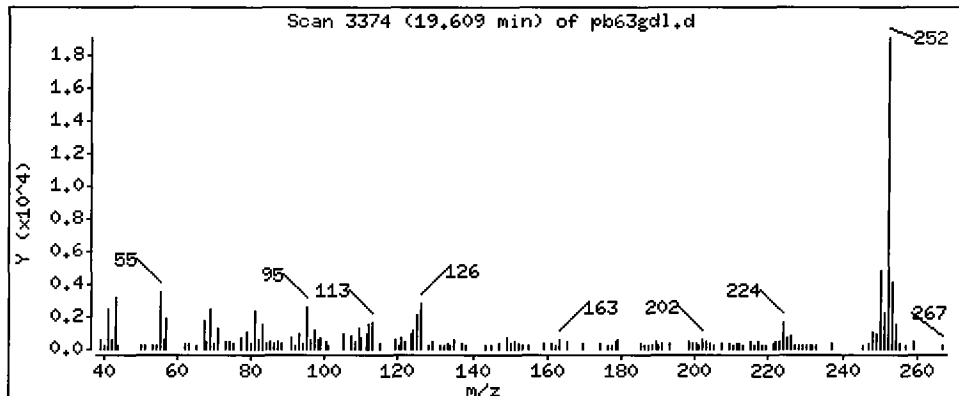
Column phase: ZB-5

Column diameter: 0.32

74 Benzo(b)fluoranthene

Concentration: 360.8 ug/kg

1/2



Date : 17-JUN-2009 23:35

Client ID: 3SED10-A

Instrument: nt6.i

Sample Info: PB63G,3

Volume Injected (uL): 1.0

Operator: LJR/VTS

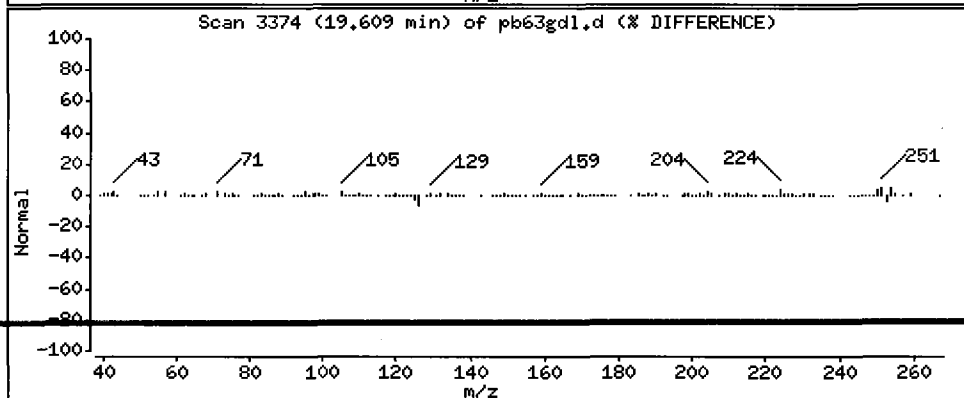
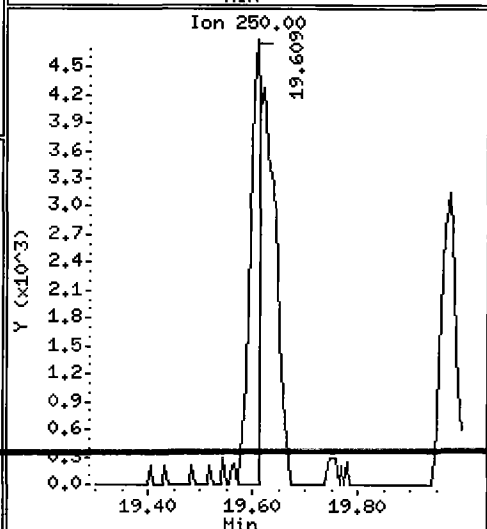
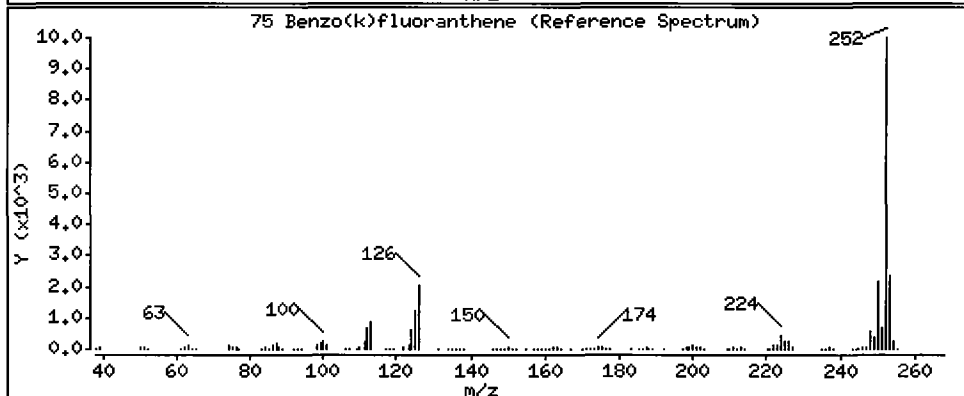
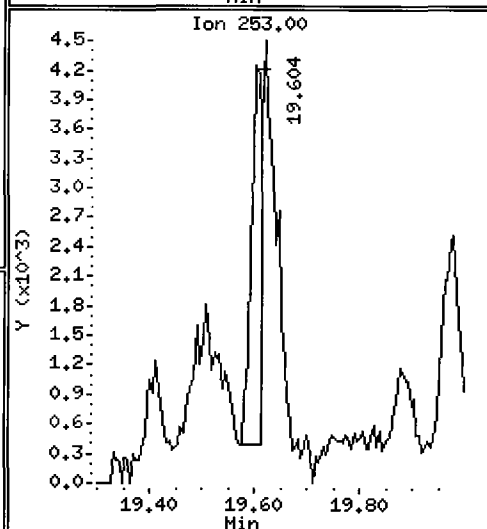
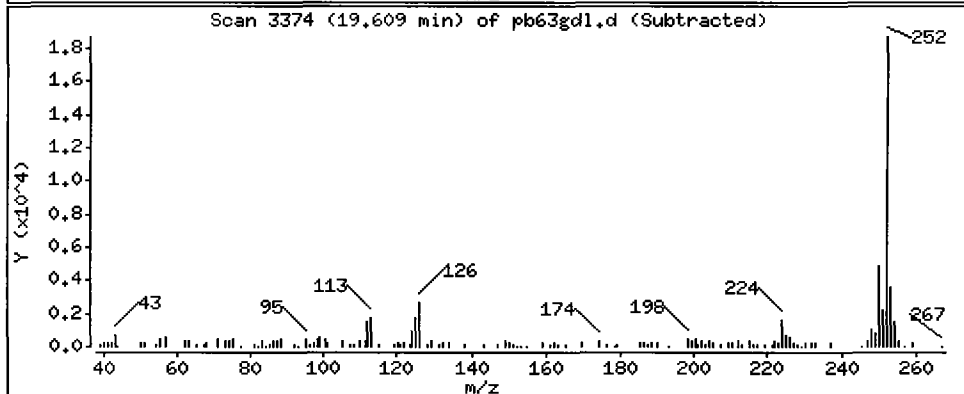
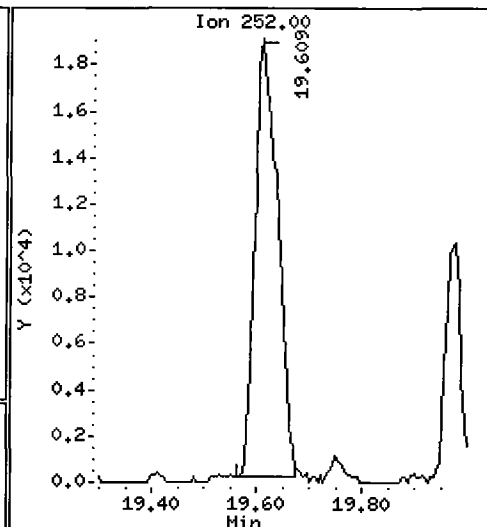
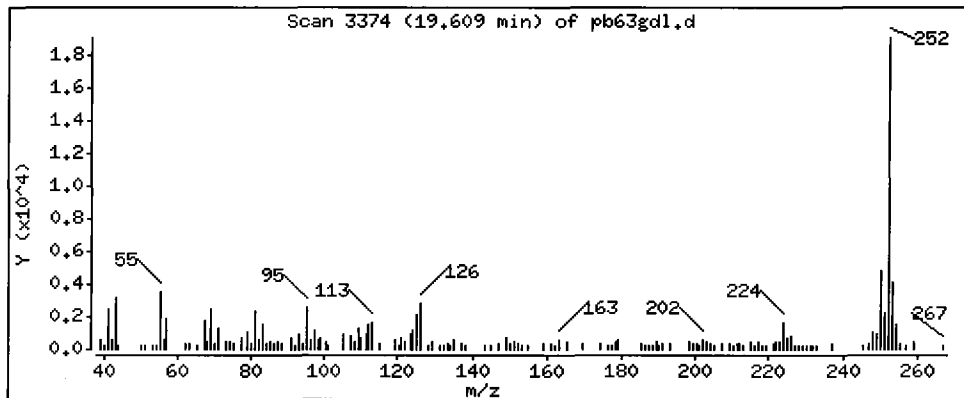
Column phase: ZB-5

Column diameter: 0.32

112

75 Benzo(k)fluoranthene

Concentration: 351.3 ug/kg



Date : 17-JUN-2009 23:35

Client ID: 3SED10-A

Instrument: nt6.i

Sample Info: PB63G,3

Volume Injected (uL): 1.0

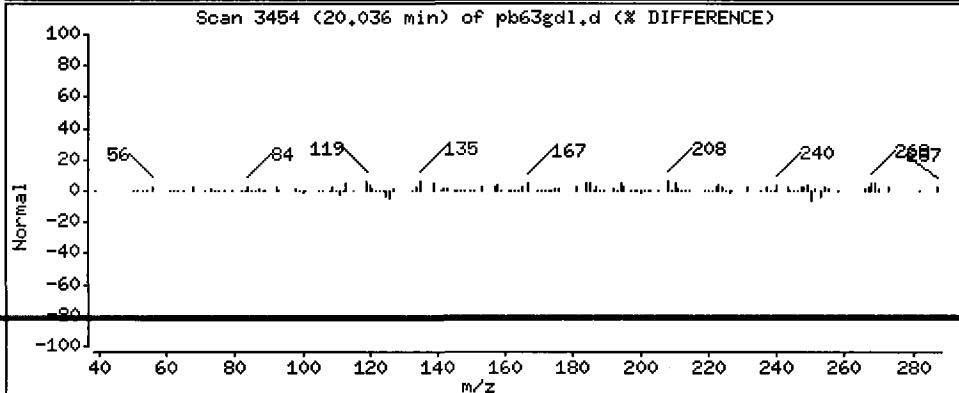
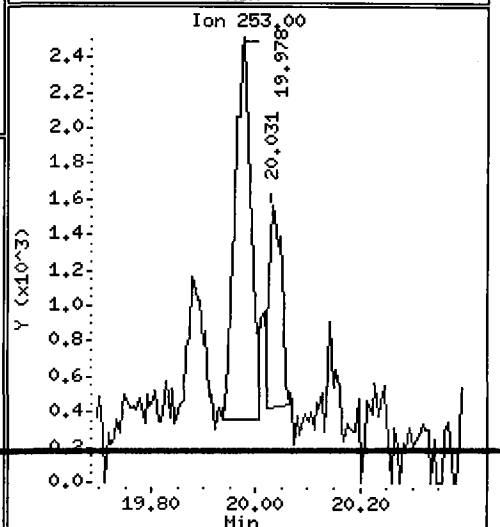
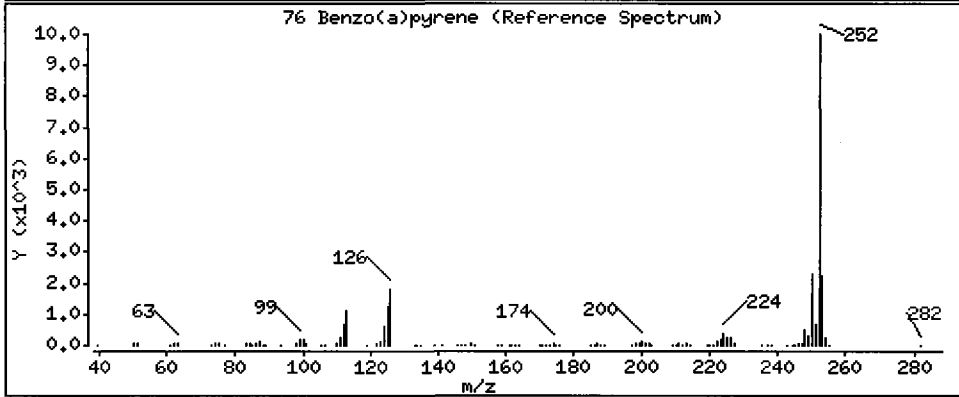
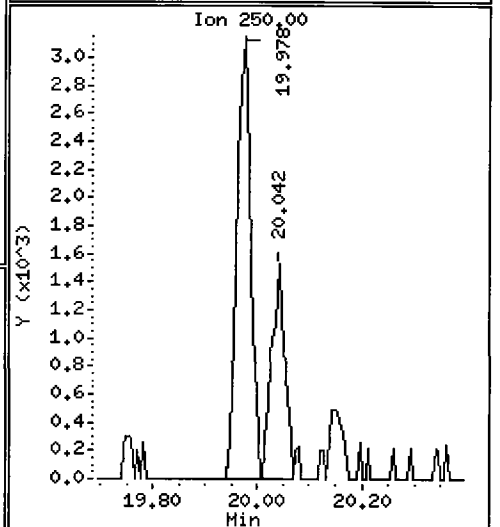
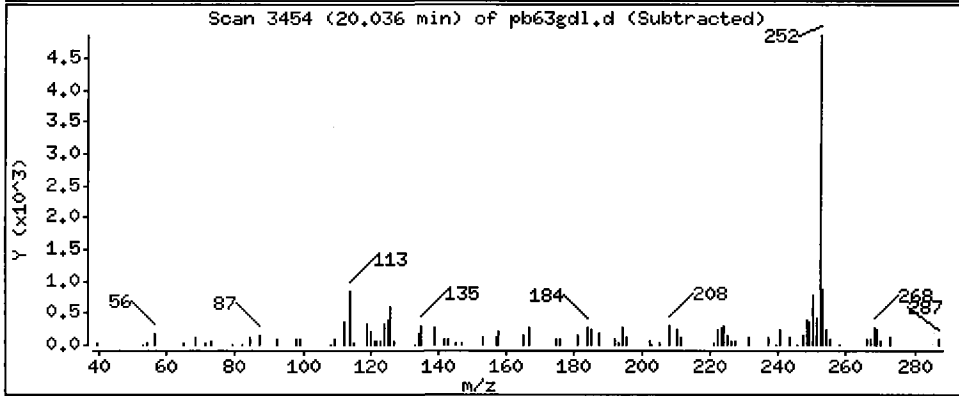
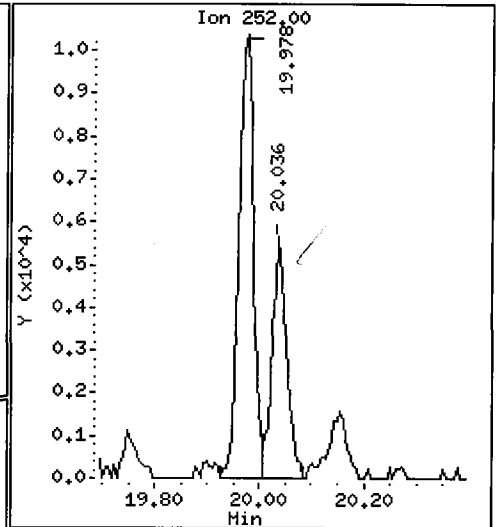
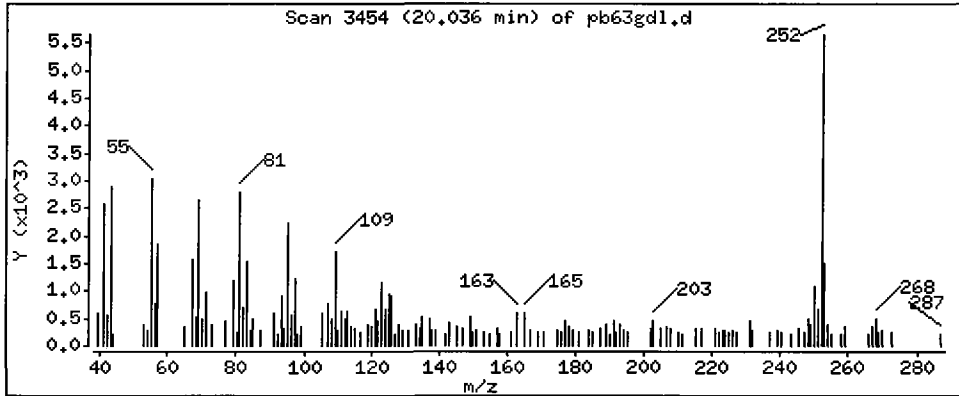
Operator: LJR/VTS

Column phase: ZB-5

Column diameter: 0.32

76 Benzo(a)pyrene

Concentration: 77.71 ug/kg



Date : 17-JUN-2009 23:35

Client ID: 3SED10-A

Instrument: nt6.i

Sample Info: PB63G,3

Volume Injected (uL): 1.0

Operator: LJR/VTS

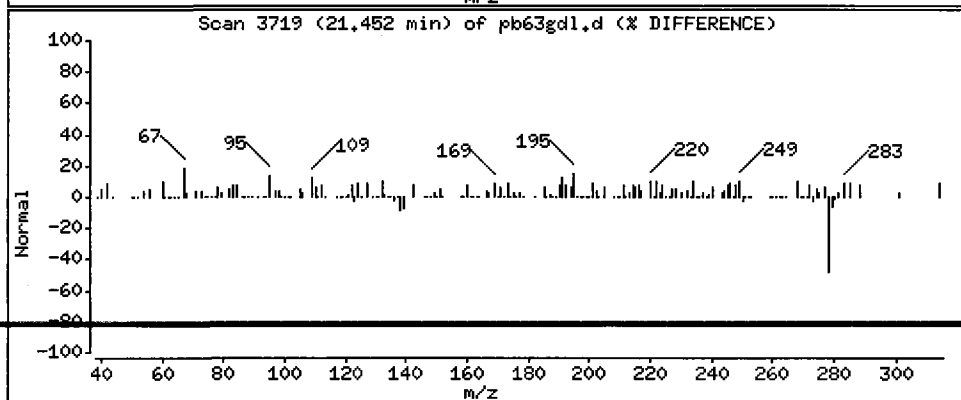
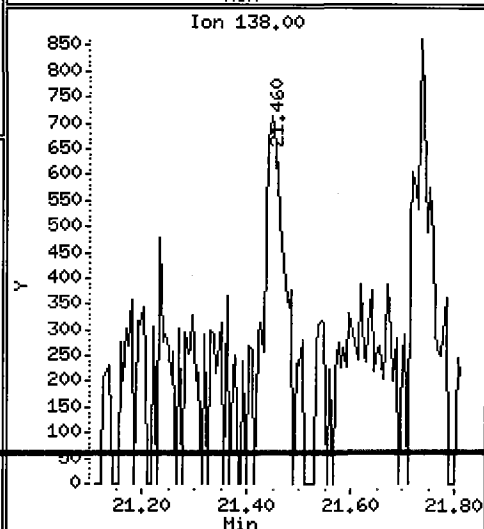
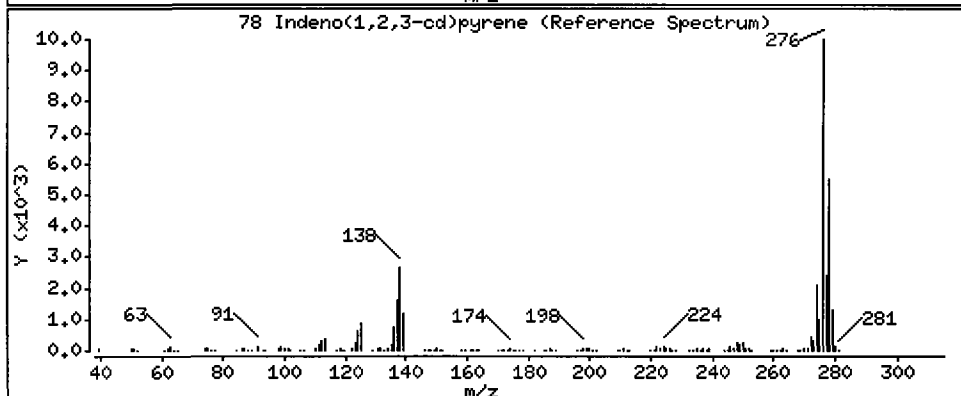
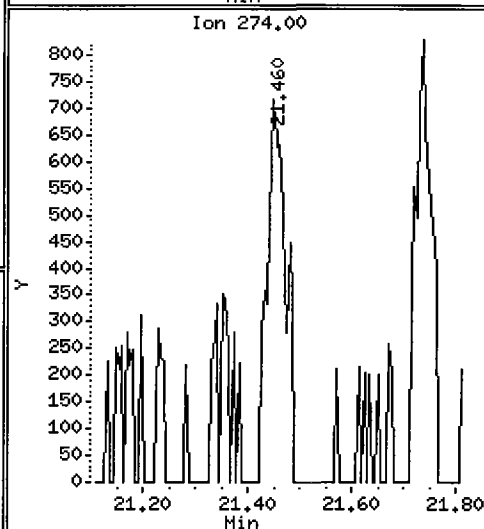
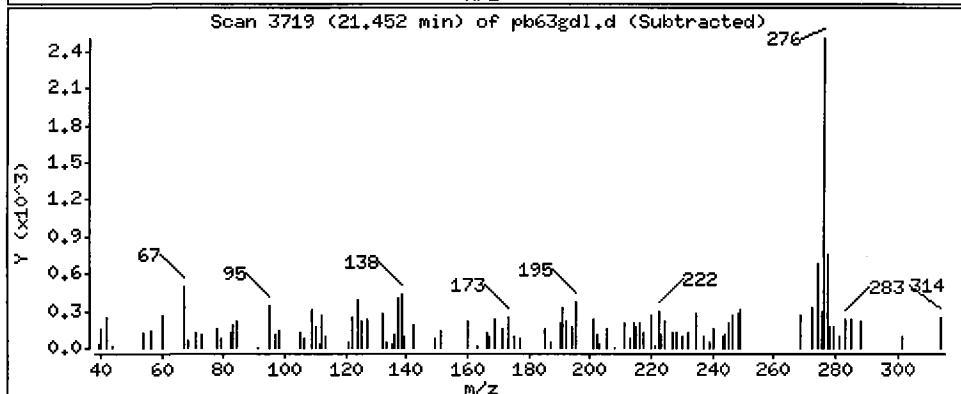
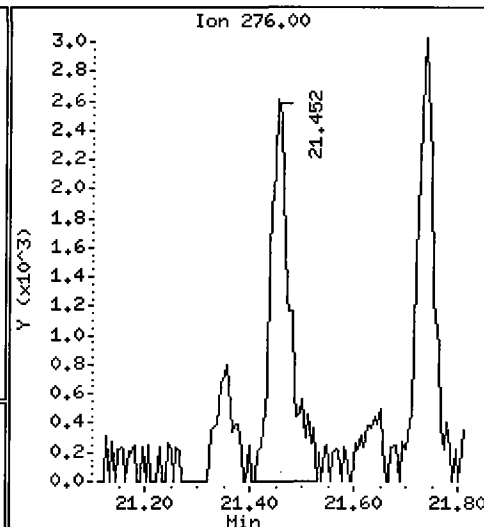
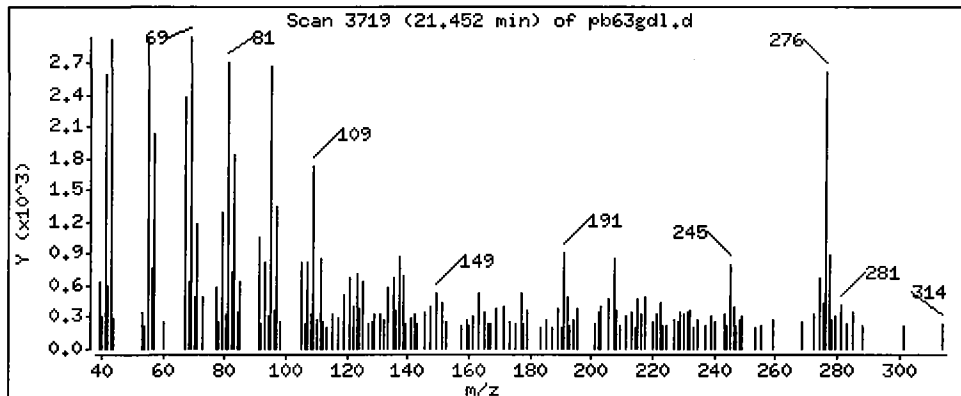
Column phase: ZB-5

Column diameter: 0.32

78 Indeno(1,2,3-cd)pyrene

Concentration: 36.05 ug/kg

JUR



Date : 17-JUN-2009 23:35

Client ID: 3SED10-A

Instrument: nt6.i

Sample Info: PB63G,3

Volume Injected (uL): 1.0

Operator: LJR/VTS

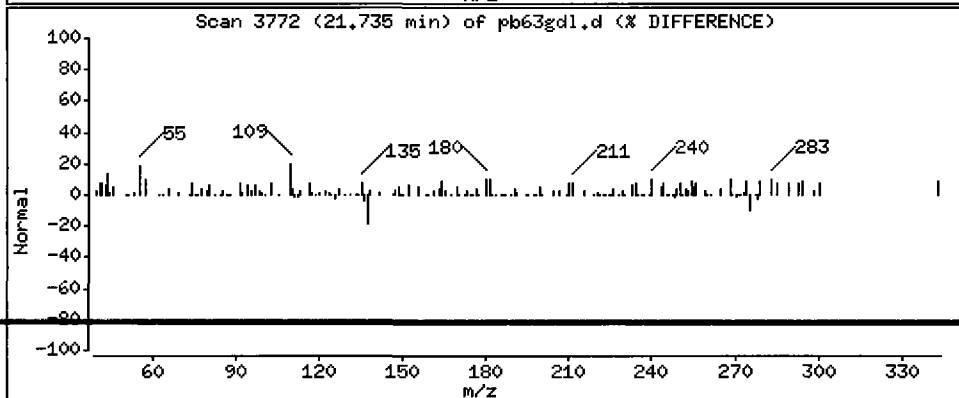
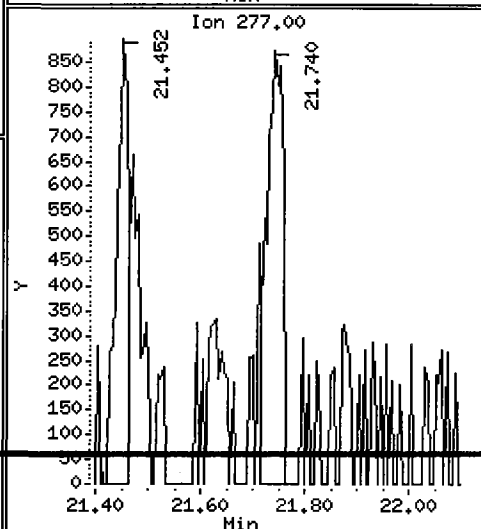
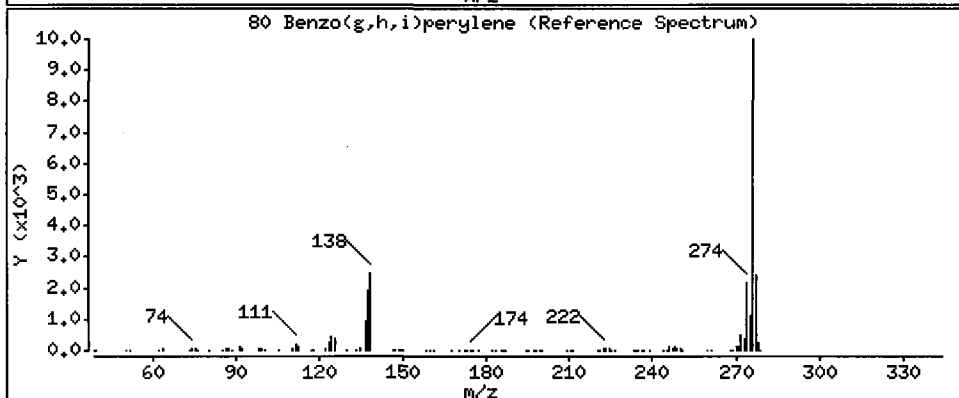
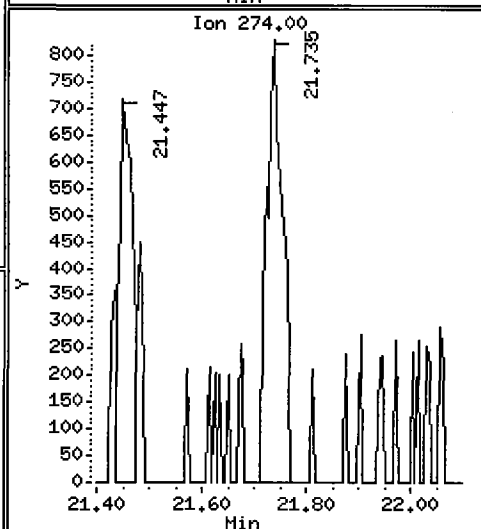
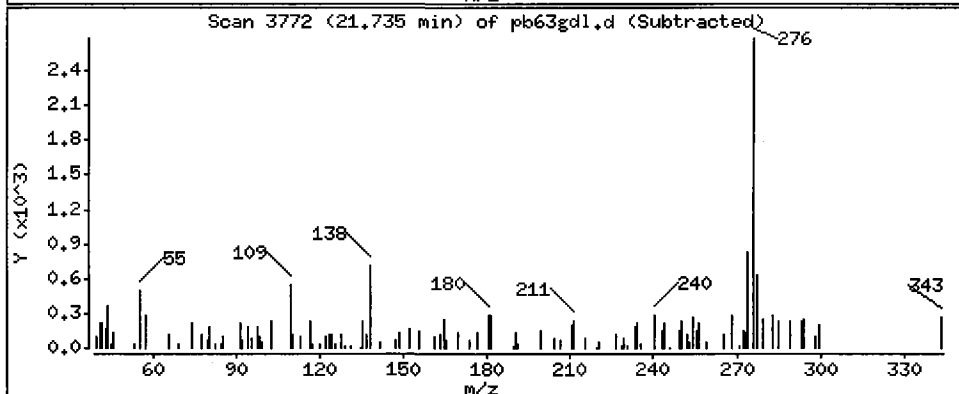
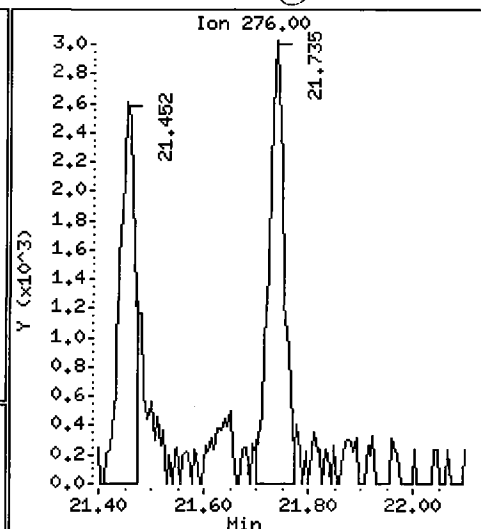
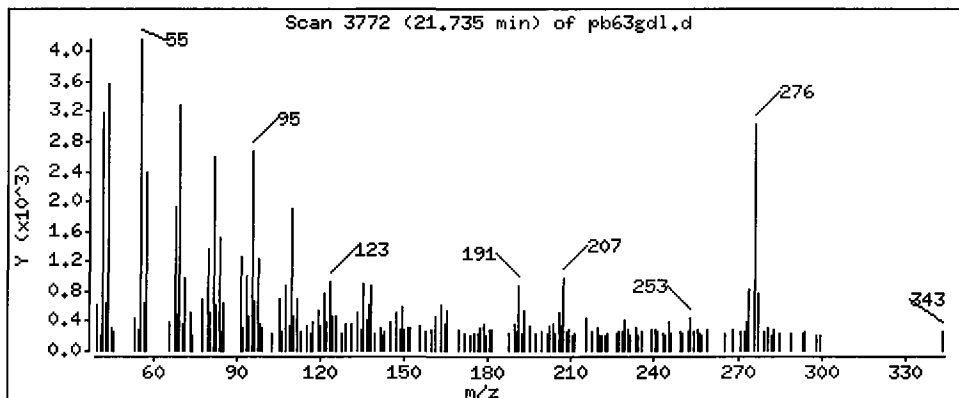
Column phase: ZB-5

Column diameter: 0.32

80 Benzo(g,h,i)perylene

Concentration: 38.70 ug/kg

Handwritten signature



Date : 17-JUN-2009 23:35

Client ID: 3SED10-A

Instrument: nt6.i

Sample Info: PB63G,3

Volume Injected (uL): 1.0

Operator: LJR/VTS

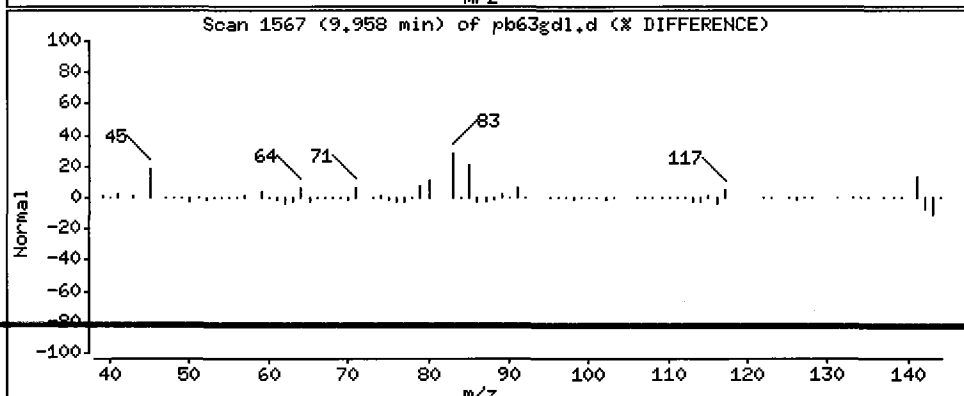
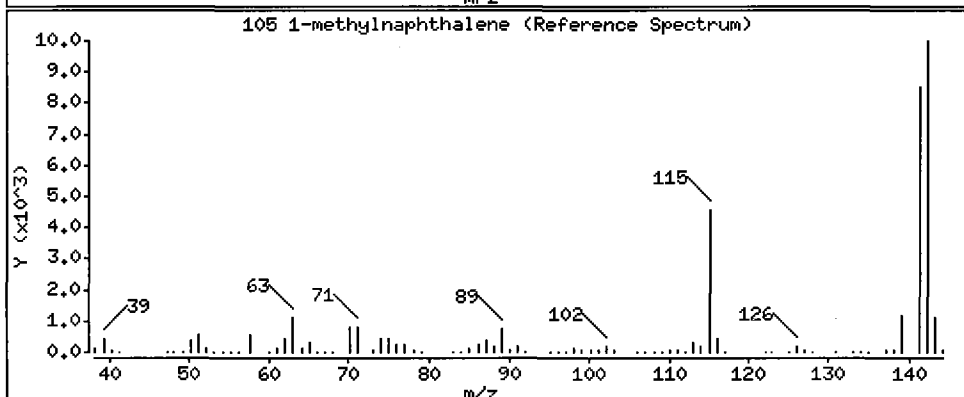
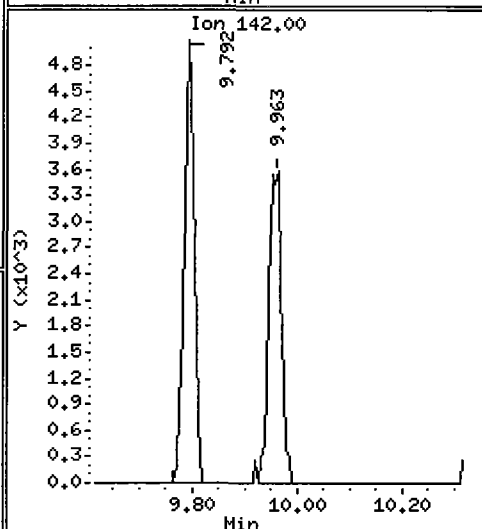
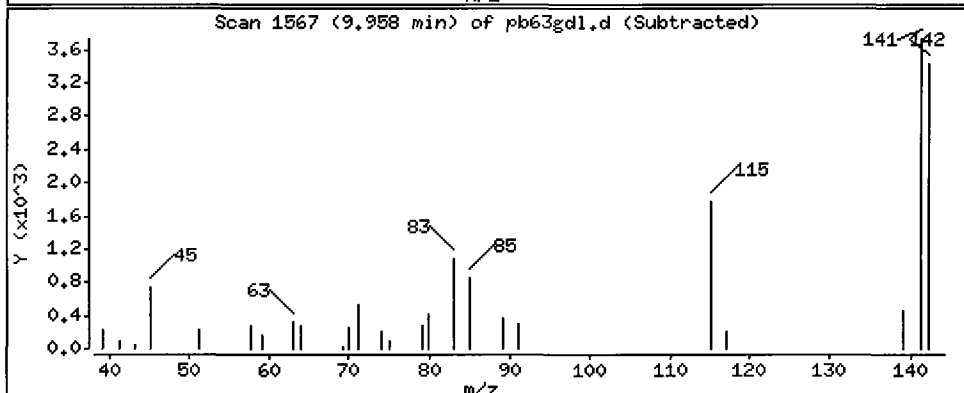
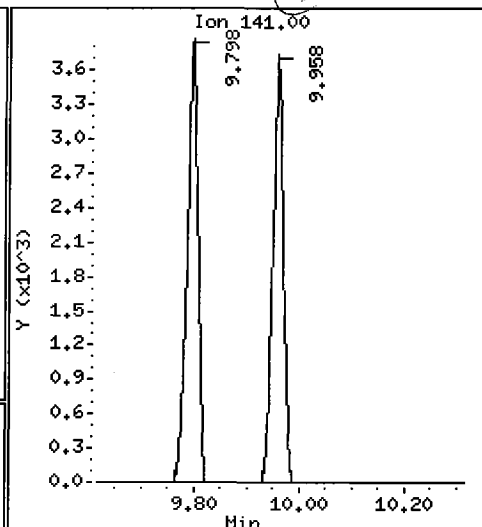
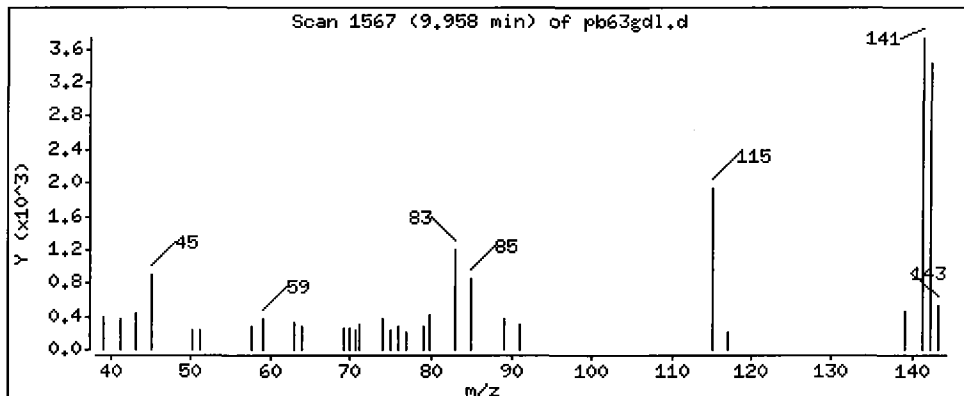
Column phase: ZB-5

Column diameter: 0.32

105 1-methylnaphthalene

Concentration: 29.24 ug/kg

6.12



ORGANICS ANALYSIS DATA SHEET

PSDDA Semivolatiles by SW8270D GC/MS

Page 1 of 2

Sample ID: 3SED10-B
SAMPLE

Lab Sample ID: PB63H

LIMS ID: 09-12949

Matrix: Sediment

Data Release Authorized: *AS*

Reported: 06/18/09

QC Report No: PB63-ENVIRONMENTAL SCIENCE CORP.

Project: JELD-WEN NORD DOOR

008.0228.00017

Date Sampled: 06/05/09

Date Received: 06/05/09

Date Extracted: 06/10/09

Date Analyzed: 06/16/09 18:28

Instrument/Analyst: NT6/LJR

GPC Cleanup: Yes

Sample Amount: 25.3 g-dry-wt

Final Extract Volume: 0.5 mL

Dilution Factor: 1.00

Percent Moisture: 47.6%

CAS Number	Analyte	RL	Result
108-95-2	Phenol	20	< 20 U
541-73-1	1,3-Dichlorobenzene	20	< 20 U
106-46-7	1,4-Dichlorobenzene	20	< 20 U
100-51-6	Benzyl Alcohol	20	< 20 U
95-50-1	1,2-Dichlorobenzene	20	< 20 U
95-48-7	2-Methylphenol	20	< 20 U
106-44-5	4-Methylphenol	20	14 J
67-72-1	Hexachloroethane	20	< 20 U
105-67-9	2,4-Dimethylphenol	20	< 20 U
65-85-0	Benzoic Acid	200	< 200 U
120-82-1	1,2,4-Trichlorobenzene	20	< 20 U
91-20-3	Naphthalene	20	< 20 U
87-68-3	Hexachlorobutadiene	20	< 20 U
91-57-6	2-Methylnaphthalene	20	< 20 U
131-11-3	Dimethylphthalate	20	< 20 U
208-96-8	Acenaphthylene	20	11 J
83-32-9	Acenaphthene	20	< 20 U
132-64-9	Dibenzofuran	20	< 20 U
84-66-2	Diethylphthalate	20	19 J
86-73-7	Fluorene	20	13 J
86-30-6	N-Nitrosodiphenylamine	20	< 20 U
118-74-1	Hexachlorobenzene	20	< 20 U
87-86-5	Pentachlorophenol	99	< 99 U
85-01-8	Phenanthrene	20	96
120-12-7	Anthracene	20	35
84-74-2	Di-n-Butylphthalate	20	< 20 U
206-44-0	Fluoranthene	20	650
129-00-0	Pyrene	20	370
85-68-7	Butylbenzylphthalate	20	< 20 U
56-55-3	Benzo (a) anthracene	20	95
117-81-7	bis (2-Ethylhexyl) phthalate	20	36
218-01-9	Chrysene	20	230
117-84-0	Di-n-Octyl phthalate	20	< 20 U
205-99-2	Benzo (b) fluoranthene	20	120
207-08-9	Benzo (k) fluoranthene	20	120
50-32-8	Benzo (a) pyrene	20	60
193-39-5	Indeno (1,2,3-cd) pyrene	20	21

ORGANICS ANALYSIS DATA SHEET
PSDDA Semivolatiles by SW8270D GC/MS
 Page 2 of 2

**Sample ID: 3SED10-B
 SAMPLE**

Lab Sample ID: PB63H
 LIMS ID: 09-12949
 Matrix: Sediment
 Date Analyzed: 06/16/09 18:28

QC Report No: PB63-ENVIROMENTAL SCIENCE CORP.
 Project: JELD-WEN NORD DOOR
 008.0228.00017

CAS Number	Analyte	RL	Result
53-70-3	Dibenz (a, h) anthracene	20	< 20 U
191-24-2	Benzo (g, h, i) perylene	20	18 J
90-12-0	1-Methylnaphthalene	20	< 20 U

Reported in µg/kg (ppb)

Semivolatile Surrogate Recovery

d5-Nitrobenzene	53.6%	2-Fluorobiphenyl	64.4%
d14-p-Terphenyl	71.2%	d4-1,2-Dichlorobenzene	48.0%
d5-Phenol	57.1%	2-Fluorophenol	55.5%
2,4,6-Tribromophenol	69.1%	d4-2-Chlorophenol	56.5%

Analytical Resources, Inc.

Semivolatiles Report SW846 Method 8270D

Data file : /chem1/nt6.i/20090616.b/pb63h.d
 Lab Smp Id: PB63H Client Smp ID: 3SED10-B
 Inj Date : 16-JUN-2009 18:28
 Operator : LJR/VTS Inst ID: nt6.i
 Smp Info : PB63H
 Misc Info : 09-12949
 Comment : 1ul Injection
 Method : /chem1/nt6.i/20090616.b/SW846.m
 Meth Date : 17-Jun-2009 11:06 jeff Quant Type: ISTD
 Cal Date : 11-JUN-2009 14:21 Cal File: 0050611a.d
 Als bottle: 13
 Dil Factor: 1.00000
 Integrator: HP RTE Compound Sublist: PSDDA.sub
 Target Version: 3.50

LJR
6/17/09

Concentration Formula: Amt * DF * Vt / (Ws * (100 - M) / 100) * CpndVariable

Name	Value	Description
DF	1.00000	Dilution Factor
Vt	500.00000	Volume of final extract (uL)
Ws	48.20000	Weight of sample extracted (g)
M	47.60000	% Moisture

Cpnd Variable

Local Compound Variable

Compounds	QUANT SIG	RT	EXP RT	REL RT	RESPONSE	CONCENTRATIONS	
						ON-COLUMN (ug/mL)	FINAL (ug/kg)
\$ 1 2-Fluorophenol	112	4.692	4.638	(0.696)	161540	20.7931	411.6
\$ 2 Phenol-d5	99	6.508	6.428	(0.965)	222940	21.3694	423.0
3 Phenol	94	Compound Not Detected.					
\$ 5 2-Chlorophenol-d4	132	6.465	6.438	(0.959)	134790	21.2024	419.7
4 Bis(2-Chloroethyl) ether	93	Compound Not Detected.					
6 2-Chlorophenol	128	Compound Not Detected.					
7 1,3-Dichlorobenzene	146	Compound Not Detected.					
* 8 1,4-Dichlorobenzene-d4	152	6.743	6.732	(1.000)	94233	20.0000	
9 1,4-Dichlorobenzene	146	Compound Not Detected.					
\$ 10 1,2-Dichlorobenzene-d4	152	7.042	7.036	(1.044)	56392	12.0179	237.9
12 1,2-Dichlorobenzene	146	Compound Not Detected.					
11 Benzyl alcohol	108	Compound Not Detected.					
14 2,2'-oxybis(1-Chloropropane)	45	Compound Not Detected.					
13 2-Methylphenol	108	Compound Not Detected.					
17 Hexachloroethane	117	Compound Not Detected.					

Compounds	QUANT SIG MASS	RT	EXP RT	REL RT	RESPONSE	CONCENTRATIONS	
						ON-COLUMN (ug/mL)	FINAL (ug/kg)
16 N-Nitroso-di-n-propylamine	70				Compound Not Detected.		
15 4-Methylphenol	108	7.651	7.629	(1.135)	5115	0.67814 LDL	13.42
\$ 18 Nitrobenzene-d5	82	7.704	7.704	(0.874)	136216	13.4468	266.2
19 Nitrobenzene	77				Compound Not Detected.		
20 Isophorone	82				Compound Not Detected.		
21 2-Nitrophenol	139				Compound Not Detected.		
22 2,4-Dimethylphenol	107				Compound Not Detected.		
23 Bis(2-Chloroethoxy)methane	93				Compound Not Detected.		
24 Benzoic acid	105				Compound Not Detected.		
25 2,4-Dichlorophenol	162				Compound Not Detected.		
26 1,2,4-Trichlorobenzene	180				Compound Not Detected.		
* 27 Naphthalene-d8	136	8.810	8.804	(1.000)	329842	20.0000	
28 Naphthalene	128				Compound Not Detected.		
29 4-Chloroaniline	127				Compound Not Detected.		
30 Hexachlorobutadiene	225				Compound Not Detected.		
31 4-Chloro-3-methylphenol	107				Compound Not Detected.		
32 2-Methylnaphthalene	141				Compound Not Detected.		
33 Hexachlorocyclopentadiene	237				Compound Not Detected.		
34 2,4,6-Trichlorophenol	196				Compound Not Detected.		
35 2,4,5-Trichlorophenol	196				Compound Not Detected.		
\$ 36 2-Fluorobiphenyl	172	10.626	10.626	(0.913)	217684	16.1299	319.3
37 2-Chloronaphthalene	162				Compound Not Detected.		
38 2-Nitroaniline	65				Compound Not Detected.		
39 Dimethylphthalate	163				Compound Not Detected.		
40 Acenaphthylene	152	11.384	11.384	(0.978)	9794	0.54236 LDL	10.74
41 2,6-Dinitrotoluene	165				Compound Not Detected.		
* 42 Acenaphthene-d10	164	11.641	11.635	(1.000)	181692	20.0000	
43 3-Nitroaniline	138				Compound Not Detected.		
44 Acenaphthene	153				Compound Not Detected.		
45 2,4-Dinitrophenol	184				Compound Not Detected.		
46 Dibenzofuran	168				Compound Not Detected.		
47 4-Nitrophenol	109				Compound Not Detected.		
48 2,4-Dinitrotoluene	165				Compound Not Detected.		
50 Diethylphthalate	149	12.538	12.543	(1.077)	11513	0.95424 LDL	18.89
49 Fluorene	166	12.490	12.495	(1.073)	9072	0.67352 ↓	13.33
51 4-Chlorophenyl-phenylether	204				Compound Not Detected.		
52 4-Nitroaniline	138				Compound Not Detected.		
53 4,6-Dinitro-2-methylphenol	198				Compound Not Detected.		
54 N-Nitrosodiphenylamine	169				Compound Not Detected.		
\$ 55 2,4,6-Tribromophenol	330	12.928	12.917	(1.111)	44938	25.9394	513.5
56 4-Bromophenyl-phenylether	248				Compound Not Detected.		
57 Hexachlorobenzene	284				Compound Not Detected.		
58 Pentachlorophenol	266				Compound Not Detected.		
* 59 Phenanthrene-d10	188	13.969	13.964	(1.000)	261456	20.0000	
60 Phenanthrene	178	14.001	14.001	(1.002)	80087	4.82592	95.54
61 Anthracene	178	14.076	14.071	(1.008)	29946	1.77994	35.24
62 Carbazole	167	14.407	14.386	(1.031)	11838	0.85625 LDL	16.95 (M)
63 Di-n-butylphthalate	149				Compound Not Detected.		

Compounds	QUANT SIG MASS	RT	EXP RT	REL RT	RESPONSE	CONCENTRATIONS	
						ON-COLUMN (ug/mL)	FINAL (ug/kg)
64 Fluoranthene	202	15.924	15.903	(1.140)	557587	32.9101	651.5
65 Pyrene	202	16.255	16.239	(0.892)	413021	18.7790	371.8
\$ 66 Terphenyl-d14	244	16.624	16.613	(0.912)	251833	17.7599	351.6
67 Butylbenzylphthalate	149	Compound Not Detected.					
68 Benzo(a)anthracene	228	18.200	18.183	(0.999)	94003	4.79737	94.97
* 69 Chrysene-d12	240	18.221	18.210	(1.000)	265485	20.0000	
70 3,3'-Dichlorobenzidine	252	Compound Not Detected.					
71 Chrysene	228	18.258	18.247	(1.002)	222222	11.8442	234.5
72 bis(2-Ethylhexyl)phthalate	149	18.568	18.557	(0.952)	21813	1.79518	35.54 (M)
* 134 Di-n-octylphthalate-d4	153	19.497	19.486	(1.000)	391772	20.0000	
73 Di-n-octylphthalate	149	Compound Not Detected.					
74 Benzo(b)fluoranthene	252	19.839	19.812	(0.975)	183498	12.3335	244-26.085
75 Benzo(k)fluoranthene	252	19.839	19.844	(0.975)	183498	12.0079	237-76.085
76 Benzo(a)pyrene	252	20.267	20.245	(0.996)	41036	3.04691	60.32
* 77 Perylene-d12	264	20.352	20.325	(1.000)	205311	20.0000	
78 Indeno(1,2,3-cd)pyrene	276	21.687	21.660	(1.066)	19171	1.06779	21.14
79 Dibenzo(a,h)anthracene	278	Compound Not Detected.					
80 Benzo(g,h,i)perylene	276	21.976	21.954	(1.080)	14540	0.92665	18.34
90 N-Nitrosodimethylamine	74	Compound Not Detected.					
91 Aniline	93	Compound Not Detected.					
93 Benzidine	184	Compound Not Detected.					
103 Pyridine	79	Compound Not Detected.					
105 1-methylnaphthalene	141	Compound Not Detected.					
111 Azobenzene (1,2-DP-Hydrazine)	77	Compound Not Detected.					

QC Flag Legend

M - Compound response manually integrated.

Analytical Resources, Inc.

INTERNAL STANDARD COMPOUNDS
 AREA AND RT SUMMARY

Instrument ID: nt6.i	Calibration Date: 16-JUN-2009
Lab File ID: pb63h.d	Calibration Time: 11:54
Lab Smp Id: PB63H	Client Smp ID: 3SED10-B
Analysis Type: SV	Level: LOW
Quant Type: ISTD	Sample Type: Sediment
Operator: LJR/VTS	
Method File: /chem1/nt6.i/20090616.b/SW846.m	
Misc Info: 09-12949	

Test Mode: Use Initial Calibration Level 4.

COMPOUND	STANDARD	AREA LIMIT		SAMPLE	%DIFF
		LOWER	UPPER		
8 1,4-Dichlorobenze	112389	56194	224778	94233	-16.15
27 Naphthalene-d8	384492	192246	768984	329842	-14.21
42 Acenaphthene-d10	217478	108739	434956	181692	-16.45
59 Phenanthrene-d10	336594	168297	673188	261456	-22.32
69 Chrysene-d12	247160	123580	494320	265485	7.41
134 Di-n-octylphthala	347036	173518	694072	391772	12.89
77 Perylene-d12	232938	116469	465876	205311	-11.86

COMPOUND	STANDARD	RT LIMIT		SAMPLE	%DIFF
		LOWER	UPPER		
8 1,4-Dichlorobenze	6.73	6.23	7.23	6.74	0.16
27 Naphthalene-d8	8.80	8.30	9.30	8.81	0.06
42 Acenaphthene-d10	11.64	11.14	12.14	11.64	0.05
59 Phenanthrene-d10	13.96	13.46	14.46	13.97	0.04
69 Chrysene-d12	18.21	17.71	18.71	18.22	0.06
134 Di-n-octylphthala	19.49	18.99	19.99	19.50	0.06
77 Perylene-d12	20.32	19.82	20.82	20.35	0.13

AREA UPPER LIMIT = +100% of internal standard area.
 AREA LOWER LIMIT = - 50% of internal standard area.
 RT UPPER LIMIT = + 0.50 minutes of internal standard RT.
 RT LOWER LIMIT = - 0.50 minutes of internal standard RT.

Analytical Resources, Inc.

RECOVERY REPORT

Client Name: ESC
 Sample Matrix: SOLID
 Lab Smp Id: PB63H
 Level: LOW
 Data Type: MS DATA
 SpikeList File: PSDDALCS.spk
 Sublist File: PSDDA.sub
 Method File: /chem1/nt6.i/20090616.b/SW846.m
 Misc Info: 09-12949

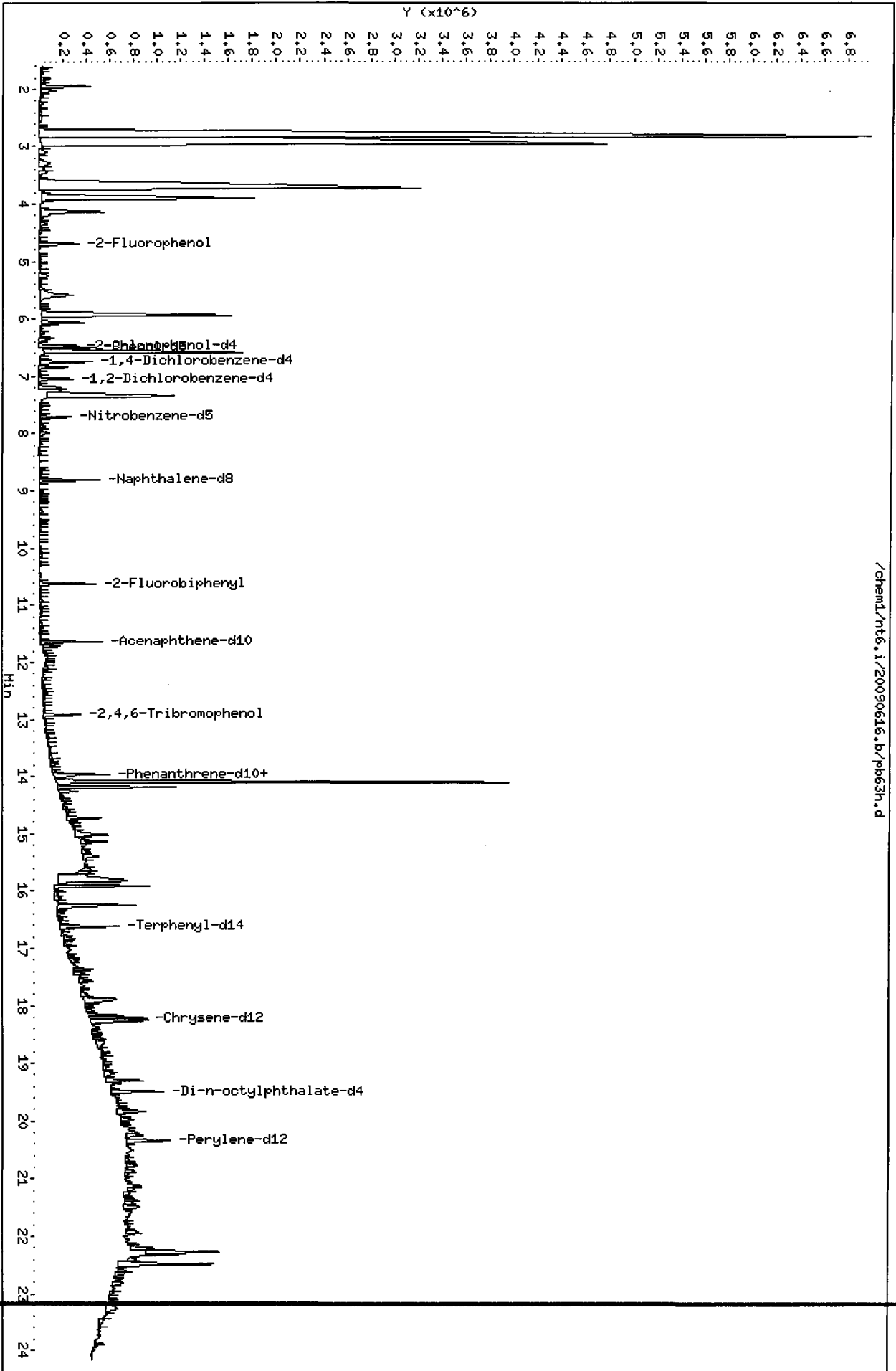
Client SDG: PB63
 Fraction: SV
 Client Smp ID: 3SED10-B
 Operator: LJR/VTS
 SampleType: SAMPLE
 Quant Type: ISTD

SURROGATE COMPOUND	CONC ADDED ug/kg	CONC RECOVERED ug/kg	% RECOVERED	LIMITS
\$ 1 2-Fluorophenol	742.4	411.6	55.45	21-100
\$ 2 Phenol-d5	742.4	423.0	56.99	10-100
\$ 5 2-Chlorophenol-d4	742.4	419.7	56.54	30-100
\$ 10 1,2-Dichlorobenzen	494.9	237.9	48.07	24-100
\$ 18 Nitrobenzene-d5	494.9	266.2	53.79	26-100
\$ 36 2-Fluorobiphenyl	494.9	319.3	64.52	32-100
\$ 55 2,4,6-Tribromophen	742.4	513.5	69.17	33-118
\$ 66 Terphenyl-d14	494.9	351.6	71.04	21-97

Data File: /chem1/nt6.i/20090616.b/pb63h.d
 Date: 16-JUN-2009 18:28
 Client ID: 3SEDI0-B
 Sample Info: PB63H
 Volume Injected (ul): 1.0
 Column phase: ZB-5

Instrument: nt6.i
 Operator: LJR/VTS
 Column diameter: 0.32

/chem1/nt6.i/20090616.b/pb63h.d



Date: 16-JUN-2009 18:28

Client ID: 3SED10-B

Instrument: nt6.i

Sample Info: PB63H

Volume Injected (uL): 1.0

Operator: LJR/VTS

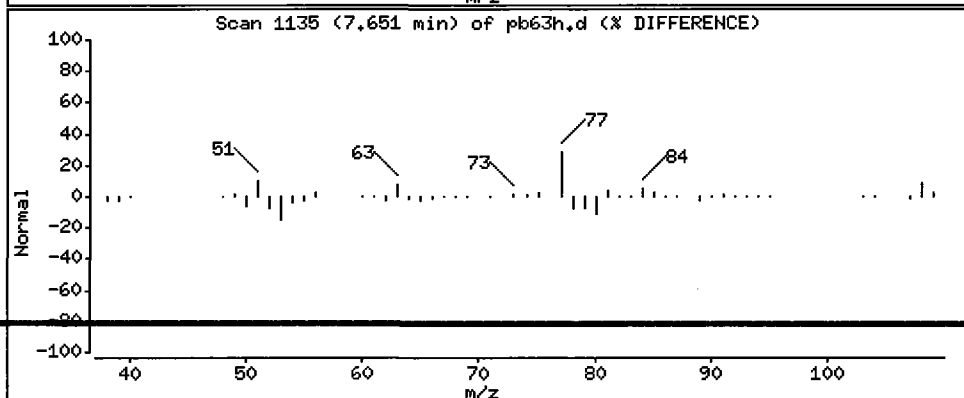
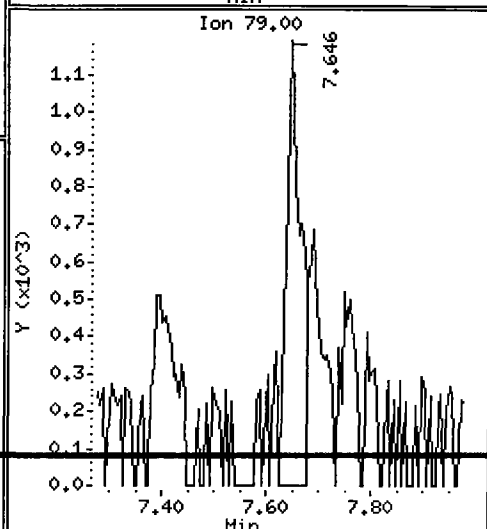
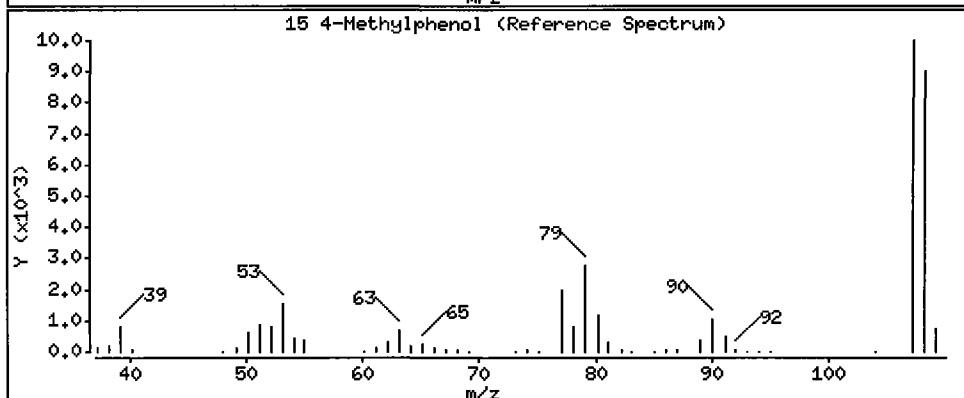
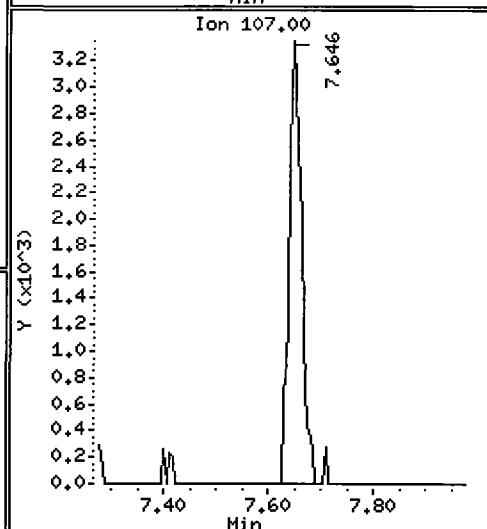
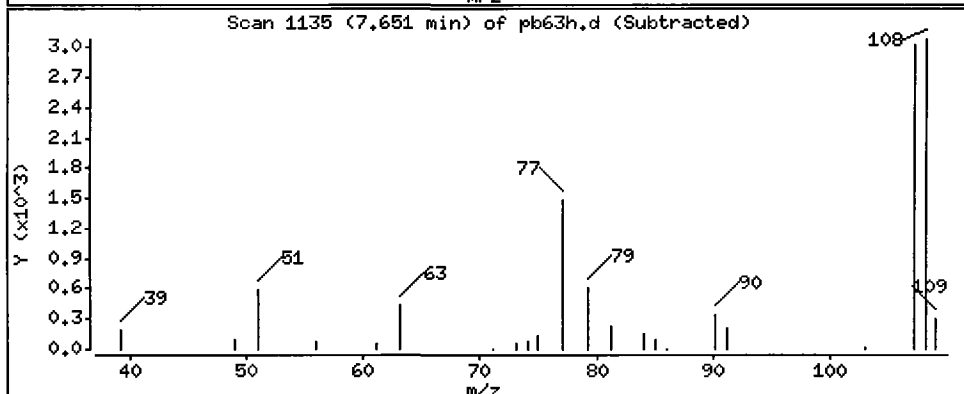
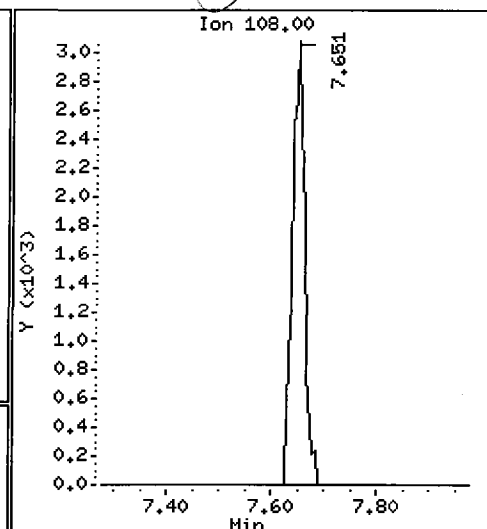
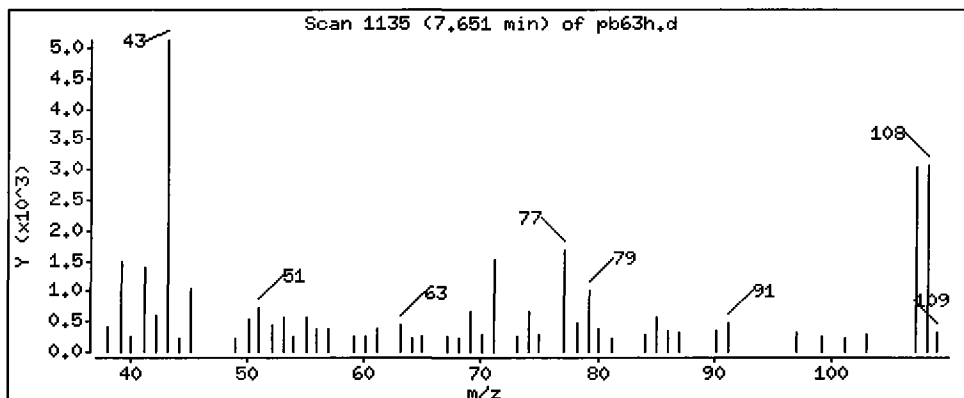
Column phase: ZB-5

Column diameter: 0.32

15 4-Methylphenol

Concentration: 13.42 ug/kg

Good



Date : 16-JUN-2009 18:28

Client ID: 3SED10-B

Instrument: nt6.i

Sample Info: PB63H

Volume Injected (uL): 1.0

Operator: LJR/VTS

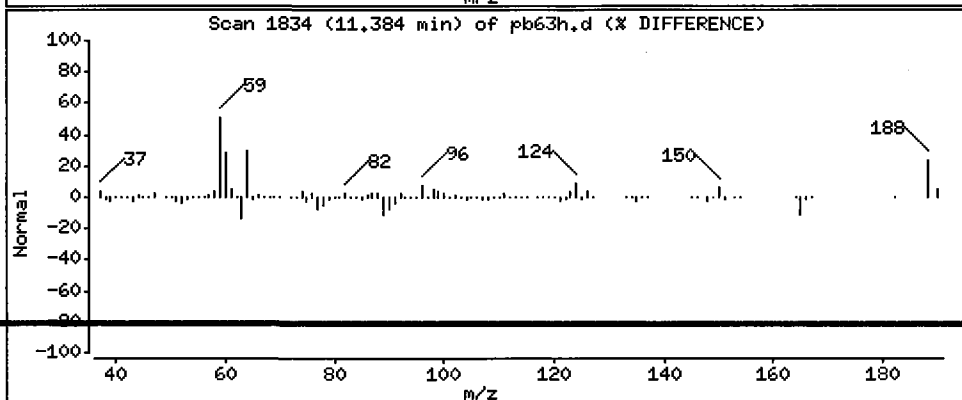
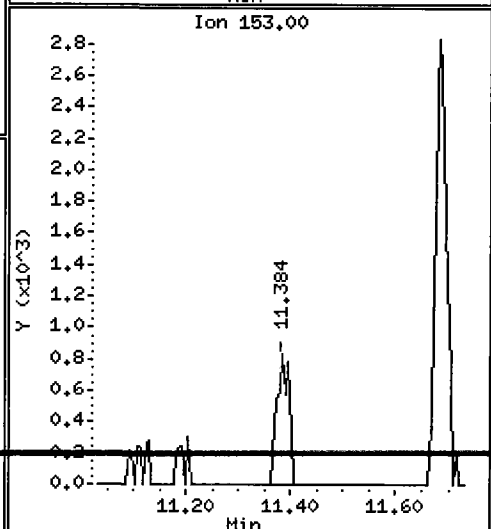
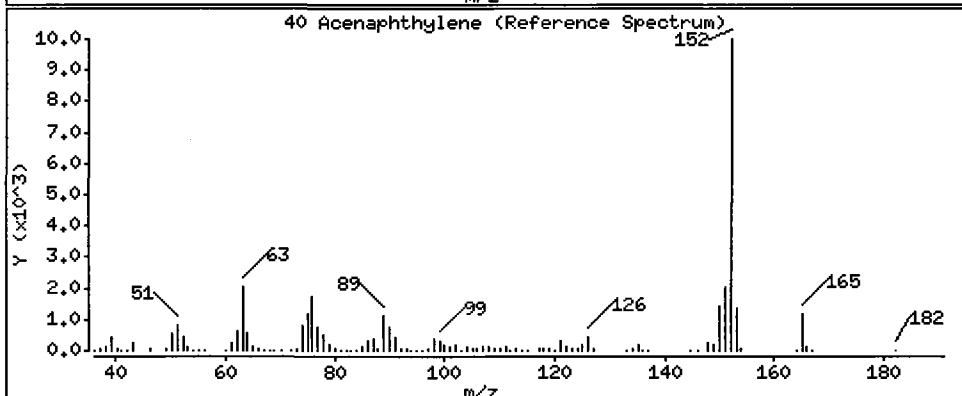
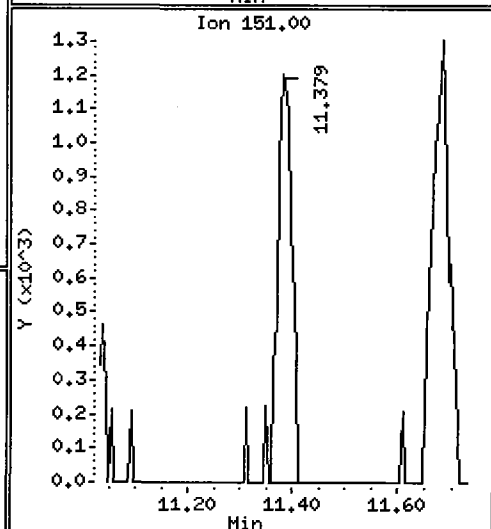
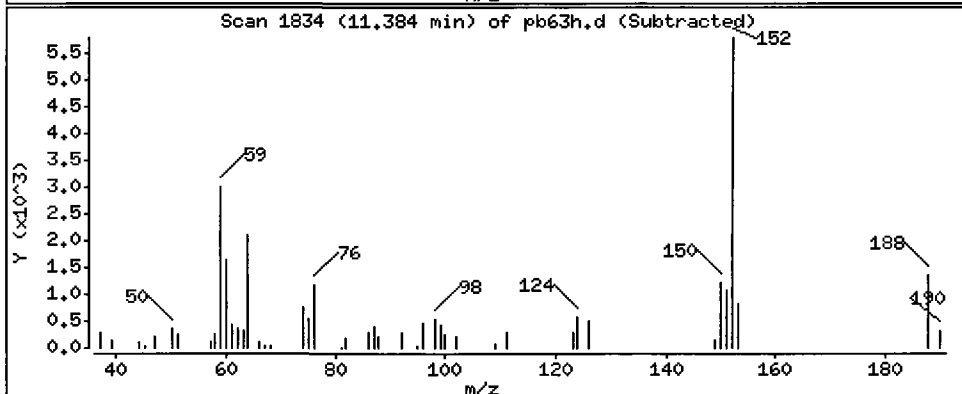
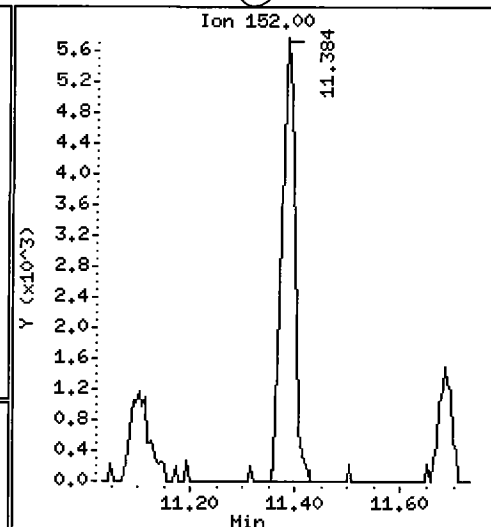
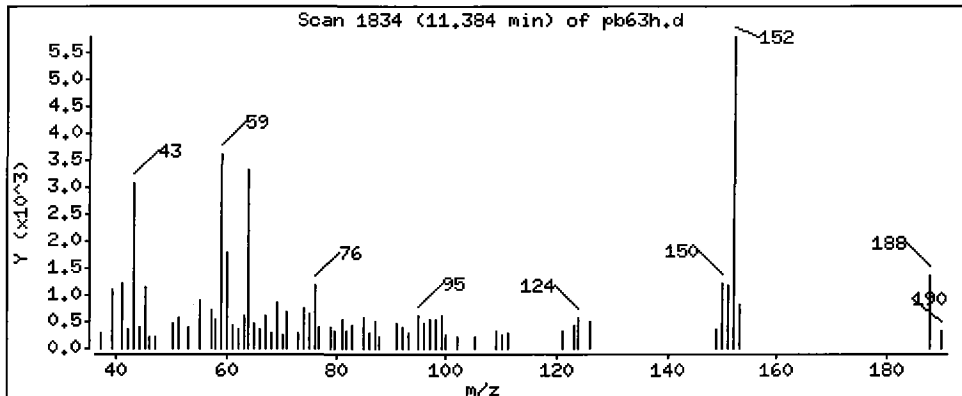
Column phase: ZB-5

Column diameter: 0.32

40 Acenaphthylene

Concentration: 10.74 ug/kg

GC



Date : 16-JUN-2009 18:28

Client ID: 3SED10-B

Instrument: nt6.i

Sample Info: PB63H

Volume Injected (uL): 1.0

Operator: LJR/VTS

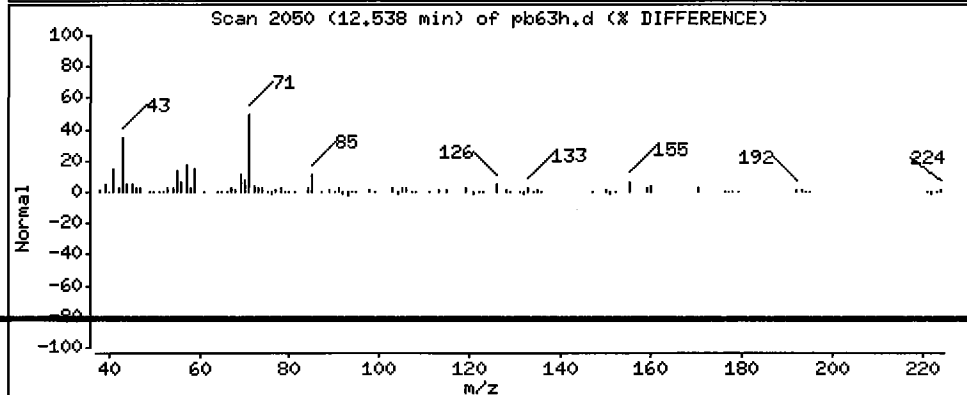
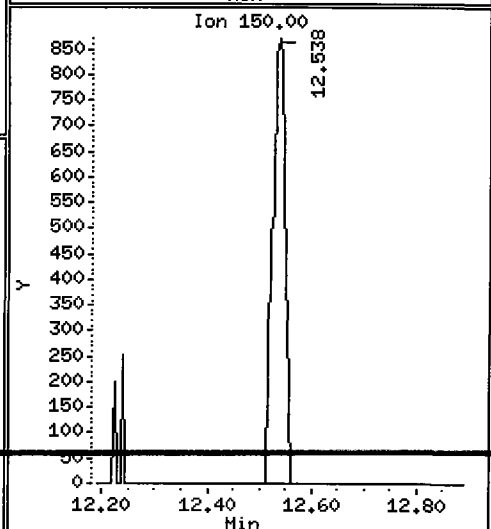
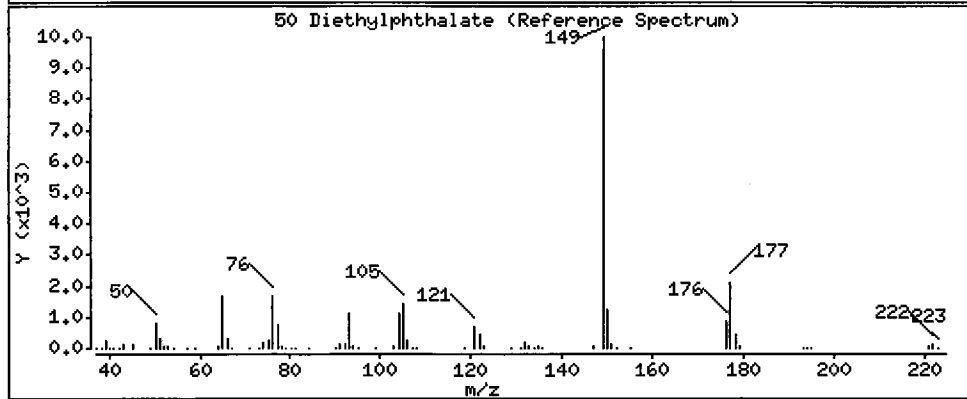
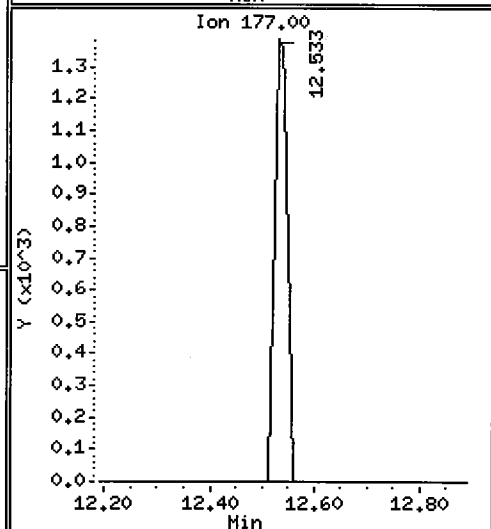
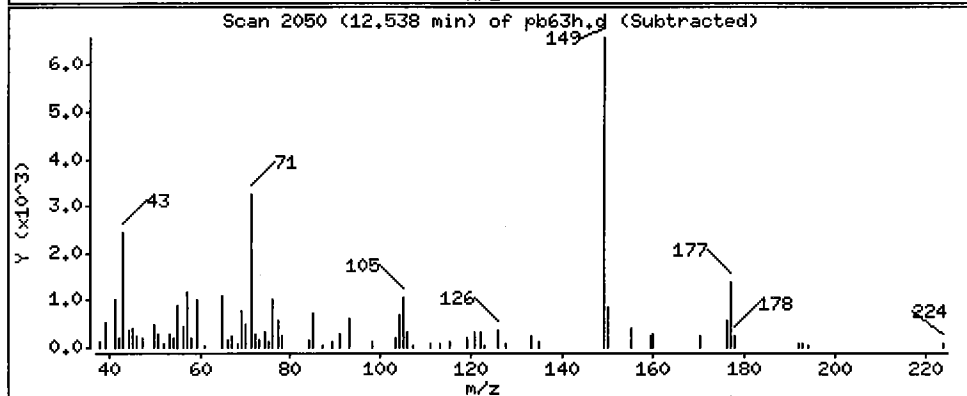
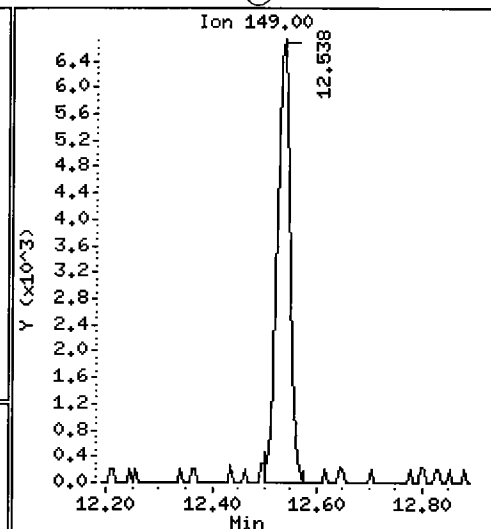
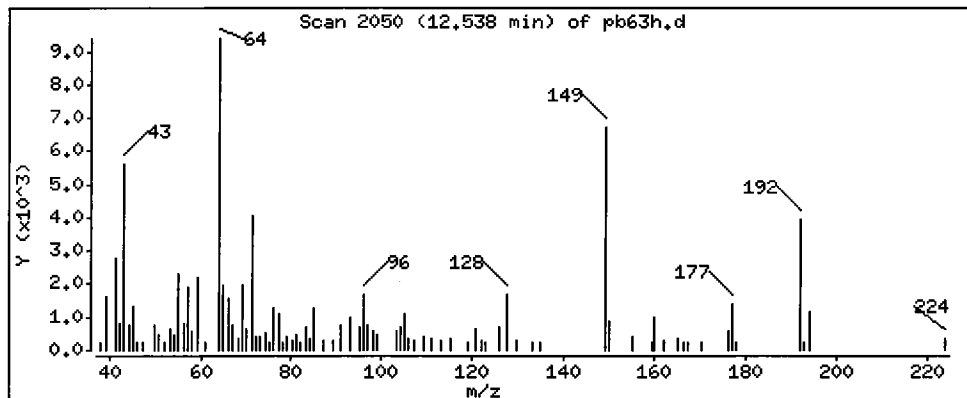
Column phase: ZB-5

Column diameter: 0.32

John

50 Diethylphthalate

Concentration: 18.89 ug/kg



Date: 16-JUN-2009 18:28

Client ID: 3SED10-B

Instrument: nt6.i

Sample Info: PB63H

Volume Injected (uL): 1.0

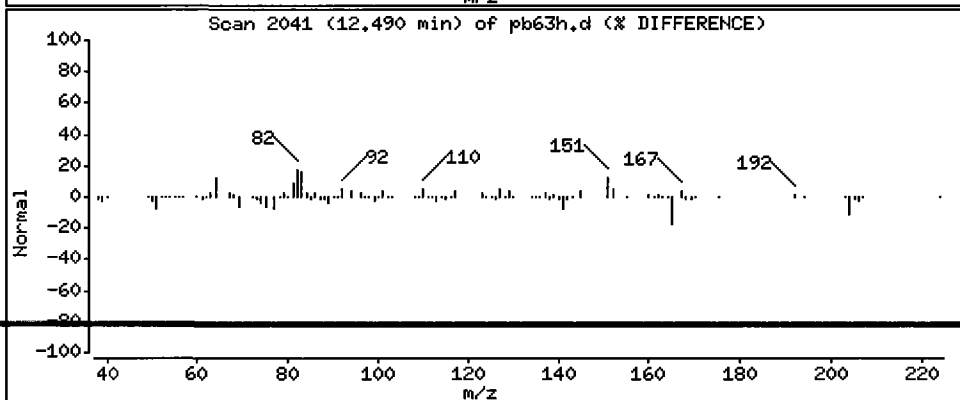
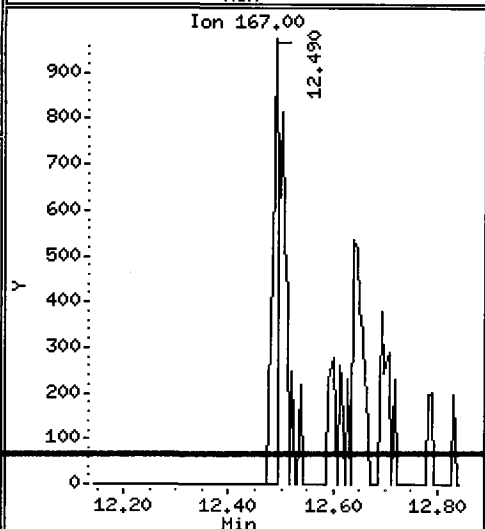
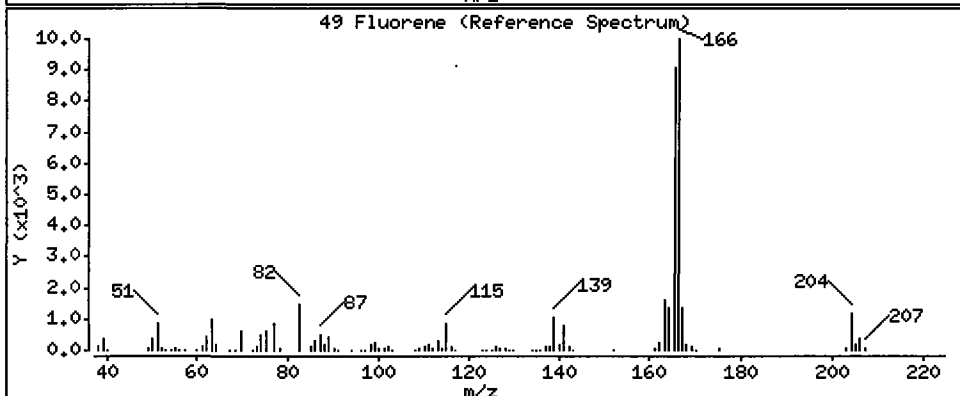
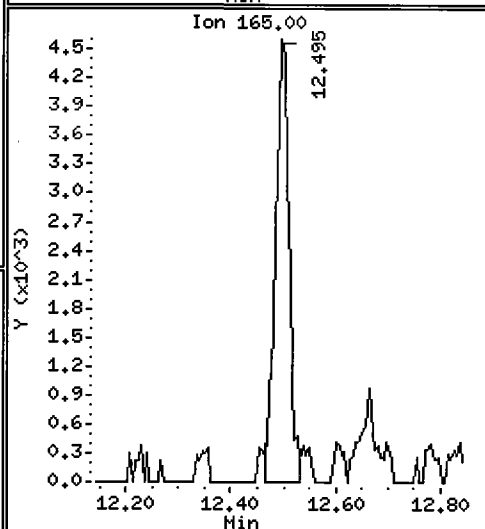
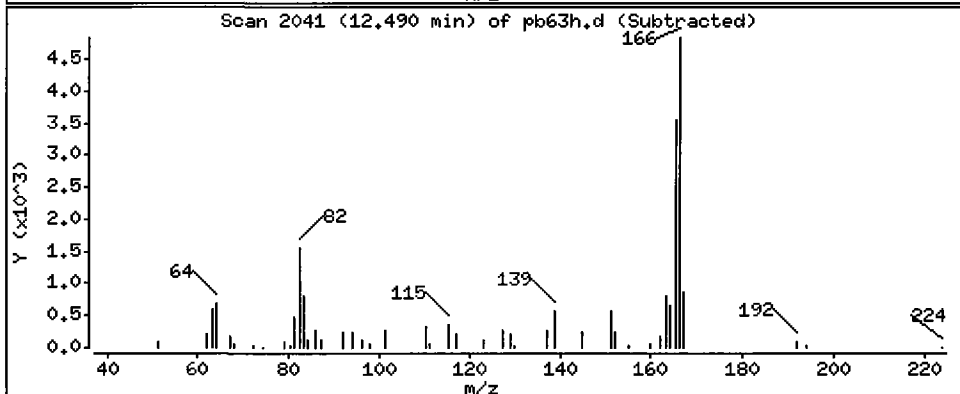
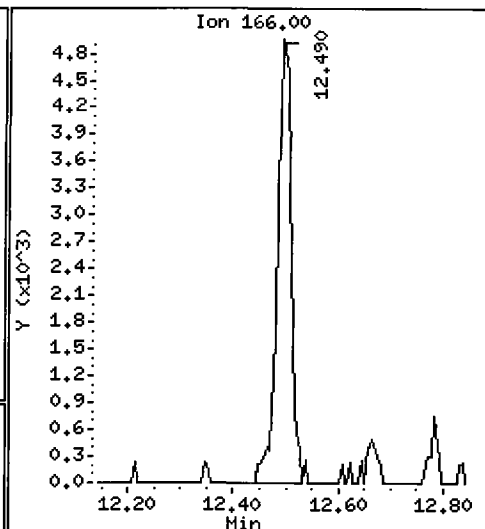
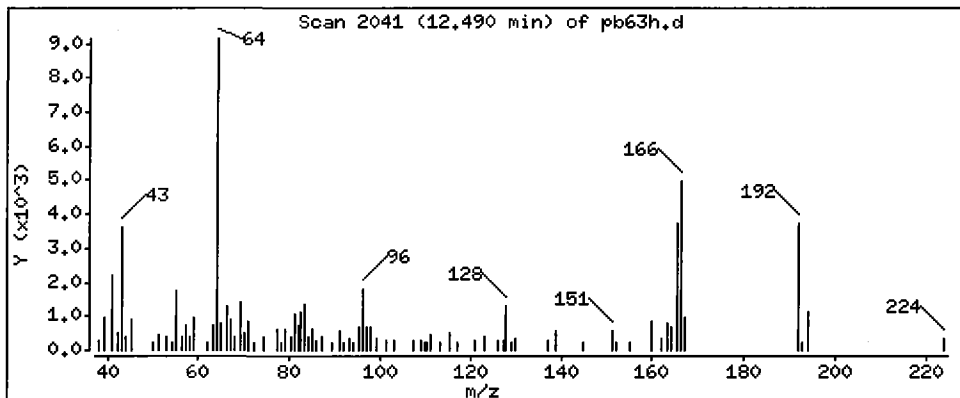
Operator: LJR/VTS

Column phase: ZB-5

Column diameter: 0.32

49 Fluorene

Concentration: 13.33 ug/kg



Date : 16-JUN-2009 18:28

Client ID: 3SED10-B

Instrument: nt6.i

Sample Info: PB63H

Volume Injected (uL): 1.0

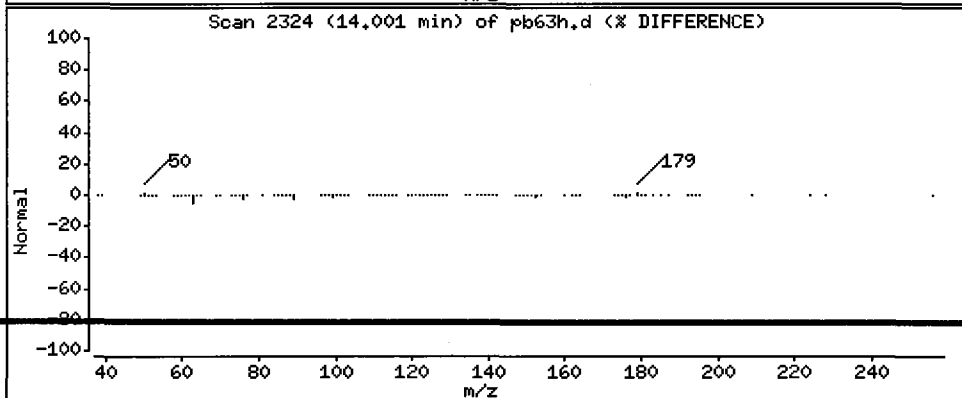
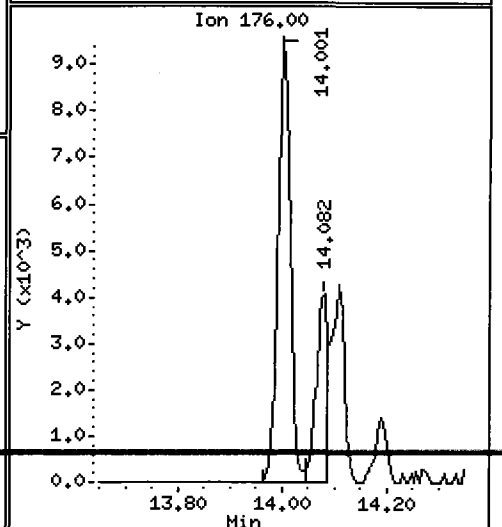
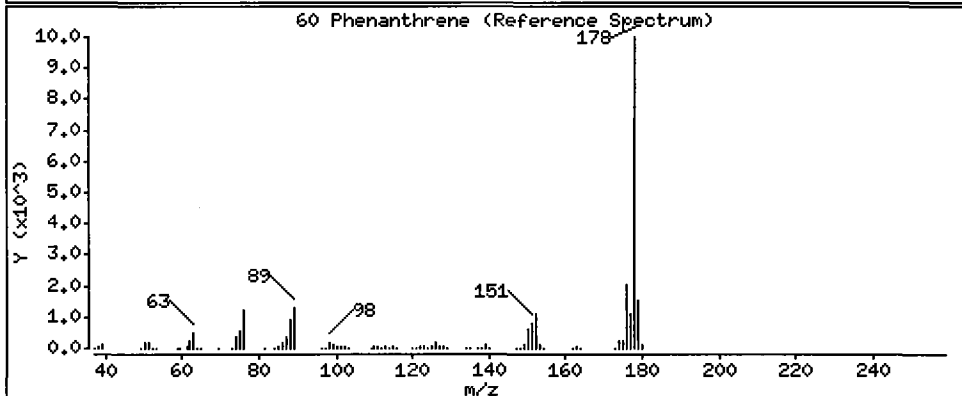
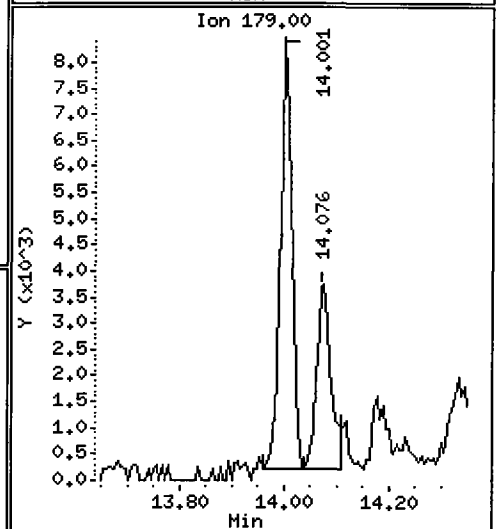
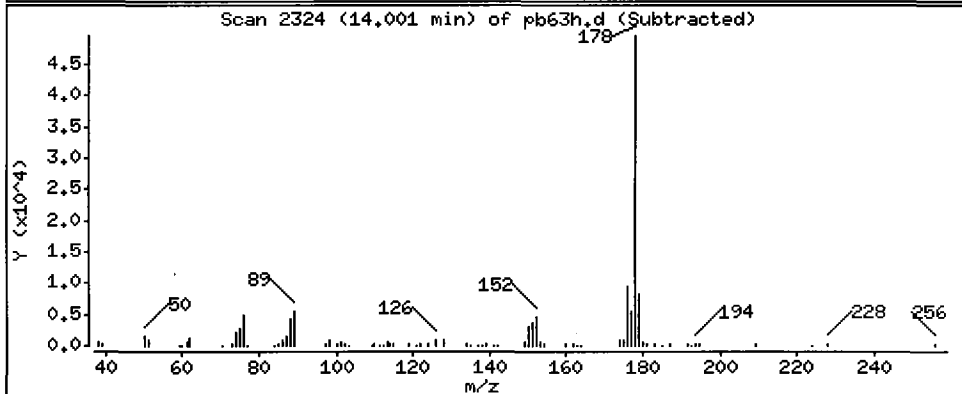
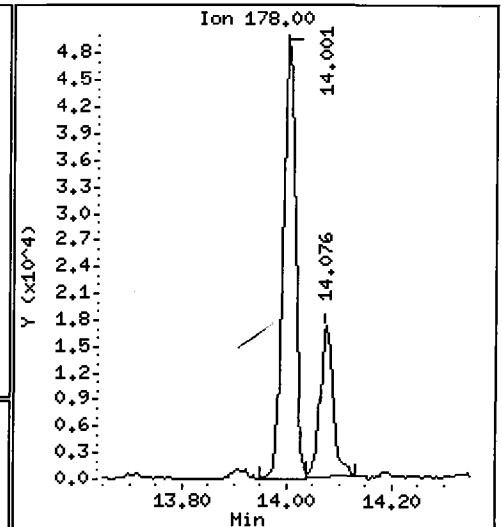
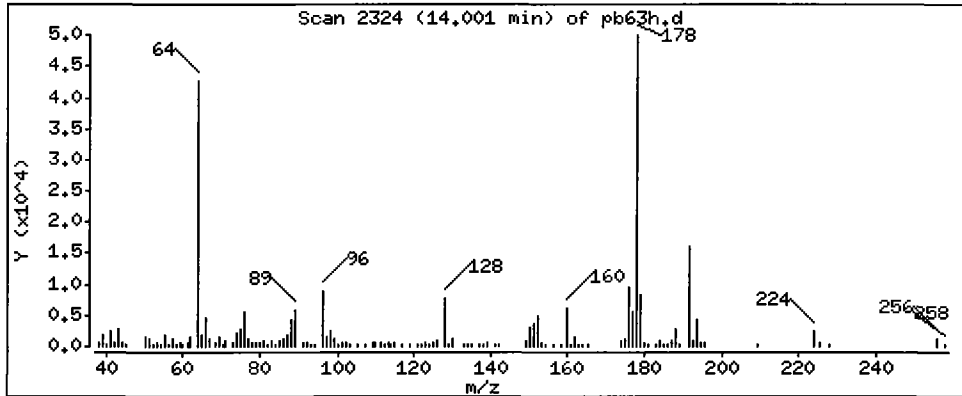
Operator: LJR/VTS

Column phase: ZB-5

Column diameter: 0.32

60 Phenanthrene

Concentration: 95.54 ug/kg



Date : 16-JUN-2009 18:28

Client ID: 3SED10-B

Instrument: nt6.i

Sample Info: PB63H

Volume Injected (uL): 1.0

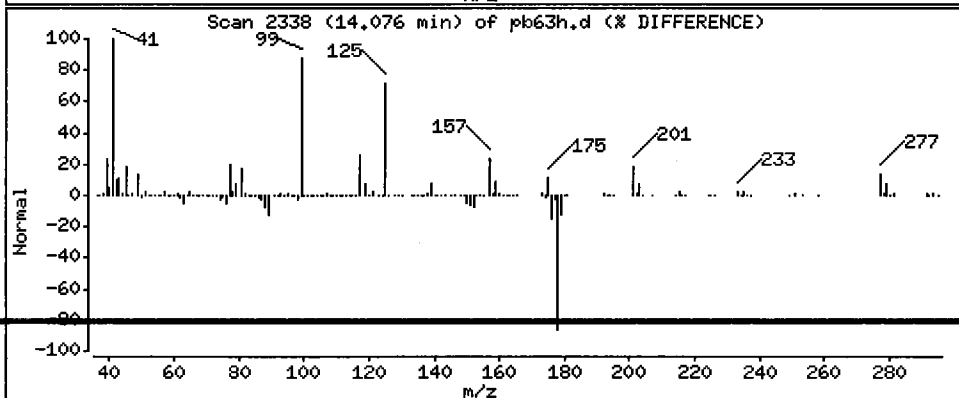
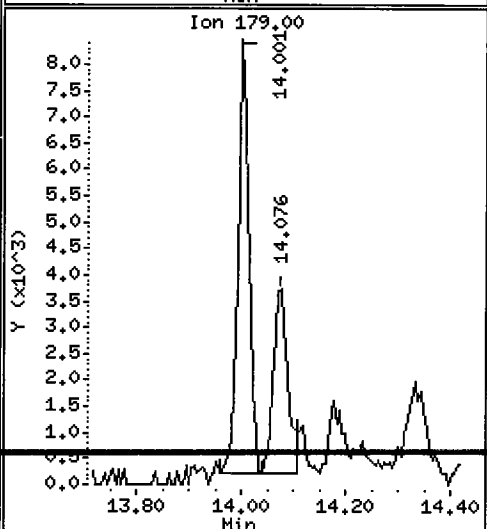
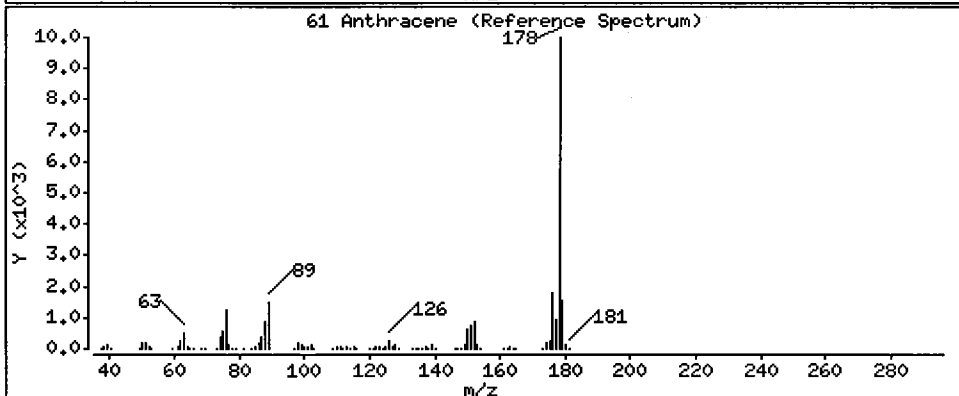
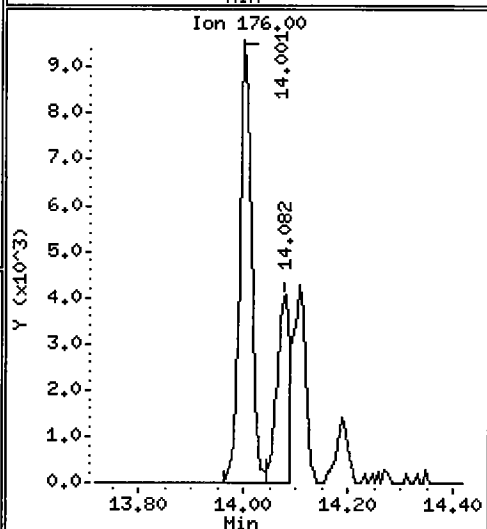
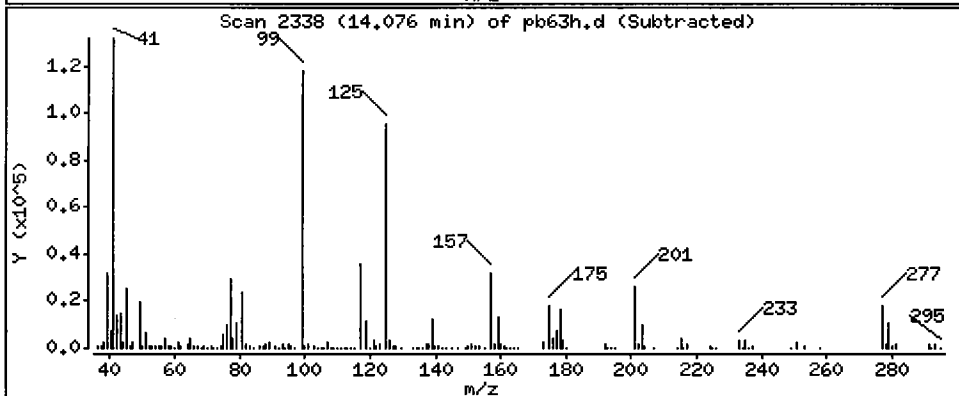
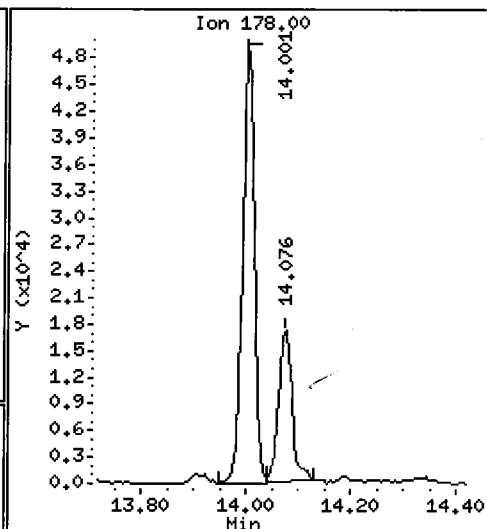
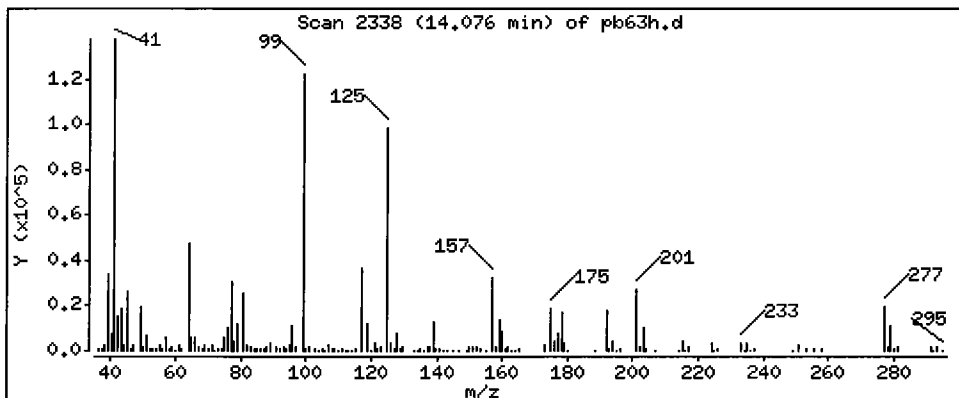
Operator: LJR/VTS

Column phase: ZB-5

Column diameter: 0.32

61 Anthracene

Concentration: 35.24 ug/kg



Date : 16-JUN-2009 18:28

Client ID: 3SED10-B

Instrument: nt6.i

Sample Info: PB63H

Volume Injected (uL): 1.0

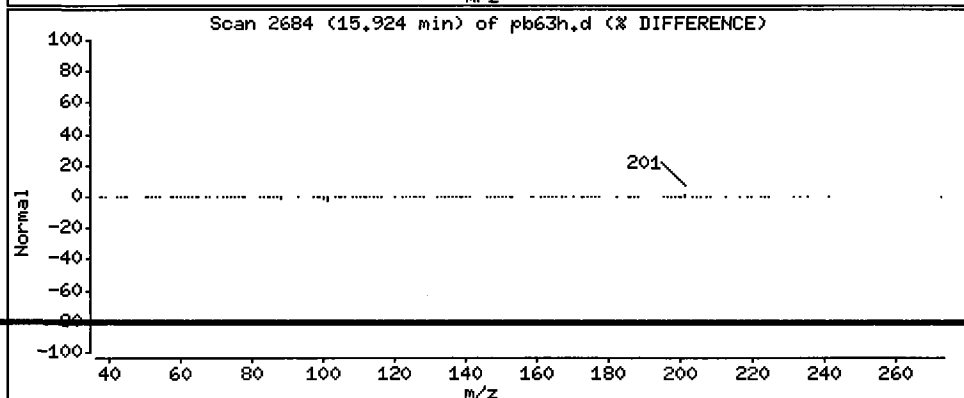
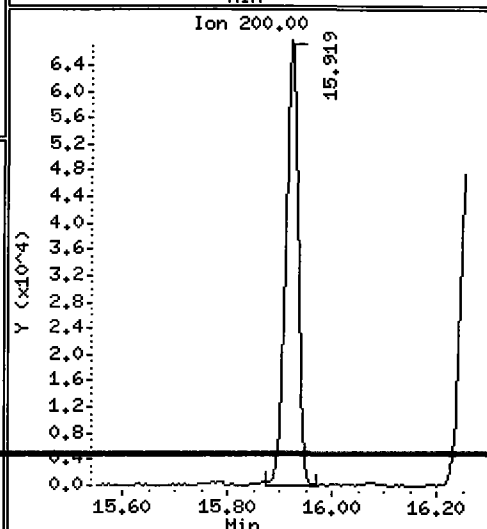
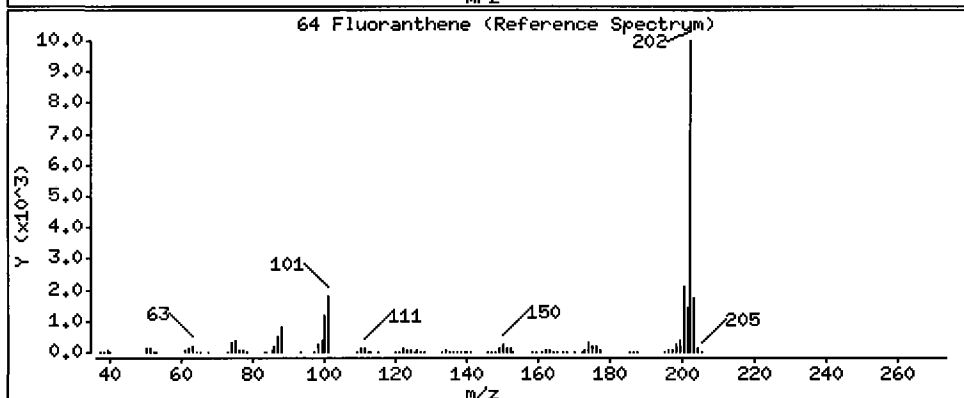
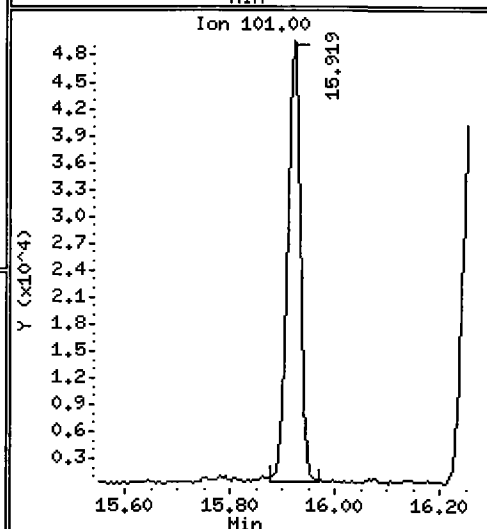
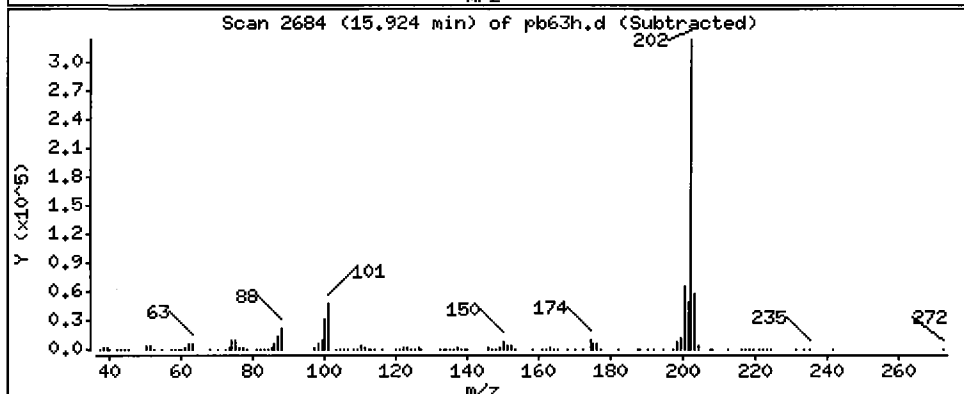
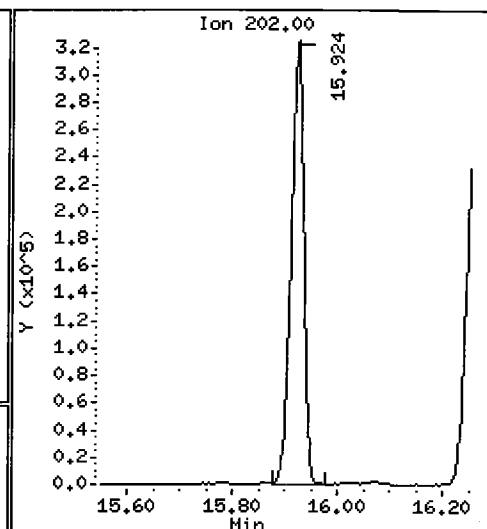
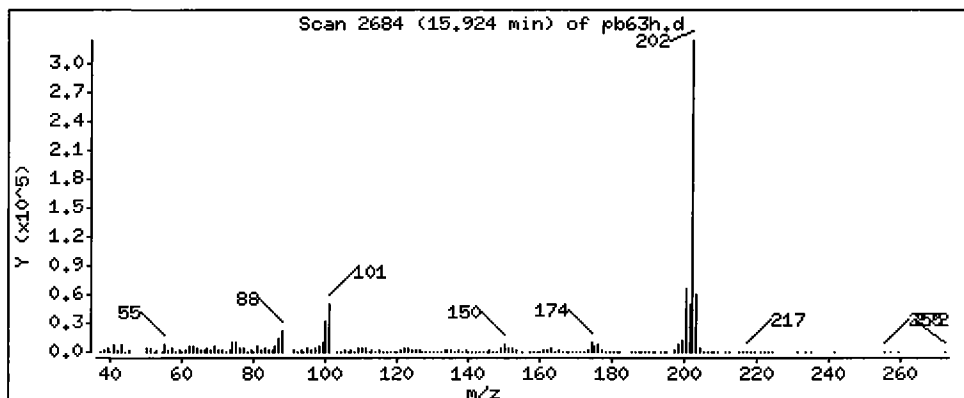
Operator: LJR/VTS

Column phase: ZB-5

Column diameter: 0.32

64 Fluoranthene

Concentration: 651.5 ug/kg



Date : 16-JUN-2009 18:28

Client ID: 3SED10-B

Instrument: nt6.i

Sample Info: PB63H

Volume Injected (uL): 1.0

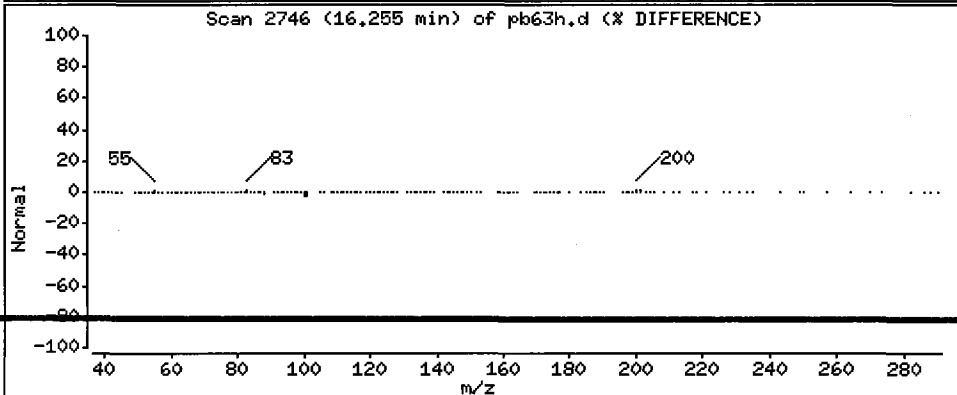
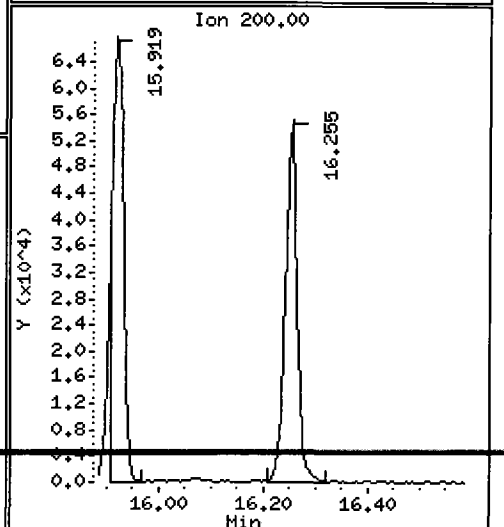
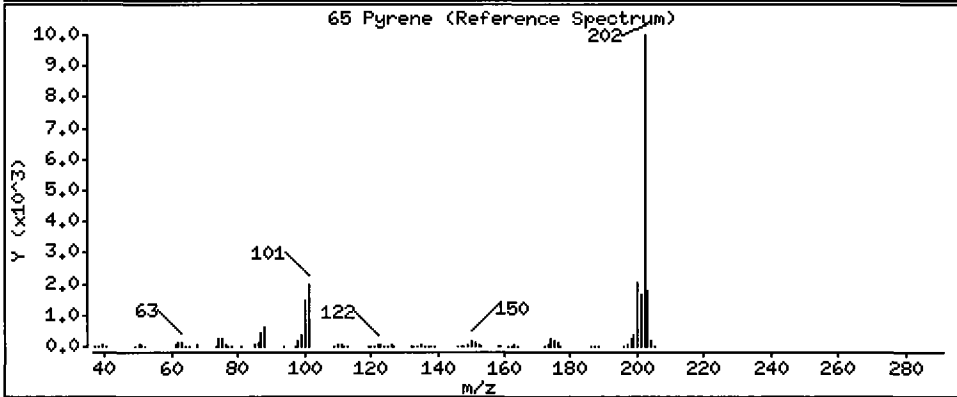
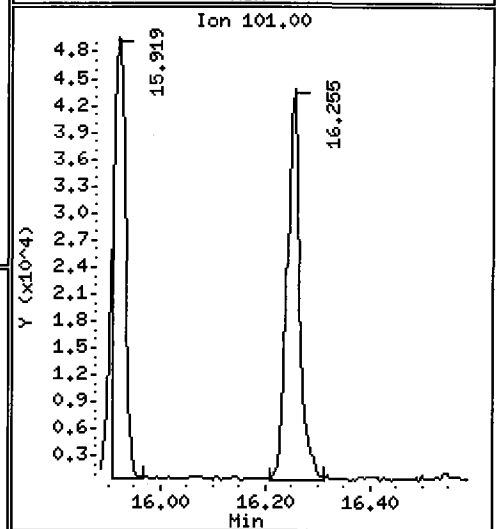
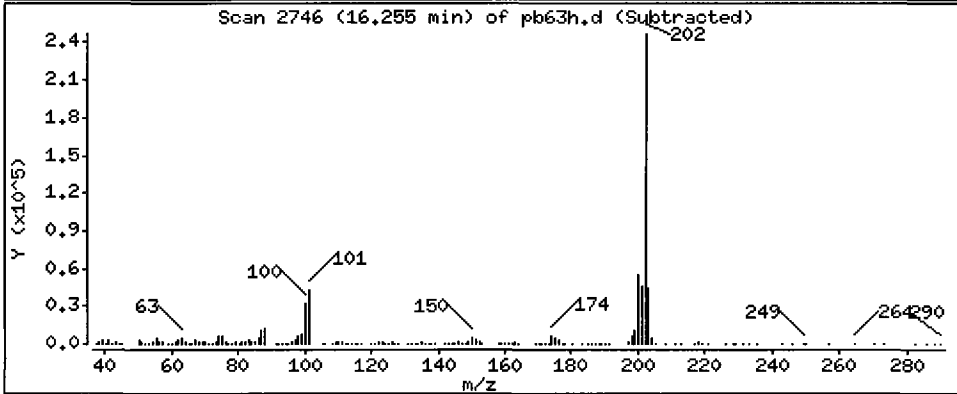
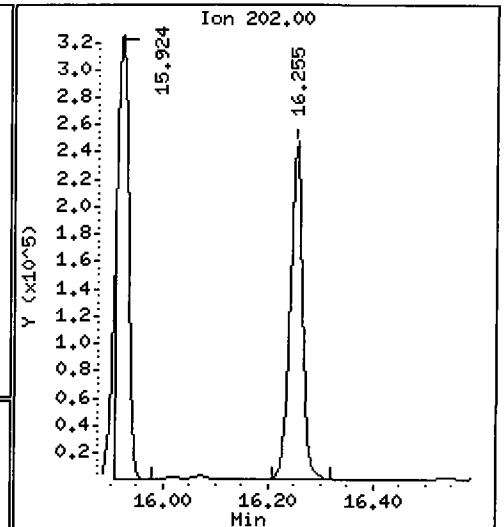
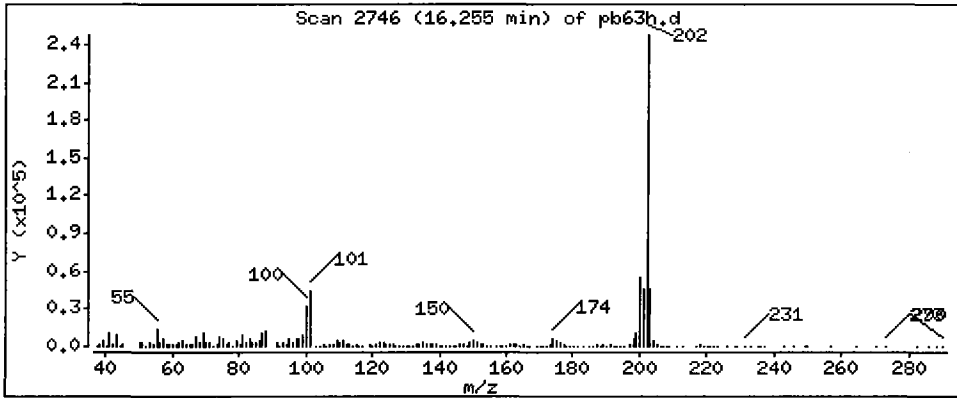
Operator: LJR/VTS

Column phase: ZB-5

Column diameter: 0.32

65 Pyrene

Concentration: 371.8 ug/kg



Date : 16-JUN-2009 18:28

Client ID: 3SED10-B

Instrument: nt6.i

Sample Info: PB63H

Volume Injected (uL): 1.0

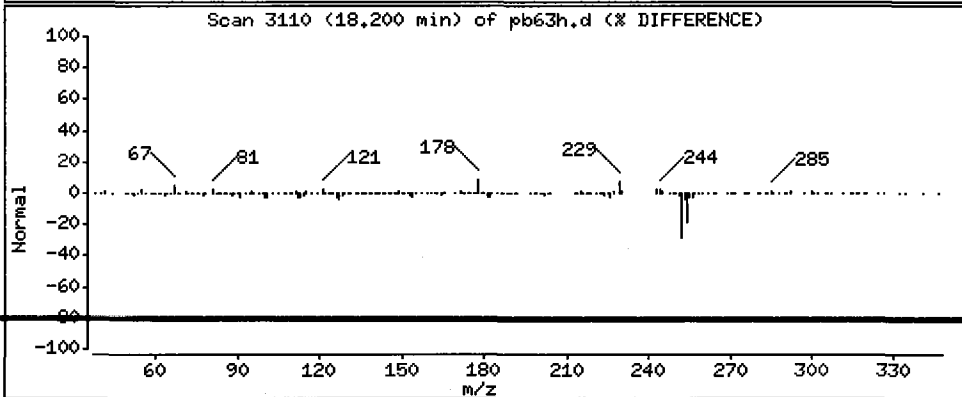
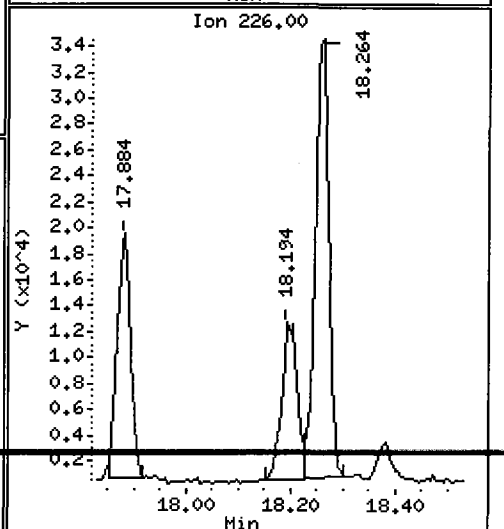
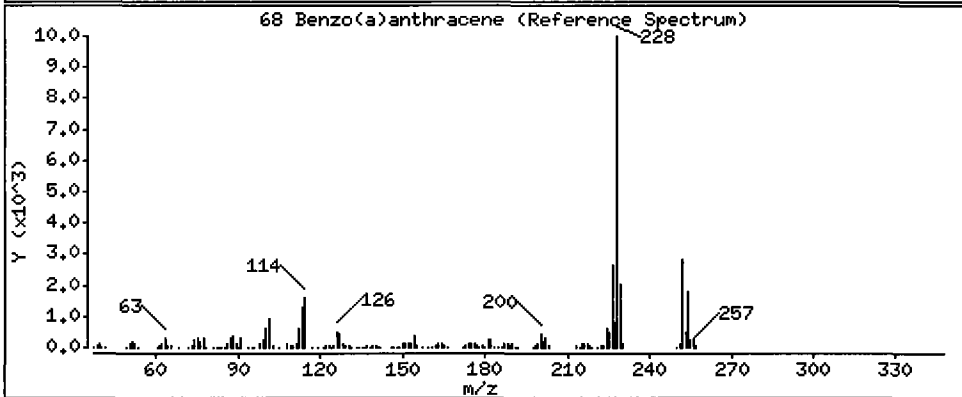
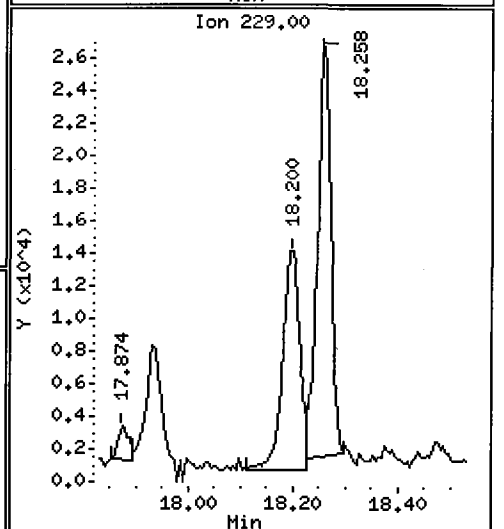
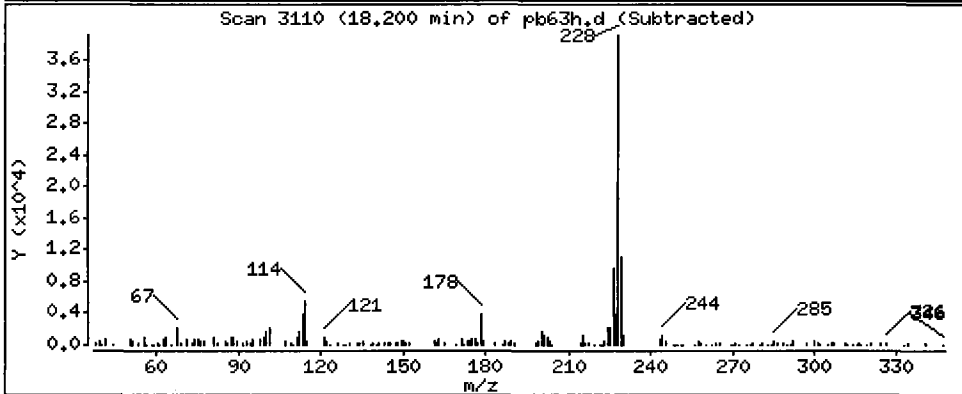
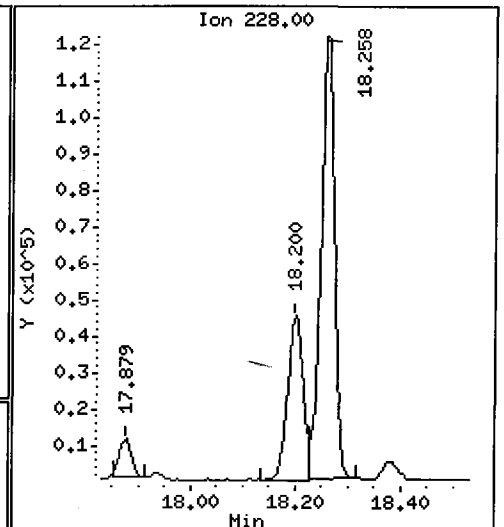
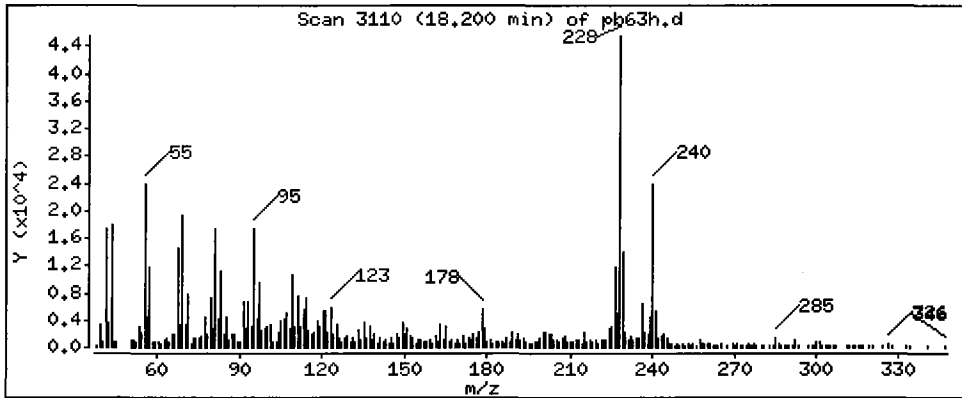
Operator: LJR/VTS

Column phase: ZB-5

Column diameter: 0.32

68 Benzo(a)anthracene

Concentration: 94.97 ug/kg



Date : 16-JUN-2009 18:28

Client ID: 3SED10-B

Instrument: nt6.i

Sample Info: PB63H

Volume Injected (uL): 1.0

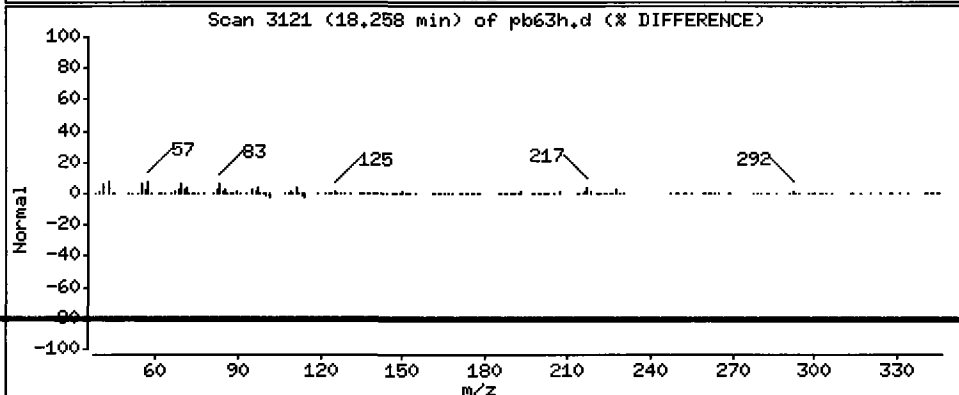
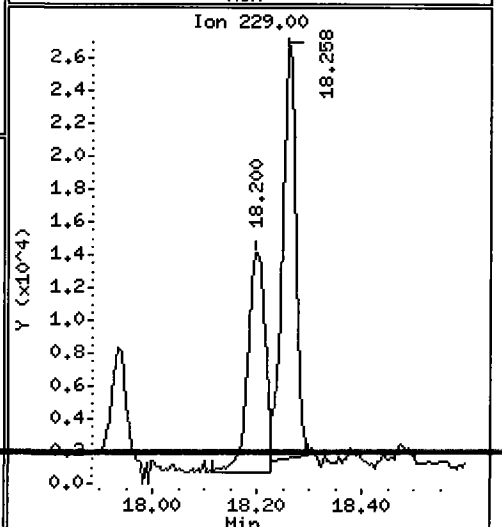
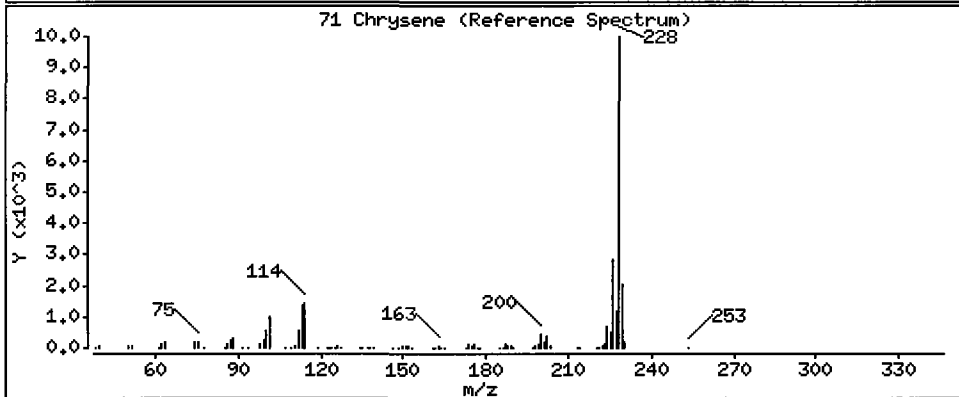
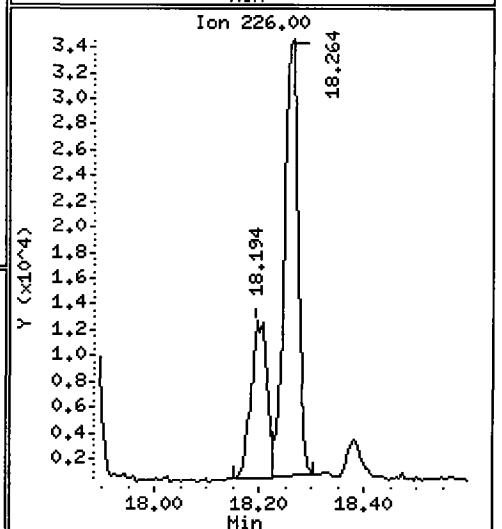
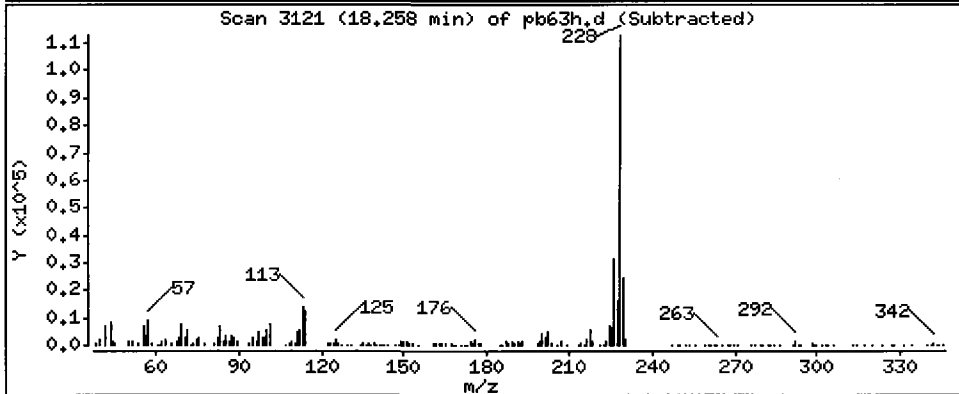
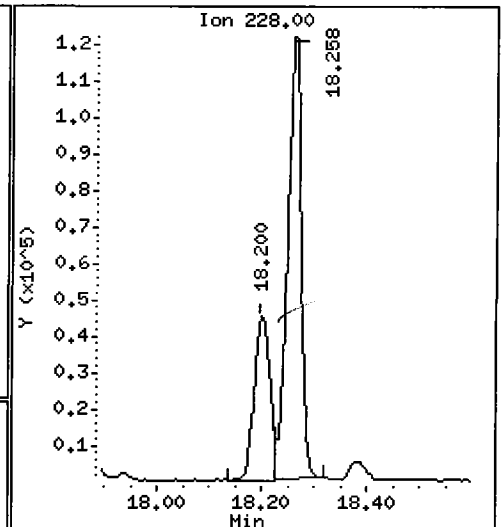
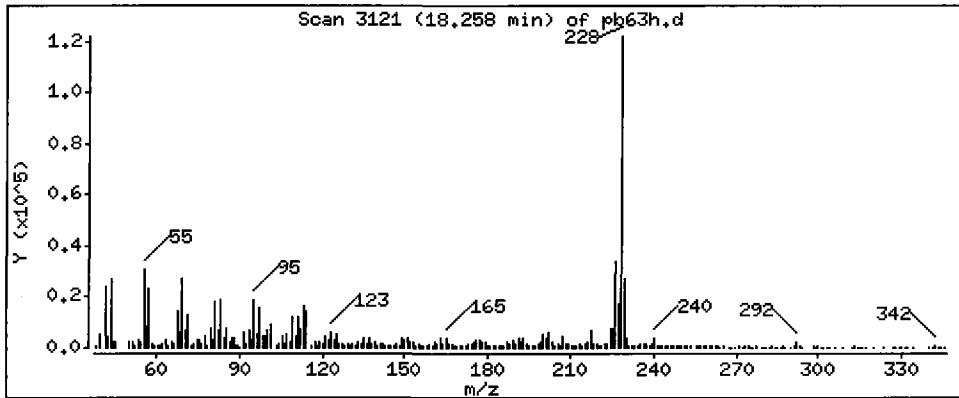
Operator: LJR/VTS

Column phase: ZB-5

Column diameter: 0.32

71 Chrysene

Concentration: 234.5 ug/kg



Date: 16-JUN-2009 18:28

Client ID: 3SED10-B

Instrument: nt6.i

Sample Info: PB63H

Volume Injected (uL): 1.0

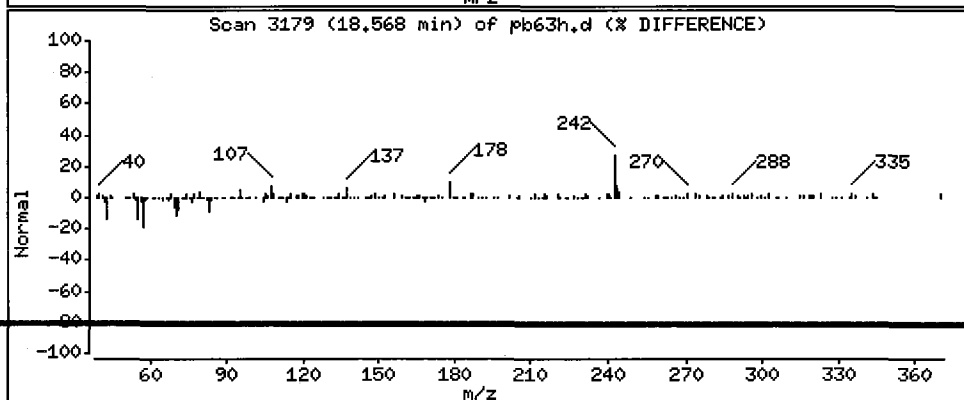
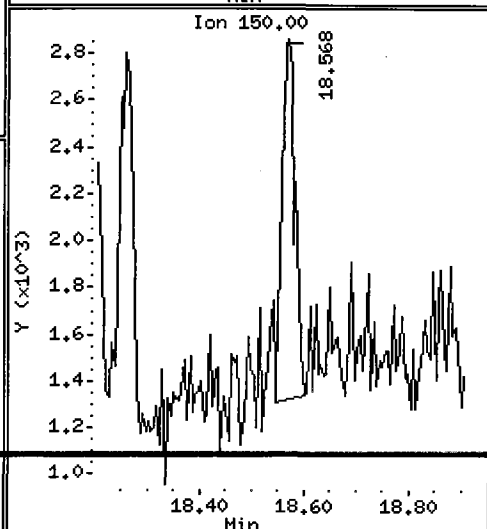
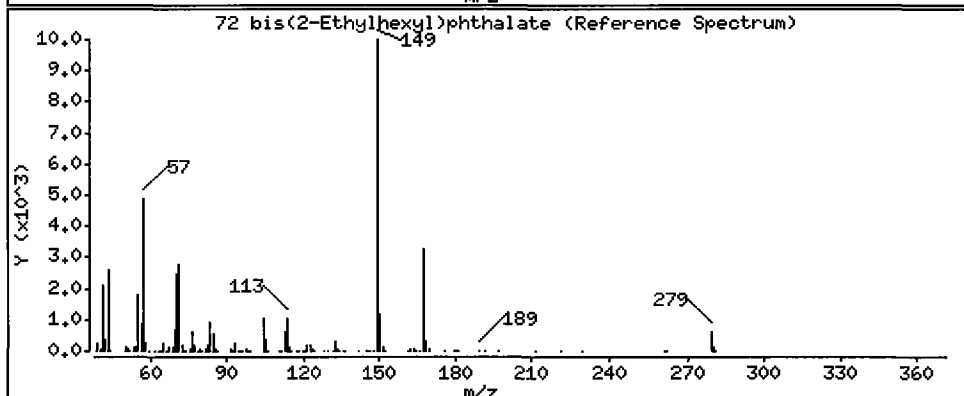
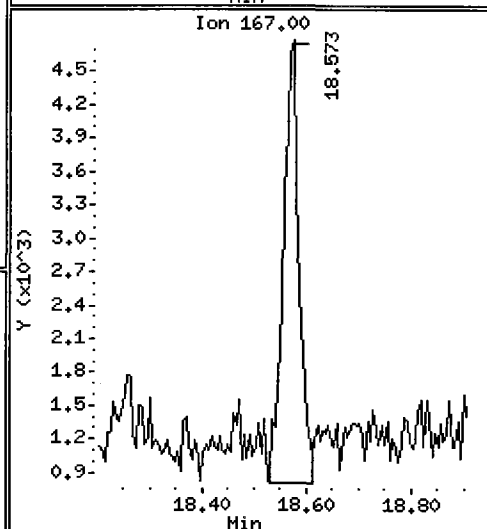
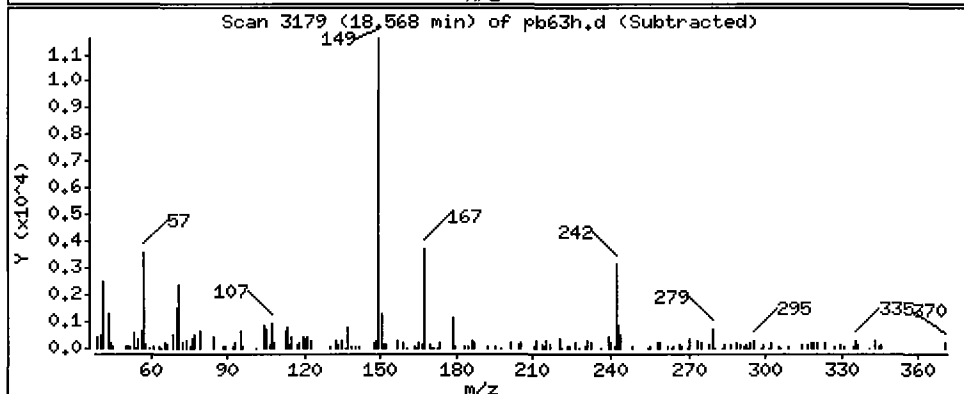
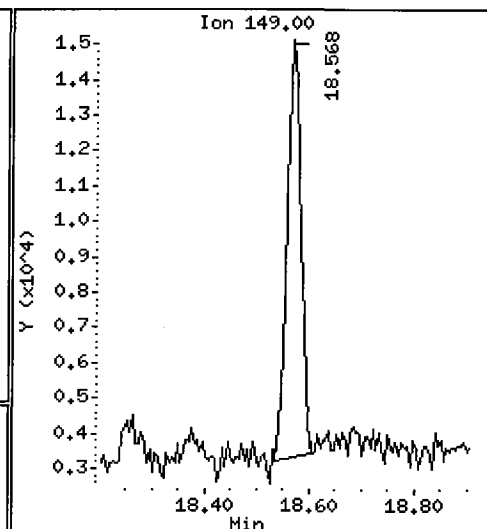
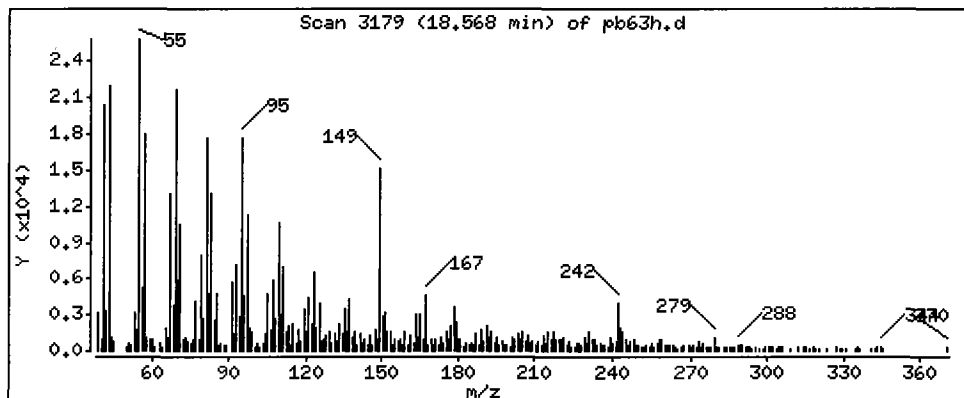
Operator: LJR/VTS

Column phase: ZB-5

Column diameter: 0.32

72 bis(2-Ethylhexyl)phthalate

Concentration: 35.54 ug/kg



Date: 16-JUN-2009 18:28

Client ID: 3SED10-B

Instrument: nt6.i

Sample Info: PB63H

Volume Injected (uL): 1.0

Operator: LJR/VTS

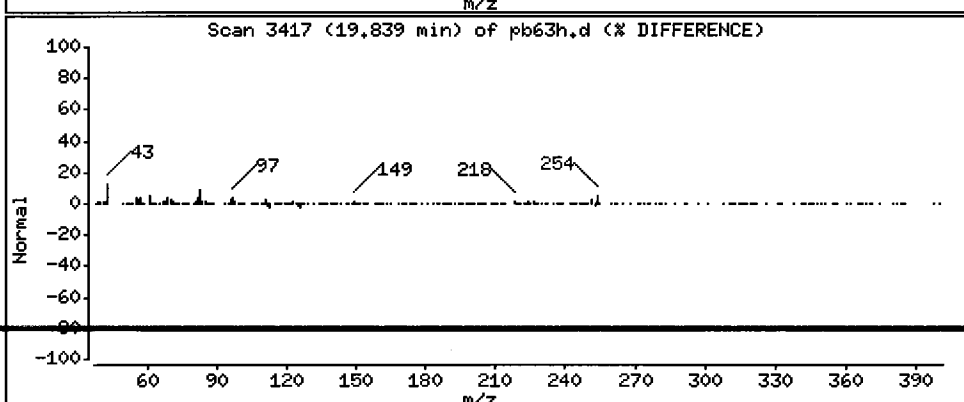
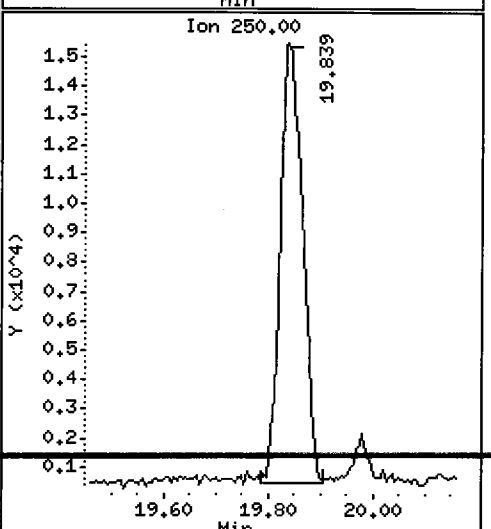
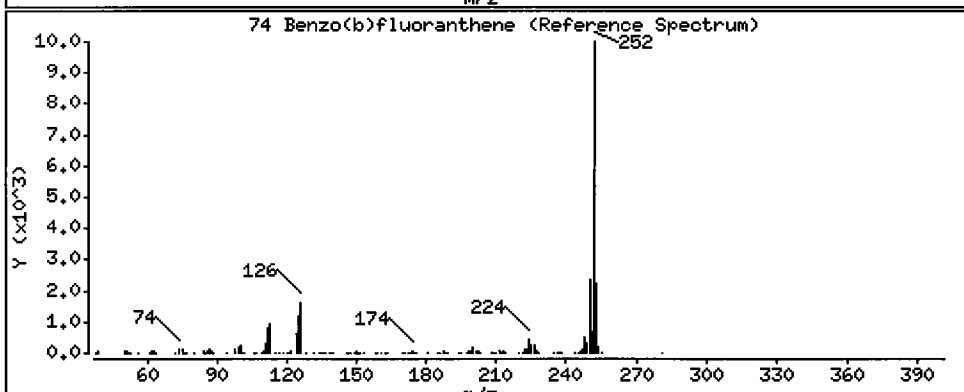
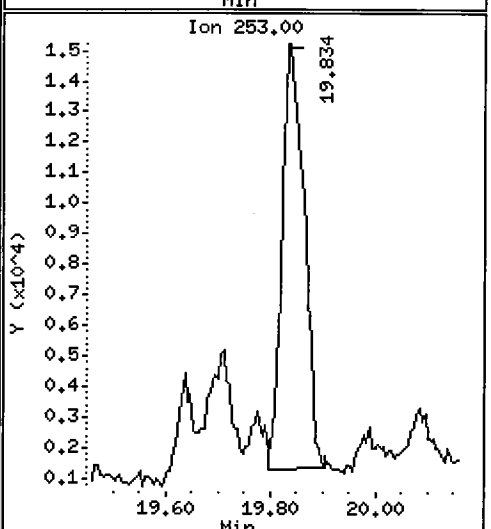
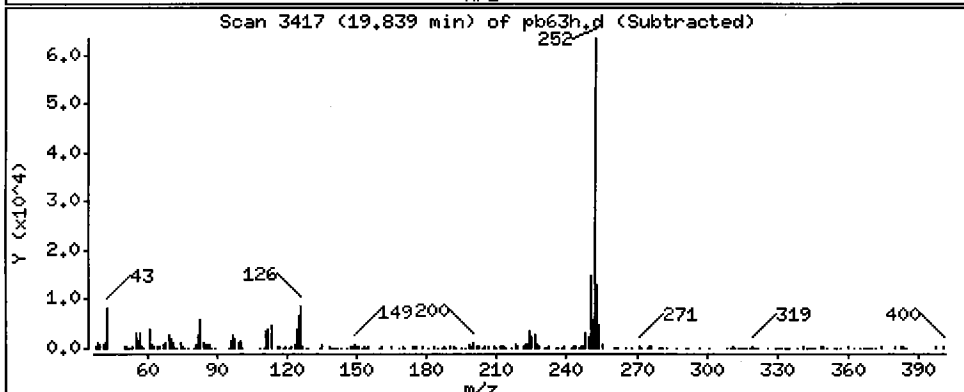
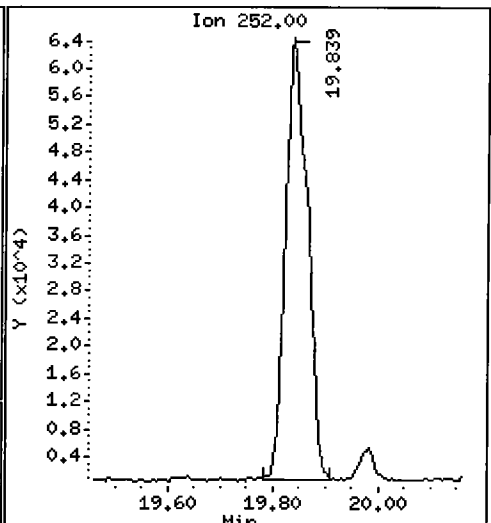
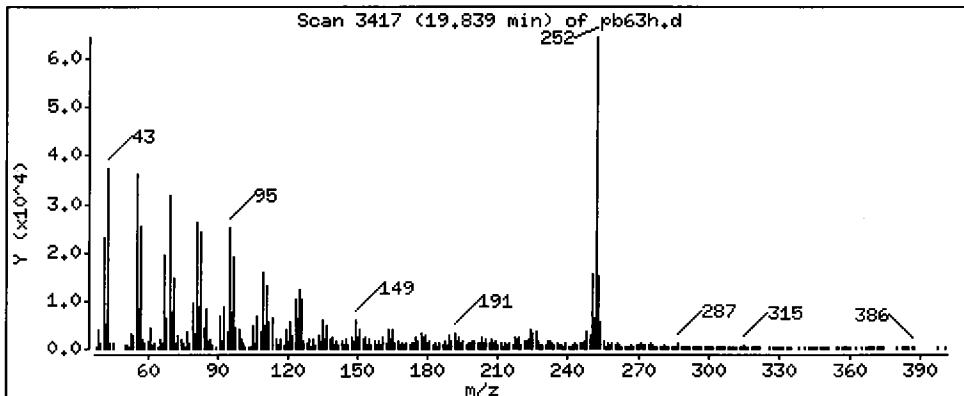
Column phase: ZB-5

Column diameter: 0.32

112

74 Benzo(b)fluoranthene

Concentration: 244.2 ug/kg



Date : 16-JUN-2009 18:28

Client ID: 3SED10-B

Instrument: nt6.i

Sample Info: PB63H

Volume Injected (uL): 1.0

Operator: LJR/VTS

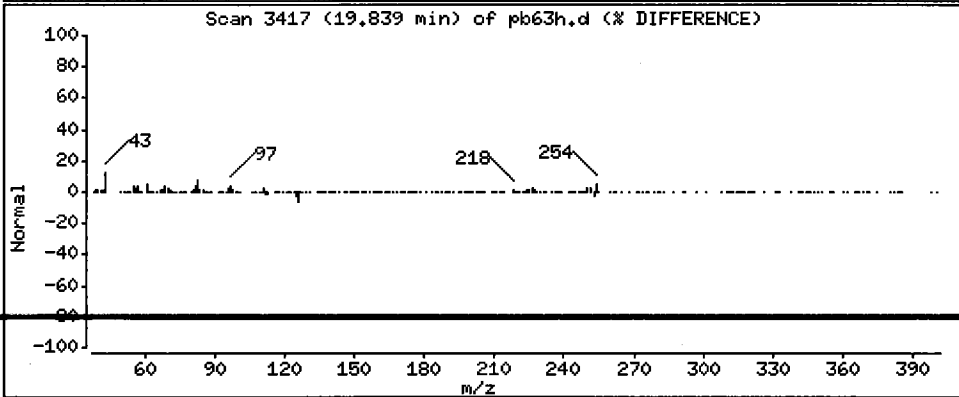
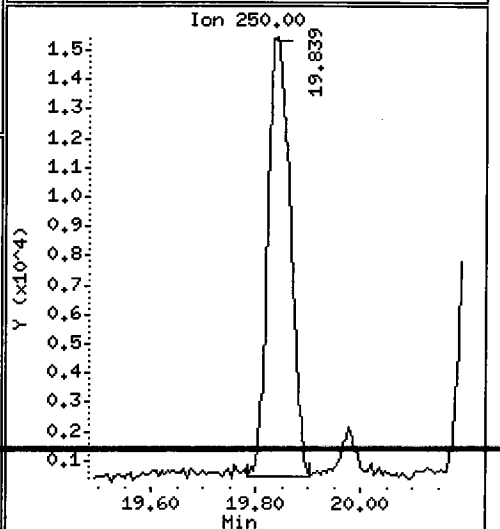
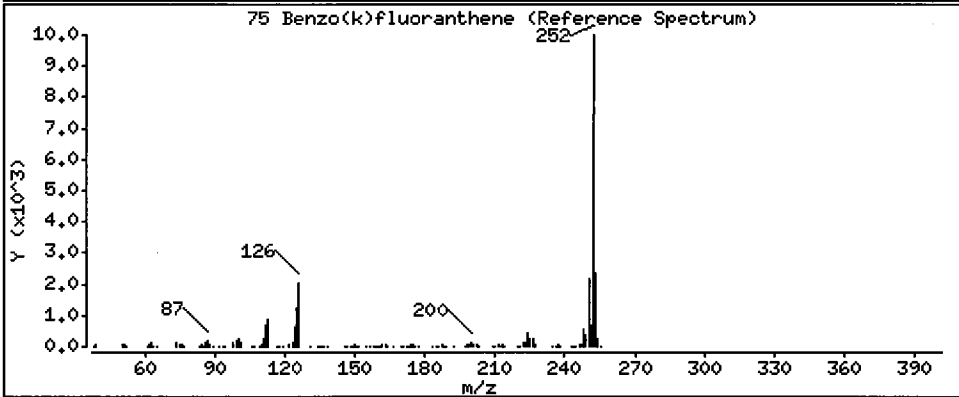
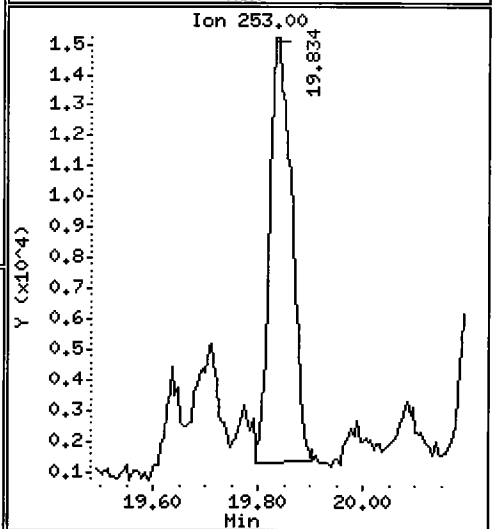
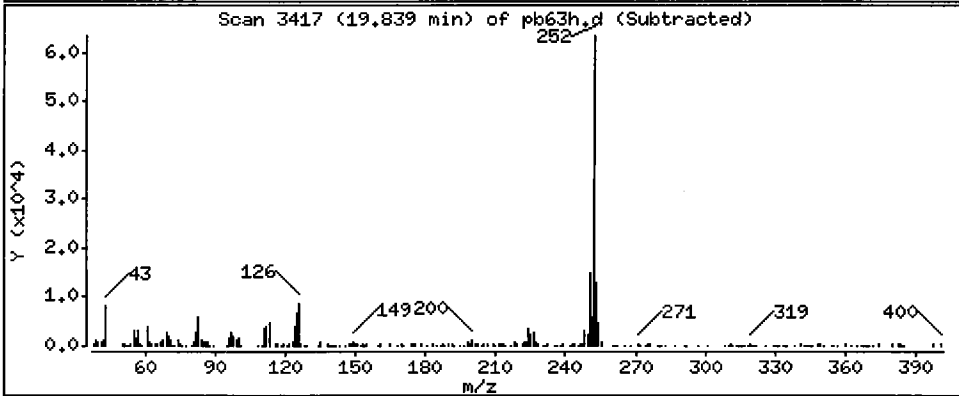
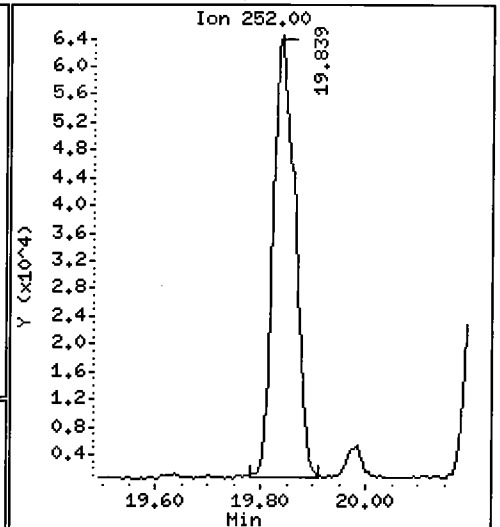
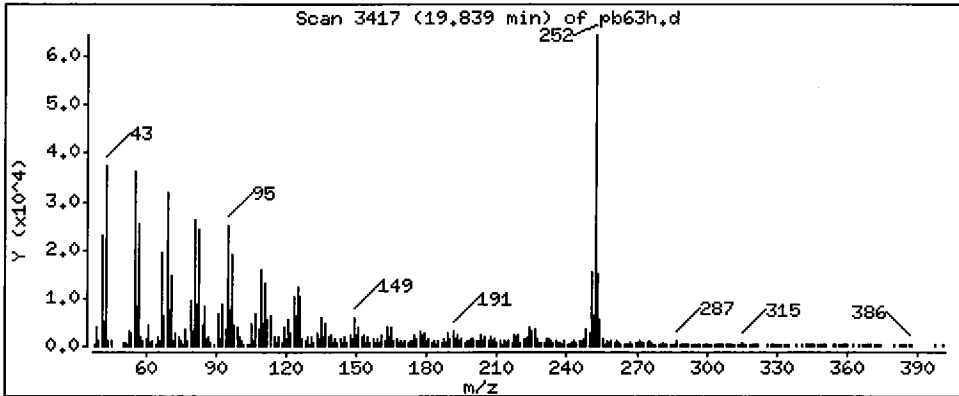
Column phase: ZB-5

Column diameter: 0.32

75 Benzo(k)fluoranthene

Concentration: 237.7 ug/kg

KL



Date : 16-JUN-2009 18:28

Client ID: 3SED10-B

Instrument: nt6.i

Sample Info: PB63H

Volume Injected (uL): 1.0

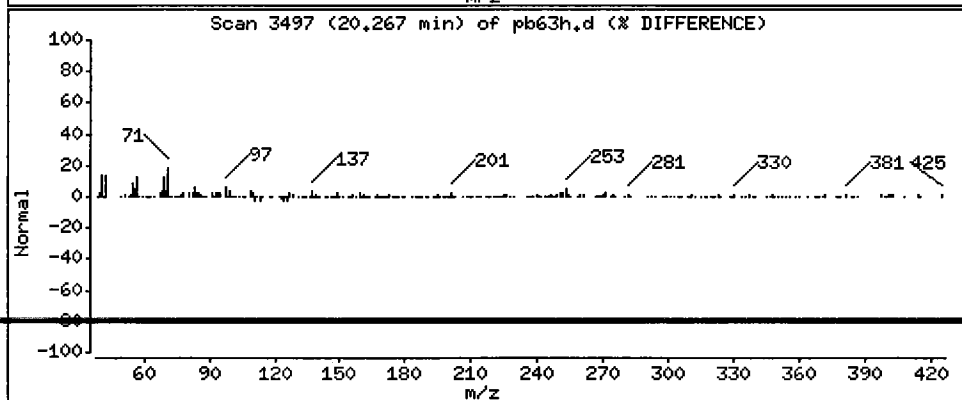
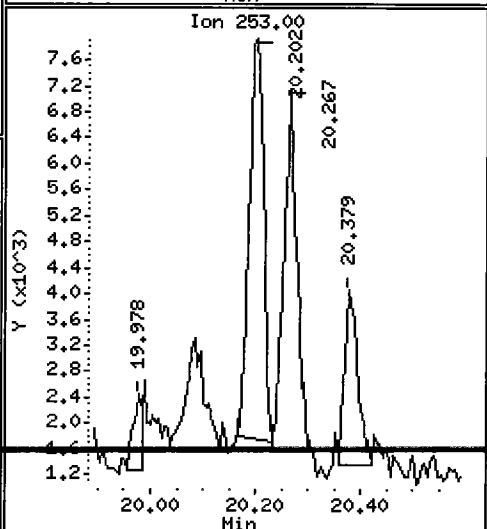
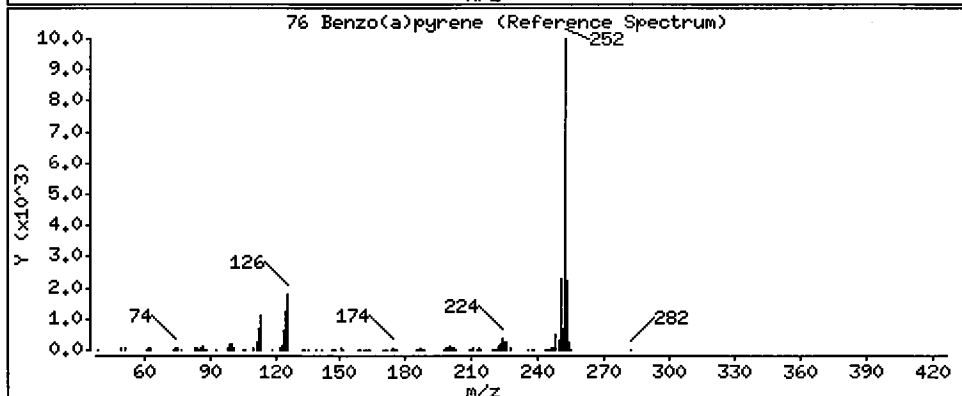
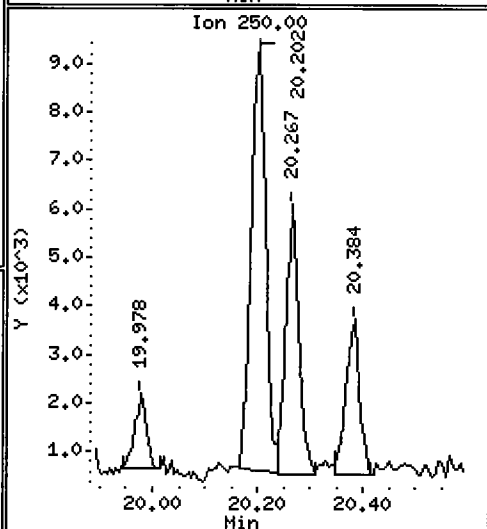
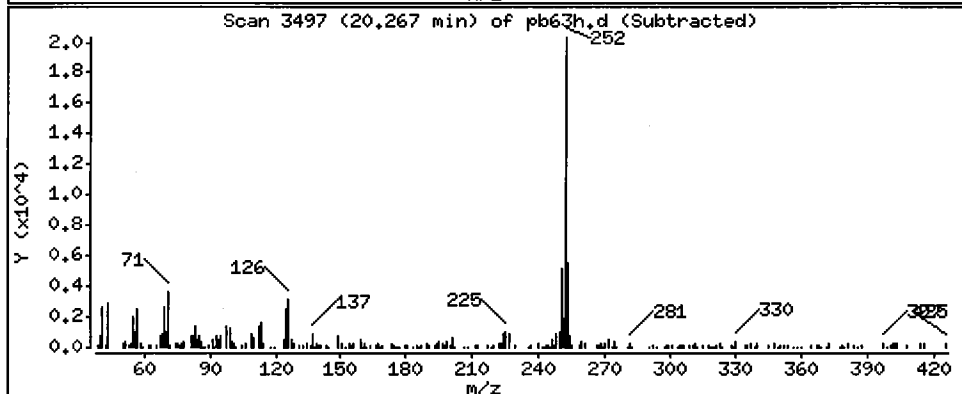
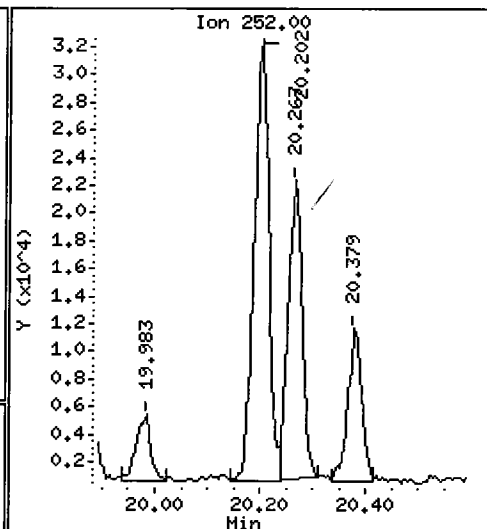
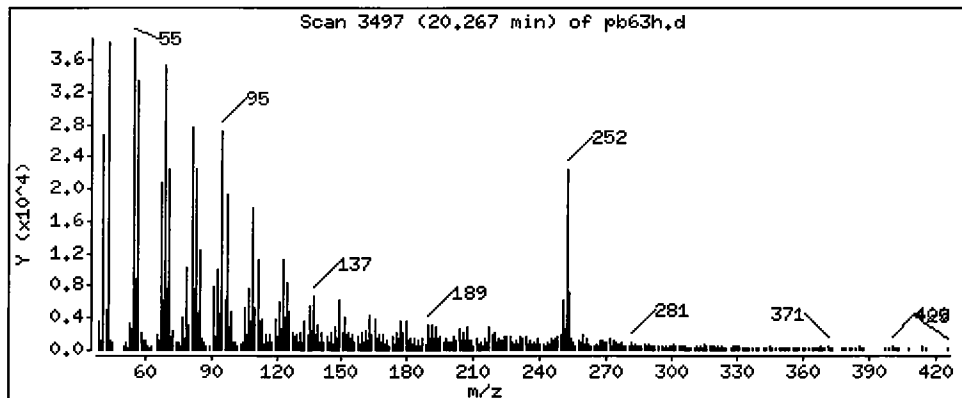
Operator: LJR/VTS

Column phase: ZB-5

Column diameter: 0.32

76 Benzo(a)pyrene

Concentration: 60.32 ug/kg



Date: 16-JUN-2009 18:28

Client ID: 3SED10-B

Instrument: nt6.i

Sample Info: PB63H

Volume Injected (uL): 1.0

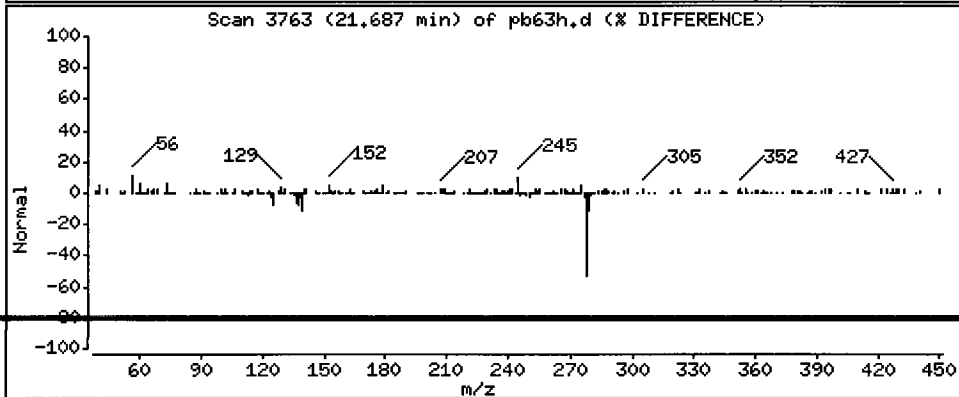
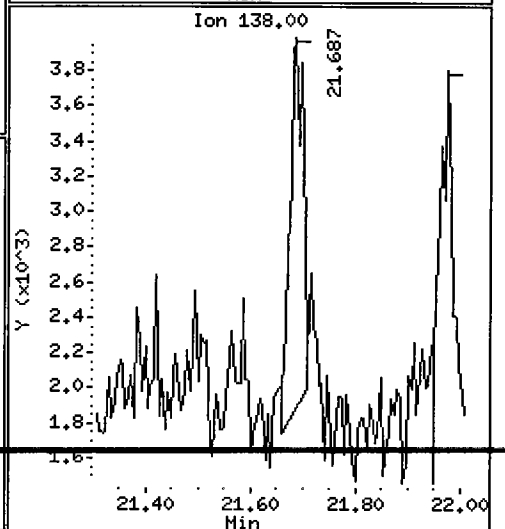
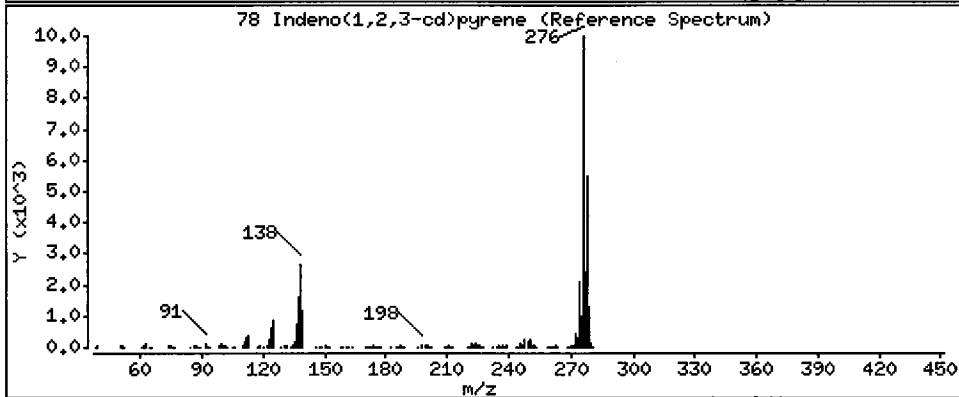
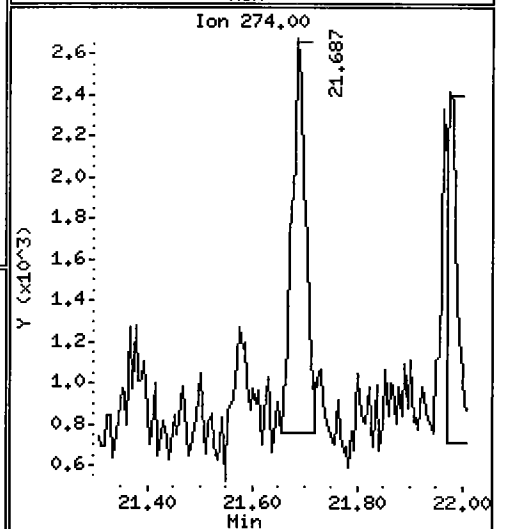
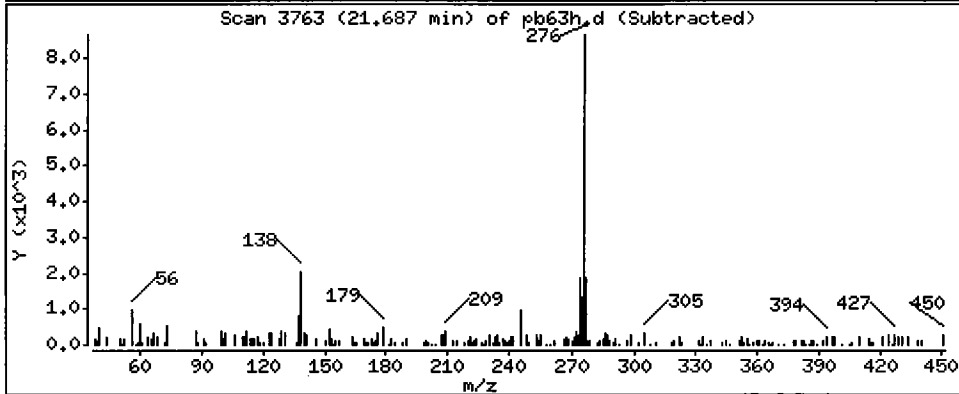
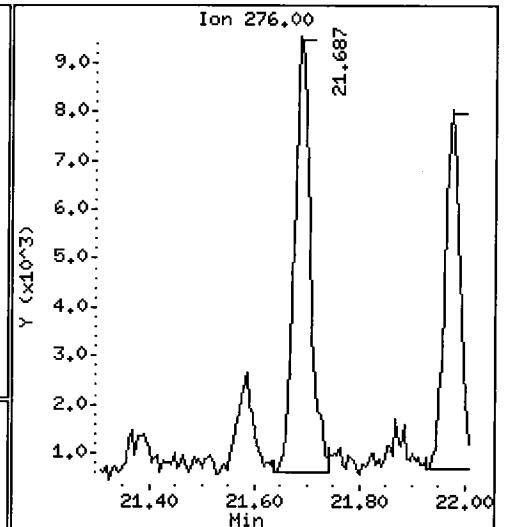
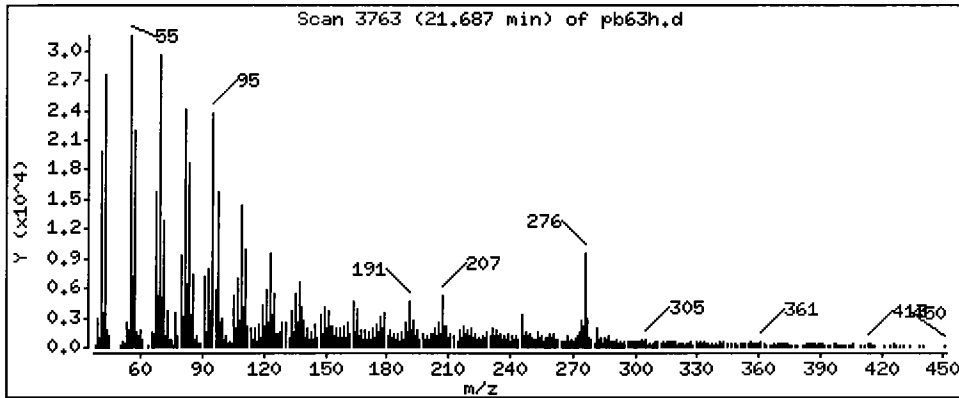
Operator: LJR/VTS

Column phase: ZB-5

Column diameter: 0.32

78 Indeno(1,2,3-cd)pyrene

Concentration: 21.14 ug/kg



Date: 16-JUN-2009 18:28

Client ID: 3SED10-B

Instrument: nt6.i

Sample Info: PB63H

Volume Injected (uL): 1.0

Operator: LJR/VTS

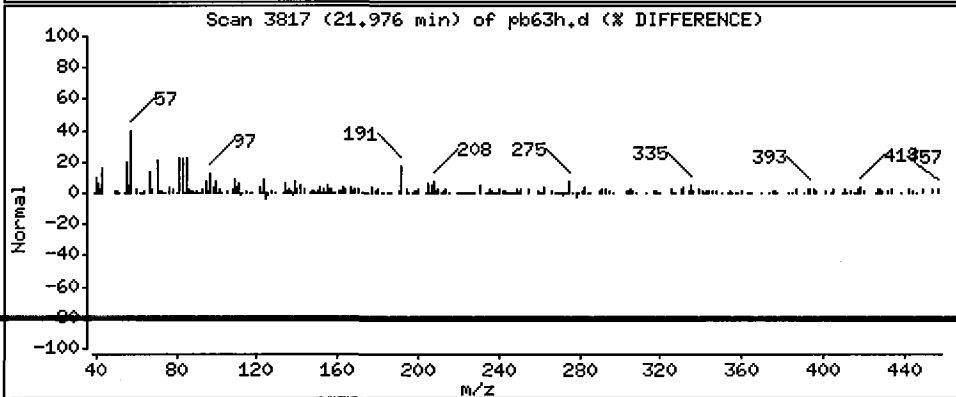
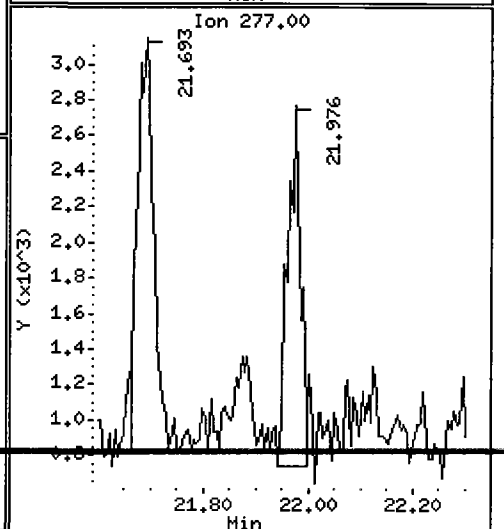
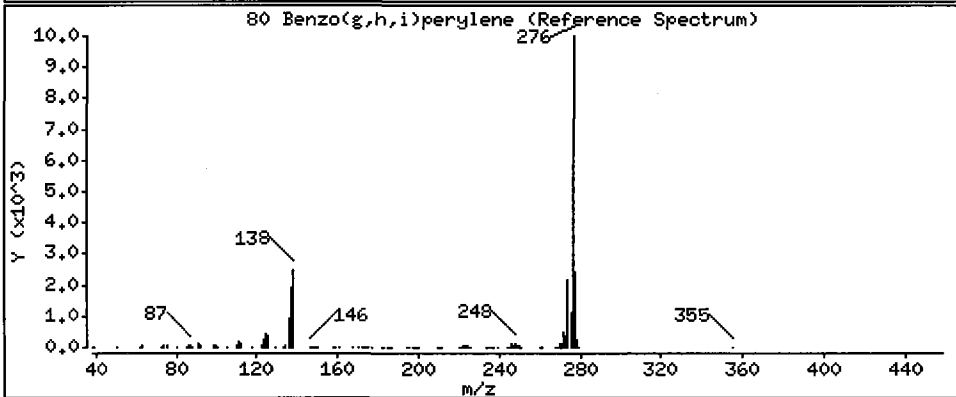
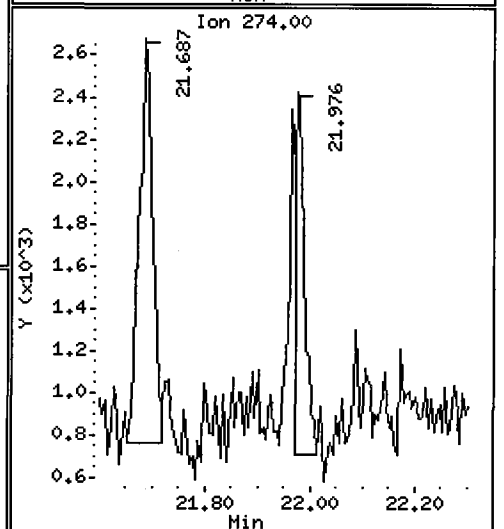
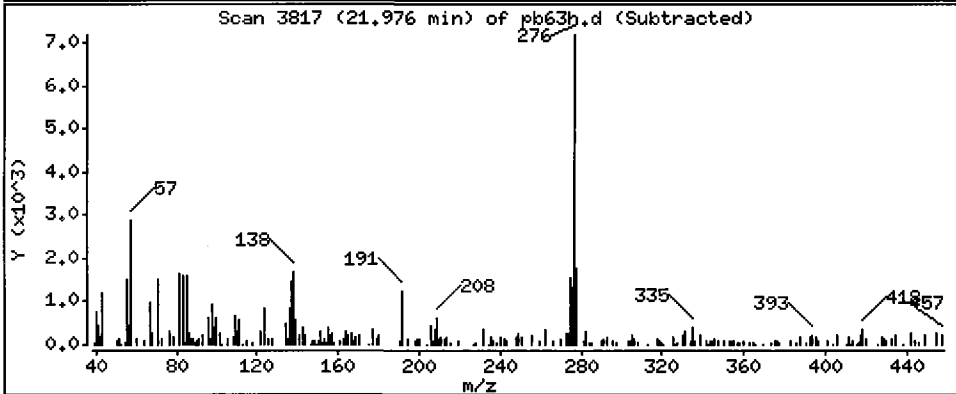
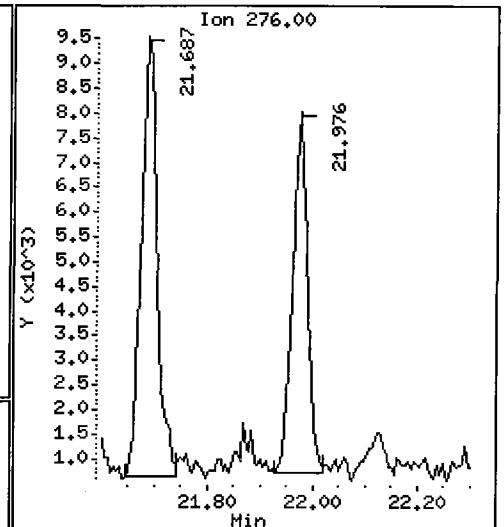
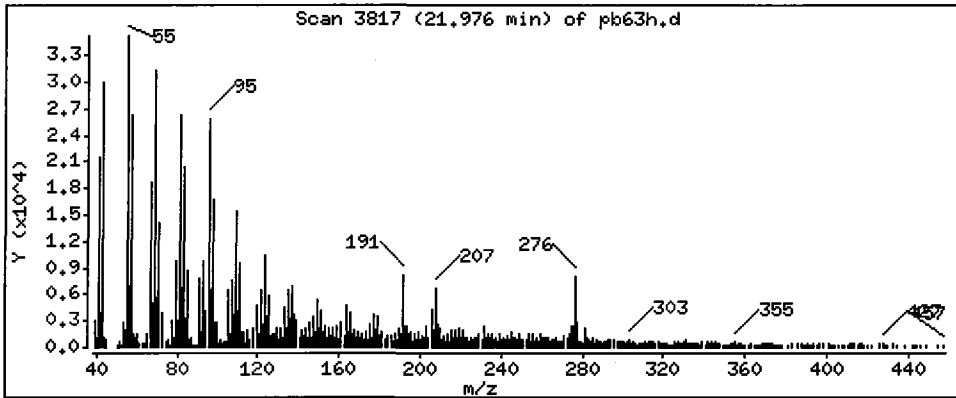
Column phase: ZB-5

Column diameter: 0.32

80 Benzo(g,h,i)perylene

Concentration: 18.34 ug/kg

Handwritten initials



ORGANICS ANALYSIS DATA SHEET

PSDDA Semivolatiles by SW8270D GC/MS

Page 1 of 2

**Sample ID: 3SED10-C
SAMPLE**

Lab Sample ID: PB63I

LIMS ID: 09-12950

Matrix: Sediment

Data Release Authorized: *AB*

Reported: 06/18/09

QC Report No: PB63-ENVIROMENTAL SCIENCE CORP.

Project: JELD-WEN NORD DOOR

008.0228.00017

Date Sampled: 06/05/09

Date Received: 06/05/09

Date Extracted: 06/10/09

Date Analyzed: 06/16/09 19:01

Instrument/Analyst: NT6/LJR

GPC Cleanup: Yes

Sample Amount: 25.5 g-dry-wt

Final Extract Volume: 0.5 mL

Dilution Factor: 1.00

Percent Moisture: 39.7%

CAS Number	Analyte	RL	Result
108-95-2	Phenol	20	< 20 U
541-73-1	1,3-Dichlorobenzene	20	< 20 U
106-46-7	1,4-Dichlorobenzene	20	< 20 U
100-51-6	Benzyl Alcohol	20	< 20 U
95-50-1	1,2-Dichlorobenzene	20	< 20 U
95-48-7	2-Methylphenol	20	< 20 U
106-44-5	4-Methylphenol	20	18 J
67-72-1	Hexachloroethane	20	< 20 U
105-67-9	2,4-Dimethylphenol	20	< 20 U
65-85-0	Benzoic Acid	200	< 200 U
120-82-1	1,2,4-Trichlorobenzene	20	< 20 U
91-20-3	Naphthalene	20	< 20 U
87-68-3	Hexachlorobutadiene	20	< 20 U
91-57-6	2-Methylnaphthalene	20	11 J
131-11-3	Dimethylphthalate	20	< 20 U
208-96-8	Acenaphthylene	20	< 20 U
83-32-9	Acenaphthene	20	< 20 U
132-64-9	Dibenzofuran	20	< 20 U
84-66-2	Diethylphthalate	20	< 20 U
86-73-7	Fluorene	20	12 J
86-30-6	N-Nitrosodiphenylamine	20	< 20 U
118-74-1	Hexachlorobenzene	20	< 20 U
87-86-5	Pentachlorophenol	98	87 J
85-01-8	Phenanthrene	20	33
120-12-7	Anthracene	20	36
84-74-2	Di-n-Butylphthalate	20	< 20 U
206-44-0	Fluoranthene	20	200
129-00-0	Pyrene	20	180
85-68-7	Butylbenzylphthalate	20	< 20 U
56-55-3	Benzo (a) anthracene	20	87
117-81-7	bis (2-Ethylhexyl) phthalate	20	47
218-01-9	Chrysene	20	440
117-84-0	Di-n-Octyl phthalate	20	< 20 U
205-99-2	Benzo (b) fluoranthene	20	310
207-08-9	Benzo (k) fluoranthene	20	310
50-32-8	Benzo (a) pyrene	20	33
193-39-5	Indeno (1,2,3-cd) pyrene	20	35

ORGANICS ANALYSIS DATA SHEET
PSDDA Semivolatiles by SW8270D GC/MS
 Page 2 of 2

Sample ID: 3SED10-C
SAMPLE

Lab Sample ID: PB63I
 LIMS ID: 09-12950
 Matrix: Sediment
 Date Analyzed: 06/16/09 19:01

QC Report No: PB63-ENVIROMENTAL SCIENCE CORP.
 Project: JELD-WEN NORD DOOR
 008.0228.00017

CAS Number	Analyte	RL	Result
53-70-3	Dibenz(a,h)anthracene	20	< 20 U
191-24-2	Benzo(g,h,i)perylene	20	28
90-12-0	1-Methylnaphthalene	20	< 20 U

Reported in µg/kg (ppb)

Semivolatile Surrogate Recovery

d5-Nitrobenzene	59.6%	2-Fluorobiphenyl	73.6%
d14-p-Terphenyl	72.0%	d4-1,2-Dichlorobenzene	52.8%
d5-Phenol	61.6%	2-Fluorophenol	58.9%
2,4,6-Tribromophenol	72.3%	d4-2-Chlorophenol	61.9%

Analytical Resources, Inc.

Semivolatiles Report SW846 Method 8270D

Data file : /chem1/nt6.i/20090616.b/pb63i.d
 Lab Smp Id: PB63I Client Smp ID: 3SED10-C
 Inj Date : 16-JUN-2009 19:01 Inst ID: nt6.i
 Operator : LJR/VTS
 Smp Info : PB63I
 Misc Info : 09-12950
 Comment : 1ul Injection
 Method : /chem1/nt6.i/20090616.b/SW846.m
 Meth Date : 17-Jun-2009 11:06 jeff Quant Type: ISTD
 Cal Date : 11-JUN-2009 14:21 Cal File: 0050611a.d
 Als bottle: 14
 Dil Factor: 1.00000
 Integrator: HP RTE Compound Sublist: PSDDA.sub
 Target Version: 3.50

LJR
6/17/09

Concentration Formula: Amt * DF * Vt / (Ws * (100 - M) / 100) * CpndVariable

Name	Value	Description
DF	1.00000	Dilution Factor
Vt	500.00000	Volume of final extract (uL)
Ws	42.20000	Weight of sample extracted (g)
M	39.70000	% Moisture

Cpnd Variable

Local Compound Variable

Compounds	QUANT SIG	MASS	RT	EXP RT	REL RT	RESPONSE	CONCENTRATIONS	
							ON-COLUMN (ug/mL)	FINAL (ug/kg)
\$ 1 2-Fluorophenol	112	4.692	4.638	(0.696)	170209	22.1257	434.7	
\$ 2 Phenol-d5	99	6.497	6.428	(0.964)	238368	23.0742	453.4	
3 Phenol	94	Compound Not Detected.						
\$ 5 2-Chlorophenol-d4	132	6.465	6.438	(0.959)	146209	23.2261	456.4	
4 Bis(2-Chloroethyl) ether	93	Compound Not Detected.						
6 2-Chlorophenol	128	Compound Not Detected.						
7 1,3-Dichlorobenzene	146	Compound Not Detected.						
* 8 1,4-Dichlorobenzene-d4	152	6.743	6.732	(1.000)	93310	20.0000		
9 1,4-Dichlorobenzene	146	Compound Not Detected.						
\$ 10 1,2-Dichlorobenzene-d4	152	7.042	7.036	(1.044)	61104	13.1509	258.4	
12 1,2-Dichlorobenzene	146	Compound Not Detected.						
11 Benzyl alcohol	108	Compound Not Detected.						
14 2,2'-oxybis(1-Chloropropane)	45	Compound Not Detected.						
13 2-Methylphenol	108	Compound Not Detected.						
17 Hexachloroethane	117	Compound Not Detected.						

Compounds	QUANT SIG MASS	RT	EXP RT	REL RT	RESPONSE	CONCENTRATIONS	
						ON-COLUMN (ug/mL)	FINAL (ug/kg)
16 N-Nitroso-di-n-propylamine	70				Compound Not Detected.		
15 4-Methylphenol	108	7.645	7.629	(1.134)	6791	0.90925 LDL	17.87
\$ 18 Nitrobenzene-d5	82	7.704	7.704	(0.874)	148451	14.8915	292.6
19 Nitrobenzene	77				Compound Not Detected.		
20 Isophorone	82				Compound Not Detected.		
21 2-Nitrophenol	139				Compound Not Detected.		
22 2,4-Dimethylphenol	107				Compound Not Detected.		
23 Bis(2-Chloroethoxy)methane	93				Compound Not Detected.		
24 Benzoic acid	105				Compound Not Detected.		
25 2,4-Dichlorophenol	162				Compound Not Detected.		
26 1,2,4-Trichlorobenzene	180				Compound Not Detected.		
* 27 Naphthalene-d8	136	8.810	8.804	(1.000)	324596	20.0000	
28 Naphthalene	128				Compound Not Detected.		
29 4-Chloroaniline	127				Compound Not Detected.		
30 Hexachlorobutadiene	225				Compound Not Detected.		
31 4-Chloro-3-methylphenol	107				Compound Not Detected.		
32 2-Methylnaphthalene	141	9.963	9.958	(1.131)	5967	0.56766 LDL	11.15
33 Hexachlorocyclopentadiene	237				Compound Not Detected.		
34 2,4,6-Trichlorophenol	196				Compound Not Detected.		
35 2,4,5-Trichlorophenol	196				Compound Not Detected.		
\$ 36 2-Fluorobiphenyl	172	10.626	10.626	(0.913)	229149	18.3640	360.8
37 2-Chloronaphthalene	162				Compound Not Detected.		
38 2-Nitroaniline	65				Compound Not Detected.		
39 Dimethylphthalate	163				Compound Not Detected.		
40 Acenaphthylene	152				Compound Not Detected.		
41 2,6-Dinitrotoluene	165				Compound Not Detected.		
* 42 Acenaphthene-d10	164	11.641	11.635	(1.000)	167993	20.0000	
43 3-Nitroaniline	138				Compound Not Detected.		
44 Acenaphthene	153				Compound Not Detected.		
45 2,4-Dinitrophenol	184				Compound Not Detected.		
46 Dibenzofuran	168				Compound Not Detected.		
47 4-Nitrophenol	109				Compound Not Detected.		
48 2,4-Dinitrotoluene	165				Compound Not Detected.		
50 Diethylphthalate	149				Compound Not Detected.		
49 Fluorene	166	12.500	12.495	(1.074)	7517	0.60358 LDL	11.86
51 4-Chlorophenyl-phenylether	204				Compound Not Detected.		
52 4-Nitroaniline	138				Compound Not Detected.		
53 4,6-Dinitro-2-methylphenol	198				Compound Not Detected.		
54 N-Nitrosodiphenylamine	169				Compound Not Detected.		
\$ 55 2,4,6-Tribromophenol	330	12.928	12.917	(1.111)	43341	27.0576	531.7
56 4-Bromophenyl-phenylether	248				Compound Not Detected.		
57 Hexachlorobenzene	284				Compound Not Detected.		
58 Pentachlorophenol	266	13.841	13.825	(0.990)	6840	4.42472 LDL	86.94
* 59 Phenanthrene-d10	188	13.975	13.964	(1.000)	260789	20.0000	
60 Phenanthrene	178	14.007	14.001	(1.002)	27723	1.67482	32.91
61 Anthracene	178	14.076	14.071	(1.007)	31040	1.84968	36.34
62 Carbazole	167				Compound Not Detected.		

Compounds	QUANT SIG MASS	RT	EXP RT	REL RT	RESPONSE	CONCENTRATIONS	
						ON-COLUMN (ug/mL)	FINAL (ug/kg)
63 Di-n-butylphthalate	149						
64 Fluoranthene	202	15.924	15.903	(1.139)	170510	10.0896	198.3
65 Pyrene	202	16.261	16.239	(0.891)	213318	9.19556	180.7
\$ 66 Terphenyl-d14	244	16.634	16.613	(0.912)	269354	18.0095	353.9
67 Butylbenzylphthalate	149						
68 Benzo(a)anthracene	228	18.221	18.183	(0.999)	91412	4.42298	86.91
* 69 Chrysene-d12	240	18.242	18.210	(1.000)	280020	20.0000	
70 3,3'-Dichlorobenzidine	252						
71 Chrysene	228	18.279	18.247	(1.002)	446558	22.5657	443.4
72 bis(2-Ethylhexyl)phthalate	149	18.589	18.557	(0.952)	29552	2.38656	46.89
* 134 Di-n-octylphthalate-d4	153	19.519	19.486	(1.000)	399247	20.0000	
73 Di-n-octylphthalate	149						
74 Benzo(b)fluoranthene	252	19.860	19.812	(0.975)	487592	31.9895	628.6 15.784
75 Benzo(k)fluoranthene	252	19.860	19.844	(0.975)	487592	31.1451	612.0 15.784
76 Benzo(a)pyrene	252	20.293	20.245	(0.996)	23117	1.67542	32.92
* 77 Perylene-d12	264	20.373	20.325	(1.000)	210337	20.0000	
78 Indeno(1,2,3-cd)pyrene	276	21.708	21.660	(1.066)	33047	1.79668	35.30
79 Dibenzo(a,h)anthracene	278						
80 Benzo(g,h,i)perylene	276	21.997	21.954	(1.080)	22445	1.39627	27.44
90 N-Nitrosodimethylamine	74						
91 Aniline	93						
93 Benzidine	184						
103 Pyridine	79						
105 1-methylnaphthalene	141						
111 Azobenzene (1,2-DP-Hydrazine)	77						

Analytical Resources, Inc.

INTERNAL STANDARD COMPOUNDS
 AREA AND RT SUMMARY

Instrument ID: nt6.i	Calibration Date: 16-JUN-2009
Lab File ID: pb63i.d	Calibration Time: 11:54
Lab Smp Id: PB63I	Client Smp ID: 3SED10-C
Analysis Type: SV	Level: LOW
Quant Type: ISTD	Sample Type: Sediment
Operator: LJR/VTS	
Method File: /chem1/nt6.i/20090616.b/SW846.m	
Misc Info: 09-12950	

Test Mode: Use Initial Calibration Level 4.

COMPOUND	STANDARD	AREA LIMIT		SAMPLE	%DIFF
		LOWER	UPPER		
8 1,4-Dichlorobenze	112389	56194	224778	93310	-16.98
27 Naphthalene-d8	384492	192246	768984	324596	-15.58
42 Acenaphthene-d10	217478	108739	434956	167993	-22.75
59 Phenanthrene-d10	336594	168297	673188	260789	-22.52
69 Chrysene-d12	247160	123580	494320	280020	13.30
134 Di-n-octylphthala	347036	173518	694072	399247	15.04
77 Perylene-d12	232938	116469	465876	210337	-9.70

COMPOUND	STANDARD	RT LIMIT		SAMPLE	%DIFF
		LOWER	UPPER		
8 1,4-Dichlorobenze	6.73	6.23	7.23	6.74	0.16
27 Naphthalene-d8	8.80	8.30	9.30	8.81	0.06
42 Acenaphthene-d10	11.64	11.14	12.14	11.64	0.05
59 Phenanthrene-d10	13.96	13.46	14.46	13.97	0.08
69 Chrysene-d12	18.21	17.71	18.71	18.24	0.18
134 Di-n-octylphthala	19.49	18.99	19.99	19.52	0.17
77 Perylene-d12	20.32	19.82	20.82	20.37	0.24

AREA UPPER LIMIT = +100% of internal standard area.
 AREA LOWER LIMIT = - 50% of internal standard area.
 RT UPPER LIMIT = + 0.50 minutes of internal standard RT.
 RT LOWER LIMIT = - 0.50 minutes of internal standard RT.

Analytical Resources, Inc.

RECOVERY REPORT

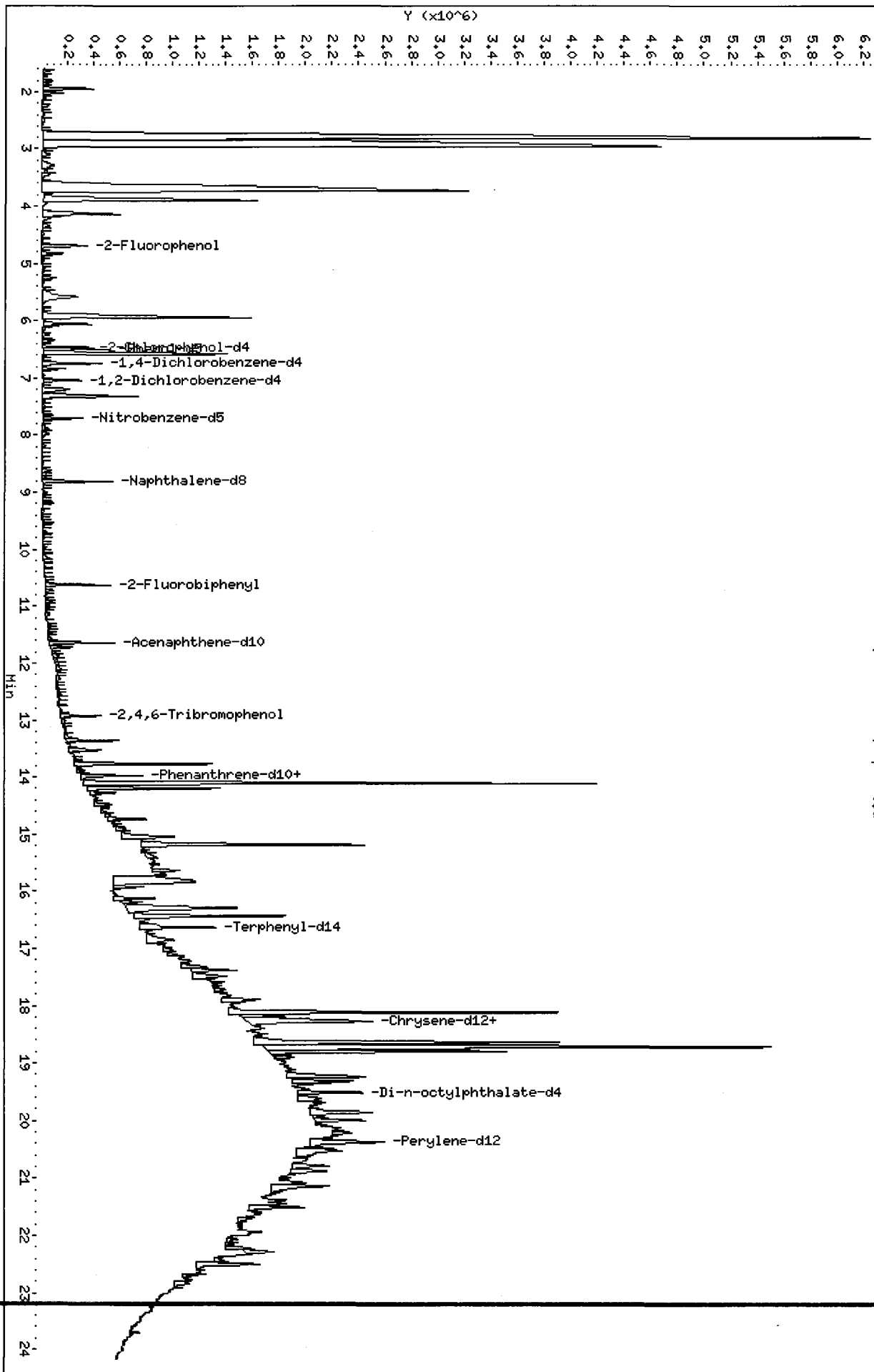
Client Name: ESC Client SDG: PB63
 Sample Matrix: SOLID Fraction: SV
 Lab Smp Id: PB63I Client Smp ID: 3SED10-C
 Level: LOW Operator: LJR/VTS
 Data Type: MS DATA SampleType: SAMPLE
 SpikeList File: PSDDALCS.spk Quant Type: ISTD
 Sublist File: PSDDA.sub
 Method File: /chem1/nt6.i/20090616.b/SW846.m
 Misc Info: 09-12950

SURROGATE COMPOUND	CONC ADDED ug/kg	CONC RECOVERED ug/kg	% RECOVERED	LIMITS
\$ 1 2-Fluorophenol	736.8	434.7	59.00	21-100
\$ 2 Phenol-d5	736.8	453.4	61.53	10-100
\$ 5 2-Chlorophenol-d4	736.8	456.4	61.94	30-100
\$ 10 1,2-Dichlorobenzen	491.2	258.4	52.60	24-100
\$ 18 Nitrobenzene-d5	491.2	292.6	59.57	26-100
\$ 36 2-Fluorobiphenyl	491.2	360.8	73.46	32-100
\$ 55 2,4,6-Tribromophen	736.8	531.7	72.15	33-118
\$ 66 Terphenyl-d14	491.2	353.9	72.04	21-97

Data File: /chem1/nt6.i/20090616.b/pb631.d
Date: 16-JUN-2009 19:01
Client ID: 3SED10-C
Sample Info: PB631
Volume Injected (uL): 1.0
Column phase: ZB-5

Instrument: nt6.i
Operator: LJR/VTS
Column diameter: 0.32

/chem1/nt6.i/20090616.b/pb631.d



Date : 16-JUN-2009 19:01

Client ID: 3SED10-C

Instrument: nt6.i

Sample Info: PB63I

Volume Injected (uL): 1.0

Operator: LJR/VTS

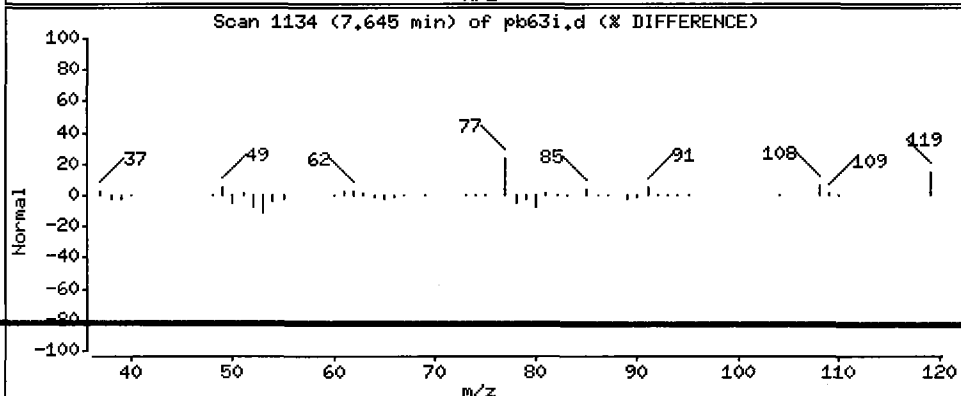
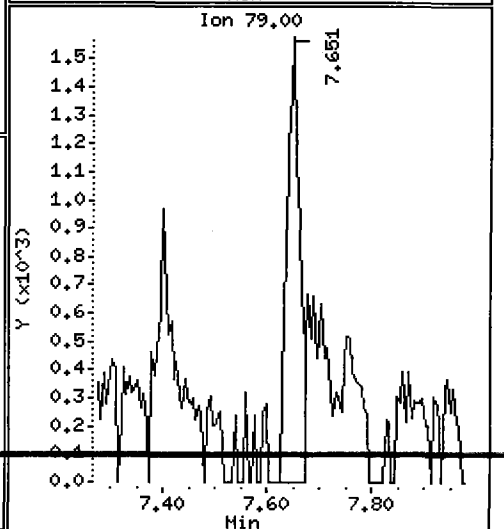
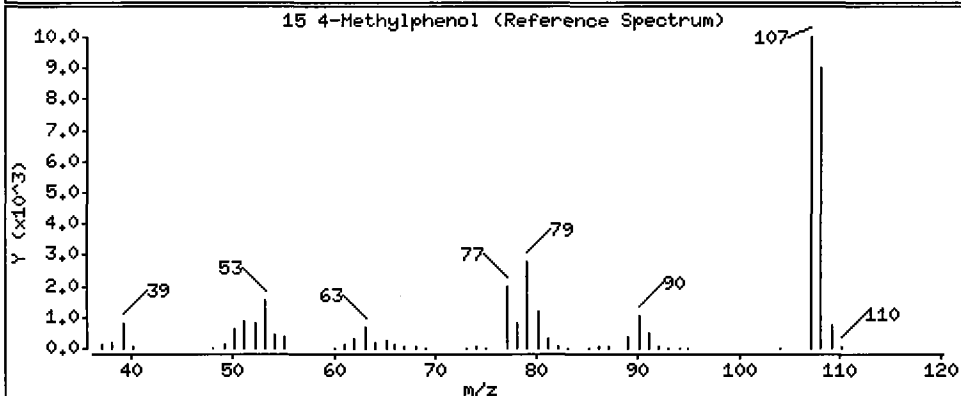
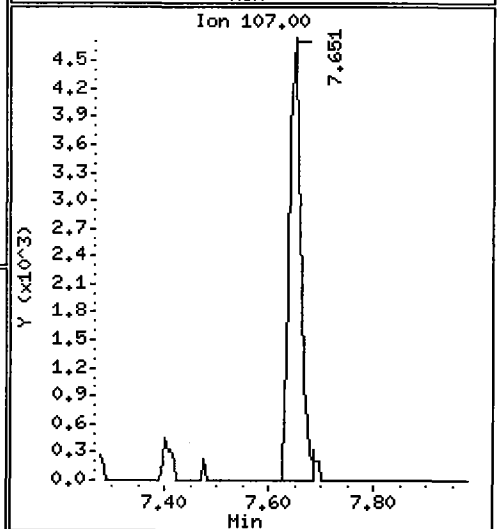
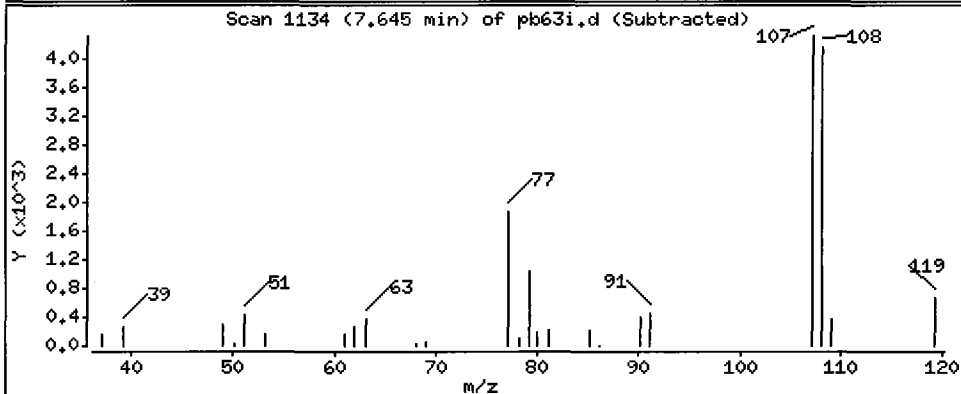
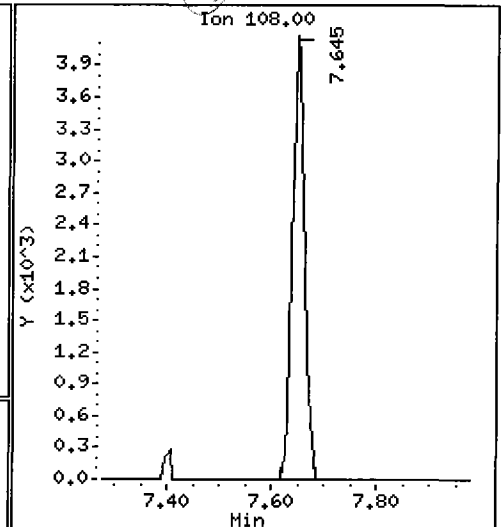
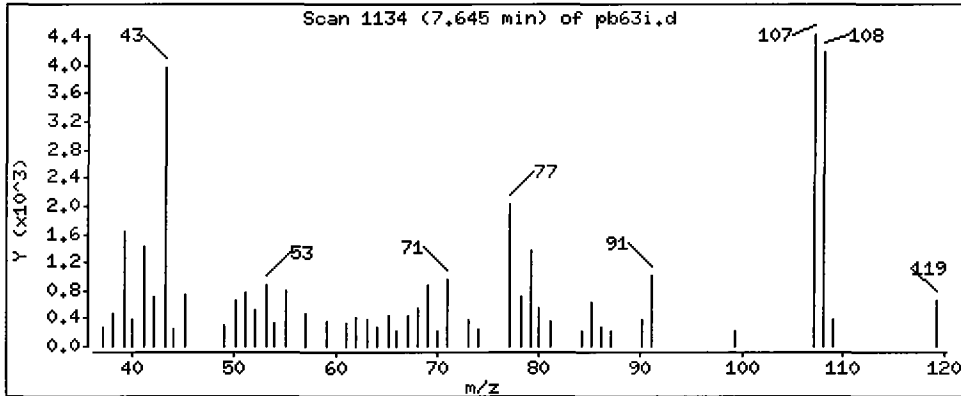
Column phase: ZB-5

Column diameter: 0.32

15 4-Methylphenol

Concentration: 17.87 ug/kg

Handwritten signature



Date : 16-JUN-2009 19:01

Client ID: 3SED10-C

Instrument: nt6.i

Sample Info: PB63I

Volume Injected (uL): 1.0

Operator: LJR/VTS

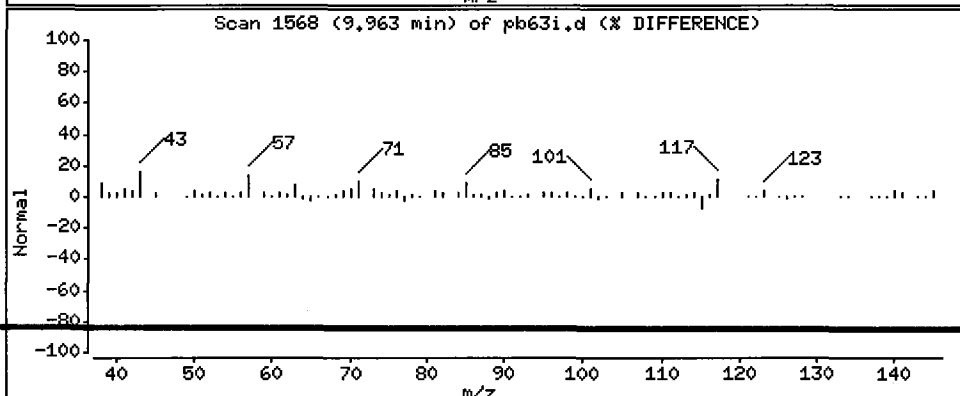
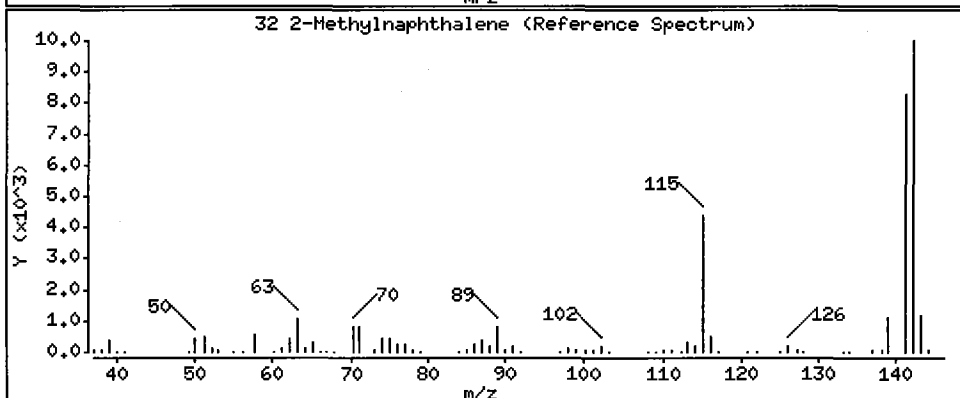
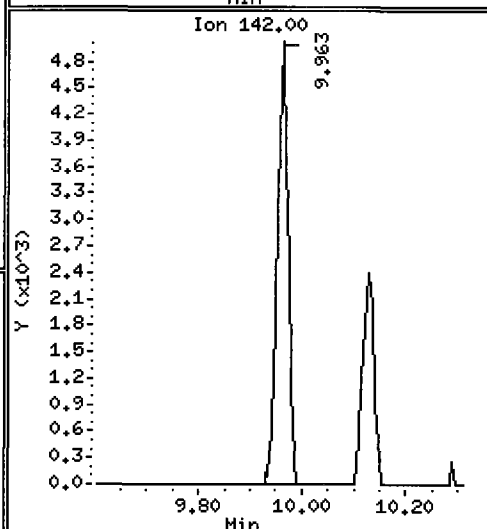
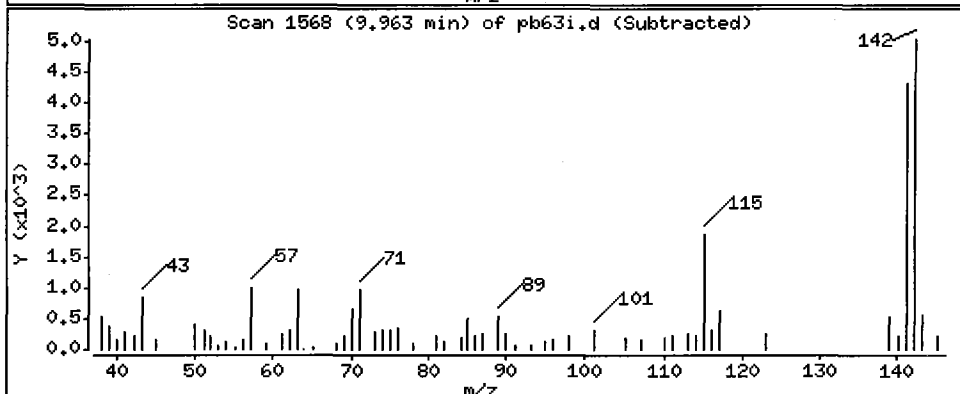
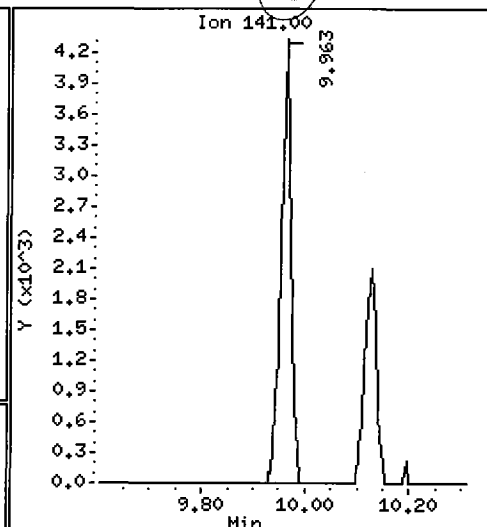
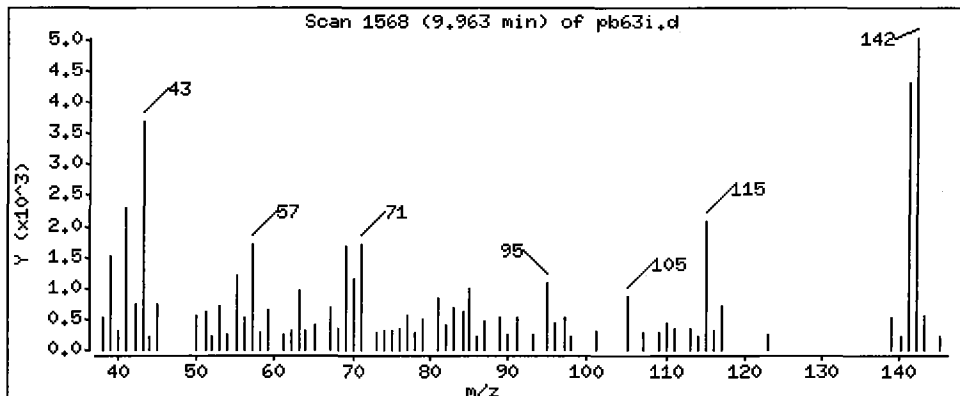
Column phase: ZB-5

Column diameter: 0.32

OK

32 2-Methylnaphthalene

Concentration: 11.15 ug/kg



Date : 16-JUN-2009 19:01

Client ID: 3SED10-C

Instrument: nt6.i

Sample Info: PB63I

Volume Injected (uL): 1.0

Operator: LJR/VTS

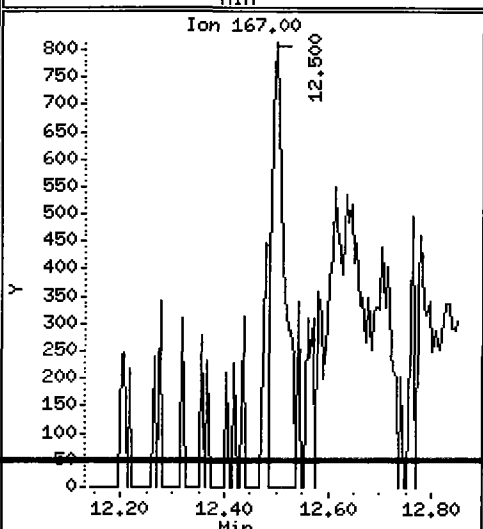
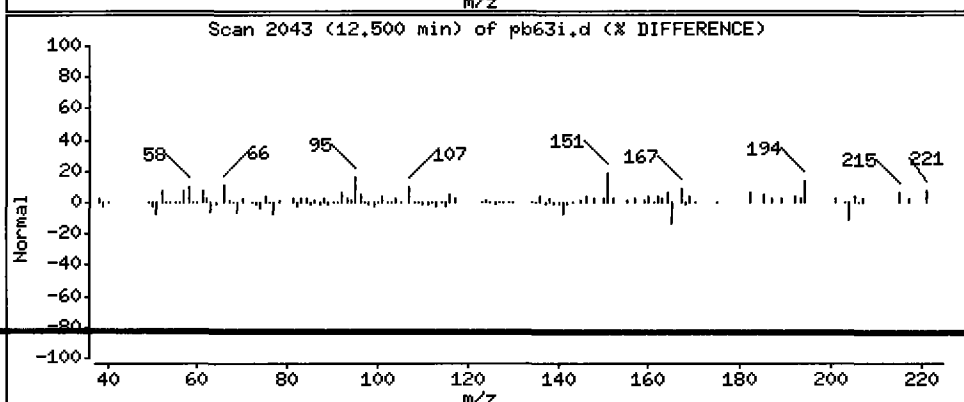
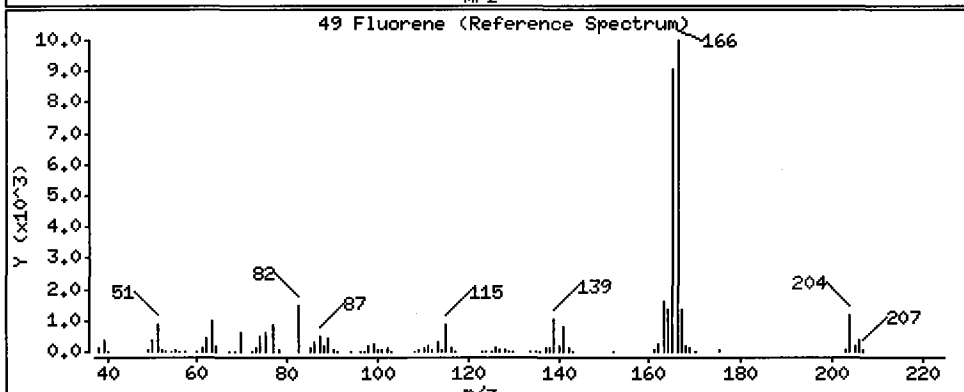
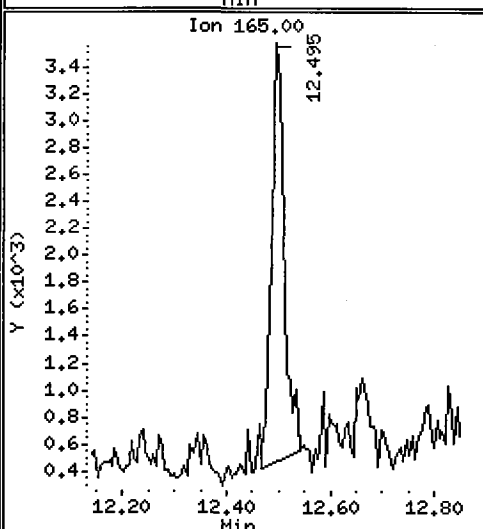
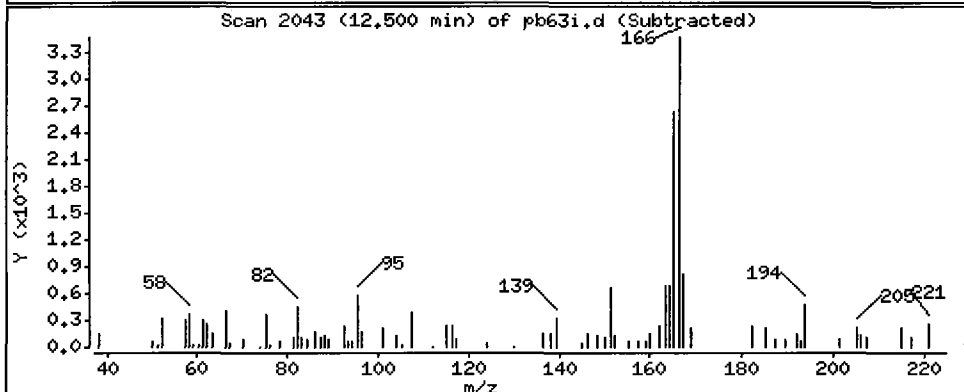
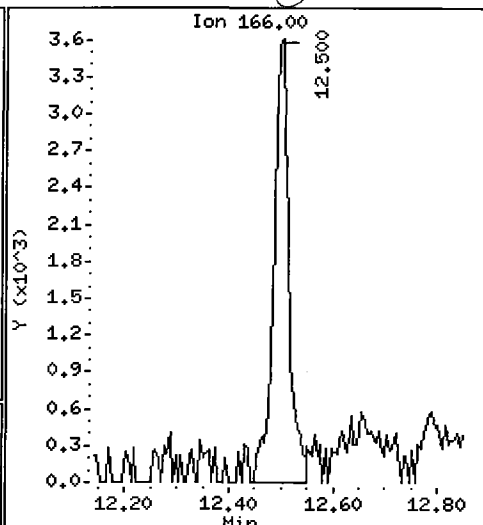
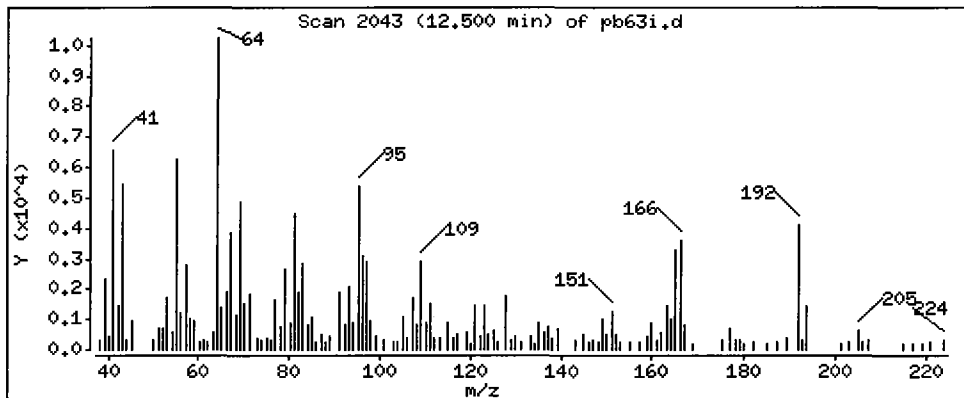
Column phase: ZB-5

Column diameter: 0.32

49 Fluorene

Concentration: 11.86 ug/kg

Qu



Date : 16-JUN-2009 19:01

Client ID: 3SED10-C

Instrument: nt6.i

Sample Info: PB63I

Volume Injected (uL): 1.0

Operator: LJR/VTS

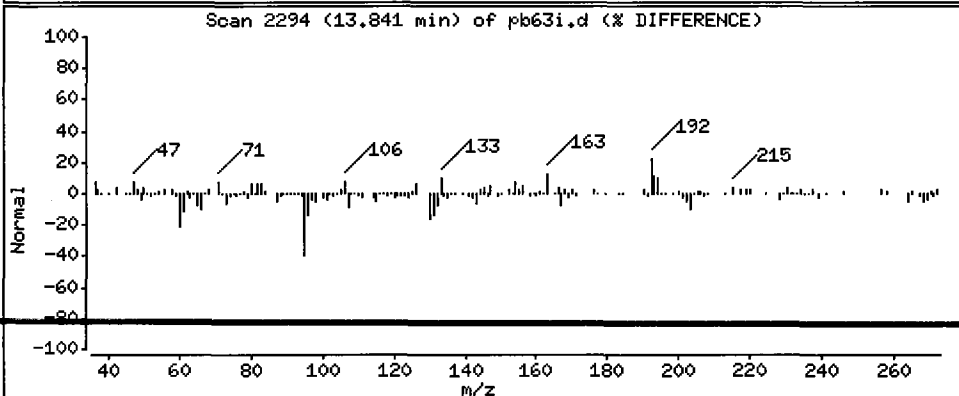
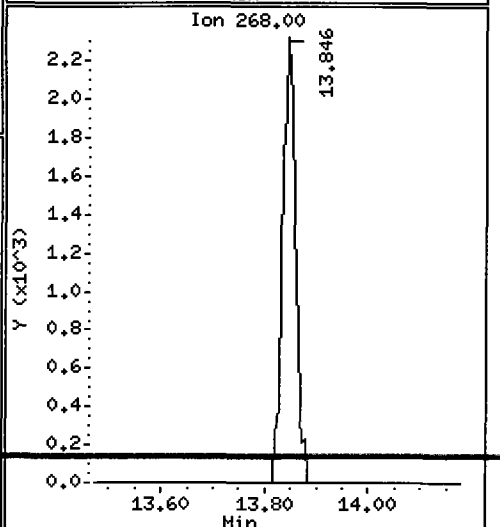
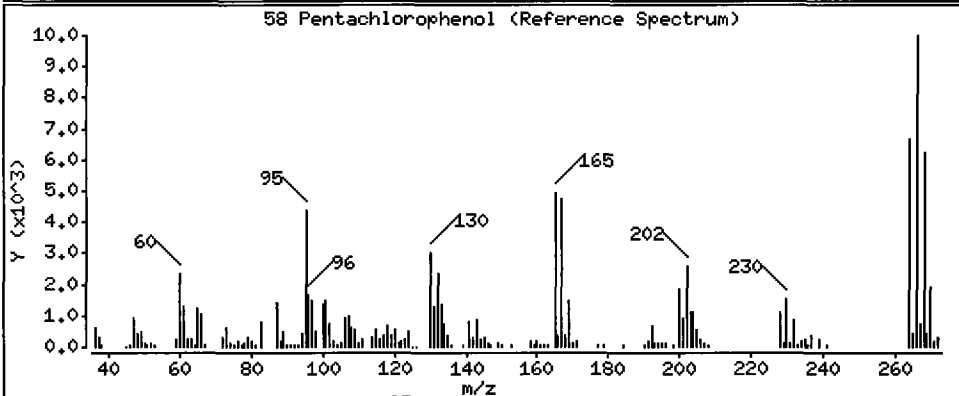
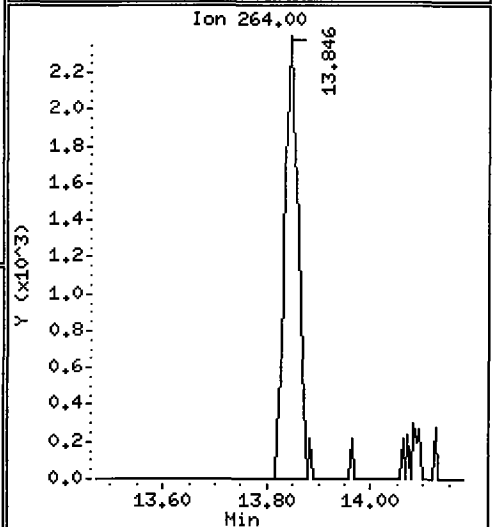
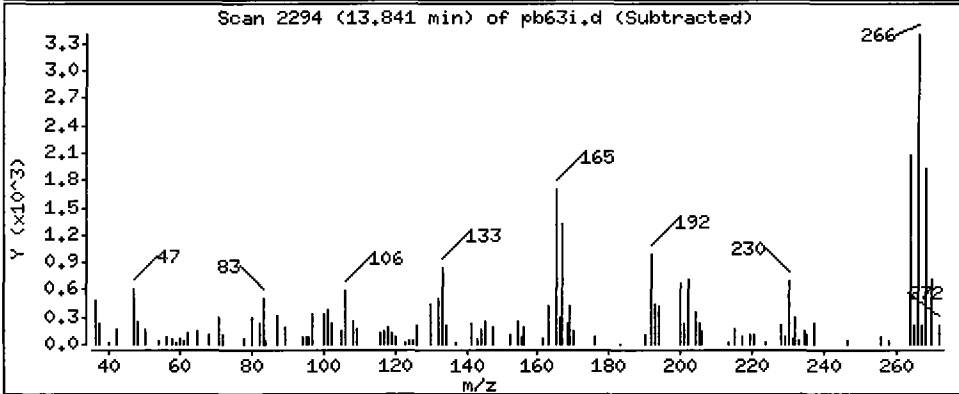
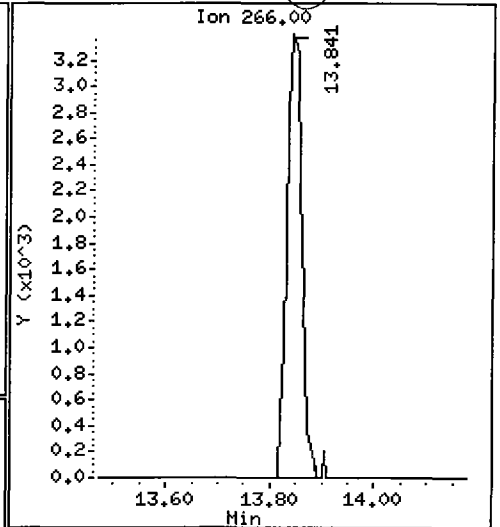
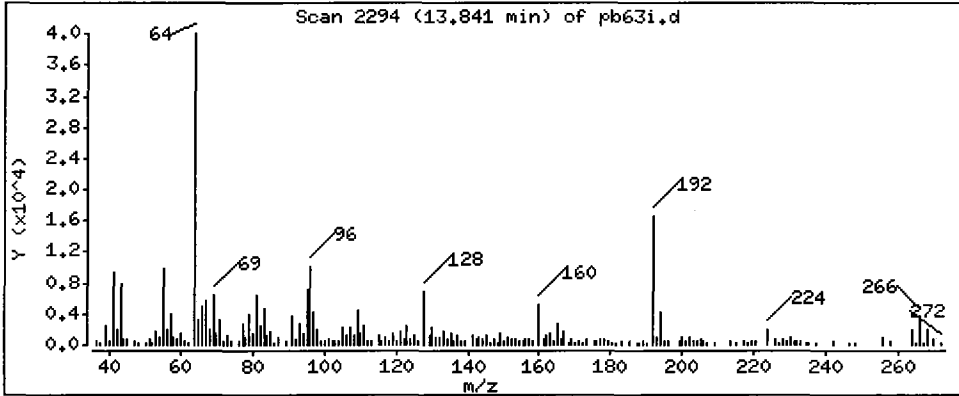
Column phase: ZB-5

Column diameter: 0.32

58 Pentachlorophenol

Concentration: 86.94 ug/kg

500



Date : 16-JUN-2009 19:01

Client ID: 3SED10-C

Instrument: nt6.i

Sample Info: PB63I

Volume Injected (uL): 1.0

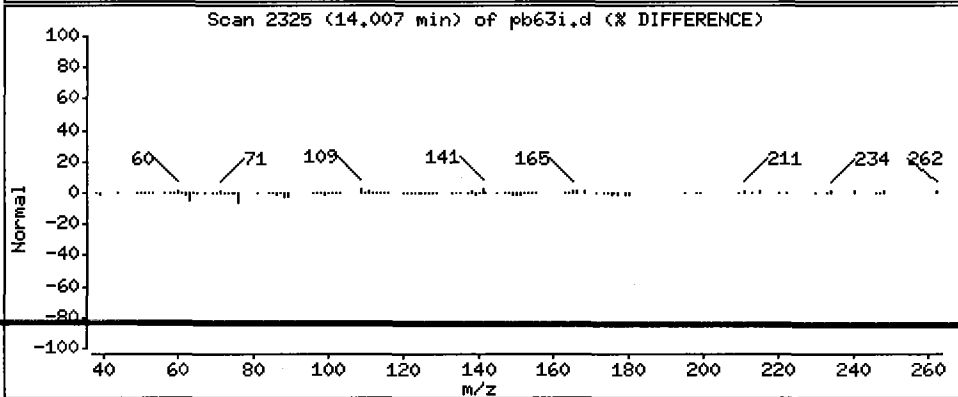
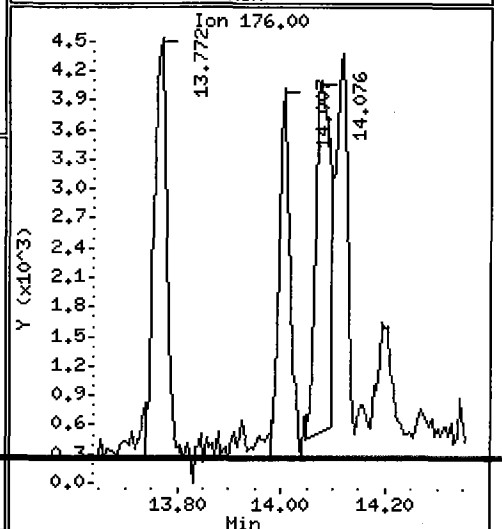
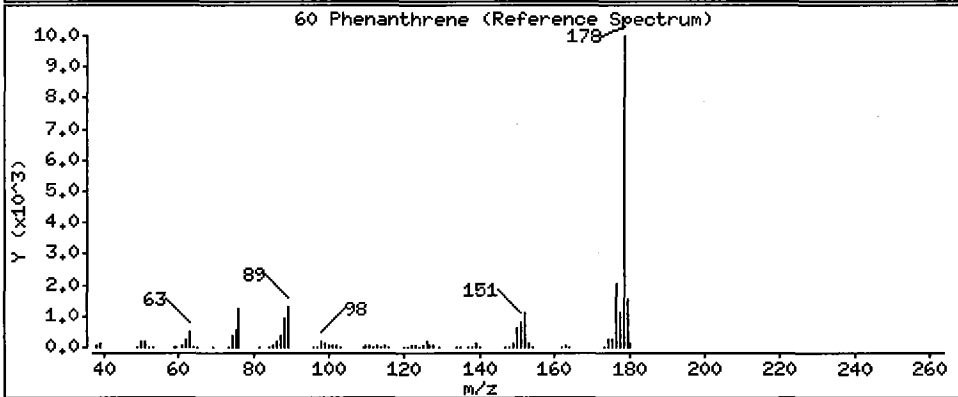
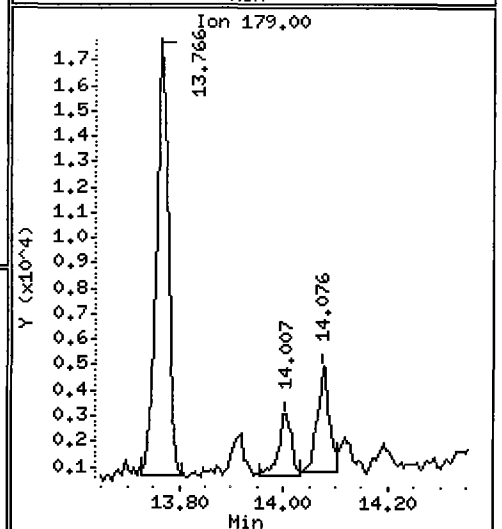
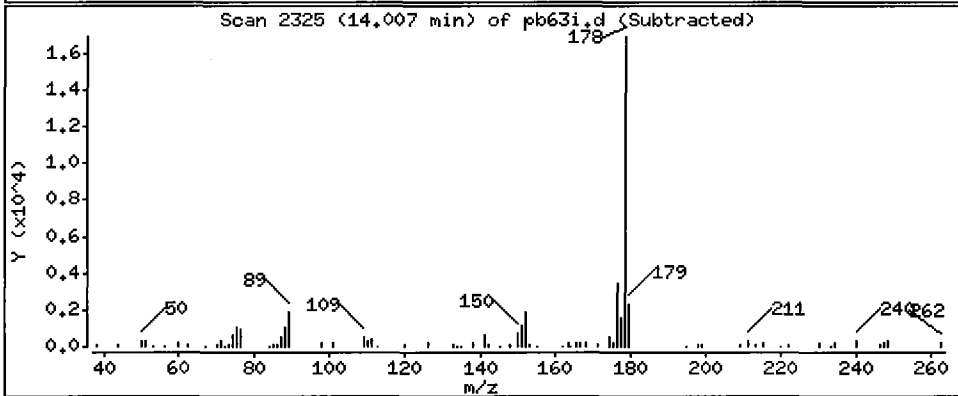
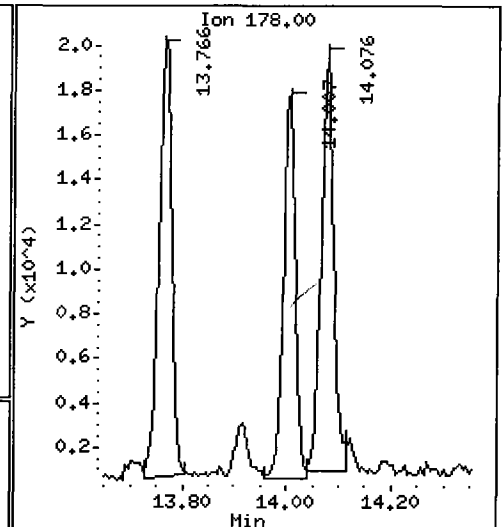
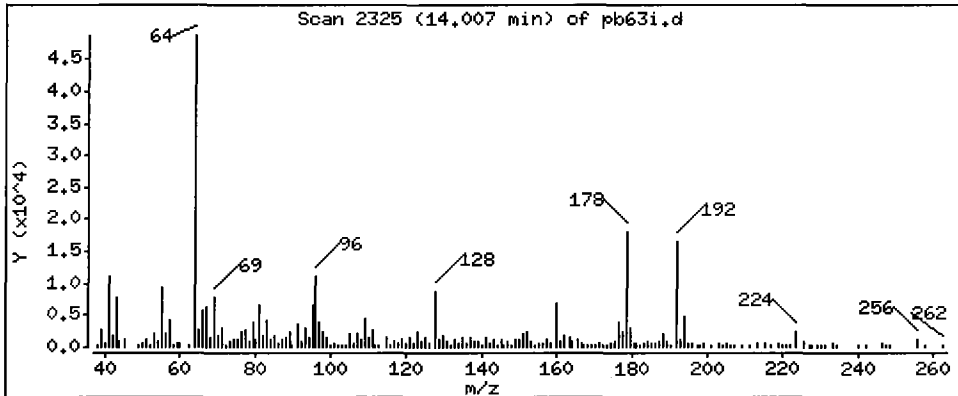
Operator: LJR/VTS

Column phase: ZB-5

Column diameter: 0.32

60 Phenanthrene

Concentration: 32.91 ug/kg



Date : 16-JUN-2009 19:01

Client ID: 3SED10-C

Instrument: nt6.i

Sample Info: PB63I

Volume Injected (uL): 1.0

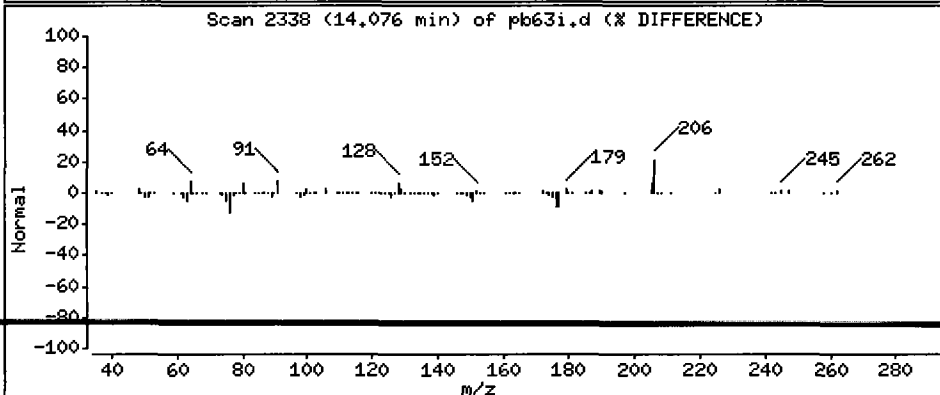
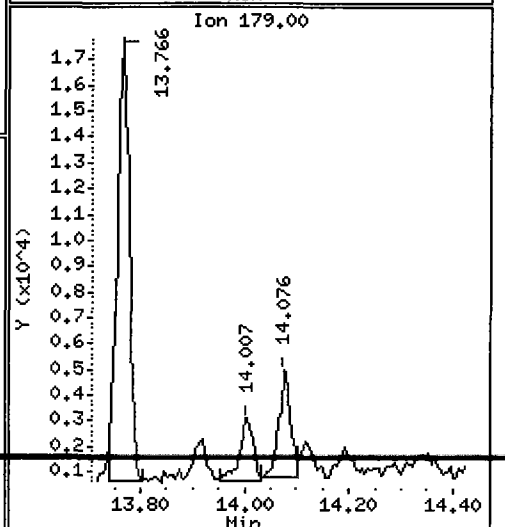
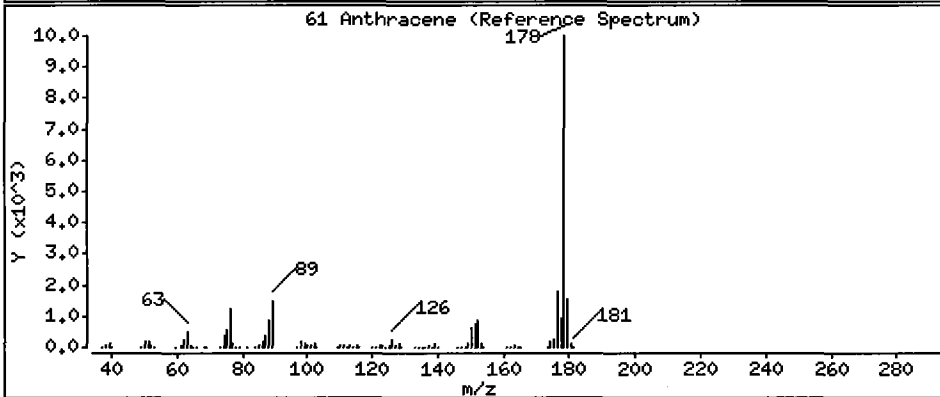
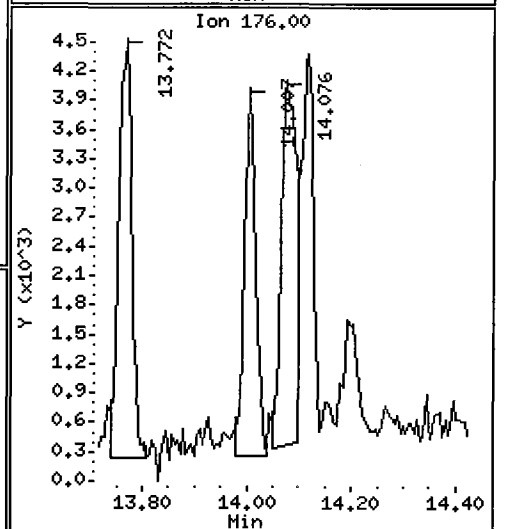
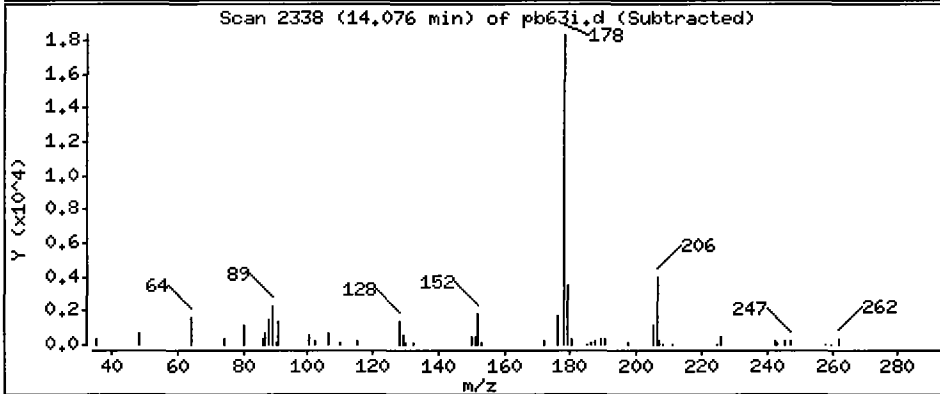
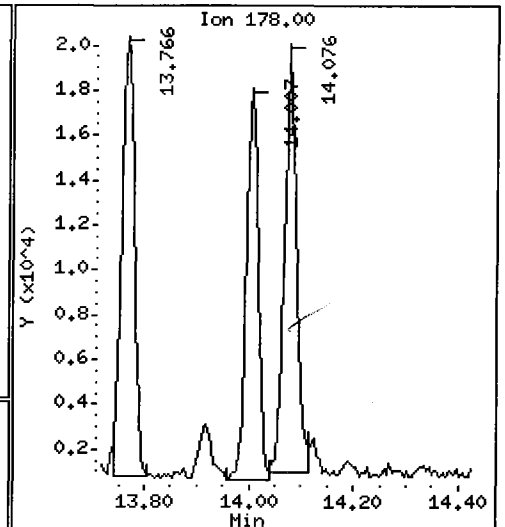
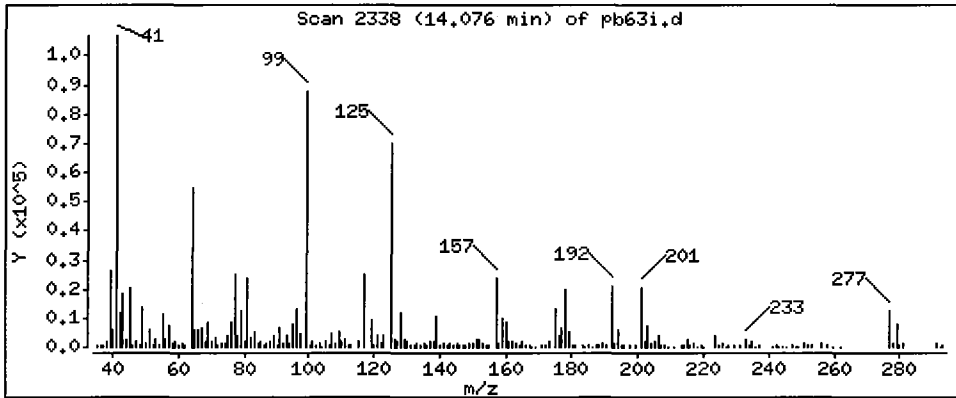
Operator: LJR/VTS

Column phase: ZB-5

Column diameter: 0.32

61 Anthracene

Concentration: 36.34 ug/kg



Date : 16-JUN-2009 19:01

Client ID: 3SED10-C

Instrument: nt6.i

Sample Info: PB63I

Volume Injected (uL): 1.0

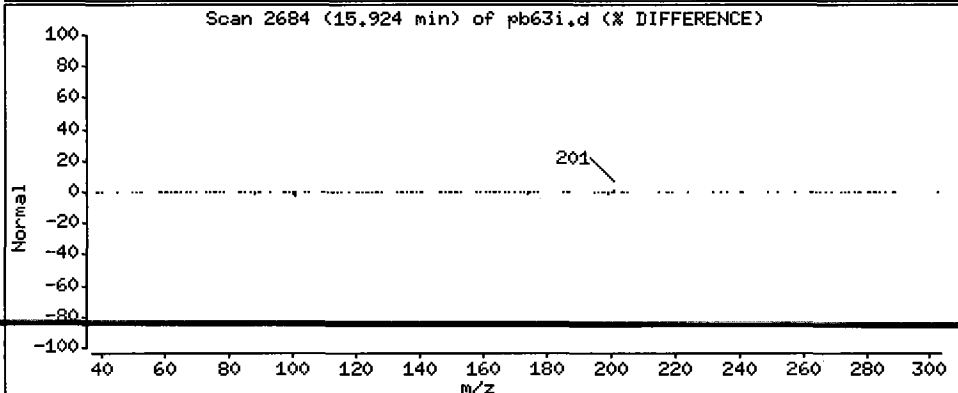
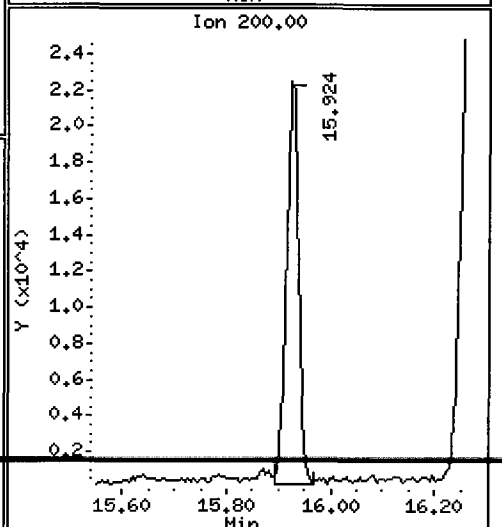
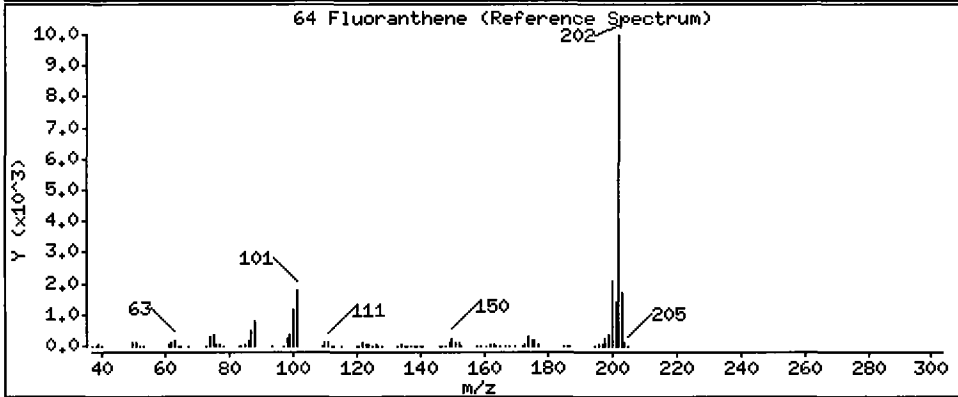
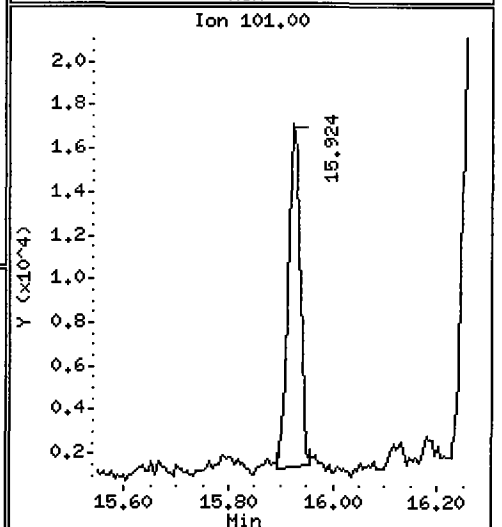
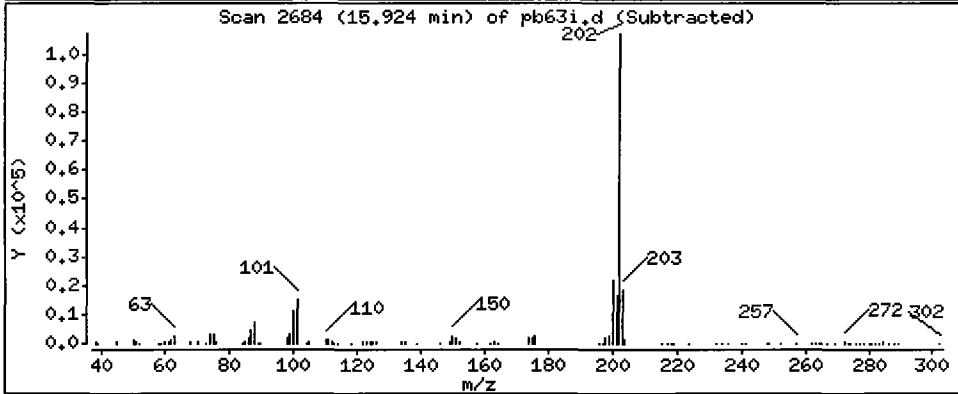
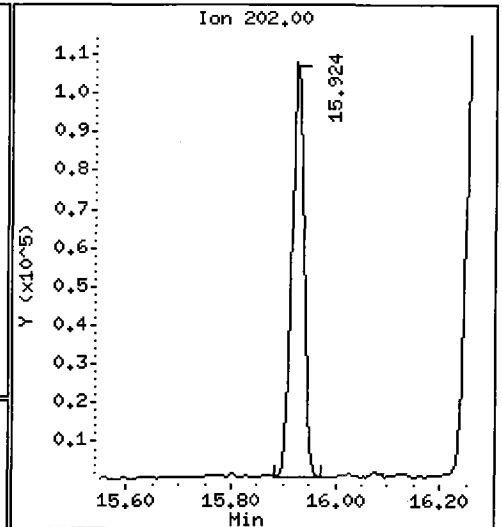
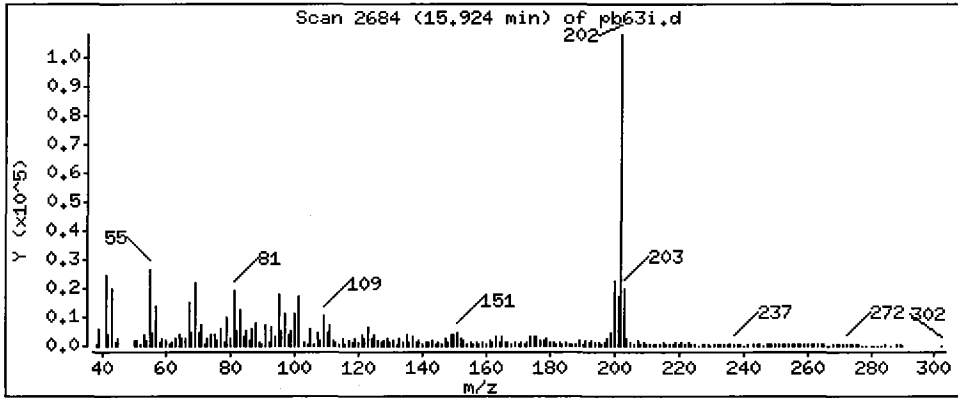
Operator: LJR/VTS

Column phase: ZB-5

Column diameter: 0.32

64 Fluoranthene

Concentration: 198.3 ug/kg



Date: 16-JUN-2009 19:01

Client ID: 3SED10-C

Instrument: nt6.i

Sample Info: PB63I

Volume Injected (uL): 1.0

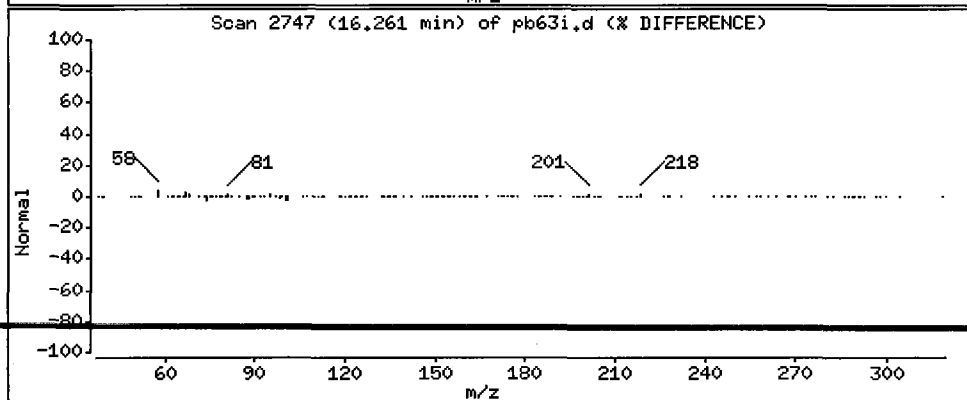
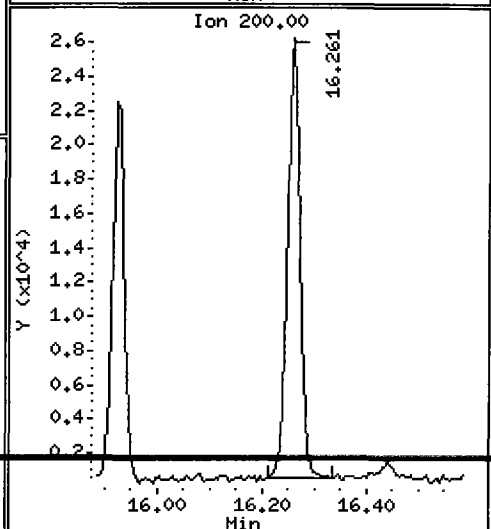
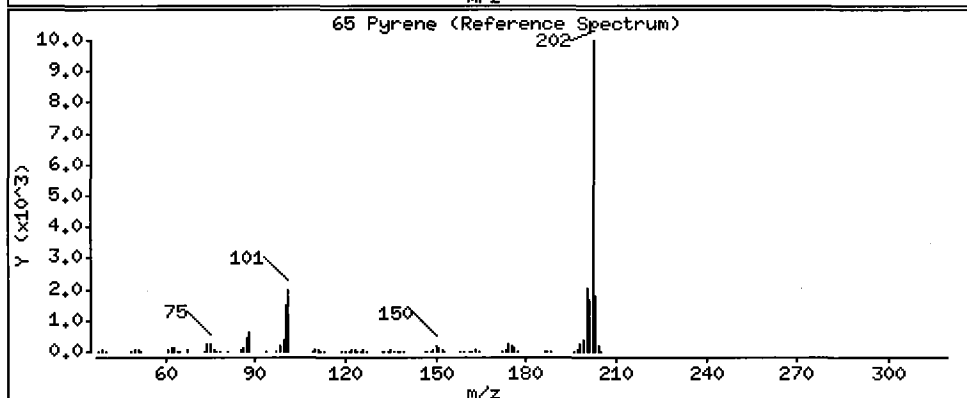
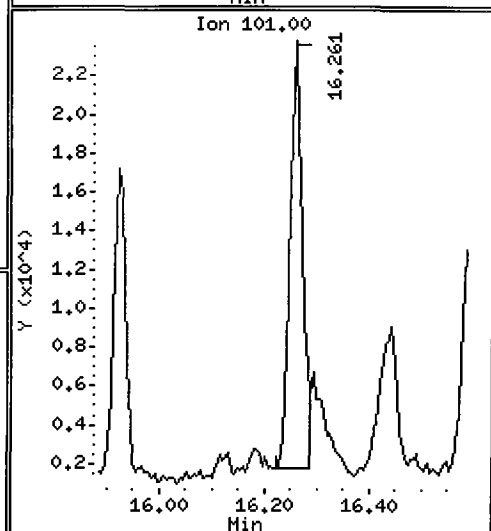
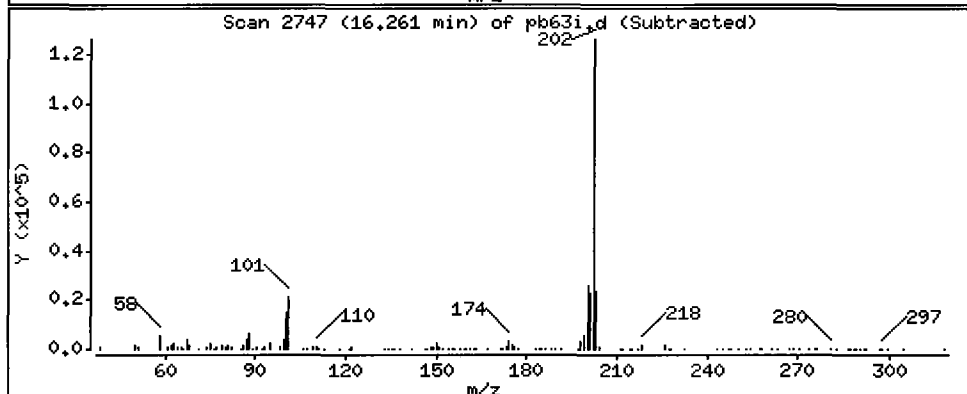
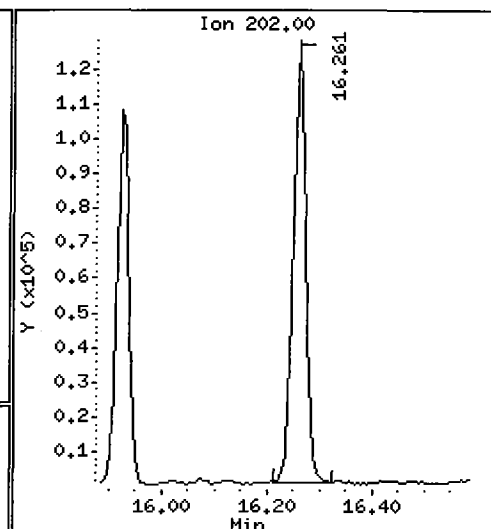
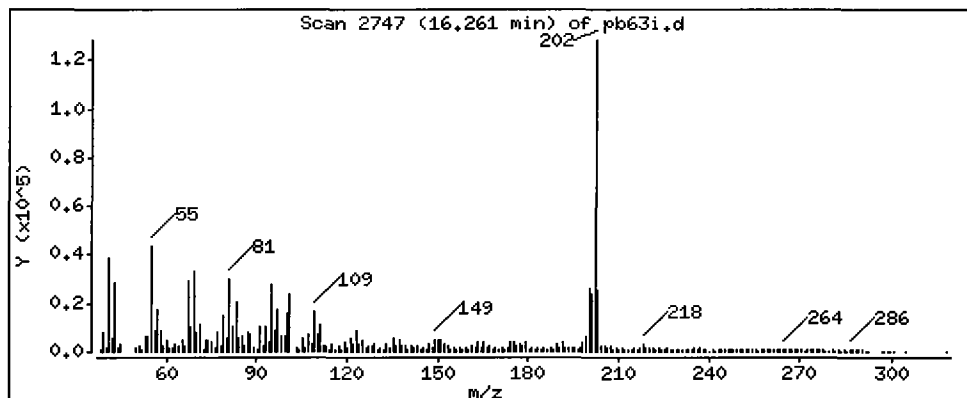
Operator: LJR/VTS

Column phase: ZB-5

Column diameter: 0.32

65 Pyrene

Concentration: 180.7 ug/kg



Date : 16-JUN-2009 19:01

Client ID: 3SED10-C

Instrument: nt6.i

Sample Info: PB63I

Volume Injected (uL): 1.0

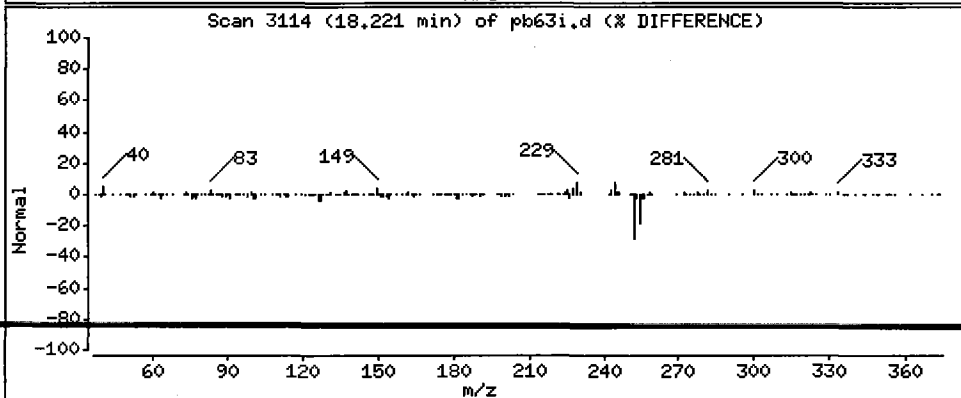
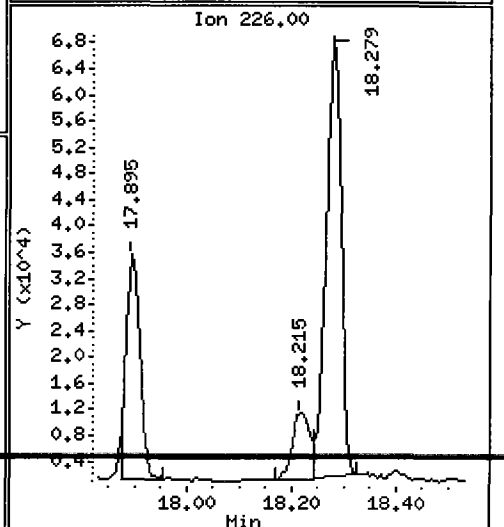
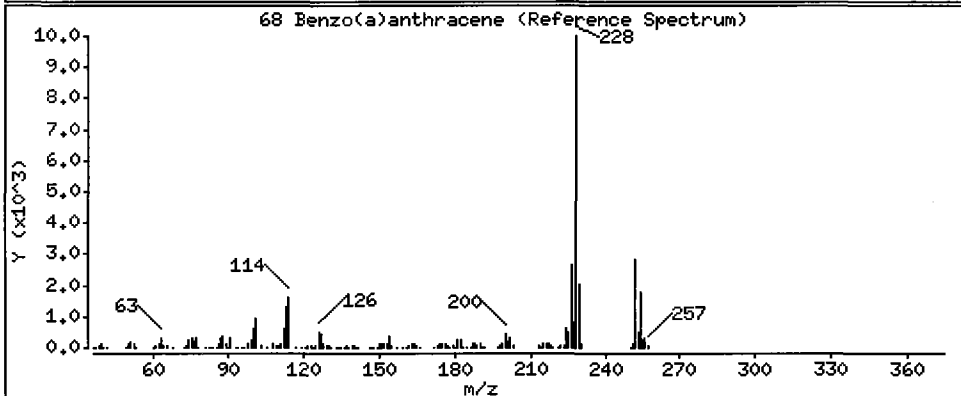
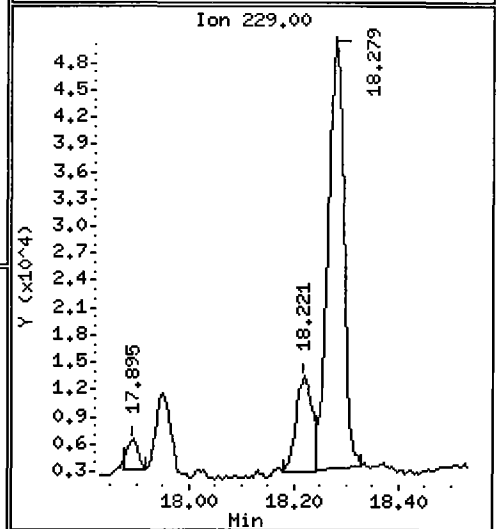
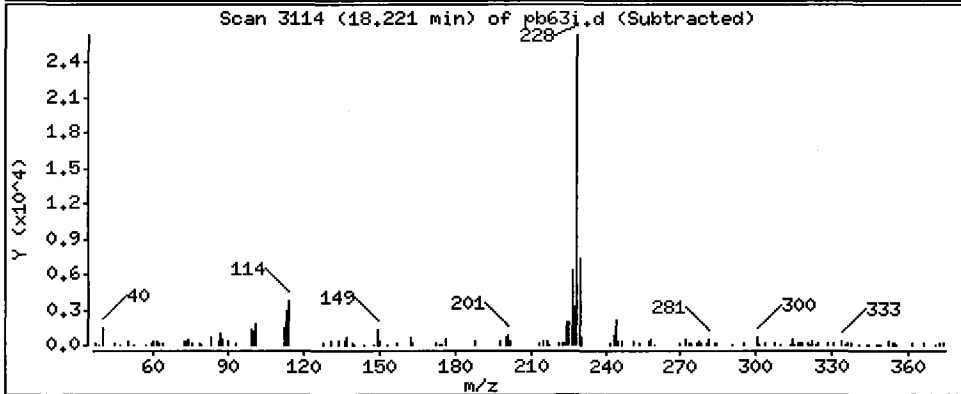
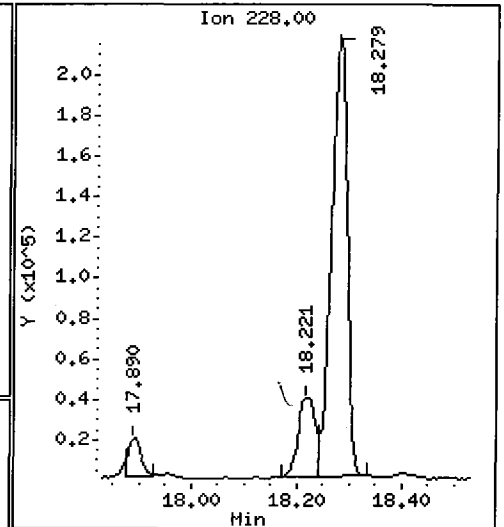
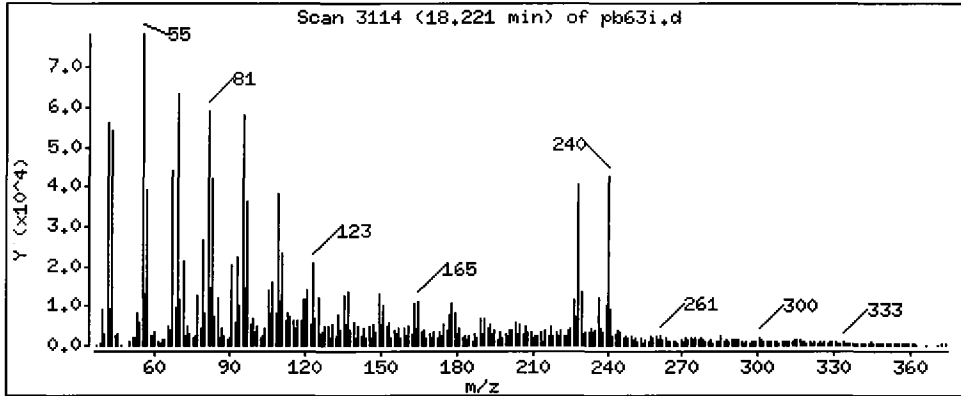
Operator: LJR/VTS

Column phase: ZB-5

Column diameter: 0.32

68 Benzo(a)anthracene

Concentration: 86.91 ug/kg



Date : 16-JUN-2009 19:01

Client ID: 3SED10-C

Instrument: nt6.i

Sample Info: PB63I

Volume Injected (uL): 1.0

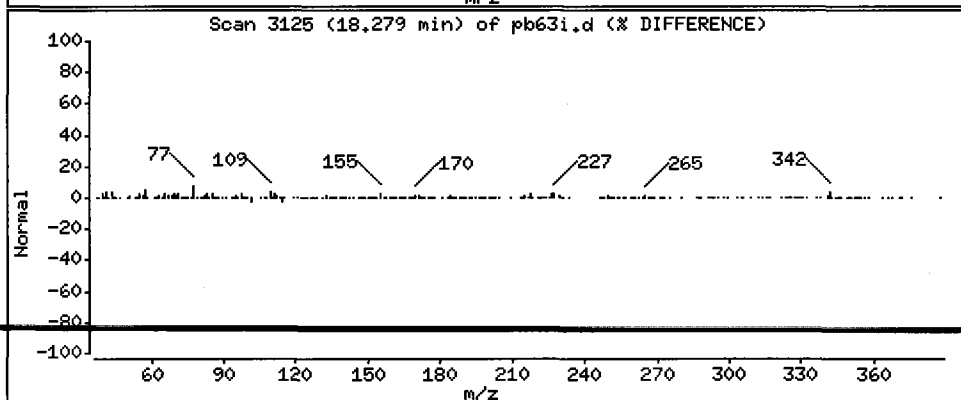
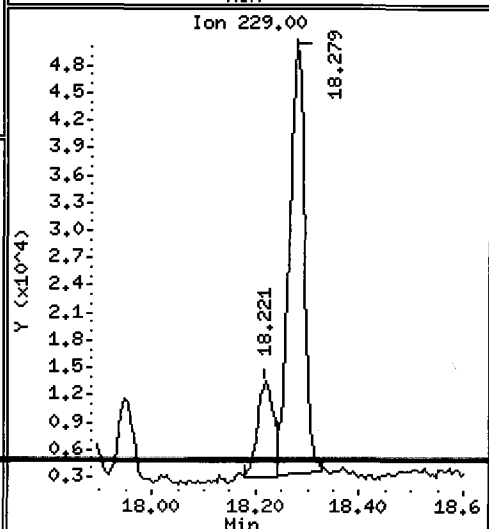
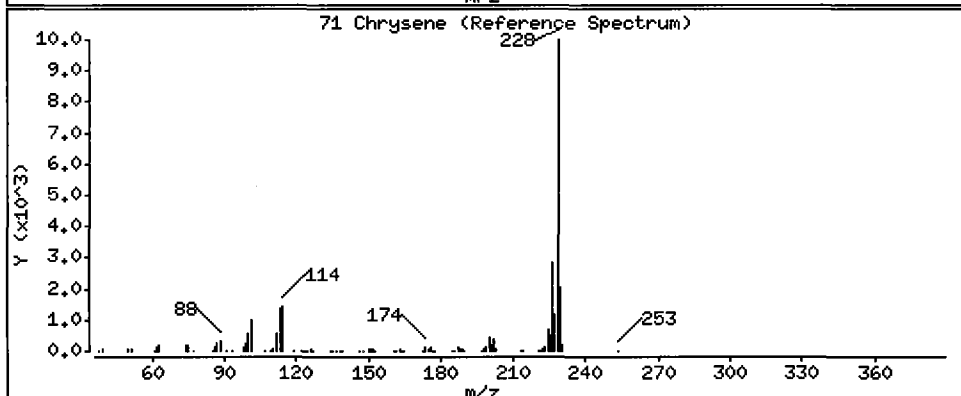
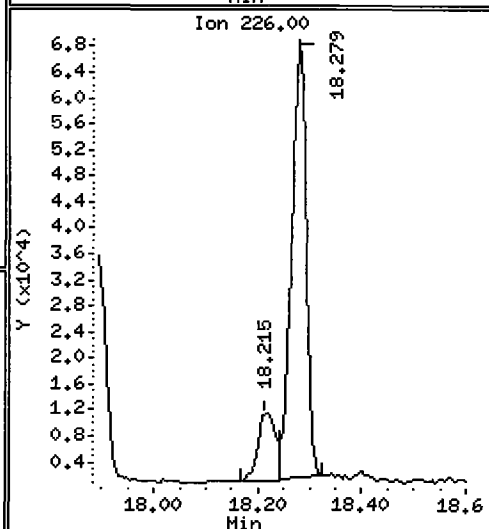
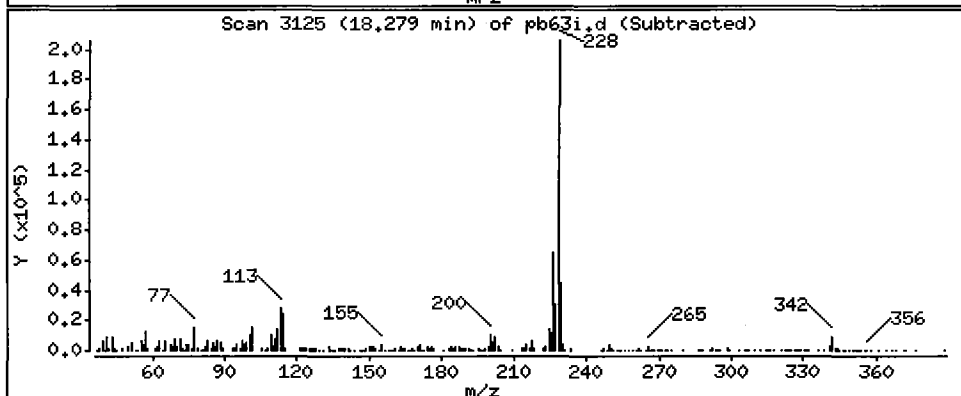
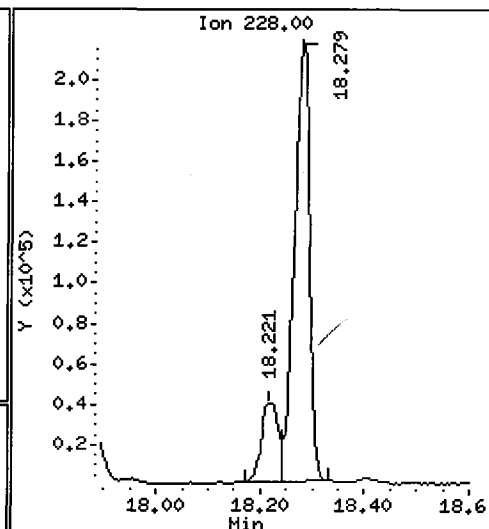
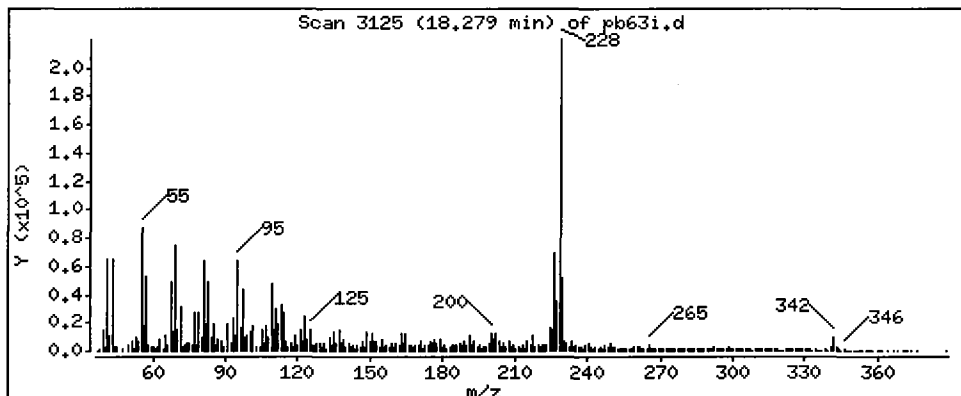
Operator: LJR/VTS

Column phase: ZB-5

Column diameter: 0.32

71 Chrysene

Concentration: 443.4 ug/kg



Date : 16-JUN-2009 19:01

Client ID: 3SED10-C

Instrument: nt6.i

Sample Info: PB63I

Volume Injected (uL): 1.0

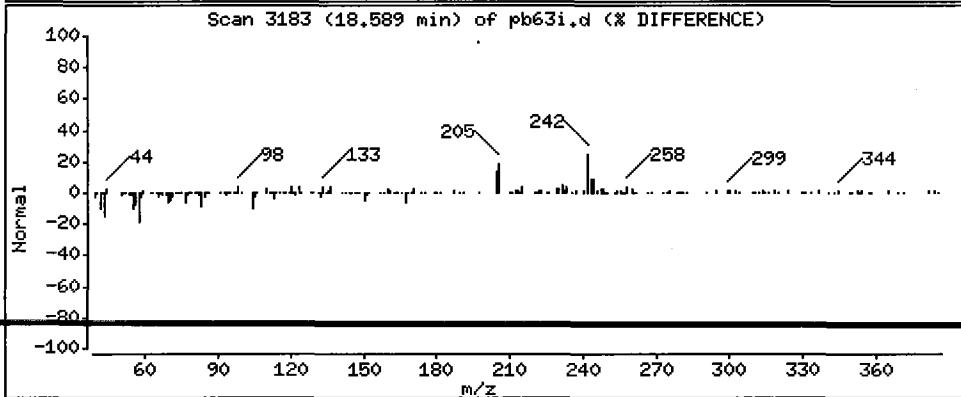
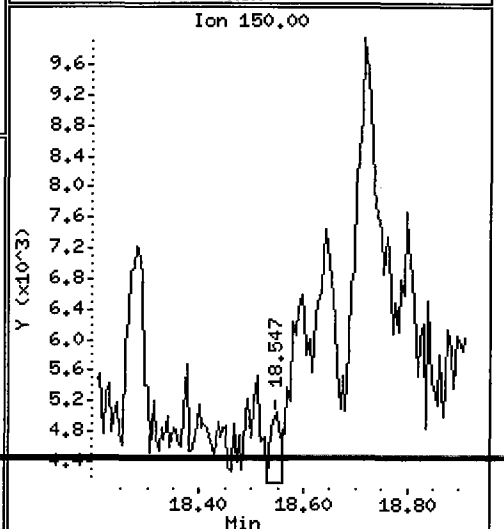
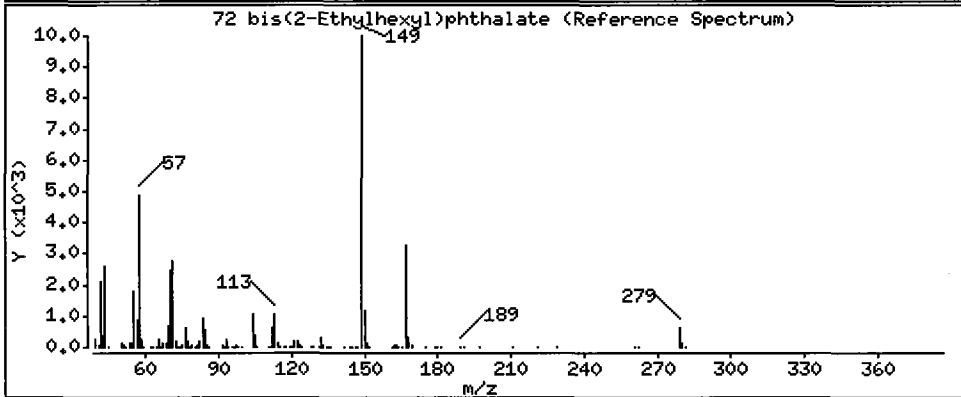
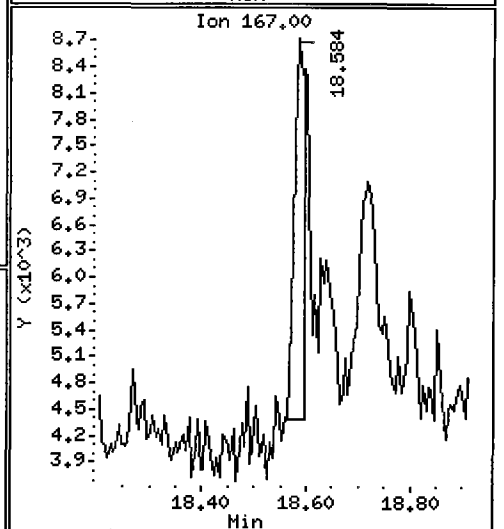
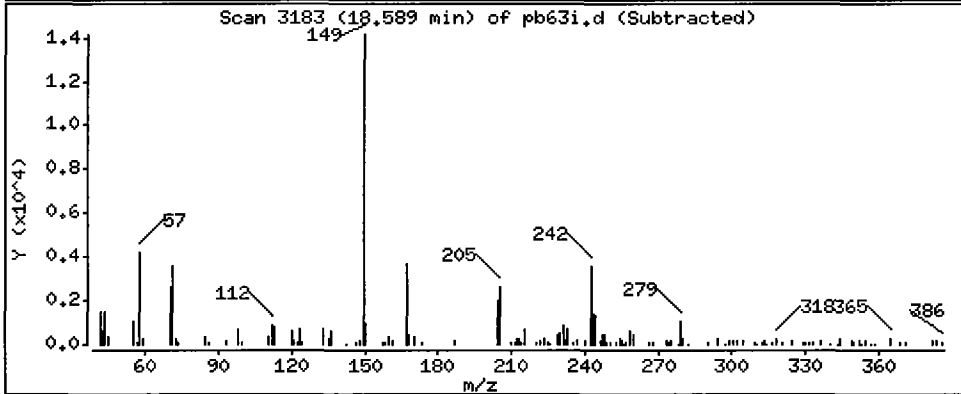
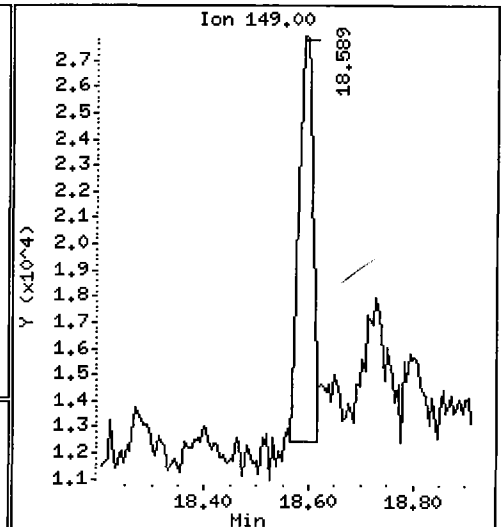
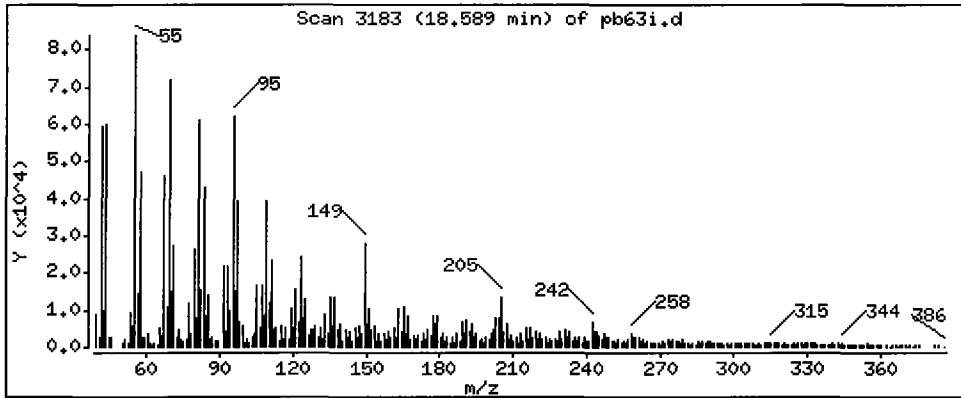
Operator: LJR/VTS

Column phase: ZB-5

Column diameter: 0.32

72 bis(2-Ethylhexyl)phthalate

Concentration: 46.89 ug/kg



Date : 16-JUN-2009 19:01

Client ID: 3SED10-C

Instrument: nt6.i

Sample Info: PB63I

Volume Injected (uL): 1.0

Operator: LJR/VTS

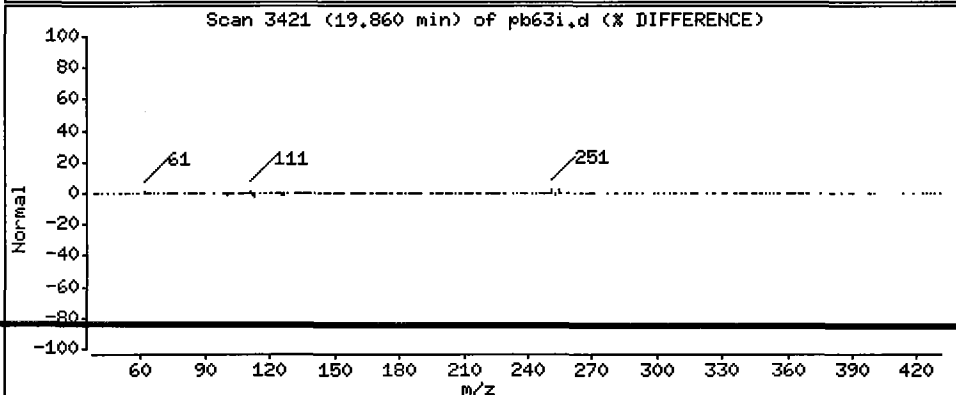
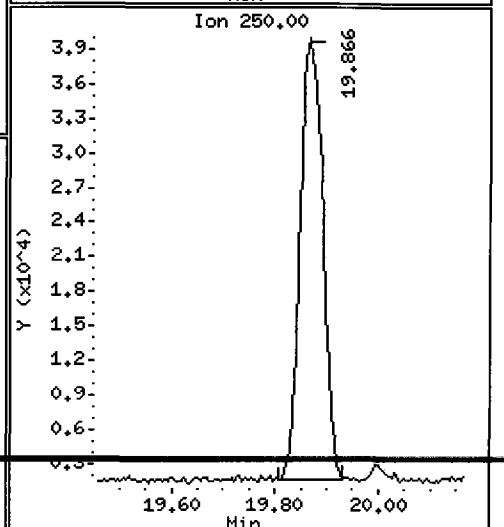
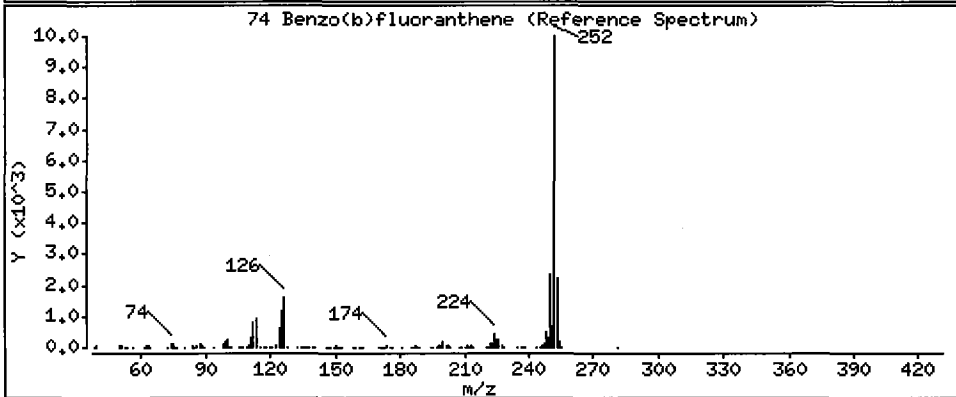
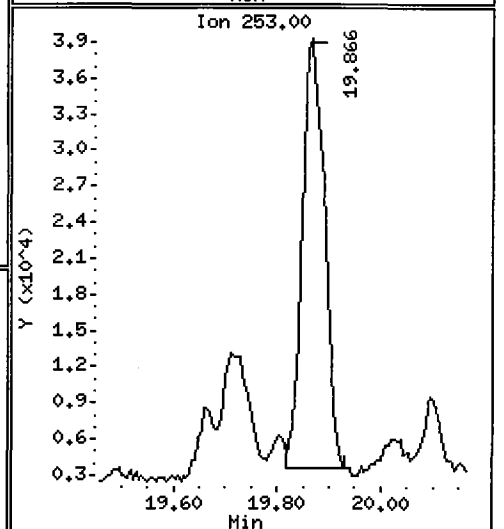
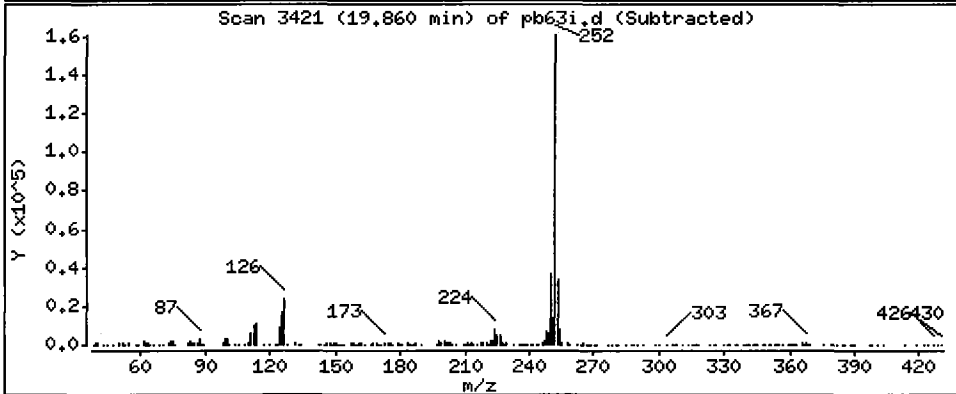
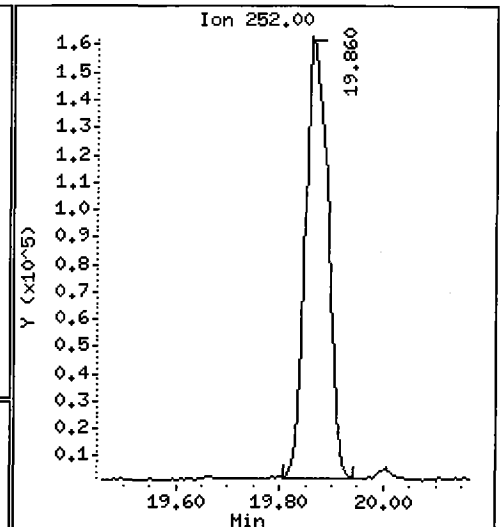
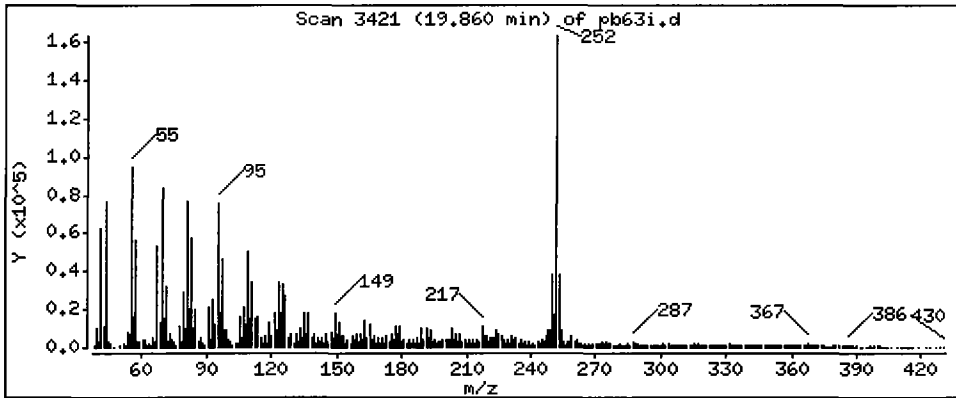
Column phase: ZB-5

Column diameter: 0.32

74 Benzo(b)fluoranthene

Concentration: 628.6 ug/kg

112



Date : 16-JUN-2009 19:01

Client ID: 3SED10-C

Instrument: nt6.i

Sample Info: PB63I

Volume Injected (uL): 1.0

Operator: LJR/VTS

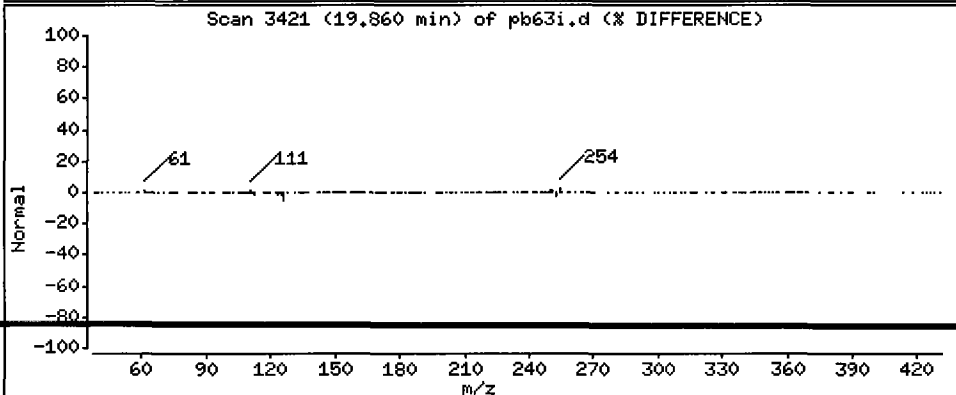
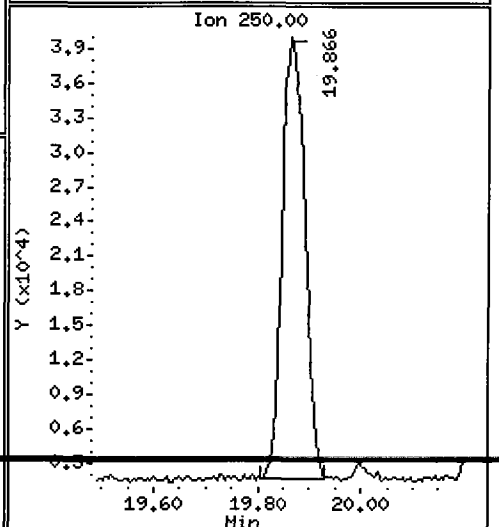
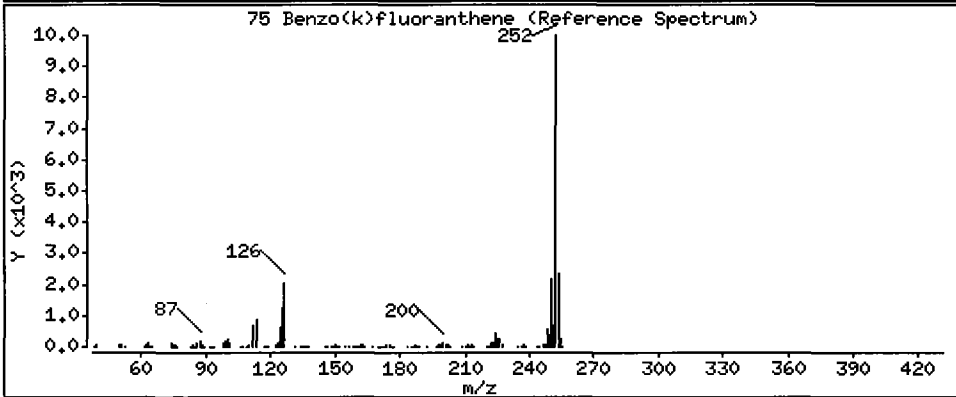
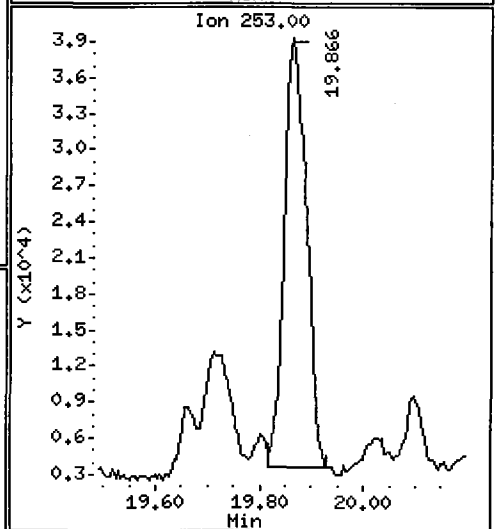
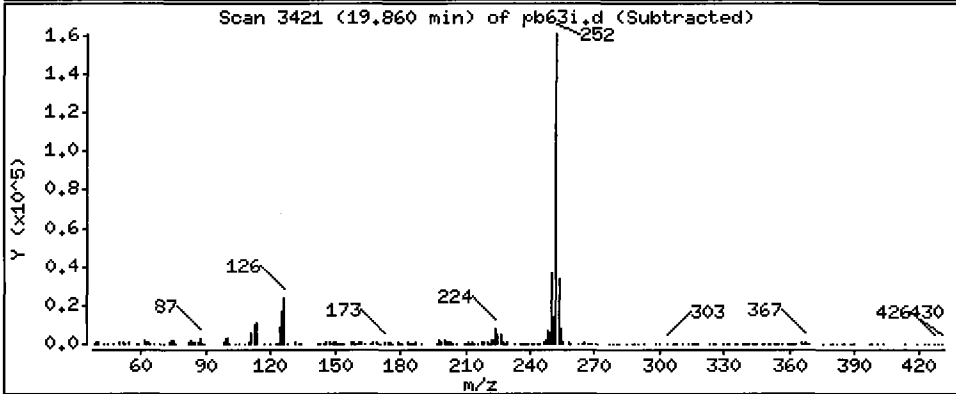
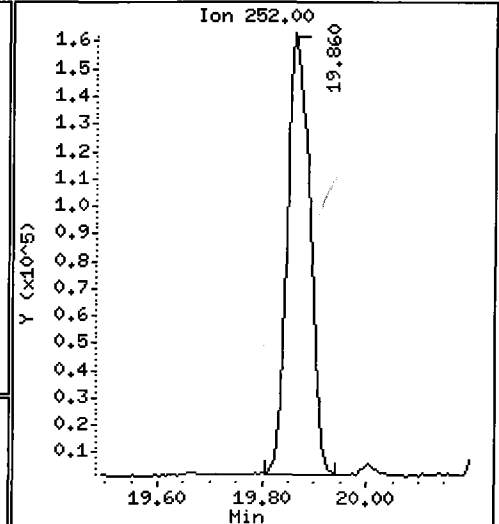
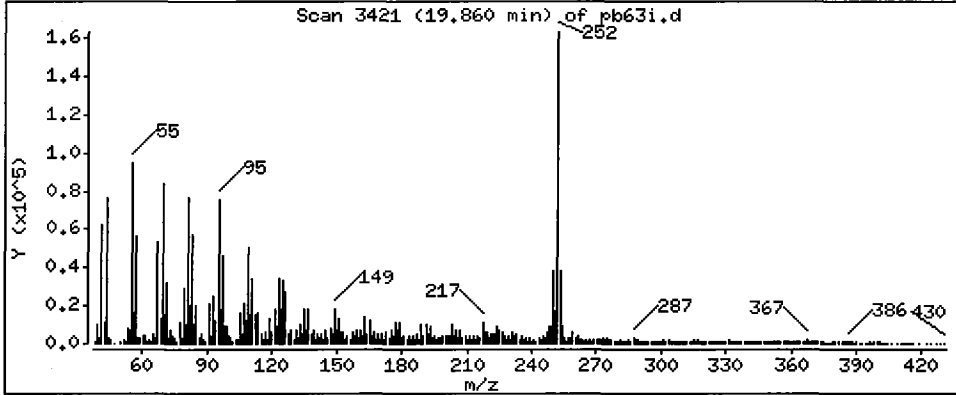
Column phase: ZB-5

Column diameter: 0.32

11c

75 Benzo(k)fluoranthene

Concentration: 612.0 ug/kg



Date : 16-JUN-2009 19:01

Client ID: 3SED10-C

Instrument: nt6.i

Sample Info: PB631

Volume Injected (uL): 1.0

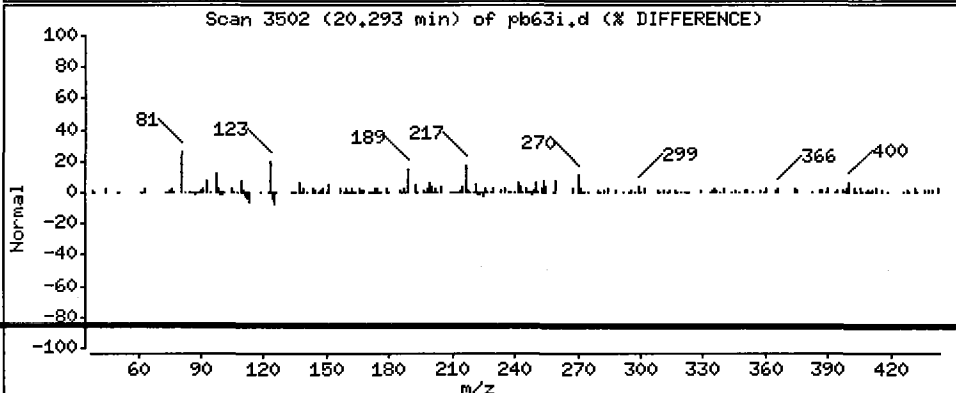
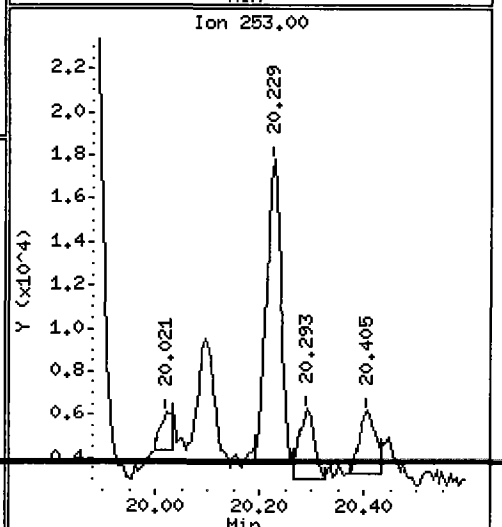
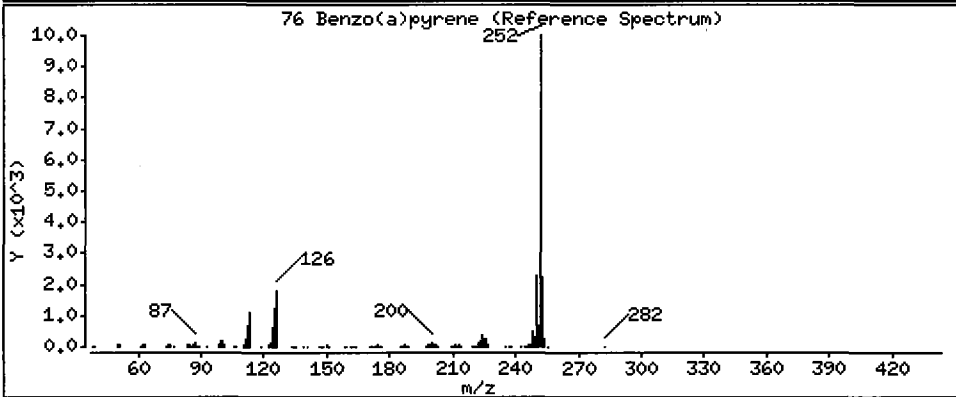
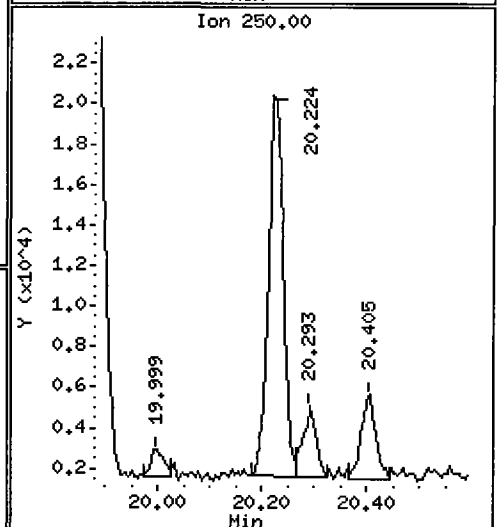
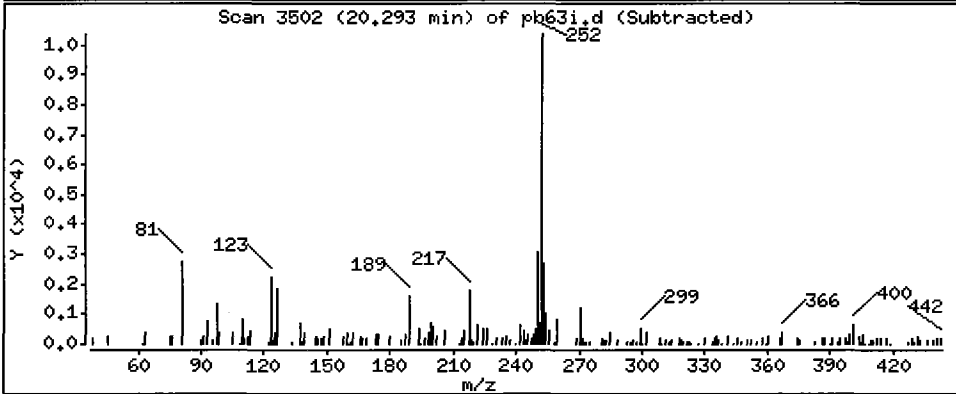
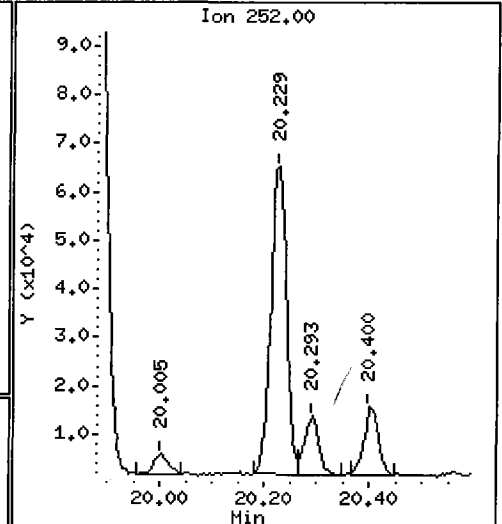
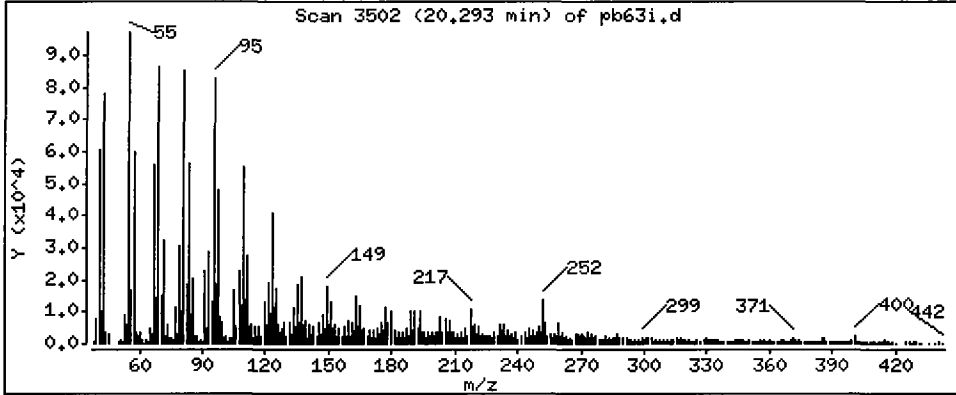
Operator: LJR/VTS

Column phase: ZB-5

Column diameter: 0.32

76 Benzo(a)pyrene

Concentration: 32.92 ug/kg



Date: 16-JUN-2009 19:01

Client ID: 3SED10-C

Instrument: nt6.i

Sample Info: PB63I

Volume Injected (uL): 1.0

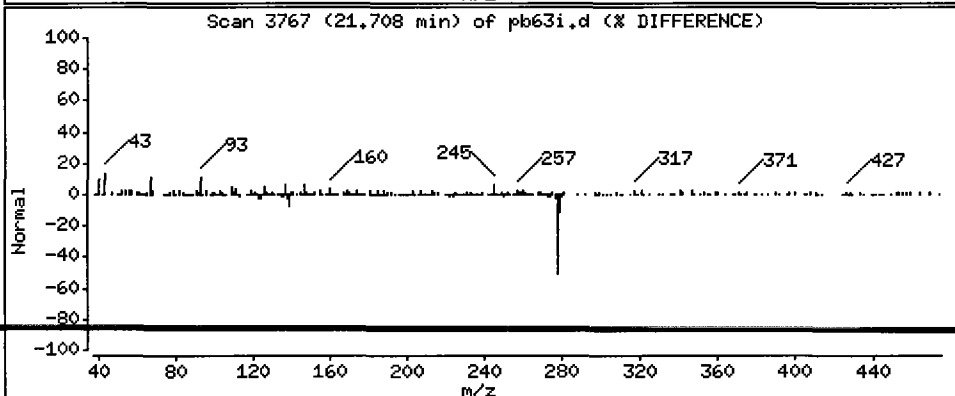
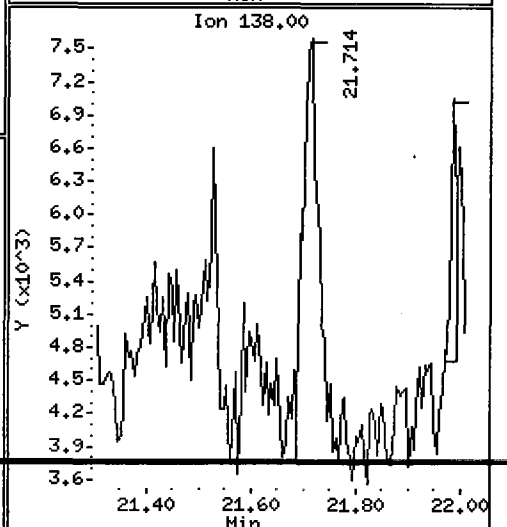
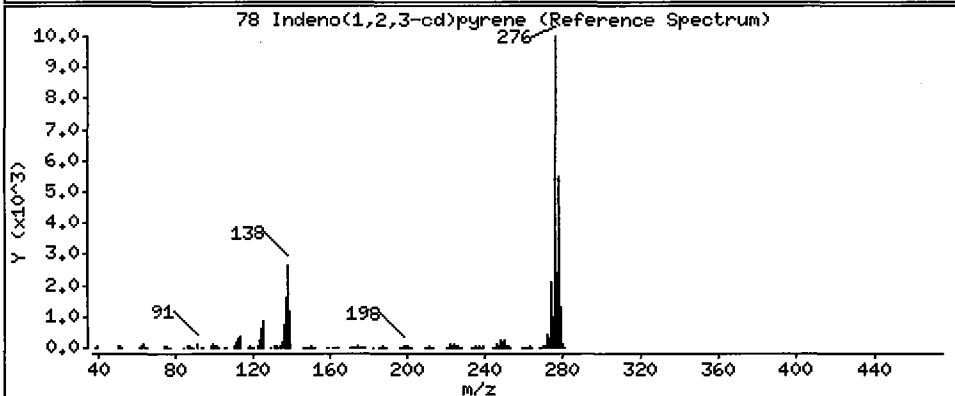
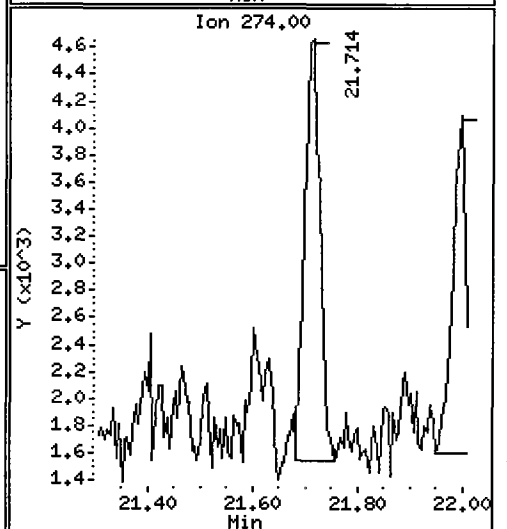
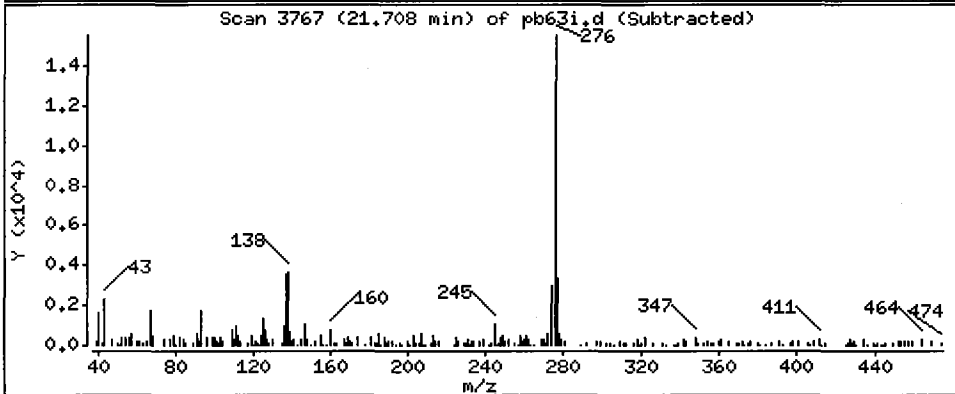
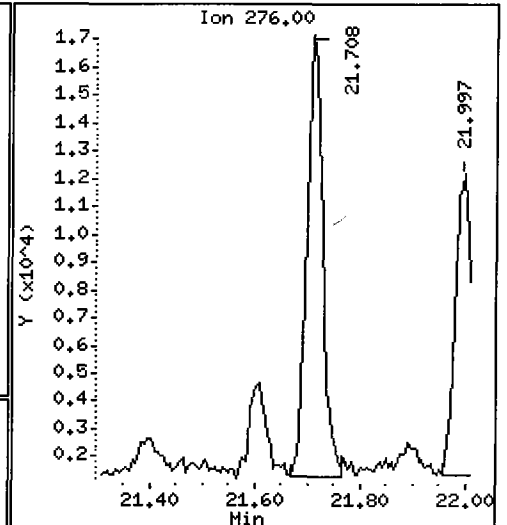
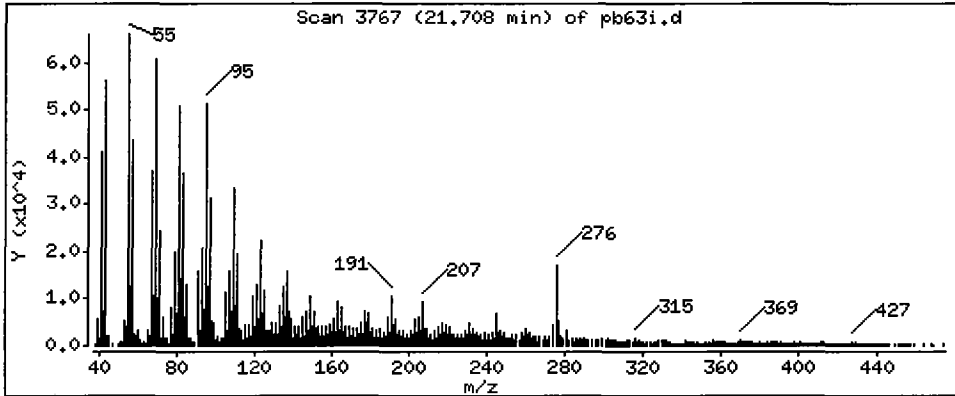
Operator: LJR/VTS

Column phase: ZB-5

Column diameter: 0.32

78 Indeno(1,2,3-cd)pyrene

Concentration: 35.30 ug/kg



Date : 16-JUN-2009 19:01

Client ID: 3SED10-C

Instrument: nt6.i

Sample Info: PB63I

Volume Injected (uL): 1.0

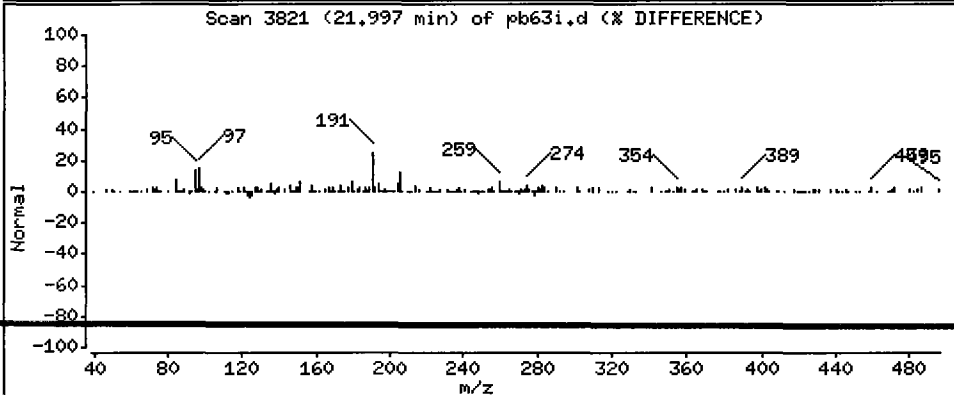
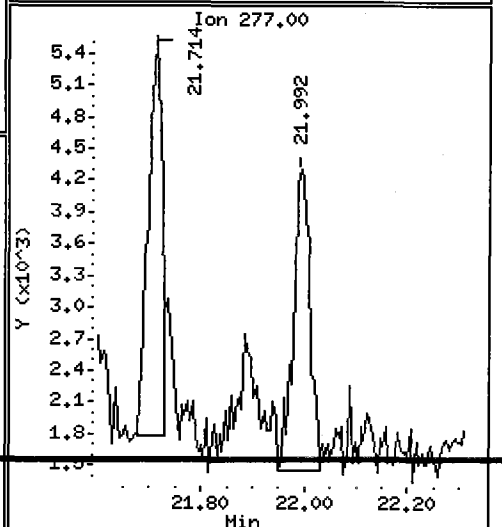
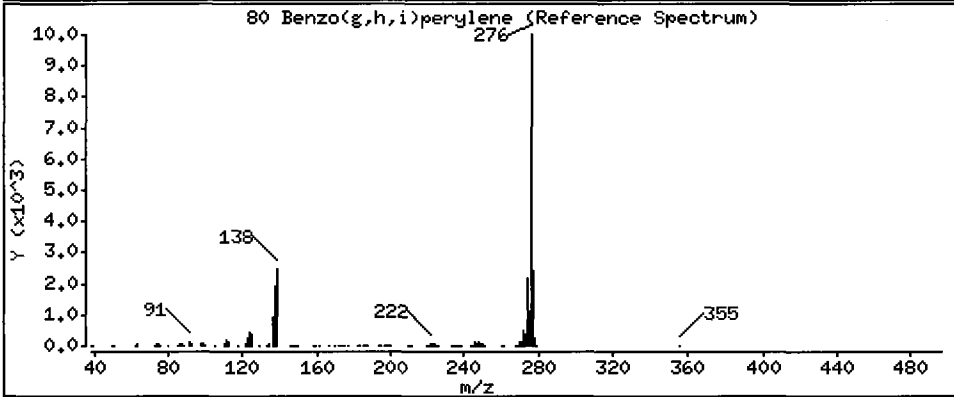
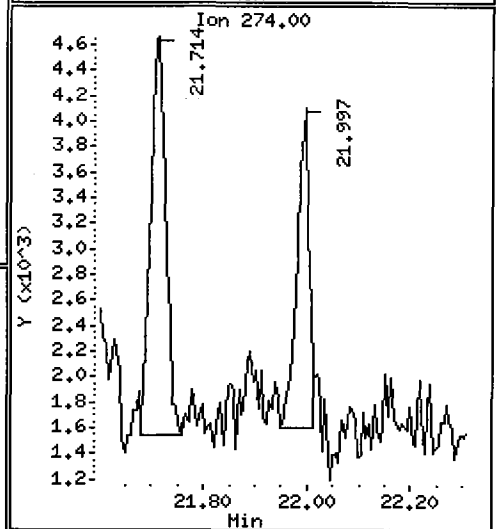
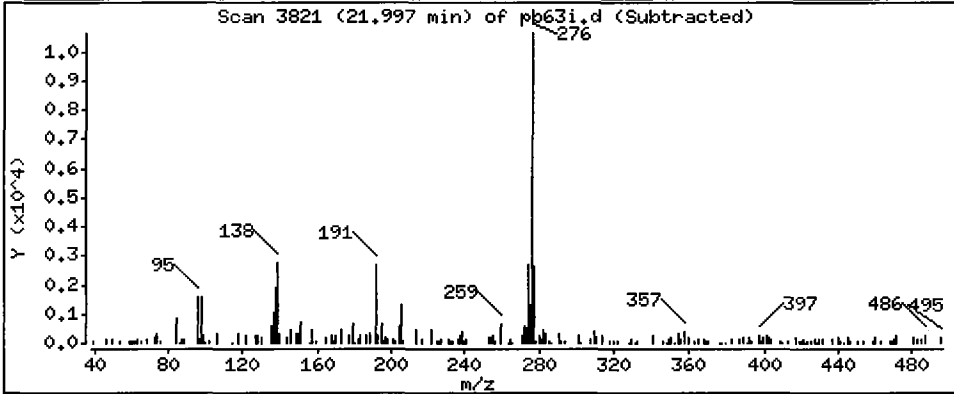
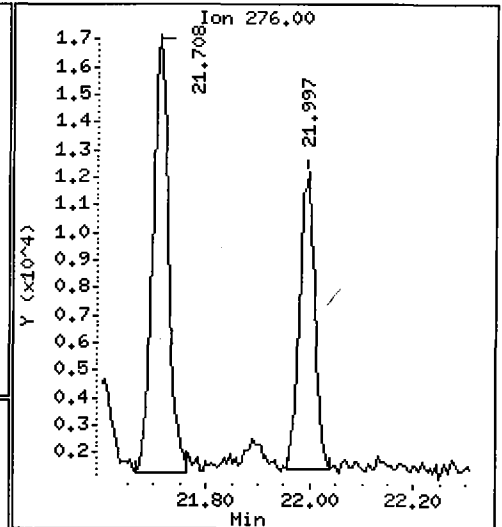
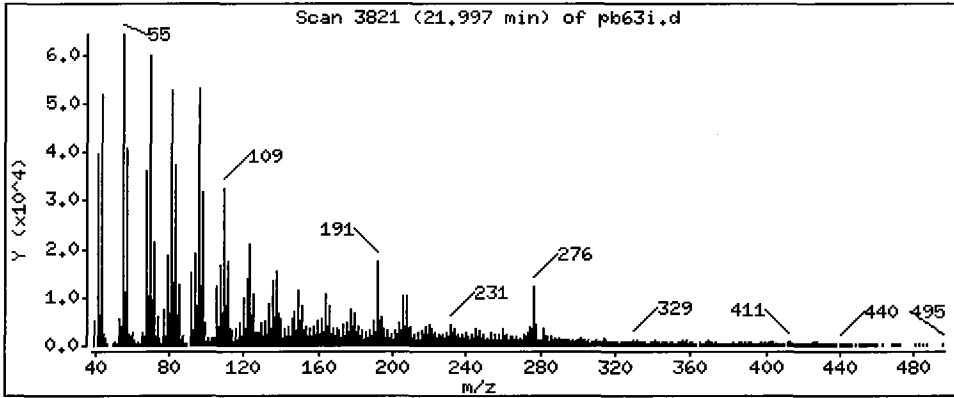
Operator: LJR/VTS

Column phase: ZB-5

Column diameter: 0.32

80 Benzo(g,h,i)perylene

Concentration: 27.44 ug/kg



Semivolatile Analysis
Standard Raw Data

prepared
for

ENVIROMENTAL SCIENCE CORP.

Project: JELD-WEN NORD DOOR, 008.0228.00017

ARI JOB NO: PB63

prepared
by

Analytical Resources, Inc.

6B
SEMIVOLATILE 8270-D INITIAL CALIBRATION DATA

Lab Name: ANALYTICAL RESOURCES, INC

Client: ESC

ARI Job No: PB63

Project: JELD-WEN NORD DOOR

Instrument ID: NT6

Calibration Date: 06/11/09

LAB FILE ID:	RRF1 =0010611A	RRF5 =0050611A	RRF10 =0100611	RRF25 =0250611	RRF40 =0400611	RRF80 =0800611		
COMPOUND	RRF 1	RRF 5	RRF 10	RRF 25	RRF 40	RRF 80	RRF	%RSD /R^2
Phenol	2.265	2.610	2.555	2.385	2.312	2.223	2.392	6.6
Bis(2-Chloroethyl) ether	1.850	1.945	1.869	1.793	1.701	1.674	1.805	5.8
2-Chlorophenol	1.446	1.637	1.620	1.488	1.454	1.418	1.510	6.2
1,3-Dichlorobenzene	1.684	1.781	1.701	1.616	1.555	1.530	1.644	5.8
1,4-Dichlorobenzene	1.625	1.767	1.706	1.635	1.582	1.566	1.647	4.6
1,2-Dichlorobenzene	1.655	1.722	1.696	1.565	1.550	1.511	1.616	5.3
Benzyl alcohol	1.012	1.232	1.150	1.159	1.085	1.079	1.120	6.9
2,2'-oxybis(1-Chloropropane)	2.171	2.457	2.310	2.248	2.155	2.076	2.236	6.0
2-Methylphenol	1.418	1.691	1.676	1.586	1.542	1.482	1.566	6.9
Hexachloroethane	0.702	0.823	0.802	0.758	0.759	0.724	0.761	6.0
N-Nitroso-di-n-propylamine	1.480	1.652	1.537	1.490	1.412	1.336	1.484	7.3
4-Methylphenol	1.451	1.758	1.681	1.617	1.571	1.527	1.601	6.9
Nitrobenzene	0.650	0.718	0.684	0.609	0.607	0.558	0.638	9.1
Isophorone	1.069	1.176	1.144	1.035	1.034	0.938	1.066	8.0
2-Nitrophenol		0.235	0.237	0.230	0.232	0.226	0.232	1.8
2,4-Dimethylphenol	0.476	0.533	0.547	0.502	0.516	0.477	0.508	5.7
Bis(2-Chloroethoxy)methane	0.587	0.636	0.613	0.585	0.568	0.536	0.588	6.0
2,4-Dichlorophenol	0.256	0.332	0.351	0.353	0.352	0.342	0.331	11.4
1,2,4-Trichlorobenzene	0.401	0.427	0.410	0.393	0.400	0.381	0.402	3.9
Naphthalene	1.245	1.284	1.256	1.149	1.143	1.056	1.189	7.3
Benzoic acid		0.260	0.304	0.320	0.360	0.344	0.318	12.2
4-Chloroaniline	0.467	0.547	0.528	0.516	0.525	0.492	0.512	5.6
Hexachlorobutadiene	0.229	0.232	0.230	0.223	0.217	0.219	0.225	2.8
4-Chloro-3-methylphenol		0.413	0.419	0.425	0.440	0.399	0.419	3.6
2-Methylnaphthalene	0.651	0.700	0.671	0.641	0.632	0.592	0.648	5.7
Hexachlorocyclopentadiene		0.200	0.253	0.326	0.384	0.385	0.310	0.991
2,4,6-Trichlorophenol		0.422	0.434	0.414	0.442	0.422	0.427	2.6
2,4,5-Trichlorophenol		0.422	0.433	0.431	0.457	0.444	0.437	3.1
2-Chloronaphthalene	1.288	1.439	1.360	1.316	1.298	1.288	1.332	4.5
2-Nitroaniline		0.568	0.552	0.568	0.552	0.529	0.554	2.9
Acenaphthylene	1.909	2.170	2.062	1.994	1.922	1.869	1.988	5.7
Dimethylphthalate	1.391	1.604	1.525	1.410	1.453	1.371	1.459	6.2
2,6-Dinitrotoluene		0.323	0.316	0.313	0.322	0.312	0.317	1.6
Acenaphthene	1.270	1.358	1.326	1.194	1.217	1.161	1.254	6.2
3-Nitroaniline		0.366	0.359	0.354	0.375	0.357	0.362	2.4
2,4-Dinitrophenol		0.045	0.085	0.131	0.172	0.184	0.123	0.996
Dibenzofuran	1.818	1.991	1.861	1.765	1.776	1.665	1.813	6.0

<- Outside QC limits: %RSD <20% or R^2 > 0.990

6C
SEMIVOLATILE 8270-D INITIAL CALIBRATION DATA

Lab Name: ANALYTICAL RESOURCES, INC

Client: ESC

ARI Job No: PB63

Project: JELD-WEN NORD DOOR

Instrument ID: NT6

Calibration Date: 06/11/09

LAB FILE ID:	RRF1 =0010611A	RRF5 =0050611A	RRF10 =0100611	RRF25 =0100611	RRF40 =0100611	RRF80 =0100611	RRF25 =0250611	RRF40 =0400611	RRF80 =0800611
COMPOUND	RRF 1	RRF 5	RRF 10	RRF 25	RRF 40	RRF 80	RRF	%RSD /R^2	
4-Nitrophenol		0.206	0.225	0.232	0.249	0.241	0.231	7.2	
2,4-Dinitrotoluene		0.418	0.410	0.402	0.421	0.406	0.411	1.9	
Fluorene	1.462	1.602	1.529	1.441	1.478	1.383	1.482	5.1	
4-Chlorophenyl-phenylether	0.751	0.787	0.751	0.684	0.724	0.692	0.732	5.4	
Diethylphthalate	1.330	1.415	1.382	1.301	1.286	1.254	1.328	4.6	
4-Nitroaniline		0.325	0.330	0.304	0.332	0.317	0.322	3.5	
4,6-Dinitro-2-methylphenol		0.118	0.142	0.157	0.167	0.169	0.151	14.0	
N-Nitrosodiphenylamine (1)	0.612	0.674	0.656	0.620	0.593	0.589	0.624	5.5	
4-Bromophenyl-phenylether	0.231	0.272	0.262	0.262	0.246	0.253	0.254	5.8	
Hexachlorobenzene	0.256	0.278	0.261	0.261	0.245	0.255	0.259	4.2	
Pentachlorophenol		0.095	0.106	0.122	0.130	0.140	0.119	15.3	
Phenanthrene	1.295	1.380	1.341	1.256	1.198	1.148	1.270	6.9	
Anthracene	1.326	1.383	1.356	1.274	1.220	1.163	1.287	6.6	
Carbazole	1.060	1.135	1.112	1.070	0.978	0.992	1.058	6.0	
Di-n-butylphthalate	1.190	1.392	1.345	1.319	1.198	1.148	1.265	7.9	
Fluoranthene	1.250	1.448	1.384	1.308	1.216	1.169	1.296	8.1	
Pyrene	1.612	1.819	1.706	1.767	1.613	1.423	1.657	8.5	
Butylbenzylphthalate	0.624	0.718	0.705	0.714	0.658	0.595	0.669	7.8	
Benzo(a)anthracene	1.451	1.559	1.541	1.529	1.402	1.375	1.476	5.3	
3,3'-Dichlorobenzidine		0.596	0.563	0.509	0.518	0.519	0.541	6.9	
Chrysene	1.444	1.482	1.446	1.445	1.319	1.345	1.414	4.6	
bis(2-Ethylhexyl)phthalate	0.559	0.691	0.659	0.655	0.614	0.544	0.620	9.5	
Di-n-octylphthalate	1.142	1.179	1.134	1.076	1.000	0.936	1.078	8.7	
Benzo(b)fluoranthene	1.322	1.410	1.585	1.495	1.546	1.337	1.449	7.6	
Benzo(k)fluoranthene	1.541	1.792	1.471	1.406	1.341	1.380	1.488	11.1	
Benzo(a)pyrene	1.265	1.386	1.355	1.297	1.320	1.248	1.312	4.0	
Indeno(1,2,3-cd)pyrene	1.654	1.794	1.728	1.752	1.749	1.817	1.749	3.3	
Dibenzo(a,h)anthracene	1.196	1.391	1.367	1.303	1.341	1.369	1.328	5.3	
Benzo(g,h,i)perylene	1.422	1.577	1.555	1.544	1.521	1.552	1.528	3.6	
N-Nitrosodimethylamine		1.372	1.327	1.282	1.192	1.163	1.267	7.0	
Aniline		3.358	3.140	3.033	2.861	2.774	3.033	7.6	
Benzidine		0.862	0.828	0.758	0.709	0.640	0.759	11.8	
Pyridine		2.266	2.228	2.208	2.111	2.055	2.174	4.0	
1-methylnaphthalene	0.621	0.676	0.645	0.606	0.606	0.566	0.620	6.0	
Azobenzene (1,2-DP-Hydrazine)	2.044	2.356	2.243	2.111	2.088	1.911	2.126	7.3	
2-Fluorophenol		1.783	1.701	1.642	1.589	1.529	1.649	6.0	

(1) Cannot be separated from Diphenylamine
 <- Outside QC limits: %RSD <20% or R^2 > 0.990

Analytical Resources, Inc.

INITIAL CALIBRATION DATA

Start Cal Date : 11-JUN-2009 10:27
 End Cal Date : 11-JUN-2009 14:21
 Quant Method : ISTD
 Origin : Disabled
 Target Version : 3.50
 Integrator : HP RTE
 Method file : /chem1/nt6.i/20090611.b/ddt.b/SW846.m
 Cal Date : 11-Jun-2009 16:21 jeff
 Curve Type : Average

Calibration File Names:

Level 1: /chem1/nt6.i/20090611.b/0010611a.d
 Level 2: /chem1/nt6.i/20090611.b/0050611a.d
 Level 3: /chem1/nt6.i/20090611.b/0100611.d
 Level 4: /chem1/nt6.i/20090611.b/0250611.d
 Level 5: /chem1/nt6.i/20090611.b/0400611.d
 Level 6: /chem1/nt6.i/20090611.b/0800611.d

Compound	1.000 Level 1	5.000 Level 2	10.000 Level 3	25.000 Level 4	40.000 Level 5	80.000 Level 6	RRF	% RSD	
186 Carbaryl	+++++	+++++	+++++	+++++	+++++	+++++	+++++	+++++	<-
179 n-Decane	1.93648	2.02034	1.93691	1.81518	1.73957	1.70040	1.85815	6.783	
180 n-Octadecane	0.63447	0.69900	0.68249	0.65372	0.61449	0.58443	0.64476	6.619	
169 4-tert-Butylphenol	+++++	+++++	+++++	+++++	+++++	+++++	+++++	+++++	<-
170 N,N-Dimethylaniline	+++++	+++++	+++++	+++++	+++++	+++++	+++++	+++++	<-
171 2,3-Dimethylaniline	+++++	+++++	+++++	+++++	+++++	+++++	+++++	+++++	<-
172 2,4-Dimethylaniline	+++++	+++++	+++++	+++++	+++++	+++++	+++++	+++++	<-
173 2,5-Dimethylaniline	+++++	+++++	+++++	+++++	+++++	+++++	+++++	+++++	<-
174 2,6-Dimethylaniline	+++++	+++++	+++++	+++++	+++++	+++++	+++++	+++++	<-
175 3,4-Dimethylaniline	+++++	+++++	+++++	+++++	+++++	+++++	+++++	+++++	<-
176 3,5-Dimethylaniline	+++++	+++++	+++++	+++++	+++++	+++++	+++++	+++++	<-
177 p-Benzoquinone	+++++	+++++	+++++	+++++	+++++	+++++	+++++	+++++	<-
168 Pentachlorobenzene	0.54637	0.57565	0.53806	0.50207	0.51901	0.50261	0.53063	5.374	
145 4,4'-DDE	+++++	+++++	+++++	+++++	+++++	+++++	+++++	+++++	<-
146 4,4'-DDD	+++++	+++++	+++++	+++++	+++++	+++++	+++++	+++++	<-
147 4,4'-DDT	+++++	+++++	+++++	+++++	+++++	+++++	+++++	+++++	<-
148 Dieldrin	+++++	+++++	+++++	+++++	+++++	+++++	+++++	+++++	<-
149 TCMX	+++++	+++++	+++++	+++++	+++++	+++++	+++++	+++++	<-
150 DCBP	+++++	+++++	+++++	+++++	+++++	+++++	+++++	+++++	<-
138 Chlorobenzilate	+++++	+++++	+++++	+++++	+++++	+++++	+++++	+++++	<-
139 Isodrin	+++++	+++++	+++++	+++++	+++++	+++++	+++++	+++++	<-

Analytical Resources, Inc.

INITIAL CALIBRATION DATA

Start Cal Date : 11-JUN-2009 10:27
 End Cal Date : 11-JUN-2009 14:21
 Quant Method : ISTD
 Origin : Disabled
 Target Version : 3.50
 Integrator : HP RTE
 Method file : /chem1/nt6.i/20090611.b/ddt.b/SW846.m
 Cal Date : 11-Jun-2009 16:21 jeff
 Curve Type : Average

Compound	1.000 Level 1	5.000 Level 2	10.000 Level 3	25.000 Level 4	40.000 Level 5	80.000 Level 6	RRF	% RSD	
140 Diallate A	++++	++++	++++	++++	++++	++++	++++	++++	<-
141 Diallate B	++++	++++	++++	++++	++++	++++	++++	++++	<-
142 1,2-Dibromo-3-Chloropropane	++++	++++	++++	++++	++++	++++	++++	++++	<-
135 2,3,5,6-Tetrachlorophenol	++++	++++	++++	++++	++++	++++	++++	++++	<-
136 2,3,4,5-tetrachlorophenol	++++	++++	++++	++++	++++	++++	++++	++++	<-
133 Butylatedhydroxytoluene	1.18630	1.23671	1.19275	1.13261	1.09394	1.07877	1.15351	5.359	
132 3,6-Dimethylphenanthrene	++++	++++	++++	++++	++++	++++	++++	++++	<-
131 1-Methylphenanthrene	++++	++++	++++	++++	++++	++++	++++	++++	<-
130 Dibenzothiophene	++++	++++	++++	++++	++++	++++	++++	++++	<-
129 1-Methylfluorene	++++	++++	++++	++++	++++	++++	++++	++++	<-
128 N-Hexadecane	++++	++++	++++	++++	++++	++++	++++	++++	<-
127 2-Isopropyl-naphthalene	++++	++++	++++	++++	++++	++++	++++	++++	<-
126 N-Tetradecane	++++	++++	++++	++++	++++	++++	++++	++++	<-
144 alpha-Terpineol	0.35631	0.38680	0.37345	0.35734	0.35653	0.32786	0.35971	5.510	
125 Safrole	++++	++++	++++	++++	++++	++++	++++	++++	<-
124 3,4-Dimethylphenol	++++	++++	++++	++++	++++	++++	++++	++++	<-
123 Acetophenone	2.14252	2.45076	2.32833	2.15112	2.09332	1.96048	2.18776	7.993	
122 Furfuraldehyde	++++	++++	++++	++++	++++	++++	++++	++++	<-
143 1,4-Dioxane	0.83927	0.89623	0.86543	0.86821	0.78994	0.86418	0.85388	4.235	
121 Quinoline	++++	++++	++++	++++	++++	++++	++++	++++	<-
120 2,3,4,6-Tetrachlorophenol	++++	++++	++++	++++	++++	++++	++++	++++	<-
178 2-Benzyl-4-Chlorophenol	++++	++++	++++	++++	++++	++++	++++	++++	<-
119 7,12-Dimethylbenz(a)anthracen	++++	++++	++++	++++	++++	++++	++++	++++	<-
118 Triphenyl Phosphate	0.22409	0.23922	0.23167	0.22604	0.22042	0.20321	0.22411	5.427	
117 Butyl Diphenyl Phosphate	0.29348	0.39306	0.36139	0.38486	0.35012	0.31416	0.34951	11.210	
116 Dibutyl Phenyl Phosphate	0.55840	0.66353	0.64744	0.64715	0.60990	0.60415	0.62176	6.235	
115 Tributyl Phosphate	1.15650	1.31263	1.26356	1.23512	1.12969	1.07756	1.19585	7.450	
114 Beta-Pinene	++++	++++	++++	++++	++++	++++	++++	++++	<-
113 Diphenyl Oxide	++++	0.95514	0.91628	0.89265	0.88559	0.87004	0.90394	3.664	

Analytical Resources, Inc.

INITIAL CALIBRATION DATA

Start Cal Date : 11-JUN-2009 10:27
 End Cal Date : 11-JUN-2009 14:21
 Quant Method : ISTD
 Origin : Disabled
 Target Version : 3.50
 Integrator : HP RTE
 Method file : /chem1/nt6.i/20090611.b/ddt.b/SW846.m
 Cal Date : 11-Jun-2009 16:21 jeff
 Curve Type : Average

Compound	1.000 Level 1	5.000 Level 2	10.000 Level 3	25.000 Level 4	40.000 Level 5	80.000 Level 6	RRF	% RSD
112 Biphenyl	++++	1.98994	1.85741	1.77575	1.71055	1.64707	1.79614	7.432
111 Azobenzene (1,2-DP-Hydrazine)	2.04425	2.35569	2.24262	2.11099	2.08831	1.91067	2.12542	7.321
110 Tetrachloroguaiacol	++++	++++	++++	++++	++++	++++	++++	++++ <-
109 3,4,5-Trichloroguaiacol	++++	++++	++++	++++	++++	++++	++++	++++ <-
181 3,4,6-Trichloroguaiacol	++++	++++	++++	++++	++++	++++	++++	++++ <-
108 4,5,6-Trichloroguaiacol	++++	++++	++++	++++	++++	++++	++++	++++ <-
184 3,4-Dichloroguaiacol	++++	++++	++++	++++	++++	++++	++++	++++ <-
107 4,5-Dichloroguaiacol	++++	++++	++++	++++	++++	++++	++++	++++ <-
182 4,6-Dichloroguaiacol	++++	++++	++++	++++	++++	++++	++++	++++ <-
185 4-Chloroguaiacol	++++	++++	++++	++++	++++	++++	++++	++++ <-
106 Guaiacol	++++	++++	++++	++++	++++	++++	++++	++++ <-
105 1-methylnaphthalene	0.62132	0.67609	0.64493	0.60641	0.60656	0.56618	0.62025	6.046
151 1,2,4,5-Tetrachlorobenzene	++++	++++	++++	++++	++++	++++	++++	++++ <-
152 Benzo(e)pyrene	++++	++++	++++	++++	++++	++++	++++	++++ <-
153 Chlorpyrifos	++++	++++	++++	++++	++++	++++	++++	++++ <-
154 Diazinon	++++	++++	++++	++++	++++	++++	++++	++++ <-
155 Kelthane	++++	++++	++++	++++	++++	++++	++++	++++ <-
156 Methyl Parathion	++++	++++	++++	++++	++++	++++	++++	++++ <-
157 Ethyl Parathion	++++	++++	++++	++++	++++	++++	++++	++++ <-
158 Ethion	++++	++++	++++	++++	++++	++++	++++	++++ <-
159 4-Nonylphenol	++++	++++	++++	++++	++++	++++	++++	++++ <-
160 Tetraethyl Tin	++++	++++	++++	++++	++++	++++	++++	++++ <-
161 1,2,3-Trichloronaphthalene	++++	++++	++++	++++	++++	++++	++++	++++ <-
162 1,2,3,4-Tetrachloronaphthalene	++++	++++	++++	++++	++++	++++	++++	++++ <-
163 1,2,3,5,8-Pentachloronaphthal	++++	++++	++++	++++	++++	++++	++++	++++ <-
164 1,2,3,4,6,7-Hexachloronaphtha	++++	++++	++++	++++	++++	++++	++++	++++ <-
165 1,2,3,4,5,6,7-Heptachloronaph	++++	++++	++++	++++	++++	++++	++++	++++ <-
166 Octachloronaphthalene	++++	++++	++++	++++	++++	++++	++++	++++ <-
167 2,2',4,4',5-Pentabromobipheny	++++	++++	++++	++++	++++	++++	++++	++++ <-

Analytical Resources, Inc.

INITIAL CALIBRATION DATA

Start Cal Date : 11-JUN-2009 10:27
 End Cal Date : 11-JUN-2009 14:21
 Quant Method : ISTD
 Origin : Disabled
 Target Version : 3.50
 Integrator : HP RTE
 Method file : /chem1/nt6.i/20090611.b/ddt.b/SW846.m
 Cal Date : 11-Jun-2009 16:21 jeff
 Curve Type : Average

Compound	1.000 Level 1	5.000 Level 2	10.000 Level 3	25.000 Level 4	40.000 Level 5	80.000 Level 6	RRF	% RSD
3 Phenol	2.26483	2.60958	2.55462	2.38487	2.31164	2.22337	2.39148	6.609
4 Bis(2-Chloroethyl)ether	1.84957	1.94500	1.86939	1.79277	1.70067	1.67383	1.80520	5.755
6 2-Chlorophenol	1.44644	1.63675	1.61950	1.48831	1.45451	1.41784	1.51056	6.220
7 1,3-Dichlorobenzene	1.68410	1.78101	1.70131	1.61602	1.55526	1.52968	1.64456	5.793
9 1,4-Dichlorobenzene	1.62523	1.76681	1.70564	1.63526	1.58167	1.56649	1.64685	4.637
11 Benzyl alcohol	1.01209	1.23222	1.15015	1.15926	1.08469	1.07883	1.11954	6.876
12 1,2-Dichlorobenzene	1.65546	1.72184	1.69655	1.56504	1.55043	1.51115	1.61674	5.330
13 2-Methylphenol	1.41840	1.69131	1.67647	1.58617	1.54235	1.48224	1.56616	6.857
14 2,2'-oxybis(1-Chloropropane)	2.17076	2.45748	2.30988	2.24813	2.15546	2.07602	2.23629	6.032
15 4-Methylphenol	1.45062	1.75836	1.68103	1.61725	1.57111	1.52673	1.60085	6.869
16 N-Nitroso-di-n-propylamine	1.48025	1.65184	1.53743	1.48985	1.41242	1.33583	1.48460	7.264
17 Hexachloroethane	0.70184	0.82303	0.80199	0.75822	0.75895	0.72355	0.76126	6.003
19 Nitrobenzene	0.64981	0.71770	0.68458	0.60876	0.60664	0.55810	0.63760	9.113
20 Isophorone	1.06924	1.17638	1.14440	1.03527	1.03418	0.93847	1.06632	8.019
21 2-Nitrophenol	++++	0.23498	0.23701	0.23055	0.23247	0.22631	0.23226	1.779
22 2,4-Dimethylphenol	0.47587	0.53302	0.54665	0.50189	0.51574	0.47708	0.50838	5.704
23 Bis(2-Chloroethoxy)methane	0.58669	0.63648	0.61290	0.58538	0.56761	0.53555	0.58743	5.967
24 Benzoic acid	++++	0.25997	0.30430	0.31969	0.35997	0.34452	0.31769	12.213
25 2,4-Dichlorophenol	0.25579	0.33238	0.35107	0.35290	0.35246	0.34166	0.33104	11.395
26 1,2,4-Trichlorobenzene	0.40100	0.42746	0.40992	0.39333	0.39974	0.38072	0.40203	3.925
28 Naphthalene	1.24487	1.28380	1.25651	1.14947	1.14268	1.05634	1.18895	7.330
29 4-Chloroaniline	0.46713	0.54734	0.52805	0.51584	0.52530	0.49179	0.51258	5.598
30 Hexachlorobutadiene	0.22875	0.23256	0.22963	0.22264	0.21704	0.21876	0.22490	2.816
31 4-Chloro-3-methylphenol	++++	0.41285	0.41938	0.42486	0.43982	0.39900	0.41918	3.589
32 2-Methylnaphthalene	0.65101	0.69969	0.67113	0.64070	0.63188	0.59161	0.64767	5.655
33 Hexachlorocyclopentadiene	++++	0.19986	0.25273	0.32639	0.38404	0.38462	0.30953	26.409 <- LIN
34 2,4,6-Trichlorophenol	++++	0.42178	0.43380	0.41368	0.44214	0.42245	0.42677	2.622
35 2,4,5-Trichlorophenol	++++	0.42156	0.43297	0.43144	0.45712	0.44409	0.43744	3.108
37 2-Chloronaphthalene	1.28762	1.43880	1.36016	1.31568	1.29752	1.28805	1.33131	4.451

Analytical Resources, Inc.

INITIAL CALIBRATION DATA

Start Cal Date : 11-JUN-2009 10:27
 End Cal Date : 11-JUN-2009 14:21
 Quant Method : ISTD
 Origin : Disabled
 Target Version : 3.50
 Integrator : HP RTE
 Method file : /chem1/nt6.i/20090611.b/ddt.b/SW846.m
 Cal Date : 11-Jun-2009 16:21 jeff
 Curve Type : Average

Compound	1.000 Level 1	5.000 Level 2	10.000 Level 3	25.000 Level 4	40.000 Level 5	80.000 Level 6	RRF	% RSD
38 2-Nitroaniline	+++++	0.56808	0.55175	0.56754	0.55214	0.52918	0.55374	2.864
39 Dimethylphthalate	1.39064	1.60458	1.52486	1.41036	1.45278	1.37122	1.45908	6.154
40 Acenaphthylene	1.90932	2.17006	2.06162	1.99433	1.92194	1.86946	1.98779	5.656
41 2,6-Dinitrotoluene	+++++	0.32289	0.31592	0.31310	0.32232	0.31182	0.31721	1.623
43 3-Nitroaniline	+++++	0.36626	0.35864	0.35410	0.37529	0.35663	0.36218	2.380
44 Acenaphthene	1.26984	1.35859	1.32633	1.19443	1.21715	1.16080	1.25453	6.176
45 2,4-Dinitrophenol	+++++	0.04491	0.08512	0.13090	0.17206	0.18431	0.12346	47.504 <- LIN
46 Dibenzofuran	1.81825	1.99098	1.86085	1.76523	1.77574	1.66478	1.81264	6.025
47 4-Nitrophenol	+++++	0.20621	0.22542	0.23230	0.24937	0.24148	0.23096	7.162
48 2,4-Dinitrotoluene	+++++	0.41792	0.41048	0.40223	0.42063	0.40554	0.41136	1.911
49 Fluorene	1.46233	1.60215	1.52899	1.44138	1.47773	1.38348	1.48268	5.083
50 Diethylphthalate	1.32990	1.41548	1.38188	1.30116	1.28600	1.25406	1.32808	4.581
51 4-Chlorophenyl-phenylether	0.75128	0.78709	0.75148	0.68457	0.72442	0.69185	0.73178	5.365
52 4-Nitroaniline	+++++	0.32465	0.33053	0.30456	0.33245	0.31702	0.32184	3.535
53 4,6-Dinitro-2-methylphenol	+++++	0.11824	0.14204	0.15668	0.16741	0.16869	0.15061	13.958
54 N-Nitrosodiphenylamine	0.61207	0.67395	0.65596	0.62004	0.59327	0.58866	0.62399	5.490
56 4-Bromophenyl-phenylether	0.23076	0.27241	0.26217	0.26182	0.24593	0.25302	0.25435	5.757
57 Hexachlorobenzene	0.25658	0.27836	0.26135	0.26107	0.24530	0.25493	0.25960	4.194
58 Pentachlorophenol	+++++	0.09507	0.10596	0.12153	0.12972	0.14048	0.11855	15.349
60 Phenanthrene	1.29461	1.37974	1.34095	1.25617	1.19756	1.14763	1.26944	6.876
61 Anthracene	1.32632	1.38290	1.35599	1.27409	1.21986	1.16260	1.28696	6.561
62 Carbazole	1.05963	1.13501	1.11187	1.06968	0.97766	0.99158	1.05757	5.956
63 Di-n-butylphthalate	1.18967	1.39243	1.34475	1.31905	1.19802	1.14789	1.26530	7.855
64 Fluoranthene	1.25054	1.44795	1.38415	1.30825	1.21593	1.16936	1.29603	8.131
65 Pyrene	1.61184	1.81914	1.70654	1.76719	1.61312	1.42343	1.65688	8.510
67 Butylbenzylphthalate	0.62359	0.71846	0.70512	0.71459	0.65820	0.59485	0.66913	7.768
68 Benzo(a)anthracene	1.45108	1.55940	1.54079	1.52861	1.40216	1.37483	1.47614	5.267
70 3,3'-Dichlorobenzidine	+++++	0.59658	0.56293	0.50876	0.51829	0.51915	0.54114	6.916
71 Chrysene	1.44393	1.48202	1.44585	1.44470	1.31892	1.34508	1.41342	4.614

Analytical Resources, Inc.

INITIAL CALIBRATION DATA

Start Cal Date : 11-JUN-2009 10:27
 End Cal Date : 11-JUN-2009 14:21
 Quant Method : ISTD
 Origin : Disabled
 Target Version : 3.50
 Integrator : HP RTE
 Method file : /chem1/nt6.i/20090611.b/ddt.b/SW846.m
 Cal Date : 11-Jun-2009 16:21 jeff
 Curve Type : Average

Compound	1.000 Level 1	5.000 Level 2	10.000 Level 3	25.000 Level 4	40.000 Level 5	80.000 Level 6	RRF	% RSD
72 bis(2-Ethylhexyl)phthalate	0.55896	0.69066	0.65914	0.65536	0.61360	0.54410	0.62030	9.483
73 Di-n-octylphthalate	1.14250	1.17928	1.13410	1.07631	0.99978	0.93644	1.07807	8.675
74 Benzo(b)fluoranthene	1.32192	1.41005	1.58483	1.49536	1.54630	1.33743	1.44932	7.570
75 Benzo(k)fluoranthene	1.54122	1.79224	1.47115	1.40575	1.34129	1.38000	1.48861	11.064
76 Benzo(a)pyrene	1.26499	1.38637	1.35515	1.29671	1.32012	1.24846	1.31197	4.024
78 Indeno(1,2,3-cd)pyrene	1.65372	1.79411	1.72810	1.75205	1.74862	1.81707	1.74895	3.254
79 Dibenzo(a,h)anthracene	1.19637	1.39081	1.36680	1.30329	1.34087	1.36868	1.32780	5.348
80 Benzo(g,h,i)perylene	1.42216	1.57672	1.55478	1.54367	1.52109	1.55257	1.52850	3.606
90 N-Nitrosodimethylamine	++++	1.37190	1.32666	1.28220	1.19223	1.16260	1.26712	6.979
91 Aniline	++++	3.35775	3.13972	3.03275	2.86128	2.77415	3.03313	7.614
92 1,2-Diphenylhydrazine	++++	++++	++++	++++	++++	++++	++++	++++ <-
93 Benzidine	++++	0.86195	0.82756	0.75814	0.70888	0.63973	0.75925	11.787
96 p-Cymene	++++	++++	++++	++++	++++	++++	++++	++++ <-
97 Caffeine	++++	++++	++++	++++	++++	++++	++++	++++ <-
98 Retene	0.51186	0.57072	0.56104	0.56229	0.55304	0.47780	0.53946	6.792
99 Perylene	++++	++++	++++	++++	++++	++++	++++	++++ <-
100 3-beta-Coprostanol	++++	++++	++++	++++	++++	++++	++++	++++ <-
101 Cholesterol	++++	++++	++++	++++	++++	++++	++++	++++ <-
102 beta-Sitosterol	++++	++++	++++	++++	++++	++++	++++	++++ <-
103 Pyridine	++++	2.26566	2.22845	2.20777	2.11114	2.05478	2.17356	4.029
\$ 1 2-Fluorophenol	++++	1.78319	1.70073	1.64185	1.58913	1.52948	1.64888	5.958
\$ 137 d8-1,4-Dioxane	++++	0.92733	0.86673	0.96469	0.88036	0.91070	0.90996	4.271
\$ 2 Phenol-d5	2.05044	2.48538	2.24216	2.24535	2.17239	2.08966	2.21423	6.978
\$ 5 2-Chlorophenol-d4	++++	1.39455	1.36799	1.33726	1.33540	1.31116	1.34927	2.399
\$ 10 1,2-Dichlorobenzene-d4	0.97908	1.05536	0.98901	0.98763	0.98872	0.97561	0.99590	2.978
\$ 18 Nitrobenzene-d5	++++	0.68277	0.64060	0.59143	0.60149	0.55487	0.61423	7.975
\$ 36 2-Fluorobiphenyl	++++	1.62832	1.51971	1.45494	1.41622	1.40859	1.48556	6.134
\$ 55 2,4,6-Tribromophenol	++++	0.19088	0.17964	0.18043	0.20306	0.19948	0.19070	5.608

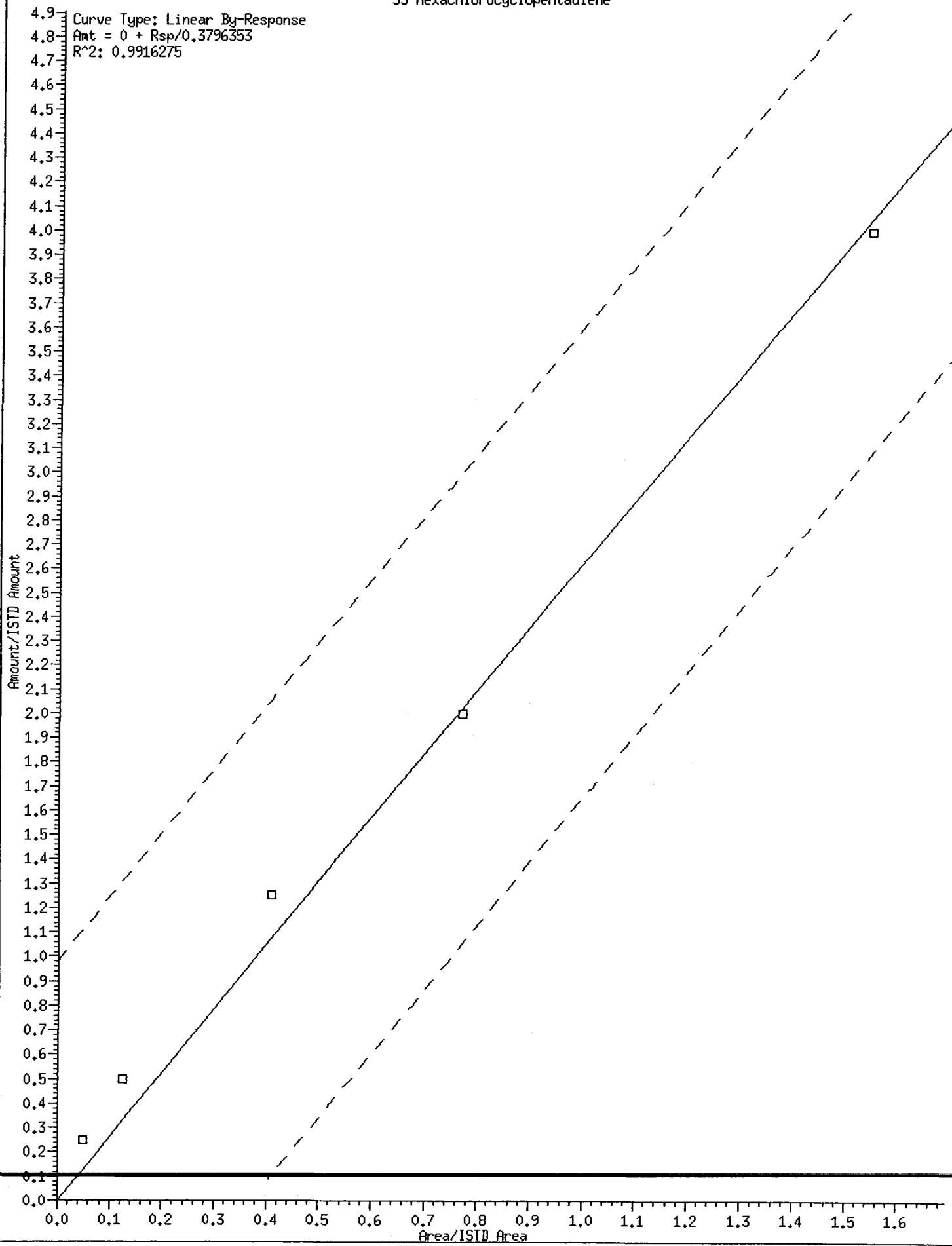
Analytical Resources, Inc.

INITIAL CALIBRATION DATA

Start Cal Date : 11-JUN-2009 10:27
 End Cal Date : 11-JUN-2009 14:21
 Quant Method : ISTD
 Origin : Disabled
 Target Version : 3.50
 Integrator : HP RTE
 Method file : /chem1/nt6.i/20090611.b/ddt.b/SW846.m
 Cal Date : 11-Jun-2009 16:21 jeff
 Curve Type : Average

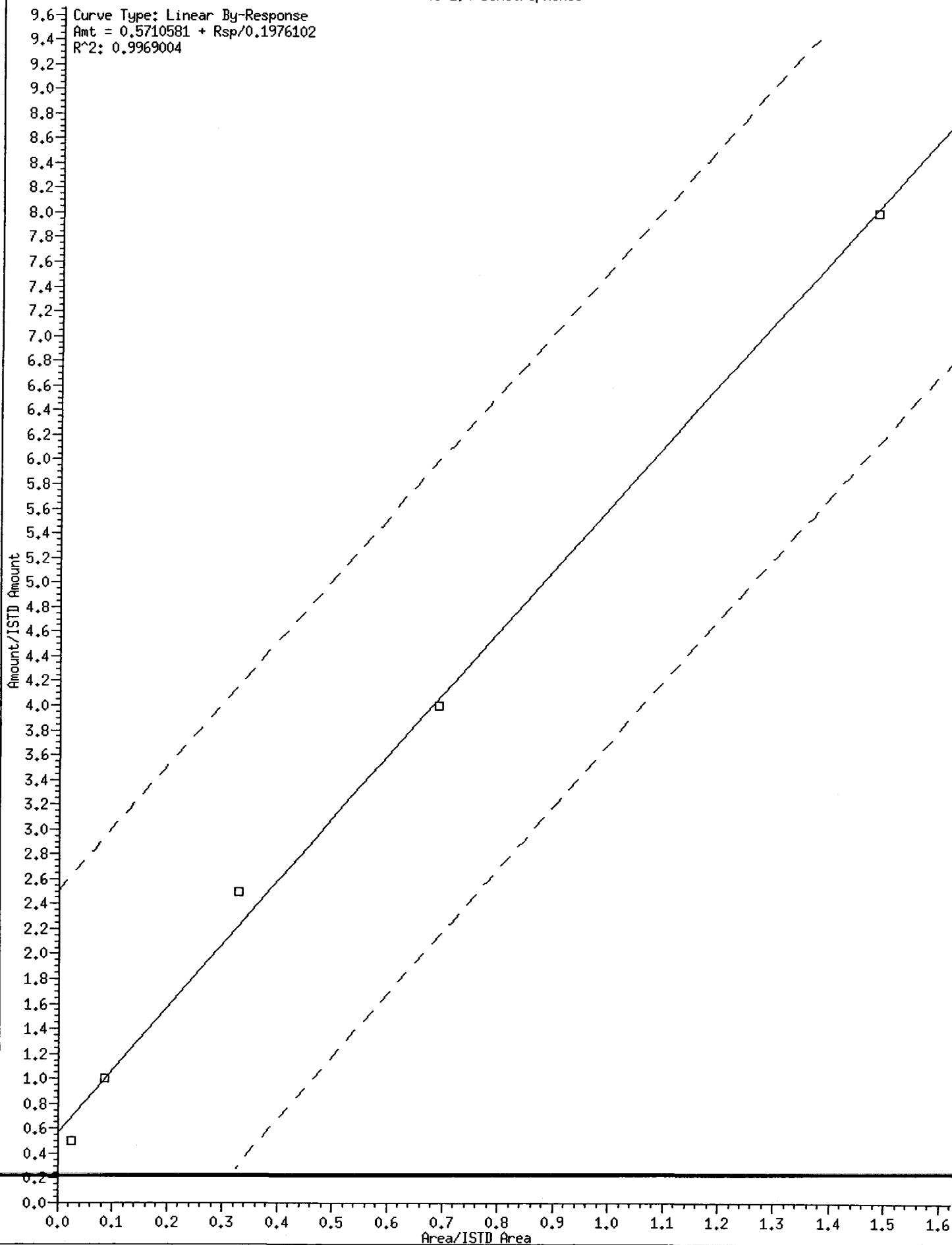
Compound	1.000 Level 1	5.000 Level 2	10.000 Level 3	25.000 Level 4	40.000 Level 5	80.000 Level 6	RRF	% RSD
\$ 66 Terphenyl-d14	+++++	1.14228	1.07107	1.10058	1.08136	0.94583	1.06822	6.894
\$ 85 p-Cresol-d4	+++++	+++++	+++++	+++++	+++++	+++++	+++++	+++++
\$ 86 Anthracene-d10	+++++	+++++	+++++	+++++	+++++	+++++	+++++	+++++
\$ 87 Fluoranthene-d10	+++++	+++++	+++++	+++++	+++++	+++++	+++++	+++++
\$ 88 Dibenzo(a,h)anthracene-d14	+++++	+++++	+++++	+++++	+++++	+++++	+++++	+++++
\$ 89 Diphenyl-d10	+++++	+++++	+++++	+++++	+++++	+++++	+++++	+++++
\$ 95 D10-1-methylnaphthalene	+++++	+++++	+++++	+++++	+++++	+++++	+++++	+++++

33 Hexachlorocyclopentadiene



45 2,4-Dinitrophenol

Curve Type: Linear By-Response
Amt = 0.5710581 + Rsp/0.1976102
R²: 0.9969004



Analytical Resources, Inc.
INITIAL CALIBRATION DATA

Start Cal Date : 11-JUN-2009 10:27
 End Cal Date : 11-JUN-2009 14:21
 Quant Method : ISTD
 Origin : Force
 Target Version : 3.50
 Integrator : HP RTE
 Method File : /chem1/nt6.i/20090611.b/SW846.m
 Cal Date : 11-Jun-2009 16:21 jeff

Calibration File Names:

Level 1 /chem1/nt6.i/20090611.b/0010611a.d
 Level 2 /chem1/nt6.i/20090611.b/0050611a.d
 Level 3 /chem1/nt6.i/20090611.b/0100611.d
 Level 4 /chem1/nt6.i/20090611.b/0250611.d
 Level 5 /chem1/nt6.i/20090611.b/0400611.d
 Level 6 /chem1/nt6.i/20090611.b/0800611.d

Compound	Level						Curve	Coefficients		%RSD or R ²
	1	5	10	25	40	80		b	m1	
186 Carbaryl	++++	++++	++++	++++	++++	++++	AVRG	0.000e+00		0.000e+00 <-
179 n-Decane	1.93648	2.02034	1.93691	1.81518	1.73957	1.70040	AVRG	1.85815		6.78336
180 n-Octadecane	0.63447	0.69900	0.68249	0.65372	0.61449	0.58443	AVRG	0.64476		6.61940
169 4-tert-Butylphenol	++++	++++	++++	++++	++++	++++	AVRG	0.000e+00		0.000e+00 <-
170 N,N-Dimethylaniline	++++	++++	++++	++++	++++	++++	AVRG	0.000e+00		0.000e+00 <-
171 2,3-Dimethylaniline	++++	++++	++++	++++	++++	++++	AVRG	0.000e+00		0.000e+00 <-
172 2,4-Dimethylaniline	++++	++++	++++	++++	++++	++++	AVRG	0.000e+00		0.000e+00 <-
173 2,5-Dimethylaniline	++++	++++	++++	++++	++++	++++	AVRG	0.000e+00		0.000e+00 <-
174 2,6-Dimethylaniline	++++	++++	++++	++++	++++	++++	AVRG	0.000e+00		0.000e+00 <-
175 3,4-Dimethylaniline	++++	++++	++++	++++	++++	++++	AVRG	0.000e+00		0.000e+00 <-
176 3,5-Dimethylaniline	++++	++++	++++	++++	++++	++++	AVRG	0.000e+00		0.000e+00 <-
177 p-Benzoquinone	++++	++++	++++	++++	++++	++++	AVRG	0.000e+00		0.000e+00 <-
168 Pentachlorobenzene	0.54637	0.57565	0.53806	0.50207	0.51901	0.50261	AVRG	0.53063		5.37353
145 4,4'-DDE	++++	++++	++++	++++	++++	++++	AVRG	0.000e+00		0.000e+00 <-

11 JUN 2009 16:22

Analytical Resources, Inc.
INITIAL CALIBRATION DATA

Start Cal Date : 11-JUN-2009 10:27
 End Cal Date : 11-JUN-2009 14:21
 Quant Method : ISTD
 Origin : Force
 Target Version : 3.50
 Integrator : HP RTE
 Method file : /chem1/nt6.i/20090611.b/SW846.m
 Cal Date : 11-Jun-2009 16:21 jeff

Compound	Level						Coefficients		%RSD or R ²
	1	5	10	25	40	80	b	m1 m2	
146 4,4'-DD	++++	++++	++++	++++	++++	++++	AVRG	0.000e+00	<-
147 4,4'-DDT	++++	++++	++++	++++	++++	++++	AVRG	0.000e+00	<-
148 Dieldrin	++++	++++	++++	++++	++++	++++	AVRG	0.000e+00	<-
149 TCMX	++++	++++	++++	++++	++++	++++	AVRG	0.000e+00	<-
150 DCP	++++	++++	++++	++++	++++	++++	AVRG	0.000e+00	<-
138 Chlorobenzilate	++++	++++	++++	++++	++++	++++	AVRG	0.000e+00	<-
139 Isodrin	++++	++++	++++	++++	++++	++++	AVRG	0.000e+00	<-
140 Diallate A	++++	++++	++++	++++	++++	++++	AVRG	0.000e+00	<-
141 Diallate B	++++	++++	++++	++++	++++	++++	AVRG	0.000e+00	<-
142 1,2-Dibromo-3-Chloropropane	++++	++++	++++	++++	++++	++++	AVRG	0.000e+00	<-
135 2,3,5-Tetrachlorophenol	++++	++++	++++	++++	++++	++++	AVRG	0.000e+00	<-
136 2,3,4,5-Tetrachlorophenol	++++	++++	++++	++++	++++	++++	AVRG	0.000e+00	<-
133 Butylatedhydroxytoluene	1.18630	1.23671	1.19275	1.13261	1.09394	1.07877	AVRG	1.15351	5.35942
132 3,6-Dimethylphenanthrene	++++	++++	++++	++++	++++	++++	AVRG	0.000e+00	<-
131 1-Methylphenanthrene	++++	++++	++++	++++	++++	++++	AVRG	0.000e+00	<-
130 Dibenzothiophene	++++	++++	++++	++++	++++	++++	AVRG	0.000e+00	<-
129 1-Methylfluorene	++++	++++	++++	++++	++++	++++	AVRG	0.000e+00	<-
128 N-Hexadecane	++++	++++	++++	++++	++++	++++	AVRG	0.000e+00	<-
127 2-Isopropylinaphthalene	++++	++++	++++	++++	++++	++++	AVRG	0.000e+00	<-
126 N-Tetradecane	++++	++++	++++	++++	++++	++++	AVRG	0.000e+00	<-
144 alpha-Terpineol	0.35631	0.38680	0.37345	0.35734	0.35653	0.32786	AVRG	0.35971	5.50991
125 Saffrole	++++	++++	++++	++++	++++	++++	AVRG	0.000e+00	<-

Analytical Resources, Inc.

INITIAL CALIBRATION DATA

Start Cal Date : 11-JUN-2009 10:27
 End Cal Date : 11-JUN-2009 14:21
 Quant Method : ISTD
 Origin : Force
 Target Version : 3.50
 Integrator : HP RTE
 Method file : /chem1/nt6.i/20090611.b/SW846.m
 Cal Date : 11-Jun-2009 16:21 jeff

Compound	Level										Coefficients		%RSD or R ²
	1	5	10	25	40	80	Curve	b	m1	m2			
124 3,4-Dimethylphenol	++++	++++	++++	++++	++++	++++	AVRG		0.000e+00		0.000e+00	<	
123 Acetophenone	2.14252	2.45076	2.32833	2.15112	2.09332	1.96048	AVRG		2.18776		7.99308		
122 Furfuraldehyde	++++	++++	++++	++++	++++	++++	AVRG		0.000e+00		0.000e+00	<	
143 1,4-Dioxane	0.83927	0.89623	0.86543	0.86821	0.78994	0.86418	AVRG		0.85388		4.23549		
121 Quinoline	++++	++++	++++	++++	++++	++++	AVRG		0.000e+00		0.000e+00	<	
120 2,3,4,6-Tetrachlorophenol	++++	++++	++++	++++	++++	++++	AVRG		0.000e+00		0.000e+00	<	
178 2-Benzy1-4-Chlorophenol	++++	++++	++++	++++	++++	++++	AVRG		0.000e+00		0.000e+00	<	
119 7,12-Dimethylbenz(a)anthracen	++++	++++	++++	++++	++++	++++	AVRG		0.000e+00		0.000e+00	<	
118 Triphenyl Phosphate	0.22409	0.23922	0.23167	0.22604	0.22042	0.20321	AVRG		0.22411		5.42665		
117 Butyl Diphenyl Phosphate	0.29348	0.39306	0.36139	0.38486	0.35012	0.31416	AVRG		0.34951		11.21034		
116 Dibutyl Phenyl Phosphate	0.55840	0.66353	0.64744	0.64715	0.60990	0.60415	AVRG		0.62176		6.23487		
115 Tributyl Phosphate	1.15650	1.31263	1.26356	1.23512	1.12969	1.07756	AVRG		1.19585		7.44978		
114 Beta-pinene	++++	++++	++++	++++	++++	++++	AVRG		0.000e+00		0.000e+00	<	
113 Diphenyl Oxide	++++	0.95514	0.91628	0.89265	0.88559	0.87004	AVRG		0.90394		3.66379		
112 Biphenyl	++++	1.98994	1.85741	1.77575	1.71055	1.64707	AVRG		1.79614		7.43186		
111 Azobenzene (1,2-DP-Hydrazine)	2.04425	2.35569	2.24262	2.11099	2.08831	1.91067	AVRG		2.12542		7.32069		
110 Tetrachloroguaiacol	++++	++++	++++	++++	++++	++++	AVRG		0.000e+00		0.000e+00	<	
109 3,4,5-Trichloroguaiacol	++++	++++	++++	++++	++++	++++	AVRG		0.000e+00		0.000e+00	<	
181 3,4,6-Trichloroguaiacol	++++	++++	++++	++++	++++	++++	AVRG		0.000e+00		0.000e+00	<	
108 4,5,6-Trichloroguaiacol	++++	++++	++++	++++	++++	++++	AVRG		0.000e+00		0.000e+00	<	
184 3,4-Dichloroguaiacol	++++	++++	++++	++++	++++	++++	AVRG		0.000e+00		0.000e+00	<	
107 4,5-Dichloroguaiacol	++++	++++	++++	++++	++++	++++	AVRG		0.000e+00		0.000e+00	<	

000000

Analytical Resources, Inc.

INITIAL CALIBRATION DATA

Start Cal Date : 11-JUN-2009 10:27
 End Cal Date : 11-JUN-2009 14:21
 Quant Method : ISTD
 Origin : Force
 Target Version : 3.50
 Integrator : HP RTE
 Method File : /chem1/nt6.i/20090611.b/SW846.m
 Cal Date : 11-Jun-2009 16:21 jeff

Compound	Level								Coefficients		%RSD or R ²
	1	5	10	25	40	80	Curve	b	m1	m2	
182 4,6-Dichloroguaiacol	++++	++++	++++	++++	++++	++++	AVRG		0.000e+00		0.000e+00
185 4-Chloroguaiacol	++++	++++	++++	++++	++++	++++	AVRG		0.000e+00		0.000e+00
106 Guaiacol	++++	++++	++++	++++	++++	++++	AVRG		0.000e+00		0.000e+00
105 1-methylnaphthalene	0.62132	0.67609	0.64493	0.60641	0.60656	0.56618	AVRG		0.62025		6.04599
151 1,2,4,5-Tetrachlorobenzene	++++	++++	++++	++++	++++	++++	AVRG		0.000e+00		0.000e+00
152 Benzofluorene	++++	++++	++++	++++	++++	++++	AVRG		0.000e+00		0.000e+00
153 Chlorpyrifos	++++	++++	++++	++++	++++	++++	AVRG		0.000e+00		0.000e+00
154 Diazinon	++++	++++	++++	++++	++++	++++	AVRG		0.000e+00		0.000e+00
155 Kelthane	++++	++++	++++	++++	++++	++++	AVRG		0.000e+00		0.000e+00
156 Methyl Parathion	++++	++++	++++	++++	++++	++++	AVRG		0.000e+00		0.000e+00
157 Ethyl Parathion	++++	++++	++++	++++	++++	++++	AVRG		0.000e+00		0.000e+00
158 Ethion	++++	++++	++++	++++	++++	++++	AVRG		0.000e+00		0.000e+00
159 4-Nonylphenol	++++	++++	++++	++++	++++	++++	AVRG		0.000e+00		0.000e+00
160 Tetraethyl Tin	++++	++++	++++	++++	++++	++++	AVRG		0.000e+00		0.000e+00
161 1,2,3-Trichloronaphthalene	++++	++++	++++	++++	++++	++++	AVRG		0.000e+00		0.000e+00
162 1,2,3,4-Tetrachloronaphthalene	++++	++++	++++	++++	++++	++++	AVRG		0.000e+00		0.000e+00
163 1,2,3,5-Pentachloronaphthalene	++++	++++	++++	++++	++++	++++	AVRG		0.000e+00		0.000e+00
164 1,2,3,4,6,7-Hexachloronaphthalene	++++	++++	++++	++++	++++	++++	AVRG		0.000e+00		0.000e+00
165 1,2,3,4,5,6,7-Heptachloronaphthalene	++++	++++	++++	++++	++++	++++	AVRG		0.000e+00		0.000e+00
166 Octachloronaphthalene	++++	++++	++++	++++	++++	++++	AVRG		0.000e+00		0.000e+00
167 2,2',4',5'-Pentabromobiphenyl	++++	++++	++++	++++	++++	++++	AVRG		0.000e+00		0.000e+00
3 Pheno	2.26483	2.60958	2.55462	2.38487	2.31164	2.22337	AVRG		2.39148		6.60890

0000000000

Analytical Resources, Inc.

INITIAL CALIBRATION DATA

Start Cal Date : 11-JUN-2009 10:27
 End Cal Date : 11-JUN-2009 14:21
 Quant Method : ISTD
 Origin Version : Force
 Target Version : 3.50
 Integrator : HP RTE
 Method file : /chem1/nt6.i/20090611.b/SW846.m
 Cal Date : 11-Jun-2009 16:21 jeff

Compound	Level										Curve	Coefficients		%RSD or R ²
	1	5	10	25	40	80	b	m1	m2					
4 Bis(2-Chloroethyl)ether	1.84957	1.94500	1.86939	1.79277	1.70067	1.67383	AVRG	1.80520			5.75540			
6 2-Chlorophenol	1.44644	1.63675	1.61950	1.48831	1.45451	1.41784	AVRG	1.51056			6.21985			
7 1,3-Dichlorobenzene	1.68410	1.78101	1.70131	1.61602	1.55526	1.52968	AVRG	1.64456			5.79349			
9 1,4-Dichlorobenzene	1.62523	1.76681	1.70564	1.63526	1.58167	1.56648	AVRG	1.64685			4.63677			
11 Benzyl alcohol	1.01209	1.23222	1.15015	1.15926	1.08469	1.07883	AVRG	1.11954			6.87603			
12 1,2-Dichlorobenzene	1.65546	1.72184	1.69655	1.56504	1.55043	1.51115	AVRG	1.61674			5.33042			
13 2-Methylphenol	1.41840	1.69131	1.67647	1.58617	1.54235	1.48224	AVRG	1.56616			6.85750			
14 2,2'-oxybis(1-Chloropropane)	2.17076	2.45748	2.30988	2.24813	2.15546	2.07602	AVRG	2.23629			6.03246			
15 4-Methylphenol	1.45062	1.75836	1.68103	1.61725	1.57111	1.52673	AVRG	1.60085			6.86878			
16 N-Nitroso-di-n-propylamine	1.48025	1.65184	1.53743	1.48985	1.41242	1.33583	AVRG	1.48460			7.26396			
17 Hexachloroethane	0.70184	0.82303	0.80199	0.75822	0.75895	0.72355	AVRG	0.76126			6.00287			
19 Nitrobenzene	0.64981	0.71770	0.68458	0.60876	0.60664	0.55810	AVRG	0.63760			9.11344			
20 Isophorone	1.06924	1.17638	1.14440	1.03527	1.03418	0.93847	AVRG	0.63760			8.01924			
21 2-Nitrophenol	++++	0.23498	0.23701	0.23055	0.23247	0.22631	AVRG	1.05632			1.77936			
22 2,4-Dimethylphenol	0.47587	0.53302	0.54665	0.50189	0.51574	0.47708	AVRG	0.23226			5.70422			
23 Bis(2-Chloroethoxy)methane	0.58669	0.63648	0.61290	0.58538	0.56761	0.53555	AVRG	0.58743			5.96750			
24 Benzoic acid	++++	0.25997	0.30430	0.31969	0.35997	0.34452	AVRG	0.31769			12.21253			
25 2,4-Dichlorophenol	0.25579	0.33238	0.35107	0.35290	0.35246	0.34166	AVRG	0.33104			11.39491			
26 1,2,4-Trichlorobenzene	0.40100	0.42746	0.40992	0.39333	0.39974	0.38072	AVRG	0.40203			3.92462			
28 Naphthalene	1.24487	1.28380	1.25651	1.14947	1.14268	1.05634	AVRG	1.18895			7.32986			
29 4-Chloroaniline	0.46713	0.54734	0.52805	0.51584	0.52530	0.49179	AVRG	0.51258			5.59849			
30 Hexachlorobutadiene	0.22875	0.23256	0.22963	0.22264	0.21704	0.21876	AVRG	0.22490			2.81583			

11-06-2009 16:21

Analytical Resources, Inc.

INITIAL CALIBRATION DATA

Start Cal Date : 11-JUN-2009 10:27
 End Cal Date : 11-JUN-2009 14:21
 Quant Method : ISTD
 Origin : Force
 Target Version : 3.50
 Integrator : HP RTE
 Method file : /chem1/nt6.i/20090611.b/SW846.m
 Cal Date : 11-Jun-2009 16:21 jeff

Compound	Level										Coefficients		%RSD or R ²
	1	5	10	25	40	80	Level 6	Curve	b	m1	m2		
31 4-Chloro-3-methylphenol	++++	0.41285	0.41938	0.42486	0.43982	0.39900	AVRG			0.41918		3.58897	
32 2-Methylnaphthalene	0.65101	0.69969	0.67113	0.64070	0.63188	0.59161	AVRG			0.64767		5.65514	
33 Hexachlorocyclopentadiene	++++	9060	22217	88728	207087	325812	LINR	0.000e+00		0.37964		0.99163	
34 2,4,6-Trichlorophenol	++++	0.42178	0.43380	0.41368	0.44214	0.42245	AVRG			0.42677		2.62154	
35 2,4,5-Trichlorophenol	++++	0.42156	0.43297	0.43144	0.45712	0.44409	AVRG			0.43744		3.10829	
37 2-Chloronaphthalene	1.28762	1.43880	1.36016	1.31568	1.29752	1.28805	AVRG			1.33131		4.45061	
38 2-Nitroaniline	++++	0.56808	0.55175	0.56754	0.55214	0.52918	AVRG			0.55374		2.86392	
39 Dimethylphthalate	1.39064	1.60458	1.52486	1.41036	1.45278	1.37122	AVRG			1.45908		6.15402	
40 Acenaphthylene	1.90932	2.17006	2.06162	1.99433	1.92194	1.86946	AVRG			1.98779		5.65647	
41 2,6-Dinitrotoluene	++++	0.32289	0.31592	0.31310	0.32232	0.31182	AVRG			0.31721		1.62268	
43 3-Nitroaniline	++++	0.36626	0.35864	0.35410	0.37529	0.35663	AVRG			0.36218		2.38009	
44 Acenaphthene	1.26984	1.35859	1.32633	1.19443	1.21715	1.16080	AVRG			1.25453		6.17570	
45 2,4-Dinitrophenol	++++	4072	14966	71172	185554	312259	LINR	0.57106		0.19761		0.99690	
46 Dibenzofuran	1.81825	1.99098	1.86085	1.76523	1.77574	1.66478	AVRG			1.81264		6.02476	
47 4-Nitrophenol	++++	0.20621	0.22542	0.23230	0.24937	0.24148	AVRG			0.23096		7.16157	
48 2,4-Dinitrotoluene	++++	0.41792	0.41048	0.40223	0.42063	0.40554	AVRG			0.41136		1.91102	
49 Fluorene	1.46233	1.60215	1.52899	1.44138	1.47773	1.38348	AVRG			1.48268		5.08338	
50 Diethylphthalate	1.32990	1.41548	1.38188	1.30116	1.28600	1.25406	AVRG			1.32808		4.58142	
51 4-Chlorophenyl-phenylether	0.75128	0.78709	0.75148	0.68457	0.72442	0.69185	AVRG			0.73178		5.36451	
52 4-Nitroaniline	++++	0.32465	0.33053	0.30456	0.33245	0.31702	AVRG			0.32184		3.53536	
53 4,6-Dinitro-2-methylphenol	++++	0.11824	0.14204	0.15668	0.16741	0.16869	AVRG			0.15061		13.95785	
54 N-Nitrosodiphenylamine	0.61207	0.67395	0.65596	0.62004	0.59327	0.58866	AVRG			0.62399		5.48977	

TV 0000 000000

Analytical Resources, Inc.

INITIAL CALIBRATION DATA

Start Cal Date : 11-JUN-2009 10:27
 End Cal Date : 11-JUN-2009 14:21
 Quant Method : ISTD
 Origin Version : Force
 Target Version : 3.50
 Integrator : HP RTE
 Method file : /chem1/nt6.i/20090611.b/SW846.m
 Cal Date : 11-Jun-2009 16:21 jeff

Compound	1 Level 1	5 Level 2	10 Level 3	25 Level 4	40 Level 5	80 Level 6	Curve	b	Coefficients		%RSD or R^2
									m1	m2	
91 Anilide	++++	3.35775	3.13972	3.03275	2.86128	2.77415	AVRG		3.03313		7.61404
92 1,2-D-phenylhydrazine	++++	++++	++++	++++	++++	++++	AVRG		0.000e+00		0.000e+00 <-
93 Benzidine	++++	0.86195	0.82756	0.75814	0.70888	0.63973	AVRG		0.75925		11.78688
96 p-Cymene	++++	++++	++++	++++	++++	++++	AVRG		0.000e+00		0.000e+00 <-
97 Caffeine	++++	++++	++++	++++	++++	++++	AVRG		0.000e+00		0.000e+00 <-
98 Retene	0.51186	0.57072	0.56104	0.56229	0.55304	0.47780	AVRG		0.53946		6.79232
99 Perylene	++++	++++	++++	++++	++++	++++	AVRG		0.000e+00		0.000e+00 <-
100 3-beta-Coprostanol	++++	++++	++++	++++	++++	++++	AVRG		0.000e+00		0.000e+00 <-
101 Cholesterol	++++	++++	++++	++++	++++	++++	AVRG		0.000e+00		0.000e+00 <-
102 beta-sitosterol	++++	++++	++++	++++	++++	++++	AVRG		0.000e+00		0.000e+00 <-
103 Pyridine	++++	2.26566	2.22845	2.20777	2.11114	2.05478	AVRG		2.17356		4.02875
\$ 1 2-Fluorophenol	++++	1.78319	1.70073	1.64185	1.58913	1.52948	AVRG		1.64888		5.95799
\$ 137 d8-1,4-Dioxane	++++	0.92733	0.86673	0.96469	0.88036	0.91070	AVRG		0.90996		4.27134
\$ 2 Phenol-d5	2.05044	2.48538	2.24216	2.24535	2.17239	2.08966	AVRG		2.21423		6.97809
\$ 5 2-Chlorophenol-d4	++++	1.39455	1.36799	1.33726	1.33540	1.31116	AVRG		1.34927		2.39854
\$ 10 1,2-Dichlorobenzene-d4	0.97908	1.05536	0.98901	0.98763	0.98872	0.97561	AVRG		0.99590		2.97800
\$ 11 Nitrobenzene-d5	++++	0.68277	0.64060	0.59143	0.60149	0.55487	AVRG		0.61423		7.97518
\$ 36 2-Fluorobiphenyl	++++	1.62832	1.51971	1.45494	1.41622	1.40859	AVRG		1.48556		6.13401
\$ 55 2,4,6-Tribromophenol	++++	0.19088	0.17964	0.18043	0.20306	0.19948	AVRG		0.19070		5.60780
\$ 66 Terphenyl-d14	++++	1.14228	1.07107	1.10058	1.08136	0.94583	AVRG		1.06822		6.89379
\$ 85 p-Cresol-d4	++++	++++	++++	++++	++++	++++	AVRG		0.000e+00		0.000e+00 <-

000000

Analytical Resources, Inc.

INITIAL CALIBRATION DATA

Start Cal Date : 11-JUN-2009 10:27
 End Cal Date : 11-JUN-2009 14:21
 Quant Method : ISTD
 Origin : Force
 Target Version : 3.50
 Integrator : HP RTE
 Method file : /chem1/nt6.i/20090611.b/SW846.m
 Cal Date : 11-Jun-2009 16:21 jeff

Compound	Level										Coefficients		%RSD or R^2
	1	5	10	25	40	80	Curve	b	m1	m2			
\$ 86 Anthracene-d10	++++	++++	++++	++++	++++	++++	AVRG		0.000e+00		0.000e+00	<-	
\$ 87 Fluoranthene-d10	++++	++++	++++	++++	++++	++++	AVRG		0.000e+00		0.000e+00	<-	
\$ 88 Dibenz(a,h)anthracene-d14	++++	++++	++++	++++	++++	++++	AVRG		0.000e+00		0.000e+00	<-	
\$ 89 Diphenyl-d10	++++	++++	++++	++++	++++	++++	AVRG		0.000e+00		0.000e+00	<-	
\$ 95 D10-1-methylnaphthalene	++++	++++	++++	++++	++++	++++	AVRG		0.000e+00		0.000e+00	<-	

Analytical Resources, Inc.

INITIAL CALIBRATION DATA

Start Cal Date : 11-JUN-2009 10:27
 End Cal Date : 11-JUN-2009 14:21
 Quant Method : ISTD
 Origin : Force
 Target Version : 3.50
 Integrator : HP RTE
 Method file : /chem1/nt6.i/20090611.b/SW846.m
 Cal Date : 11-Jun-2009 16:21 jeff

Curve	Formula	Units
Averaged	Amt = Rsp/ml	Response
Linear	Amt = b + Rsp/ml	Response

Analytical Resources, Inc.

Semivolatle Report SW846 Method 8270D

Data file : /chem1/nt6.i/20090611.b/0010611a.d
 Lab Smp Id: ABN 1
 Inj Date : 11-JUN-2009 13:48
 Operator : LJR/VTS
 Smp Info : ABN 1
 Misc Info :
 Comment : 1ul Injection
 Method : /chem1/nt6.i/20090611.b/SW846.m
 Meth Date : 11-Jun-2009 16:21 jeff
 Cal Date : 11-JUN-2009 14:21
 Als bottle: 7
 Dil Factor: 1.00000
 Integrator: HP RTE
 Target Version: 3.50

Inst ID: nt6.i
 Quant Type: ISTD
 Cal File: 0050611a.d
 Calibration Sample, Level: 1
 Compound Sublist: ICAL.sub

LJR
6/11/09

Compounds	QUANT	SIG	RT	EXP RT	REL RT	RESPONSE	AMOUNTS	
							CAL-AMT (ug/mL)	ON-COL (ug/mL)
\$ 1 2-Fluorophenol	112		5.103	5.103	(0.716)	8220	1.00000	0.9915
\$ 2 Phenol-d5	99		6.780	6.780	(0.951)	10310	1.00000	0.9260
3 Phenol	94		6.796	6.796	(0.954)	11388	1.00000	0.9470
\$ 5 2-Chlorophenol-d4	132		6.833	6.833	(0.959)	6179	1.00000	0.9108
4 Bis(2-Chloroethyl)ether	93		6.828	6.828	(0.958)	9300	1.00000	1.025
6 2-Chlorophenol	128		6.855	6.855	(0.962)	7273	1.00000	0.9576
7 1,3-Dichlorobenzene	146		7.058	7.063	(0.990)	8468	1.00000	1.024
* 8 1,4-Dichlorobenzene-d4	152		7.127	7.127	(1.000)	100564	20.0000	
9 1,4-Dichlorobenzene	146		7.154	7.154	(1.004)	8172	1.00000	0.9869
\$ 10 1,2-Dichlorobenzene-d4	152		7.432	7.426	(1.043)	4923	1.00000	0.9831 (M)
12 1,2-Dichlorobenzene	146		7.448	7.448	(1.045)	8324	1.00000	1.024
11 Benzyl alcohol	108		7.448	7.453	(1.045)	5089	1.00000	0.9040
14 2,2'-oxybis(1-Chloropropane)	45		7.720	7.720	(1.083)	10915	1.00000	0.9707
13 2-Methylphenol	108		7.731	7.731	(1.085)	7132	1.00000	0.9057
17 Hexachloroethane	117		7.934	7.939	(1.113)	3529	1.00000	0.9219
16 N-Nitroso-di-n-propylamine	70		7.934	7.934	(1.113)	7443	1.00000	0.9971
15 4-Methylphenol	108		7.971	7.971	(1.118)	7294	1.00000	0.9062
\$ 18 Nitrobenzene-d5	82		8.078	8.078	(0.879)	10506	1.00000	1.030
19 Nitrobenzene	77		8.104	8.104	(0.882)	10789	1.00000	1.019
20 Isophorone	82		8.500	8.500	(0.925)	17753	1.00000	1.003
21 2-Nitrophenol	139		8.633	8.633	(0.940)	3247	1.00000	0.8420
22 2,4-Dimethylphenol	107		8.799	8.799	(0.958)	7901	1.00000	0.9361
23 Bis(2-Chloroethoxy)methane	93		8.927	8.927	(0.972)	9741	1.00000	0.9987
24 Benzoic acid	105		8.948	8.991	(0.974)	3976	5.00000	0.7538 (MH)
25 2,4-Dichlorophenol	162		9.034	9.034	(0.983)	4247	1.00000	0.7727
26 1,2,4-Trichlorobenzene	180		9.141	9.141	(0.995)	6658	1.00000	0.9974
* 27 Naphthalene-d8	136		9.189	9.189	(1.000)	332068	20.0000	

Compounds	QUANT SIG		AMOUNTS					
	MASS	RT	EXP RT	REL RT	RESPONSE	CAL-AMT (ug/mL)	ON-COL (ug/mL)	
28 Naphthalene	128	9.215	9.215	(1.003)	20669	1.00000	1.047	
29 4-Chloroaniline	127	9.392	9.392	(1.022)	7756	1.00000	0.9113	
30 Hexachlorobutadiene	225	9.557	9.557	(1.040)	3798	1.00000	1.017	
31 4-Chloro-3-methylphenol	107	10.252	10.252	(1.116)	4525	1.00000	0.6502	
32 2-Methylnaphthalene	141	10.342	10.342	(1.126)	10809	1.00000	1.005	
33 Hexachlorocyclopentadiene	237	10.727	10.732	(0.892)	188	1.00000	0.05644	
34 2,4,6-Trichlorophenol	196	10.876	10.876	(0.904)	2570	1.00000	0.6863	
35 2,4,5-Trichlorophenol	196	10.946	10.941	(0.910)	2966	1.00000	0.7728 (M)	
\$ 36 2-Fluorobiphenyl	172	10.999	10.999	(0.914)	12920	1.00000	0.9912	
37 2-Chloronaphthalene	162	11.111	11.111	(0.924)	11298	1.00000	0.9672	
38 2-Nitroaniline	65	11.363	11.363	(0.944)	3584	1.00000	0.7376	
39 Dimethylphthalate	163	11.752	11.758	(0.977)	12202	1.00000	0.9531	
40 Acenaphthylene	152	11.774	11.779	(0.979)	16753	1.00000	0.9605	
41 2,6-Dinitrotoluene	165	11.838	11.843	(0.984)	2098	1.00000	0.7538	
* 42 Acenaphthene-d10	164	12.030	12.030	(1.000)	175487	20.0000		
43 3-Nitroaniline	138	12.036	12.035	(1.000)	2246	1.00000	0.7068	
44 Acenaphthene	153	12.078	12.078	(1.004)	11142	1.00000	1.012	
45 2,4-Dinitrophenol	184	Compound Not Detected.						
46 Dibenzofuran	168	12.340	12.340	(1.026)	15954	1.00000	1.003	
47 4-Nitrophenol	109	12.420	12.409	(1.032)	933	1.00000	0.4604 (M)	
48 2,4-Dinitrotoluene	165	12.457	12.457	(1.036)	2613	1.00000	0.7239	
50 Diethylphthalate	149	12.906	12.911	(1.073)	11669	1.00000	1.001	
49 Fluorene	166	12.890	12.890	(1.071)	12831	1.00000	0.9863	
51 4-Chlorophenyl-phenylether	204	12.943	12.943	(1.076)	6592	1.00000	1.027	
52 4-Nitroaniline	138	13.013	13.018	(1.082)	2013	1.00000	0.7128	
53 4,6-Dinitro-2-methylphenol	198	13.104	13.104	(0.912)	936	5.00000	0.4520	
54 N-Nitrosodiphenylamine	169	13.152	13.152	(0.915)	8416	1.00000	0.9809	
\$ 55 2,4,6-Tribromophenol	330	13.317	13.317	(1.107)	1231	1.00000	0.7357	
56 4-Bromophenyl-phenylether	248	13.713	13.713	(0.954)	3173	1.00000	0.9073	
57 Hexachlorobenzene	284	13.905	13.910	(0.967)	3528	1.00000	0.9884	
58 Pentachlorophenol	266	14.220	14.220	(0.989)	466	1.00000	0.2859	
* 59 Phenanthrene-d10	188	14.375	14.375	(1.000)	275001	20.0000		
60 Phenanthrene	178	14.407	14.412	(1.002)	17801	1.00000	1.020	
61 Anthracene	178	14.482	14.482	(1.007)	18237	1.00000	1.031	
62 Carbazole	167	14.791	14.786	(1.029)	14570	1.00000	1.002	
63 Di-n-butylphthalate	149	15.550	15.550	(1.082)	16358	1.00000	0.9402	
64 Fluoranthene	202	16.324	16.330	(1.136)	17195	1.00000	0.9649	
65 Pyrene	202	16.666	16.672	(0.894)	18047	1.00000	0.9728	
\$ 66 Terphenyl-d14	244	17.024	17.029	(0.913)	11123	1.00000	0.9300	
67 Butylbenzylphthalate	149	17.937	17.937	(0.962)	6982	1.00000	0.9319	
68 Benzo(a)anthracene	228	18.621	18.621	(0.999)	16247	1.00000	0.9830	
* 69 Chrysene-d12	240	18.642	18.648	(1.000)	223930	20.0000		
70 3,3'-Dichlorobenzidine	252	18.669	18.664	(1.001)	5386	1.00000	0.8889	
71 Chrysene	228	18.680	18.680	(1.002)	16167	1.00000	1.022	
72 bis(2-Ethylhexyl)phthalate	149	18.958	18.958	(0.953)	8797	1.00000	0.9011	
* 134 Di-n-octylphthalate-d4	153	19.887	19.887	(1.000)	314765	20.0000		
73 Di-n-octylphthalate	149	19.898	19.898	(1.001)	17981	1.00000	1.060	

Compounds	QUANT SIG		AMOUNTS				
	MASS	RT	EXP RT	REL RT	RESPONSE	CAL-AMT (ug/mL)	ON-COL (ug/mL)
74 Benzo(b)fluoranthene	252	20.261	20.261	(0.975)	16510	1.00000	0.9121 (H)
75 Benzo(k)fluoranthene	252	20.282	20.293	(0.976)	19249	1.00000	1.035 (M)
76 Benzo(a)pyrene	252	20.693	20.693	(0.996)	15799	1.00000	0.9642
* 77 Perylene-d12	264	20.779	20.779	(1.000)	249789	20.00000	
78 Indeno(1,2,3-cd)pyrene	276	22.119	22.119	(1.065)	20654	1.00000	0.9455
79 Dibenzo(a,h)anthracene	278	22.151	22.151	(1.066)	14942	1.00000	0.9010
80 Benzo(g,h,i)perylene	276	22.413	22.419	(1.079)	17762	1.00000	0.9304
90 N-Nitrosodimethylamine	74	2.197	2.197	(0.308)	6321	1.00000	0.9921
103 Pyridine	79	2.208	2.192	(0.310)	9056	1.00000	0.8286
91 Aniline	93	6.684	6.684	(0.938)	15251	1.00000	1.0000
105 1-methylnaphthalene	141	10.508	10.508	(1.144)	10316	1.00000	1.002
93 Benzidine	184	16.618	16.613	(0.891)	7282	1.00000	0.8566
111 Azobenzene (1,2-DP-Hydrazine)	77	13.184	13.189	(1.096)	17937	1.00000	0.9618
143 1,4-Dioxane	88	1.749	1.749	(0.245)	4220	1.00000	0.9829
§ 137 d8-1,4-Dioxane	96	1.717	1.717	(0.241)	4275	1.00000	0.9343
144 alpha-Terpineol	59	9.280	9.279	(1.010)	5916	1.00000	0.9905
98 Retene	219	17.259	17.259	(0.926)	5731	1.00000	0.9488
133 Butylatedhydroxytoluene	205	12.260	12.260	(1.019)	10409	1.00000	1.028
115 Tributyl Phosphate	99	13.296	13.301	(0.925)	15902	1.00000	0.9671
116 Dibutyl Phenyl Phosphate	175	15.000	15.000	(1.043)	7678	1.00000	0.8981
117 Butyl Diphenyl Phosphate	94	16.656	16.661	(0.893)	3286	1.00000	0.8397
118 Triphenyl Phosphate	326	18.231	18.231	(0.978)	2509	1.00000	0.9999
123 Acetophenone	105	7.853	7.853	(1.102)	10773	1.00000	0.9793
179 n-Decane	57	7.010	7.010	(0.984)	9737	1.00000	1.042
180 n-Octadecane	57	14.396	14.396	(1.001)	8724	1.00000	0.9840
168 Pentachlorobenzene	250	12.383	12.388	(1.029)	4794	1.00000	1.030
113 Diphenyl Oxide	170	11.325	11.325	(0.941)	7778	1.00000	0.9807
112 Biphenyl	154	11.128	11.127	(0.925)	16540	1.00000	1.049

QC Flag Legend

M - Compound response manually integrated.
 H - Operator selected an alternate compound hit.

Analytical Resources, Inc.

INTERNAL STANDARD COMPOUNDS
 AREA AND RT SUMMARY

Instrument ID: nt6.i
 Lab File ID: 0010611a.d
 Lab Smp Id: ABN 1
 Analysis Type: SV
 Quant Type: ISTD
 Operator: LJR/VTS
 Method File: /chem1/nt6.i/20090611.b/SW846.m
 Misc Info:

Calibration Date: 11-JUN-2009
 Calibration Time: 10:27


Level:
 Sample Type:

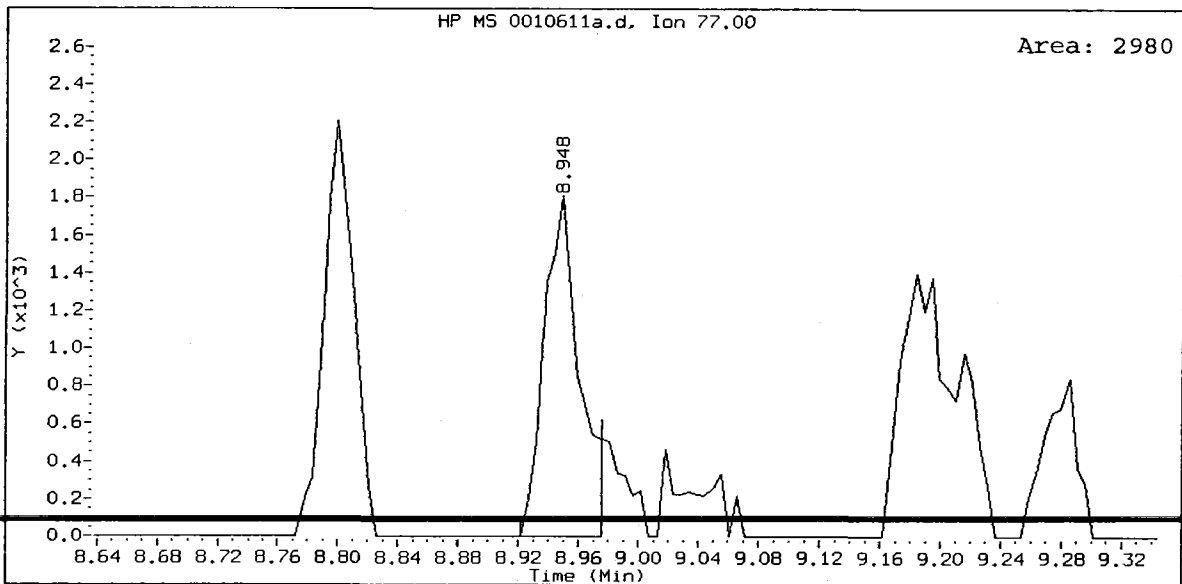
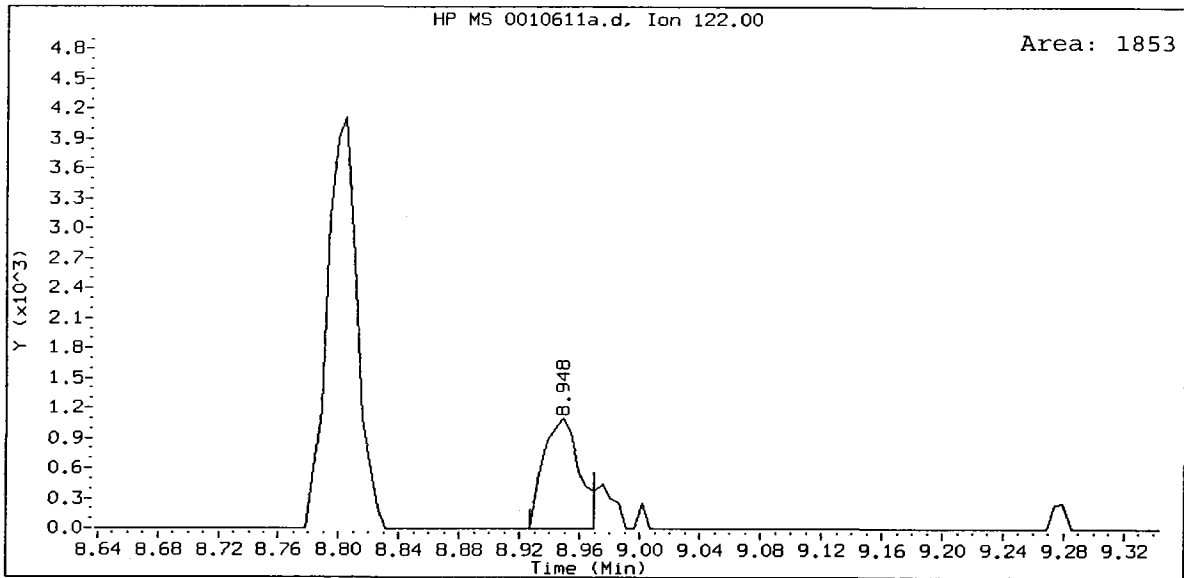
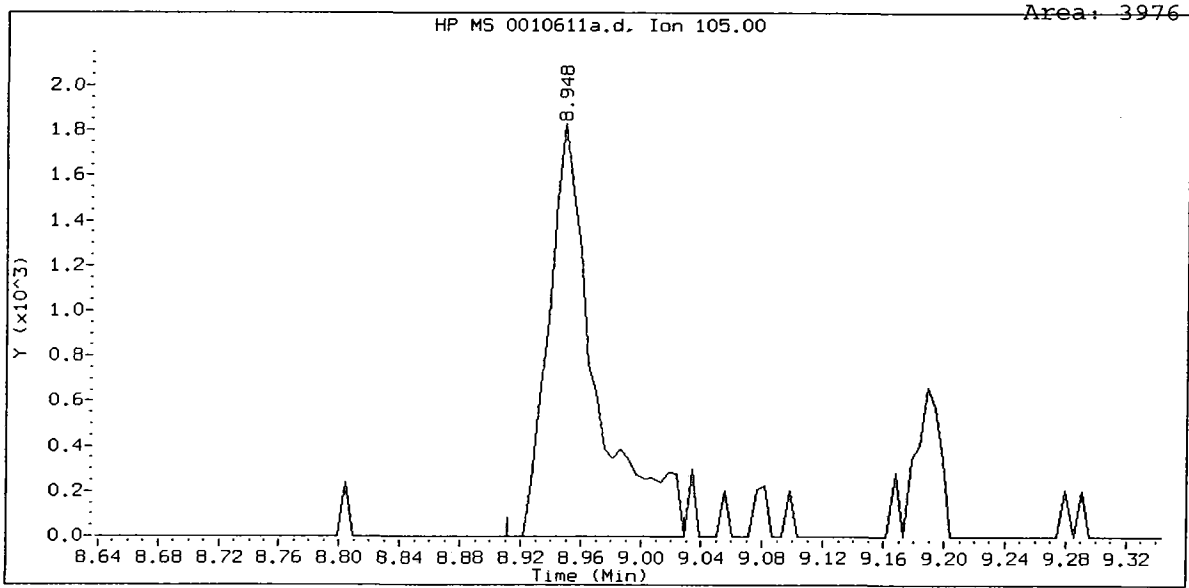
Test Mode:
 Use Initial Calibration Level 4.

COMPOUND	STANDARD	AREA LIMIT		SAMPLE	%DIFF
		LOWER	UPPER		
8 1,4-Dichlorobenze	112389	56194	224778	100564	-10.52
27 Naphthalene-d8	384492	192246	768984	332068	-13.63
42 Acenaphthene-d10	217478	108739	434956	175487	-19.31
59 Phenanthrene-d10	336594	168297	673188	275001	-18.30
69 Chrysene-d12	247160	123580	494320	223930	-9.40
134 Di-n-octylphthala	347036	173518	694072	314765	-9.30
77 Perylene-d12	232938	116469	465876	249789	7.23

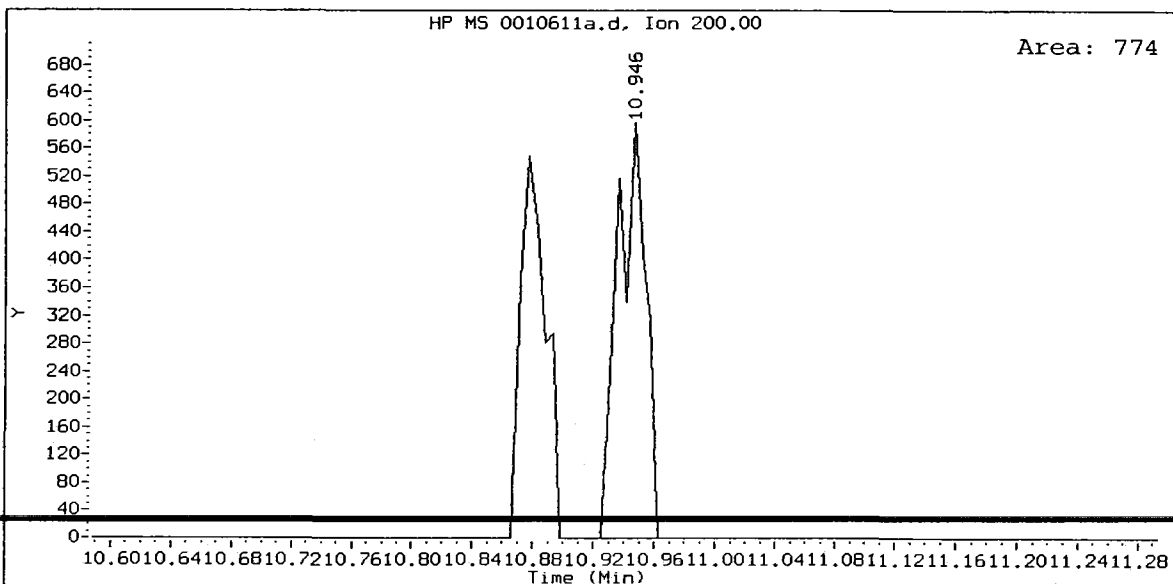
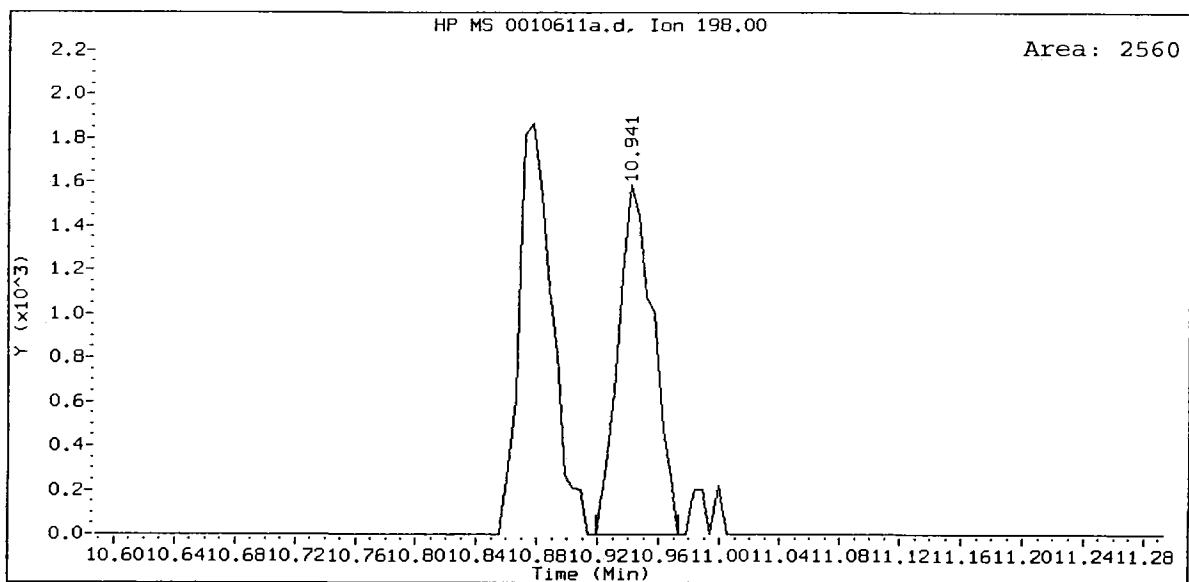
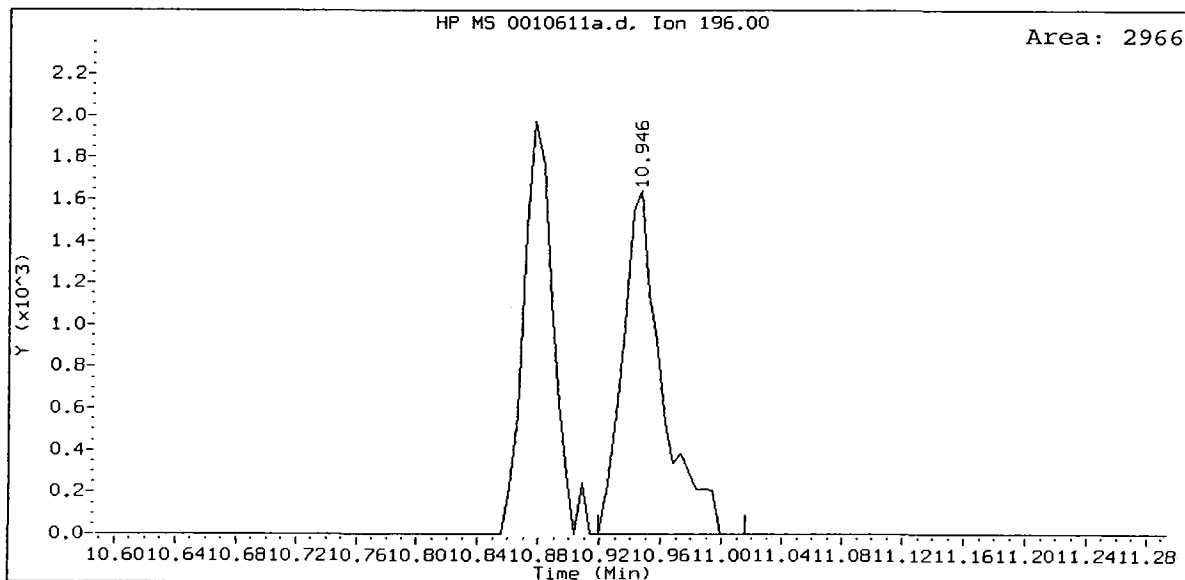
COMPOUND	STANDARD	RT LIMIT		SAMPLE	%DIFF
		LOWER	UPPER		
8 1,4-Dichlorobenze	7.13	6.63	7.63	7.13	-0.11
27 Naphthalene-d8	9.19	8.69	9.69	9.19	-0.03
42 Acenaphthene-d10	12.03	11.53	12.53	12.03	-0.02
59 Phenanthrene-d10	14.38	13.88	14.88	14.37	-0.05
69 Chrysene-d12	18.66	18.16	19.16	18.64	-0.07
134 Di-n-octylphthala	19.89	19.39	20.39	19.89	-0.01
77 Perylene-d12	20.78	20.28	21.28	20.78	-0.01

AREA UPPER LIMIT = +100% of internal standard area.
 AREA LOWER LIMIT = - 50% of internal standard area.
 RT UPPER LIMIT = + 0.50 minutes of internal standard RT.
 RT LOWER LIMIT = - 0.50 minutes of internal standard RT.

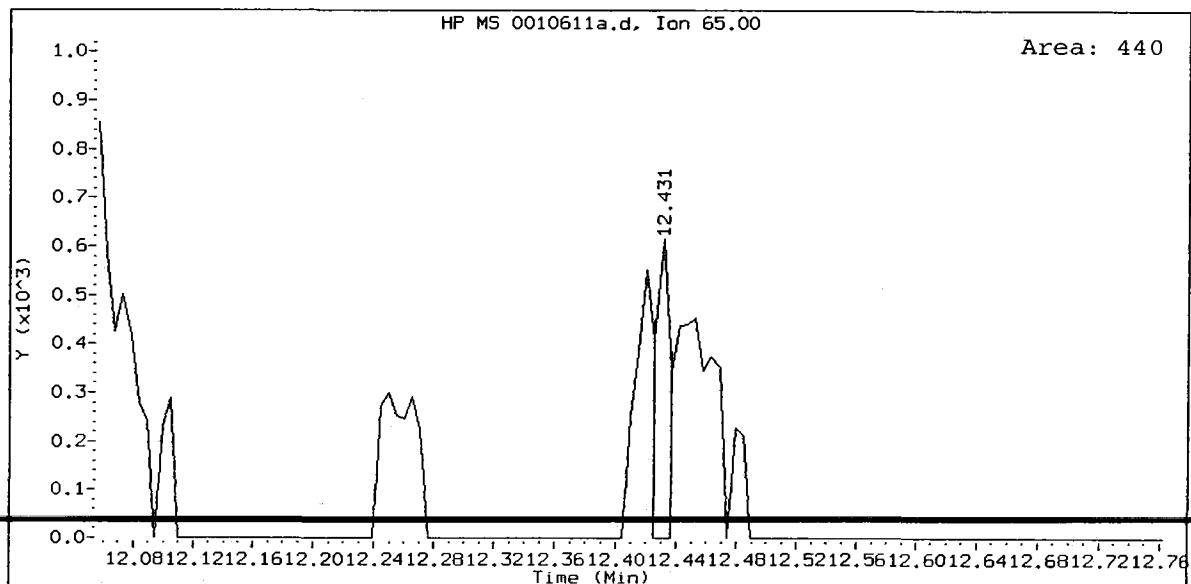
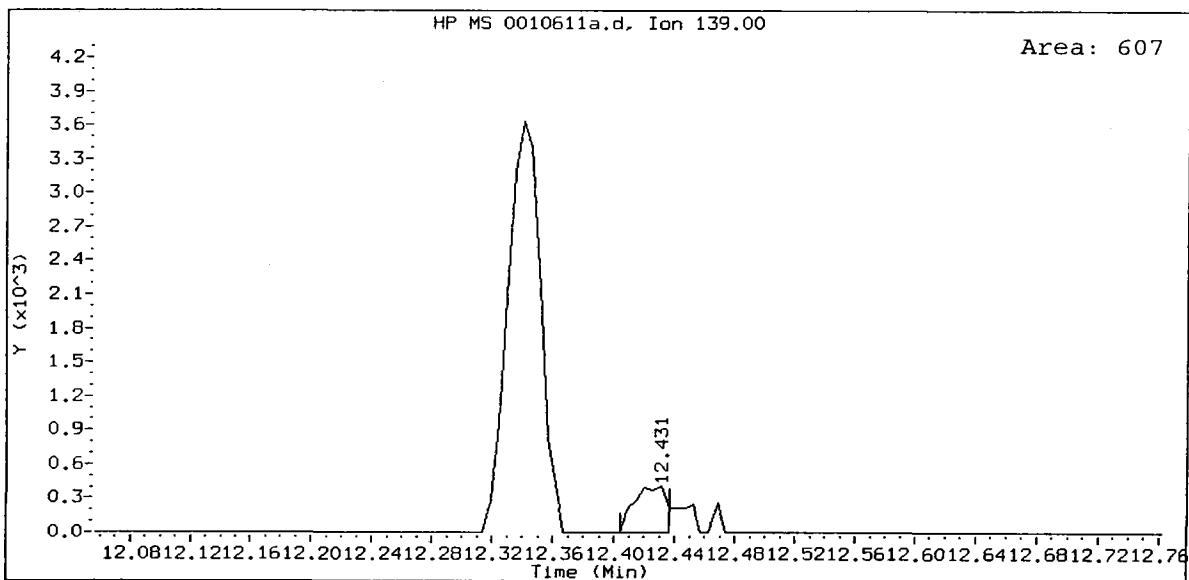
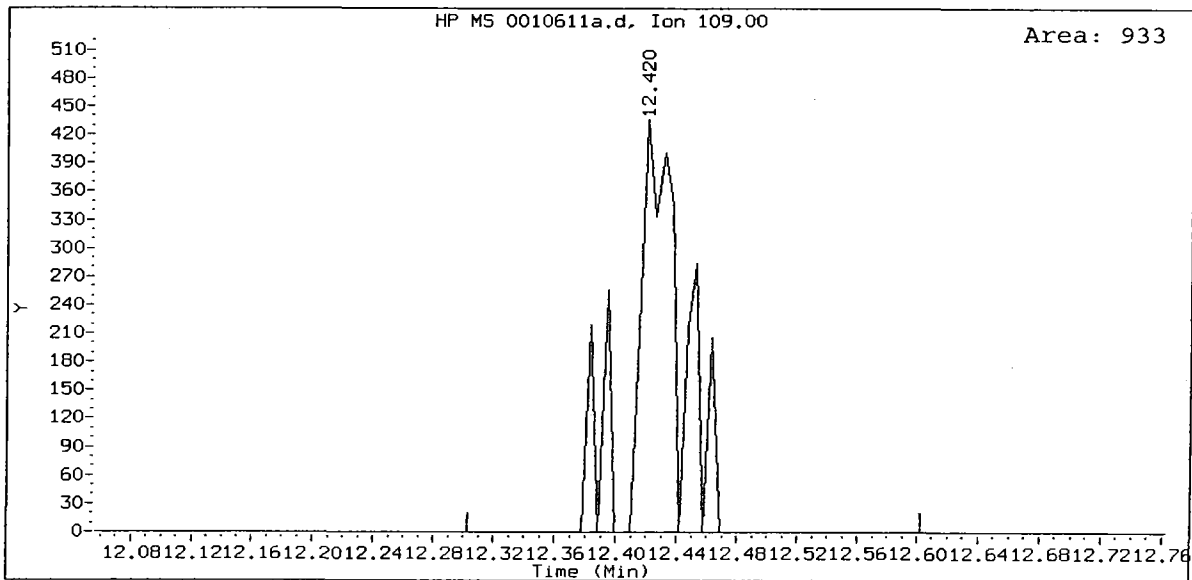




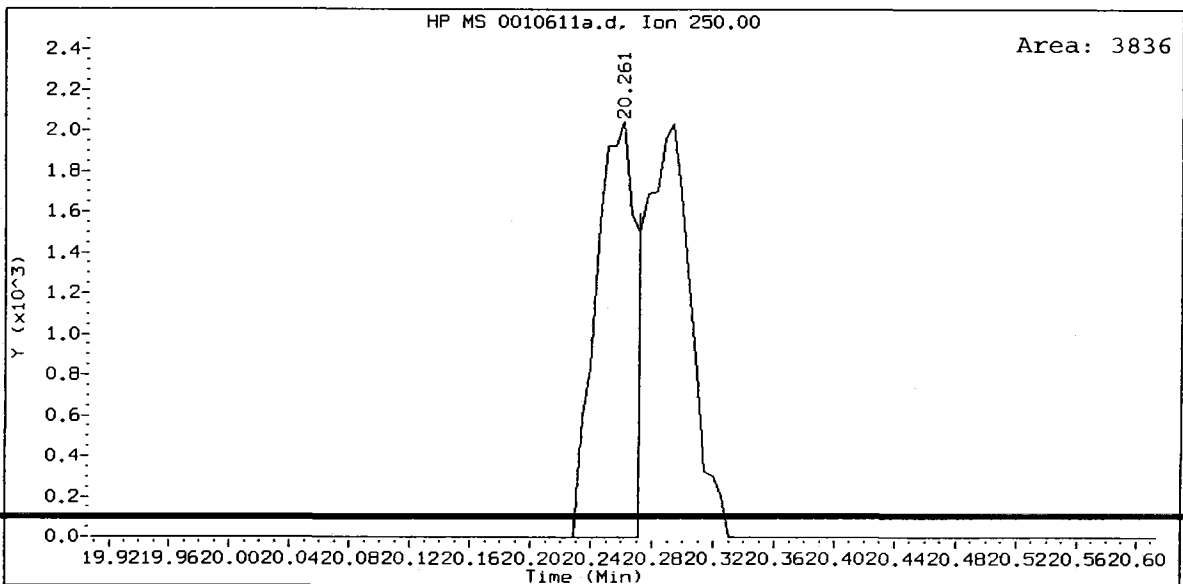
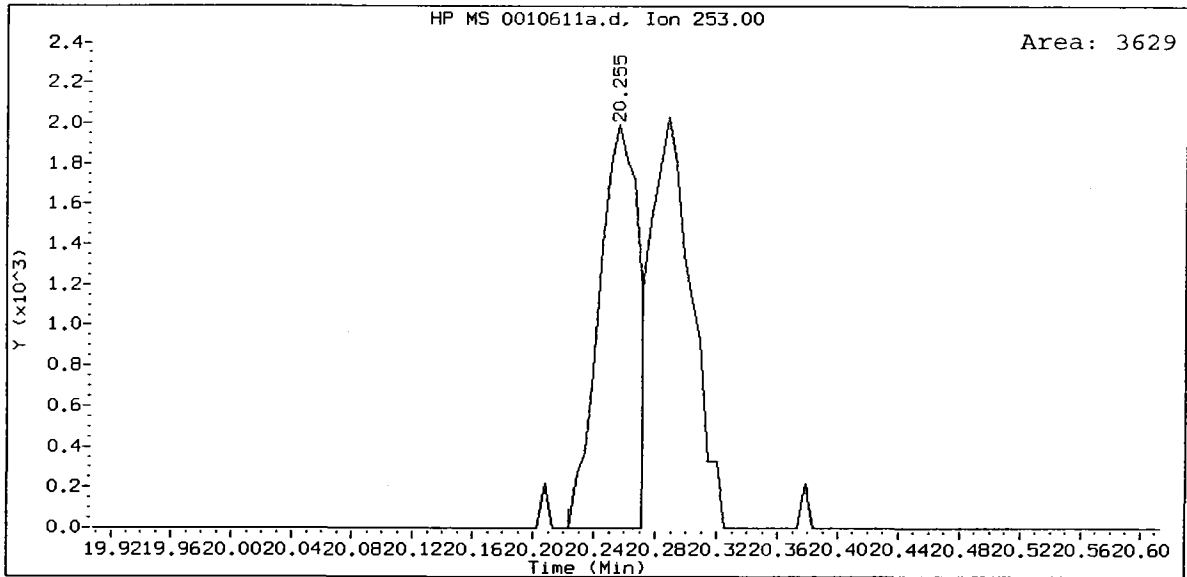
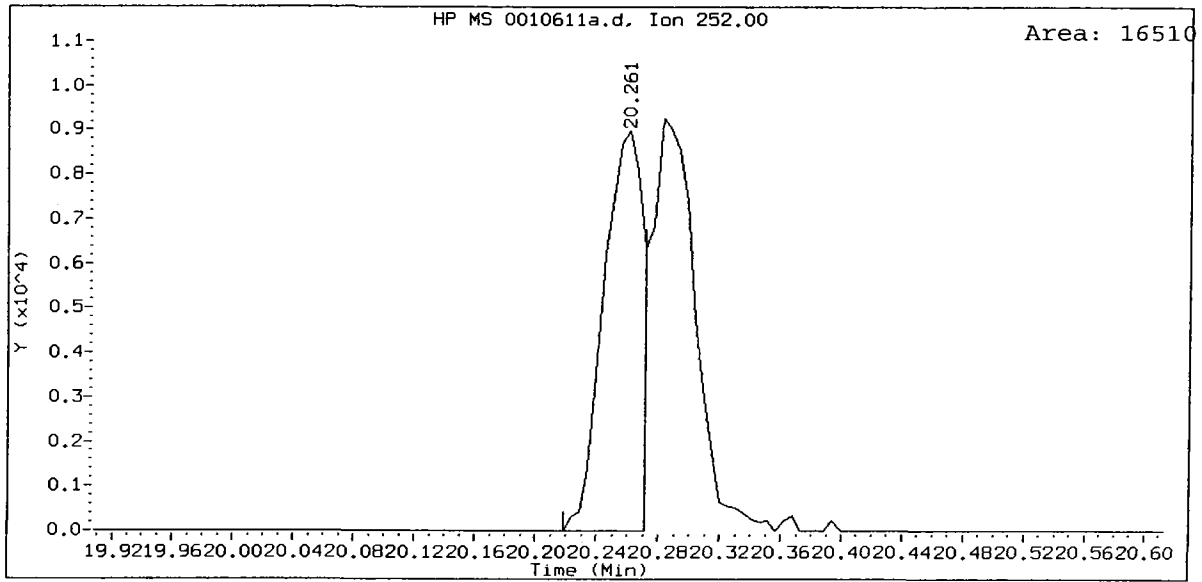
ABN 1, /chem1/nt6.i/20090611.b/0010611a.d
2,4,5-Trichlorophenol Amount: 0.77



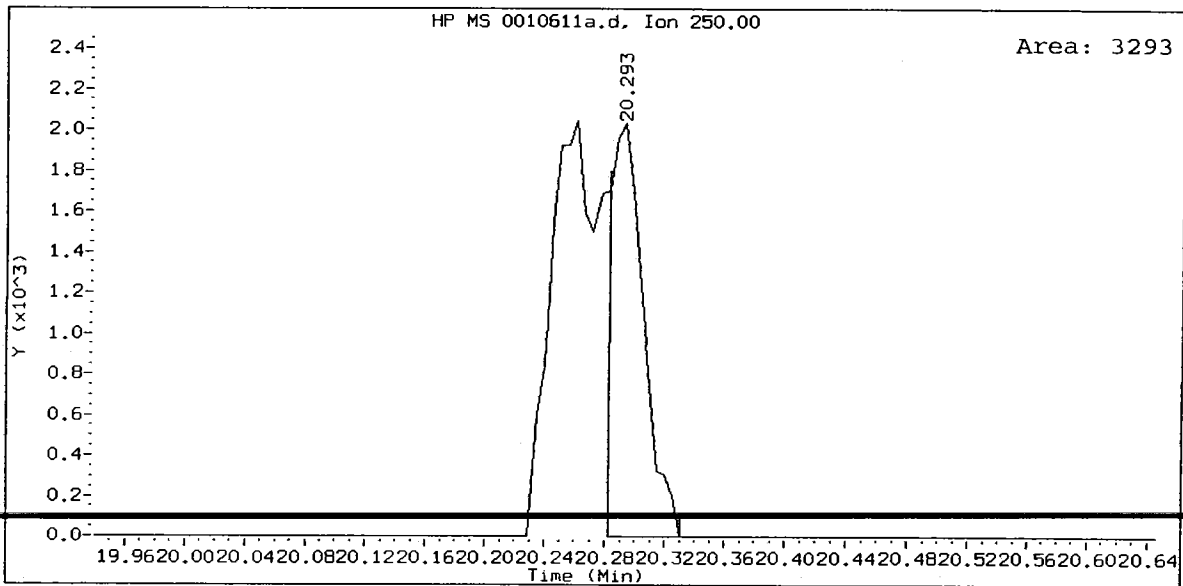
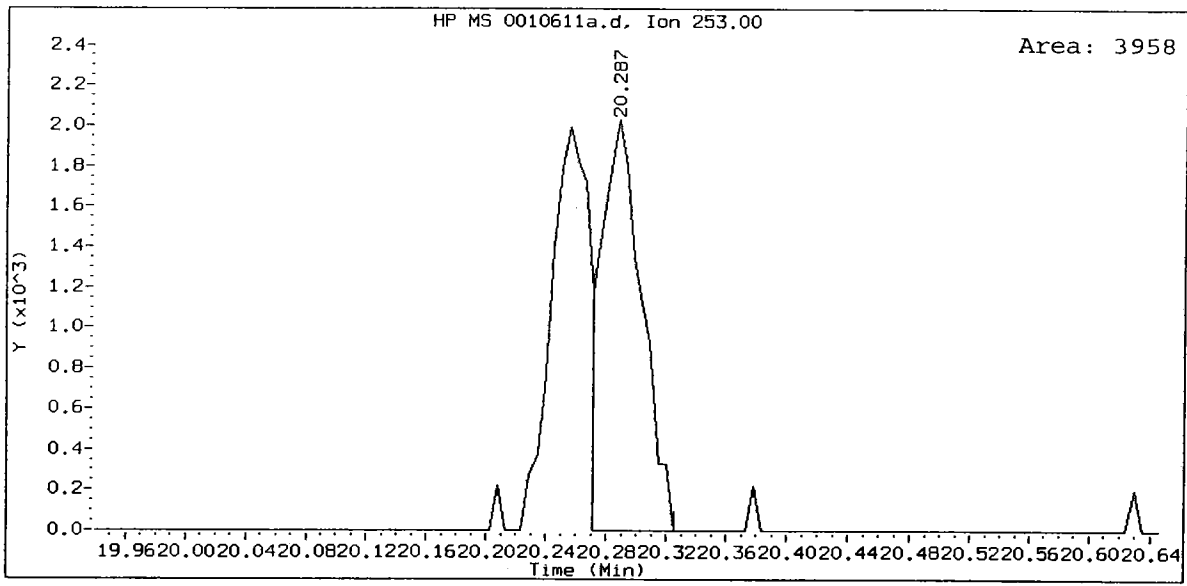
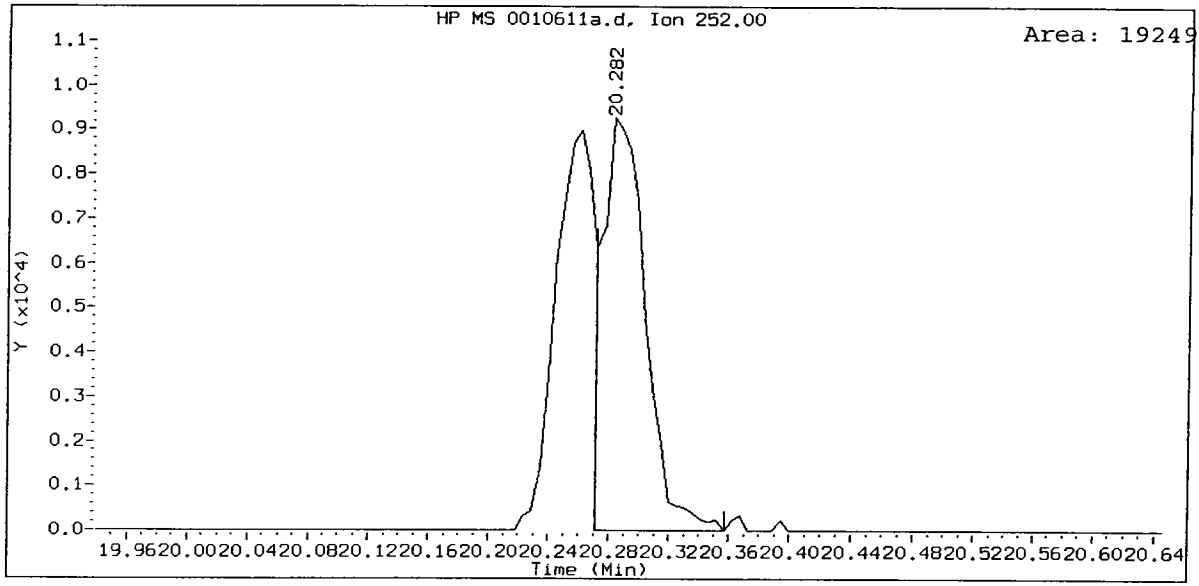
ABN 1, /chem1/nt6.i/20090611.b/0010611a.d
4-Nitrophenol Amount: 0.46



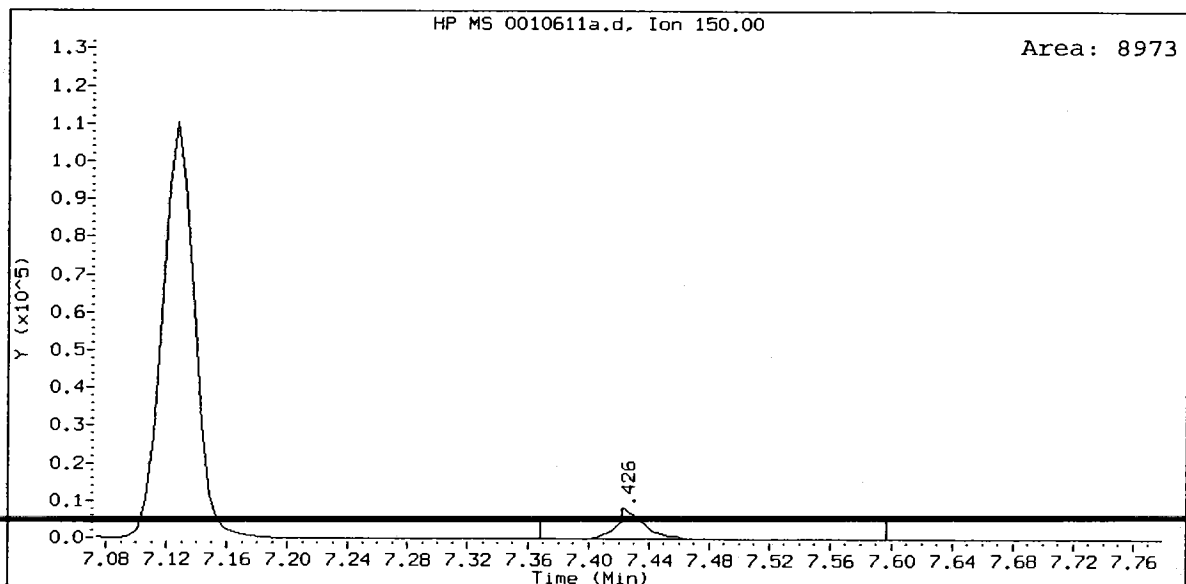
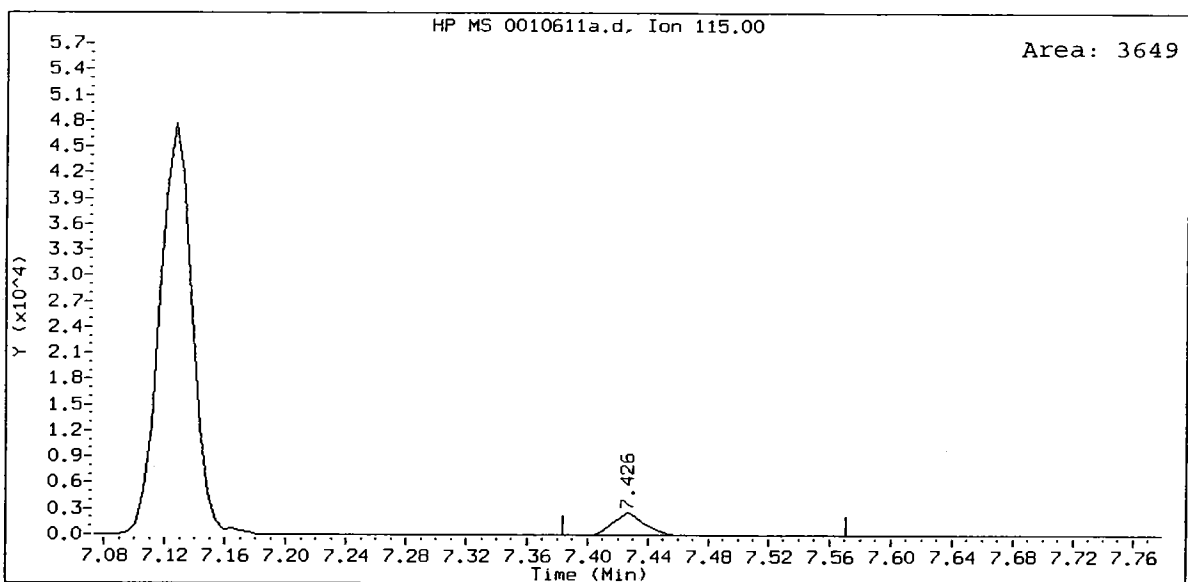
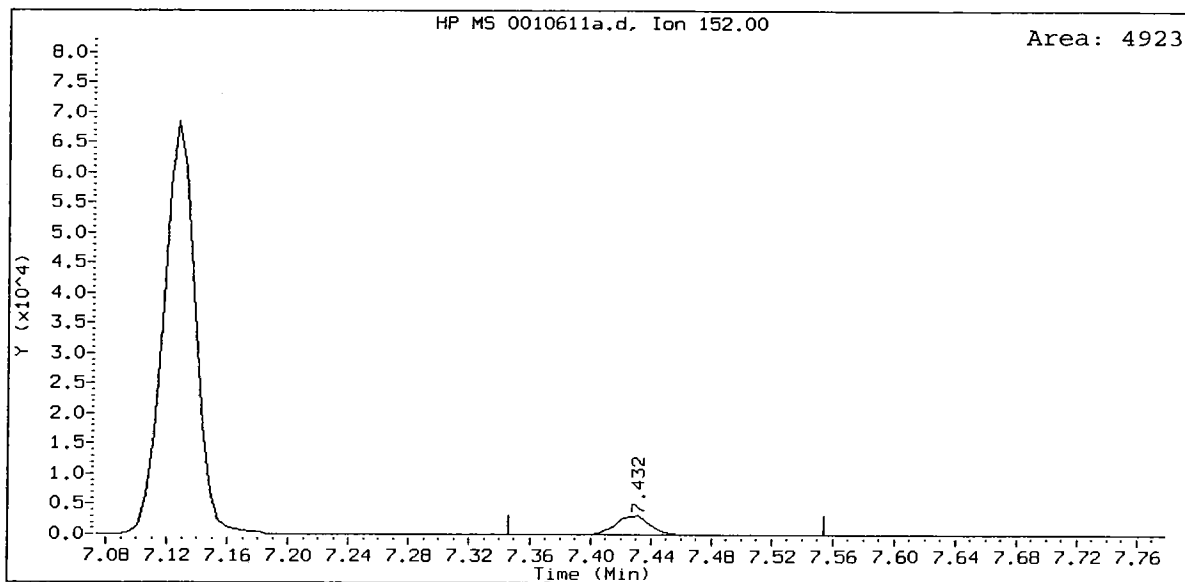
ABN 1, /chem1/nt6.i/20090611.b/0010611a.d
Benzo(b)fluoranthene Amount: 0.91



ABN 1, /chem1/nt6.i/20090611.b/0010611a.d
Benzo(k)fluoranthene Amount: 1.04



ABN 1, /chem1/nt6.i/20090611.b/0010611a.d
1,2-Dichlorobenzene-d4 Amount: 0.98



Analytical Resources, Inc.

Semivolatiles Report SW846 Method 8270D

Data file : /chem1/nt6.i/20090611.b/0050611a.d
Lab Smp Id: ABN 5
Inj Date : 11-JUN-2009 14:21
Operator : LJR/VTS
Smp Info : ABN 5
Misc Info :
Comment : 1ul Injection
Method : /chem1/nt6.i/20090611.b/SW846.m
Meth Date : 11-Jun-2009 16:21 jeff
Cal Date : 11-JUN-2009 14:21
Als bottle: 8
Dil Factor: 1.00000
Integrator: HP RTE
Target Version: 3.50

Inst ID: nt6.i
Quant Type: ISTD
Cal File: 0050611a.d
Calibration Sample, Level: 2
Compound Sublist: ICAL.sub

LJR
6/11/09

Compounds	QUANT	SIG	AMOUNTS					
			MASS	RT	EXP RT	REL RT	RESPONSE	CAL-AMT (ug/mL)
\$ 1 2-Fluorophenol	112	==	5.103	5.103	(0.716)	44093	5.00000	5.407
\$ 2 Phenol-d5	99	==	6.780	6.780	(0.951)	61456	5.00000	5.612
3 Phenol	94	==	6.796	6.796	(0.954)	64527	5.00000	5.456
\$ 5 2-Chlorophenol-d4	132	==	6.833	6.833	(0.959)	34483	5.00000	5.168
4 Bis(2-Chloroethyl)ether	93	==	6.828	6.828	(0.958)	48094	5.00000	5.387
6 2-Chlorophenol	128	==	6.855	6.855	(0.962)	40472	5.00000	5.418
7 1,3-Dichlorobenzene	146	==	7.063	7.063	(0.991)	44039	5.00000	5.415
* 8 1,4-Dichlorobenzene-d4	152	==	7.127	7.127	(1.000)	98908	20.00000	
9 1,4-Dichlorobenzene	146	==	7.154	7.154	(1.004)	43688	5.00000	5.364
\$ 10 1,2-Dichlorobenzene-d4	152	==	7.426	7.426	(1.042)	26096	5.00000	5.299
12 1,2-Dichlorobenzene	146	==	7.448	7.448	(1.045)	42576	5.00000	5.325
11 Benzyl alcohol	108	==	7.453	7.453	(1.046)	30469	5.00000	5.503 (M)
14 2,2'-oxybis(1-Chloropropane)	45	==	7.720	7.720	(1.083)	60766	5.00000	5.495
13 2-Methylphenol	108	==	7.731	7.731	(1.085)	41821	5.00000	5.400
17 Hexachloroethane	117	==	7.939	7.939	(1.114)	20351	5.00000	5.406
16 N-Nitroso-di-n-propylamine	70	==	7.934	7.934	(1.113)	40845	5.00000	5.563
15 4-Methylphenol	108	==	7.971	7.971	(1.118)	43479	5.00000	5.492
\$ 18 Nitrobenzene-d5	82	==	8.078	8.078	(0.879)	57552	5.00000	5.558
19 Nitrobenzene	77	==	8.104	8.104	(0.882)	60496	5.00000	5.628
20 Isophorone	82	==	8.500	8.500	(0.925)	99159	5.00000	5.516
21 2-Nitrophenol	139	==	8.633	8.633	(0.940)	19807	5.00000	5.059
22 2,4-Dimethylphenol	107	==	8.799	8.799	(0.958)	44929	5.00000	5.242
23 Bis(2-Chloroethoxy)methane	93	==	8.927	8.927	(0.972)	53650	5.00000	5.417
24 Benzoic acid	105	==	8.991	8.991	(0.978)	43827	10.00000	8.183 (M)
25 2,4-Dichlorophenol	162	==	9.034	9.034	(0.983)	28017	5.00000	5.020
26 1,2,4-Trichlorobenzene	180	==	9.141	9.141	(0.995)	36031	5.00000	5.316
* 27 Naphthalene-d8	136	==	9.189	9.189	(1.000)	337167	20.00000	

Compounds	QUANT	SIG						AMOUNTS	
			MASS	RT	EXP RT	REL RT	RESPONSE	CAL-AMT (ug/mL)	ON-COL (ug/mL)
28 Naphthalene	128		9.215	9.215	(1.003)	108214	5.00000	5.399	
29 4-Chloroaniline	127		9.392	9.392	(1.022)	46136	5.00000	5.339	
30 Hexachlorobutadiene	225		9.557	9.557	(1.040)	19603	5.00000	5.170	
31 4-Chloro-3-methylphenol	107		10.252	10.252	(1.116)	34800	5.00000	4.924	
32 2-Methylnaphthalene	141		10.342	10.342	(1.126)	58978	5.00000	5.402	
33 Hexachlorocyclopentadiene	237		10.732	10.732	(0.892)	9060	5.00000	2.632	
34 2,4,6-Trichlorophenol	196		10.876	10.876	(0.904)	19120	5.00000	4.942	
35 2,4,5-Trichlorophenol	196		10.941	10.941	(0.909)	19110	5.00000	4.819	
\$ 36 2-Fluorobiphenyl	172		10.999	10.999	(0.914)	73814	5.00000	5.480	
37 2-Chloronaphthalene	162		11.111	11.111	(0.924)	65223	5.00000	5.404	
38 2-Nitroaniline	65		11.363	11.363	(0.944)	25752	5.00000	5.130	
39 Dimethylphthalate	163		11.758	11.758	(0.977)	72738	5.00000	5.499	
40 Acenaphthylene	152		11.779	11.779	(0.979)	98372	5.00000	5.458	
41 2,6-Dinitrotoluene	165		11.843	11.843	(0.984)	14637	5.00000	5.089	
* 42 Acenaphthene-d10	164		12.030	12.030	(1.000)	181326	20.0000		
43 3-Nitroaniline	138		12.035	12.035	(1.000)	16603	5.00000	5.056	
44 Acenaphthene	153		12.078	12.078	(1.004)	61587	5.00000	5.415	
45 2,4-Dinitrophenol	184		12.212	12.212	(1.015)	4072	10.0000	13.69	
46 Dibenzofuran	168		12.340	12.340	(1.026)	90254	5.00000	5.492	
47 4-Nitrophenol	109		12.409	12.409	(1.032)	9348	5.00000	4.464	
48 2,4-Dinitrotoluene	165		12.457	12.457	(1.036)	18945	5.00000	5.080	
50 Diethylphthalate	149		12.911	12.911	(1.073)	64166	5.00000	5.329	
49 Fluorene	166		12.890	12.890	(1.071)	72628	5.00000	5.403	
51 4-Chlorophenyl-phenylether	204		12.943	12.943	(1.076)	35680	5.00000	5.378	
52 4-Nitroaniline	138		13.018	13.018	(1.082)	14717	5.00000	5.044	
53 4,6-Dinitro-2-methylphenol	198		13.104	13.104	(0.912)	16794	10.0000	7.850	
54 N-Nitrosodiphenylamine	169		13.152	13.152	(0.915)	47863	5.00000	5.400	
\$ 55 2,4,6-Tribromophenol	330		13.317	13.317	(1.107)	8653	5.00000	5.005	
56 4-Bromophenyl-phenylether	248		13.713	13.713	(0.954)	19346	5.00000	5.355	
57 Hexachlorobenzene	284		13.910	13.910	(0.968)	19769	5.00000	5.361	
58 Pentachlorophenol	266		14.220	14.220	(0.989)	6752	5.00000	4.010	
* 59 Phenanthrene-d10	188		14.375	14.375	(1.000)	284076	20.0000		
60 Phenanthrene	178		14.412	14.412	(1.003)	97988	5.00000	5.434	
61 Anthracene	178		14.482	14.482	(1.007)	98212	5.00000	5.373	
62 Carbazole	167		14.786	14.786	(1.029)	80607	5.00000	5.366	
63 Di-n-butylphthalate	149		15.550	15.550	(1.082)	98889	5.00000	5.502	
64 Fluoranthene	202		16.330	16.330	(1.136)	102832	5.00000	5.586	
65 Pyrene	202		16.672	16.672	(0.894)	103898	5.00000	5.490	
\$ 66 Terphenyl-d14	244		17.029	17.029	(0.913)	65240	5.00000	5.347	
67 Butylbenzylphthalate	149		17.937	17.937	(0.962)	41034	5.00000	5.369	
68 Benzo(a)anthracene	228		18.621	18.621	(0.999)	89063	5.00000	5.282	
* 69 Chrysene-d12	240		18.648	18.648	(1.000)	228455	20.0000		
70 3,3'-Dichlorobenzidine	252		18.664	18.664	(1.001)	34073	5.00000	5.512	
71 Chrysene	228		18.680	18.680	(1.002)	84644	5.00000	5.243	
72 bis(2-Ethylhexyl)phthalate	149		18.958	18.958	(0.953)	54710	5.00000	5.567	
* 134 Di-n-octylphthalate-d4	153		19.887	19.887	(1.000)	316858	20.0000		
73 Di-n-octylphthalate	149		19.898	19.898	(1.001)	93416	5.00000	5.469	

Compounds	QUANT SIG		AMOUNTS				
	MASS	RT	EXP RT	REL RT	RESPONSE	CAL-AMT (ug/mL)	ON-COL (ug/mL)
74 Benzo(b)fluoranthene	252	20.261	20.261	(0.975)	82142	5.00000	4.865
75 Benzo(k)fluoranthene	252	20.293	20.293	(0.977)	104406	5.00000	6.020 (M)
76 Benzo(a)pyrene	252	20.693	20.693	(0.996)	80762	5.00000	5.284
* 77 Perylene-d12	264	20.779	20.779	(1.000)	233018	20.0000	
78 Indeno(1,2,3-cd)pyrene	276	22.119	22.119	(1.065)	104515	5.00000	5.129
79 Dibenzo(a,h)anthracene	278	22.151	22.151	(1.066)	81021	5.00000	5.237
80 Benzo(g,h,i)perylene	276	22.419	22.419	(1.079)	91851	5.00000	5.158
90 N-Nitrosodimethylamine	74	2.197	2.197	(0.308)	33923	5.00000	5.413
103 Pyridine	79	2.192	2.192	(0.308)	56023	5.00000	5.212
91 Aniline	93	6.684	6.684	(0.938)	83027	5.00000	5.535
105 1-methylnaphthalene	141	10.508	10.508	(1.144)	56989	5.00000	5.450
93 Benzidine	184	16.613	16.613	(0.891)	49229	5.00000	5.676
111 Azobenzene (1,2-DP-Hydrazine)	77	13.189	13.189	(1.096)	106787	5.00000	5.542
143 1,4-Dioxane	88	1.749	1.749	(0.245)	22161	5.00000	5.248
§ 137 d8-1,4-Dioxane	96	1.717	1.717	(0.241)	22930	5.00000	5.095
144 alpha-Terpineol	59	9.279	9.279	(1.010)	32604	5.00000	5.376
98 Retene	219	17.259	17.259	(0.926)	32596	5.00000	5.290
133 Butylatedhydroxytoluene	205	12.260	12.260	(1.019)	56062	5.00000	5.361
115 Tributyl Phosphate	99	13.301	13.301	(0.925)	93222	5.00000	5.488
116 Dibutyl Phenyl Phosphate	175	15.000	15.000	(1.043)	47123	5.00000	5.336
117 Butyl Diphenyl Phosphate	94	16.661	16.661	(0.893)	22449	5.00000	5.623
118 Triphenyl Phosphate	326	18.231	18.231	(0.978)	13663	5.00000	5.337
123 Acetophenone	105	7.853	7.853	(1.102)	60600	5.00000	5.601
179 n-Decane	57	7.010	7.010	(0.984)	49957	5.00000	5.436
180 n-Octadecane	57	14.396	14.396	(1.001)	49642	5.00000	5.421
168 Pentachlorobenzene	250	12.388	12.388	(1.030)	26095	5.00000	5.424
113 Diphenyl Oxide	170	11.325	11.325	(0.941)	43298	5.00000	5.283
112 Biphenyl	154	11.127	11.127	(0.925)	90207	5.00000	5.539

QC Flag Legend

M - Compound response manually integrated.

Analytical Resources, Inc.

INTERNAL STANDARD COMPOUNDS
 AREA AND RT SUMMARY

Instrument ID: nt6.i
 Lab File ID: 0050611a.d
 Lab Smp Id: ABN 5
 Analysis Type: SV
 Quant Type: ISTD
 Operator: LJR/VTS
 Method File: /chem1/nt6.i/20090611.b/SW846.m
 Misc Info:

Calibration Date: 11-JUN-2009
 Calibration Time: 10:27

Level:
 Sample Type:

Test Mode: Use Initial Calibration Level 4.

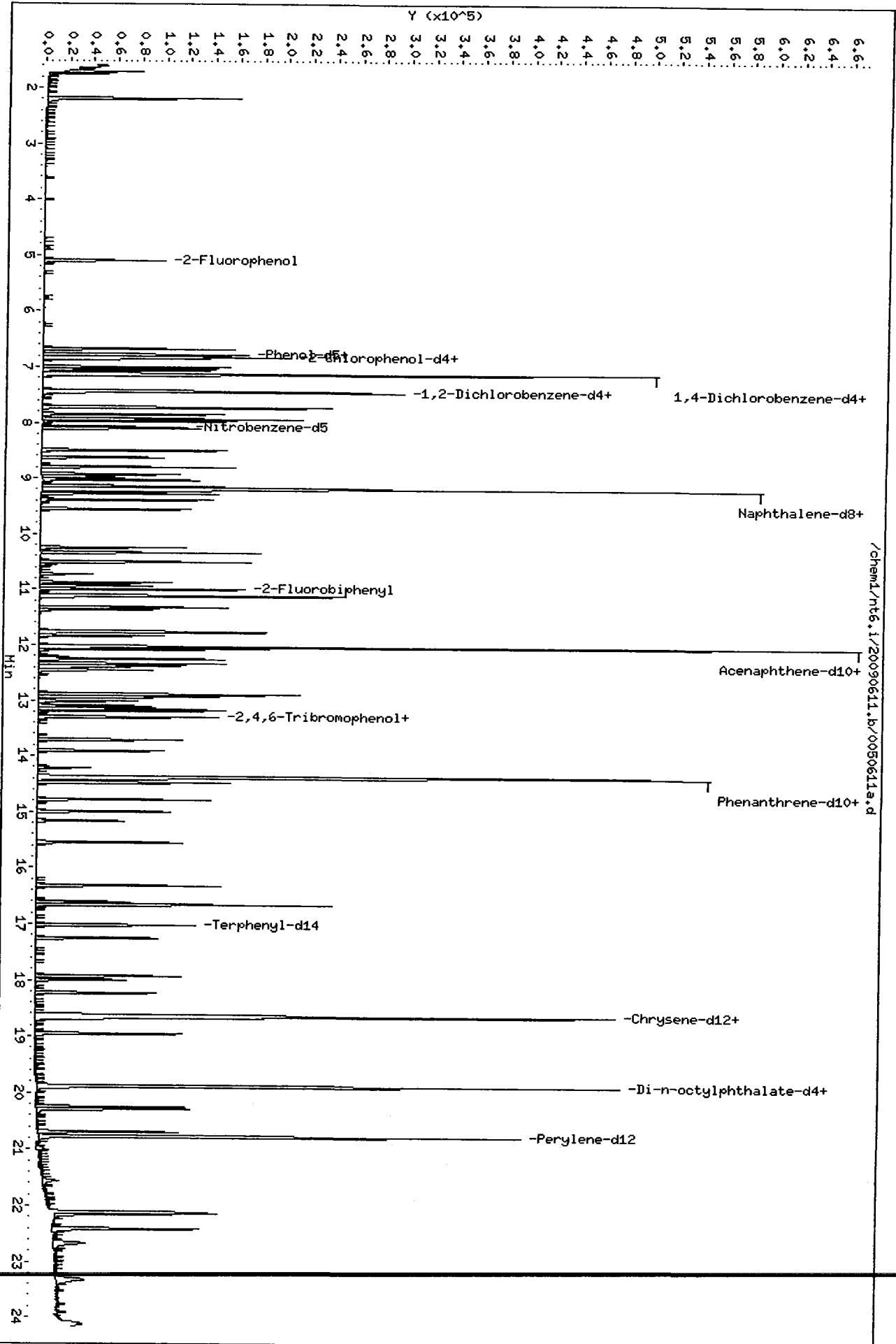
COMPOUND	STANDARD	AREA LIMIT		SAMPLE	%DIFF
		LOWER	UPPER		
8 1,4-Dichlorobenze	112389	56194	224778	98908	-11.99
27 Naphthalene-d8	384492	192246	768984	337167	-12.31
42 Acenaphthene-d10	217478	108739	434956	181326	-16.62
59 Phenanthrene-d10	336594	168297	673188	284076	-15.60
69 Chrysene-d12	247160	123580	494320	228455	-7.57
134 Di-n-octylphthala	347036	173518	694072	316858	-8.70
77 Perylene-d12	232938	116469	465876	233018	0.03

COMPOUND	STANDARD	RT LIMIT		SAMPLE	%DIFF
		LOWER	UPPER		
8 1,4-Dichlorobenze	7.13	6.63	7.63	7.13	-0.11
27 Naphthalene-d8	9.19	8.69	9.69	9.19	-0.03
42 Acenaphthene-d10	12.03	11.53	12.53	12.03	-0.02
59 Phenanthrene-d10	14.38	13.88	14.88	14.37	-0.05
69 Chrysene-d12	18.66	18.16	19.16	18.65	-0.04
134 Di-n-octylphthala	19.89	19.39	20.39	19.89	-0.01
77 Perylene-d12	20.78	20.28	21.28	20.78	-0.01

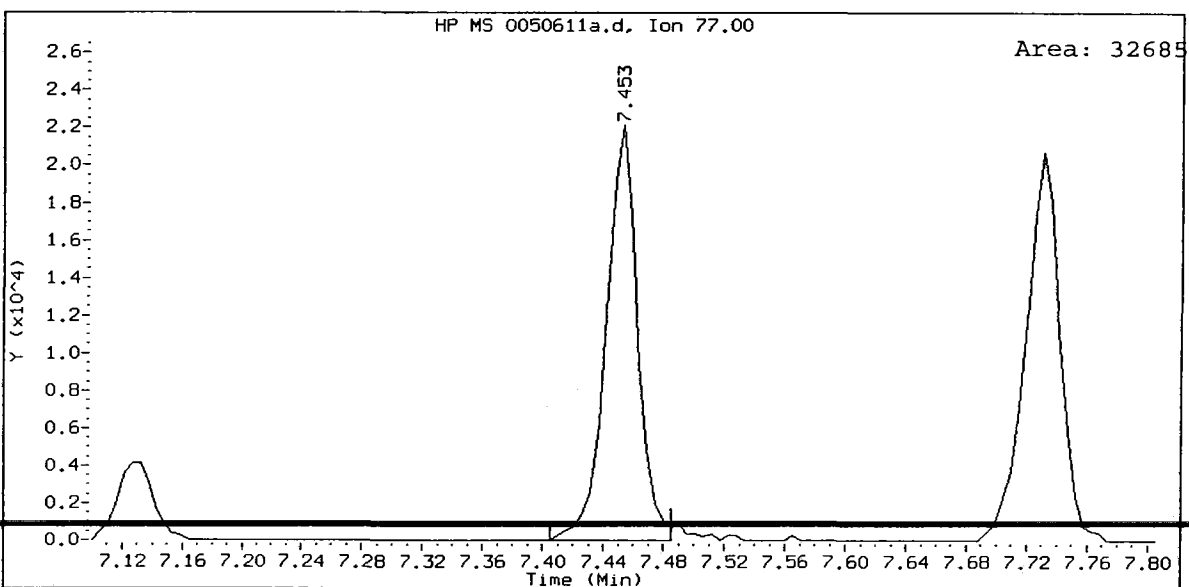
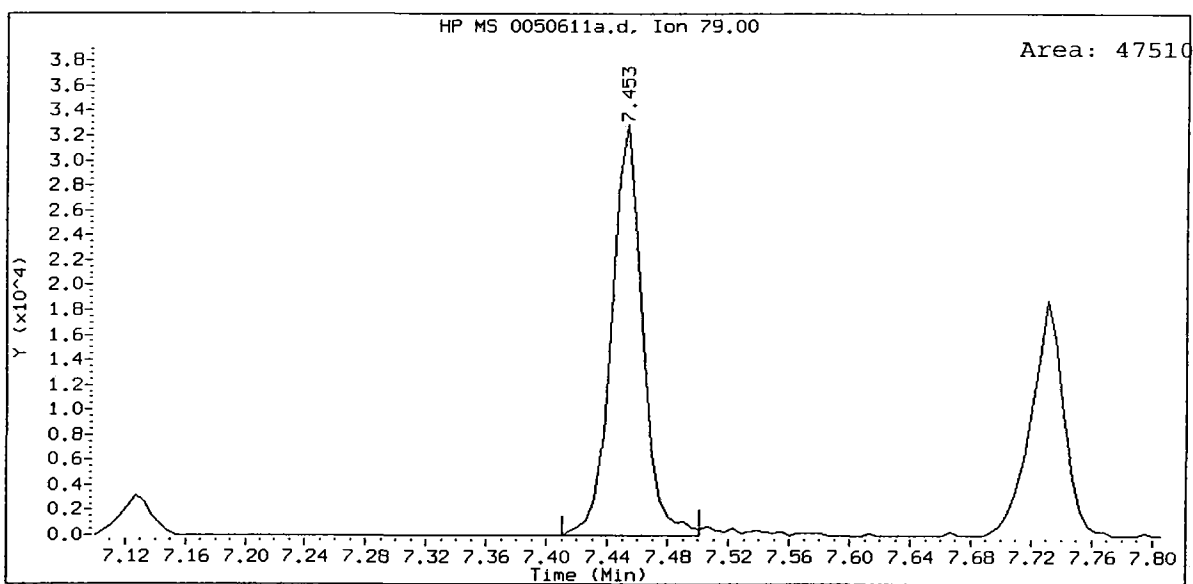
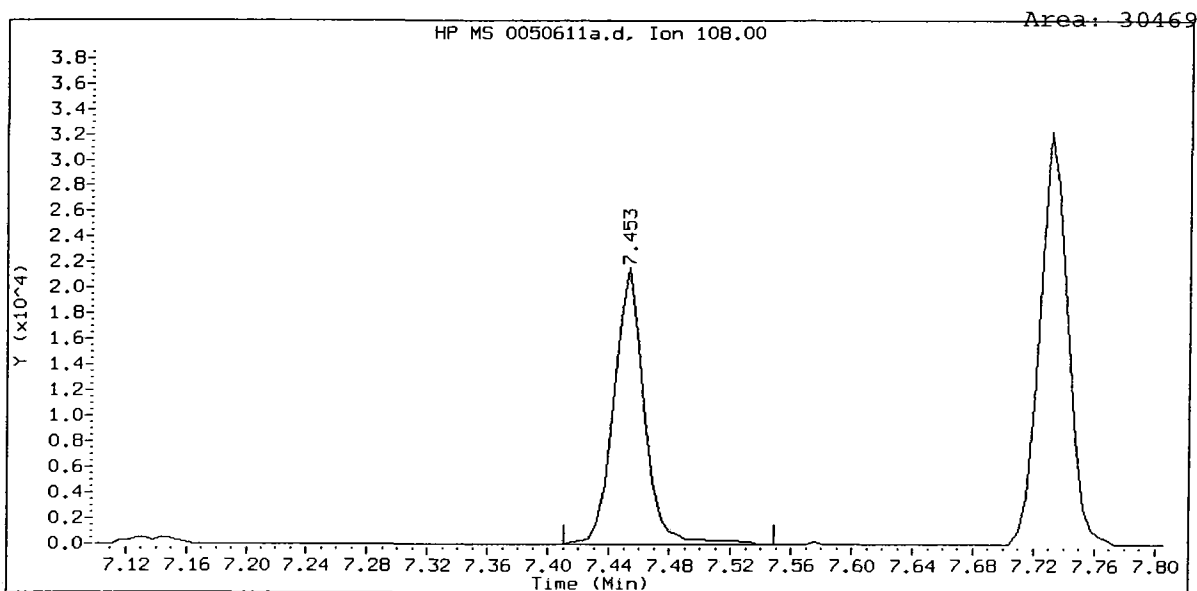
AREA UPPER LIMIT = +100% of internal standard area.
 AREA LOWER LIMIT = - 50% of internal standard area.
 RT UPPER LIMIT = + 0.50 minutes of internal standard RT.
 RT LOWER LIMIT = - 0.50 minutes of internal standard RT.

Column phase: ZB-5

Instrument: nt6.i
Operator: LJR/VTS
Column diameter: 0.32

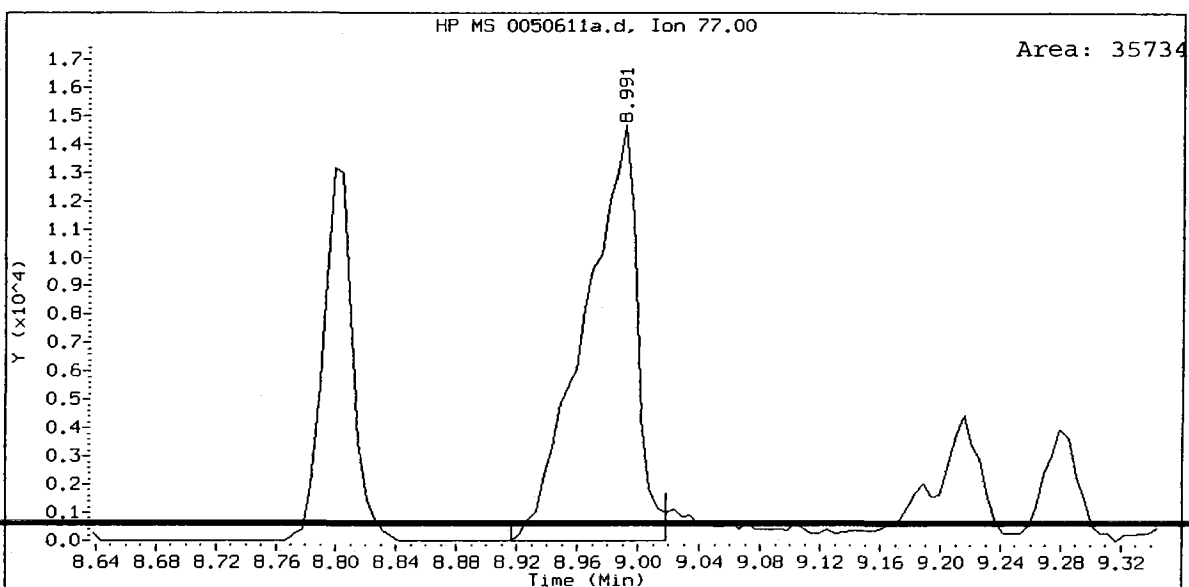
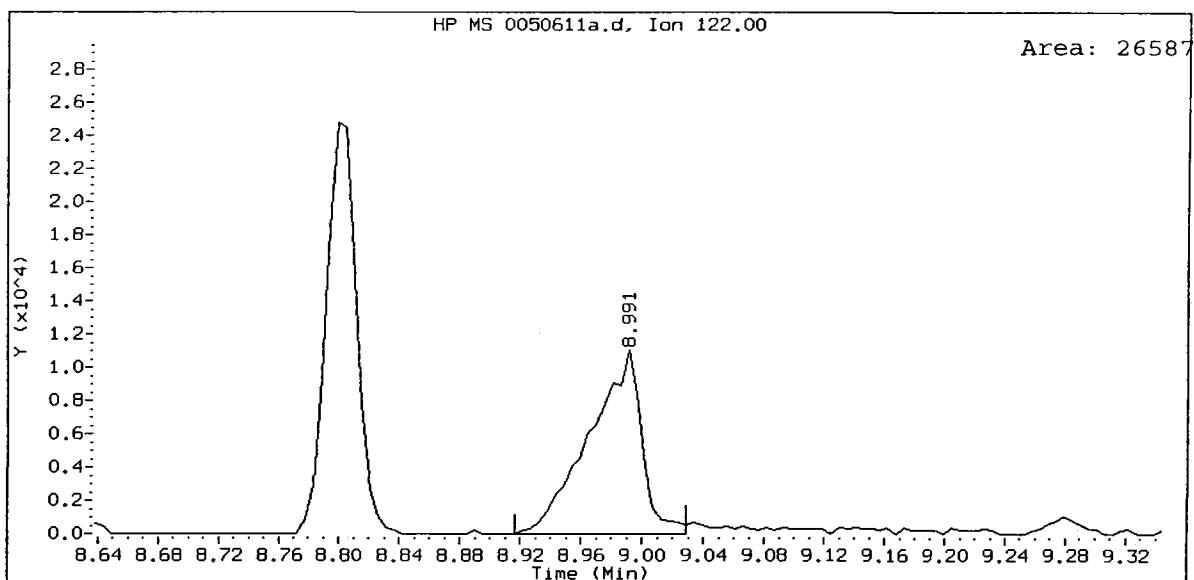
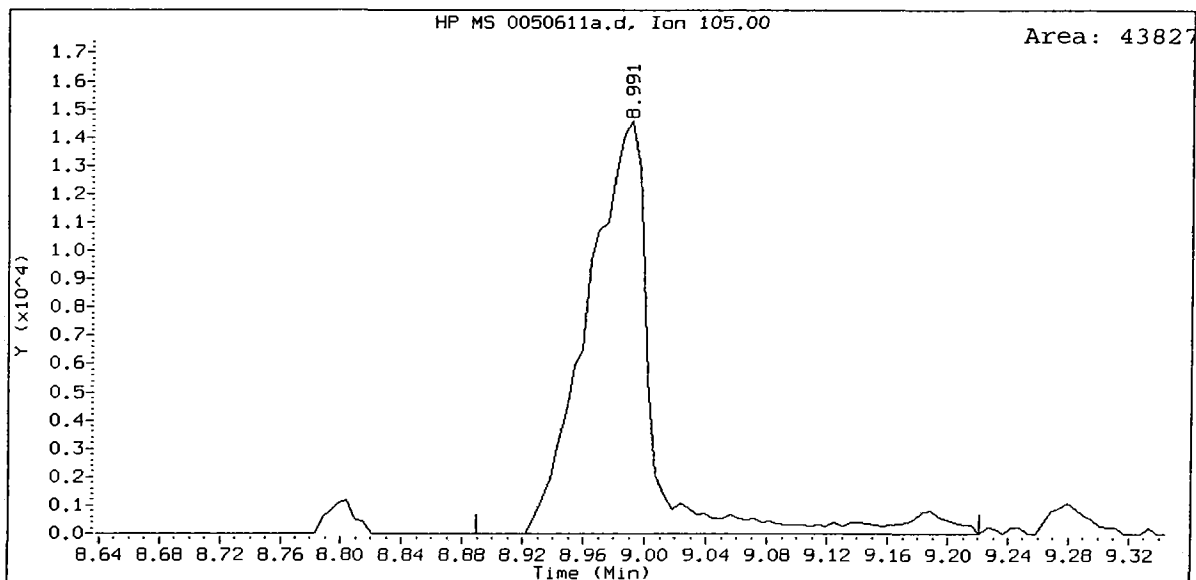


ABN 5, /chem1/nt6.i/20090611.b/0050611a.d
Benzyl alcohol Amount: 5.50

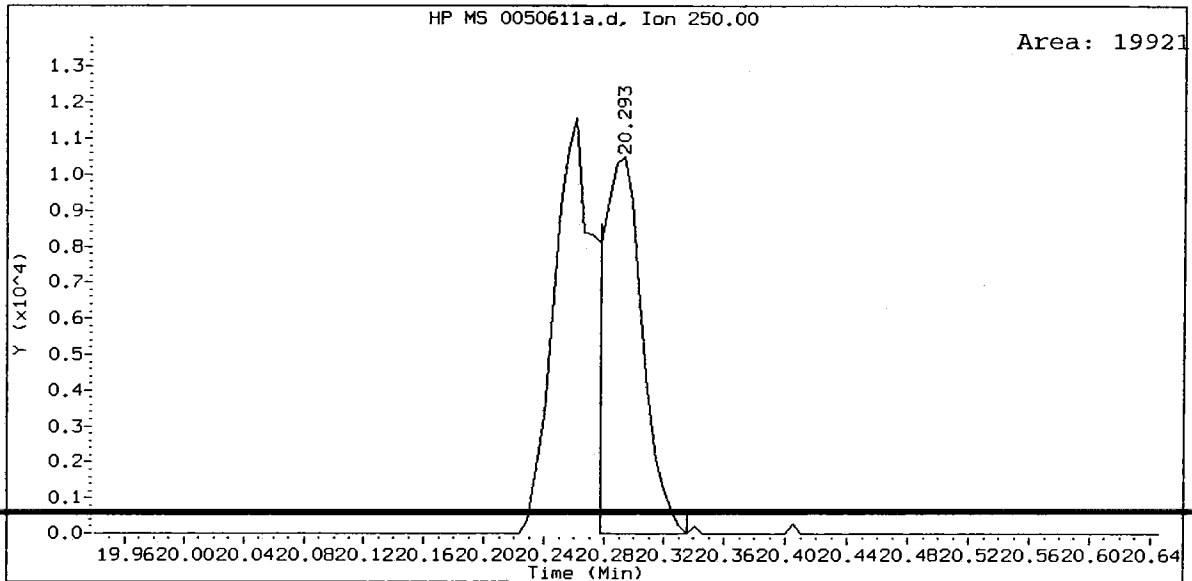
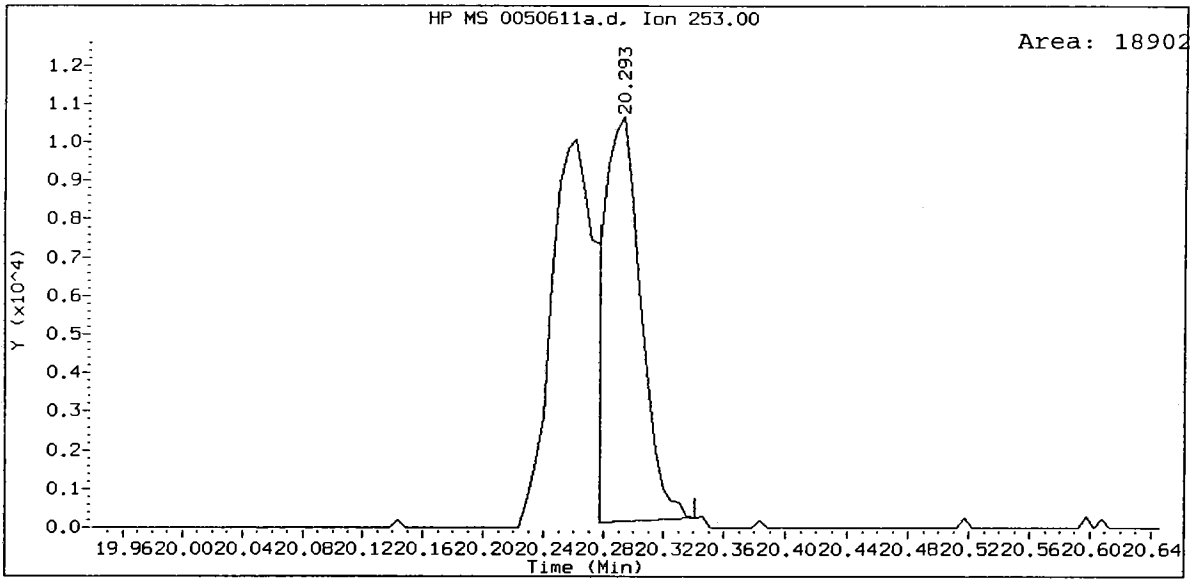
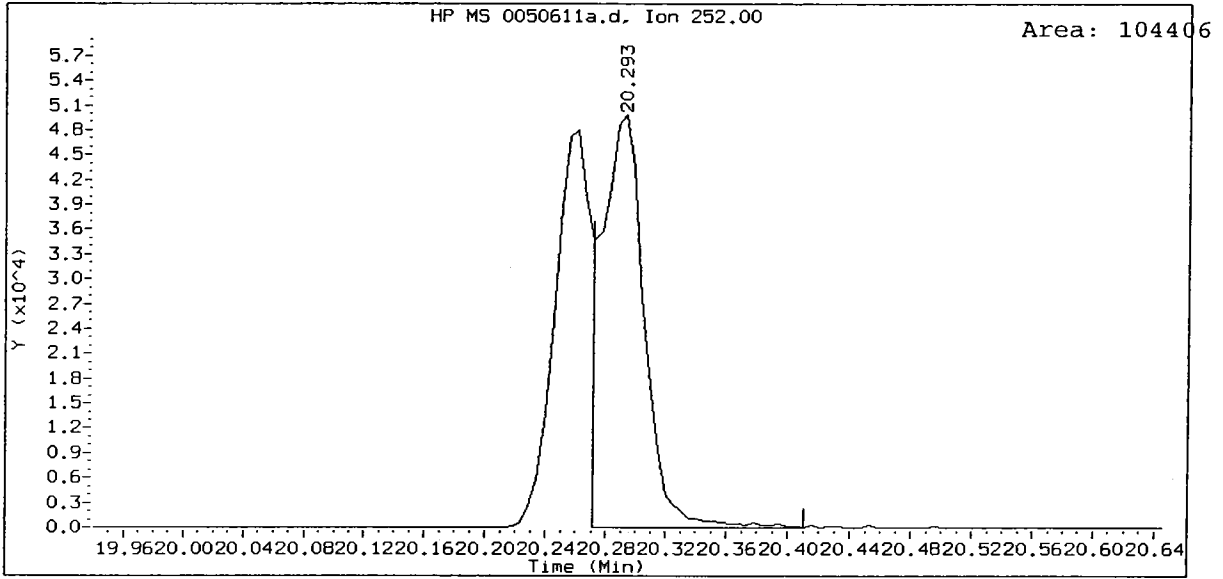


P563:00407

ABN 5, /chem1/nt6.i/20090611.b/0050611a.d
Benzoic acid Amount: 8.18



ABN 5, /chem1/nt6.i/20090611.b/0050611a.d
Benzo(k)fluoranthene Amount: 6.02



Analytical Resources, Inc.

Semivolatile Report SW846 Method 8270D

Data file : /chem1/nt6.i/20090611.b/0100611.d
Lab Smp Id: ABN 10
Inj Date : 11-JUN-2009 13:15
Operator : LJR/VTS
Smp Info : ABN 10
Misc Info :
Comment : 1ul Injection
Method : /chem1/nt6.i/20090611.b/SW846.m
Meth Date : 11-Jun-2009 16:21 jeff
Cal Date : 11-JUN-2009 14:21
Als bottle: 6
Dil Factor: 1.00000
Integrator: HP RTE
Target Version: 3.50

Inst ID: nt6.i
Quant Type: ISTD
Cal File: 0050611a.d
Calibration Sample, Level: 3
Compound Sublist: ICAL.sub

LJR
6/11/09

Compounds	QUANT	SIG	AMOUNTS					
			MASS	RT	EXP RT	REL RT	RESPONSE	CAL-AMT (ug/mL)
=====	=====	=====	=====	=====	=====	=====	=====	=====
\$ 1 2-Fluorophenol	112		5.105	5.103	(0.716)	82516	10.0000	10.31
\$ 2 Phenol-d5	99		6.783	6.780	(0.951)	108785	10.0000	10.13
3 Phenol	94		6.799	6.796	(0.954)	123945	10.0000	10.68
\$ 5 2-Chlorophenol-d4	132		6.831	6.833	(0.958)	66372	10.0000	10.14
4 Bis(2-Chloroethyl) ether	93		6.831	6.828	(0.958)	90699	10.0000	10.36
6 2-Chlorophenol	128		6.857	6.855	(0.962)	78575	10.0000	10.72
7 1,3-Dichlorobenzene	146		7.060	7.063	(0.990)	82544	10.0000	10.35
* 8 1,4-Dichlorobenzene-d4	152		7.130	7.127	(1.000)	97036	20.0000	
9 1,4-Dichlorobenzene	146		7.156	7.154	(1.004)	82754	10.0000	10.36
\$ 10 1,2-Dichlorobenzene-d4	152		7.429	7.426	(1.042)	47985	10.0000	9.931
12 1,2-Dichlorobenzene	146		7.450	7.448	(1.045)	82313	10.0000	10.49
11 Benzyl alcohol	108		7.455	7.453	(1.046)	55803	10.0000	10.27
14 2,2'-oxybis(1-Chloropropane)	45		7.723	7.720	(1.083)	112071	10.0000	10.33
13 2-Methylphenol	108		7.733	7.731	(1.085)	81339	10.0000	10.70 (H)
17 Hexachloroethane	117		7.942	7.939	(1.114)	38911	10.0000	10.53
16 N-Nitroso-di-n-propylamine	70		7.936	7.934	(1.113)	74593	10.0000	10.36
15 4-Methylphenol	108		7.974	7.971	(1.118)	81560	10.0000	10.50
\$ 18 Nitrobenzene-d5	82		8.080	8.078	(0.879)	103023	10.0000	10.43
19 Nitrobenzene	77		8.107	8.104	(0.882)	110097	10.0000	10.74
20 Isophorone	82		8.502	8.500	(0.925)	184046	10.0000	10.73
21 2-Nitrophenol	139		8.631	8.633	(0.939)	38116	10.0000	10.20
22 2,4-Dimethylphenol	107		8.801	8.799	(0.958)	87914	10.0000	10.75
23 Bis(2-Chloroethoxy)methane	93		8.930	8.927	(0.972)	98569	10.0000	10.43
24 Benzoic acid	105		9.031	8.991	(0.983)	97876	20.0000	19.16 (M)
25 2,4-Dichlorophenol	162		9.036	9.034	(0.983)	56460	10.0000	10.60
26 1,2,4-Trichlorobenzene	180		9.143	9.141	(0.995)	65925	10.0000	10.20
* 27 Naphthalene-d8	136		9.191	9.189	(1.000)	321647	20.0000	

Compounds	QUANT SIG		AMOUNTS				
	MASS	RT	EXP RT	REL RT	RESPONSE	CAL-AMT (ug/mL)	ON-COL (ug/mL)
=====	====	==	=====	=====	=====	=====	=====
28 Naphthalene	128	9.218	9.215	(1.003)	202077	10.0000	10.57
29 4-Chloroaniline	127	9.394	9.392	(1.022)	84923	10.0000	10.30
30 Hexachlorobutadiene	225	9.560	9.557	(1.040)	36930	10.0000	10.21
31 4-Chloro-3-methylphenol	107	10.254	10.252	(1.116)	67446	10.0000	10.00
32 2-Methylnaphthalene	141	10.345	10.342	(1.126)	107934	10.0000	10.36
33 Hexachlorocyclopentadiene	237	10.730	10.732	(0.892)	22217	10.0000	6.657
34 2,4,6-Trichlorophenol	196	10.879	10.876	(0.904)	38134	10.0000	10.16
35 2,4,5-Trichlorophenol	196	10.938	10.941	(0.909)	38061	10.0000	9.898
\$ 36 2-Fluorobiphenyl	172	11.002	10.999	(0.914)	133593	10.0000	10.23
37 2-Chloronaphthalene	162	11.114	11.111	(0.924)	119568	10.0000	10.22
38 2-Nitroaniline	65	11.365	11.363	(0.944)	48503	10.0000	9.964
39 Dimethylphthalate	163	11.760	11.758	(0.977)	134046	10.0000	10.45
40 Acenaphthylene	152	11.776	11.779	(0.979)	181231	10.0000	10.37
41 2,6-Dinitrotoluene	165	11.841	11.843	(0.984)	27772	10.0000	9.959
* 42 Acenaphthene-d10	164	12.033	12.030	(1.000)	175814	20.0000	
43 3-Nitroaniline	138	12.038	12.035	(1.000)	31527	10.0000	9.902
44 Acenaphthene	153	12.081	12.078	(1.004)	116594	10.0000	10.57
45 2,4-Dinitrophenol	184	12.214	12.212	(1.015)	14966	20.0000	20.04
46 Dibenzofuran	168	12.343	12.340	(1.026)	163582	10.0000	10.27
47 4-Nitrophenol	109	12.412	12.409	(1.032)	19816	10.0000	9.760
48 2,4-Dinitrotoluene	165	12.460	12.457	(1.036)	36084	10.0000	9.979
50 Diethylphthalate	149	12.914	12.911	(1.073)	121477	10.0000	10.41
49 Fluorene	166	12.893	12.890	(1.071)	134409	10.0000	10.31
51 4-Chlorophenyl-phenylether	204	12.946	12.943	(1.076)	66060	10.0000	10.27
52 4-Nitroaniline	138	13.021	13.018	(1.082)	29056	10.0000	10.27
53 4,6-Dinitro-2-methylphenol	198	13.106	13.104	(0.912)	38911	20.0000	18.86
54 N-Nitrosodiphenylamine	169	13.154	13.152	(0.915)	89848	10.0000	10.51
\$ 55 2,4,6-Tribromophenol	330	13.315	13.317	(1.107)	15792	10.0000	9.420
56 4-Bromophenyl-phenylether	248	13.715	13.713	(0.954)	35910	10.0000	10.31
57 Hexachlorobenzene	284	13.908	13.910	(0.967)	35798	10.0000	10.07
58 Pentachlorophenol	266	14.223	14.220	(0.989)	14513	10.0000	8.937
* 59 Phenanthrene-d10	188	14.378	14.375	(1.000)	273945	20.0000	
60 Phenanthrene	178	14.410	14.412	(1.002)	183673	10.0000	10.56
61 Anthracene	178	14.484	14.482	(1.007)	185734	10.0000	10.54
62 Carbazole	167	14.789	14.786	(1.029)	152296	10.0000	10.51
63 Di-n-butylphthalate	149	15.553	15.550	(1.082)	184194	10.0000	10.63
64 Fluoranthene	202	16.327	16.330	(1.136)	189590	10.0000	10.68
65 Pyrene	202	16.669	16.672	(0.894)	192156	10.0000	10.30
\$ 66 Terphenyl-d14	244	17.032	17.029	(0.913)	120602	10.0000	10.03
67 Butylbenzylphthalate	149	17.940	17.937	(0.962)	79397	10.0000	10.54
68 Benzo(a)anthracene	228	18.624	18.621	(0.999)	173493	10.0000	10.44
* 69 Chrysene-d12	240	18.645	18.648	(1.000)	225200	20.0000	
70 3,3'-Dichlorobenzidine	252	18.666	18.664	(1.001)	63386	10.0000	10.40
71 Chrysene	228	18.682	18.680	(1.002)	162803	10.0000	10.23
72 bis(2-Ethylhexyl)phthalate	149	18.955	18.958	(0.953)	106311	10.0000	10.63
* 134 Di-n-octylphthalate-d4	153	19.890	19.887	(1.000)	322577	20.0000	
73 Di-n-octylphthalate	149	19.895	19.898	(1.000)	182918	10.0000	10.52

Compounds	QUANT SIG			AMOUNTS			
	MASS	RT	EXP RT	REL RT	RESPONSE	CAL-AMT (ug/mL)	ON-COL (ug/mL)
=====	====	==	=====	=====	=====	=====	=====
74 Benzo(b)fluoranthene	252	20.258	20.261	(0.975)	192540	10.0000	10.94
75 Benzo(k)fluoranthene	252	20.295	20.293	(0.977)	178729	10.0000	9.883
76 Benzo(a)pyrene	252	20.696	20.693	(0.996)	164636	10.0000	10.33
* 77 Perylene-d12	264	20.781	20.779	(1.000)	242978	20.0000	10.33
78 Indeno(1,2,3-cd)pyrene	276	22.122	22.119	(1.064)	209945	10.0000	9.881
79 Dibenzo(a,h)anthracene	278	22.154	22.151	(1.066)	166051	10.0000	10.29
80 Benzo(g,h,i)perylene	276	22.421	22.419	(1.079)	188889	10.0000	10.17
90 N-Nitrosodimethylamine	74	2.200	2.197	(0.309)	64367	10.0000	10.47
103 Pyridine	79	2.189	2.192	(0.307)	108120	10.0000	10.25
91 Aniline	93	6.686	6.684	(0.938)	152333	10.0000	10.35
105 1-methylnaphthalene	141	10.511	10.508	(1.144)	103720	10.0000	10.40
93 Benzidine	184	16.610	16.613	(0.891)	93183	10.0000	10.90
111 Azobenzene (1,2-DP-Hydrazine)	77	13.186	13.189	(1.096)	197142	10.0000	10.55
143 1,4-Dioxane	88	1.746	1.749	(0.245)	41989	10.0000	10.14
§ 137 d8-1,4-Dioxane	96	1.714	1.717	(0.240)	42052	10.0000	9.525
144 alpha-Terpineol	59	9.282	9.279	(1.010)	60059	10.0000	10.38
98 Retene	219	17.262	17.259	(0.926)	63173	10.0000	10.40
133 Butylatedhydroxytoluene	205	12.257	12.260	(1.019)	104851	10.0000	10.34
115 Tributyl Phosphate	99	13.304	13.301	(0.925)	173073	10.0000	10.57
116 Dibutyl Phenyl Phosphate	175	15.002	15.000	(1.043)	88681	10.0000	10.41
117 Butyl Diphenyl Phosphate	94	16.658	16.661	(0.893)	40693	10.0000	10.34
118 Triphenyl Phosphate	326	18.239	18.231	(0.978)	26086	10.0000	10.34
123 Acetophenone	105	7.856	7.853	(1.102)	112966	10.0000	10.64
179 n-Decane	57	7.012	7.010	(0.984)	93975	10.0000	10.42
180 n-Octadecane	57	14.399	14.396	(1.001)	93482	10.0000	10.59
168 Pentachlorobenzene	250	12.391	12.388	(1.030)	47299	10.0000	10.14
113 Diphenyl Oxide	170	11.328	11.325	(0.941)	80547	10.0000	10.14
112 Biphenyl	154	11.130	11.127	(0.925)	163279	10.0000	10.34

QC Flag Legend

M - Compound response manually integrated.
 H - Operator selected an alternate compound hit.

Analytical Resources, Inc.

INTERNAL STANDARD COMPOUNDS
 AREA AND RT SUMMARY

Instrument ID: nt6.i
 Lab File ID: 0100611.d
 Lab Smp Id: ABN 10
 Analysis Type: SV
 Quant Type: ISTD
 Operator: LJR/VTS
 Method File: /chem1/nt6.i/20090611.b/SW846.m
 Misc Info:

Calibration Date: 11-JUN-2009
 Calibration Time: 10:27

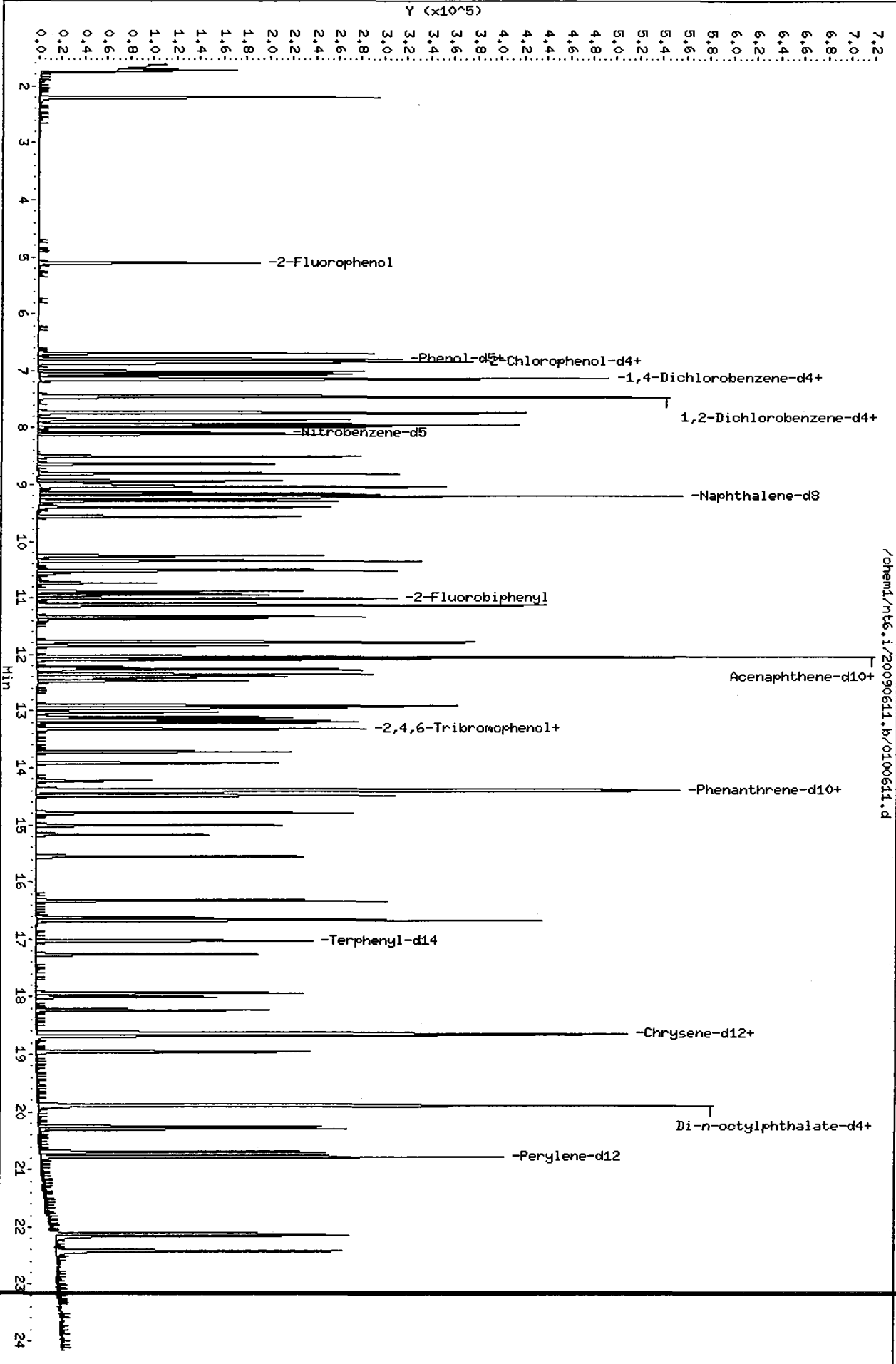
Level:
 Sample Type:

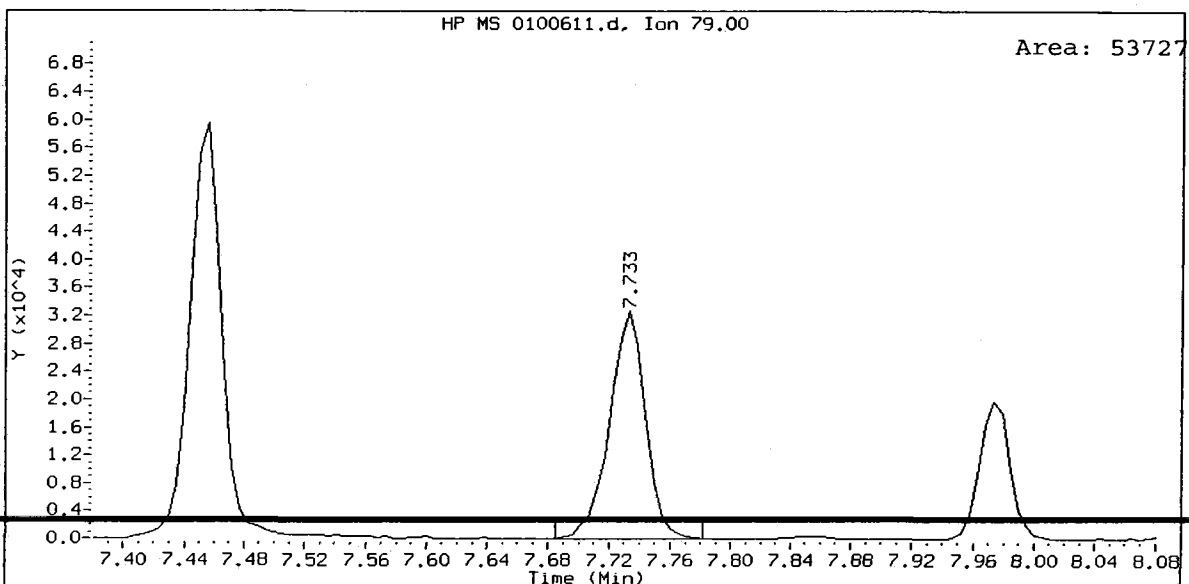
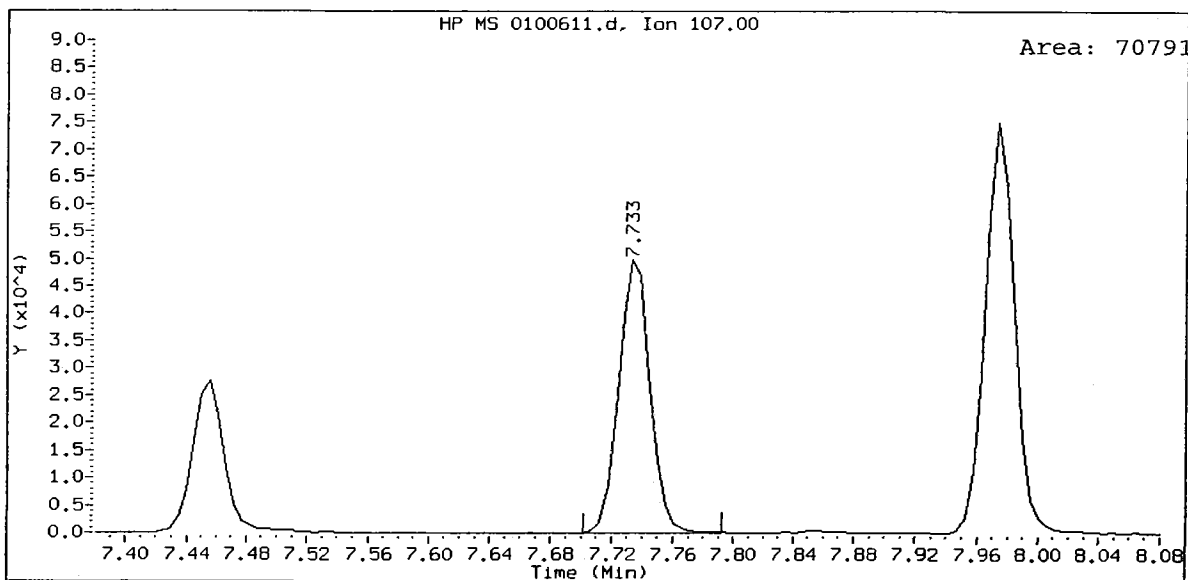
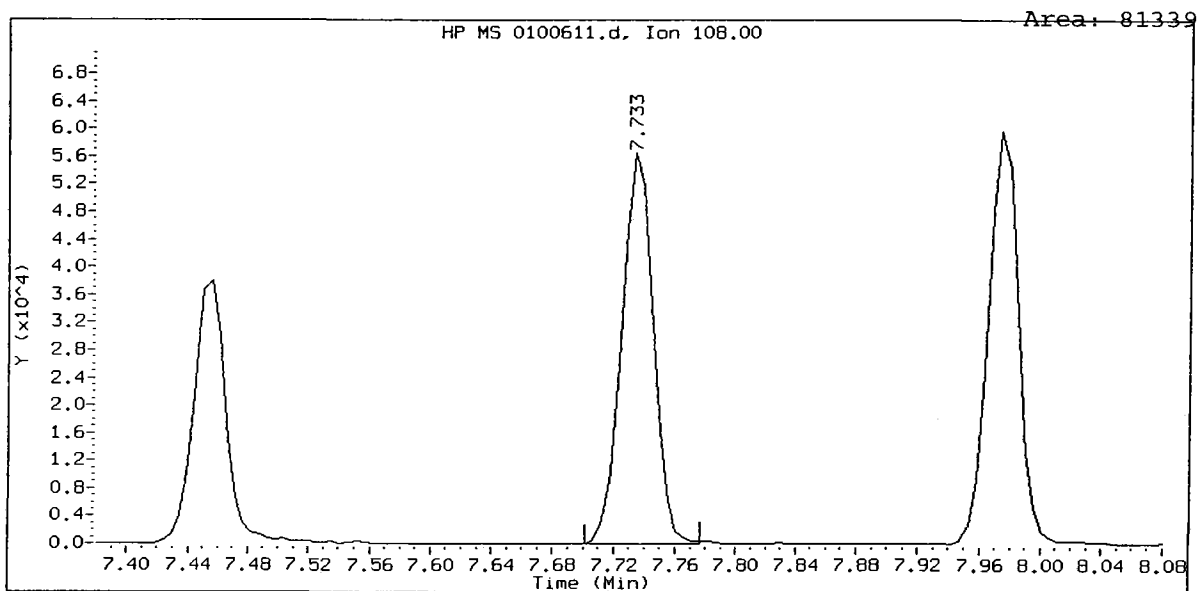
Test Mode: Use Initial Calibration Level 4.

COMPOUND	STANDARD	AREA LIMIT		SAMPLE	%DIFF
		LOWER	UPPER		
8 1,4-Dichlorobenze	112389	56194	224778	97036	-13.66
27 Naphthalene-d8	384492	192246	768984	321647	-16.34
42 Acenaphthene-d10	217478	108739	434956	175814	-19.16
59 Phenanthrene-d10	336594	168297	673188	273945	-18.61
69 Chrysene-d12	247160	123580	494320	225200	-8.88
134 Di-n-octylphthala	347036	173518	694072	322577	-7.05
77 Perylene-d12	232938	116469	465876	242978	4.31

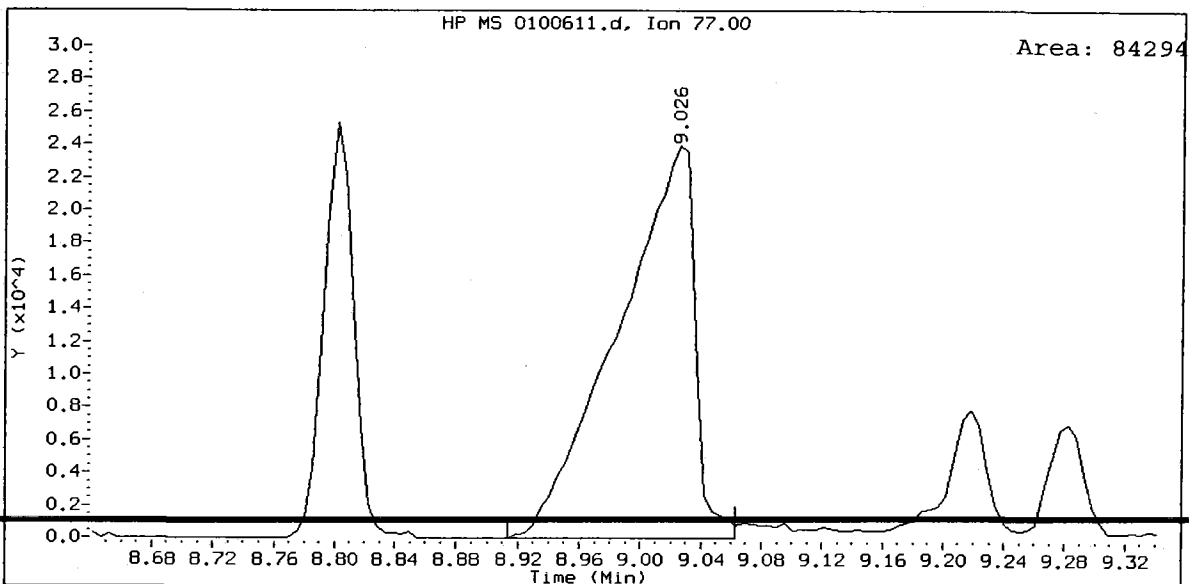
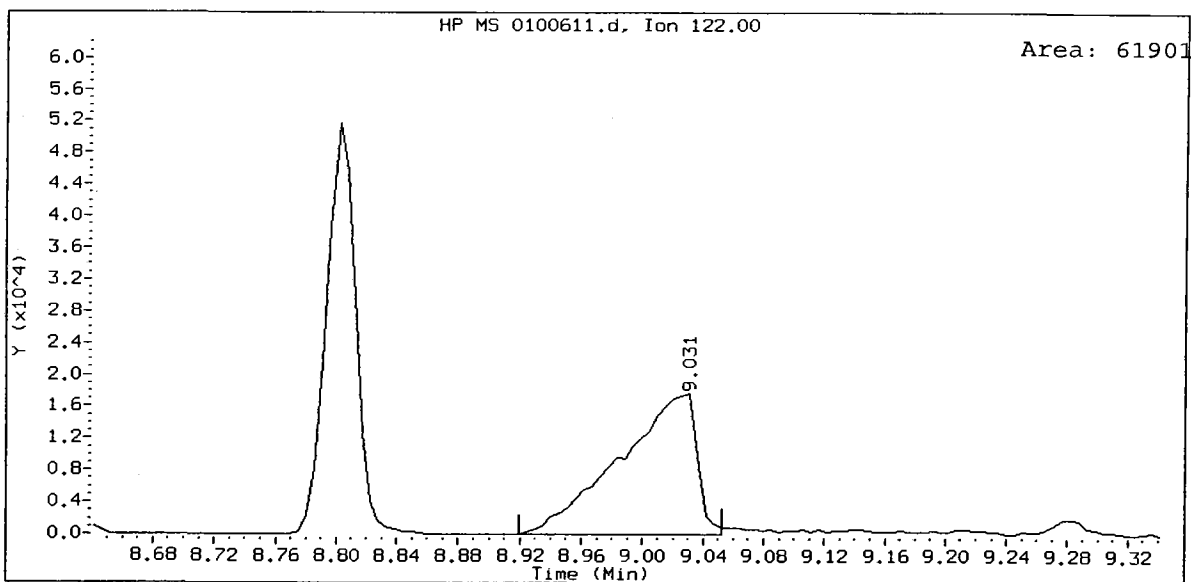
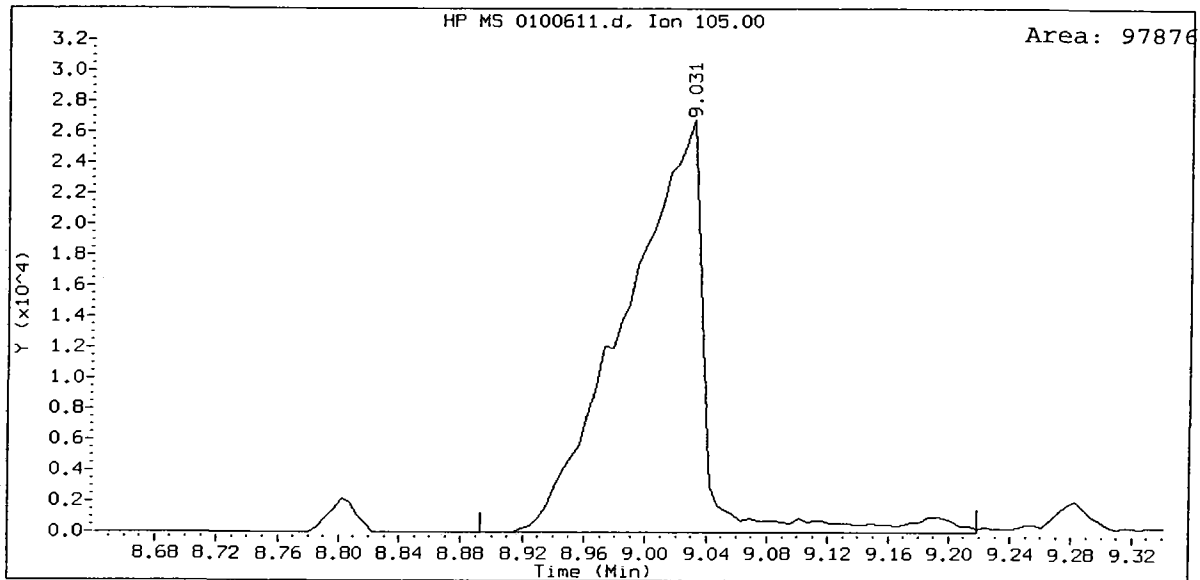
COMPOUND	STANDARD	RT LIMIT		SAMPLE	%DIFF
		LOWER	UPPER		
8 1,4-Dichlorobenze	7.13	6.63	7.63	7.13	-0.07
27 Naphthalene-d8	9.19	8.69	9.69	9.19	0.00
42 Acenaphthene-d10	12.03	11.53	12.53	12.03	0.00
59 Phenanthrene-d10	14.38	13.88	14.88	14.38	-0.04
69 Chrysene-d12	18.66	18.16	19.16	18.65	-0.06
134 Di-n-octylphthala	19.89	19.39	20.39	19.89	0.00
77 Perylene-d12	20.78	20.28	21.28	20.78	0.00

AREA UPPER LIMIT = +100% of internal standard area.
 AREA LOWER LIMIT = - 50% of internal standard area.
 RT UPPER LIMIT = + 0.50 minutes of internal standard RT.
 RT LOWER LIMIT = - 0.50 minutes of internal standard RT.





ABN 10, /chem1/nt6.i/20090611.b/0100611.d
Benzoic acid Amount: 19.16



Analytical Resources, Inc.

Semivolatiles Report SW846 Method 8270D

Data file : /chem1/nt6.i/20090611.b/0250611.d
Lab Smp Id: ABN 25
Inj Date : 11-JUN-2009 10:27
Operator : LJR/VTS
Smp Info : ABN 25
Misc Info :
Comment : 1ul Injection
Method : /chem1/nt6.i/20090611.b/SW846.m
Meth Date : 11-Jun-2009 16:21 jeff
Cal Date : 11-JUN-2009 14:21
Als bottle: 1
Dil Factor: 1.00000
Integrator: HP RTE
Target Version: 3.50

Inst ID: nt6.i
Quant Type: ISTD
Cal File: 0050611a.d
Calibration Sample, Level: 4
Compound Sublist: ICAL.sub

LJR
6/11/09

Compounds	QUANT SIG			AMOUNTS			
	MASS	RT	EXP RT REL RT	RESPONSE	CAL-AMT (ug/mL)	ON-COL (ug/mL)	
\$ 1 2-Fluorophenol	112	5.105	5.103 (0.687)	230657	25.0000	24.89 (M)	
\$ 2 Phenol-d5	99	6.788	6.780 (0.913)	315441	25.0000	25.35	
3 Phenol	94	6.809	6.796 (0.916)	335041	25.0000	24.93	
\$ 5 2-Chlorophenol-d4	132	6.836	6.833 (0.920)	187866	25.0000	24.78	
4 Bis(2-Chloroethyl)ether	93	6.836	6.828 (0.920)	251860	25.0000	24.83	
6 2-Chlorophenol	128	6.863	6.855 (0.923)	209087	25.0000	24.63	
7 1,3-Dichlorobenzene	146	7.065	7.063 (0.950)	227028	25.0000	24.57 (H)	
* 8 1,4-Dichlorobenzene-d4	152	7.135	7.127 (1.000)	112389	20.0000	(H)	
9 1,4-Dichlorobenzene	146	7.156	7.154 (0.963)	229732	25.0000	24.82 (H)	
\$ 10 1,2-Dichlorobenzene-d4	152	7.434	7.426 (1.000)	138749	25.0000	24.79	
12 1,2-Dichlorobenzene	146	7.450	7.448 (1.002)	219866	25.0000	24.20	
11 Benzyl alcohol	108	7.461	7.453 (1.046)	162860	25.0000	25.89 (MH)	
14 2,2'-oxybis(1-Chloropropane)	45	7.722	7.720 (1.039)	315832	25.0000	25.13	
13 2-Methylphenol	108	7.738	7.731 (1.041)	222835	25.0000	25.32 (H)	
17 Hexachloroethane	117	7.941	7.939 (1.068)	106520	25.0000	24.90	
16 N-Nitroso-di-n-propylamine	70	7.947	7.934 (1.069)	209303	25.0000	25.09	
15 4-Methylphenol	108	7.979	7.971 (1.073)	227201	25.0000	25.26	
\$ 18 Nitrobenzene-d5	82	8.086	8.078 (0.871)	284248	25.0000	24.07	
19 Nitrobenzene	77	8.118	8.104 (0.874)	292578	25.0000	23.87	
20 Isophorone	82	8.513	8.500 (0.917)	497564	25.0000	24.27	
21 2-Nitrophenol	139	8.636	8.633 (0.930)	110806	25.0000	24.82	
22 2,4-Dimethylphenol	107	8.807	8.799 (0.948)	241217	25.0000	24.68	
23 Bis(2-Chloroethoxy)methane	93	8.935	8.927 (0.962)	281343	25.0000	24.91	
24 Benzoic acid	105	9.111	8.991 (0.981)	307295	50.0000	50.31 (M)	
25 2,4-Dichlorophenol	162	9.042	9.034 (0.974)	169609	25.0000	26.65	
26 1,2,4-Trichlorobenzene	180	9.143	9.141 (0.984)	189040	25.0000	24.46	
* 27 Naphthalene-d8	136	9.191	9.189 (1.000)	384492	20.0000	(H)	

Compounds	QUANT SIG		AMOUNTS				
	MASS	RT	EXP RT	REL RT	RESPONSE	CAL-AMT (ug/mL)	ON-COL (ug/mL)
28 Naphthalene	128	9.223	9.215	(0.993)	552453	25.0000	24.17
29 4-Chloroaniline	127	9.400	9.392	(1.012)	247922	25.0000	25.16
30 Hexachlorobutadiene	225	9.560	9.557	(1.029)	107002	25.0000	24.75
31 4-Chloro-3-methylphenol	107	10.254	10.252	(1.104)	204195	25.0000	25.34
32 2-Methylnaphthalene	141	10.345	10.342	(1.114)	307932	25.0000	24.73 (H)
33 Hexachlorocyclopentadiene	237	10.729	10.732	(0.892)	88728	25.0000	21.49
34 2,4,6-Trichlorophenol	196	10.884	10.876	(0.905)	112457	25.0000	24.23
35 2,4,5-Trichlorophenol	196	10.943	10.941	(0.909)	117286	25.0000	24.66
\$ 36 2-Fluorobiphenyl	172	11.007	10.999	(0.915)	395522	25.0000	24.48
37 2-Chloronaphthalene	162	11.114	11.111	(0.924)	357664	25.0000	24.71
38 2-Nitroaniline	65	11.370	11.363	(0.945)	154285	25.0000	25.62
39 Dimethylphthalate	163	11.766	11.758	(0.978)	383403	25.0000	24.17
40 Acenaphthylene	152	11.782	11.779	(0.979)	542154	25.0000	25.08
41 2,6-Dinitrotoluene	165	11.846	11.843	(0.984)	85115	25.0000	24.68
* 42 Acenaphthene-d10	164	12.033	12.030	(1.000)	217478	20.0000	
43 3-Nitroaniline	138	12.049	12.035	(1.001)	96260	25.0000	24.44
44 Acenaphthene	153	12.086	12.078	(1.004)	324704	25.0000	23.80
45 2,4-Dinitrophenol	184	12.220	12.212	(1.016)	71172	50.0000	44.54
46 Dibenzofuran	168	12.348	12.340	(1.026)	479874	25.0000	24.35
47 4-Nitrophenol	109	12.423	12.409	(1.032)	63149	25.0000	25.15
48 2,4-Dinitrotoluene	165	12.465	12.457	(1.036)	109344	25.0000	24.44
50 Diethylphthalate	149	12.919	12.911	(1.074)	353718	25.0000	24.49
49 Fluorene	166	12.898	12.890	(1.072)	391835	25.0000	24.30
51 4-Chlorophenyl-phenylether	204	12.946	12.943	(1.076)	186098	25.0000	23.39
52 4-Nitroaniline	138	13.037	13.018	(1.083)	82794	25.0000	23.66
53 4,6-Dinitro-2-methylphenol	198	13.117	13.104	(0.912)	131848	50.0000	52.02
54 N-Nitrosodiphenylamine	169	13.160	13.152	(0.915)	260878	25.0000	24.84
\$ 55 2,4,6-Tribromophenol	330	13.325	13.317	(1.107)	49050	25.0000	23.65
56 4-Bromophenyl-phenylether	248	13.715	13.713	(0.954)	110160	25.0000	25.73
57 Hexachlorobenzene	284	13.913	13.910	(0.967)	109844	25.0000	25.14
58 Pentachlorophenol	266	14.228	14.220	(0.989)	51132	25.0000	25.63
* 59 Phenanthrene-d10	188	14.383	14.375	(1.000)	336594	20.0000	
60 Phenanthrene	178	14.415	14.412	(1.002)	528524	25.0000	24.74
61 Anthracene	178	14.490	14.482	(1.007)	536064	25.0000	24.75
62 Carbazole	167	14.794	14.786	(1.029)	450059	25.0000	25.29
63 Di-n-butylphthalate	149	15.558	15.550	(1.082)	554982	25.0000	26.06
64 Fluoranthene	202	16.332	16.330	(1.136)	550436	25.0000	25.24
65 Pyrene	202	16.674	16.672	(0.894)	545974	25.0000	26.66
\$ 66 Terphenyl-d14	244	17.032	17.029	(0.913)	340025	25.0000	25.76
67 Butylbenzylphthalate	149	17.940	17.937	(0.962)	220774	25.0000	26.70
68 Benzo(a)anthracene	228	18.629	18.621	(0.999)	472264	25.0000	25.89
* 69 Chrysene-d12	240	18.656	18.648	(1.000)	247160	20.0000	
70 3,3'-Dichlorobenzidine	252	18.672	18.664	(1.001)	157181	25.0000	23.50
71 Chrysene	228	18.693	18.680	(1.002)	446340	25.0000	25.55
72 bis(2-Ethylhexyl)phthalate	149	18.960	18.958	(0.953)	284294	25.0000	26.41
* 134 Di-n-octylphthalate-d4	153	19.889	19.887	(1.000)	347036	20.0000	
73 Di-n-octylphthalate	149	19.895	19.898	(1.000)	466898	25.0000	24.96

Compounds	QUANT SIG		AMOUNTS				
	MASS	RT	EXP RT	REL RT	RESPONSE	CAL-AMT (ug/mL)	ON-COL (ug/mL)
74 Benzo(b)fluoranthene	252	20.269	20.261	(0.975)	435409	25.0000	25.79
75 Benzo(k)fluoranthene	252	20.301	20.293	(0.977)	409316	25.0000	23.61
76 Benzo(a)pyrene	252	20.701	20.693	(0.996)	377567	25.0000	24.71
* 77 Perylene-d12	264	20.781	20.779	(1.000)	232938	20.0000	25.04
78 Indeno(1,2,3-cd)pyrene	276	22.133	22.119	(1.065)	510150	25.0000	24.54
79 Dibenzo(a,h)anthracene	278	22.159	22.151	(1.066)	379482	25.0000	25.25
80 Benzo(g,h,i)perylene	276	22.432	22.419	(1.079)	449475	25.0000	25.30
90 N-Nitrosodimethylamine	74	2.205	2.197	(0.297)	180132	25.0000	25.39
103 Pyridine	79	2.184	2.192	(0.294)	310161	25.0000	25.00 (H)
91 Aniline	93	6.692	6.684	(0.900)	426059	25.0000	24.44
105 1-methylnaphthalene	141	10.510	10.508	(1.132)	291451	25.0000	24.96
93 Benzidine	184	16.615	16.613	(0.891)	234226	25.0000	24.83
111 Azobenzene (1,2-DP-Hydrazine)	77	13.192	13.189	(1.096)	573866	25.0000	25.42
143 1,4-Dioxane	88	1.746	1.749	(0.235)	121972	25.0000	26.50
\$ 137 d8-1,4-Dioxane	96	1.714	1.717	(0.231)	135526	25.0000	24.83
144 alpha-Terpineol	59	9.287	9.279	(1.000)	171742	25.0000	26.06
98 Retene	219	17.262	17.259	(0.925)	173721	25.0000	24.55
133 Butylatedhydroxytoluene	205	12.257	12.260	(1.019)	307896	25.0000	25.82
115 Tributyl Phosphate	99	13.315	13.301	(0.926)	519669	25.0000	26.02
116 Dibutyl Phenyl Phosphate	175	15.008	15.000	(1.043)	272285	25.0000	27.53
117 Butyl Diphenyl Phosphate	94	16.663	16.661	(0.893)	118903	25.0000	25.21
118 Triphenyl Phosphate	326	18.244	18.231	(0.978)	69834	25.0000	24.58
123 Acetophenone	105	7.861	7.853	(1.057)	302203	25.0000	24.42
179 n-Decane	57	7.012	7.010	(0.943)	255008	25.0000	25.35
180 n-Octadecane	57	14.399	14.396	(1.001)	275048	25.0000	23.65
168 Pentachlorobenzene	250	12.391	12.388	(1.030)	136487	25.0000	24.69
113 Diphenyl Oxide	170	11.328	11.325	(0.941)	242664	25.0000	24.72
112 Biphenyl	154	11.130	11.127	(0.925)	482734	25.0000	

QC Flag Legend

M - Compound response manually integrated.
 H - Operator selected an alternate compound hit.

Analytical Resources, Inc.

INTERNAL STANDARD COMPOUNDS
 AREA AND RT SUMMARY

Instrument ID: nt6.i
 Lab File ID: 0250611.d
 Lab Smp Id: ABN 25
 Analysis Type: SV
 Quant Type: ISTD
 Operator: LJR/VTS
 Method File: /chem1/nt6.i/20090611.b/SW846.m
 Misc Info:

Calibration Date: 11-JUN-2009
 Calibration Time: 10:27

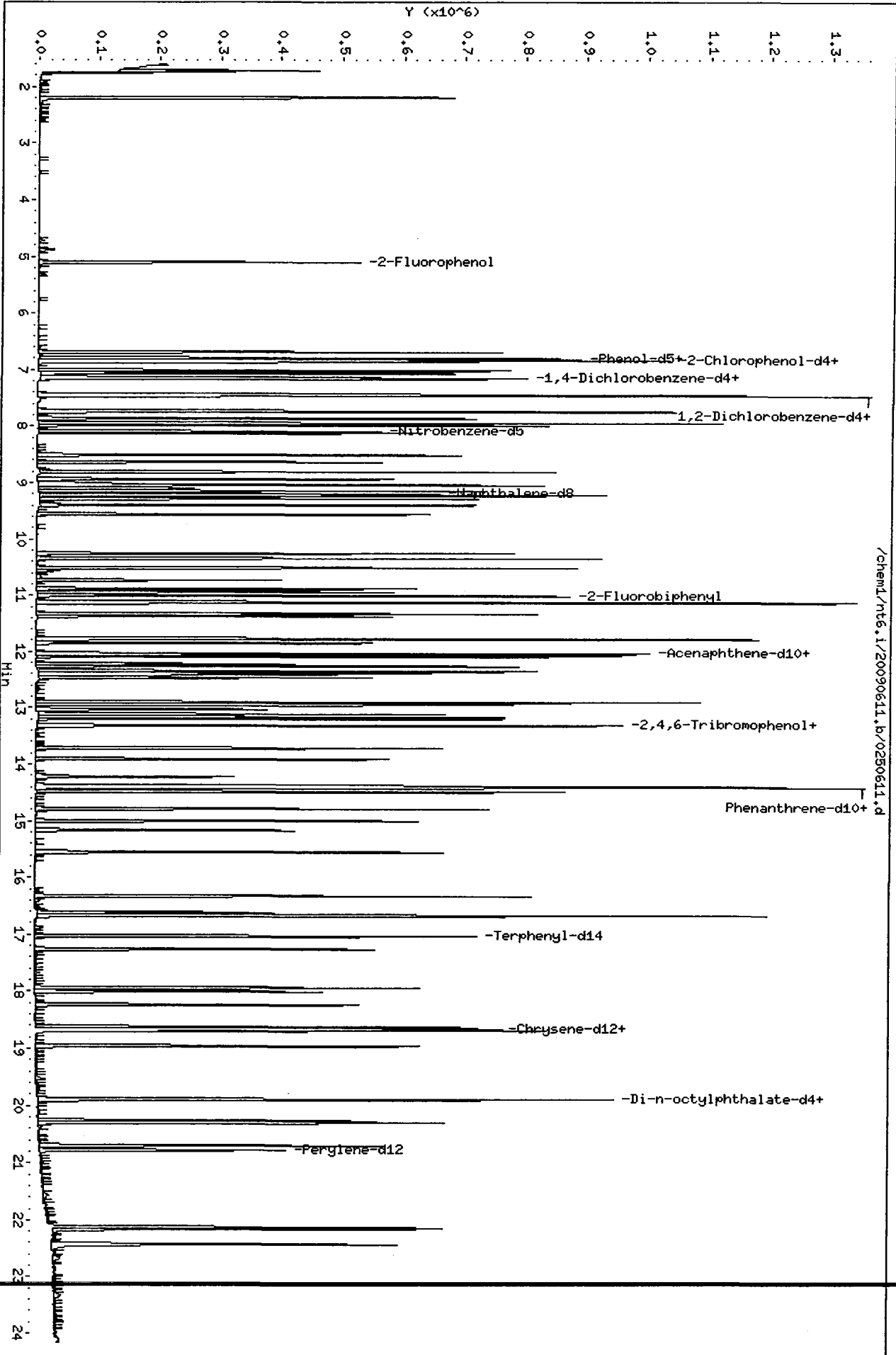
Level:
 Sample Type:

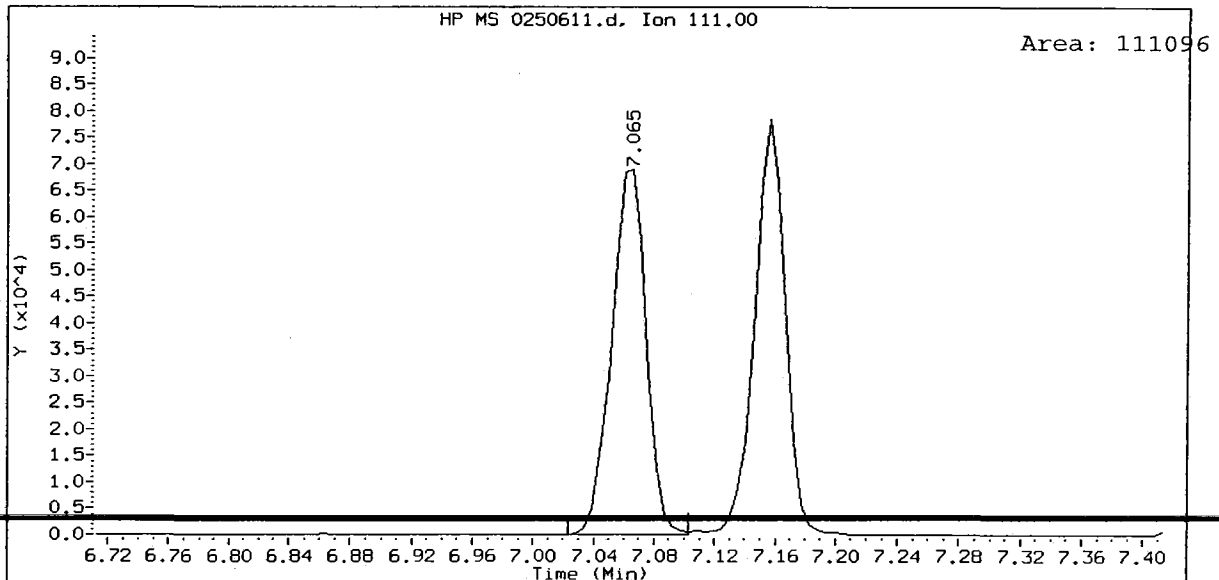
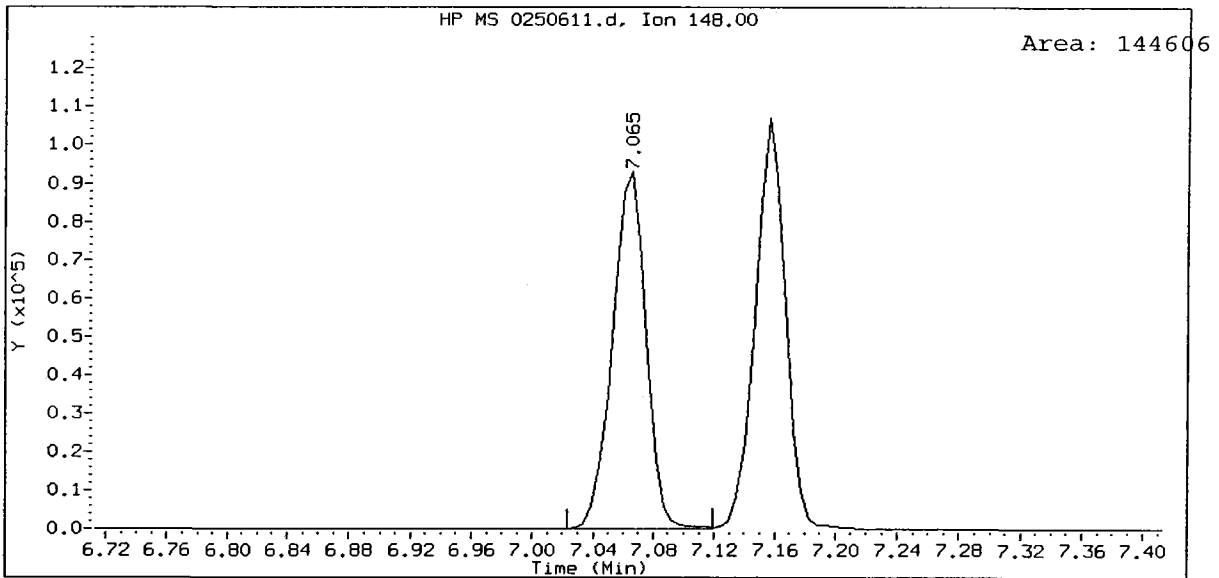
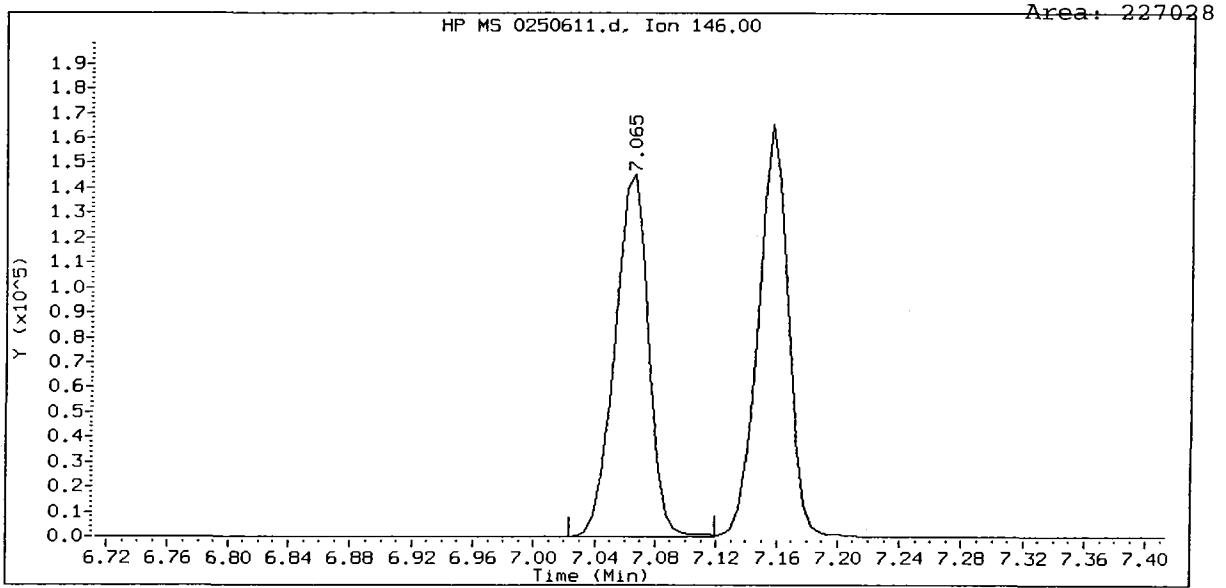
Test Mode: Use Initial Calibration Level 4.

COMPOUND	STANDARD	AREA LIMIT		SAMPLE	%DIFF
		LOWER	UPPER		
8 1,4-Dichlorobenze	112389	56194	224778	112389	0.00
27 Naphthalene-d8	384492	192246	768984	384492	0.00
42 Acenaphthene-d10	217478	108739	434956	217478	0.00
59 Phenanthrene-d10	336594	168297	673188	336594	0.00
69 Chrysene-d12	247160	123580	494320	247160	0.00
134 Di-n-octylphthala	347036	173518	694072	347036	0.00
77 Perylene-d12	232938	116469	465876	232938	0.00

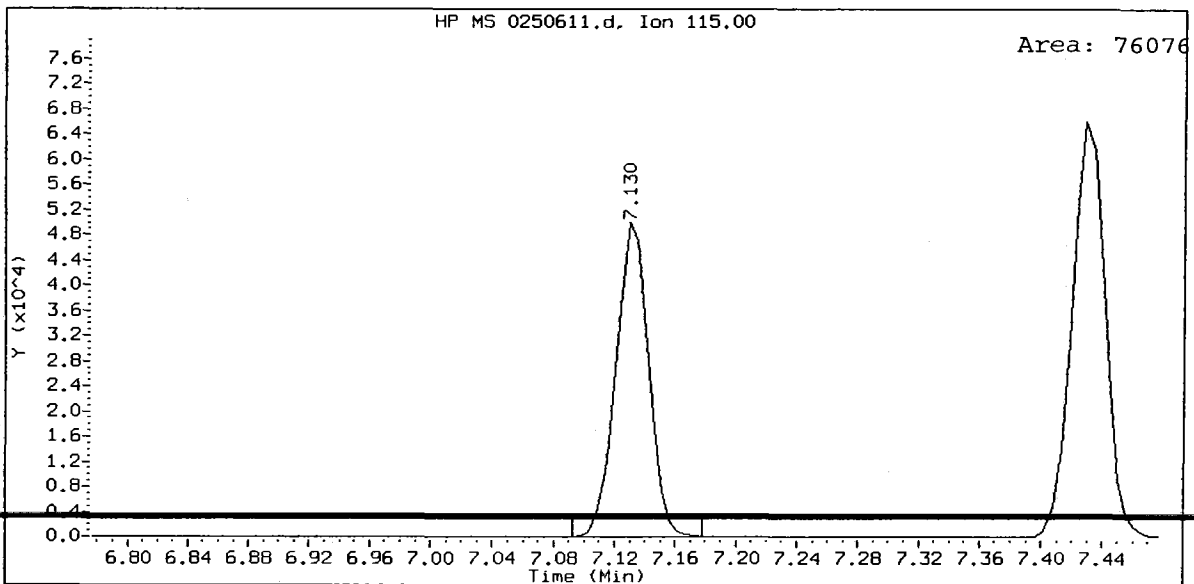
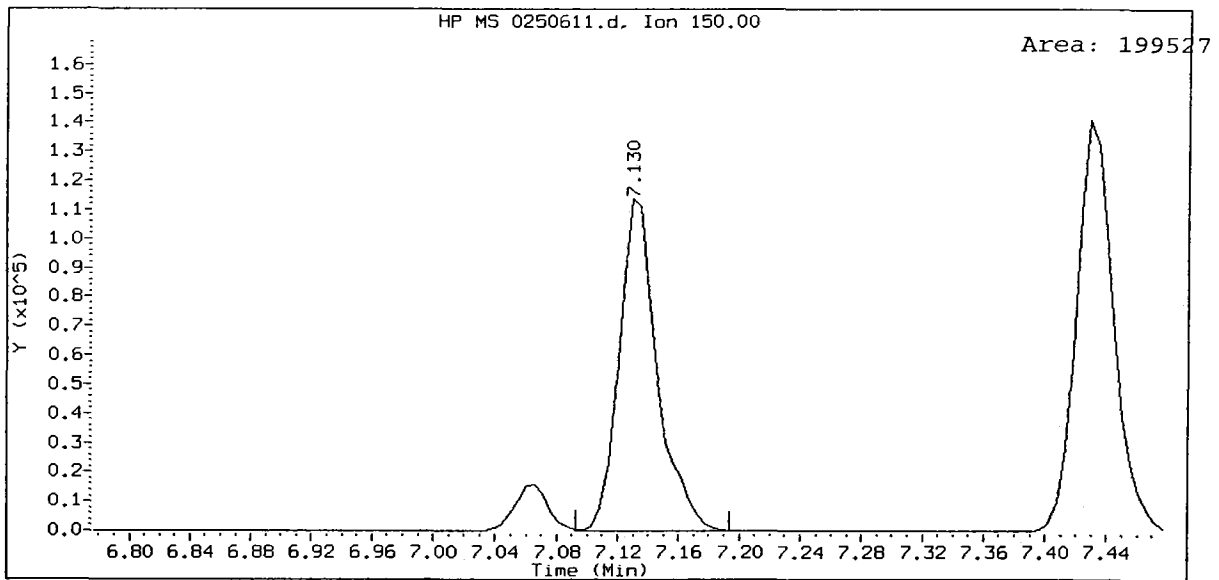
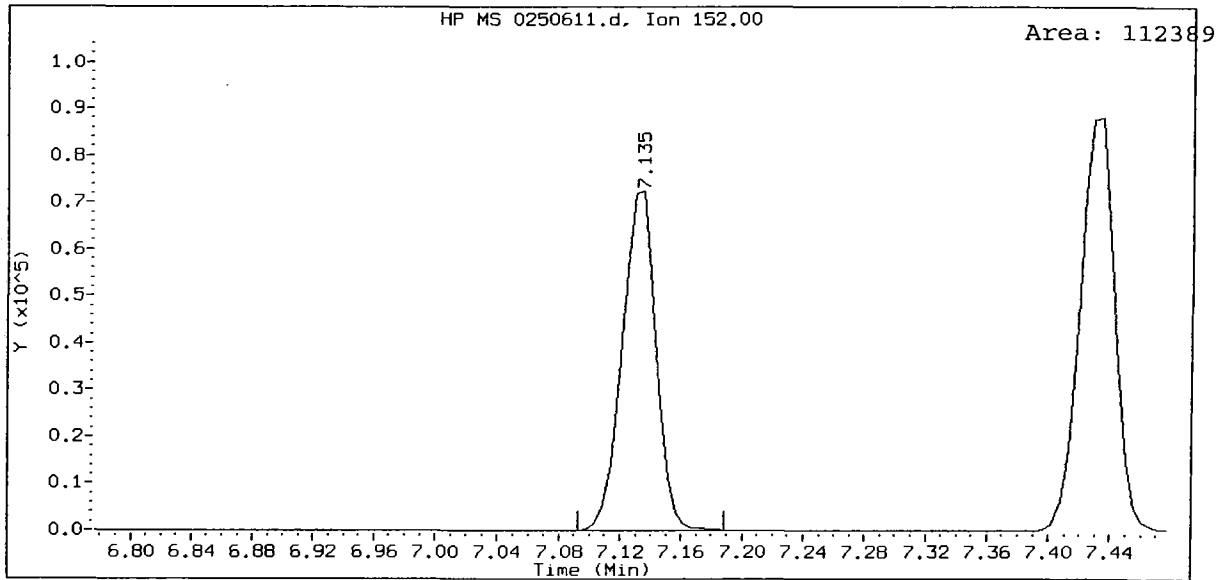
COMPOUND	STANDARD	RT LIMIT		SAMPLE	%DIFF
		LOWER	UPPER		
8 1,4-Dichlorobenze	7.13	6.63	7.63	7.13	0.00
27 Naphthalene-d8	9.19	8.69	9.69	9.19	0.00
42 Acenaphthene-d10	12.03	11.53	12.53	12.03	0.00
59 Phenanthrene-d10	14.38	13.88	14.88	14.38	0.00
69 Chrysene-d12	18.66	18.16	19.16	18.66	0.00
134 Di-n-octylphthala	19.89	19.39	20.39	19.89	0.00
77 Perylene-d12	20.78	20.28	21.28	20.78	0.00

AREA UPPER LIMIT = +100% of internal standard area.
 AREA LOWER LIMIT = - 50% of internal standard area.
 RT UPPER LIMIT = + 0.50 minutes of internal standard RT.
 RT LOWER LIMIT = - 0.50 minutes of internal standard RT.

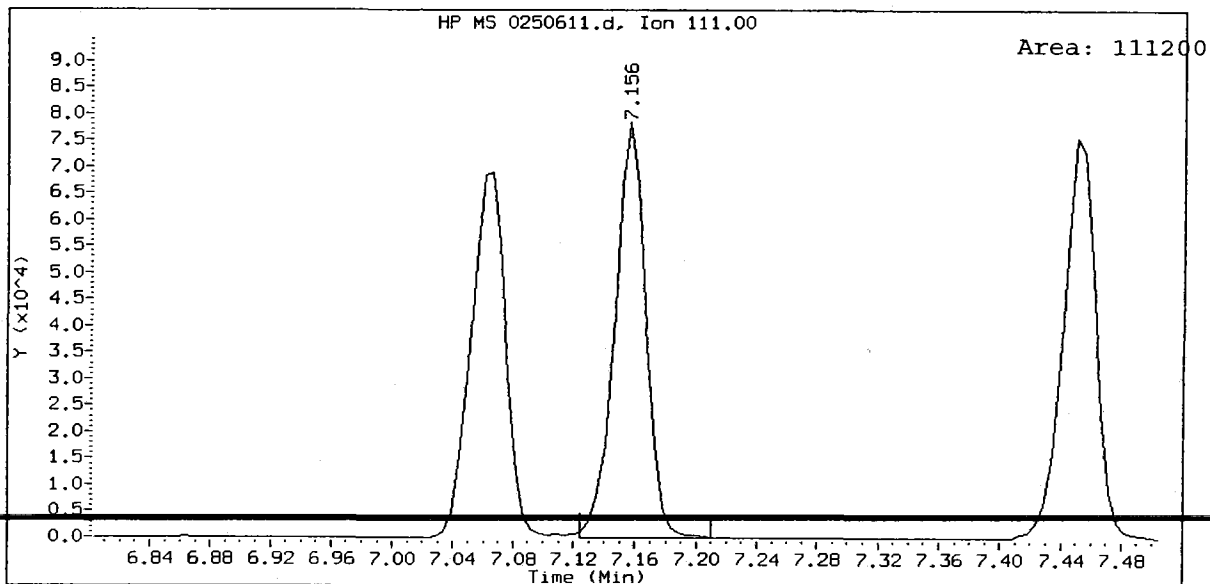
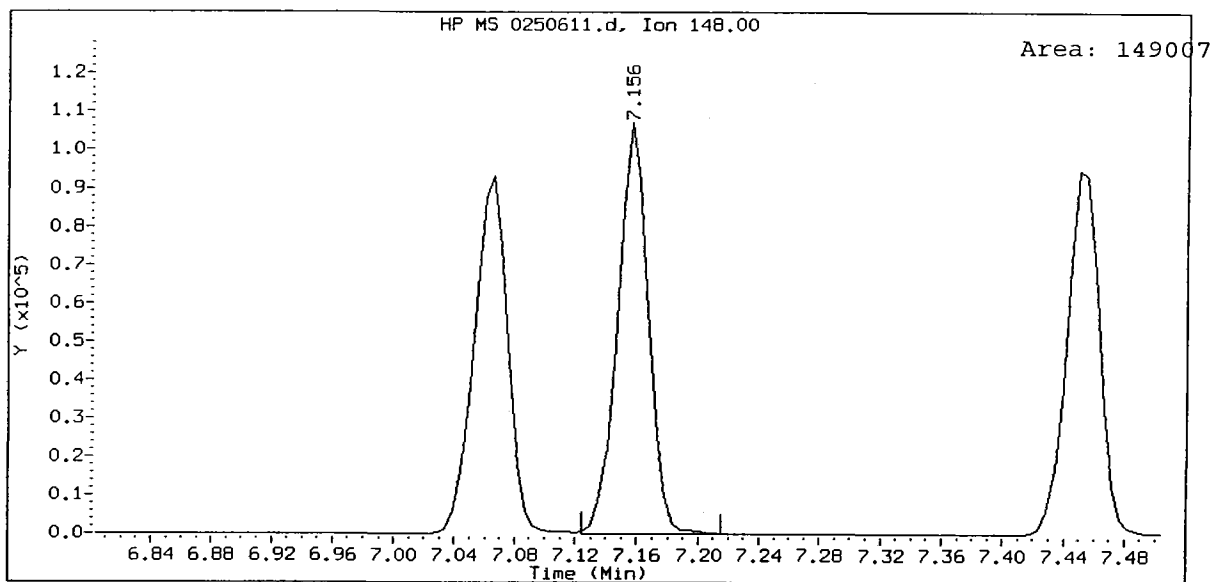
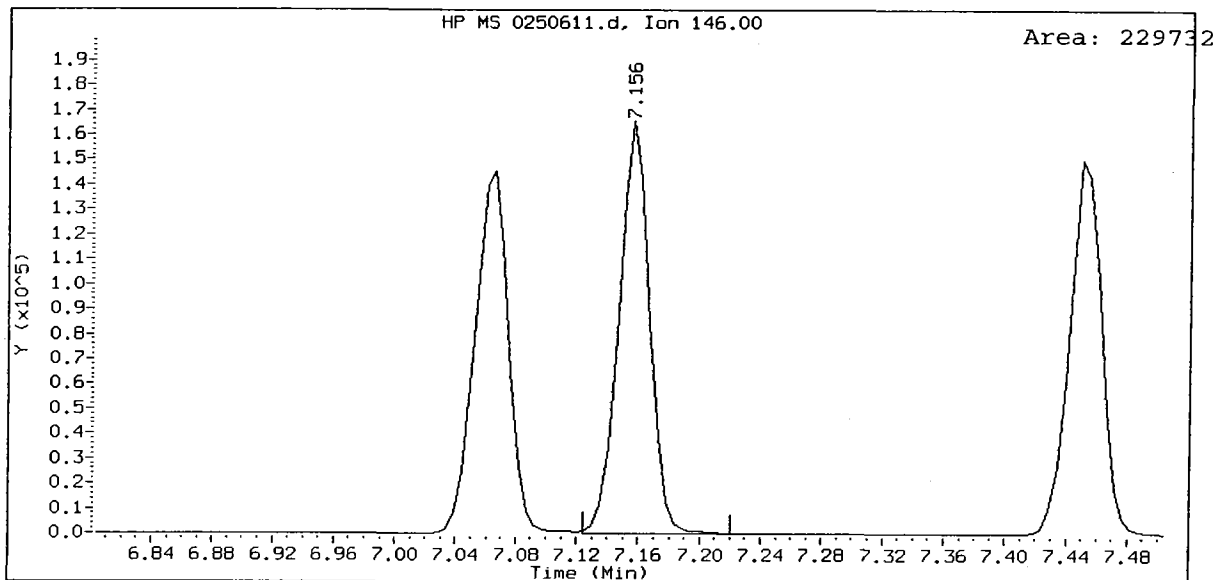




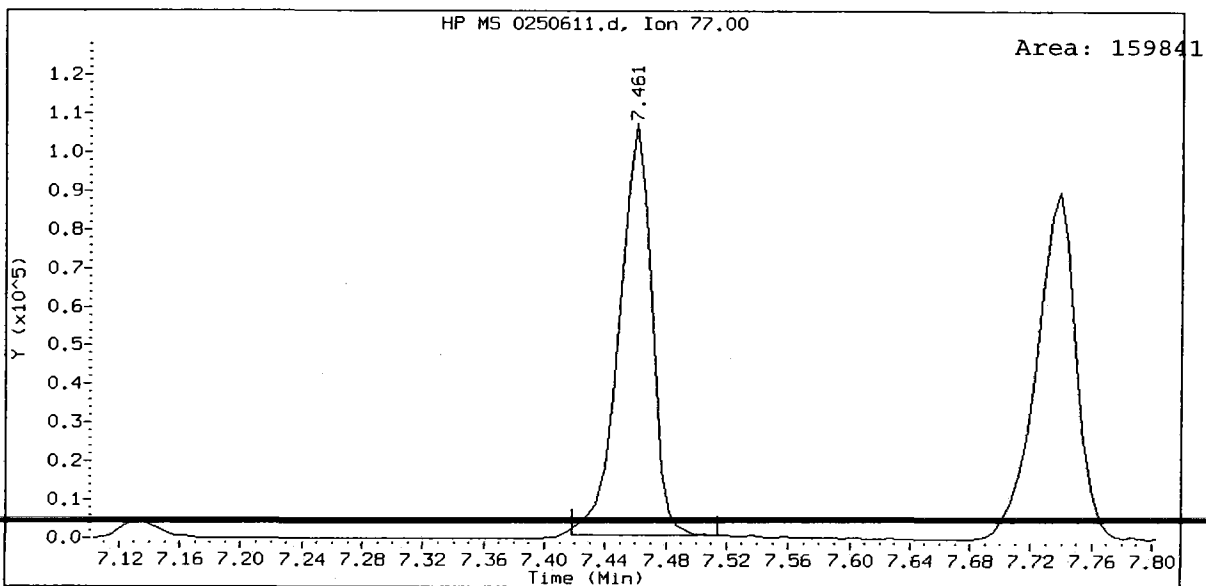
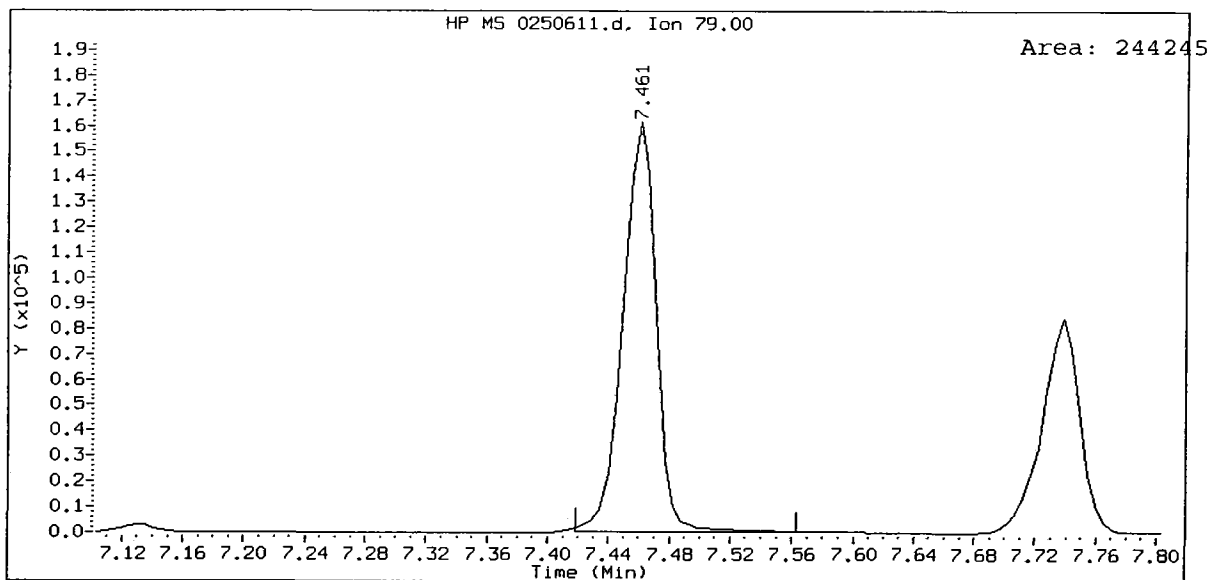
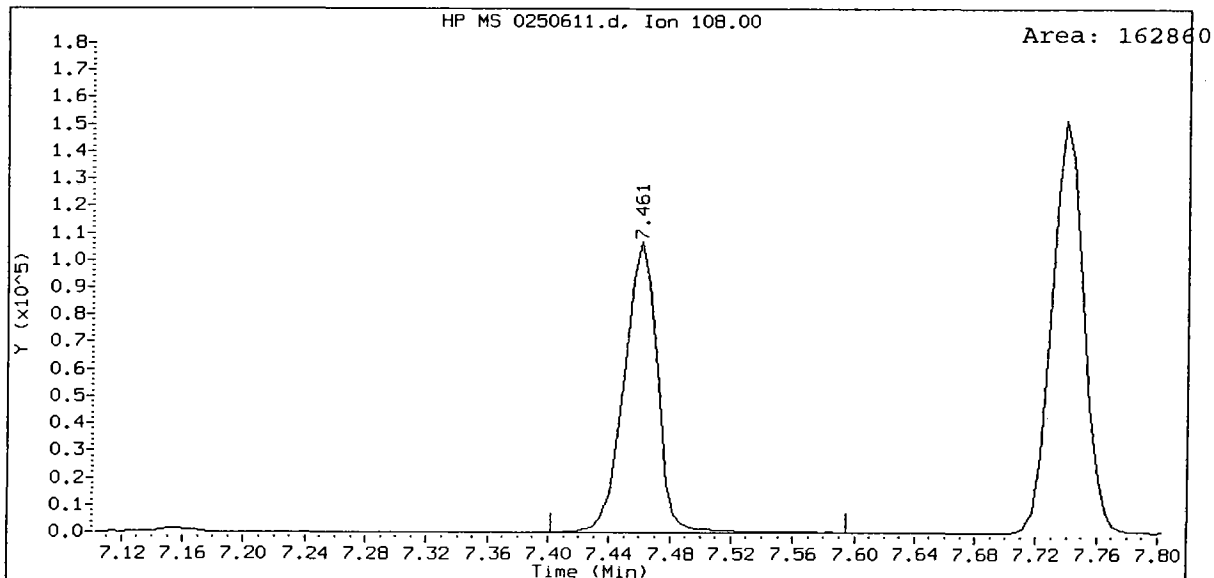
ABN 25, /chem1/nt6.i/20090611.b/0250611.d
1,4-Dichlorobenzene-d4 Amount: 20.00



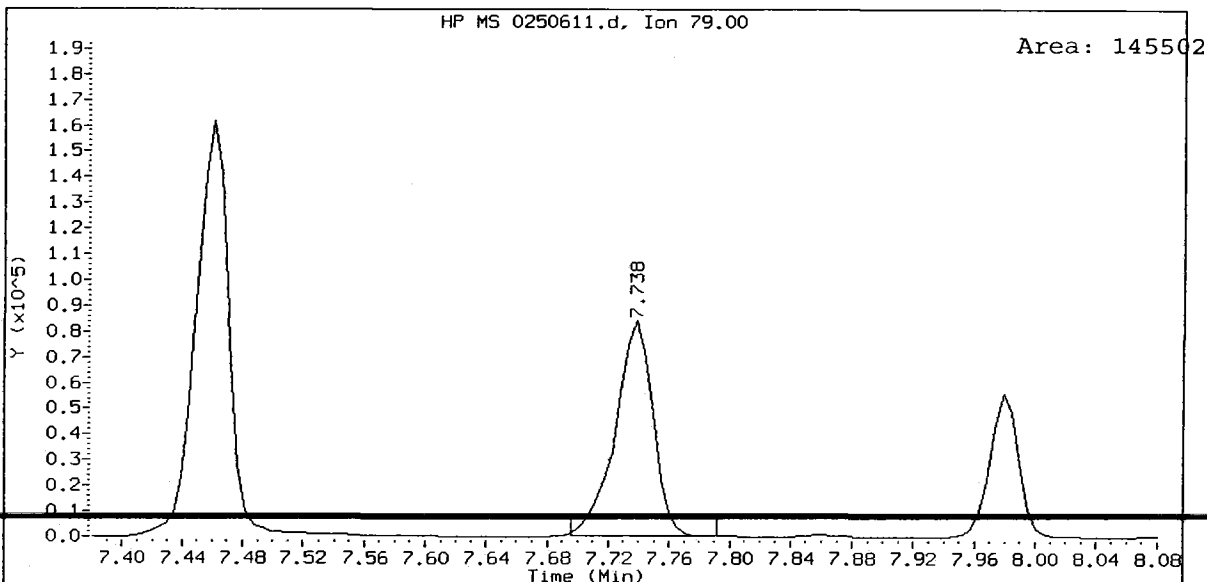
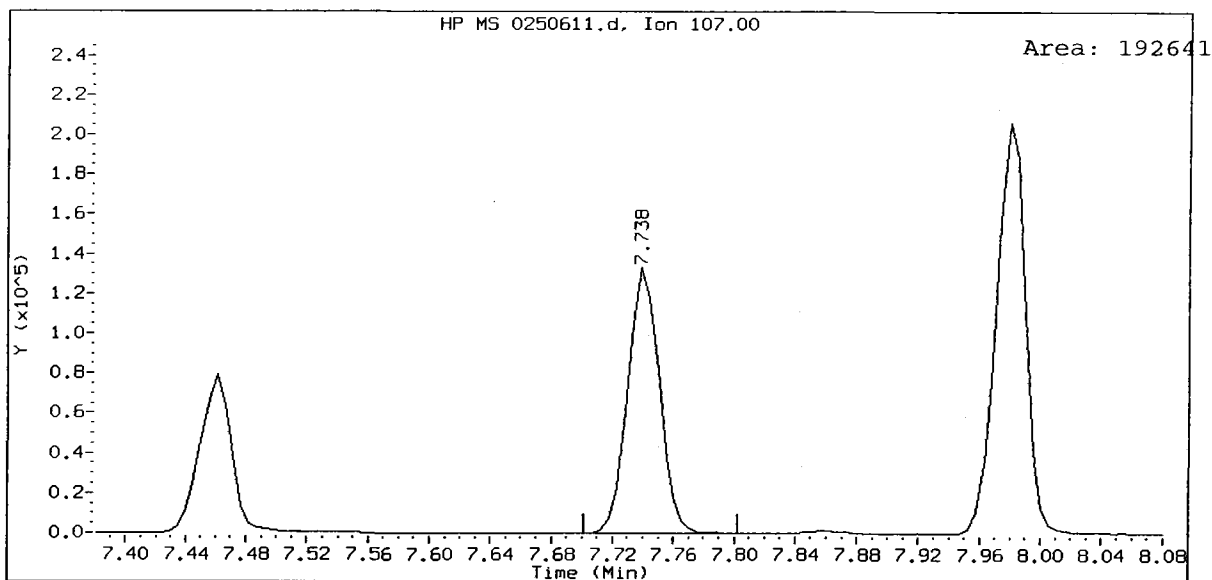
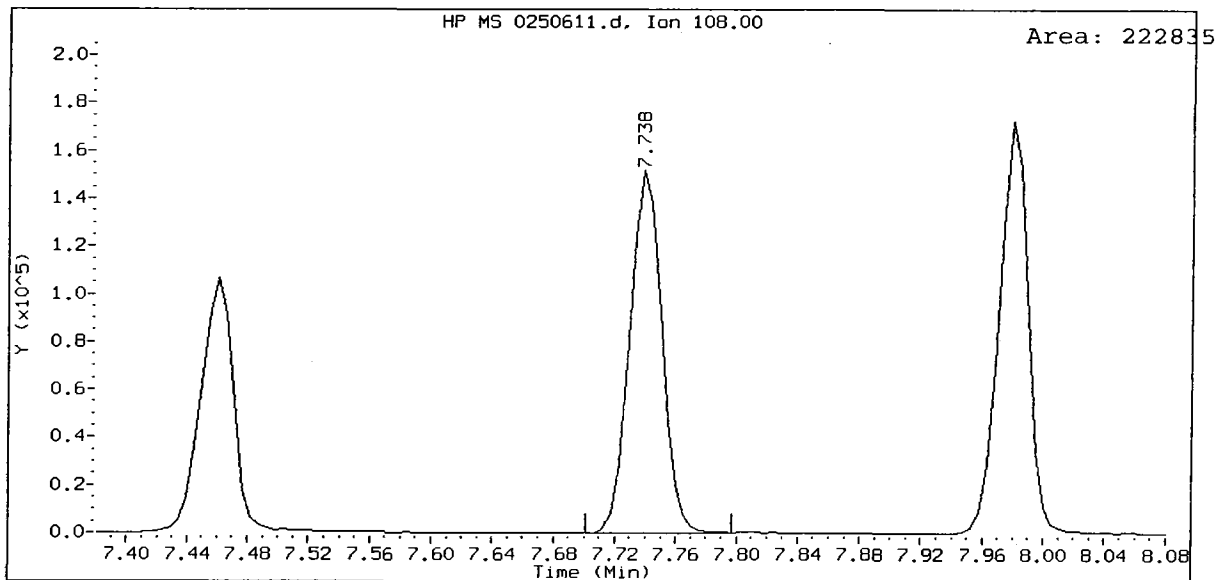
ABN 25, /chem1/nt6.i/20090611.b/0250611.d
1,4-Dichlorobenzene Amount: 24.82



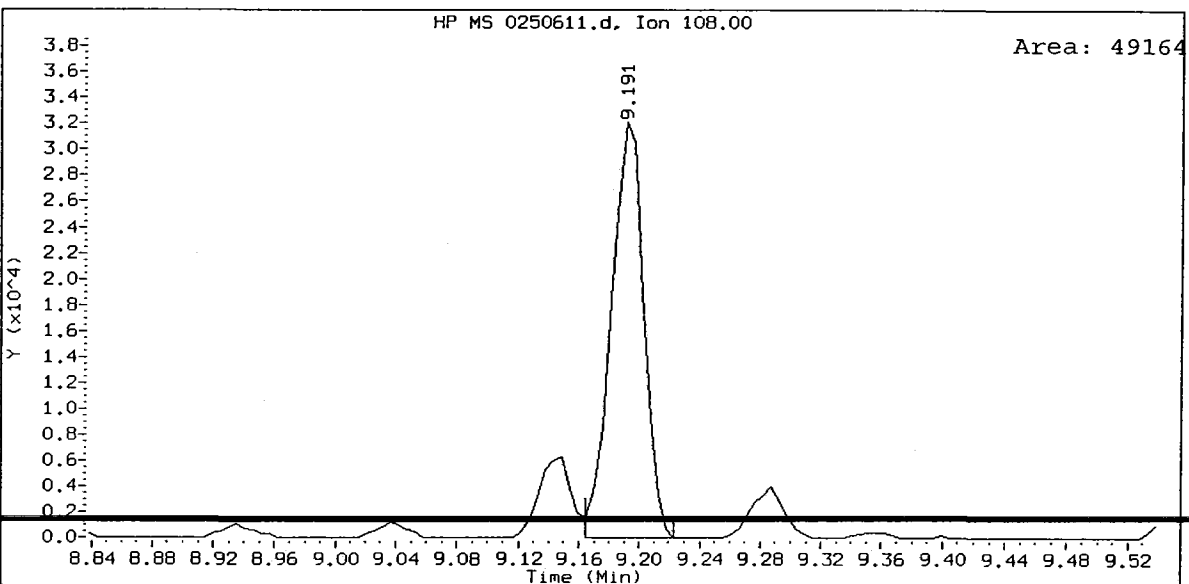
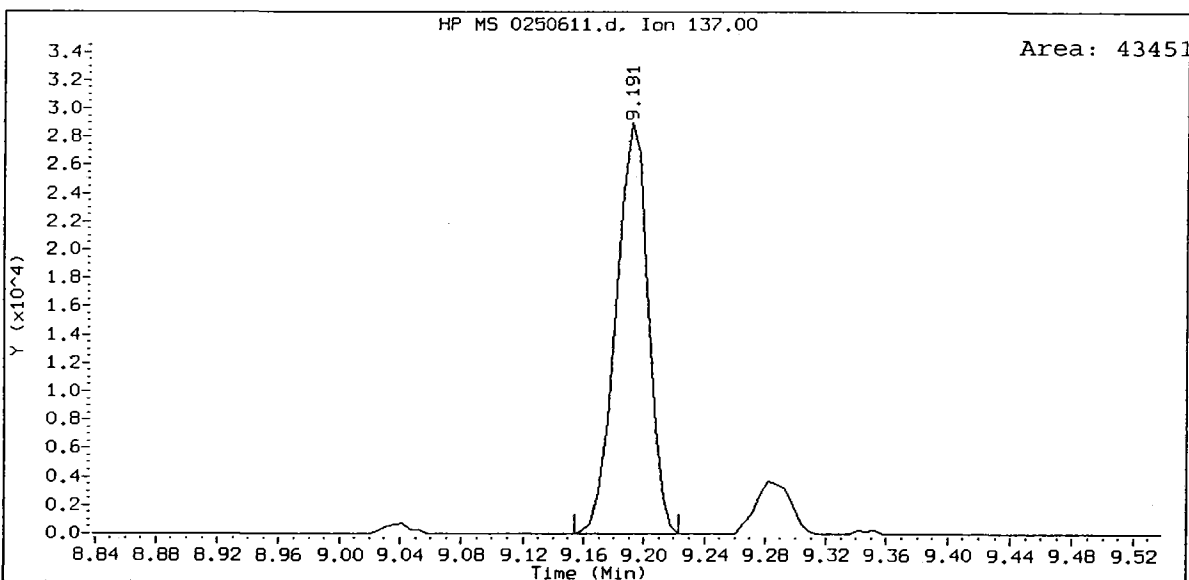
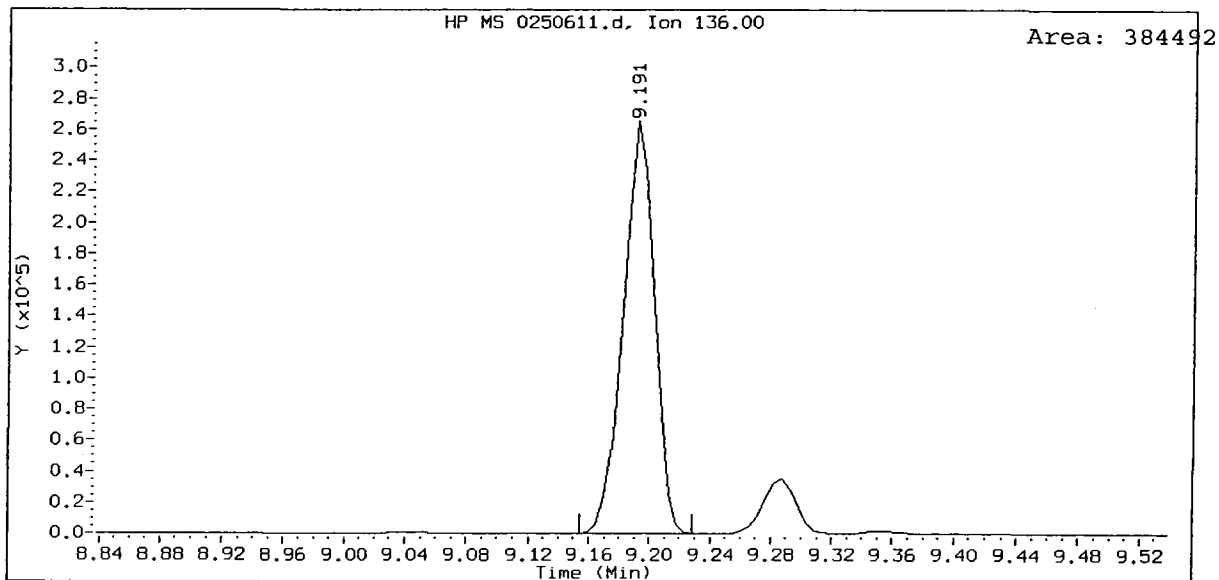
ABN 25, /chem1/nt6.i/20090611.b/0250611.d
Benzyl alcohol Amount: 25.89



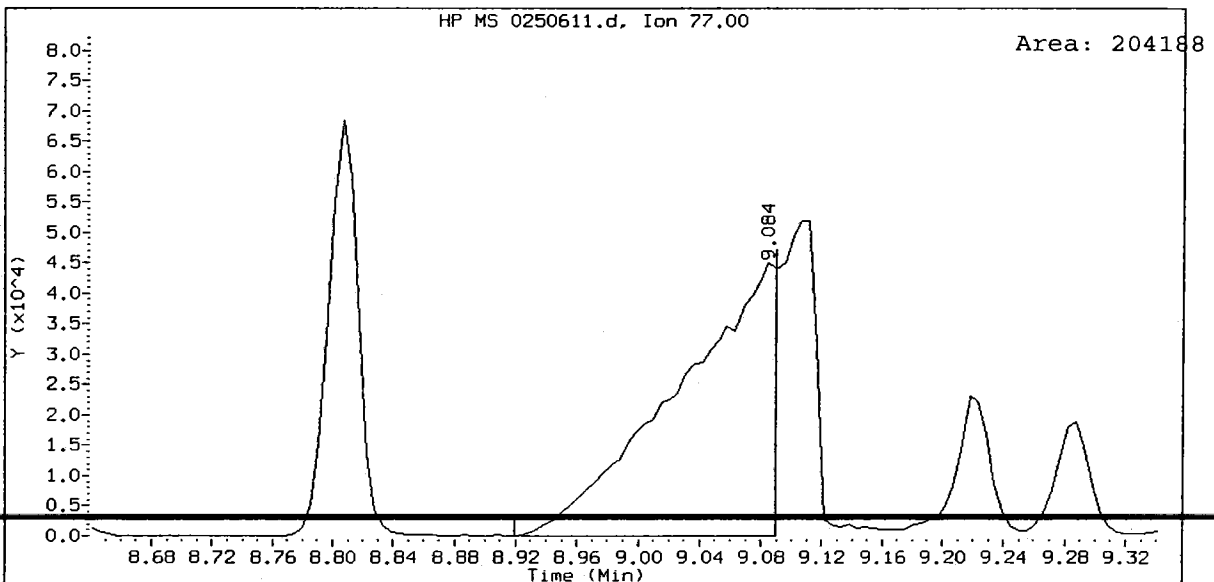
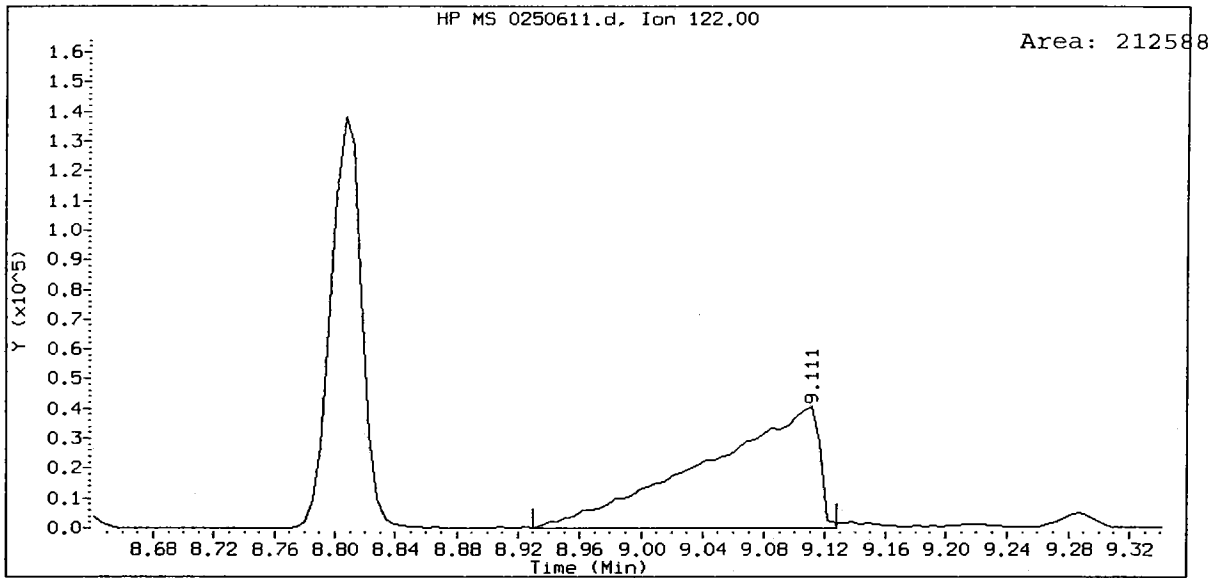
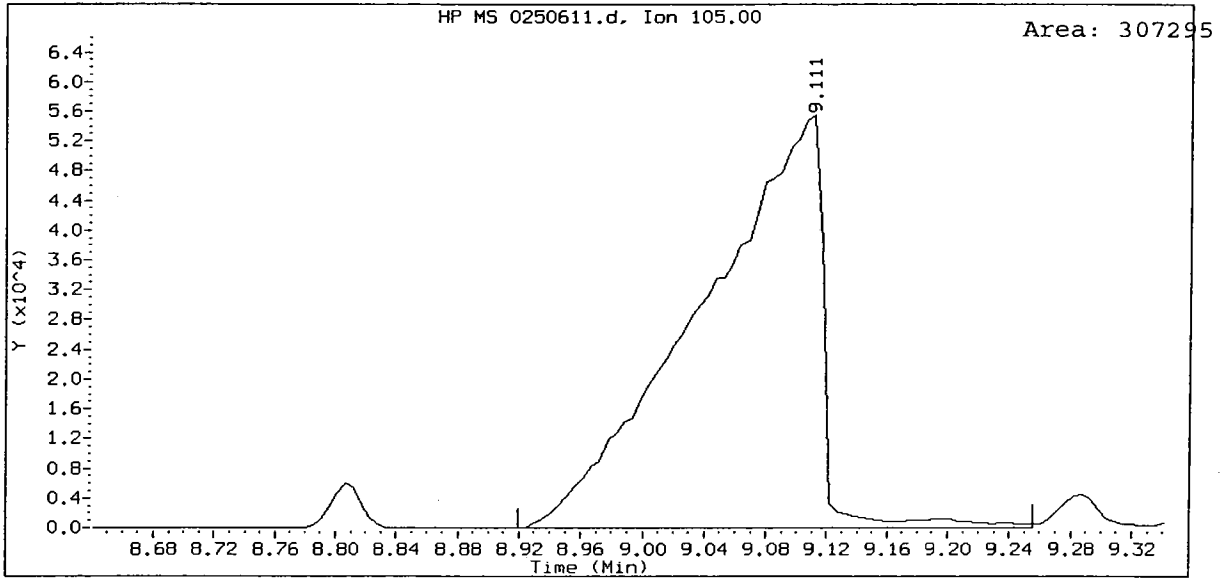
ABN 25, /chem1/nt6.i/20090611.b/0250611.d
2-Methylphenol Amount: 25.32



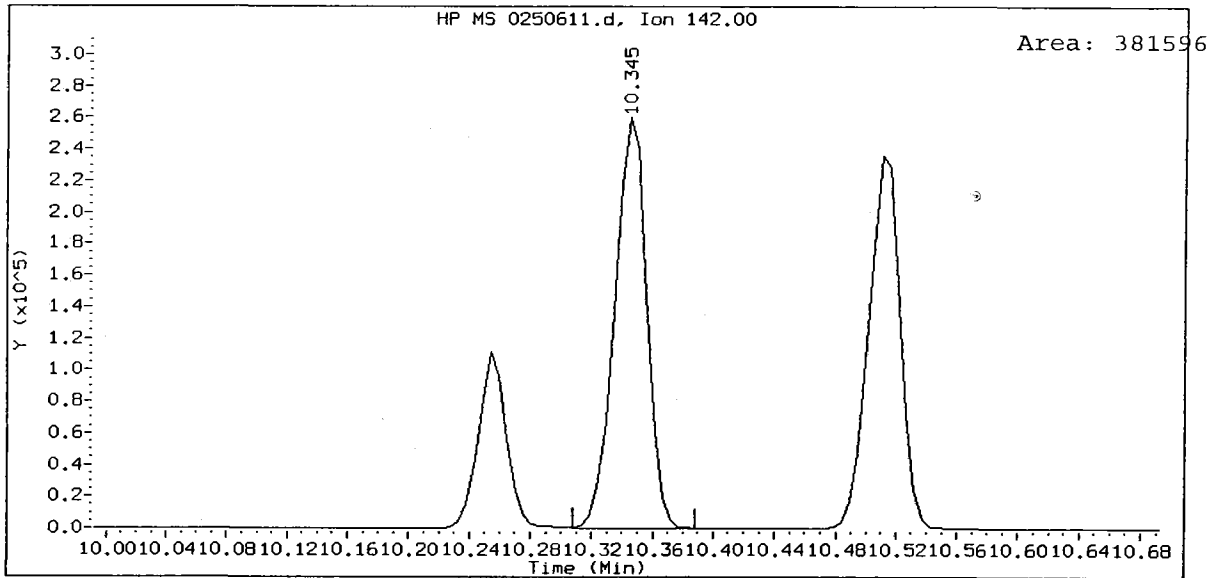
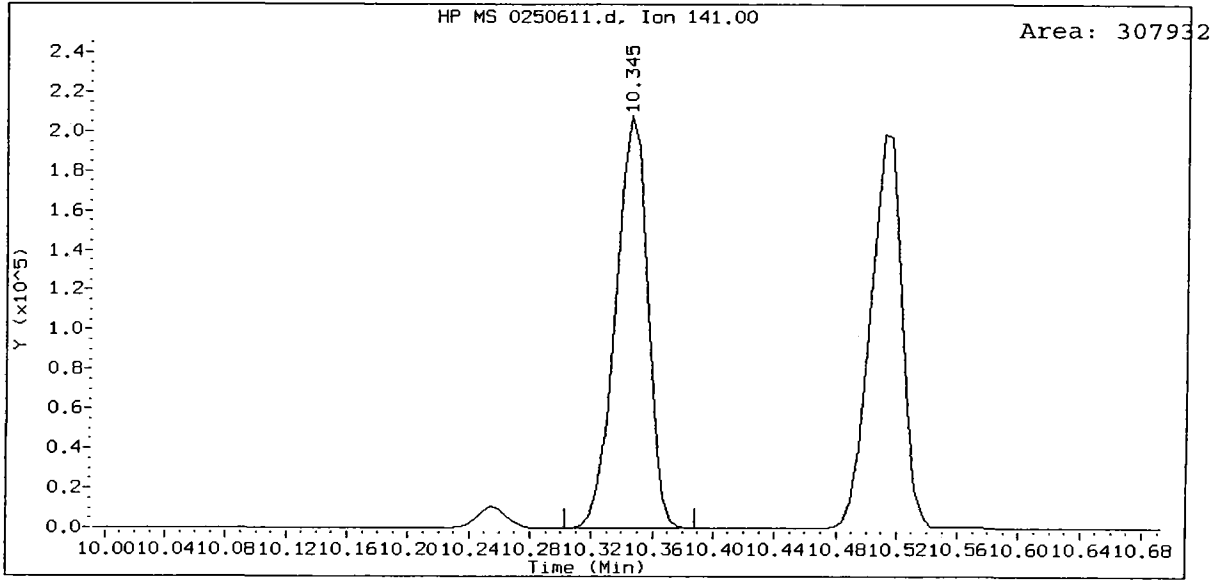
ABN 25, /chem1/nt6.i/20090611.b/0250611.d
Naphthalene-d8 Amount: 20.00



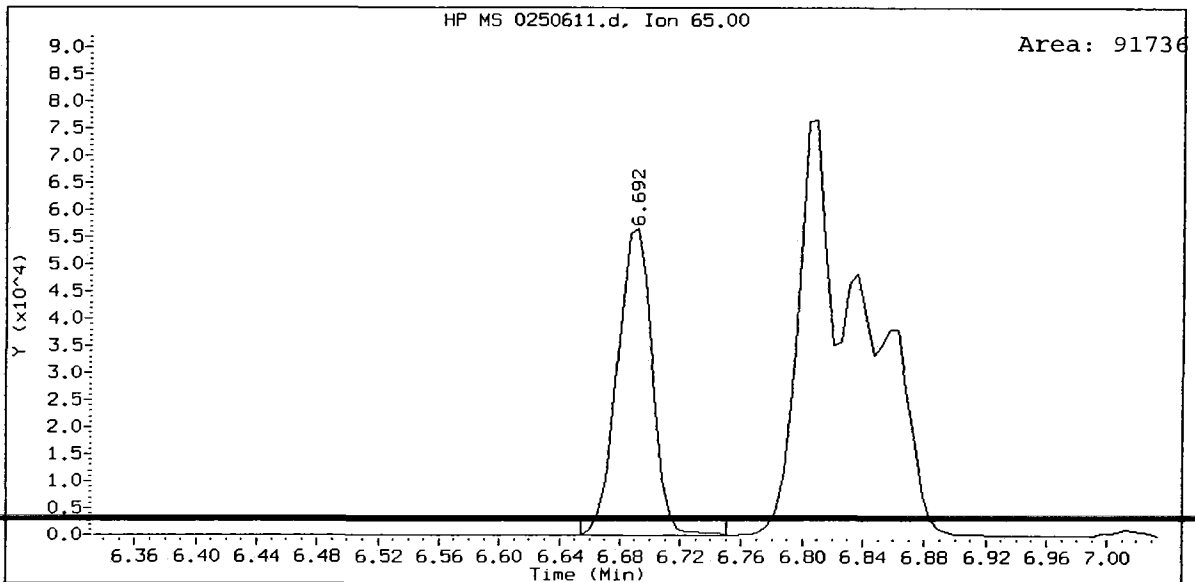
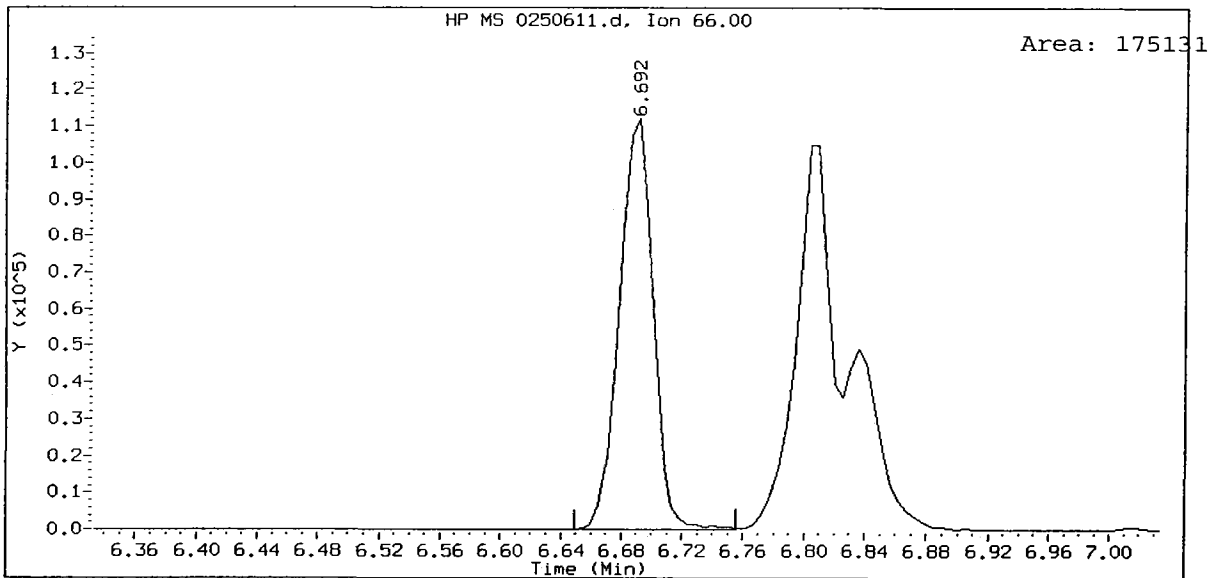
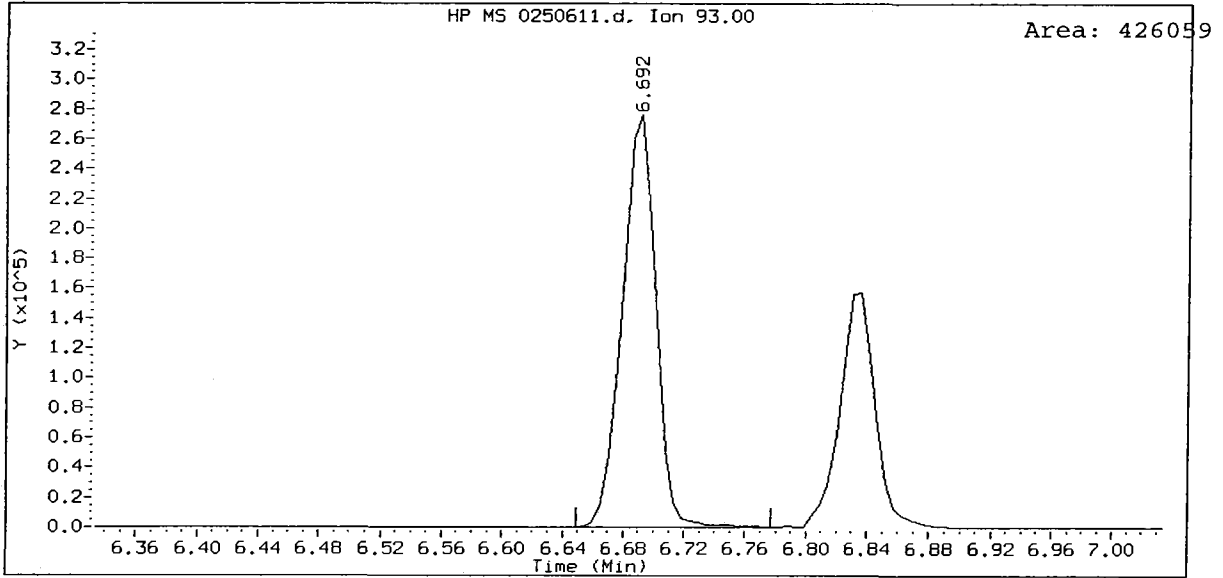
ABN 25, /chem1/nt6.i/20090611.b/0250611.d
Benzoic acid Amount: 50.31



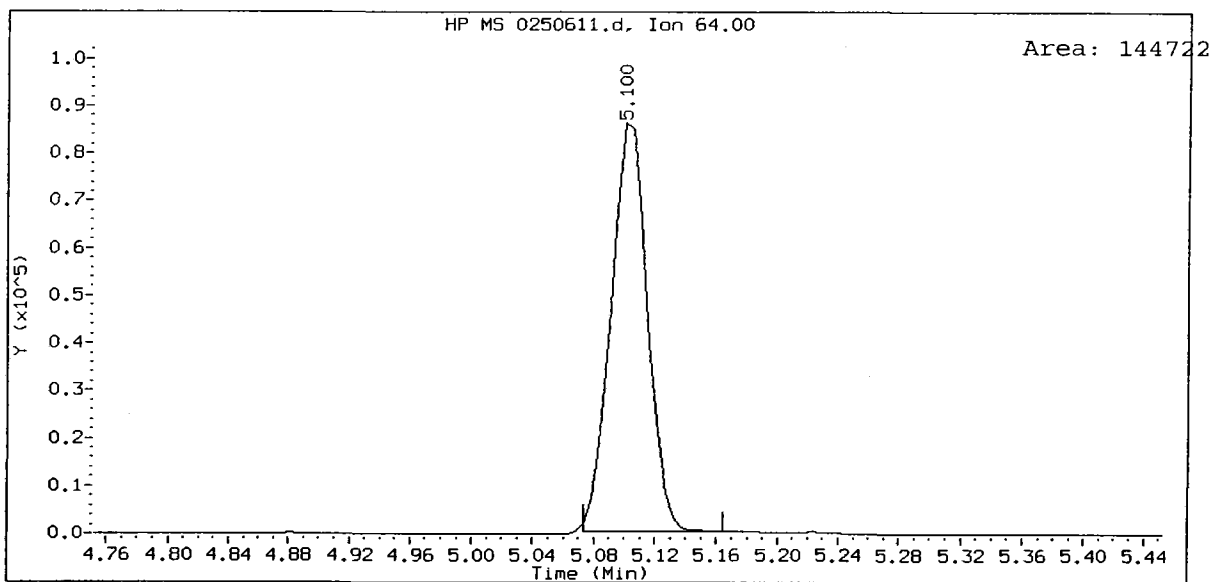
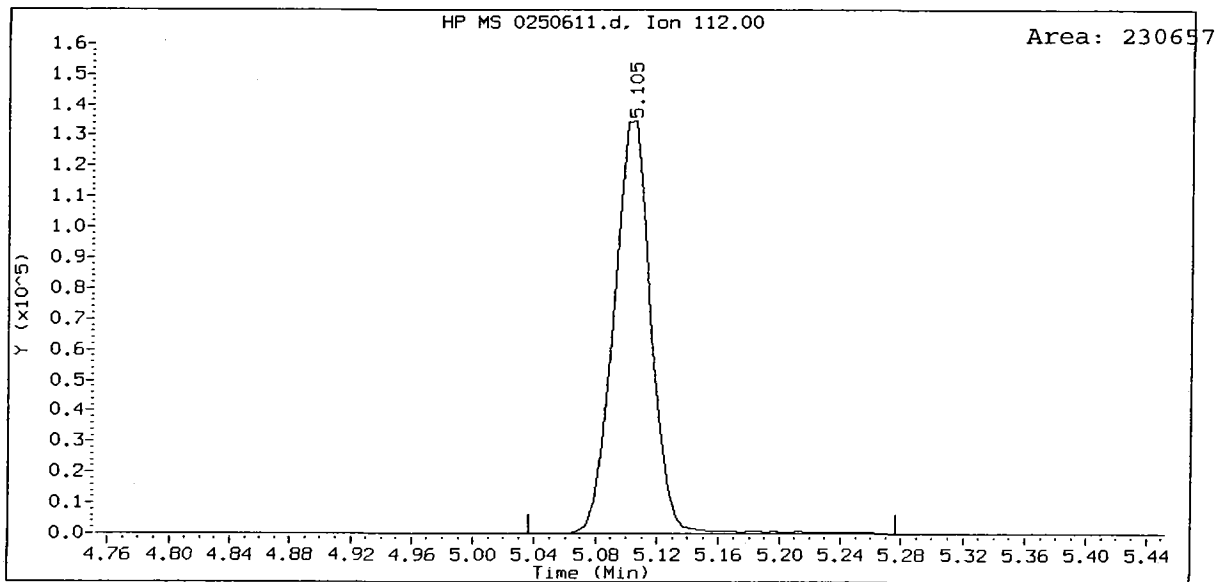
ABN 25, /chem1/nt6.i/20090611.b/0250611.d
2-Methylnaphthalene Amount: 24.73



ABN 25, /chem1/nt6.i/20090611.b/0250611.d
Aniline Amount: 25.00



ABN 25, /chem1/nt6.i/20090611.b/0250611.d
2-Fluorophenol Amount: 24.89



Analytical Resources Inc.
ABN by sw846 8270C
DDT Breakdown Report

Data file: /chem1/nt6.i/20090611.b/ddt.b/0250611.d ARI ID:
Method: /chem1/nt6.i/20090611.b/ddt.b/sw846ddt.m Misc:
Analysis Date: 11-JUN-2009 10:27 Instrument: nt6.i

COMPOUND	RT	AREA
Pentachlorophenol	14.228	51931
Benzidine	16.615	233919
4,4'-DDE	-----	-----
4,4'-DDD	17.539	2547
4,4'-DDT	18.009	145896

LTK
6/11/09

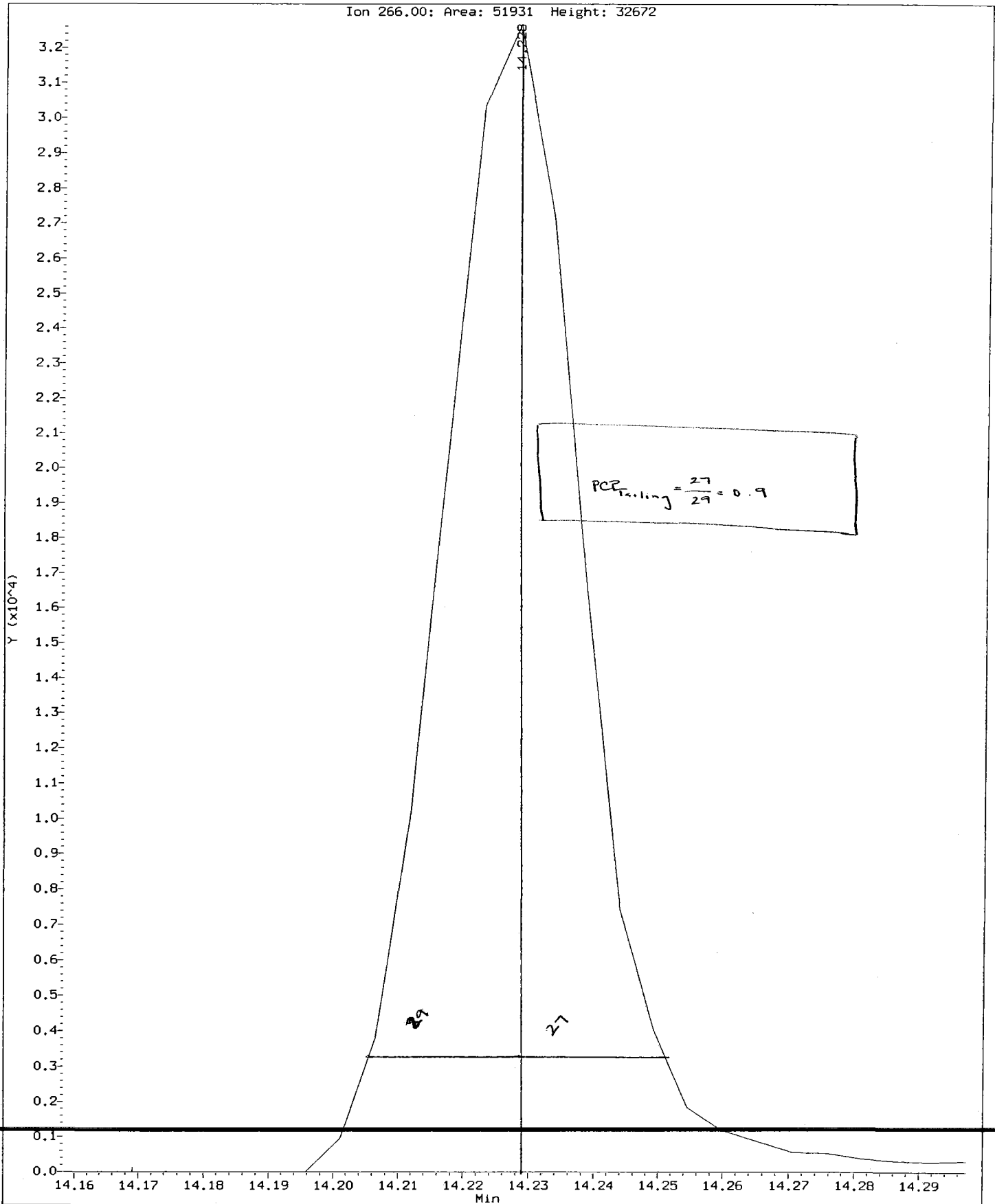
$$\text{DDT Percent Breakdown} = \frac{(\text{DDE Area} + \text{DDD Area}) * 100}{(\text{DDE Area} + \text{DDD Area} + \text{DDT Area})}$$

$$\text{DDT Percent Breakdown} = \frac{(0 + 2547) * 100}{(0 + 2547 + 145896)}$$

$$\text{DDT Percent Breakdown} = \boxed{1.7 \%}$$

Data File: /chem1/nt6.i/20090611.b/ddt.b/0250611.d
Injection Date: 11-JUN-2009 10:27
Instrument: nt6.i
Client Sample ID:

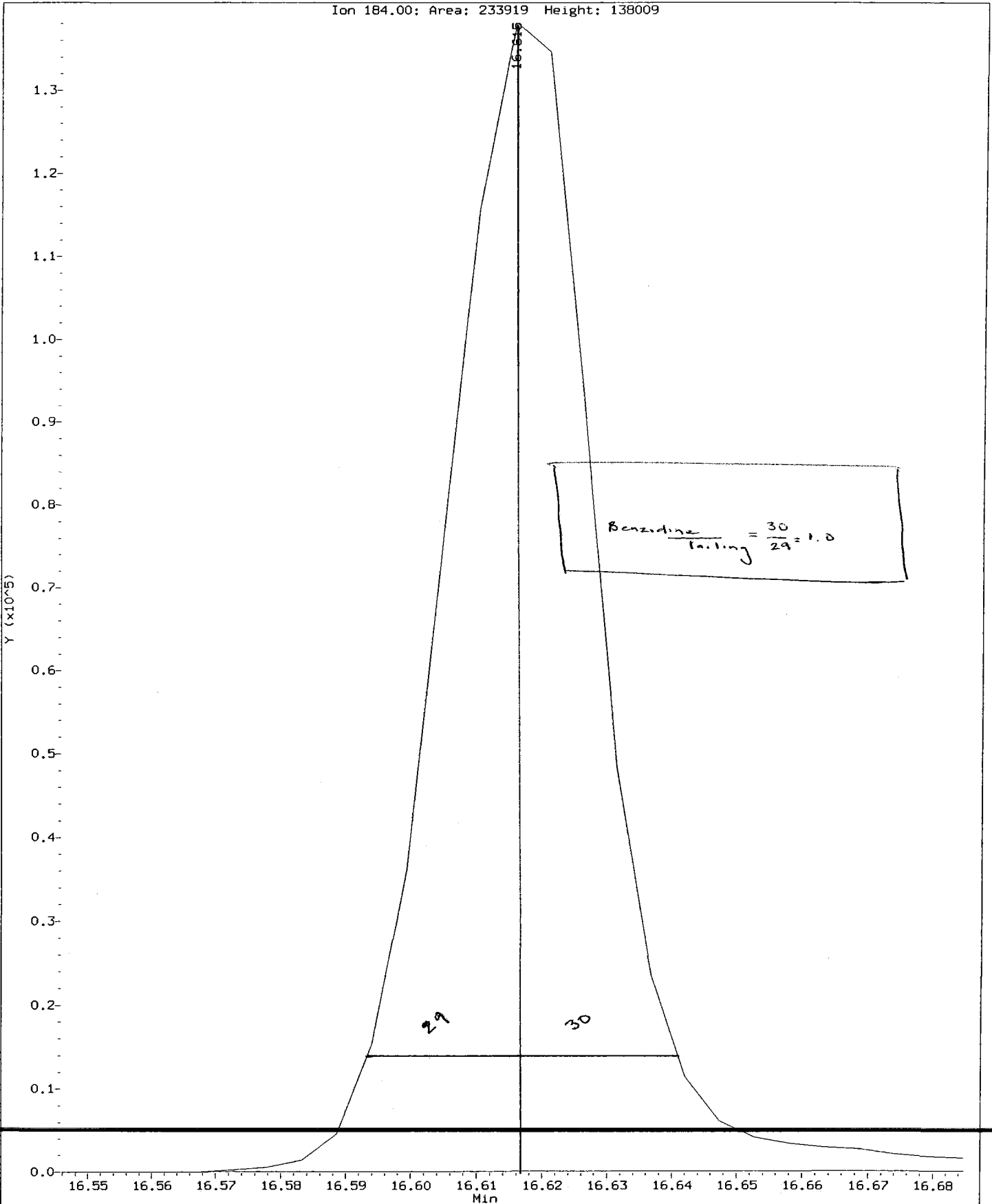
Compound: Pentachlorophenol
CAS Number: 87-86-5



PB63: 00433

Data File: /chem1/nt6.i/20090611.b/ddt.b/0250611.d
Injection Date: 11-JUN-2009 10:27
Instrument: nt6.i
Client Sample ID:

Compound: Benzidine
CAS Number:



P863: 00434

Analytical Resources, Inc.

Semivolatible Report SW846 Method 8270D

Data file : /chem1/nt6.i/20090611.b/0400611.d
 Lab Smp Id: ABN 40
 Inj Date : 11-JUN-2009 12:10
 Operator : LJR/VTS
 Smp Info : ABN 40
 Misc Info :
 Comment : 1ul Injection
 Method : /chem1/nt6.i/20090611.b/SW846.m
 Meth Date : 11-Jun-2009 16:21 jeff
 Cal Date : 11-JUN-2009 14:21
 Als bottle: 4
 Dil Factor: 1.00000
 Integrator: HP RTE
 Target Version: 3.50

Inst ID: nt6.i
 Quant Type: ISTD
 Cal File: 0050611a.d
 Calibration Sample, Level: 5
 Compound Sublist: ICAL.sub

LJR
6/11/09

Compounds	QUANT	SIG	RT	EXP RT	REL RT	RESPONSE	AMOUNTS	
							CAL-AMT (ug/mL)	ON-COL (ug/mL)
\$ 1 2-Fluorophenol	112		5.112	5.103	(0.716)	452619	40.0000	38.55
\$ 2 Phenol-d5	99		6.799	6.780	(0.953)	618744	40.0000	39.24
3 Phenol	94		6.821	6.796	(0.956)	658405	40.0000	38.66
\$ 5 2-Chlorophenol-d4	132		6.842	6.833	(0.959)	380352	40.0000	39.59
4 Bis(2-Chloroethyl) ether	93		6.842	6.828	(0.959)	484387	40.0000	37.68
6 2-Chlorophenol	128		6.869	6.855	(0.963)	414276	40.0000	38.52
7 1,3-Dichlorobenzene	146		7.072	7.063	(0.991)	442973	40.0000	37.83
* 8 1,4-Dichlorobenzene-d4	152		7.136	7.127	(1.000)	142411	20.0000	
9 1,4-Dichlorobenzene	146		7.163	7.154	(1.004)	450494	40.0000	38.42
\$ 10 1,2-Dichlorobenzene-d4	152		7.435	7.426	(1.042)	281608	40.0000	39.71
12 1,2-Dichlorobenzene	146		7.456	7.448	(1.045)	441597	40.0000	38.36
11 Benzyl alcohol	108		7.472	7.453	(1.047)	308943	40.0000	38.75
14 2,2'-oxybis(1-Chloropropane)	45		7.729	7.720	(1.083)	613923	40.0000	38.55
13 2-Methylphenol	108		7.750	7.731	(1.086)	439296	40.0000	39.39 (H)
17 Hexachloroethane	117		7.942	7.939	(1.113)	216166	40.0000	39.88
16 N-Nitroso-di-n-propylamine	70		7.958	7.934	(1.115)	402289	40.0000	38.06
15 4-Methylphenol	108		7.990	7.971	(1.120)	447488	40.0000	39.26
\$ 18 Nitrobenzene-d5	82		8.097	8.078	(0.880)	567059	40.0000	39.17
19 Nitrobenzene	77		8.124	8.104	(0.883)	571915	40.0000	38.06
20 Isophorone	82		8.525	8.500	(0.927)	974974	40.0000	38.79
21 2-Nitrophenol	139		8.642	8.633	(0.940)	219158	40.0000	40.04
22 2,4-Dimethylphenol	107		8.818	8.799	(0.959)	486220	40.0000	40.58
23 Bis(2-Chloroethoxy)methane	93		8.947	8.927	(0.973)	535116	40.0000	38.65
24 Benzoic acid	105		9.192	8.991	(0.999)	678721	80.0000	90.65 (M)
25 2,4-Dichlorophenol	162		9.048	9.034	(0.984)	332284	40.0000	42.59
26 1,2,4-Trichlorobenzene	180		9.149	9.141	(0.995)	376854	40.0000	39.77
* 27 Naphthalene-d8	136		9.198	9.189	(1.000)	471377	20.0000	

Compounds	QUANT SIG		AMOUNTS				
	MASS	RT	EXP RT	REL RT	RESPONSE	CAL-AMT (ug/mL)	ON-COL (ug/mL)
28 Naphthalene	128	9.230	9.215	(1.003)	1077266	40.0000	38.44
29 4-Chloroaniline	127	9.406	9.392	(1.023)	495231	40.0000	40.99
30 Hexachlorobutadiene	225	9.561	9.557	(1.039)	204615	40.0000	38.60
31 4-Chloro-3-methylphenol	107	10.260	10.252	(1.116)	414639	40.0000	41.97
32 2-Methylnaphthalene	141	10.351	10.342	(1.125)	595710	40.0000	39.02
33 Hexachlorocyclopentadiene	237	10.736	10.732	(0.892)	207087	40.0000	40.46
34 2,4,6-Trichlorophenol	196	10.885	10.876	(0.904)	238415	40.0000	41.44
35 2,4,5-Trichlorophenol	196	10.944	10.941	(0.909)	246489	40.0000	41.80
\$ 36 2-Fluorobiphenyl	172	11.014	10.999	(0.915)	763664	40.0000	38.13
37 2-Chloronaphthalene	162	11.120	11.111	(0.924)	699659	40.0000	38.99
38 2-Nitroaniline	65	11.382	11.363	(0.945)	297729	40.0000	39.88
39 Dimethylphthalate	163	11.772	11.758	(0.978)	783377	40.0000	39.83
40 Acenaphthylene	152	11.788	11.779	(0.979)	1036358	40.0000	38.67
41 2,6-Dinitrotoluene	165	11.857	11.843	(0.985)	173806	40.0000	40.64
* 42 Acenaphthene-d10	164	12.039	12.030	(1.000)	269613	20.0000	
43 3-Nitroaniline	138	12.060	12.035	(1.002)	202367	40.0000	41.45
44 Acenaphthene	153	12.092	12.078	(1.004)	656319	40.0000	38.81
45 2,4-Dinitrophenol	184	12.231	12.212	(1.016)	185554	80.0000	81.08
46 Dibenzofuran	168	12.354	12.340	(1.026)	957527	40.0000	39.19
47 4-Nitrophenol	109	12.429	12.409	(1.032)	134465	40.0000	43.19
48 2,4-Dinitrotoluene	165	12.477	12.457	(1.036)	226817	40.0000	40.90
50 Diethylphthalate	149	12.931	12.911	(1.074)	693446	40.0000	38.73
49 Fluorene	166	12.904	12.890	(1.072)	796831	40.0000	39.87
51 4-Chlorophenyl-phenylether	204	12.952	12.943	(1.076)	390625	40.0000	39.60
52 4-Nitroaniline	138	13.054	13.018	(1.084)	179266	40.0000	41.32
53 4,6-Dinitro-2-methylphenol	198	13.134	13.104	(0.913)	300398	80.0000	88.92
54 N-Nitrosodiphenylamine	169	13.171	13.152	(0.916)	532260	40.0000	38.03
\$ 55 2,4,6-Tribromophenol	330	13.326	13.317	(1.107)	109493	40.0000	42.59
56 4-Bromophenyl-phenylether	248	13.721	13.713	(0.954)	220643	40.0000	38.68
57 Hexachlorobenzene	284	13.919	13.910	(0.968)	220071	40.0000	37.80
58 Pentachlorophenol	266	14.234	14.220	(0.990)	116385	40.0000	43.77
* 59 Phenanthrene-d10	188	14.384	14.375	(1.000)	448584	20.0000	
60 Phenanthrene	178	14.421	14.412	(1.003)	1074410	40.0000	37.73
61 Anthracene	178	14.496	14.482	(1.008)	1094422	40.0000	37.91
62 Carbazole	167	14.800	14.786	(1.029)	877123	40.0000	36.98
63 Di-n-butylphthalate	149	15.559	15.550	(1.082)	1074829	40.0000	37.87
64 Fluoranthene	202	16.339	16.330	(1.136)	1090891	40.0000	37.53
65 Pyrene	202	16.680	16.672	(0.894)	1095313	40.0000	38.94
\$ 66 Terphenyl-d14	244	17.038	17.029	(0.913)	734245	40.0000	40.49
67 Butylbenzylphthalate	149	17.946	17.937	(0.962)	446916	40.0000	39.35
68 Benzo(a)anthracene	228	18.635	18.621	(0.999)	952069	40.0000	38.00
* 69 Chrysene-d12	240	18.657	18.648	(1.000)	339501	20.0000	
70 3,3'-Dichlorobenzidine	252	18.673	18.664	(1.001)	351919	40.0000	38.31
71 Chrysene	228	18.705	18.680	(1.003)	895552	40.0000	37.33
72 bis(2-Ethylhexyl)phthalate	149	18.961	18.958	(0.953)	590350	40.0000	39.57
* 134 Di-n-octylphthalate-d4	153	19.896	19.887	(1.000)	481057	20.0000	
73 Di-n-octylphthalate	149	19.901	19.898	(1.000)	961899	40.0000	37.10

Compounds	QUANT SIG		AMOUNTS				
	MASS	RT	EXP RT	REL RT	RESPONSE	CAL-AMT (ug/mL)	ON-COL (ug/mL)
74 Benzo(b)fluoranthene	252	20.280	20.261	(0.976)	1058639	40.0000	42.68
75 Benzo(k)fluoranthene	252	20.312	20.293	(0.977)	918285	40.0000	36.04
76 Benzo(a)pyrene	252	20.713	20.693	(0.996)	903792	40.0000	40.25
* 77 Perylene-d12	264	20.788	20.779	(1.000)	342314	20.0000	40.25
78 Indeno(1,2,3-cd)pyrene	276	22.144	22.119	(1.065)	1197157	40.0000	39.99
79 Dibenzo(a,h)anthracene	278	22.171	22.151	(1.067)	917997	40.0000	40.39
80 Benzo(g,h,i)perylene	276	22.449	22.419	(1.080)	1041381	40.0000	39.81
90 N-Nitrosodimethylamine	74	2.227	2.197	(0.312)	339572	40.0000	37.64
103 Pyridine	79	2.201	2.192	(0.308)	601298	40.0000	38.85
91 Aniline	93	6.698	6.684	(0.939)	814956	40.0000	37.73
105 1-methylnaphthalene	141	10.517	10.508	(1.143)	571836	40.0000	39.12
93 Benzidine	184	16.622	16.613	(0.891)	481331	40.0000	37.35
111 Azobenzene (1,2-DP-Hydrazine)	77	13.203	13.189	(1.097)	1126070	40.0000	39.30
143 1,4-Dioxane	88	1.763	1.749	(0.247)	224993	40.0000	37.00
§ 137 d8-1,4-Dioxane	96	1.731	1.717	(0.243)	250746	40.0000	38.70
144 alpha-Terpineol	59	9.294	9.279	(1.010)	336120	40.0000	39.65
98 Retene	219	17.268	17.259	(0.926)	375518	40.0000	41.01
133 Butylatedhydroxytoluene	205	12.263	12.260	(1.019)	589880	40.0000	37.93
115 Tributyl Phosphate	99	13.326	13.301	(0.926)	1013526	40.0000	37.79
116 Dibutyl Phenyl Phosphate	175	15.009	15.000	(1.043)	547185	40.0000	39.24
117 Butyl Diphenyl Phosphate	94	16.664	16.661	(0.893)	237733	40.0000	40.07
118 Triphenyl Phosphate	326	18.245	18.231	(0.978)	149668	40.0000	39.34
123 Acetophenone	105	7.873	7.853	(1.103)	596224	40.0000	38.27
179 n-Decane	57	7.018	7.010	(0.984)	495468	40.0000	37.45
180 n-Octadecane	57	14.405	14.396	(1.001)	551299	40.0000	38.12
168 Pentachlorobenzene	250	12.397	12.388	(1.030)	279863	40.0000	39.12
113 Diphenyl Oxide	170	11.334	11.325	(0.941)	477532	40.0000	39.19
112 Biphenyl	154	11.136	11.127	(0.925)	922371	40.0000	38.09

QC Flag Legend

M - Compound response manually integrated.
 H - Operator selected an alternate compound hit.

Analytical Resources, Inc.

INTERNAL STANDARD COMPOUNDS
 AREA AND RT SUMMARY

Instrument ID: nt6.i
 Lab File ID: 0400611.d
 Lab Smp Id: ABN 40
 Analysis Type: SV
 Quant Type: ISTD
 Operator: LJR/VTS
 Method File: /chem1/nt6.i/20090611.b/SW846.m
 Misc Info:

Calibration Date: 11-JUN-2009
 Calibration Time: 10:27

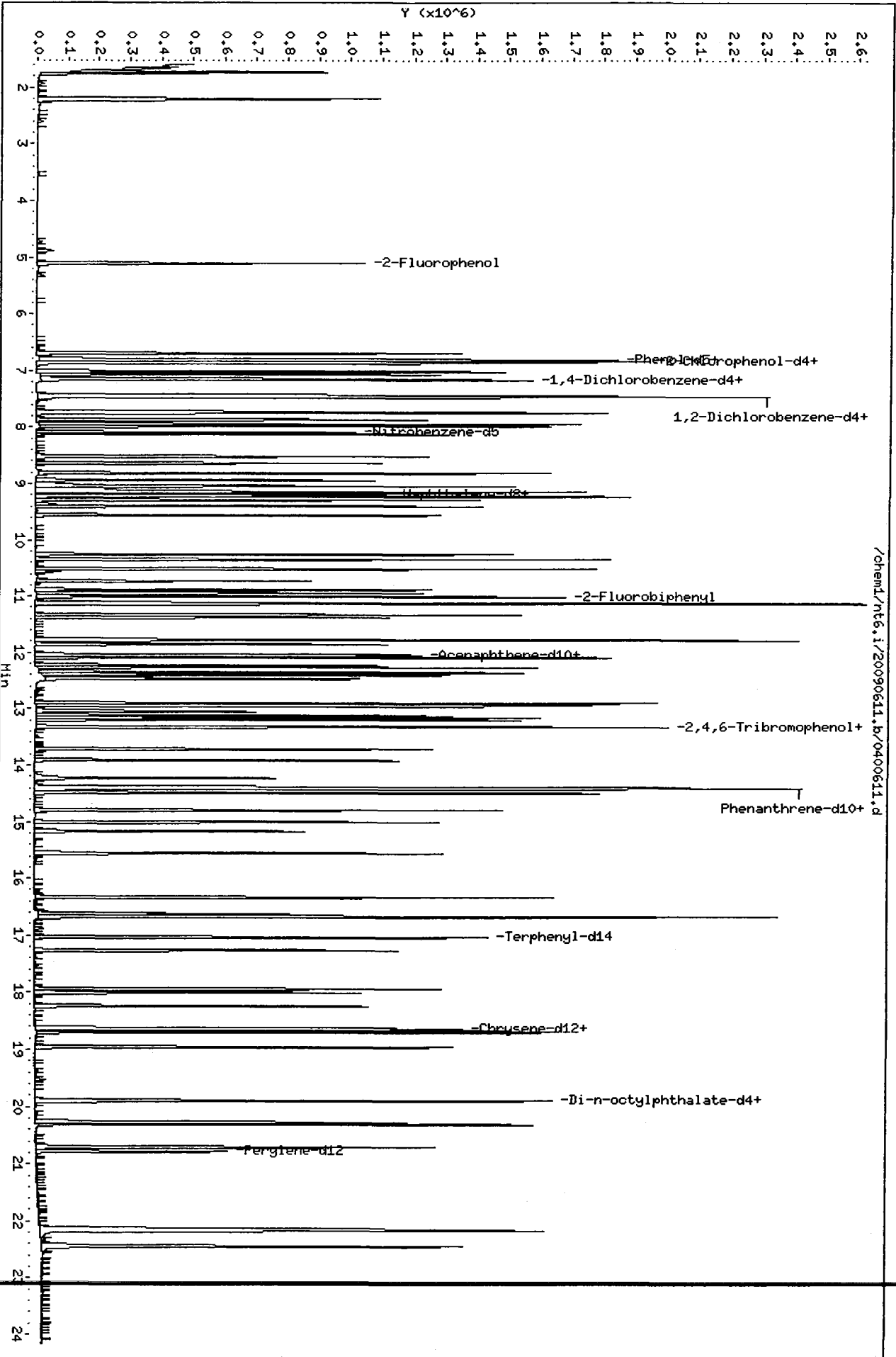
Level:
 Sample Type:

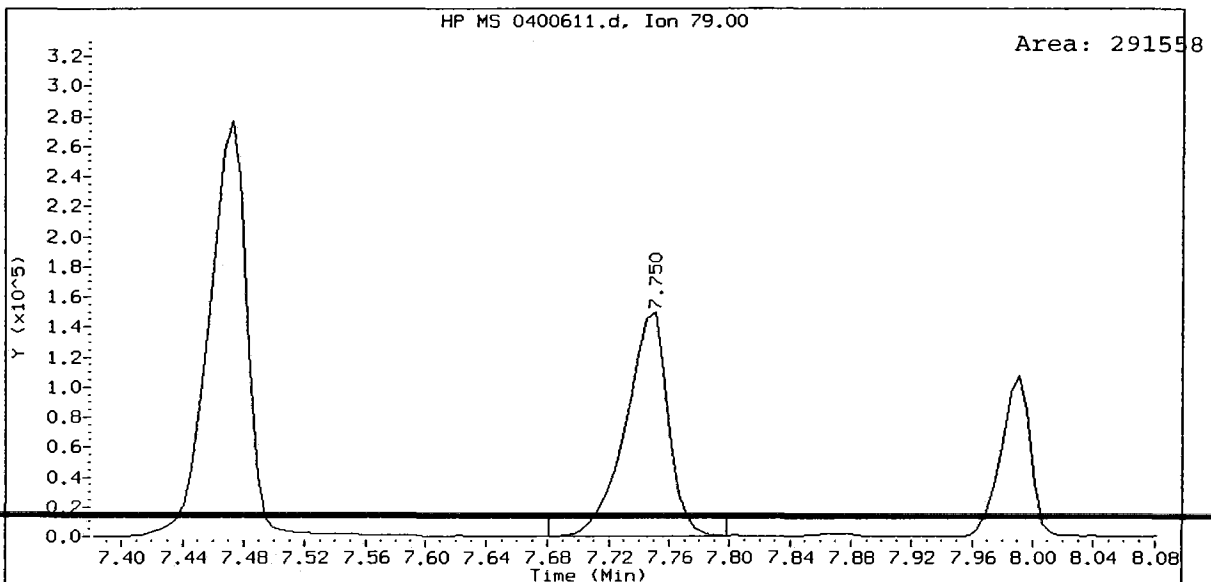
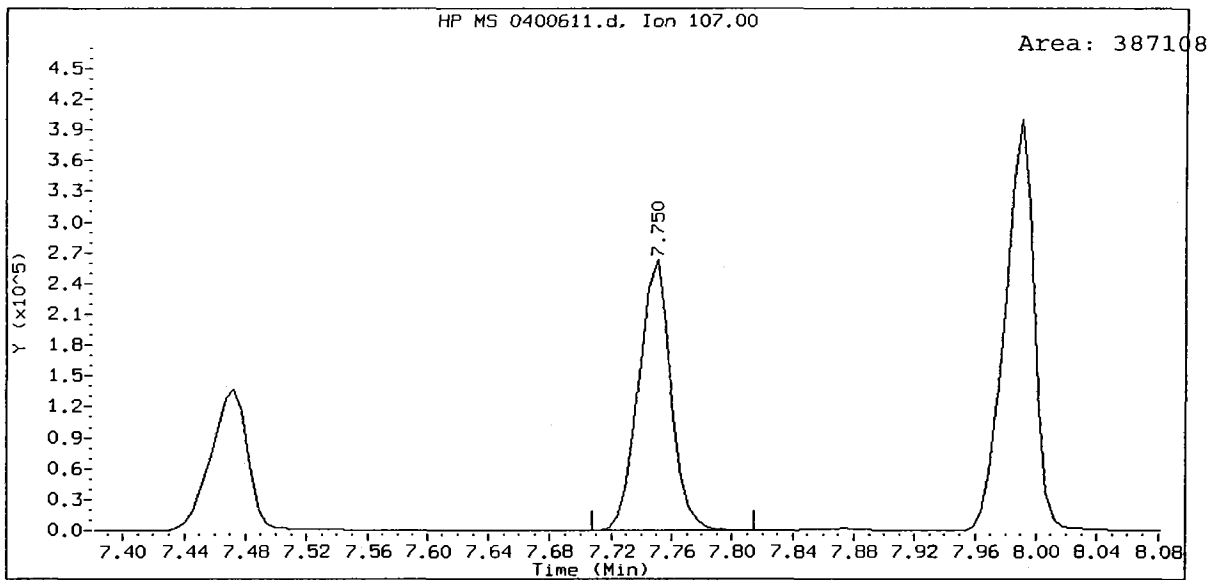
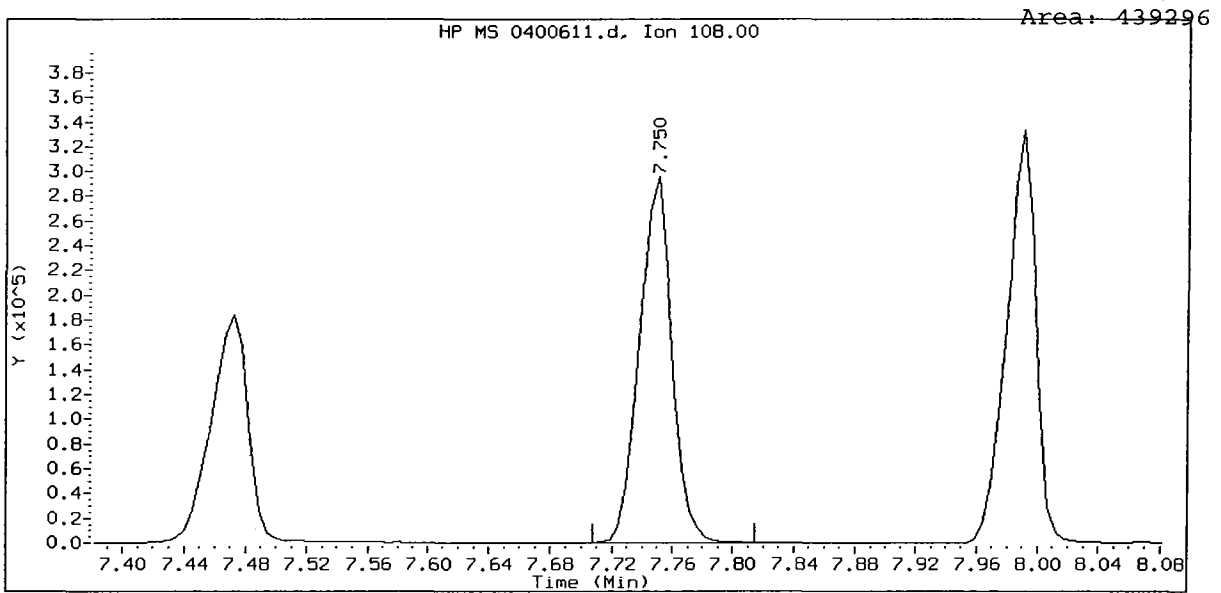
Test Mode: Use Initial Calibration Level 4.

COMPOUND	STANDARD	AREA LIMIT		SAMPLE	%DIFF
		LOWER	UPPER		
8 1,4-Dichlorobenze	112389	56194	224778	142411	26.71
27 Naphthalene-d8	384492	192246	768984	471377	22.60
42 Acenaphthene-d10	217478	108739	434956	269613	23.97
59 Phenanthrene-d10	336594	168297	673188	448584	33.27
69 Chrysene-d12	247160	123580	494320	339501	37.36
134 Di-n-octylphthala	347036	173518	694072	481057	38.62
77 Perylene-d12	232938	116469	465876	342314	46.95

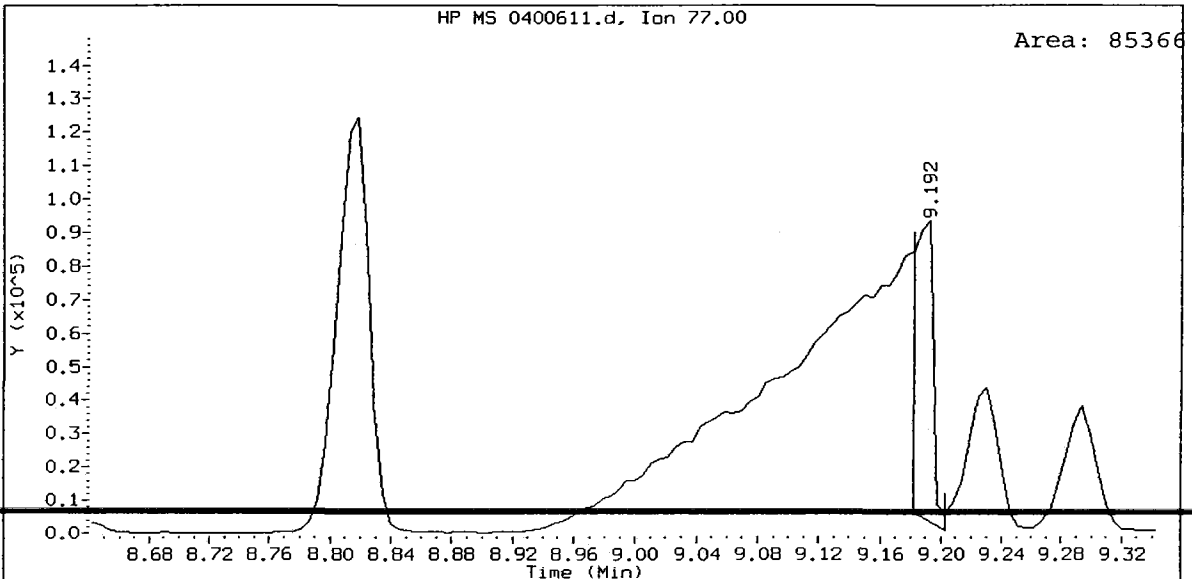
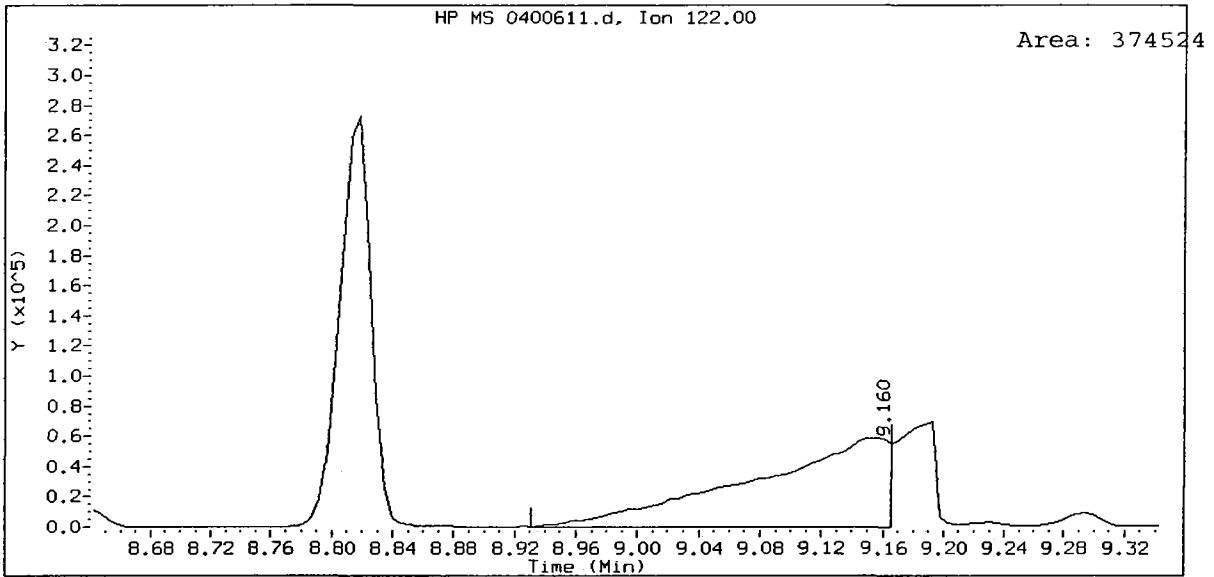
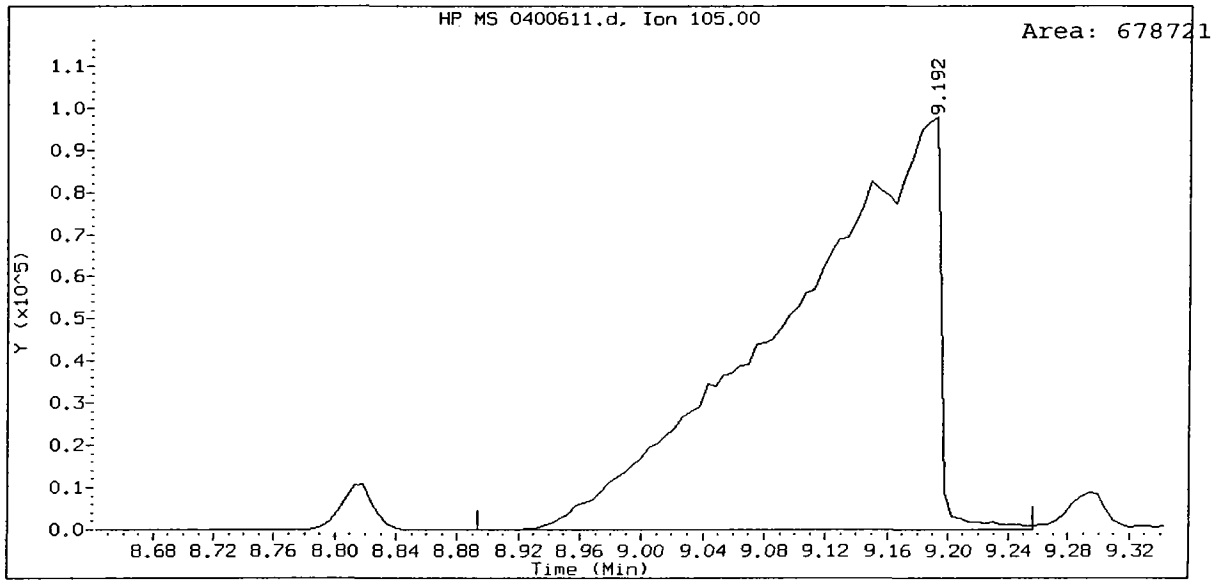
COMPOUND	STANDARD	RT LIMIT		SAMPLE	%DIFF
		LOWER	UPPER		
8 1,4-Dichlorobenze	7.13	6.63	7.63	7.14	0.01
27 Naphthalene-d8	9.19	8.69	9.69	9.20	0.07
42 Acenaphthene-d10	12.03	11.53	12.53	12.04	0.05
59 Phenanthrene-d10	14.38	13.88	14.88	14.38	0.01
69 Chrysene-d12	18.66	18.16	19.16	18.66	0.01
134 Di-n-octylphthala	19.89	19.39	20.39	19.90	0.03
77 Perylene-d12	20.78	20.28	21.28	20.79	0.03

AREA UPPER LIMIT = +100% of internal standard area.
 AREA LOWER LIMIT = - 50% of internal standard area.
 RT UPPER LIMIT = + 0.50 minutes of internal standard RT.
 RT LOWER LIMIT = - 0.50 minutes of internal standard RT.





ABN 40, /chem1/nt6.i/20090611.b/0400611.d
Benzoic acid Amount: 90.65



Analytical Resources, Inc.

Semivolatile Report SW846 Method 8270D

Data file : /chem1/nt6.i/20090611.b/0800611.d
 Lab Smp Id: ABN 80
 Inj Date : 11-JUN-2009 11:04
 Operator : LJR/VTS
 Smp Info : ABN 80
 Misc Info :
 Comment : 1ul Injection
 Method : /chem1/nt6.i/20090611.b/SW846.m
 Meth Date : 11-Jun-2009 16:21 jeff
 Cal Date : 11-JUN-2009 14:21
 Als bottle: 2
 Dil Factor: 1.00000
 Integrator: HP RTE
 Target Version: 3.50

Inst ID: nt6.i
 Quant Type: ISTD
 Cal File: 0050611a.d
 Calibration Sample, Level: 6
 Compound Sublist: ICAL.sub

LJR
6/11/09

Compounds	QUANT	SIG	RT	EXP RT	REL RT	RESPONSE	AMOUNTS	
							CAL-AMT (ug/mL)	ON-COL (ug/mL)
\$ 1 2-Fluorophenol	112		5.114	5.103	(0.716)	700257	80.0000	74.21
\$ 2 Phenol-d5	99		6.812	6.780	(0.954)	956730	80.0000	75.50
3 Phenol	94		6.828	6.796	(0.956)	1017949	80.0000	74.38
\$ 5 2-Chlorophenol-d4	132		6.850	6.833	(0.959)	600302	80.0000	77.74
4 Bis(2-Chloroethyl)ether	93		6.850	6.828	(0.959)	766346	80.0000	74.18
6 2-Chlorophenol	128		6.876	6.855	(0.963)	649146	80.0000	75.09
7 1,3-Dichlorobenzene	146		7.074	7.063	(0.990)	700347	80.0000	74.41
* 8 1,4-Dichlorobenzene-d4	152		7.143	7.127	(1.000)	114460	20.0000	
9 1,4-Dichlorobenzene	146		7.170	7.154	(1.004)	717202	80.0000	76.10
\$ 10 1,2-Dichlorobenzene-d4	152		7.442	7.426	(1.042)	446674	80.0000	78.37
12 1,2-Dichlorobenzene	146		7.464	7.448	(1.045)	691865	80.0000	74.77
11 Benzyl alcohol	108		7.480	7.453	(1.047)	493933	80.0000	77.09
14 2,2'-oxybis(1-Chloropropane)	45		7.731	7.720	(1.082)	950484	80.0000	74.27
13 2-Methylphenol	108		7.758	7.731	(1.086)	678630	80.0000	75.71
17 Hexachloroethane	117		7.945	7.939	(1.112)	331270	80.0000	76.04
16 N-Nitroso-di-n-propylamine	70		7.971	7.934	(1.116)	611596	80.0000	71.98
15 4-Methylphenol	108		7.998	7.971	(1.120)	698997	80.0000	76.30
\$ 18 Nitrobenzene-d5	82		8.105	8.078	(0.881)	852928	80.0000	72.27
19 Nitrobenzene	77		8.131	8.104	(0.884)	857890	80.0000	70.03
20 Isophorone	82		8.532	8.500	(0.927)	1442576	80.0000	70.41
21 2-Nitrophenol	139		8.644	8.633	(0.940)	347870	80.0000	77.95
22 2,4-Dimethylphenol	107		8.826	8.799	(0.959)	733347	80.0000	75.08
23 Bis(2-Chloroethoxy)methane	93		8.949	8.927	(0.973)	823217	80.0000	72.93
24 Benzoic acid	105		9.232	8.991	(1.003)	1059147	160.0000	173.5(M)
25 2,4-Dichlorophenol	162		9.055	9.034	(0.984)	525179	80.0000	82.56
26 1,2,4-Trichlorobenzene	180		9.152	9.141	(0.995)	585231	80.0000	75.76
* 27 Naphthalene-d8	136		9.200	9.189	(1.000)	384289	20.0000	

Compounds	QUANT SIG		AMOUNTS				
	MASS	RT	EXP RT	REL RT	RESPONSE	CAL-AMT (ug/mL)	ON-COL (ug/mL)
28 Naphthalene	128	9.232	9.215	(1.003)	1623757	80.0000	71.08
29 4-Chloroaniline	127	9.408	9.392	(1.023)	755961	80.0000	76.76
30 Hexachlorobutadiene	225	9.563	9.557	(1.039)	336266	80.0000	77.82
31 4-Chloro-3-methylphenol	107	10.263	10.252	(1.116)	613331	80.0000	76.15
32 2-Methylnaphthalene	141	10.353	10.342	(1.125)	909404	80.0000	73.08
33 Hexachlorocyclopentadiene	237	10.733	10.732	(0.891)	325812	80.0000	81.05
34 2,4,6-Trichlorophenol	196	10.893	10.876	(0.905)	357866	80.0000	79.19
35 2,4,5-Trichlorophenol	196	10.952	10.941	(0.910)	376193	80.0000	81.22
\$ 36 2-Fluorobiphenyl	172	11.016	10.999	(0.915)	1193236	80.0000	75.86
37 2-Chloronaphthalene	162	11.128	11.111	(0.924)	1091119	80.0000	77.40
38 2-Nitroaniline	65	11.389	11.363	(0.946)	448273	80.0000	76.45
39 Dimethylphthalate	163	11.779	11.758	(0.978)	1161580	80.0000	75.18
40 Acenaphthylene	152	11.790	11.779	(0.979)	1583644	80.0000	75.24
41 2,6-Dinitrotoluene	165	11.865	11.843	(0.985)	264149	80.0000	78.64
* 42 Acenaphthene-d10	164	12.041	12.030	(1.000)	211778	20.0000	
43 3-Nitroaniline	138	12.068	12.035	(1.002)	302105	80.0000	78.77
44 Acenaphthene	153	12.100	12.078	(1.005)	983330	80.0000	74.02
45 2,4-Dinitrophenol	184	12.239	12.212	(1.016)	312259	160.0000	160.7
46 Dibenzofuran	168	12.362	12.340	(1.027)	1410257	80.0000	73.47
47 4-Nitrophenol	109	12.447	12.409	(1.034)	204560	80.0000	83.65
48 2,4-Dinitrotoluene	165	12.484	12.457	(1.037)	343535	80.0000	78.87
50 Diethylphthalate	149	12.933	12.911	(1.074)	1062333	80.0000	75.54
49 Fluorene	166	12.906	12.890	(1.072)	1171964	80.0000	74.65
51 4-Chlorophenyl-phenylether	204	12.954	12.943	(1.076)	586072	80.0000	75.63
52 4-Nitroaniline	138	13.072	13.018	(1.086)	268550	80.0000	78.80
53 4,6-Dinitro-2-methylphenol	198	13.147	13.104	(0.914)	462450	160.0000	179.2
54 N-Nitrosodiphenylamine	169	13.179	13.152	(0.916)	806877	80.0000	75.47
\$ 55 2,4,6-Tribromophenol	330	13.334	13.317	(1.107)	168982	80.0000	83.68
56 4-Bromophenyl-phenylether	248	13.724	13.713	(0.954)	346815	80.0000	79.58
57 Hexachlorobenzene	284	13.921	13.910	(0.968)	349431	80.0000	78.56
58 Pentachlorophenol	266	14.242	14.220	(0.990)	192557	80.0000	94.80
* 59 Phenanthrene-d10	188	14.386	14.375	(1.000)	342675	20.0000	
60 Phenanthrene	178	14.429	14.412	(1.003)	1573061	80.0000	72.32
61 Anthracene	178	14.503	14.482	(1.008)	1593579	80.0000	72.27
62 Carbazole	167	14.808	14.786	(1.029)	1359163	80.0000	75.01
63 Di-n-butylphthalate	149	15.561	15.550	(1.082)	1573410	80.0000	72.58
64 Fluoranthene	202	16.346	16.330	(1.136)	1602844	80.0000	72.18
65 Pyrene	202	16.688	16.672	(0.894)	1622958	80.0000	68.73
\$ 66 Terphenyl-d14	244	17.040	17.029	(0.913)	1078415	80.0000	70.83
67 Butylbenzylphthalate	149	17.954	17.937	(0.962)	678229	80.0000	71.12
68 Benzo(a)anthracene	228	18.643	18.621	(0.999)	1567549	80.0000	74.51
* 69 Chrysene-d12	240	18.664	18.648	(1.000)	285044	20.0000	
70 3,3'-Dichlorobenzidine	252	18.685	18.664	(1.001)	591919	80.0000	76.75
71 Chrysene	228	18.712	18.680	(1.003)	1533626	80.0000	76.13
72 bis(2-Ethylhexyl)phthalate	149	18.963	18.958	(0.953)	923723	80.0000	70.17
* 134 Di-n-octylphthalate-d4	153	19.898	19.887	(1.000)	424428	20.0000	
73 Di-n-octylphthalate	149	19.909	19.898	(1.001)	1589799	80.0000	69.49

Compounds	QUANT SIG		AMOUNTS				
	MASS	RT	EXP RT	REL RT	RESPONSE	CAL-AMT (ug/mL)	ON-COL (ug/mL)
74 Benzo(b)fluoranthene	252	20.293	20.261	(0.976)	1685671	80.0000	73.82
75 Benzo(k)fluoranthene	252	20.325	20.293	(0.978)	1739322	80.0000	74.16 (M)
76 Benzo(a)pyrene	252	20.726	20.693	(0.997)	1573536	80.0000	76.13
* 77 Perylene-d12	264	20.790	20.779	(1.000)	315095	20.0000	
78 Indeno(1,2,3-cd)pyrene	276	22.162	22.119	(1.066)	2290202	80.0000	83.12
79 Dibenzo(a,h)anthracene	278	22.189	22.151	(1.067)	1725059	80.0000	82.46
80 Benzo(g,h,i)perylene	276	22.472	22.419	(1.081)	1956824	80.0000	81.26
90 N-Nitrosodimethylamine	74	2.235	2.197	(0.313)	532287	80.0000	73.40
103 Pyridine	79	2.198	2.192	(0.308)	940759	80.0000	75.63
91 Aniline	93	6.705	6.684	(0.939)	1270117	80.0000	73.17
105 1-methylnaphthalene	141	10.524	10.508	(1.144)	870304	80.0000	73.03
93 Benzidine	184	16.629	16.613	(0.891)	729408	80.0000	67.41
111 Azobenzene (1,2-DP-Hydrazine)	77	13.211	13.189	(1.097)	1618555	80.0000	71.92
143 1,4-Dioxane	88	1.760	1.749	(0.246)	395658	80.0000	80.97
§ 137 d8-1,4-Dioxane	96	1.728	1.717	(0.242)	416954	80.0000	80.06
144 alpha-Terpineol	59	9.301	9.279	(1.011)	503974	80.0000	72.92
98 Retene	219	17.270	17.259	(0.925)	544773	80.0000	70.86
133 Butylatedhydroxytoluene	205	12.271	12.260	(1.019)	913837	80.0000	74.82
115 Tributyl Phosphate	99	13.334	13.301	(0.927)	1477009	80.0000	72.09
116 Dibutyl Phenyl Phosphate	175	15.016	15.000	(1.044)	828109	80.0000	77.73
117 Butyl Diphenyl Phosphate	94	16.672	16.661	(0.893)	358201	80.0000	71.91
118 Triphenyl Phosphate	326	18.253	18.231	(0.978)	231700	80.0000	72.54
123 Acetophenone	105	7.880	7.853	(1.103)	897585	80.0000	71.69
179 n-Decane	57	7.021	7.010	(0.983)	778512	80.0000	73.21
180 n-Octadecane	57	14.407	14.396	(1.001)	801072	80.0000	72.51
168 Pentachlorobenzene	250	12.404	12.388	(1.030)	425768	80.0000	75.78
113 Diphenyl Oxide	170	11.336	11.325	(0.941)	737021	80.0000	77.00
112 Biphenyl	154	11.144	11.127	(0.925)	1395256	80.0000	73.36

QC Flag Legend

M - Compound response manually integrated.

Analytical Resources, Inc.

INTERNAL STANDARD COMPOUNDS
 AREA AND RT SUMMARY

Instrument ID: nt6.i
 Lab File ID: 0800611.d
 Lab Smp Id: ABN 80
 Analysis Type: SV
 Quant Type: ISTD
 Operator: LJR/VTS
 Method File: /chem1/nt6.i/20090611.b/SW846.m
 Misc Info:

Calibration Date: 11-JUN-2009
 Calibration Time: 10:27

Level:
 Sample Type:

Test Mode: Use Initial Calibration Level 4.

COMPOUND	STANDARD	AREA LIMIT		SAMPLE	%DIFF
		LOWER	UPPER		
8 1,4-Dichlorobenze	112389	56194	224778	114460	1.84
27 Naphthalene-d8	384492	192246	768984	384289	-0.05
42 Acenaphthene-d10	217478	108739	434956	211778	-2.62
59 Phenanthrene-d10	336594	168297	673188	342675	1.81
69 Chrysene-d12	247160	123580	494320	285044	15.33
134 Di-n-octylphthala	347036	173518	694072	424428	22.30
77 Perylene-d12	232938	116469	465876	315095	35.27

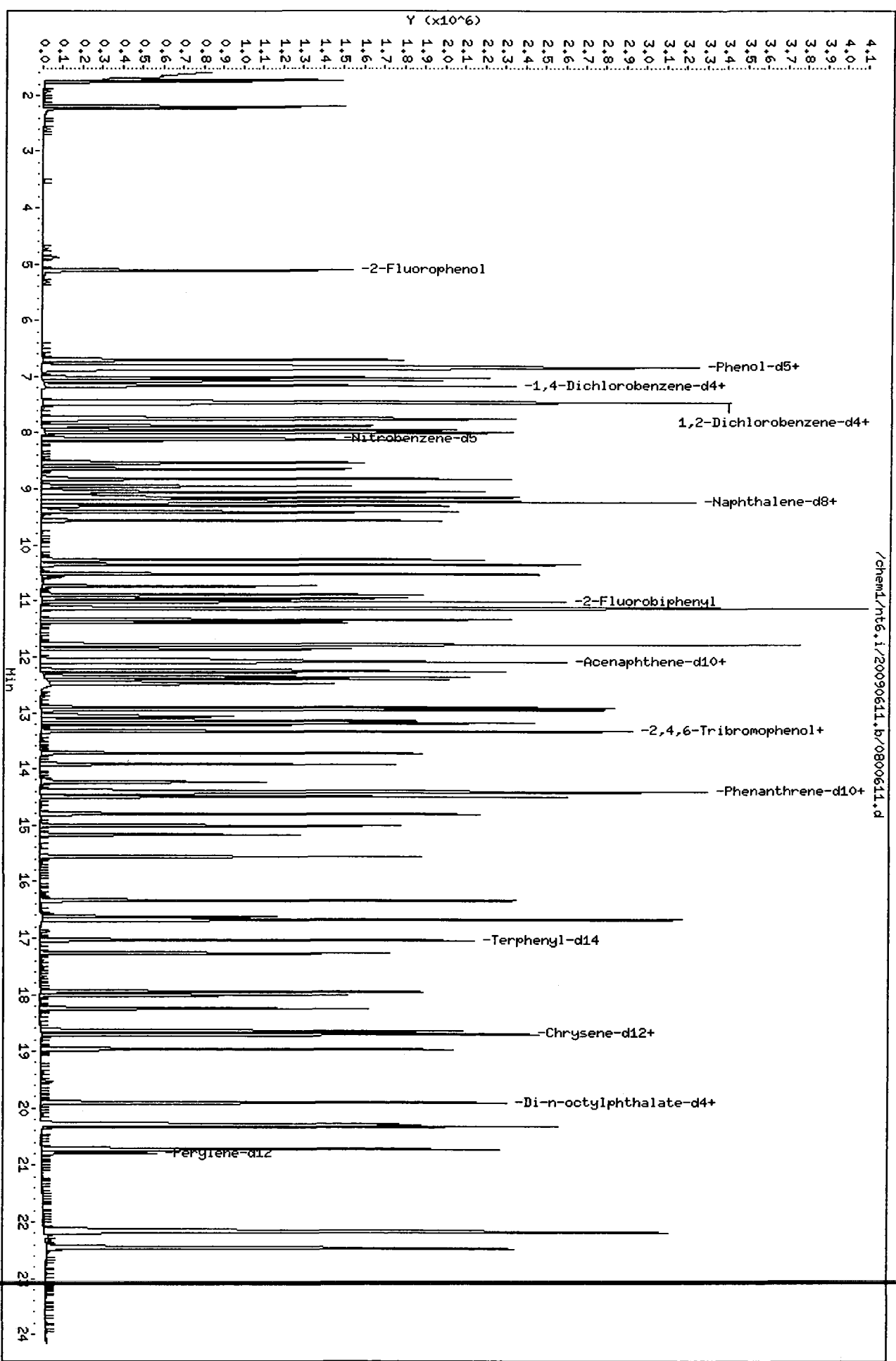
COMPOUND	STANDARD	RT LIMIT		SAMPLE	%DIFF
		LOWER	UPPER		
8 1,4-Dichlorobenze	7.13	6.63	7.63	7.14	0.12
27 Naphthalene-d8	9.19	8.69	9.69	9.20	0.09
42 Acenaphthene-d10	12.03	11.53	12.53	12.04	0.07
59 Phenanthrene-d10	14.38	13.88	14.88	14.39	0.02
69 Chrysene-d12	18.66	18.16	19.16	18.66	0.05
134 Di-n-octylphthala	19.89	19.39	20.39	19.90	0.04
77 Perylene-d12	20.78	20.28	21.28	20.79	0.04

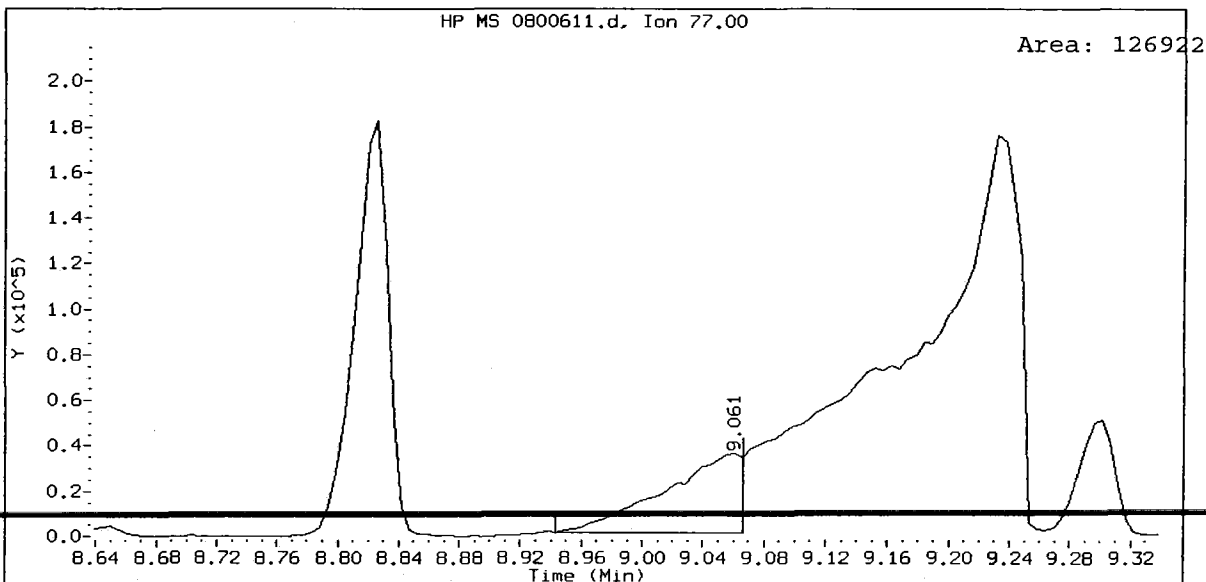
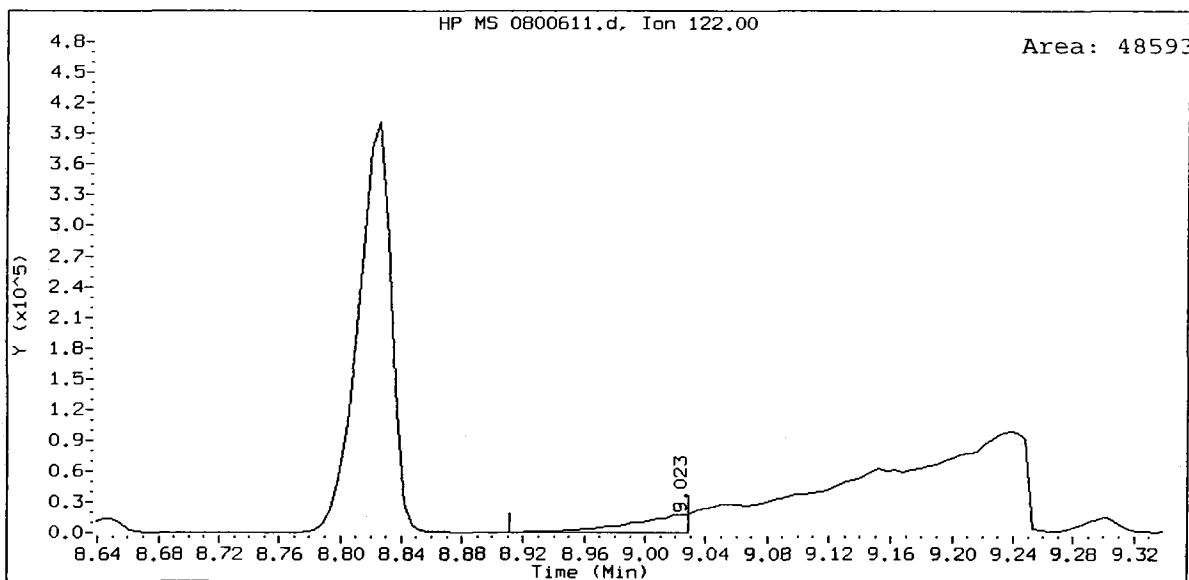
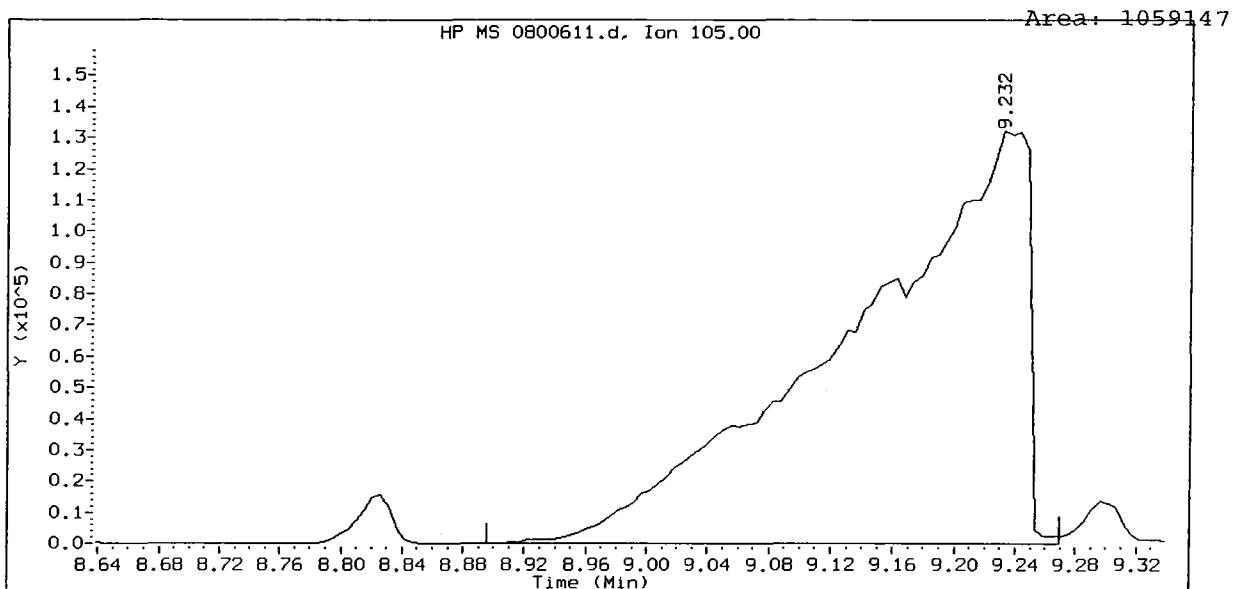
AREA UPPER LIMIT = +100% of internal standard area.
 AREA LOWER LIMIT = - 50% of internal standard area.
 RT UPPER LIMIT = + 0.50 minutes of internal standard RT.
 RT LOWER LIMIT = - 0.50 minutes of internal standard RT.

Data File: /chem1/nt6.i/20090611.b/0800611.d
Date: 11-JUN-2009 11:04
Client ID:

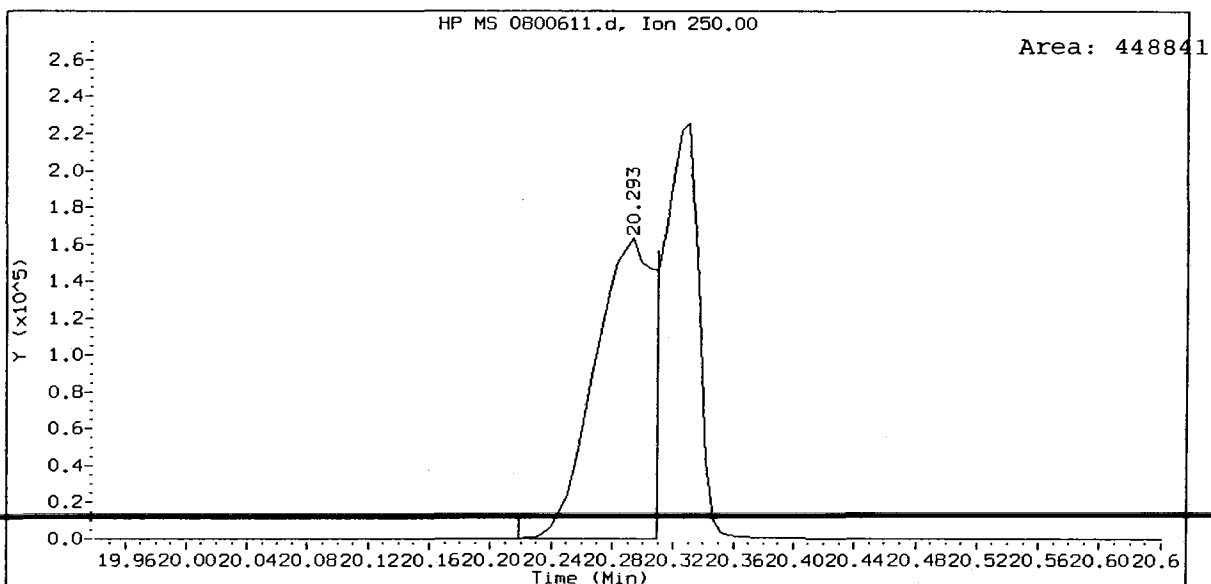
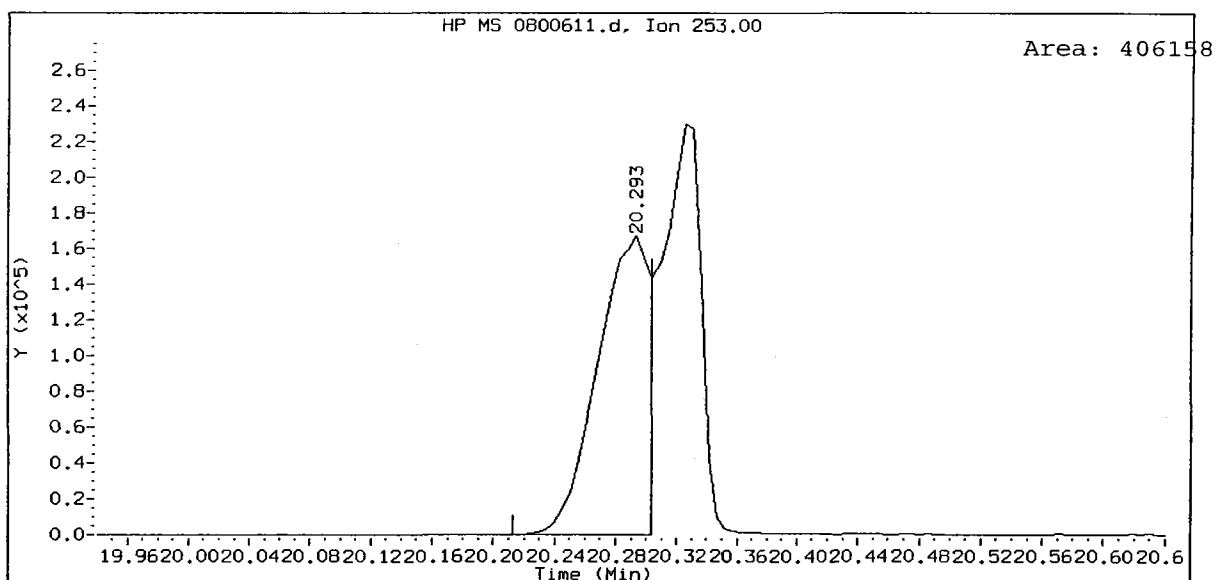
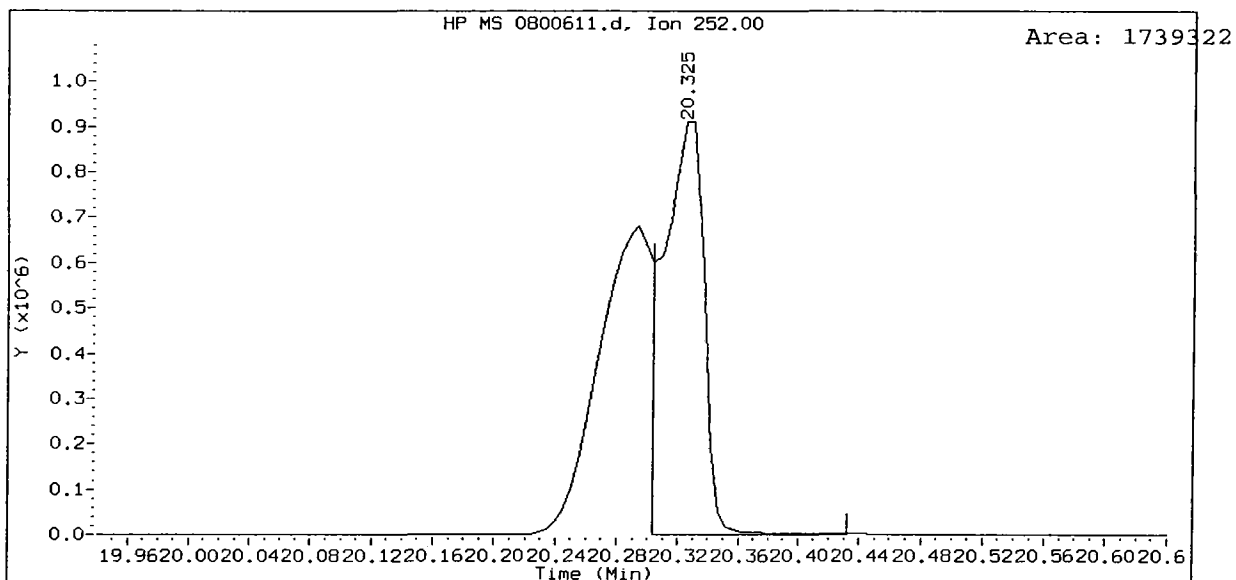
Sample Info: ABN 80
Column phase: ZB-5

Instrument: nt6.i
Operator: LJR/VTS
Column diameter: 0.32





ABN 80, /chem1/nt6.i/20090611.b/0800611.d
Benzo(k)fluoranthene Amount: 74.16



Analytical Resources, Inc.

Semivolatile Report SW846 Method 8270D

Data file : /chem1/nt6.i/20090611.b/icv0611.d
Lab Smp Id: ABN ICV
Inj Date : 11-JUN-2009 14:54
Operator : LJR/VTS
Smp Info : ABN ICV
Misc Info :
Comment : 1ul Injection
Method : /chem1/nt6.i/20090611.b/SW846.m
Meth Date : 11-Jun-2009 16:22 jeff
Cal Date : 11-JUN-2009 14:21
Als bottle: 9
Dil Factor: 1.00000
Integrator: HP RTE
Target Version: 3.50

Inst ID: nt6.i
LJR
6/11/09
Quant Type: ISTD
Cal File: 0050611a.d
QC Sample: LCS
Compound Sublist: ICV.sub

Compounds	QUANT SIG	RT	EXP RT	REL RT	RESPONSE	CONCENTRATIONS	
						ON-COLUMN (ug/mL)	FINAL (ug/mL)
3 Phenol	94	6.801	6.796	(0.954)	338615	27.0021	27.00
4 Bis(2-Chloroethyl)ether	93	6.834	6.828	(0.958)	241459	25.5079	25.51
6 2-Chlorophenol	128	6.860	6.855	(0.962)	215331	27.1848	27.18
7 1,3-Dichlorobenzene	146	7.063	7.063	(0.990)	227210	26.3472	26.35
* 8 1,4-Dichlorobenzene-d4	152	7.133	7.127	(1.000)	104875	20.0000	
9 1,4-Dichlorobenzene	146	7.159	7.154	(1.004)	234976	27.2099	27.21
11 Benzyl alcohol	108	7.458	7.453	(1.046)	163422	27.8374	27.84
12 1,2-Dichlorobenzene	146	7.453	7.448	(1.045)	222408	26.2341	26.23
13 2-Methylphenol	108	7.736	7.731	(1.085)	225009	27.3982	27.40
14 2,2'-oxybis(1-Chloropropane)	45	7.726	7.720	(1.083)	313126	26.7023	26.70
15 4-Methylphenol	108	7.977	7.971	(1.118)	226675	27.0030	27.00
16 N-Nitroso-di-n-propylamine	70	7.944	7.934	(1.114)	203812	26.1805	26.18
17 Hexachloroethane	117	7.939	7.939	(1.113)	105998	26.5534	26.55
19 Nitrobenzene	77	8.115	8.104	(0.883)	304585	26.8860	26.89
20 Isophorone	82	8.511	8.500	(0.926)	454980	24.0143	24.01
21 2-Nitrophenol	139	8.633	8.633	(0.939)	107822	26.1273	26.13
22 2,4-Dimethylphenol	107	8.810	8.799	(0.958)	248959	27.5619	27.56
23 Bis(2-Chloroethoxy)methane	93	8.938	8.927	(0.972)	272333	26.0919	26.09
24 Benzoic acid	105	9.098	8.991	(0.990)	266802	47.2663	47.27
25 2,4-Dichlorophenol	162	9.039	9.034	(0.983)	163648	27.8222	27.82
26 1,2,4-Trichlorobenzene	180	9.146	9.141	(0.995)	183040	25.6245	25.62
* 27 Naphthalene-d8	136	9.194	9.189	(1.000)	355357	20.0000	
28 Naphthalene	128	9.221	9.215	(1.003)	560729	26.5434	26.54
29 4-Chloroaniline	127	9.397	9.392	(1.022)	237114	26.0354	26.04
30 Hexachlorobutadiene	225	9.557	9.557	(1.040)	108523	27.1585	27.16
31 4-Chloro-3-methylphenol	107	10.252	10.252	(1.115)	197140	26.4689	26.47
32 2-Methylnaphthalene	141	10.343	10.342	(1.125)	295370	25.6671	25.67

Compounds	QUANT SIG MASS	RT	EXP RT	REL RT	RESPONSE	CONCENTRATIONS	
						ON-COLUMN (ug/mL)	FINAL (ug/mL)
33 Hexachlorocyclopentadiene	237	10.733	10.732	(0.892)	86829	23.3451	23.35
34 2,4,6-Trichlorophenol	196	10.882	10.876	(0.904)	114493	27.3831	27.38
35 2,4,5-Trichlorophenol	196	10.941	10.941	(0.909)	116215	27.1173	27.12
37 2-Chloronaphthalene	162	11.112	11.111	(0.923)	334591	25.6528	25.65
38 2-Nitroaniline	65	11.368	11.363	(0.945)	147583	27.2038	27.20
39 Dimethylphthalate	163	11.763	11.758	(0.977)	368318	25.7658	25.77
40 Acenaphthylene	152	11.779	11.779	(0.979)	473477	24.3124	24.31
41 2,6-Dinitrotoluene	165	11.849	11.843	(0.984)	79244	25.4985	25.50
* 42 Acenaphthene-d10	164	12.036	12.030	(1.000)	195944	20.0000	
43 3-Nitroaniline	138	12.046	12.035	(1.001)	91569	25.8059	25.81
44 Acenaphthene	153	12.084	12.078	(1.004)	324025	26.3631	26.36
45 2,4-Dinitrophenol	184	12.217	12.212	(1.015)	86164	55.9267	55.93
46 Dibenzofuran	168	12.346	12.340	(1.026)	444329	25.0202	25.02
47 4-Nitrophenol	109	12.415	12.409	(1.032)	58447	25.8305	25.83
48 2,4-Dinitrotoluene	165	12.463	12.457	(1.036)	99860	24.7781	24.78
49 Fluorene	166	12.896	12.890	(1.071)	383668	26.4123	26.41
50 Diethylphthalate	149	12.922	12.911	(1.074)	325827	25.0415	25.04
51 4-Chlorophenyl-phenylether	204	12.949	12.943	(1.076)	181281	25.2854	25.29
52 4-Nitroaniline	138	13.035	13.018	(1.083)	79815	25.3127	25.31
53 4,6-Dinitro-2-methylphenol	198	13.115	13.104	(0.912)	138613	60.7483	60.75
54 N-Nitrosodiphenylamine	169	13.157	13.152	(0.915)	168403	17.8141	17.81
56 4-Bromophenyl-phenylether	248	13.718	13.713	(0.954)	100420	26.0602	26.06
57 Hexachlorobenzene	284	13.910	13.910	(0.967)	99438	25.2839	25.28
58 Pentachlorophenol	266	14.226	14.220	(0.989)	49878	27.7710	27.77
* 59 Phenanthrene-d10	188	14.380	14.375	(1.000)	302996	20.0000	
60 Phenanthrene	178	14.413	14.412	(1.002)	515998	26.8304	26.83
61 Anthracene	178	14.487	14.482	(1.007)	497300	25.5062	25.51
62 Carbazole	167	14.792	14.786	(1.029)	393289	24.5468	24.55
63 Di-n-butylphthalate	149	15.556	15.550	(1.082)	495002	25.8229	25.82
64 Fluoranthene	202	16.330	16.330	(1.136)	521696	26.5703	26.57
65 Pyrene	202	16.672	16.672	(0.894)	530952	25.4631	25.46
67 Butylbenzylphthalate	149	17.943	17.937	(0.962)	215875	25.6351	25.64
68 Benzo(a)anthracene	228	18.627	18.621	(0.999)	491764	26.4713	26.47
* 69 Chrysene-d12	240	18.653	18.648	(1.000)	251700	20.0000	
70 3,3'-Dichlorobenzidine	252	18.669	18.664	(1.001)	172220	25.2883	25.29
71 Chrysene	228	18.691	18.680	(1.002)	453237	25.4801	25.48
72 bis(2-Ethylhexyl)phthalate	149	18.958	18.958	(0.953)	293436	25.3691	25.37
* 134 Di-n-octylphthalate-d4	153	19.887	19.887	(1.000)	372937	20.0000	
73 Di-n-octylphthalate	149	19.898	19.898	(1.001)	505889	25.1654	25.17
74 Benzo(b)fluoranthene	252	20.266	20.261	(0.975)	504981	26.1431	26.14
75 Benzo(k)fluoranthene	252	20.298	20.293	(0.977)	530516	26.7400	26.74
76 Benzo(a)pyrene	252	20.704	20.693	(0.996)	455612	26.0566	26.06
* 77 Perylene-d12	264	20.784	20.779	(1.000)	266554	20.0000	
78 Indeno(1,2,3-cd)pyrene	276	22.130	22.119	(1.065)	656562	28.1672	28.17
79 Dibenzo(a,h)anthracene	278	22.162	22.151	(1.066)	516262	29.1730	29.17
80 Benzo(g,h,i)perylene	276	22.435	22.419	(1.079)	571907	28.0741	28.07
103 Pyridine	79	2.197	2.192	(0.308)	275920	24.2086	24.21

Compounds	QUANT SIG		CONCENTRATIONS				
	MASS	RT	EXP RT	REL RT	RESPONSE	ON-COLUMN (ug/mL)	FINAL (ug/mL)
90 N-Nitrosodimethylamine	74	2.219	2.197	(0.311)	174404	26.2480	26.25
91 Aniline	93	6.689	6.684	(0.938)	411398	25.8660	25.87
105 1-methylnaphthalene	141	10.514	10.508	(1.143)	290437	26.3543	26.35
111 Azobenzene (1,2-DP-Hydrazine)	77	13.195	13.189	(1.096)	529435	25.4253	25.43
93 Benzidine	184	16.618	16.613	(0.891)	225670	23.6176	23.62

Analytical Resources, Inc.

INTERNAL STANDARD COMPOUNDS
 AREA AND RT SUMMARY

Instrument ID: nt6.i
 Lab File ID: icv0611.d
 Lab Smp Id: ABN ICV
 Analysis Type: SV
 Quant Type: ISTD
 Operator: LJR/VTS
 Method File: /chem1/nt6.i/20090611.b/SW846.m
 Misc Info:

Calibration Date: 11-JUN-2009
 Calibration Time: 10:27

Level:
 Sample Type:

Test Mode: Use Initial Calibration Level 4.

COMPOUND	STANDARD	AREA LIMIT		SAMPLE	%DIFF
		LOWER	UPPER		
8 1,4-Dichlorobenze	112389	56194	224778	104875	-6.69
27 Naphthalene-d8	384492	192246	768984	355357	-7.58
42 Acenaphthene-d10	217478	108739	434956	195944	-9.90
59 Phenanthrene-d10	336594	168297	673188	302996	-9.98
69 Chrysene-d12	247160	123580	494320	251700	1.84
134 Di-n-octylphthala	347036	173518	694072	372937	7.46
77 Perylene-d12	232938	116469	465876	266554	14.43

COMPOUND	STANDARD	RT LIMIT		SAMPLE	%DIFF
		LOWER	UPPER		
8 1,4-Dichlorobenze	7.13	6.63	7.63	7.13	-0.03
27 Naphthalene-d8	9.19	8.69	9.69	9.19	0.03
42 Acenaphthene-d10	12.03	11.53	12.53	12.04	0.03
59 Phenanthrene-d10	14.38	13.88	14.88	14.38	-0.02
69 Chrysene-d12	18.66	18.16	19.16	18.65	-0.01
134 Di-n-octylphthala	19.89	19.39	20.39	19.89	-0.01
77 Perylene-d12	20.78	20.28	21.28	20.78	0.01

AREA UPPER LIMIT = +100% of internal standard area.
 AREA LOWER LIMIT = - 50% of internal standard area.
 RT UPPER LIMIT = + 0.50 minutes of internal standard RT.
 RT LOWER LIMIT = - 0.50 minutes of internal standard RT.

Analytical Resources, Inc.

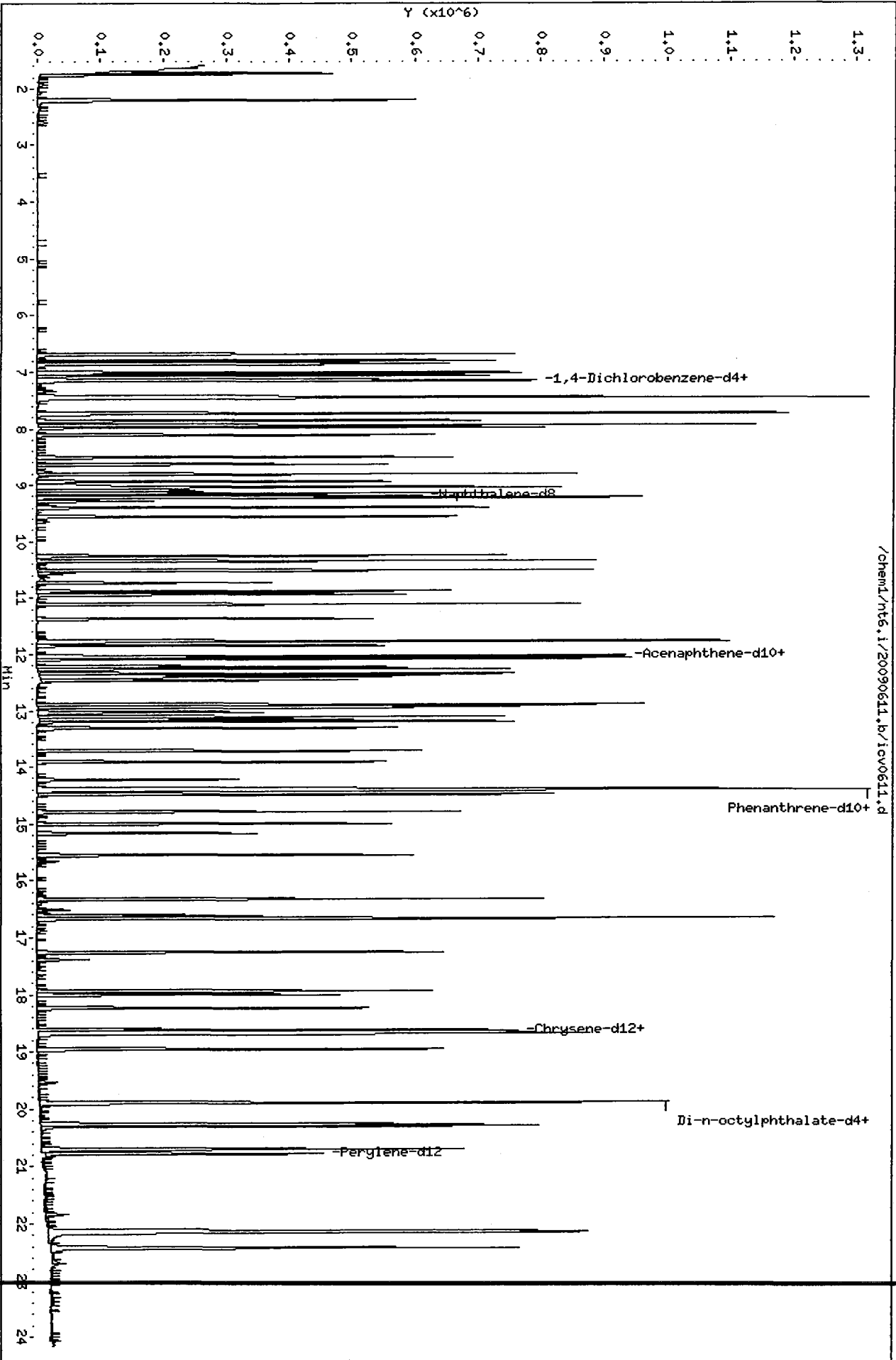
RECOVERY REPORT

Client Name: Client SDG: 20090611
 Sample Matrix: NONE Fraction: SV
 Lab Smp Id: ABN ICV
 Level: Operator: LJR/VTS
 Data Type: MS DATA SampleType: LCS
 SpikeList File: ICV.spk Quant Type: ISTD
 Sublist File: ICV.sub
 Method File: /chem1/nt6.i/20090611.b/SW846.m
 Misc Info:

SPIKE COMPOUND	AMOUNT ADDED ug/mL	AMOUNT RECOVERED ug/mL	% RECOVERED	LIMITS
3 Phenol	25.00	27.00	108.01	
4 Bis(2-Chloroethyl)	25.00	25.51	102.03	
6 2-Chlorophenol	25.00	27.18	108.74	
7 1,3-Dichlorobenzen	25.00	26.35	105.39	
9 1,4-Dichlorobenzen	25.00	27.21	108.84	
11 Benzyl alcohol	25.00	27.84	111.35	
12 1,2-Dichlorobenzen	25.00	26.23	104.94	
13 2-Methylphenol	25.00	27.40	109.59	
14 2,2'-oxybis(1-Chlo	25.00	26.70	106.81	
15 4-Methylphenol	25.00	27.00	108.01	
16 N-Nitroso-di-n-pro	25.00	26.18	104.72	
17 Hexachloroethane	25.00	26.55	106.21	
19 Nitrobenzene	25.00	26.89	107.54	
20 Isophorone	25.00	24.01	96.06	
21 2-Nitrophenol	25.00	26.13	104.51	OK
22 2,4-Dimethylphenol	25.00	27.56	110.25	
23 Bis(2-Chloroethoxy	25.00	26.09	104.37	
24 Benzoic acid	50.00	47.27	94.53	
25 2,4-Dichlorophenol	25.00	27.82	111.29	
26 1,2,4-Trichloroben	25.00	25.62	102.50	
28 Naphthalene	25.00	26.54	106.17	
29 4-Chloroaniline	25.00	26.04	104.14	
30 Hexachlorobutadien	25.00	27.16	108.63	
31 4-Chloro-3-methylp	25.00	26.47	105.88	
32 2-Methylnaphthalen	25.00	25.67	102.67	
33 Hexachlorocyclopen	25.00	23.35	93.38	
34 2,4,6-Trichlorophe	25.00	27.38	109.53	
35 2,4,5-Trichlorophe	25.00	27.12	108.47	
37 2-Chloronaphthalen	25.00	25.65	102.61	
38 2-Nitroaniline	25.00	27.20	108.82	
39 Dimethylphthalate	25.00	25.77	103.06	
40 Acenaphthylene	25.00	24.31	97.25	
41 2,6-Dinitrotoluene	25.00	25.50	101.99	

SPIKE COMPOUND	AMOUNT ADDED ug/mL	AMOUNT RECOVERED ug/mL	% RECOVERED	LIMITS
43 3-Nitroaniline	25.00	25.81	103.22	
44 Acenaphthene	25.00	26.36	105.45	
45 2,4-Dinitrophenol	50.00	55.93	111.85	
46 Dibenzofuran	25.00	25.02	100.08	
47 4-Nitrophenol	25.00	25.83	103.32	
48 2,4-Dinitrotoluene	25.00	24.78	99.11	
49 Fluorene	25.00	26.41	105.65	
50 Diethylphthalate	25.00	25.04	100.17	
51 4-Chlorophenyl-phe	25.00	25.29	101.14	
52 4-Nitroaniline	25.00	25.31	101.25	
53 4,6-Dinitro-2-meth	50.00	60.75	121.50	
54 N-Nitrosodiphenyla	25.00	17.81	71.26	
56 4-Bromophenyl-phen	25.00	26.06	104.24	
57 Hexachlorobenzene	25.00	25.28	101.14	
58 Pentachlorophenol	25.00	27.77	111.08	
60 Phenanthrene	25.00	26.83	107.32	
61 Anthracene	25.00	25.51	102.02	
62 Carbazole	25.00	24.55	98.19	
63 Di-n-butylphthalat	25.00	25.82	103.29	
64 Fluoranthene	25.00	26.57	106.28	
65 Pyrene	25.00	25.46	101.85	
67 Butylbenzylphthala	25.00	25.64	102.54	
68 Benzo(a)anthracene	25.00	26.47	105.89	
70 3,3'-Dichlorobenzi	25.00	25.29	101.15	
71 Chrysene	25.00	25.48	101.92	
72 bis(2-Ethylhexyl)p	25.00	25.37	101.48	
73 Di-n-octylphthalat	25.00	25.17	100.66	
74 Benzo(b)fluoranth	25.00	26.14	104.57	
75 Benzo(k)fluoranth	25.00	26.74	106.96	
76 Benzo(a)pyrene	25.00	26.06	104.23	
78 Indeno(1,2,3-cd)py	25.00	28.17	112.67	
79 Dibenzo(a,h)anthra	25.00	29.17	116.69	
80 Benzo(g,h,i)peryle	25.00	28.07	112.30	
90 N-Nitrosodimethyla	25.00	26.25	104.99	
91 Aniline	25.00	25.87	103.46	
93 Benzidine	25.00	23.62	94.47	
103 Pyridine	25.00	24.21	96.83	
105 1-methylnaphthalen	25.00	26.35	105.42	

OK



7B
SEMIVOLATILE 8270-D CONTINUING CALIBRATION CHECK

Lab Name: ANALYTICAL RESOURCES, INC

Client: ESC

ARI Job No: PB63

Project: JELD-WEN NORD DOOR

Instrument ID: NT6

Cont. Calib. Date: 06/16/09

Init. Calib. Date: 06/11/09

Cont. Calib. Time: 1154

COMPOUND	CalAmt or ARF	CC Amt or RF	MIN RRF	CURVE TYPE	%D or Drift
Phenol	2.392	2.495	0.800	AVRG	4.3
Bis(2-Chloroethyl) ether	1.805	1.872	0.700	AVRG	3.7
2-Chlorophenol	1.510	1.545	0.800	AVRG	2.3
1,3-Dichlorobenzene	1.644	1.648	0.010	AVRG	0.2
1,4-Dichlorobenzene	1.647	1.667	0.010	AVRG	1.2
1,2-Dichlorobenzene	1.616	1.602	0.010	AVRG	-0.9
Benzyl alcohol	1.120	1.149	0.010	AVRG	2.6
2,2'-oxybis(1-Chloropropane)	2.236	2.331	0.010	AVRG	4.2
2-Methylphenol	1.566	1.641	0.700	AVRG	4.8
Hexachloroethane	0.761	0.748	0.300	AVRG	-1.7
N-Nitroso-di-n-propylamine	1.484	1.537	0.500	AVRG	3.6
4-Methylphenol	1.601	1.721	0.600	AVRG	7.5
Nitrobenzene	0.638	0.607	0.200	AVRG	-4.8
Isophorone	1.066	1.051	0.400	AVRG	-1.4
2-Nitrophenol	0.232	0.230	0.100	AVRG	-0.9
2,4-Dimethylphenol	0.508	0.503	0.200	AVRG	-1.0
Bis(2-Chloroethoxy)methane	0.588	0.592	0.300	AVRG	0.7
2,4-Dichlorophenol	0.331	0.351	0.200	AVRG	6.0
1,2,4-Trichlorobenzene	0.402	0.380	0.010	AVRG	-5.5
Naphthalene	1.189	1.159	0.700	AVRG	-2.5
Benzoic acid	0.318	0.324	0.010	AVRG	1.9
4-Chloroaniline	0.512	0.512	0.010	AVRG	0.0
Hexachlorobutadiene	0.225	0.223	0.010	AVRG	-0.9
4-Chloro-3-methylphenol	0.419	0.432	0.200	AVRG	3.1
2-Methylnaphthalene	0.648	0.648	0.400	AVRG	0.0
Hexachlorocyclopentadiene	25.00	22.29	0.050	LINR	-10.8
2,4,6-Trichlorophenol	0.427	0.438	0.200	AVRG	2.6
2,4,5-Trichlorophenol	0.437	0.457	0.200	AVRG	4.6
2-Chloronaphthalene	1.332	1.289	0.800	AVRG	-3.2
2-Nitroaniline	0.554	0.588	0.010	AVRG	6.1
Acenaphthylene	1.988	2.048	0.900	AVRG	3.0
Dimethylphthalate	1.459	1.428	0.010	AVRG	-2.1
2,6-Dinitrotoluene	0.317	0.320	0.200	AVRG	0.9
Acenaphthene	1.254	1.221	0.900	AVRG	-2.6
3-Nitroaniline	0.362	0.372	0.010	AVRG	2.8
2,4-Dinitrophenol	50.00	47.72	0.010	LINR	-4.6
Dibenzofuran	1.813	1.779	0.800	AVRG	-1.9

<- Exceeds QC limit of 20% D
* RF less than minimum RF

7C
SEMIVOLATILE 8270-D CONTINUING CALIBRATION CHECK

Lab Name: ANALYTICAL RESOURCES, INC

Client: ESC

ARI Job No: PB63

Project: JELD-WEN NORD DOOR

Instrument ID: NT6

Cont. Calib. Date: 06/16/09

Init. Calib. Date: 06/11/09

Cont. Calib. Time: 1154

COMPOUND	CalAmt or ARF	CC Amt or RF	MIN RRF	CURVE TYPE	%D or Drift
4-Nitrophenol	0.231	0.228	0.010	AVRG	-1.3
2,4-Dinitrotoluene	0.411	0.424	0.200	AVRG	3.2
Fluorene	1.482	1.505	0.900	AVRG	1.6
4-Chlorophenyl-phenylether	0.732	0.751	0.400	AVRG	2.6
Diethylphthalate	1.328	1.380	0.010	AVRG	3.9
4-Nitroaniline	0.322	0.354	0.010	AVRG	9.9
4,6-Dinitro-2-methylphenol	0.151	0.150	0.010	AVRG	-0.7
N-Nitrosodiphenylamine (1)	0.624	0.652	0.010	AVRG	4.5
4-Bromophenyl-phenylether	0.254	0.264	0.100	AVRG	3.9
Hexachlorobenzene	0.259	0.261	0.100	AVRG	0.8
Pentachlorophenol	0.119	0.130	0.050	AVRG	9.2
Phenanthrene	1.270	1.278	0.700	AVRG	0.6
Anthracene	1.287	1.299	0.700	AVRG	0.9
Carbazole	1.058	1.137	0.010	AVRG	7.5
Di-n-butylphthalate	1.265	1.366	0.010	AVRG	8.0
Fluoranthene	1.296	1.382	0.600	AVRG	6.6
Pyrene	1.657	1.690	0.600	AVRG	2.0
Butylbenzylphthalate	0.669	0.697	0.010	AVRG	4.2
Benzo (a) anthracene	1.476	1.452	0.800	AVRG	-1.6
3,3'-Dichlorobenzidine	0.541	0.539	0.010	AVRG	-0.4
Chrysene	1.414	1.414	0.700	AVRG	0.0
bis(2-Ethylhexyl)phthalate	0.620	0.670	0.010	AVRG	8.1
Di-n-octylphthalate	1.078	1.104	0.010	AVRG	2.4
Benzo (b) fluoranthene	1.449	1.512	0.700	AVRG	4.3
Benzo (k) fluoranthene	1.488	1.645	0.700	AVRG	10.6
Benzo (a) pyrene	1.312	1.355	0.700	AVRG	3.3
Indeno (1,2,3-cd) pyrene	1.749	1.621	0.500	AVRG	-7.3
Dibenzo (a,h) anthracene	1.328	1.276	0.400	AVRG	-3.9
Benzo (g,h,i) perylene	1.528	1.428	0.500	AVRG	-6.5
N-Nitrosodimethylamine	1.267	1.496	0.010	AVRG	18.1
Aniline	3.033	3.052	0.010	AVRG	0.6
Benzidine	0.759	0.617	0.010	AVRG	-18.7
Pyridine	2.174	2.551	0.010	AVRG	17.3
1-methylnaphthalene	0.620	0.612	0.010	AVRG	-1.3
Azobenzene (1,2-DP-Hydrazine)	2.126	2.216	0.010	AVRG	4.2

(1) Cannot be separated from Diphenylamine
 <- Exceeds QC limit of 20% D
 * RF less than minimum RF

7C
SEMIVOLATILE 8270-D CONTINUING CALIBRATION CHECK

Lab Name: ANALYTICAL RESOURCES, INC

Client: ESC

ARI Job No: PB63

Project: JELD-WEN NORD DOOR

Instrument ID: NT6

Cont. Calib. Date: 06/16/09

Init. Calib. Date: 06/11/09

Cont. Calib. Time: 1154

COMPOUND	CalAmt or ARF	CC Amt or RF	MIN RRF	CURVE TYPE	%D or Drift
2-Fluorophenol	1.649	1.643	0.010	AVRG	-0.4
Phenol-d5	2.214	2.382	0.010	AVRG	7.6
2-Chlorophenol-d4	1.349	1.388	0.010	AVRG	2.9
1,2-Dichlorobenzene-d4	0.996	0.978	0.010	AVRG	-1.8
Nitrobenzene-d5	0.614	0.578	0.010	AVRG	-5.9
2-Fluorobiphenyl	1.485	1.446	0.010	AVRG	-2.6
2,4,6-Tribromophenol	0.191	0.196	0.010	AVRG	2.6
Terphenyl-d14	1.068	1.081	0.010	AVRG	1.2

<- Exceeds QC limit of 20% D

* RF less than minimum RF

Analytical Resources, Inc.

CONTINUING CALIBRATION COMPOUNDS

Instrument ID: nt6.i Injection Date: 16-JUN-2009 11:54
 Lab File ID: cc0616.d Init. Cal. Date(s): 11-JUN-2009 11-JUN-2009
 Analysis Type: Init. Cal. Times: 10:27 14:21
 Lab Sample ID: ABN 25 Quant Type: ISTD
 Method: /chem1/nt6.i/20090616.b/SW846.m

COMPOUND	RF25		CCAL	MIN		MAX		CURVE TYPE
	RRF / AMOUNT	RF25	RRF25	RRF	%D / %DRIFT	%D / %DRIFT		
\$ 1 2-Fluorophenol	1.64888	1.64322	1.64322	0.010	-0.34313	20.00000	Averaged	
\$ 2 Phenol-d5	2.21423	2.38176	2.38176	0.010	7.56599	20.00000	Averaged	
3 Phenol	2.39148	2.49543	2.49543	0.800	4.34666	20.00000	Averaged	
\$ 5 2-Chlorophenol-d4	1.34927	1.38812	1.38812	0.010	2.87940	20.00000	Averaged	
4 Bis(2-Chloroethyl)ether	1.80520	1.87162	1.87162	0.700	3.67902	20.00000	Averaged	
6 2-Chlorophenol	1.51056	1.54517	1.54517	0.800	2.29095	20.00000	Averaged	
7 1,3-Dichlorobenzene	1.64456	1.64837	1.64837	0.010	0.23128	20.00000	Averaged	
9 1,4-Dichlorobenzene	1.64685	1.66733	1.66733	0.010	1.24371	20.00000	Averaged	
\$ 10 1,2-Dichlorobenzene-d4	0.99590	0.97798	0.97798	0.010	-1.79952	20.00000	Averaged	
12 1,2-Dichlorobenzene	1.61674	1.60254	1.60254	0.010	-0.87838	20.00000	Averaged	
11 Benzyl alcohol	1.11954	1.14922	1.14922	0.010	2.65055	20.00000	Averaged	
14 2,2'-oxybis(1-Chloropropane	2.23629	2.33062	2.33062	0.010	4.21829	20.00000	Averaged	
13 2-Methylphenol	1.56616	1.64135	1.64135	0.700	4.80084	20.00000	Averaged	
17 Hexachloroethane	0.76126	0.74806	0.74806	0.300	-1.73391	20.00000	Averaged	
16 N-Nitroso-di-n-propylamine	1.48460	1.53748	1.53748	0.500	3.56137	20.00000	Averaged	
15 4-Methylphenol	1.60085	1.72109	1.72109	0.600	7.51089	20.00000	Averaged	
\$ 18 Nitrobenzene-d5	0.61423	0.57818	0.57818	0.010	-5.86951	20.00000	Averaged	
19 Nitrobenzene	0.63760	0.60745	0.60745	0.200	-4.72840	20.00000	Averaged	
20 Isophorone	1.06632	1.05126	1.05126	0.400	-1.41220	20.00000	Averaged	
21 2-Nitrophenol	0.23226	0.23033	0.23033	0.100	-0.83096	20.00000	Averaged	
22 2,4-Dimethylphenol	0.50838	0.50318	0.50318	0.200	-1.02246	20.00000	Averaged	
23 Bis(2-Chloroethoxy)methane	0.58743	0.59190	0.59190	0.300	0.75953	20.00000	Averaged	
24 Benzoic acid	0.31769	0.32359	0.32359	0.010	1.85703	20.00000	Averaged	
25 2,4-Dichlorophenol	0.33104	0.35074	0.35074	0.200	5.94883	20.00000	Averaged	
26 1,2,4-Trichlorobenzene	0.40203	0.38037	0.38037	0.010	-5.38801	20.00000	Averaged	
28 Naphthalene	1.18895	1.15868	1.15868	0.700	-2.54597	20.00000	Averaged	
29 4-Chloroaniline	0.51258	0.51165	0.51165	0.010	-0.18073	20.00000	Averaged	
30 Hexachlorobutadiene	0.22490	0.22347	0.22347	0.010	-0.63505	20.00000	Averaged	
31 4-Chloro-3-methylphenol	0.41918	0.43239	0.43239	0.200	3.15145	20.00000	Averaged	
32 2-Methylnaphthalene	0.64767	0.64837	0.64837	0.400	0.10731	20.00000	Averaged	
33 Hexachlorocyclopentadiene	22.29311	25.00000	0.33853	0.050	-10.82757	20.00000	Linear	
34 2,4,6-Trichlorophenol	0.42677	0.43840	0.43840	0.200	2.72388	20.00000	Averaged	
35 2,4,5-Trichlorophenol	0.43744	0.45684	0.45684	0.200	4.43645	20.00000	Averaged	
\$ 36 2-Fluorobiphenyl	1.48556	1.44560	1.44560	0.010	-2.68944	20.00000	Averaged	
37 2-Chloronaphthalene	1.33131	1.28862	1.28862	0.800	-3.20638	20.00000	Averaged	

Analytical Resources, Inc.

CONTINUING CALIBRATION COMPOUNDS

Instrument ID: nt6.i Injection Date: 16-JUN-2009 11:54
 Lab File ID: cc0616.d Init. Cal. Date(s): 11-JUN-2009 11-JUN-2009
 Analysis Type: Init. Cal. Times: 10:27 14:21
 Lab Sample ID: ABN 25 Quant Type: ISTD
 Method: /chem1/nt6.i/20090616.b/SW846.m

COMPOUND	RF25		CCAL	MIN		MAX		CURVE TYPE
	RRF / AMOUNT	RF25	RRF25	RRF	%D / %DRIFT	%D / %DRIFT		
38 2-Nitroaniline	0.55374	0.58833	0.58833	0.010	6.24705	20.00000	Averaged	
39 Dimethylphthalate	1.45908	1.42846	1.42846	0.010	-2.09813	20.00000	Averaged	
40 Acenaphthylene	1.98779	2.04818	2.04818	0.900	3.03799	20.00000	Averaged	
41 2,6-Dinitrotoluene	0.31721	0.32027	0.32027	0.200	0.96287	20.00000	Averaged	
43 3-Nitroaniline	0.36218	0.37196	0.37196	0.010	2.69980	20.00000	Averaged	
44 Acenaphthene	1.25453	1.22071	1.22071	0.900	-2.69560	20.00000	Averaged	
45 2,4-Dinitrophenol	47.71527	50.00000	0.14344	0.010	-4.56947	20.00000	Linear	
46 Dibenzofuran	1.81264	1.77873	1.77873	0.800	-1.87090	20.00000	Averaged	
47 4-Nitrophenol	0.23096	0.22848	0.22848	0.010	-1.07237	20.00000	Averaged	
48 2,4-Dinitrotoluene	0.41136	0.42366	0.42366	0.200	2.98926	20.00000	Averaged	
50 Diethylphthalate	1.32808	1.37963	1.37963	0.010	3.88103	20.00000	Averaged	
49 Fluorene	1.48268	1.50486	1.50486	0.900	1.49580	20.00000	Averaged	
51 4-Chlorophenyl-phenylether	0.73178	0.75097	0.75097	0.400	2.62295	20.00000	Averaged	
52 4-Nitroaniline	0.32184	0.35360	0.35360	0.010	9.86869	20.00000	Averaged	
53 4,6-Dinitro-2-methylphenol	0.15061	0.15008	0.15008	0.010	-0.35227	20.00000	Averaged	
54 N-Nitrosodiphenylamine	0.62399	0.65191	0.65191	0.010	4.47404	20.00000	Averaged	
55 2,4,6-Tribromophenol	0.19070	0.19619	0.19619	0.010	2.88065	20.00000	Averaged	
56 4-Bromophenyl-phenylether	0.25435	0.26367	0.26367	0.100	3.66506	20.00000	Averaged	
57 Hexachlorobenzene	0.25960	0.26141	0.26141	0.100	0.69949	20.00000	Averaged	
58 Pentachlorophenol	0.11855	0.13026	0.13026	0.050	9.87457	20.00000	Averaged	
60 Phenanthrene	1.26944	1.27772	1.27772	0.700	0.65163	20.00000	Averaged	
61 Anthracene	1.28696	1.29867	1.29867	0.700	0.90967	20.00000	Averaged	
62 Carbazole	1.05757	1.13664	1.13664	0.010	7.47662	20.00000	Averaged	
63 Di-n-butylphthalate	1.26530	1.36650	1.36650	0.010	7.99777	20.00000	Averaged	
64 Fluoranthene	1.29603	1.38251	1.38251	0.600	6.67250	20.00000	Averaged	
65 Pyrene	1.65688	1.69055	1.69055	0.600	2.03205	20.00000	Averaged	
66 Terphenyl-d14	1.06822	1.08128	1.08128	0.010	1.22211	20.00000	Averaged	
67 Butylbenzylphthalate	0.66913	0.69670	0.69670	0.010	4.11924	20.00000	Averaged	
68 Benzo(a)anthracene	1.47614	1.45178	1.45178	0.800	-1.65042	20.00000	Averaged	
70 3,3'-Dichlorobenzidine	0.54114	0.53924	0.53924	0.010	-0.35128	20.00000	Averaged	
71 Chrysene	1.41342	1.41456	1.41456	0.700	0.08044	20.00000	Averaged	
72 bis(2-Ethylhexyl)phthalate	0.62030	0.66981	0.66981	0.010	7.98212	20.00000	Averaged	
73 Di-n-octylphthalate	1.07807	1.10384	1.10384	0.010	2.39012	20.00000	Averaged	
74 Benzo(b)fluoranthene	1.44932	1.51212	1.51212	0.700	4.33327	20.00000	Averaged	
75 Benzo(k)fluoranthene	1.48861	1.64528	1.64528	0.700	10.52423	20.00000	Averaged	

Analytical Resources, Inc.

CONTINUING CALIBRATION COMPOUNDS

Instrument ID: nt6.i Injection Date: 16-JUN-2009 11:54
 Lab File ID: cc0616.d Init. Cal. Date(s): 11-JUN-2009 11-JUN-2009
 Analysis Type: Init. Cal. Times: 10:27 14:21
 Lab Sample ID: ABN 25 Quant Type: ISTD
 Method: /chem1/nt6.i/20090616.b/SW846.m

COMPOUND	RRF / AMOUNT	RF25	CCAL RRF25	MIN RRF	%D / %DRIFT	MAX %D / %DRIFT	CURVE TYPE
76 Benzo(a)pyrene	1.31197	1.35481	1.35481	0.700	3.26534	20.00000	Averaged
78 Indeno(1,2,3-cd)pyrene	1.74895	1.62072	1.62072	0.500	-7.33180	20.00000	Averaged
79 Dibenzo(a,h)anthracene	1.32780	1.27658	1.27658	0.400	-3.85763	20.00000	Averaged
80 Benzo(g,h,i)perylene	1.52850	1.42833	1.42833	0.500	-6.55359	20.00000	Averaged
90 N-Nitrosodimethylamine	1.26712	1.49562	1.49562	0.010	18.03273	20.00000	Averaged
103 Pyridine	2.17356	2.55064	2.55064	0.010	17.34841	20.00000	Averaged
91 Aniline	3.03313	3.05198	3.05198	0.010	0.62159	20.00000	Averaged
105 1-methylnaphthalene	0.62025	0.61237	0.61237	0.010	-1.27029	20.00000	Averaged
93 Benzidine	0.75925	0.61728	0.61728	0.010	-18.69931	20.00000	Averaged
111 Azobenzene (1,2-DP-Hydrazin	2.12542	2.21588	2.21588	0.010	4.25609	20.00000	Averaged
143 1,4-Dioxane	0.85388	++++	++++	0.010	++++	20.00000	Averaged <-
§ 137 d8-1,4-Dioxane	0.90996	0.00177	0.00177	0.010	-100	20.00000	Averaged <-
144 alpha-Terpineol	0.35971	0.36054	0.36054	0.010	0.22909	20.00000	Averaged
98 Retene	0.53946	0.55102	0.55102	0.010	2.14381	20.00000	Averaged
133 Butylatedhydroxytoluene	1.15351	1.09410	1.09410	0.010	-5.15093	20.00000	Averaged
115 Tributyl Phosphate	1.19585	1.24437	1.24437	0.010	4.05736	20.00000	Averaged
116 Dibutyl Phenyl Phosphate	0.62176	0.67151	0.67151	0.010	8.00096	20.00000	Averaged
117 Butyl Diphenyl Phosphate	0.34951	0.35666	0.35666	0.010	2.04351	20.00000	Averaged
118 Triphenyl Phosphate	0.22411	0.22288	0.22288	0.010	-0.54871	20.00000	Averaged
123 Acetophenone	2.18776	2.21296	2.21296	0.010	1.15214	20.00000	Averaged
179 n-Decane	1.85815	1.82140	1.82140	0.010	-1.97746	20.00000	Averaged
180 n-Octadecane	0.64476	0.64171	0.64171	0.010	-0.47333	20.00000	Averaged
168 Pentachlorobenzene	0.53063	0.53425	0.53425	0.010	0.68211	20.00000	Averaged
113 Diphenyl Oxide	0.90394	0.88709	0.88709	0.010	-1.86401	20.00000	Averaged
112 Biphenyl	1.79614	1.76208	1.76208	0.010	-1.89624	20.00000	Averaged

Analytical Resources, Inc.

Semivolatiles Report SW846 Method 8270D

Data file : /chem1/nt6.i/20090616.b/cc0616.d
 Lab Smp Id: ABN 25
 Inj Date : 16-JUN-2009 11:54
 Operator : LJR/VTS
 Smp Info : ABN 25
 Misc Info :
 Comment : 1ul Injection
 Method : /chem1/nt6.i/20090616.b/SW846.m
 Meth Date : 17-Jun-2009 11:03 jeff
 Cal Date : 11-JUN-2009 14:21
 Als bottle: 1
 Dil Factor: 1.00000
 Integrator: HP RTE
 Target Version: 3.50

Inst ID: nt6.i
 Quant Type: ISTD
 Cal File: 0050611a.d
 Continuing Calibration Sample
 Compound Sublist: ICAL.sub

LJR
6/17/09

Compounds	QUANT	SIG	RT	EXP RT	REL RT	RESPONSE	AMOUNTS	
							CAL-AMT (ug/mL)	ON-COL (ug/mL)
\$ 1 2-Fluorophenol	112		4.638	4.638	(0.689)	217712	25.0000	24.91
\$ 2 Phenol-d5	99		6.428	6.428	(0.955)	315562	25.0000	26.89
3 Phenol	94		6.444	6.444	(0.957)	330623	25.0000	26.09
\$ 5 2-Chlorophenol-d4	132		6.438	6.438	(0.956)	183914	25.0000	25.72
4 Bis(2-Chloroethyl)ether	93		6.444	6.444	(0.957)	247973	25.0000	25.92
6 2-Chlorophenol	128		6.465	6.465	(0.960)	204721	25.0000	25.57
7 1,3-Dichlorobenzene	146		6.662	6.662	(0.990)	218394	25.0000	25.06
* 8 1,4-Dichlorobenzene-d4	152		6.732	6.732	(1.000)	105993	20.0000	
9 1,4-Dichlorobenzene	146		6.759	6.759	(1.004)	220907	25.0000	25.31
\$ 10 1,2-Dichlorobenzene-d4	152		7.036	7.036	(1.045)	129574	25.0000	24.55
12 1,2-Dichlorobenzene	146		7.052	7.052	(1.048)	212323	25.0000	24.78
11 Benzyl alcohol	108		7.084	7.084	(1.052)	152261	25.0000	25.66
14 2,2'-oxybis(1-Chloropropane)	45		7.351	7.351	(1.092)	308787	25.0000	26.05
13 2-Methylphenol	108		7.384	7.384	(1.097)	217464	25.0000	26.20
17 Hexachloroethane	117		7.544	7.544	(1.121)	99112	25.0000	24.57
16 N-Nitroso-di-n-propylamine	70		7.576	7.576	(1.125)	203702	25.0000	25.89
15 4-Methylphenol	108		7.629	7.629	(1.133)	228029	25.0000	26.88
\$ 18 Nitrobenzene-d5	82		7.704	7.704	(0.864)	269608	25.0000	23.53
19 Nitrobenzene	77		7.731	7.731	(0.867)	283257	25.0000	23.82
20 Isophorone	82		8.131	8.131	(0.912)	490209	25.0000	24.65
21 2-Nitrophenol	139		8.254	8.254	(0.926)	107405	25.0000	24.79
22 2,4-Dimethylphenol	107		8.452	8.452	(0.948)	234634	25.0000	24.74
23 Bis(2-Chloroethoxy)methane	93		8.575	8.575	(0.962)	276004	25.0000	25.19
24 Benzoic acid	105		8.799	8.799	(0.987)	301782	50.0000	50.93
25 2,4-Dichlorophenol	162		8.671	8.671	(0.972)	163550	25.0000	26.49
26 1,2,4-Trichlorobenzene	180		8.767	8.767	(0.983)	177367	25.0000	23.65
* 27 Naphthalene-d8	136		8.804	8.804	(1.000)	373044	20.0000	

(H)

Compounds	QUANT SIG				RESPONSE	AMOUNTS	
	MASS	RT	EXP RT	REL RT		CAL-AMT (ug/mL)	ON-COL (ug/mL)
28 Naphthalene	128	8.836	8.836	(0.991)	540296	25.0000	24.36
29 4-Chloroaniline	127	9.023	9.023	(1.012)	238585	25.0000	24.95
30 Hexachlorobutadiene	225	9.183	9.183	(1.030)	104204	25.0000	24.84
31 4-Chloro-3-methylphenol	107	9.899	9.899	(1.110)	201627	25.0000	25.79
32 2-Methylnaphthalene	141	9.958	9.958	(1.117)	302337	25.0000	25.03(H)
33 Hexachlorocyclopentadiene	237	10.342	10.342	(0.889)	91065	25.0000	22.29
34 2,4,6-Trichlorophenol	196	10.503	10.503	(0.903)	117929	25.0000	25.68
35 2,4,5-Trichlorophenol	196	10.567	10.567	(0.908)	122891	25.0000	26.11
\$ 36 2-Fluorobiphenyl	172	10.626	10.626	(0.913)	388869	25.0000	24.33
37 2-Chloronaphthalene	162	10.722	10.722	(0.922)	346640	25.0000	24.20
38 2-Nitroaniline	65	10.989	10.989	(0.944)	158262	25.0000	26.56
39 Dimethylphthalate	163	11.389	11.389	(0.979)	384258	25.0000	24.48
40 Acenaphthylene	152	11.384	11.384	(0.978)	550962	25.0000	25.76
41 2,6-Dinitrotoluene	165	11.469	11.469	(0.986)	86152	25.0000	25.24
* 42 Acenaphthene-d10	164	11.635	11.635	(1.000)	215201	20.0000	
43 3-Nitroaniline	138	11.667	11.667	(1.003)	100058	25.0000	25.67
44 Acenaphthene	153	11.683	11.683	(1.004)	328372	25.0000	24.33
45 2,4-Dinitrophenol	184	11.838	11.838	(1.017)	77172	50.0000	47.72
46 Dibenzofuran	168	11.950	11.950	(1.027)	478480	25.0000	24.53
47 4-Nitrophenol	109	12.068	12.068	(1.037)	61461	25.0000	24.73
48 2,4-Dinitrotoluene	165	12.084	12.084	(1.039)	113964	25.0000	25.75
50 Diethylphthalate	149	12.543	12.543	(1.078)	371121	25.0000	25.97
49 Fluorene	166	12.495	12.495	(1.074)	404808	25.0000	25.37
51 4-Chlorophenyl-phenylether	204	12.554	12.554	(1.079)	202013	25.0000	25.66
52 4-Nitroaniline	138	12.650	12.650	(1.087)	95120	25.0000	27.47
53 4,6-Dinitro-2-methylphenol	198	12.730	12.730	(0.912)	130280	50.0000	49.82
54 N-Nitrosodiphenylamine	169	12.773	12.773	(0.915)	282946	25.0000	26.12
\$ 55 2,4,6-Tribromophenol	330	12.917	12.917	(1.110)	52776	25.0000	25.72
56 4-Bromophenyl-phenylether	248	13.317	13.317	(0.954)	114442	25.0000	25.92
57 Hexachlorobenzene	284	13.504	13.504	(0.967)	113461	25.0000	25.17
58 Pentachlorophenol	266	13.825	13.825	(0.990)	56536	25.0000	27.47
* 59 Phenanthrene-d10	188	13.964	13.964	(1.000)	347222	20.0000	
60 Phenanthrene	178	14.001	14.001	(1.003)	554564	25.0000	25.16
61 Anthracene	178	14.071	14.071	(1.008)	563658	25.0000	25.23
62 Carbazole	167	14.386	14.386	(1.030)	493334	25.0000	26.87
63 Di-n-butylphthalate	149	15.165	15.165	(1.086)	593098	25.0000	27.00
64 Fluoranthene	202	15.903	15.903	(1.139)	600046	25.0000	26.67
65 Pyrene	202	16.239	16.239	(0.892)	604723	25.0000	25.51
\$ 66 Terphenyl-d14	244	16.613	16.613	(0.912)	386783	25.0000	25.31
67 Butylbenzylphthalate	149	17.532	17.532	(0.963)	249215	25.0000	26.03
68 Benzo(a)anthracene	228	18.183	18.183	(0.999)	519315	25.0000	24.59
* 69 Chrysene-d12	240	18.210	18.210	(1.000)	286167	20.0000	
70 3,3'-Dichlorobenzidine	252	18.242	18.242	(1.002)	192891	25.0000	24.91
71 Chrysene	228	18.247	18.247	(1.002)	505999	25.0000	25.02
72 bis(2-Ethylhexyl)phthalate	149	18.557	18.557	(0.952)	335856	25.0000	27.00
* 134 Di-n-octylphthalate-d4	153	19.486	19.486	(1.000)	401133	20.0000	
73 Di-n-octylphthalate	149	19.492	19.492	(1.000)	553481	25.0000	25.60

Compounds	QUANT SIG				RESPONSE	AMOUNTS		
	MASS	RT	EXP RT	REL RT		CAL-AMT (ug/mL)	ON-COL (ug/mL)	
74 Benzo(b)fluoranthene	252	19.812	19.812	(0.975)	478890	25.0000	26.08	
75 Benzo(k)fluoranthene	252	19.844	19.844	(0.976)	521061	25.0000	27.63	
76 Benzo(a)pyrene	252	20.245	20.245	(0.996)	429069	25.0000	25.82	
* 77 Perylene-d12	264	20.325	20.325	(1.000)	253361	20.0000		
78 Indeno(1,2,3-cd)pyrene	276	21.660	21.660	(1.066)	513283	25.0000	23.17	
79 Dibenzo(a,h)anthracene	278	21.698	21.698	(1.068)	404295	25.0000	24.04	
80 Benzo(g,h,i)perylene	276	21.954	21.954	(1.080)	452353	25.0000	23.36	
90 N-Nitrosodimethylamine	74	1.818	1.818	(0.270)	198156	25.0000	29.51	
103 Pyridine	79	1.807	1.807	(0.268)	337937	25.0000	29.34	
91 Aniline	93	6.289	6.289	(0.934)	404361	25.0000	25.16	
105 1-methylnaphthalene	141	10.124	10.124	(1.135)	285551	25.0000	24.68	
93 Benzidine	184	16.202	16.202	(0.890)	220805	25.0000	20.33	
111 Azobenzene (1,2-DP-Hydrazine)	77	12.799	12.799	(1.100)	596075	25.0000	26.06	
143 1,4-Dioxane	88	Compound Not Detected.						
\$ 137 d8-1,4-Dioxane	96	Compound Not Detected.						
144 alpha-Terpineol	59	8.911	8.911	(0.999)	168121	25.0000	25.06 (H)	
98 Retene	219	16.837	16.837	(0.925)	197106	25.0000	25.54	
133 Butylatedhydroxytoluene	205	11.881	11.881	(1.021)	294313	25.0000	23.71	
115 Tributyl Phosphate	99	12.949	12.949	(0.927)	540089	25.0000	26.01	
116 Dibutyl Phenyl Phosphate	175	14.621	14.621	(1.047)	291453	25.0000	27.00	
117 Butyl Diphenyl Phosphate	94	16.260	16.260	(0.893)	127579	25.0000	25.51	
118 Triphenyl Phosphate	326	17.825	17.825	(0.979)	79726	25.0000	24.86	
123 Acetophenone	105	7.480	7.480	(1.111)	293198	25.0000	25.29	
179 n-Decane	57	6.630	6.630	(0.985)	241320	25.0000	24.51	
180 n-Octadecane	57	14.023	14.023	(1.004)	278521	25.0000	24.88	
168 Pentachlorobenzene	250	11.993	11.993	(1.031)	143713	25.0000	25.17	
113 Diphenyl Oxide	170	10.946	10.946	(0.941)	238628	25.0000	24.53	
112 Biphenyl	154	10.743	10.743	(0.923)	474003	25.0000	24.53	

QC Flag Legend

H - Operator selected an alternate compound hit.

Analytical Resources, Inc.

INTERNAL STANDARD COMPOUNDS
 AREA AND RT SUMMARY

Instrument ID: nt6.i
 Lab File ID: cc0616.d
 Lab Smp Id: ABN 25
 Analysis Type: SV
 Quant Type: ISTD
 Operator: LJR/VTS
 Method File: /chem1/nt6.i/20090616.b/SW846.m
 Misc Info:

Calibration Date: 16-JUN-2009
 Calibration Time: 11:54

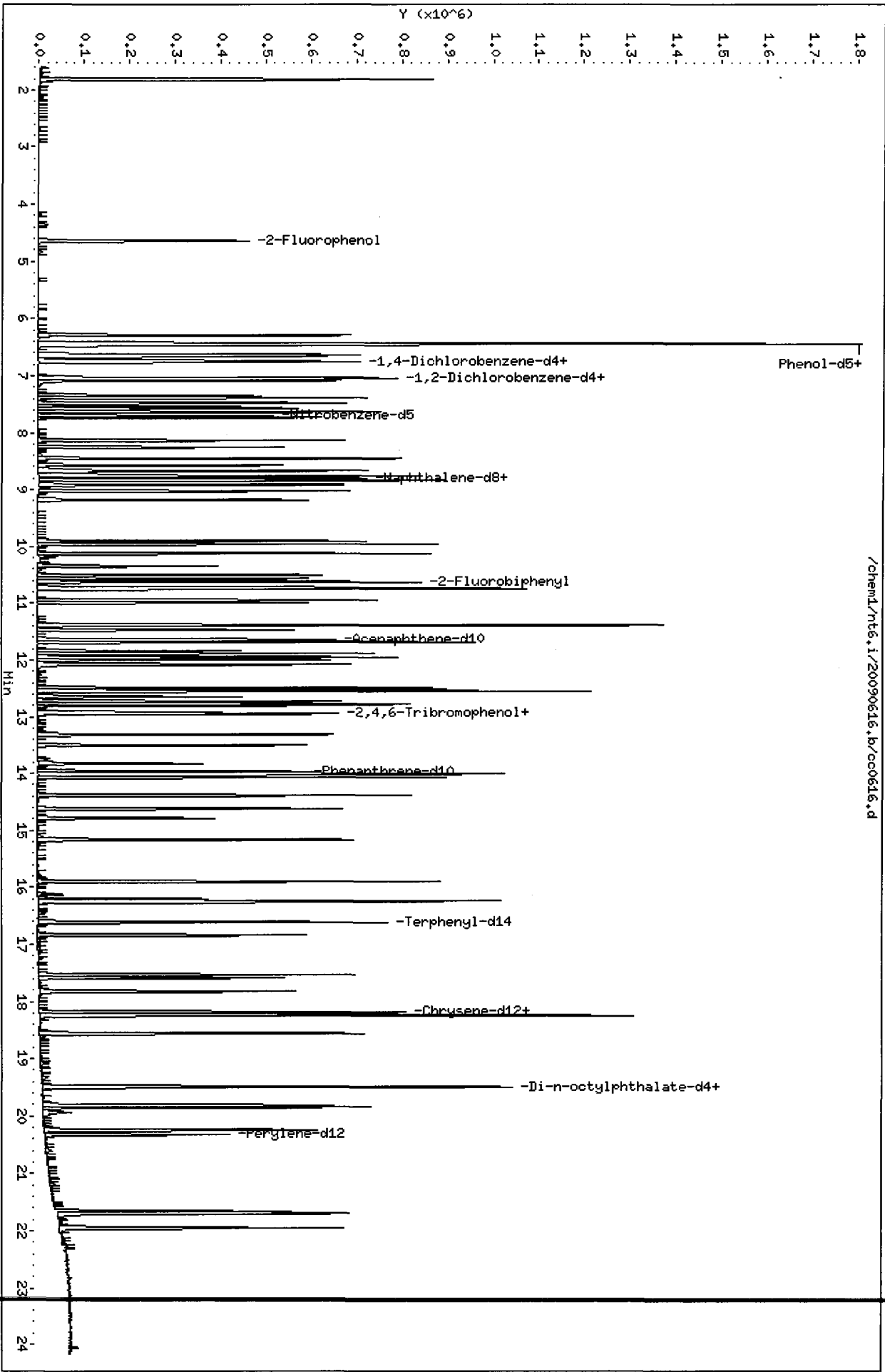
Level:
 Sample Type:

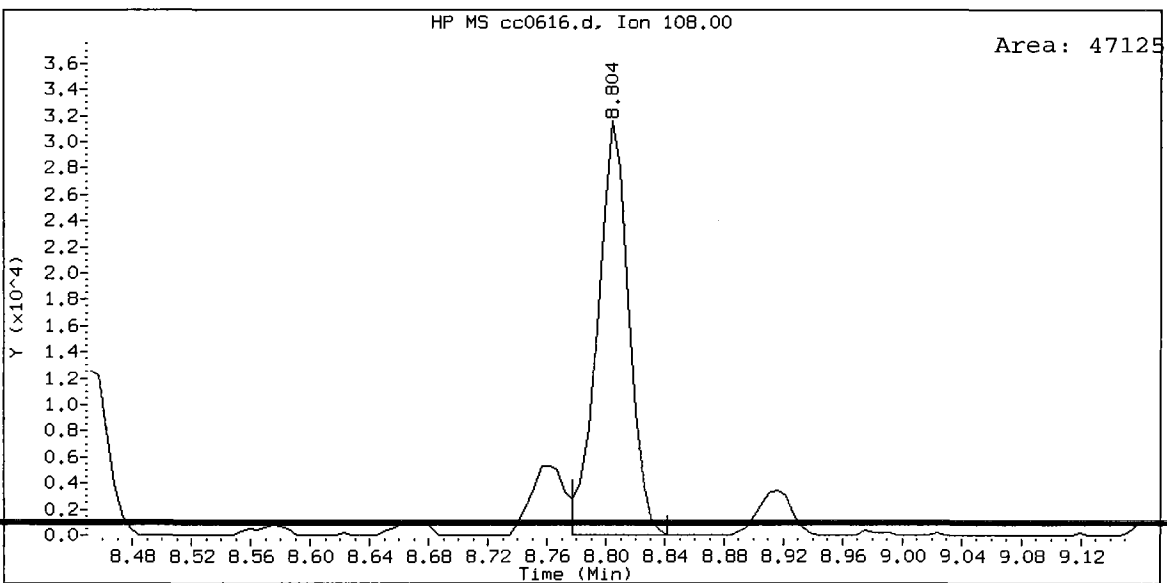
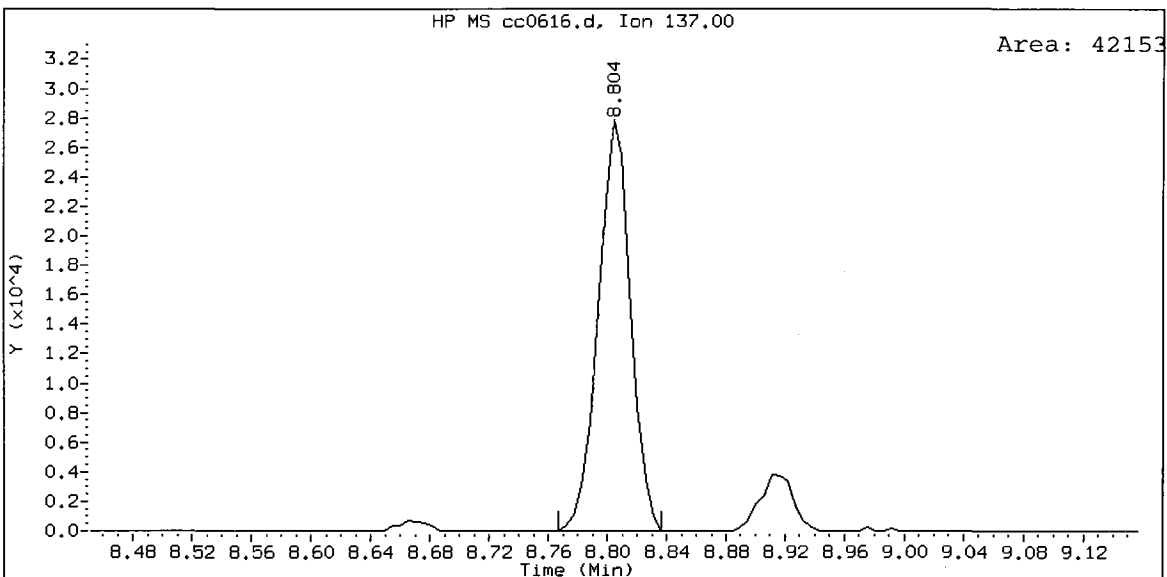
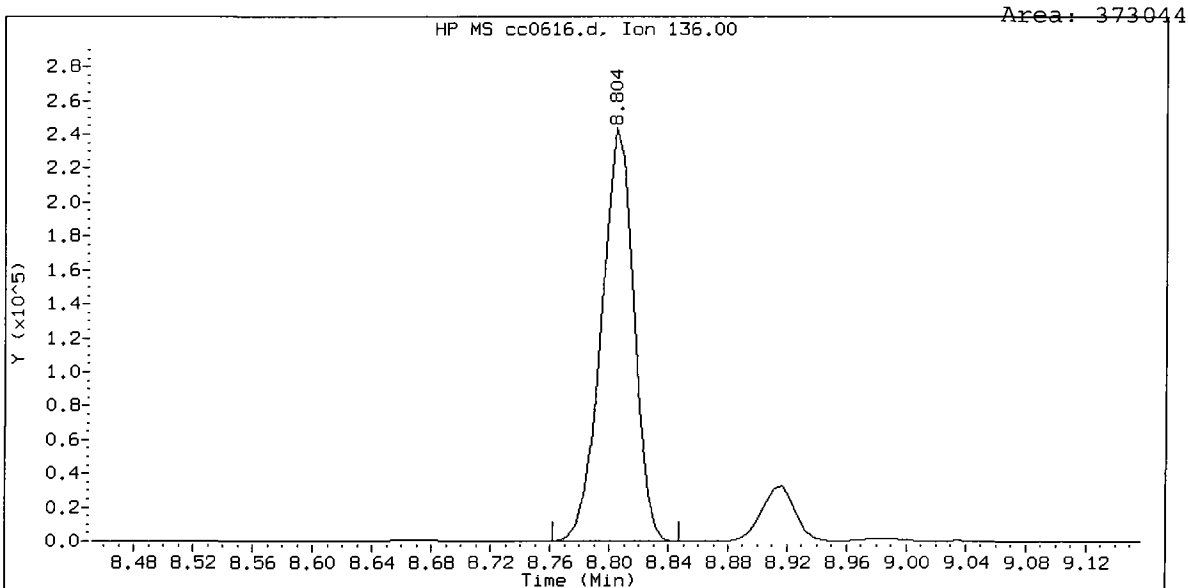
Test Mode:
 Use Initial Calibration Level 4.

COMPOUND	STANDARD	AREA LIMIT		SAMPLE	%DIFF
		LOWER	UPPER		
8 1,4-Dichlorobenze	112389	56194	224778	105993	-5.69
27 Naphthalene-d8	384492	192246	768984	373044	-2.98
42 Acenaphthene-d10	217478	108739	434956	215201	-1.05
59 Phenanthrene-d10	336594	168297	673188	347222	3.16
69 Chrysene-d12	247160	123580	494320	286167	15.78
134 Di-n-octylphthala	347036	173518	694072	401133	15.59
77 Perylene-d12	232938	116469	465876	253361	8.77

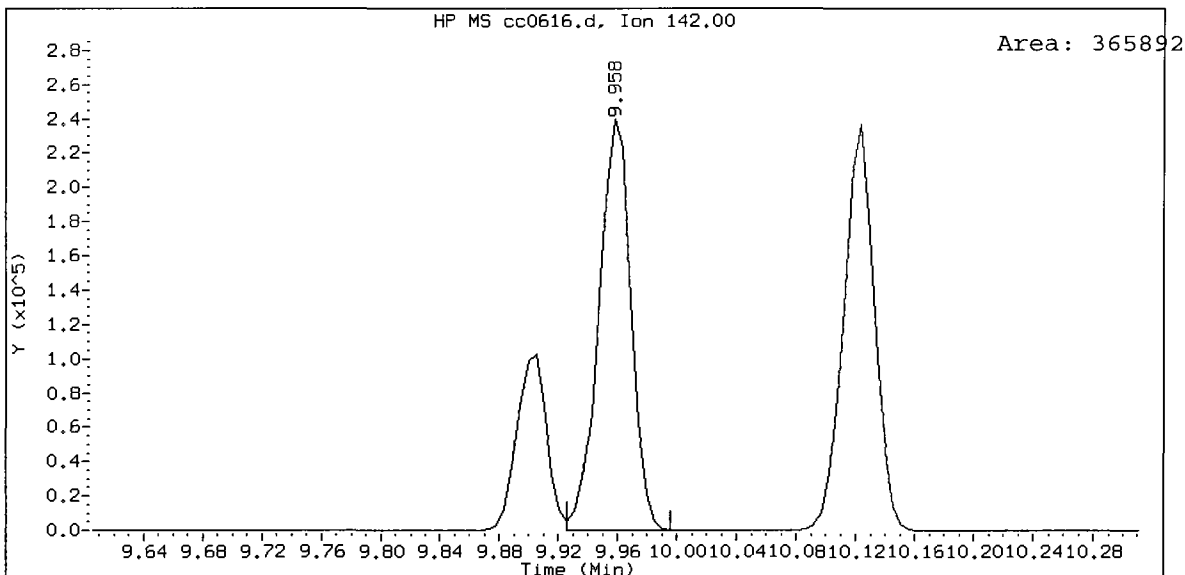
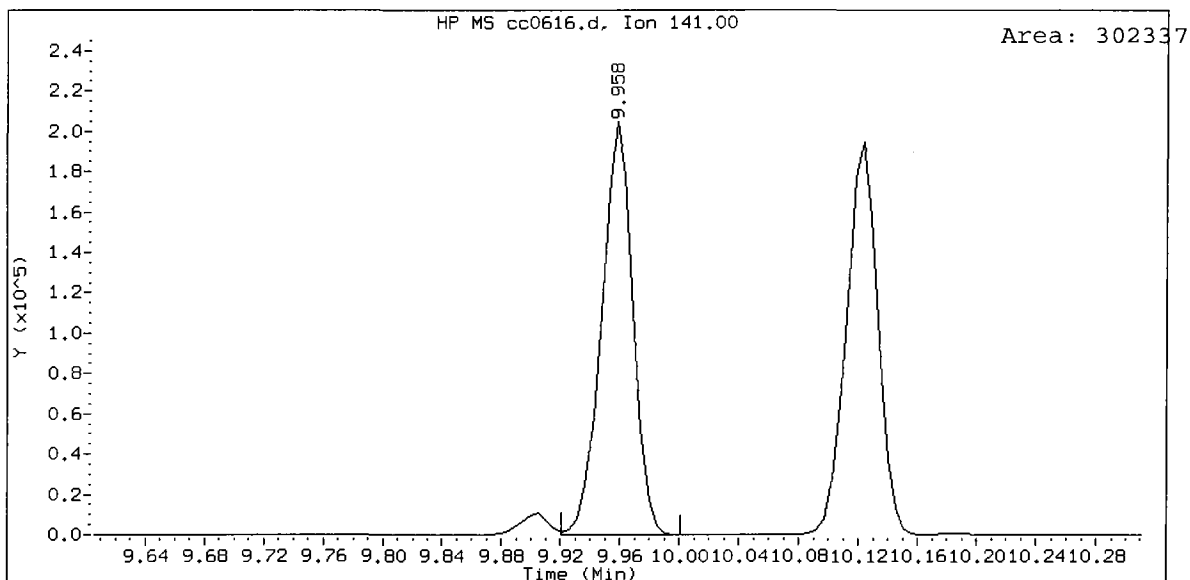
COMPOUND	STANDARD	RT LIMIT		SAMPLE	%DIFF
		LOWER	UPPER		
8 1,4-Dichlorobenze	6.73	6.23	7.23	6.73	0.00
27 Naphthalene-d8	8.80	8.30	9.30	8.80	0.00
42 Acenaphthene-d10	11.64	11.14	12.14	11.64	0.00
59 Phenanthrene-d10	13.96	13.46	14.46	13.96	0.00
69 Chrysene-d12	18.21	17.71	18.71	18.21	0.00
134 Di-n-octylphthala	19.49	18.99	19.99	19.49	0.00
77 Perylene-d12	20.32	19.82	20.82	20.32	0.00

AREA UPPER LIMIT = +100% of internal standard area.
 AREA LOWER LIMIT = - 50% of internal standard area.
 RT UPPER LIMIT = + 0.50 minutes of internal standard RT.
 RT LOWER LIMIT = - 0.50 minutes of internal standard RT.

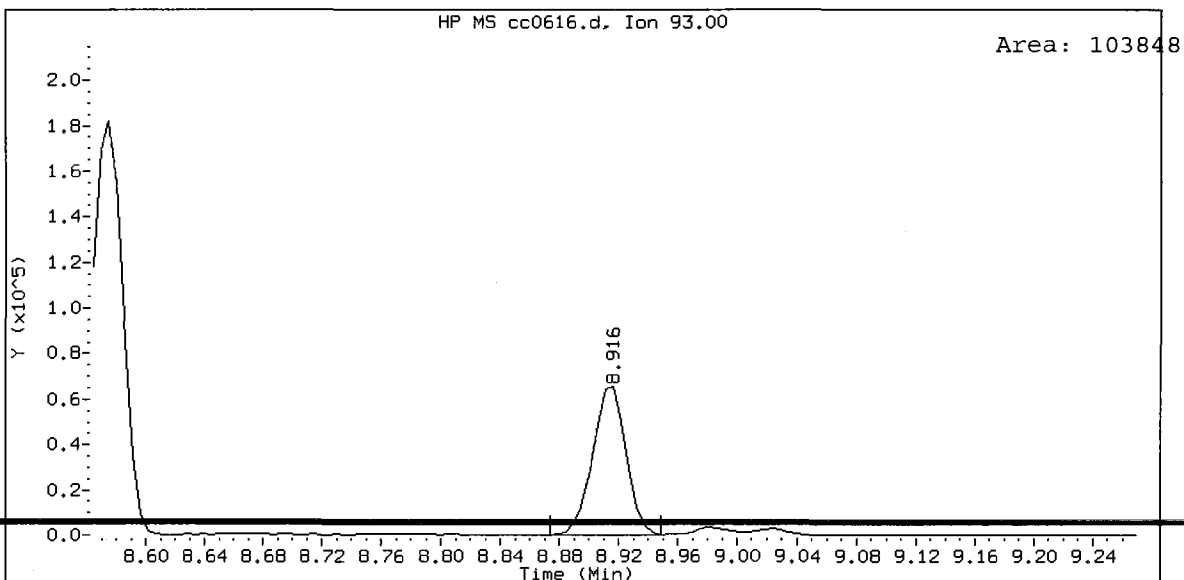
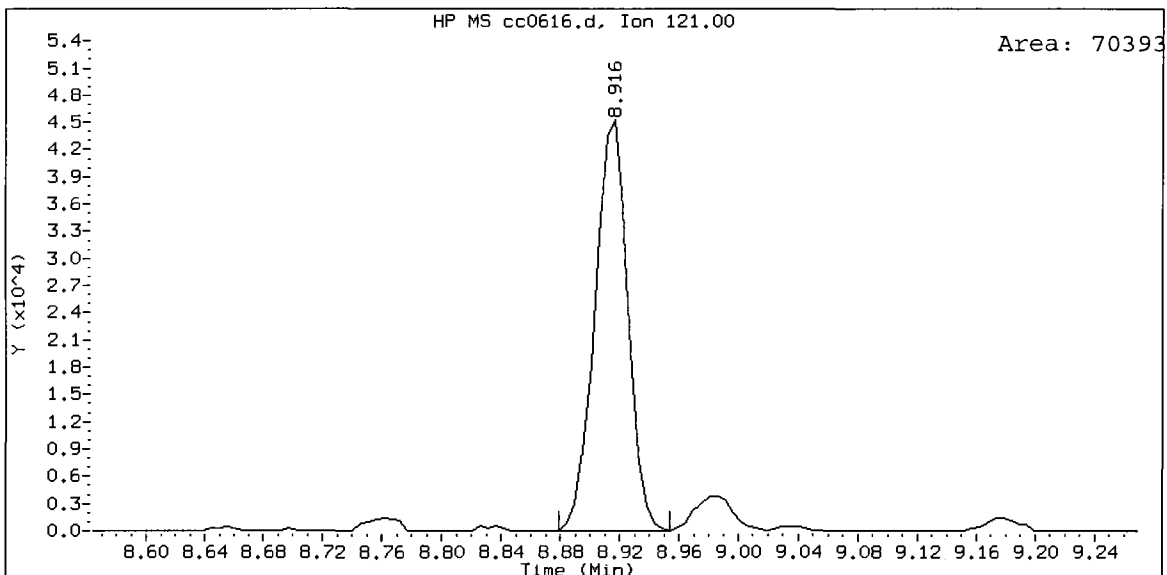
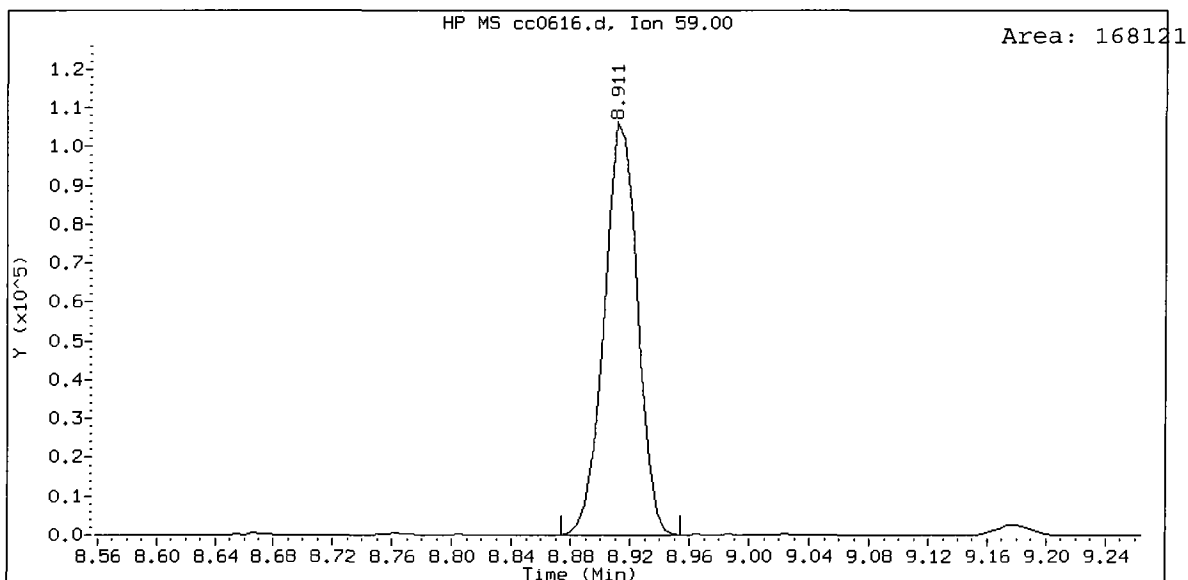




ABN 25, /chem1/nt6.i/20090616.b/cc0616.d
2-Methylnaphthalene Amount: 25.03



ABN 25, /chem1/nt6.i/20090616.b/cc0616.d
alpha-Terpineol Amount: 25.06



Analytical Resources Inc.
ABN by sw846 8270C
DDT Breakdown Report

Data file: /chem1/nt6.i/20090616.b/ddt.b/cc0616.d
Method: /chem1/nt6.i/20090616.b/ddt.b/sw846ddt.m
Analysis Date: 16-JUN-2009 11:54

ARI ID:
Misc:
Instrument: nt6.i

COMPOUND	RT	AREA
Pentachlorophenol	13.825	56536
Benzidine	16.202	220805
4,4'-DDE	----	----
4,4'-DDD	17.126	2336
4,4'-DDT	17.585	166311

LTK
6/17/09

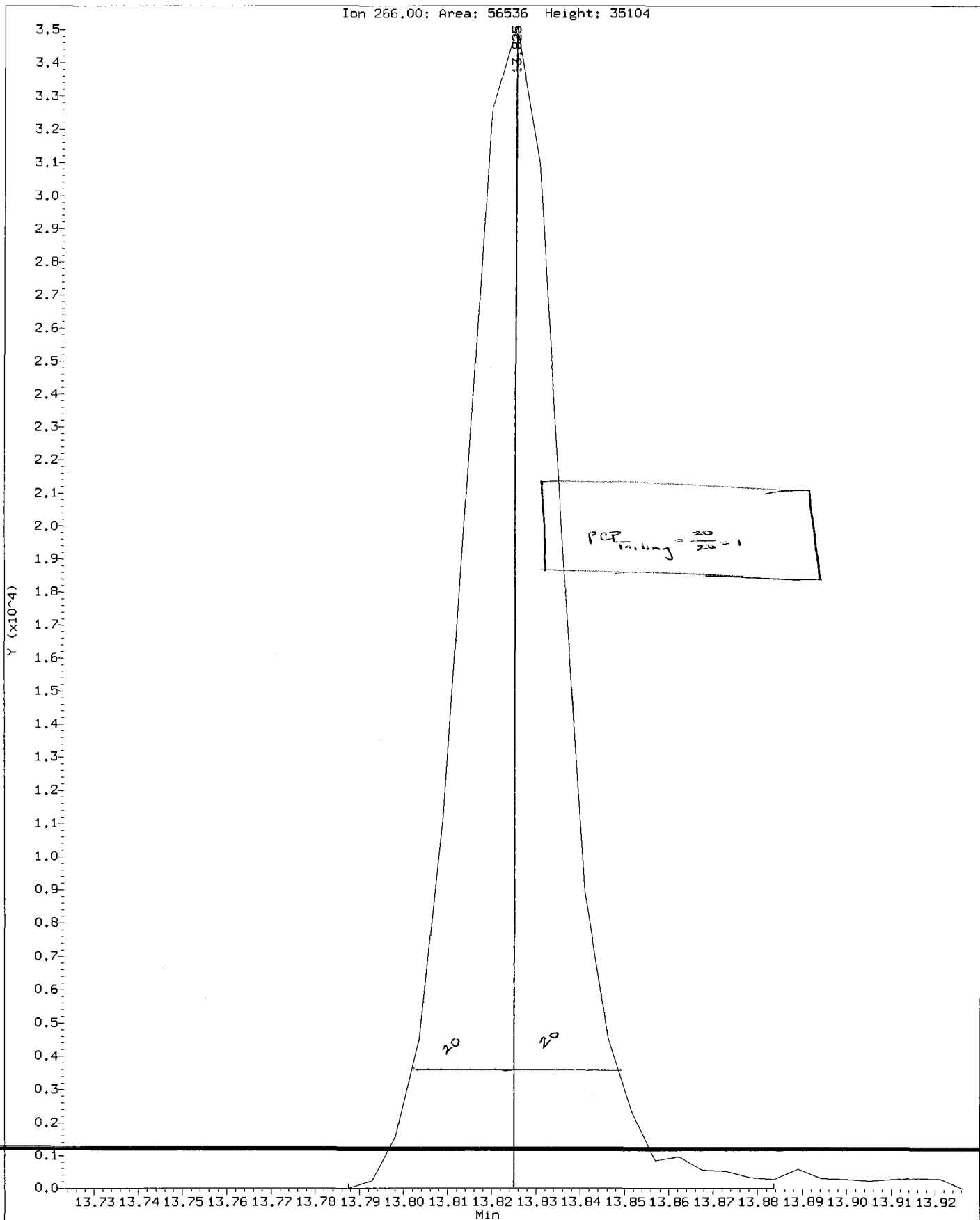
$$\text{DDT Percent Breakdown} = \frac{(\text{DDE Area} + \text{DDD Area}) * 100}{(\text{DDE Area} + \text{DDD Area} + \text{DDT Area})}$$

$$\text{DDT Percent Breakdown} = \frac{(0 + 2336) * 100}{(0 + 2336 + 166311)}$$

$$\text{DDT Percent Breakdown} = \boxed{1.4 \%}$$

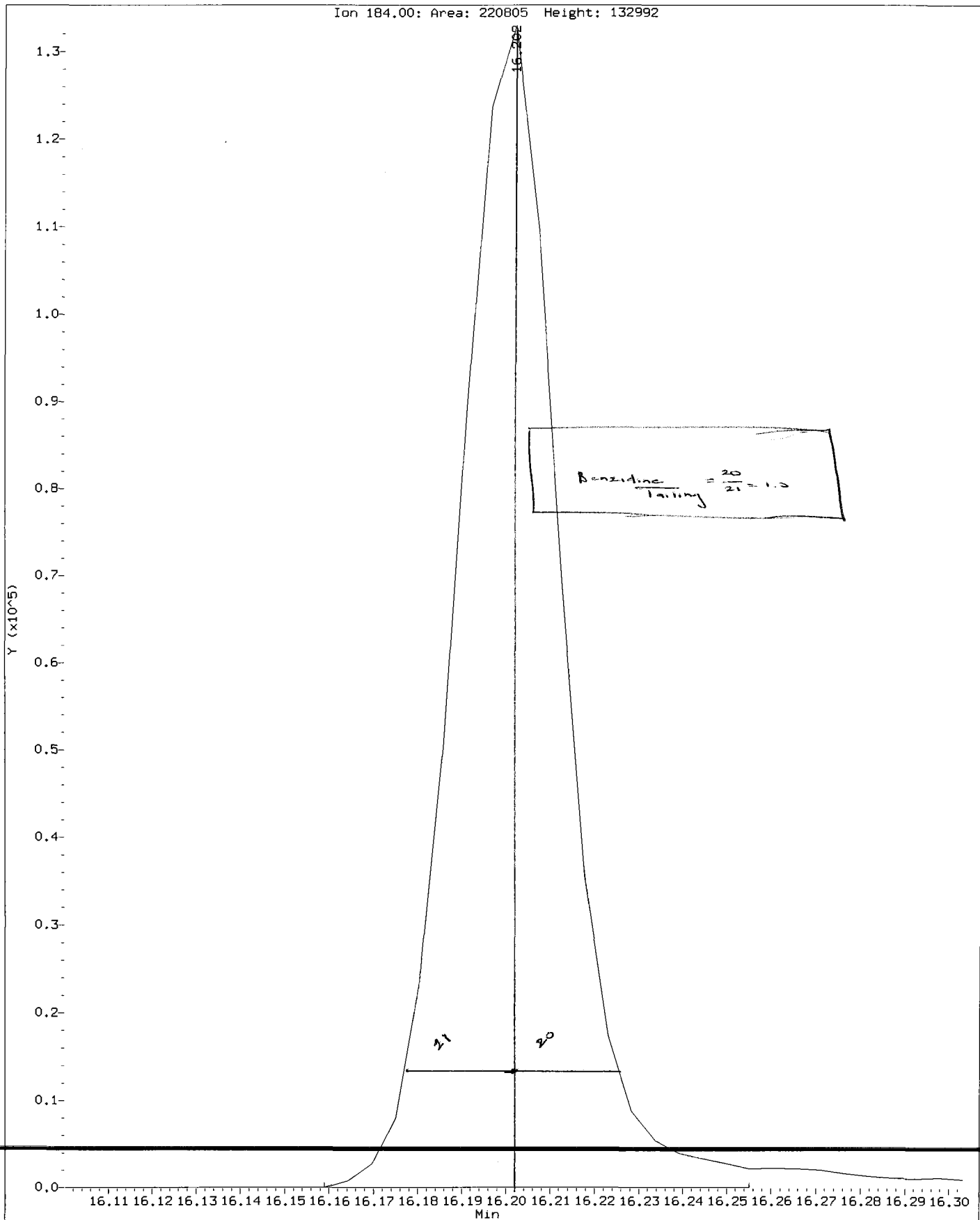
Data File: /chem1/nt6.i/20090616.b/ddt.b/cc0616.d
Injection Date: 16-JUN-2009 11:54
Instrument: nt6.i
Client Sample ID:

Compound: Pentachlorophenol
CAS Number: 87-86-5



Data File: /chem1/nt6.i/20090616.b/ddt.b/cc0616.d
Injection Date: 16-JUN-2009 11:54
Instrument: nt6.i
Client Sample ID:

Compound: Benzidine
CAS Number:



SEMIVOLATILE 8270-D CONTINUING CALIBRATION CHECK

Lab Name: ANALYTICAL RESOURCES, INC

Client: ESC

ARI Job No: PB63

Project: JELD-WEN NORD DOOR

Instrument ID: NT6

Cont. Calib. Date: 06/17/09

Init. Calib. Date: 06/11/09

Cont. Calib. Time: 1344

COMPOUND	CalAmt or ARF	CC Amt or RF	MIN RRF	CURVE TYPE	%D or Drift
Phenol	2.392	2.408	0.800	AVRG	0.7
Bis(2-Chloroethyl) ether	1.805	1.829	0.700	AVRG	1.3
2-Chlorophenol	1.510	1.569	0.800	AVRG	3.9
1,3-Dichlorobenzene	1.644	1.659	0.010	AVRG	0.9
1,4-Dichlorobenzene	1.647	1.654	0.010	AVRG	0.4
1,2-Dichlorobenzene	1.616	1.627	0.010	AVRG	0.7
Benzyl alcohol	1.120	1.123	0.010	AVRG	0.3
2,2'-oxybis(1-Chloropropane)	2.236	2.265	0.010	AVRG	1.3
2-Methylphenol	1.566	1.558	0.700	AVRG	-0.5
Hexachloroethane	0.761	0.731	0.300	AVRG	-3.9
N-Nitroso-di-n-propylamine	1.484	1.430	0.500	AVRG	-3.6
4-Methylphenol	1.601	1.653	0.600	AVRG	3.2
Nitrobenzene	0.638	0.600	0.200	AVRG	-6.0
Isophorone	1.066	1.030	0.400	AVRG	-3.4
2-Nitrophenol	0.232	0.229	0.100	AVRG	-1.3
2,4-Dimethylphenol	0.508	0.492	0.200	AVRG	-3.1
Bis(2-Chloroethoxy)methane	0.588	0.587	0.300	AVRG	-0.2
2,4-Dichlorophenol	0.331	0.353	0.200	AVRG	6.6
1,2,4-Trichlorobenzene	0.402	0.389	0.010	AVRG	-3.2
Naphthalene	1.189	1.163	0.700	AVRG	-2.2
Benzoic acid	0.318	0.258	0.010	AVRG	-18.9
4-Chloroaniline	0.512	0.492	0.010	AVRG	-3.9
Hexachlorobutadiene	0.225	0.224	0.010	AVRG	-0.4
4-Chloro-3-methylphenol	0.419	0.401	0.200	AVRG	-4.3
2-Methylnaphthalene	0.648	0.636	0.400	AVRG	-1.8
Hexachlorocyclopentadiene	25.00	20.60	0.050	LINR	-17.6
2,4,6-Trichlorophenol	0.427	0.442	0.200	AVRG	3.5
2,4,5-Trichlorophenol	0.437	0.438	0.200	AVRG	0.2
2-Chloronaphthalene	1.332	1.306	0.800	AVRG	-2.0
2-Nitroaniline	0.554	0.551	0.010	AVRG	-0.5
Acenaphthylene	1.988	2.039	0.900	AVRG	2.6
Dimethylphthalate	1.459	1.384	0.010	AVRG	-5.1
2,6-Dinitrotoluene	0.317	0.312	0.200	AVRG	-1.6
Acenaphthene	1.254	1.208	0.900	AVRG	-3.7
3-Nitroaniline	0.362	0.341	0.010	AVRG	-5.8
2,4-Dinitrophenol	50.00	45.20	0.010	LINR	-9.6
Dibenzofuran	1.813	1.744	0.800	AVRG	-3.8

<- Exceeds QC limit of 20% D

* RF less than minimum RF

7C
SEMIVOLATILE 8270-D CONTINUING CALIBRATION CHECK

Lab Name: ANALYTICAL RESOURCES, INC

Client: ESC

ARI Job No: PB63

Project: JELD-WEN NORD DOOR

Instrument ID: NT6

Cont. Calib. Date: 06/17/09

Init. Calib. Date: 06/11/09

Cont. Calib. Time: 1344

COMPOUND	CalAmt or ARF	CC Amt or RF	MIN RRF	CURVE TYPE	%D or Drift
=====	=====	=====	=====	=====	=====
4-Nitrophenol	0.231	0.178	0.010	AVRG	-22.9 <-
2,4-Dinitrotoluene	0.411	0.392	0.200	AVRG	-4.6
Fluorene	1.482	1.441	0.900	AVRG	-2.8
4-Chlorophenyl-phenylether	0.732	0.722	0.400	AVRG	-1.4
Diethylphthalate	1.328	1.340	0.010	AVRG	0.9
4-Nitroaniline	0.322	0.288	0.010	AVRG	-10.6
4,6-Dinitro-2-methylphenol	0.151	0.151	0.010	AVRG	0.0
N-Nitrosodiphenylamine (1)	0.624	0.649	0.010	AVRG	4.0
4-Bromophenyl-phenylether	0.254	0.262	0.100	AVRG	3.1
Hexachlorobenzene	0.259	0.264	0.100	AVRG	1.9
Pentachlorophenol	0.119	0.106	0.050	AVRG	-10.9
Phenanthrene	1.270	1.280	0.700	AVRG	0.8
Anthracene	1.287	1.294	0.700	AVRG	0.5
Carbazole	1.058	1.072	0.010	AVRG	1.3
Di-n-butylphthalate	1.265	1.335	0.010	AVRG	5.5
Fluoranthene	1.296	1.320	0.600	AVRG	1.8
Pyrene	1.657	1.824	0.600	AVRG	10.1
Butylbenzylphthalate	0.669	0.711	0.010	AVRG	6.3
Benzo (a) anthracene	1.476	1.456	0.800	AVRG	-1.4
3,3'-Dichlorobenzidine	0.541	0.530	0.010	AVRG	-2.0
Chrysene	1.414	1.410	0.700	AVRG	-0.3
bis(2-Ethylhexyl)phthalate	0.620	0.657	0.010	AVRG	6.0
Di-n-octylphthalate	1.078	1.096	0.010	AVRG	1.7
Benzo (b) fluoranthene	1.449	1.498	0.700	AVRG	3.4
Benzo (k) fluoranthene	1.488	1.515	0.700	AVRG	1.8
Benzo (a) pyrene	1.312	1.334	0.700	AVRG	1.7
Indeno (1,2,3-cd) pyrene	1.749	1.779	0.500	AVRG	1.7
Dibenzo (a,h) anthracene	1.328	1.360	0.400	AVRG	2.4
Benzo (g,h,i) perylene	1.528	1.602	0.500	AVRG	4.8
N-Nitrosodimethylamine	1.267	1.882	0.010	AVRG	48.5 <-
Aniline	3.033	1.829	0.010	AVRG	-39.7 <-
Benzidine	0.759	0.537	0.010	AVRG	-29.2 <-
Pyridine	2.174	3.190	0.010	AVRG	46.7 <-
1-methylnaphthalene	0.620	0.594	0.010	AVRG	-4.2
Azobenzene (1,2-DP-Hydrazine	2.126	2.153	0.010	AVRG	1.3
=====	=====	=====	=====	=====	=====

(1) Cannot be separated from Diphenylamine
 <- Exceeds QC limit of 20% D
 * RF less than minimum RF

SEMIVOLATILE 8270-D CONTINUING CALIBRATION CHECK

Lab Name: ANALYTICAL RESOURCES, INC

Client: ESC

ARI Job No: PB63

Project: JELD-WEN NORD DOOR

Instrument ID: NT6

Cont. Calib. Date: 06/17/09

Init. Calib. Date: 06/11/09

Cont. Calib. Time: 1344

COMPOUND	CalAmt or ARF	CC Amt or RF	MIN RRF	CURVE TYPE	%D or Drift
2-Fluorophenol	1.649	1.615	0.010	AVRG	-2.1
Phenol-d5	2.214	2.358	0.010	AVRG	6.5
2-Chlorophenol-d4	1.349	1.362	0.010	AVRG	1.0
1,2-Dichlorobenzene-d4	0.996	0.999	0.010	AVRG	0.3
Nitrobenzene-d5	0.614	0.581	0.010	AVRG	-5.4
2-Fluorobiphenyl	1.485	1.496	0.010	AVRG	0.7
2,4,6-Tribromophenol	0.191	0.174	0.010	AVRG	-8.9
Terphenyl-d14	1.068	1.126	0.010	AVRG	5.4

<- Exceeds QC limit of 20% D

* RF less than minimum RF

Analytical Resources, Inc.

CONTINUING CALIBRATION COMPOUNDS

Instrument ID: nt6.i Injection Date: 17-JUN-2009 13:44
 Lab File ID: cc0617.d Init. Cal. Date(s): 11-JUN-2009 11-JUN-2009
 Analysis Type: Init. Cal. Times: 10:27 14:21
 Lab Sample ID: ABN 25 Quant Type: ISTD
 Method: /chem1/nt6.i/20090617.b/SW846.m

COMPOUND	RRF / AMOUNT	RF25	CCAL RRF25	MIN RRF	%D / %DRIFT	MAX %D / %DRIFT	CURVE TYPE
\$ 1 2-Fluorophenol	1.64888	1.61542	1.61542	0.010	-2.02904	20.00000	Averaged
\$ 2 Phenol-d5	2.21423	2.35769	2.35769	0.010	6.47927	20.00000	Averaged
3 Phenol	2.39148	2.40780	2.40780	0.800	0.68240	20.00000	Averaged
\$ 5 2-Chlorophenol-d4	1.34927	1.36236	1.36236	0.010	0.97027	20.00000	Averaged
4 Bis(2-Chloroethyl) ether	1.80520	1.82895	1.82895	0.700	1.31527	20.00000	Averaged
6 2-Chlorophenol	1.51056	1.56922	1.56922	0.800	3.88354	20.00000	Averaged
7 1,3-Dichlorobenzene	1.64456	1.65874	1.65874	0.010	0.86187	20.00000	Averaged
9 1,4-Dichlorobenzene	1.64685	1.65393	1.65393	0.010	0.42965	20.00000	Averaged
\$ 10 1,2-Dichlorobenzene-d4	0.99590	0.99883	0.99883	0.010	0.29402	20.00000	Averaged
12 1,2-Dichlorobenzene	1.61674	1.62721	1.62721	0.010	0.64704	20.00000	Averaged
11 Benzyl alcohol	1.11954	1.12304	1.12304	0.010	0.31273	20.00000	Averaged
14 2,2'-oxybis(1-Chloropropane	2.23629	2.26519	2.26519	0.010	1.29234	20.00000	Averaged
13 2-Methylphenol	1.56616	1.55813	1.55813	0.700	-0.51267	20.00000	Averaged
17 Hexachloroethane	0.76126	0.73091	0.73091	0.300	-3.98704	20.00000	Averaged
16 N-Nitroso-di-n-propylamine	1.48460	1.43009	1.43009	0.500	-3.67203	20.00000	Averaged
15 4-Methylphenol	1.60085	1.65317	1.65317	0.600	3.26851	20.00000	Averaged
\$ 18 Nitrobenzene-d5	0.61423	0.58086	0.58086	0.010	-5.43291	20.00000	Averaged
19 Nitrobenzene	0.63760	0.59960	0.59960	0.200	-5.95906	20.00000	Averaged
20 Isophorone	1.06632	1.03009	1.03009	0.400	-3.39807	20.00000	Averaged
21 2-Nitrophenol	0.23226	0.22879	0.22879	0.100	-1.49294	20.00000	Averaged
22 2,4-Dimethylphenol	0.50838	0.49234	0.49234	0.200	-3.15386	20.00000	Averaged
23 Bis(2-Chloroethoxy)methane	0.58743	0.58687	0.58687	0.300	-0.09606	20.00000	Averaged
24 Benzoic acid	0.31769	0.25852	0.25852	0.010	-18.62384	20.00000	Averaged
25 2,4-Dichlorophenol	0.33104	0.35307	0.35307	0.200	6.65237	20.00000	Averaged
26 1,2,4-Trichlorobenzene	0.40203	0.38904	0.38904	0.010	-3.23079	20.00000	Averaged
28 Naphthalene	1.18895	1.16347	1.16347	0.700	-2.14309	20.00000	Averaged
29 4-Chloroaniline	0.51258	0.49171	0.49171	0.010	-4.07076	20.00000	Averaged
30 Hexachlorobutadiene	0.22490	0.22417	0.22417	0.010	-0.32391	20.00000	Averaged
31 4-Chloro-3-methylphenol	0.41918	0.40100	0.40100	0.200	-4.33876	20.00000	Averaged
32 2-Methylnaphthalene	0.64767	0.63651	0.63651	0.400	-1.72413	20.00000	Averaged
33 Hexachlorocyclopentadiene	20.60348	25.00000	0.31287	0.050	-17.58607	20.00000	Linear
34 2,4,6-Trichlorophenol	0.42677	0.44249	0.44249	0.200	3.68421	20.00000	Averaged
35 2,4,5-Trichlorophenol	0.43744	0.43818	0.43818	0.200	0.16942	20.00000	Averaged
\$ 36 2-Fluorobiphenyl	1.48556	1.49653	1.49653	0.010	0.73852	20.00000	Averaged
37 2-Chloronaphthalene	1.33131	1.30658	1.30658	0.800	-1.85695	20.00000	Averaged

Analytical Resources, Inc.

CONTINUING CALIBRATION COMPOUNDS

Instrument ID: nt6.i Injection Date: 17-JUN-2009 13:44
 Lab File ID: cc0617.d Init. Cal. Date(s): 11-JUN-2009 11-JUN-2009
 Analysis Type: Init. Cal. Times: 10:27 14:21
 Lab Sample ID: ABN 25 Quant Type: ISTD
 Method: /chem1/nt6.i/20090617.b/SW846.m

COMPOUND	RRF / AMOUNT	RP25	CCAL RRF25	MIN RRF	%D / %DRIFT	MAX %D / %DRIFT	CURVE TYPE
38 2-Nitroaniline	0.55374	0.55070	0.55070	0.010	-0.54881	20.00000	Averaged
39 Dimethylphthalate	1.45908	1.38364	1.38364	0.010	-5.16981	20.00000	Averaged
40 Acenaphthylene	1.98779	2.03872	2.03872	0.900	2.56203	20.00000	Averaged
41 2,6-Dinitrotoluene	0.31721	0.31184	0.31184	0.200	-1.69371	20.00000	Averaged
43 3-Nitroaniline	0.36218	0.34149	0.34149	0.010	-5.71440	20.00000	Averaged
44 Acenaphthene	1.25453	1.20782	1.20782	0.900	-3.72324	20.00000	Averaged
45 2,4-Dinitrophenol	45.20165	50.00000	0.13351	0.010	-9.59670	20.00000	Linear
46 Dibenzofuran	1.81264	1.74411	1.74411	0.800	-3.78078	20.00000	Averaged
47 4-Nitrophenol	0.23096	0.17846	0.17846	0.010	-22.72919	20.00000	Averaged
48 2,4-Dinitrotoluene	0.41136	0.39228	0.39228	0.200	-4.63829	20.00000	Averaged
50 Diethylphthalate	1.32808	1.33959	1.33959	0.010	0.86679	20.00000	Averaged
49 Fluorene	1.48268	1.44143	1.44143	0.900	-2.78176	20.00000	Averaged
51 4-Chlorophenyl-phenylether	0.73178	0.72217	0.72217	0.400	-1.31390	20.00000	Averaged
52 4-Nitroaniline	0.32184	0.28840	0.28840	0.010	-10.39030	20.00000	Averaged
53 4,6-Dinitro-2-methylphenol	0.15061	0.15147	0.15147	0.010	0.56662	20.00000	Averaged
54 N-Nitrosodiphenylamine	0.62399	0.64948	0.64948	0.010	4.08508	20.00000	Averaged
\$ 55 2,4,6-Tribromophenol	0.19070	0.17459	0.17459	0.010	-8.44620	20.00000	Averaged
56 4-Bromophenyl-phenylether	0.25435	0.26205	0.26205	0.100	3.02591	20.00000	Averaged
57 Hexachlorobenzene	0.25960	0.26369	0.26369	0.100	1.57434	20.00000	Averaged
58 Pentachlorophenol	0.11855	0.10624	0.10624	0.050	-10.38912	20.00000	Averaged
60 Phenanthrene	1.26944	1.28032	1.28032	0.700	0.85679	20.00000	Averaged
61 Anthracene	1.28696	1.29407	1.29407	0.700	0.55238	20.00000	Averaged
62 Carbazole	1.05757	1.07155	1.07155	0.010	1.32178	20.00000	Averaged
63 Di-n-butylphthalate	1.26530	1.33497	1.33497	0.010	5.50568	20.00000	Averaged
64 Fluoranthene	1.29603	1.32006	1.32006	0.600	1.85445	20.00000	Averaged
65 Pyrene	1.65688	1.82445	1.82445	0.600	10.11358	20.00000	Averaged
\$ 66 Terphenyl-d14	1.06822	1.12578	1.12578	0.010	5.38758	20.00000	Averaged
67 Butylbenzylphthalate	0.66913	0.71135	0.71135	0.010	6.30921	20.00000	Averaged
68 Benzo(a)anthracene	1.47614	1.45646	1.45646	0.800	-1.33363	20.00000	Averaged
70 3,3'-Dichlorobenzidine	0.54114	0.52985	0.52985	0.010	-2.08572	20.00000	Averaged
71 Chrysene	1.41342	1.40973	1.40973	0.700	-0.26066	20.00000	Averaged
72 bis(2-Ethylhexyl)phthalate	0.62030	0.65680	0.65680	0.010	5.88476	20.00000	Averaged
73 Di-n-octylphthalate	1.07807	1.09550	1.09550	0.010	1.61721	20.00000	Averaged
74 Benzo(b)fluoranthene	1.44932	1.49841	1.49841	0.700	3.38719	20.00000	Averaged
75 Benzo(k)fluoranthene	1.48861	1.51477	1.51477	0.700	1.75722	20.00000	Averaged

Analytical Resources, Inc.

CONTINUING CALIBRATION COMPOUNDS

Instrument ID: nt6.i Injection Date: 17-JUN-2009 13:44
 Lab File ID: cc0617.d Init. Cal. Date(s): 11-JUN-2009 11-JUN-2009
 Analysis Type: Init. Cal. Times: 10:27 14:21
 Lab Sample ID: ABN 25 Quant Type: ISTD
 Method: /chem1/nt6.i/20090617.b/SW846.m

COMPOUND	RRF / AMOUNT	RF25	CCAL RRF25	MIN RRF	%D / %DRIFT	MAX %D / %DRIFT	CURVE TYPE
76 Benzo(a)pyrene	1.31197	1.33438	1.33438	0.700	1.70861	20.00000	Averaged
78 Indeno(1,2,3-cd)pyrene	1.74895	1.77901	1.77901	0.500	1.71895	20.00000	Averaged
79 Dibenzo(a,h)anthracene	1.32780	1.35968	1.35968	0.400	2.40059	20.00000	Averaged
80 Benzo(g,h,i)perylene	1.52850	1.60244	1.60244	0.500	4.83719	20.00000	Averaged
90 N-Nitrosodimethylamine	1.26712	1.88176	1.88176	0.010	48.50685	20.00000	Averaged <-
103 Pyridine	2.17356	3.18980	3.18980	0.010	46.75487	20.00000	Averaged <-
91 Aniline	3.03313	1.82895	1.82895	0.010	-39.70097	20.00000	Averaged <-
105 1-methylnaphthalene	0.62025	0.59428	0.59428	0.010	-4.18714	20.00000	Averaged
93 Benzidine	0.75925	0.53743	0.53743	0.010	-29.21597	20.00000	Averaged <-
111 Azobenzene (1,2-DP-Hydrazin	2.12542	2.15286	2.15286	0.010	1.29105	20.00000	Averaged
143 1,4-Dioxane	0.85388	0.00077	0.00077	0.010	-100	20.00000	Averaged <-
137 d8-1,4-Dioxane	0.90996	0.00197	0.00197	0.010	-100	20.00000	Averaged <-
144 alpha-Terpineol	0.35971	0.35705	0.35705	0.010	-0.74095	20.00000	Averaged
98 Retene	0.53946	0.57343	0.57343	0.010	6.29672	20.00000	Averaged
133 Butylatedhydroxytoluene	1.15351	1.07745	1.07745	0.010	-6.59367	20.00000	Averaged
115 Tributyl Phosphate	1.19585	1.24918	1.24918	0.010	4.46008	20.00000	Averaged
116 Dibutyl Phenyl Phosphate	0.62176	0.62418	0.62418	0.010	0.38884	20.00000	Averaged
117 Butyl Diphenyl Phosphate	0.34951	0.36620	0.36620	0.010	4.77478	20.00000	Averaged
118 Triphenyl Phosphate	0.22411	0.22582	0.22582	0.010	0.76391	20.00000	Averaged
123 Acetophenone	2.18776	2.12903	2.12903	0.010	-2.68444	20.00000	Averaged
179 n-Decane	1.85815	1.83063	1.83063	0.010	-1.48092	20.00000	Averaged
180 n-Octadecane	0.64476	0.66337	0.66337	0.010	2.88525	20.00000	Averaged
168 Pentachlorobenzene	0.53063	0.51405	0.51405	0.010	-3.12484	20.00000	Averaged
113 Diphenyl Oxide	0.90394	0.89309	0.89309	0.010	-1.20066	20.00000	Averaged
112 Biphenyl	1.79614	1.80601	1.80601	0.010	0.54949	20.00000	Averaged

Analytical Resources, Inc.

Semivolatiles Report SW846 Method 8270D

Data file : /chem1/nt6.i/20090617.b/cc0617.d
 Lab Smp Id: ABN 25
 Inj Date : 17-JUN-2009 13:44
 Operator : LJR/VTS
 Smp Info : ABN 25
 Misc Info :
 Comment : 1ul Injection
 Method : /chem1/nt6.i/20090617.b/SW846.m
 Meth Date : 18-Jun-2009 10:17 jeff
 Cal Date : 11-JUN-2009 14:21
 Als bottle: 1
 Dil Factor: 1.00000
 Integrator: HP RTE
 Target Version: 3.50

Inst ID: nt6.i
 Quant Type: ISTD
 Cal File: 0050611a.d
 Continuing Calibration Sample
 Compound Sublist: ICAL.sub

*LJR
6/18/09*

Compounds	QUANT SIG	MASS	RT	EXP RT	REL RT	RESPONSE	AMOUNTS	
							CAL-AMT (ug/mL)	ON-COL (ug/mL)
\$ 1 2-Fluorophenol		112	4.443	4.443 (0.646)	156520	25.0000	24.49	
\$ 2 Phenol-d5		99	6.275	6.275 (0.913)	228440	25.0000	26.62	
3 Phenol		94	6.296	6.296 (0.916)	233295	25.0000	25.17	
\$ 5 2-Chlorophenol-d4		132	6.275	6.275 (0.913)	132001	25.0000	25.24	
4 Bis(2-Chloroethyl) ether		93	6.286	6.286 (0.915)	177209	25.0000	25.33	
6 2-Chlorophenol		128	6.302	6.302 (0.917)	152044	25.0000	25.97	
7 1,3-Dichlorobenzene		146	6.494	6.494 (0.945)	160717	25.0000	25.22 (MH)	
* 8 1,4-Dichlorobenzene-d4		152	6.569	6.569 (1.000)	77513	20.0000	(H)	
9 1,4-Dichlorobenzene		146	6.596	6.596 (0.960)	160251	25.0000	25.11 (H)	
\$ 10 1,2-Dichlorobenzene-d4		152	6.873	6.873 (1.046)	96778	25.0000	25.07 (M)	
12 1,2-Dichlorobenzene		146	6.895	6.895 (1.003)	157662	25.0000	25.16	
11 Benzyl alcohol		108	6.932	6.932 (1.055)	108813	25.0000	25.08 (M)	
14 2,2'-oxybis(1-Chloropropane)		45	7.199	7.199 (1.047)	219477	25.0000	25.32	
13 2-Methylphenol		108	7.242	7.242 (1.054)	150969	25.0000	24.87 (H)	
17 Hexachloroethane		117	7.386	7.386 (1.075)	70819	25.0000	24.00	
16 N-Nitroso-di-n-propylamine		70	7.423	7.423 (1.080)	138563	25.0000	24.08	
15 4-Methylphenol		108	7.487	7.487 (1.089)	160178	25.0000	25.82	
\$ 18 Nitrobenzene-d5		82	7.546	7.546 (0.861)	189673	25.0000	23.64	
19 Nitrobenzene		77	7.573	7.573 (0.864)	195793	25.0000	23.51	
20 Isophorone		82	7.979	7.979 (0.910)	336362	25.0000	24.15	
21 2-Nitrophenol		139	8.102	8.102 (0.924)	74710	25.0000	24.63	
22 2,4-Dimethylphenol		107	8.310	8.310 (0.948)	160768	25.0000	24.21	
23 Bis(2-Chloroethoxy)methane		93	8.422	8.422 (0.961)	191635	25.0000	24.98	
24 Benzoic acid		105	8.614	8.614 (0.983)	168835	50.0000	40.69	
25 2,4-Dichlorophenol		162	8.518	8.518 (0.972)	115289	25.0000	26.66	
26 1,2,4-Trichlorobenzene		180	8.609	8.609 (0.982)	127036	25.0000	24.19	
* 27 Naphthalene-d8		136	8.646	8.646 (1.000)	261230	20.0000	(H)	

Compounds	QUANT SIG				RESPONSE	AMOUNTS	
	MASS	RT	EXP RT	REL RT		CAL-AMT (ug/mL)	ON-COL (ug/mL)
28 Naphthalene	128	8.679	8.679	(0.990)	379915	25.0000	24.46
29 4-Chloroaniline	127	8.871	8.871	(1.012)	160562	25.0000	23.98
30 Hexachlorobutadiene	225	9.026	9.026	(1.030)	73199	25.0000	24.92
31 4-Chloro-3-methylphenol	107	9.752	9.752	(1.113)	130940	25.0000	23.92
32 2-Methylnaphthalene	141	9.800	9.800	(1.118)	207843	25.0000	24.57 (H)
33 Hexachlorocyclopentadiene	237	10.190	10.190	(0.888)	55721	25.0000	20.60
34 2,4,6-Trichlorophenol	196	10.345	10.345	(0.902)	78806	25.0000	25.92
35 2,4,5-Trichlorophenol	196	10.409	10.409	(0.907)	78037	25.0000	25.04
\$ 36 2-Fluorobiphenyl	172	10.468	10.468	(0.912)	266524	25.0000	25.18
37 2-Chloronaphthalene	162	10.559	10.559	(0.920)	232696	25.0000	24.54
38 2-Nitroaniline	65	10.831	10.831	(0.944)	98077	25.0000	24.86
39 Dimethylphthalate	163	11.232	11.232	(0.979)	246420	25.0000	23.71
40 Acenaphthylene	152	11.216	11.216	(0.978)	363085	25.0000	25.64
41 2,6-Dinitrotoluene	165	11.312	11.312	(0.986)	55537	25.0000	24.58
* 42 Acenaphthene-d10	164	11.472	11.472	(1.000)	142476	20.0000	
43 3-Nitroaniline	138	11.499	11.499	(1.002)	60817	25.0000	23.57
44 Acenaphthene	153	11.515	11.515	(1.004)	215106	25.0000	24.07
45 2,4-Dinitrophenol	184	11.675	11.675	(1.018)	47554	50.0000	45.20
46 Dibenzofuran	168	11.782	11.782	(1.027)	310617	25.0000	24.05
47 4-Nitrophenol	109	11.915	11.915	(1.039)	31783	25.0000	19.32
48 2,4-Dinitrotoluene	165	11.921	11.921	(1.039)	69863	25.0000	23.84
50 Diethylphthalate	149	12.385	12.385	(1.080)	238575	25.0000	25.22
49 Fluorene	166	12.326	12.326	(1.074)	256712	25.0000	24.30
51 4-Chlorophenyl-phenylether	204	12.391	12.391	(1.080)	128614	25.0000	24.67
52 4-Nitroaniline	138	12.481	12.481	(1.088)	51363	25.0000	22.40
53 4,6-Dinitro-2-methylphenol	198	12.561	12.561	(0.911)	82001	50.0000	50.28
54 N-Nitrosodiphenylamine	169	12.604	12.604	(0.914)	175808	25.0000	26.02
\$ 55 2,4,6-Tribromophenol	330	12.748	12.748	(1.111)	31094	25.0000	22.89
56 4-Bromophenyl-phenylether	248	13.149	13.149	(0.954)	70934	25.0000	25.76
57 Hexachlorobenzene	284	13.331	13.331	(0.967)	71377	25.0000	25.39
58 Pentachlorophenol	266	13.651	13.651	(0.990)	28757	25.0000	22.40
* 59 Phenanthrene-d10	188	13.790	13.790	(1.000)	216552	20.0000	
60 Phenanthrene	178	13.822	13.822	(1.002)	346570	25.0000	25.21
61 Anthracene	178	13.891	13.891	(1.007)	350292	25.0000	25.14
62 Carbazole	167	14.212	14.212	(1.031)	290058	25.0000	25.33
63 Di-n-butylphthalate	149	15.002	15.002	(1.088)	361362	25.0000	26.38
64 Fluoranthene	202	15.718	15.718	(1.140)	357328	25.0000	25.46
65 Pyrene	202	16.055	16.055	(0.891)	354360	25.0000	27.53
\$ 66 Terphenyl-d14	244	16.439	16.439	(0.912)	218658	25.0000	26.35
67 Butylbenzylphthalate	149	17.358	17.358	(0.963)	138165	25.0000	26.58
68 Benzo(a)anthracene	228	17.999	17.999	(0.999)	282886	25.0000	24.67
* 69 Chrysene-d12	240	18.020	18.020	(1.000)	155383	20.0000	
70 3,3'-Dichlorobenzidine	252	18.057	18.057	(1.002)	102913	25.0000	24.48
71 Chrysene	228	18.057	18.057	(1.002)	273811	25.0000	24.93
72 bis(2-Ethylhexyl)phthalate	149	18.389	18.389	(0.952)	177889	25.0000	26.47
* 134 Di-n-octylphthalate-d4	153	19.313	19.313	(1.000)	216672	20.0000	
73 Di-n-octylphthalate	149	19.323	19.323	(1.001)	296706	25.0000	25.40

Compounds	QUANT SIG				RESPONSE	AMOUNTS		
	MASS	RT	EXP RT	REL RT		CAL-AMT (ug/mL)	ON-COL (ug/mL)	
74 Benzo(b)fluoranthene	252	19.617	19.617	(0.975)	291680	25.0000	25.85	
75 Benzo(k)fluoranthene	252	19.649	19.649	(0.976)	294865	25.0000	25.44	
76 Benzo(a)pyrene	252	20.044	20.044	(0.996)	259751	25.0000	25.43	
* 77 Perylene-d12	264	20.124	20.124	(1.000)	155728	20.0000		
78 Indeno(1,2,3-cd)pyrene	276	21.460	21.460	(1.066)	346302	25.0000	25.43	
79 Dibenzo(a,h)anthracene	278	21.497	21.497	(1.068)	264675	25.0000	25.60	
80 Benzo(g,h,i)perylene	276	21.748	21.748	(1.081)	311930	25.0000	26.21	
90 N-Nitrosodimethylamine	74	1.682	1.682	(0.245)	182326	25.0000	37.13	
103 Pyridine	79	1.671	1.671	(0.243)	309064	25.0000	36.69	
91 Aniline	93	6.286	6.286	(0.915)	177209	25.0000	15.07	
105 1-methylnaphthalene	141	9.966	9.966	(1.137)	194054	25.0000	23.95	
93 Benzidine	184	16.023	16.023	(0.889)	104384	25.0000	17.70	
111 Azobenzene (1,2-DP-Hydrazine)	77	12.631	12.631	(1.101)	383414	25.0000	25.32	
143 1,4-Dioxane	88	Compound Not Detected.						
\$ 137 d8-1,4-Dioxane	96	Compound Not Detected.						
144 alpha-Terpineol	59	8.764	8.764	(1.000)	116590	25.0000	24.81	
98 Retene	219	16.658	16.658	(0.924)	111376	25.0000	26.57	
133 Butylatedhydroxytoluene	205	11.723	11.723	(1.022)	191889	25.0000	23.35	
115 Tributyl Phosphate	99	12.786	12.786	(0.927)	338141	25.0000	26.12	
116 Dibutyl Phenyl Phosphate	175	14.458	14.458	(1.048)	168959	25.0000	25.10	
117 Butyl Diphenyl Phosphate	94	16.092	16.092	(0.893)	71127	25.0000	26.19	
118 Triphenyl Phosphate	326	17.652	17.652	(0.980)	43861	25.0000	25.19	
123 Acetophenone	105	7.322	7.322	(1.065)	206284	25.0000	24.33	
179 n-Decane	57	6.478	6.478	(0.942)	177372	25.0000	24.63	
180 n-Octadecane	57	13.865	13.865	(1.005)	179567	25.0000	25.72	
168 Pentachlorobenzene	250	11.824	11.824	(1.031)	91549	25.0000	24.22	
113 Diphenyl Oxide	170	10.788	10.788	(0.940)	159054	25.0000	24.70	
112 Biphenyl	154	10.585	10.585	(0.923)	321642	25.0000	25.14	

QC Flag Legend

M - Compound response manually integrated.
 H - Operator selected an alternate compound hit.

Analytical Resources, Inc.

INTERNAL STANDARD COMPOUNDS
 AREA AND RT SUMMARY

Instrument ID: nt6.i
 Lab File ID: cc0617.d
 Lab Smp Id: ABN 25
 Analysis Type: SV
 Quant Type: ISTD
 Operator: LJR/VTS
 Method File: /chem1/nt6.i/20090617.b/SW846.m
 Misc Info:

Calibration Date: 17-JUN-2009
 Calibration Time: 13:44

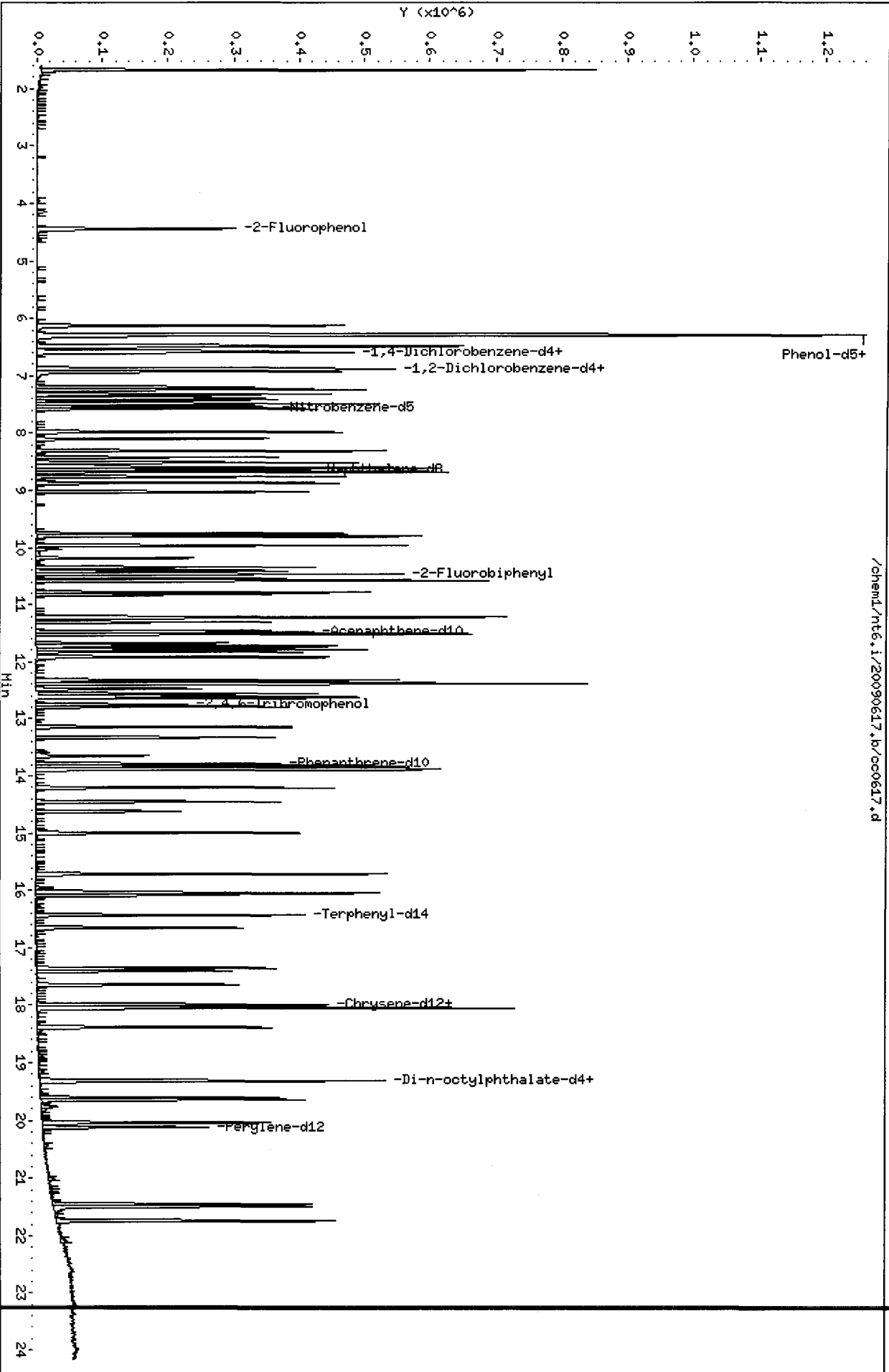
Level:
 Sample Type:

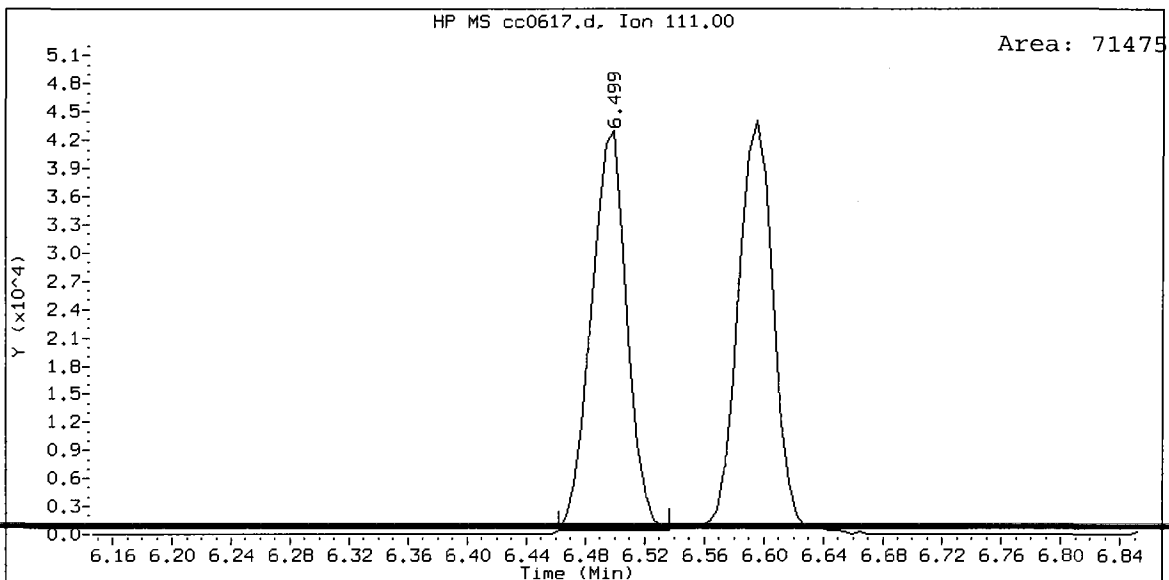
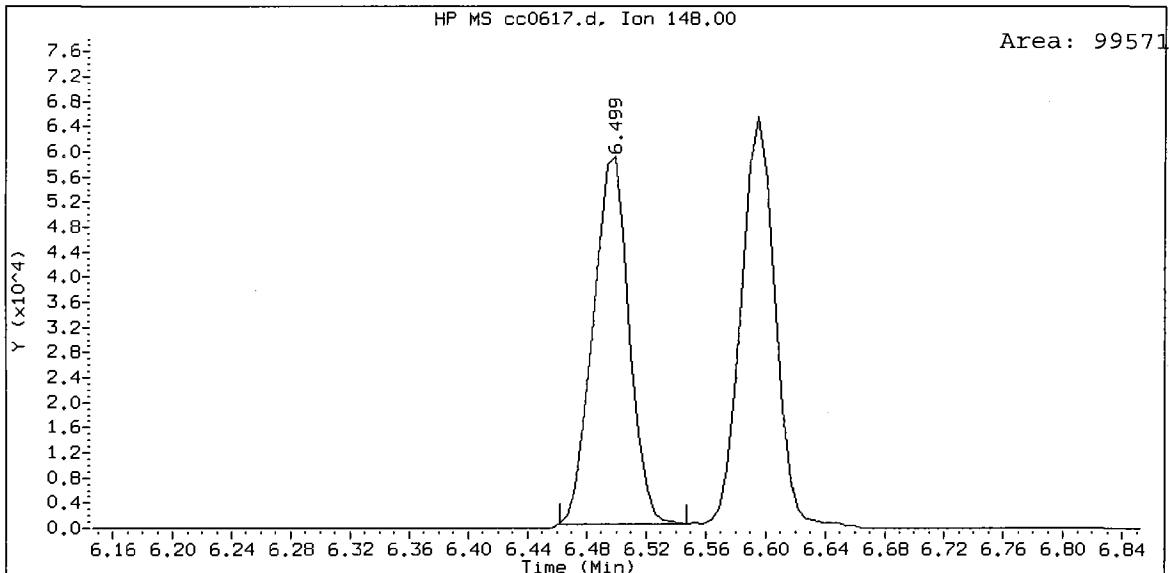
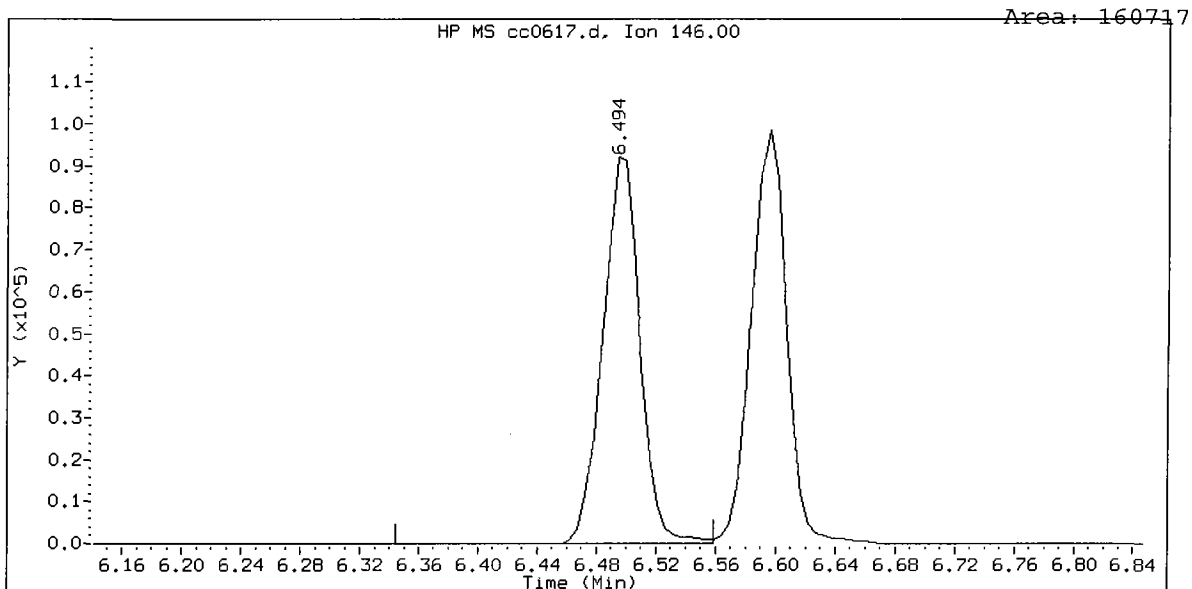
Test Mode:
 Use Initial Calibration Level 4.

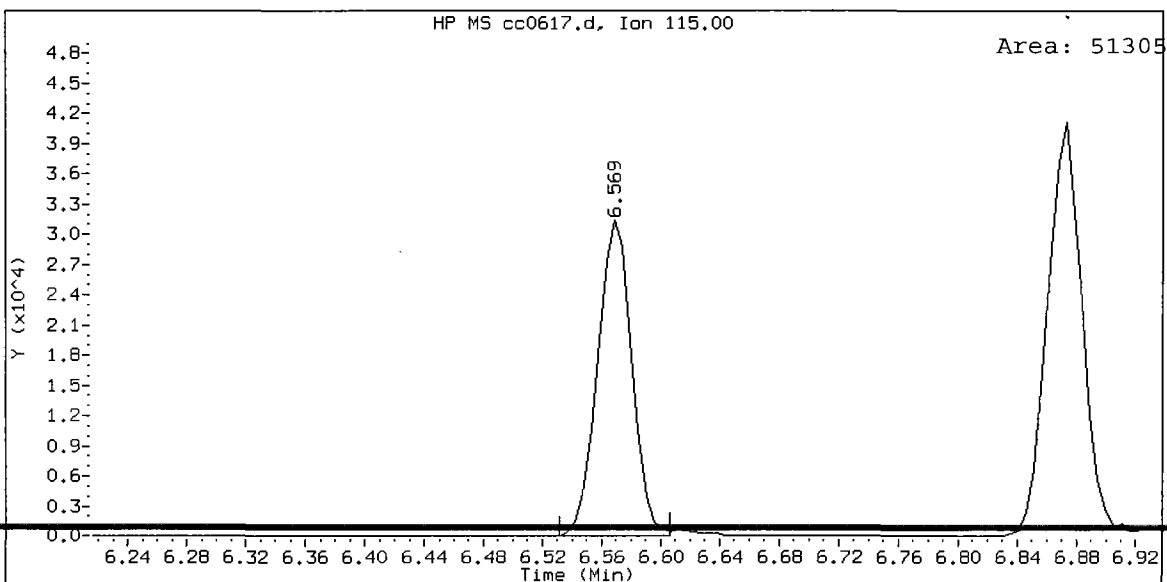
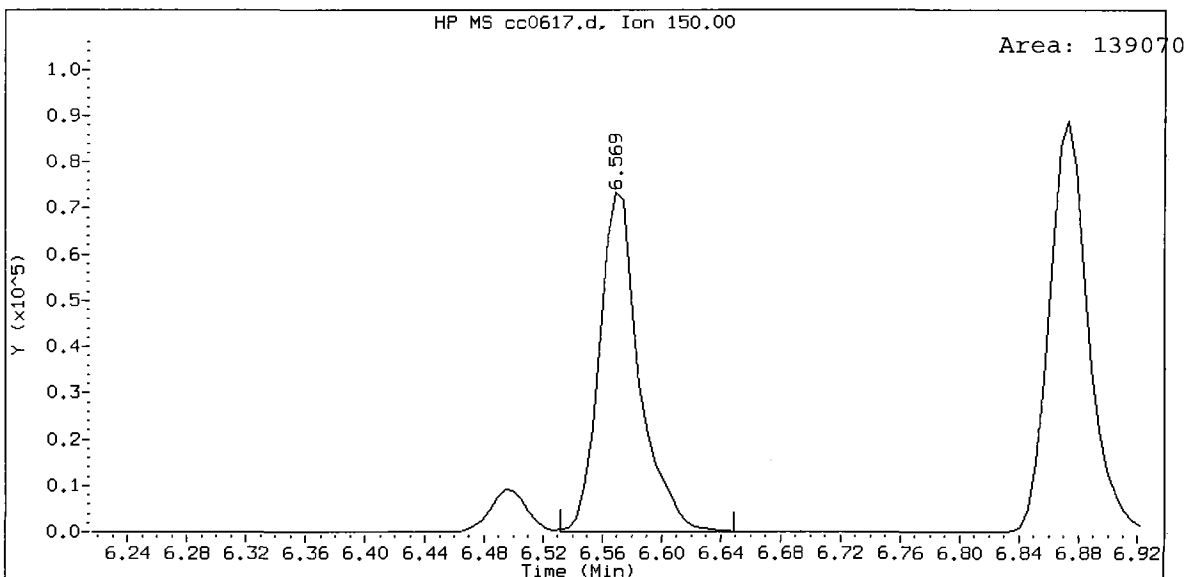
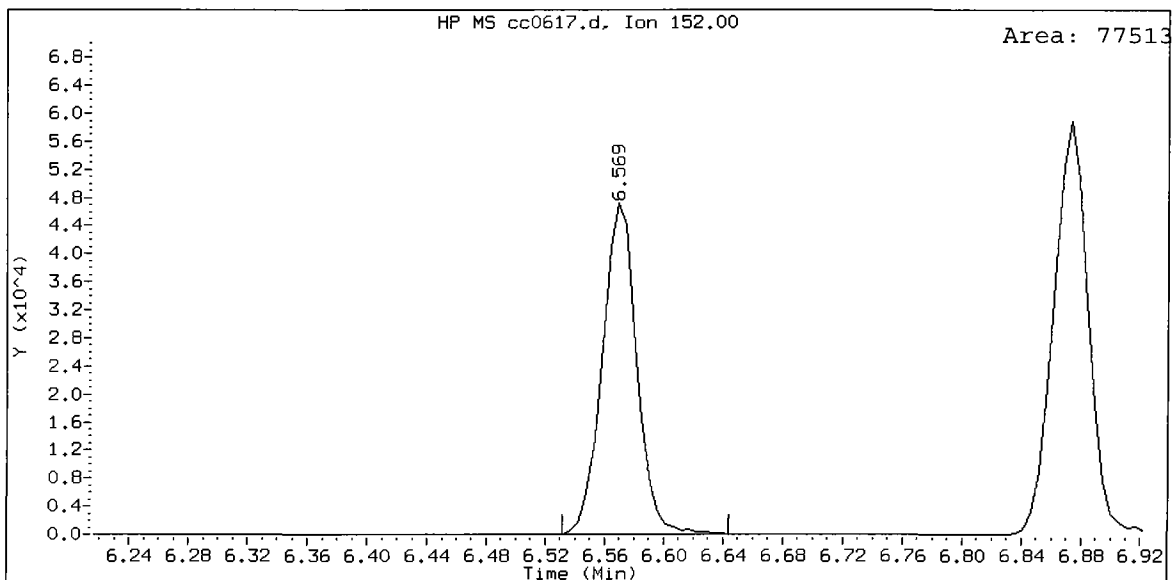
COMPOUND	STANDARD	AREA LIMIT		SAMPLE	%DIFF
		LOWER	UPPER		
8 1,4-Dichlorobenze	112389	56194	224778	77513	-31.03
27 Naphthalene-d8	384492	192246	768984	261230	-32.06
42 Acenaphthene-d10	217478	108739	434956	142476	-34.49
59 Phenanthrene-d10	336594	168297	673188	216552	-35.66
69 Chrysene-d12	247160	123580	494320	155383	-37.13
134 Di-n-octylphthala	347036	173518	694072	216672	-37.56
77 Perylene-d12	232938	116469	465876	155728	-33.15

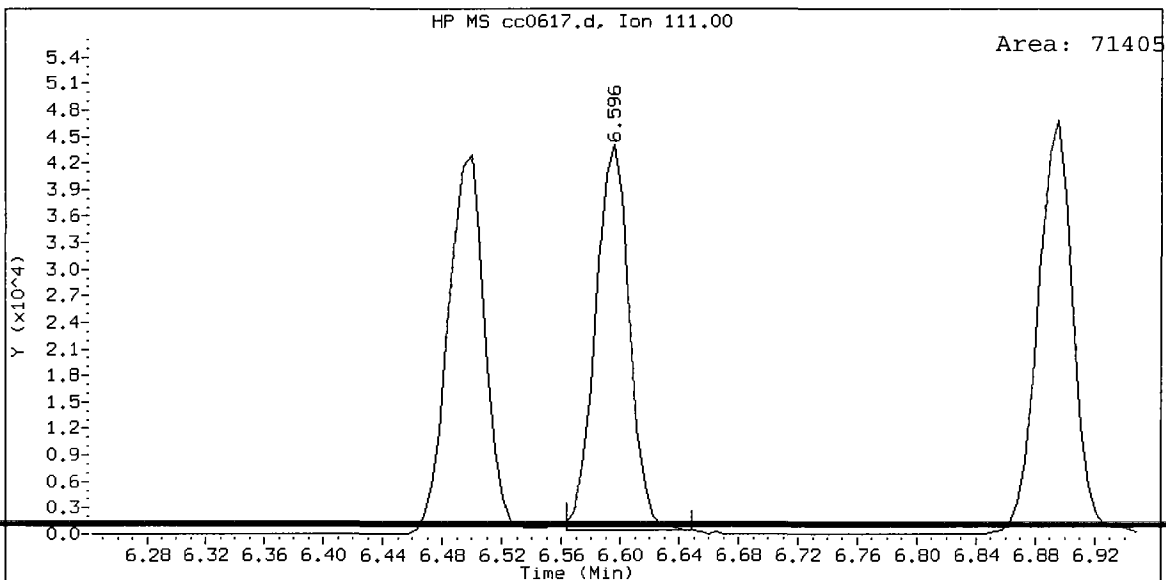
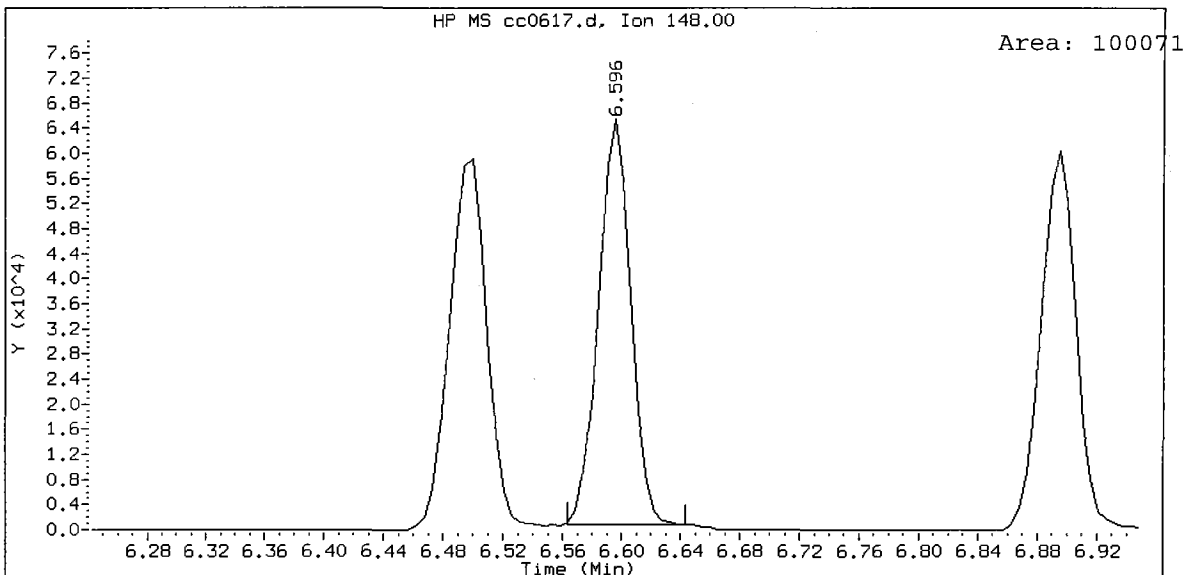
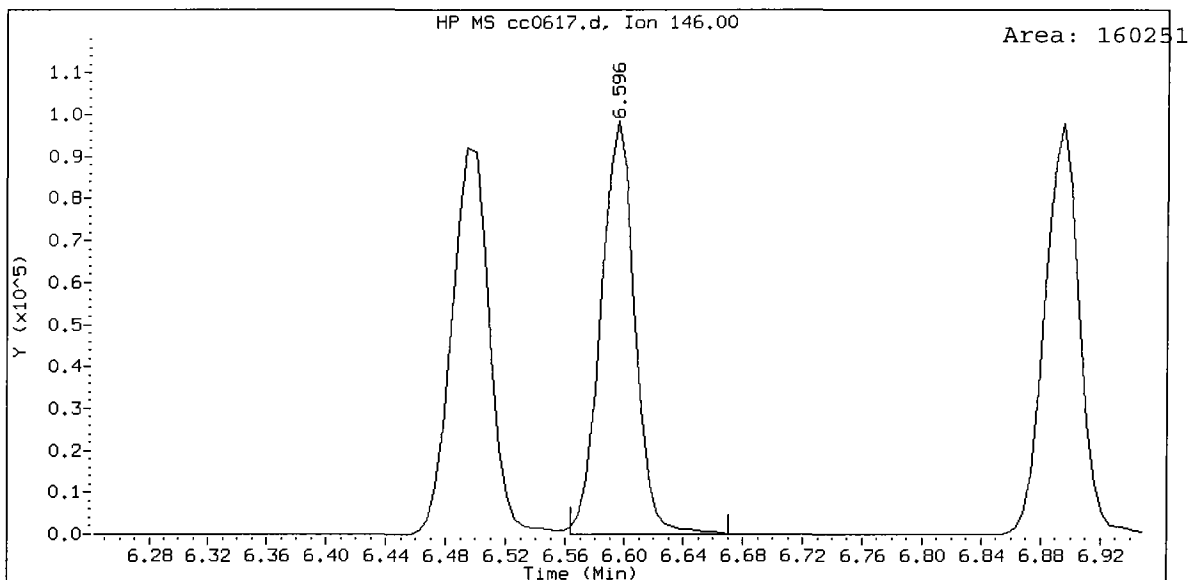
COMPOUND	STANDARD	RT LIMIT		SAMPLE	%DIFF
		LOWER	UPPER		
8 1,4-Dichlorobenze	6.57	6.07	7.07	6.57	0.00
27 Naphthalene-d8	8.65	8.15	9.15	8.65	0.00
42 Acenaphthene-d10	11.47	10.97	11.97	11.47	0.00
59 Phenanthrene-d10	13.79	13.29	14.29	13.79	0.00
69 Chrysene-d12	18.02	17.52	18.52	18.02	0.00
134 Di-n-octylphthala	19.31	18.81	19.81	19.31	0.00
77 Perylene-d12	20.12	19.62	20.62	20.12	0.00

AREA UPPER LIMIT = +100% of internal standard area.
 AREA LOWER LIMIT = - 50% of internal standard area.
 RT UPPER LIMIT = + 0.50 minutes of internal standard RT.
 RT LOWER LIMIT = - 0.50 minutes of internal standard RT.

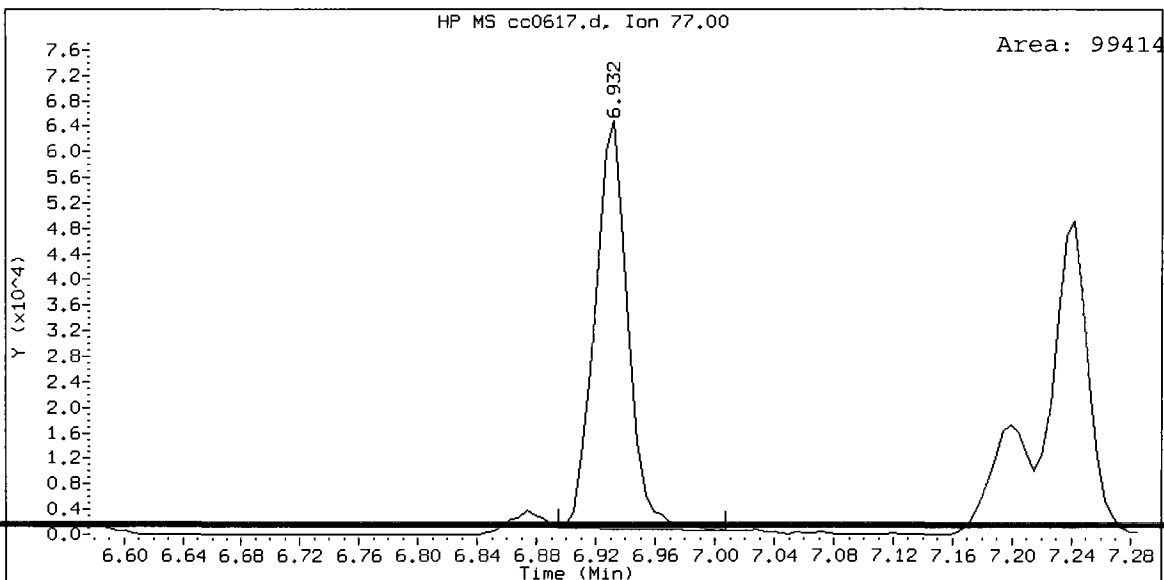
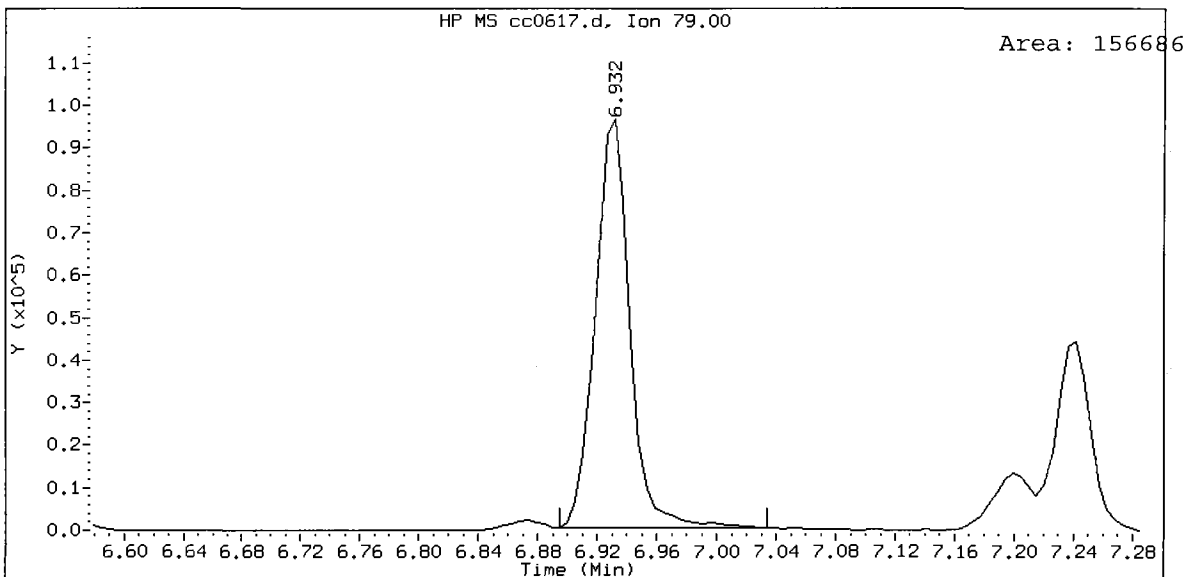
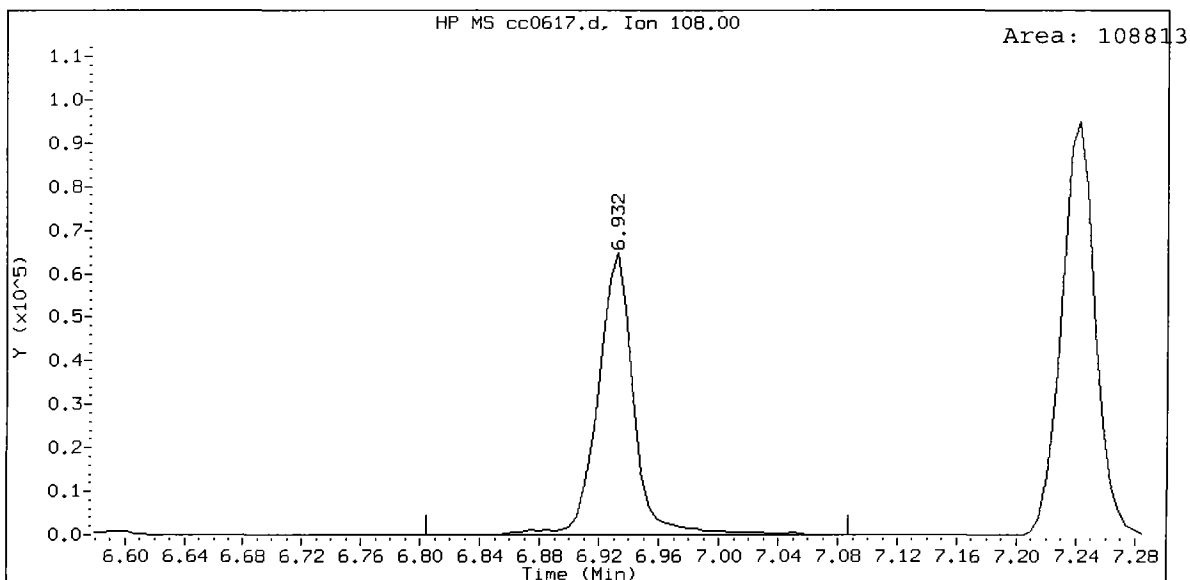




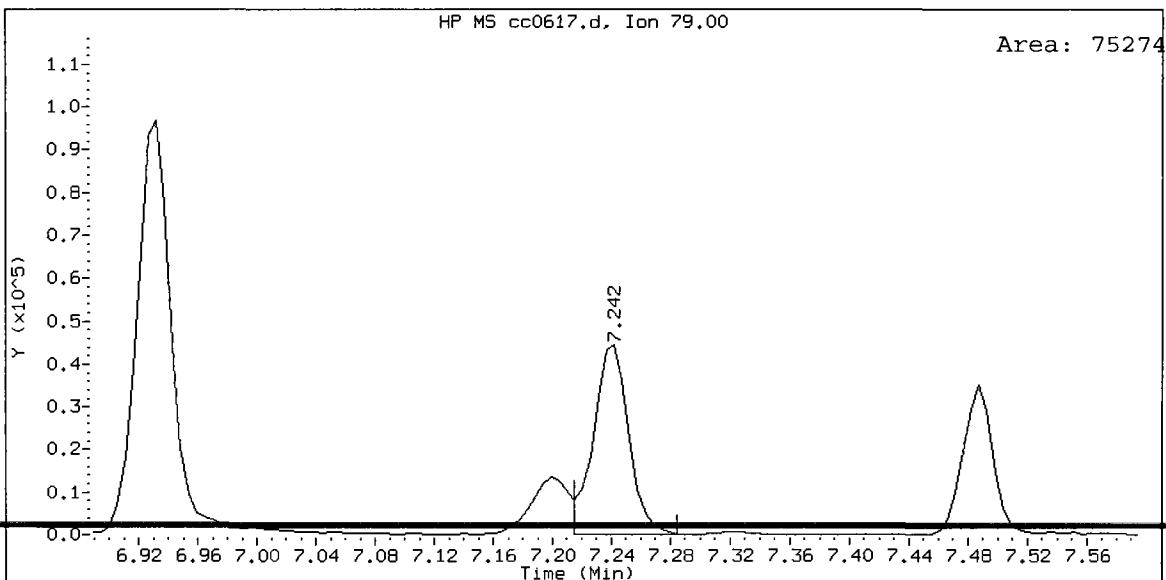
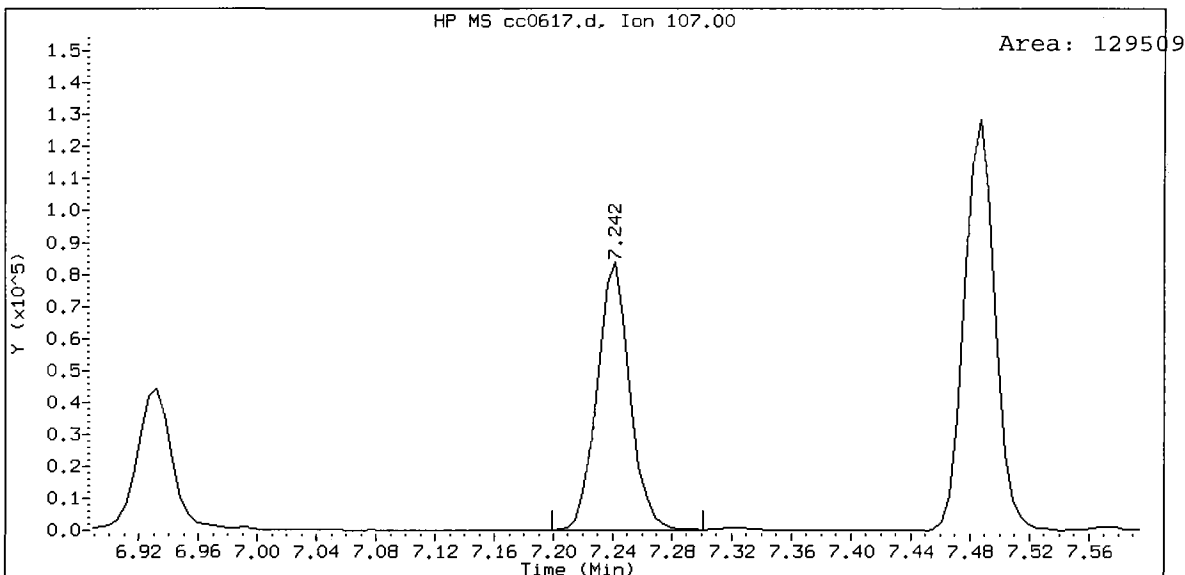
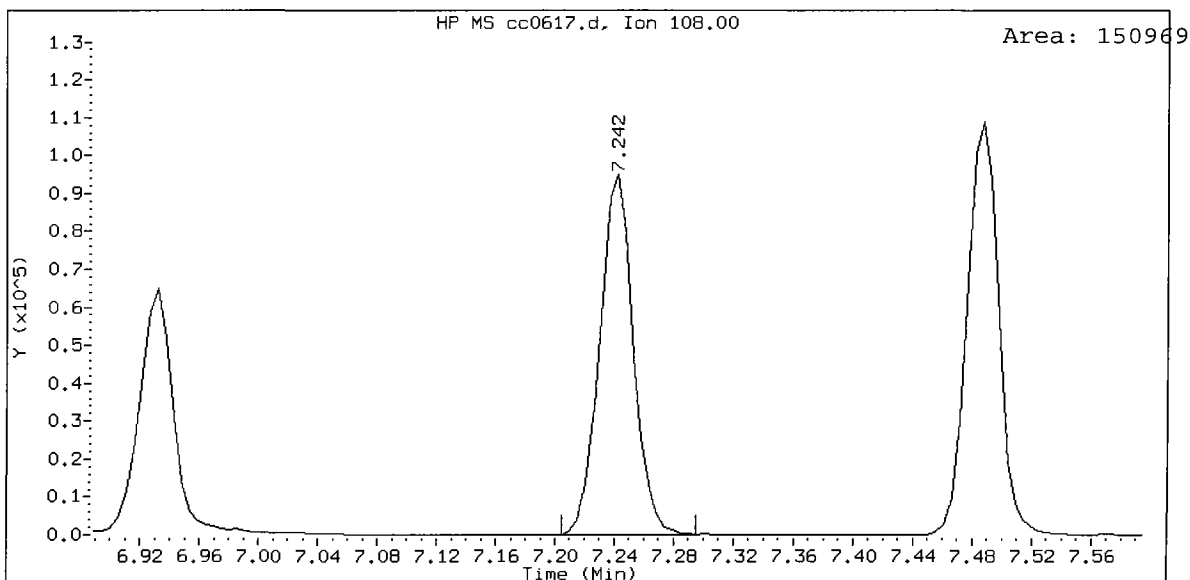


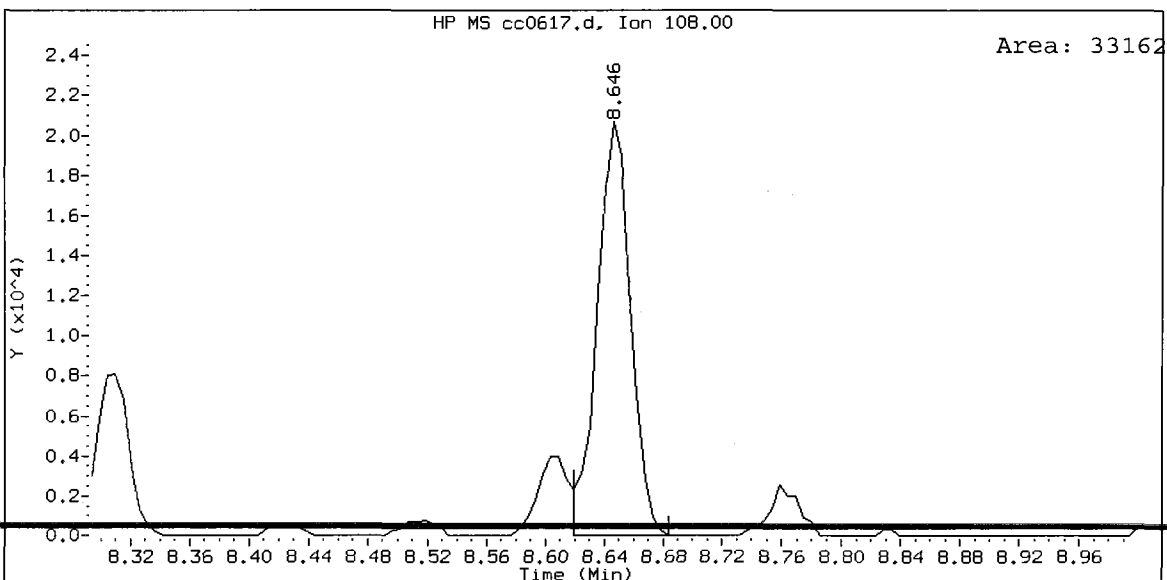
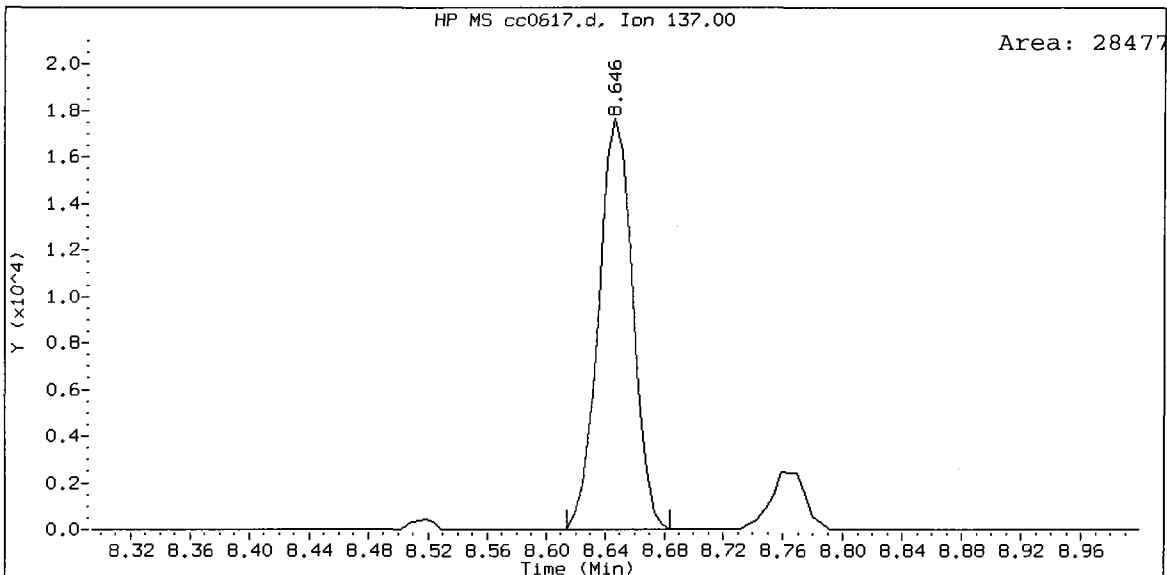
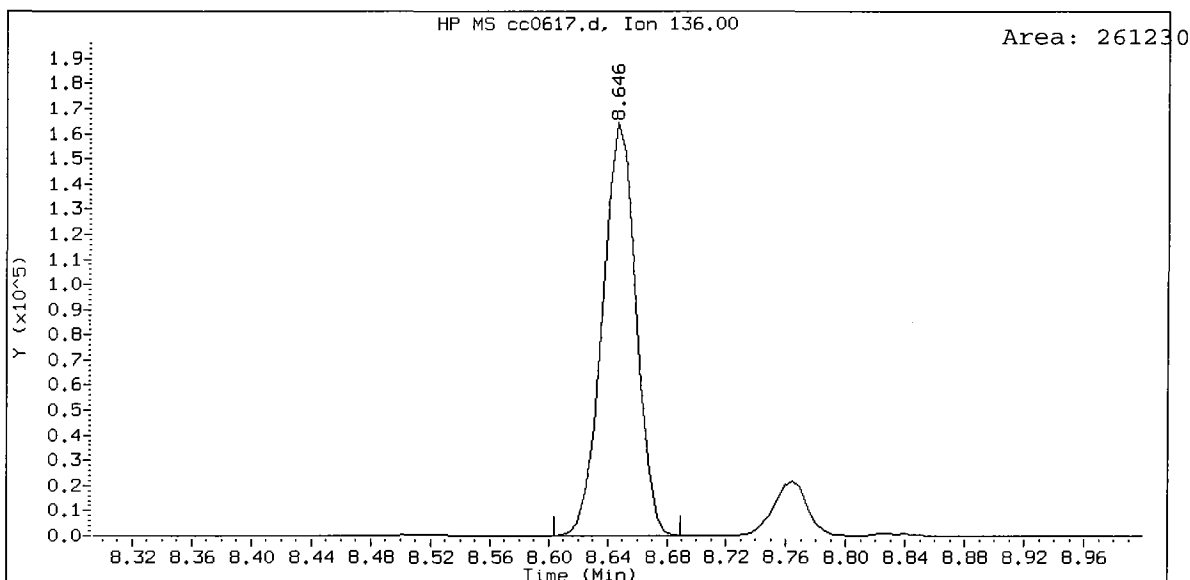


ABN 25, /chem1/nt6.i/20090617.b/cc0617.d
Benzyl alcohol Amount: 25.08

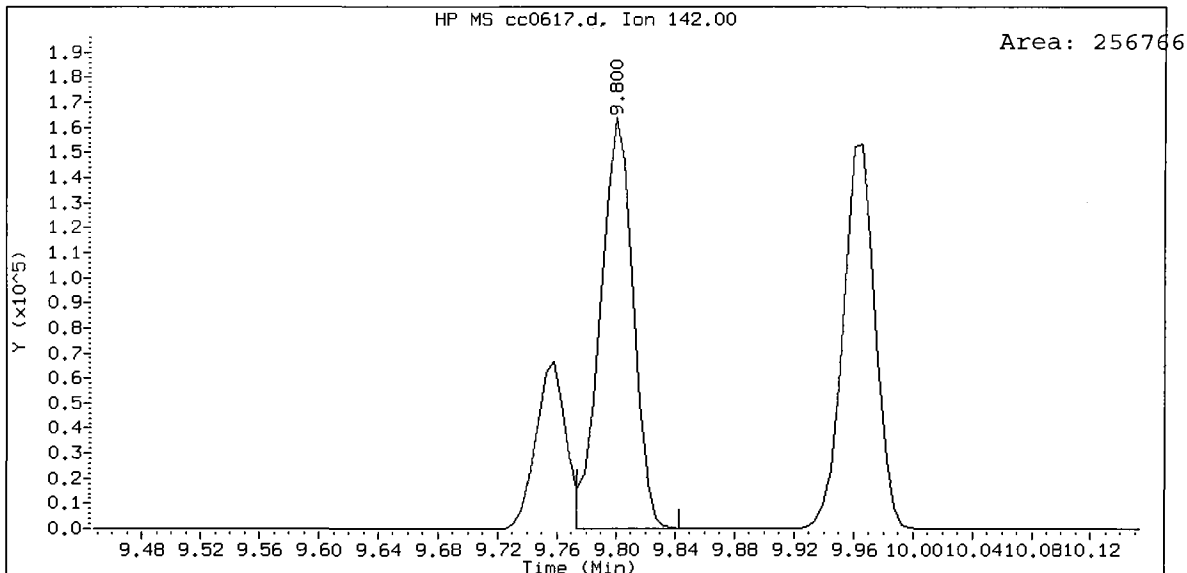
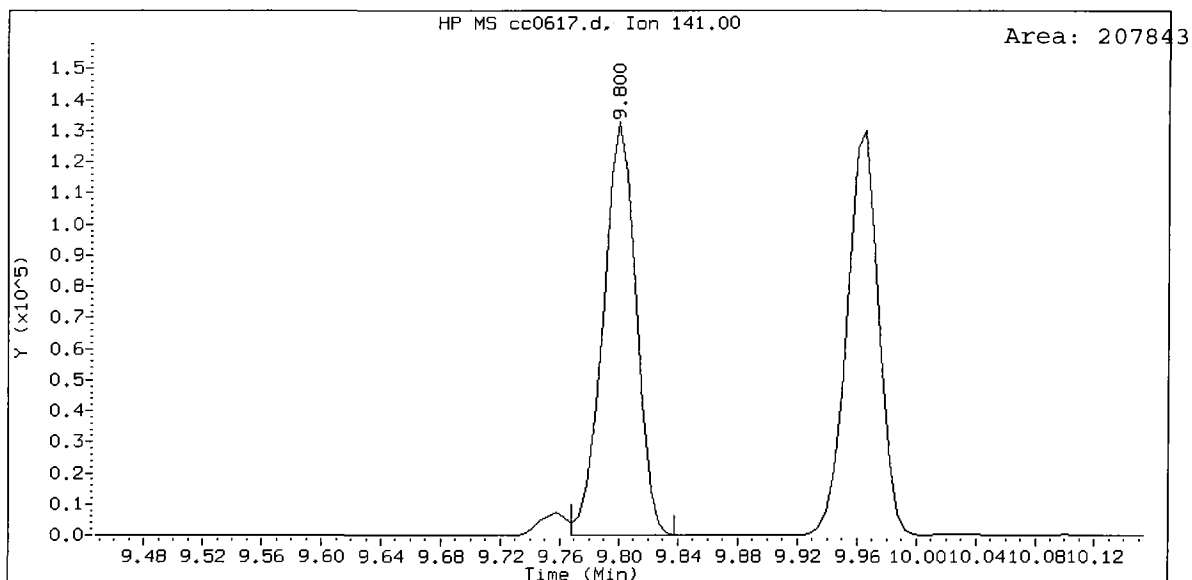


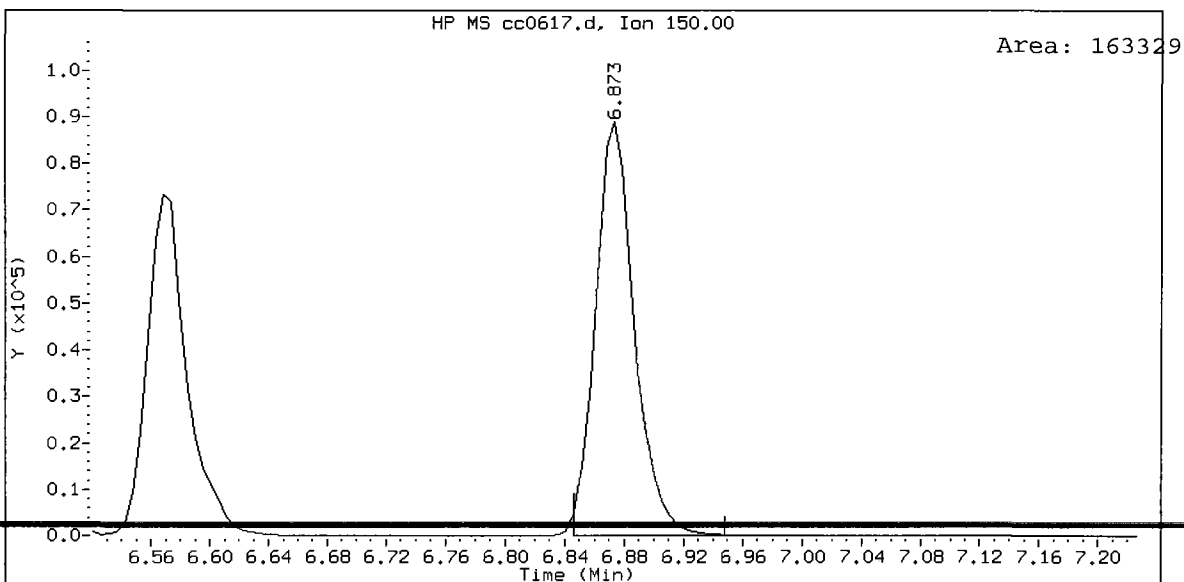
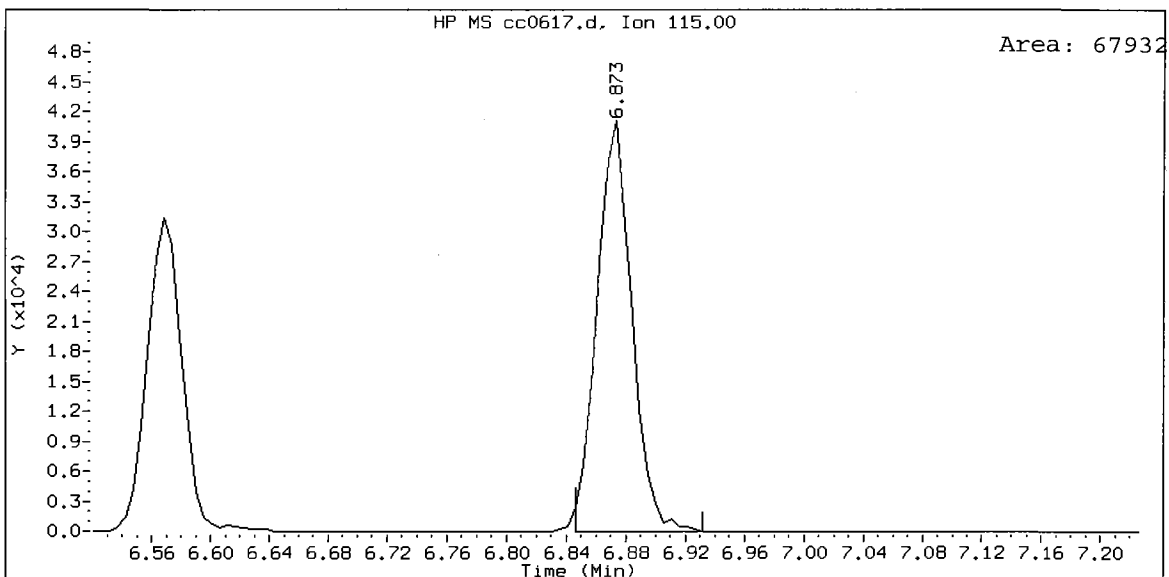
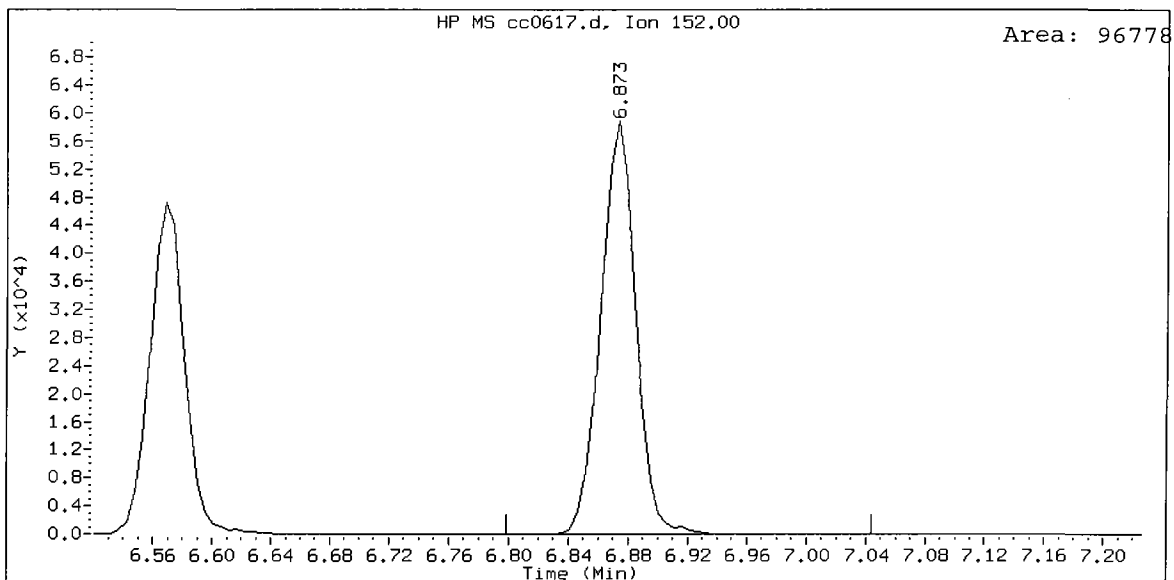
ABN 25, /chem1/nt6.i/20090617.b/cc0617.d
2-Methylphenol Amount: 24.87





ABN 25, /chem1/nt6.i/20090617.b/cc0617.d
2-Methylnaphthalene Amount: 24.57





Analytical Resources Inc.
ABN by sw846 8270C
DDT Breakdown Report

Data file: /chem1/nt6.i/20090617.b/ddt.b/cc0617.d
Method: /chem1/nt6.i/20090617.b/ddt.b/sw846ddt.m
Analysis Date: 17-JUN-2009 13:44

ARI ID:
Misc:
Instrument: nt6.i

COMPOUND	RT	AREA
Pentachlorophenol	13.651	28757
Benzidine	16.023	103418
4,4'-DDE	----	----
4,4'-DDD	16.947	1561
4,4'-DDT	17.406	88902

LTR
6/16/09

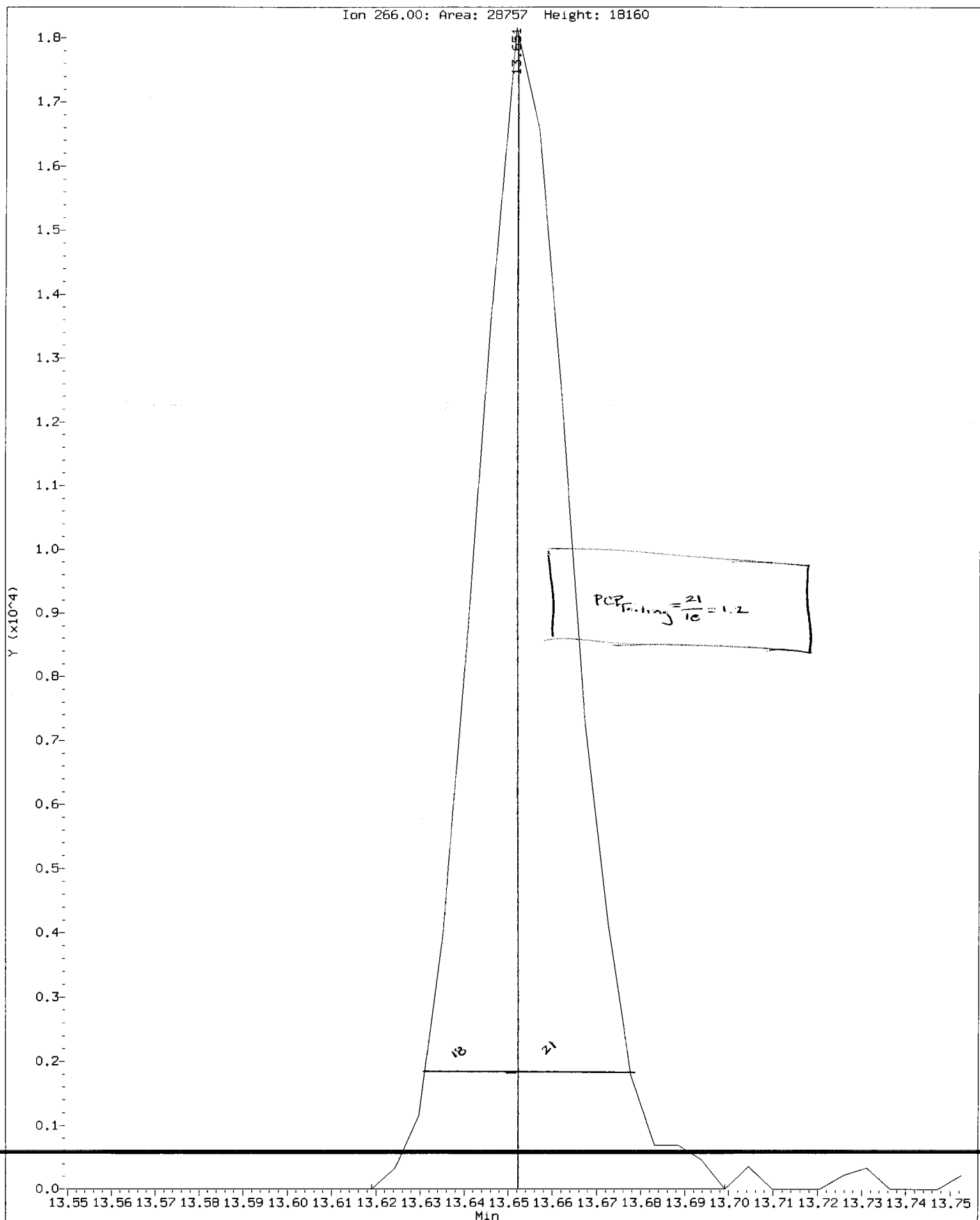
$$\text{DDT Percent Breakdown} = \frac{(\text{DDE Area} + \text{DDD Area}) * 100}{(\text{DDE Area} + \text{DDD Area} + \text{DDT Area})}$$

$$\text{DDT Percent Breakdown} = \frac{(0 + 1561) * 100}{(0 + 1561 + 88902)}$$

DDT Percent Breakdown = 1.7 %

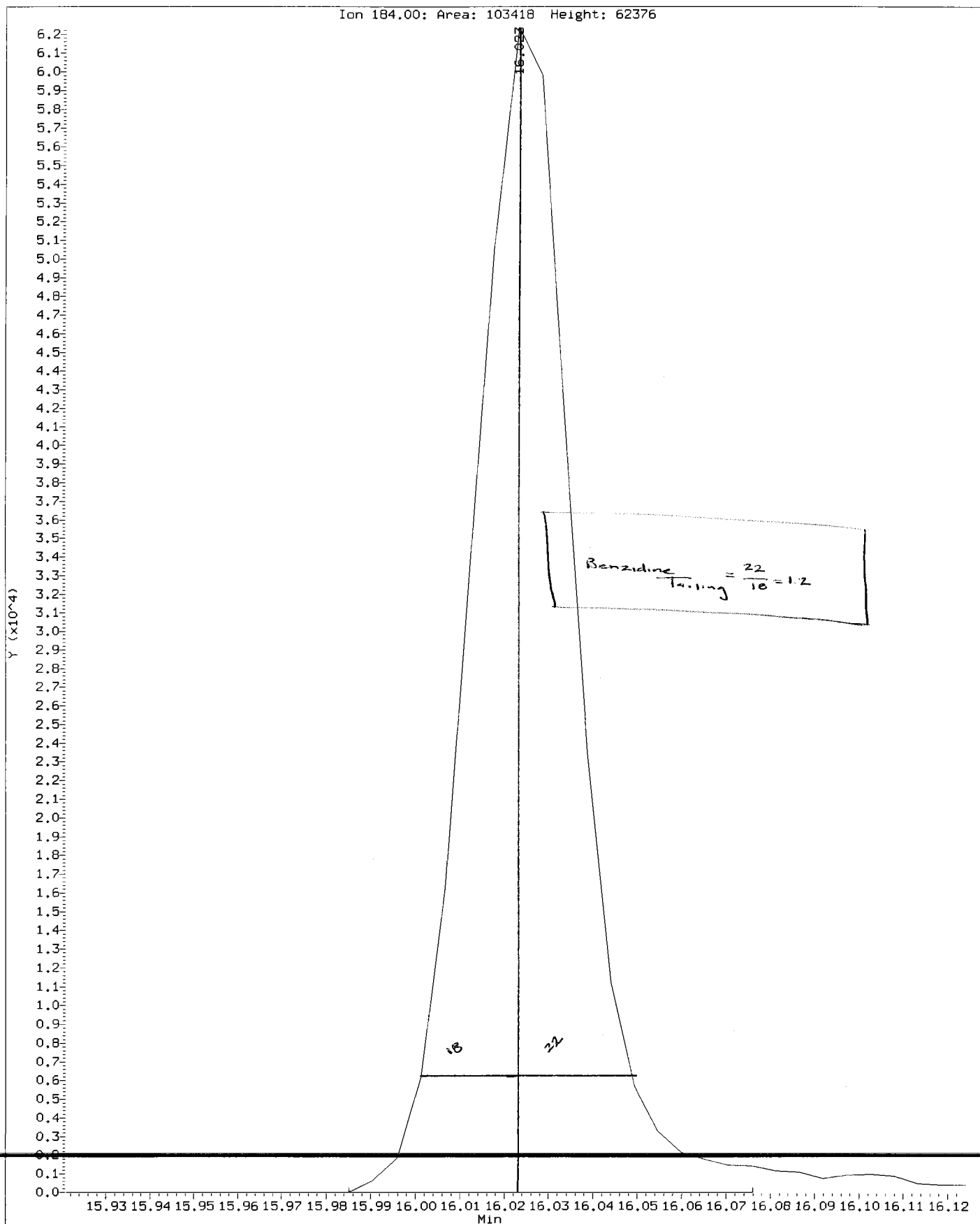
Data File: /chem1/nt6.i/20090617.b/ddt.b/cc0617.d
Injection Date: 17-JUN-2009 13:44
Instrument: nt6.i
Client Sample ID:

Compound: Pentachlorophenol
CAS Number: 87-86-5



Data File: /chem1/nt6.i/20090617.b/ddt.b/cc0617.d
Injection Date: 17-JUN-2009 13:44
Instrument: nt6.i
Client Sample ID:

Compound: Benzidine
CAS Number:



Semivolatile Analysis
QC Raw Data

prepared
for

ENVIROMENTAL SCIENCE CORP.

Project: JELD-WEN NORD DOOR, 008.0228.00017

ARI JOB NO: PB63

prepared
by

Analytical Resources, Inc.

Date : 11-JUN-2009 10:27

Client ID:

Instrument: nt6.i

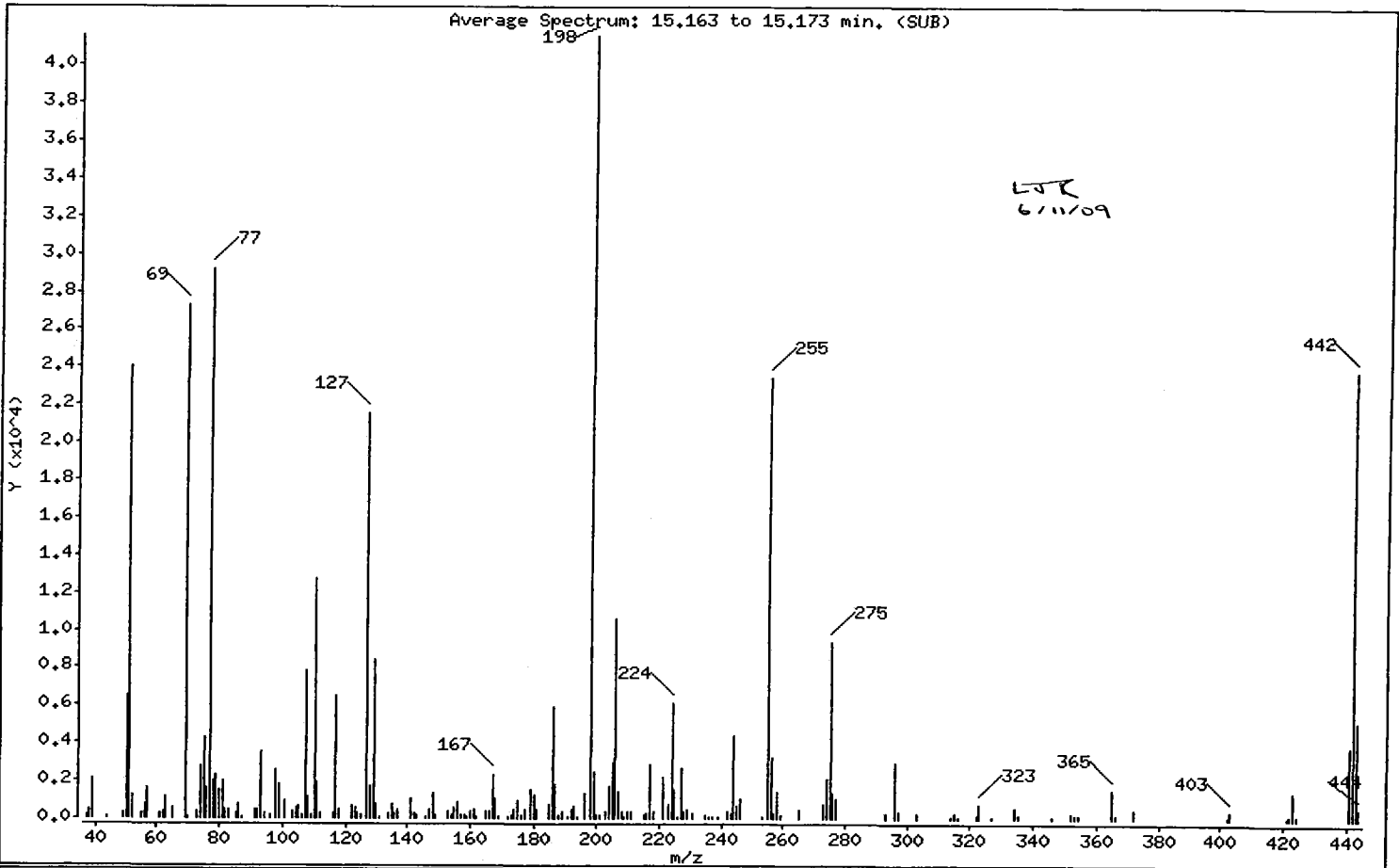
Sample Info: ABN 25

Operator: LJR

Column phase: RTX-5

Column diameter: 0.32

1 dftpp



m/e	ION ABUNDANCE CRITERIA	% RELATIVE ABUNDANCE
198	Base Peak, 100% relative abundance	100.00
51	30.00 - 80.00% of mass 198	57.78
68	Less than 2.00% of mass 69	0.00 (0.00)
69	Mass 69 relative abundance	65.68
70	Less than 2.00% of mass 69	0.33 (0.51)
127	25.00 - 75.00% of mass 198	51.91
197	Less than 1.00% of mass 198	0.00
199	5.00 - 9.00% of mass 198	6.04
275	10.00 - 30.00% of mass 198	22.47
365	Greater than 0.75% of mass 198	3.77
441	Present, but less than mass 443	9.13
442	40.00 - 110.00% of mass 198	57.47
443	15.00 - 24.00% of mass 442	12.40 (21.58)

Date : 11-JUN-2009 10:27

Client ID:

Instrument: nt6.i

Sample Info: ABN 25

Operator: LJR

Column phase: RTX-5

Column diameter: 0.32

Data File: 0250611.d

Spectrum: Average Spectrum: 15.163 to 15.173 min. (SUB)

Location of Maximum: 198.00

Number of points: 182

m/z	Y	m/z	Y	m/z	Y	m/z	Y
37.00	146	110.00	12727	177.00	522	244.00	4433
38.00	448	111.00	1927	179.00	1580	245.00	623
39.00	2132	112.00	258	180.00	1218	246.00	1027
44.00	81	116.00	303	181.00	493	253.00	138
49.00	281	117.00	6506	185.00	747	255.00	23416
50.00	6551	118.00	453	186.00	5945	256.00	3212
51.00	24008	122.00	673	187.00	1808	257.00	321
52.00	1229	123.00	615	188.00	165	258.00	1475
55.00	249	124.00	298	189.00	372	259.00	191
56.00	777	125.00	233	191.00	89	265.00	473
57.00	1626	127.00	21576	192.00	477	273.00	761
61.00	323	128.00	1771	193.00	625	274.00	2073
62.00	425	129.00	8418	194.00	85	275.00	9338
63.00	1103	130.00	766	196.00	1376	276.00	1387
65.00	532	131.00	71	198.00	41560	277.00	1091
69.00	27296	134.00	251	199.00	2511	293.00	268
70.00	139	135.00	730	200.00	184	296.00	2942
73.00	345	136.00	288	201.00	184	297.00	428
74.00	2820	137.00	442	203.00	370	303.00	298
75.00	4323	141.00	1016	204.00	1698	314.00	84
76.00	1673	142.00	290	205.00	3002	315.00	294
77.00	29248	143.00	172	206.00	10626	316.00	91
78.00	2022	146.00	69	207.00	1481	322.00	147
79.00	2293	147.00	491	208.00	430	323.00	738
80.00	1542	148.00	1329	209.00	67	327.00	77
81.00	1969	149.00	182	210.00	391	334.00	598
82.00	501	153.00	376	211.00	386	335.00	161
83.00	490	154.00	177	215.00	149	346.00	68
85.00	297	155.00	588	216.00	268	352.00	277
86.00	755	156.00	907	217.00	2825	353.00	153
87.00	115	157.00	168	218.00	381	354.00	191
91.00	487	158.00	159	221.00	2192	365.00	1566
92.00	521	159.00	68	223.00	768	366.00	179
93.00	3527	160.00	348	224.00	6084	372.00	463
94.00	301	161.00	451	225.00	1576	402.00	98

Date : 11-JUN-2009 10:27

Client ID:

Instrument: nt6.i

Sample Info: ABN 25

Operator: LJR

Column phase: RTX-5

Column diameter: 0.32

Data File: 0250611.d

Spectrum: Average Spectrum: 15.163 to 15.173 min. (SUB)

Location of Maximum: 198.00

Number of points: 182

m/z	Y	m/z	Y	m/z	Y	m/z	Y
96.00	161	162.00	102	226.00	84	403.00	339
98.00	2609	165.00	423	227.00	2634	421.00	141
99.00	1779	166.00	396	228.00	417	422.00	172
101.00	976	167.00	2254	229.00	526	423.00	1470
103.00	369	168.00	1075	231.00	322	424.00	229
104.00	599	169.00	73	235.00	217	441.00	3793
105.00	665	172.00	85	236.00	77	442.00	23880
106.00	204	173.00	165	237.00	112	443.00	5154
107.00	7854	174.00	458	239.00	70	444.00	563
108.00	1128	175.00	921	242.00	346		
109.00	149	176.00	165	243.00	276		

Date : 11-JUN-2009 10:27

Client ID:

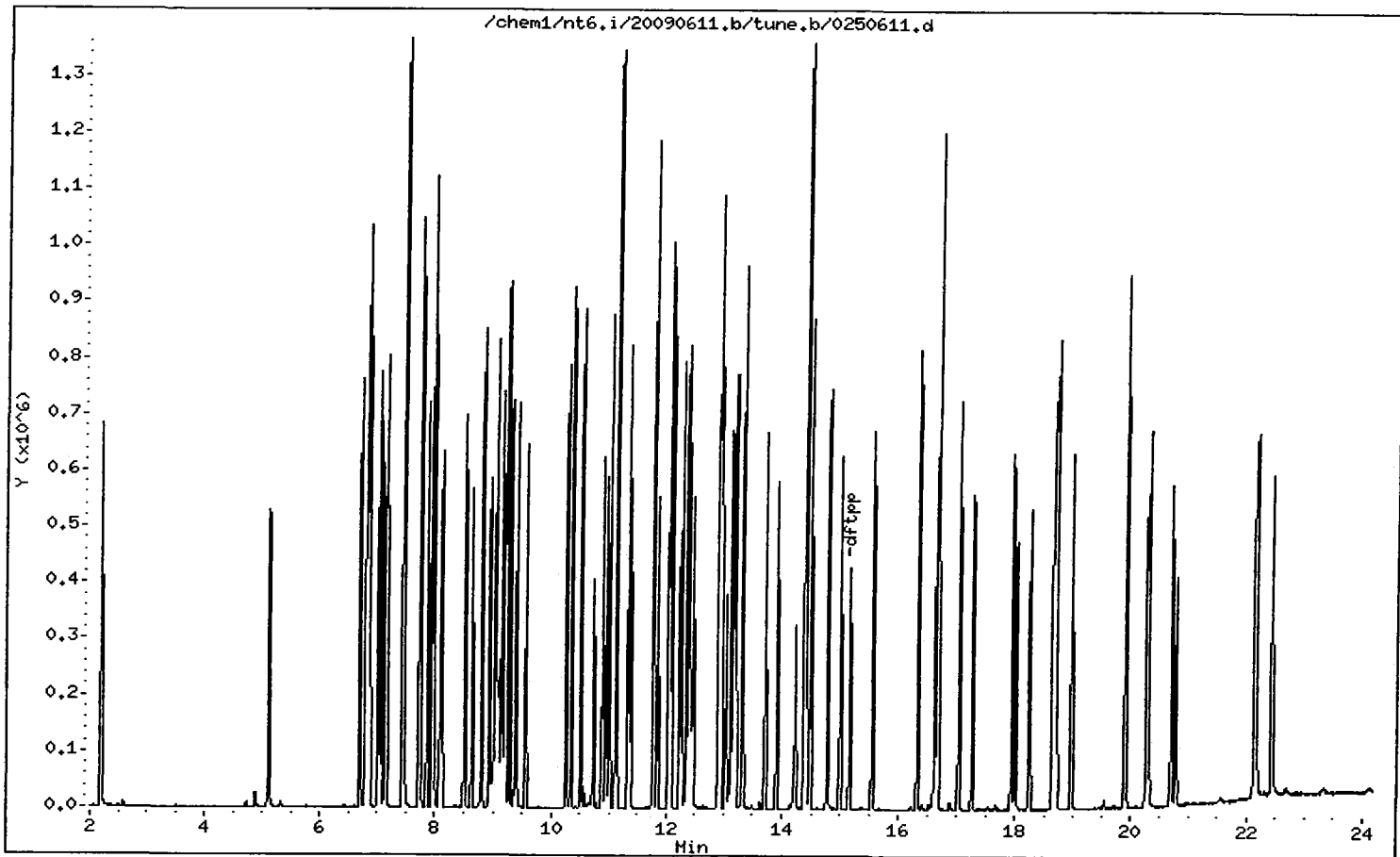
Instrument: nt6.i

Sample Info: ABN 25

Operator: LJR

Column phase: RTX-5

Column diameter: 0.32



Date : 16-JUN-2009 11:54

Client ID:

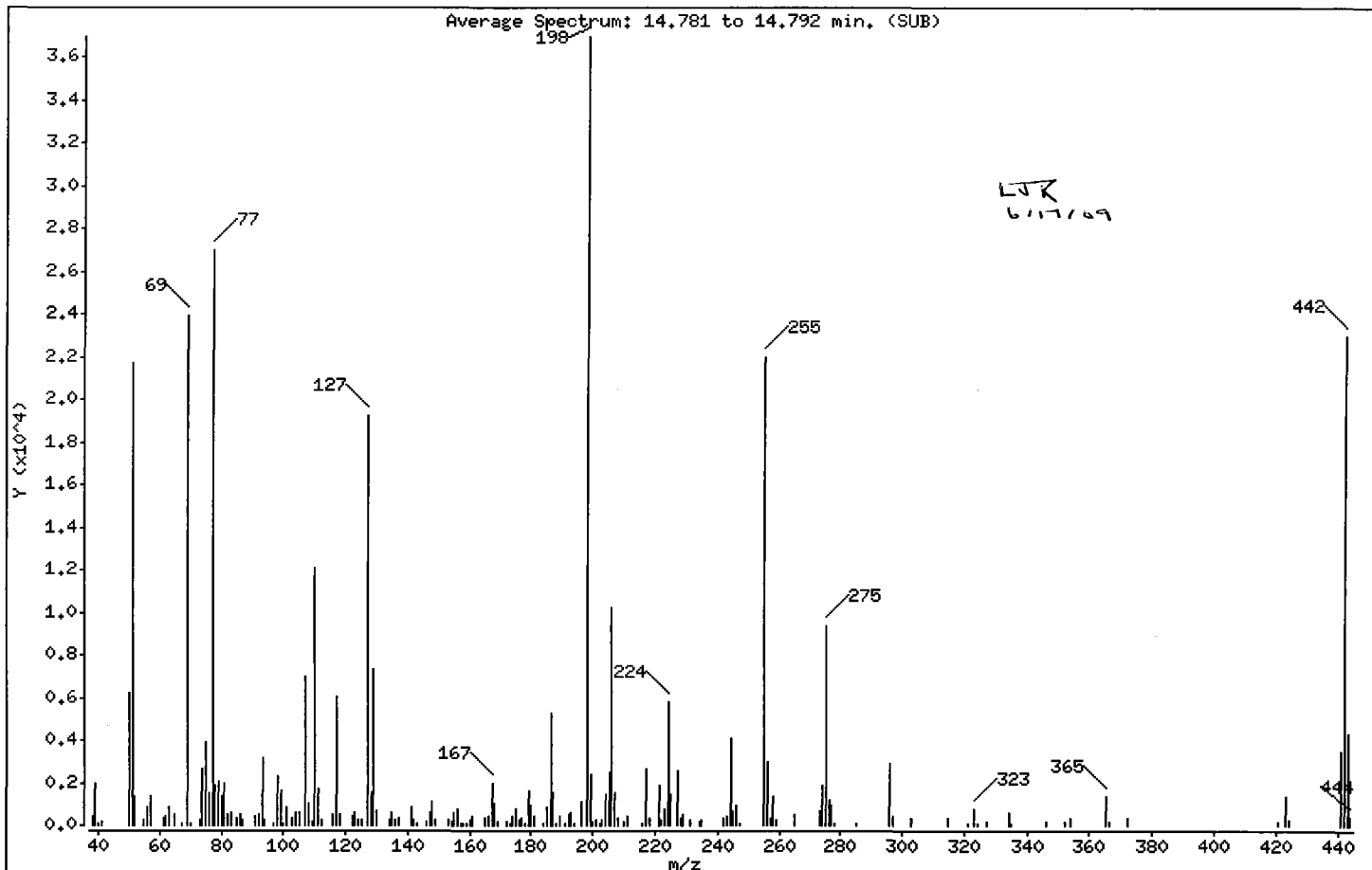
Instrument: nt6.i

Sample Info: ABN 25

Operator: LJR

Column phase: RTX-5
1 dftpp

Column diameter: 0.32



m/e	ION ABUNDANCE CRITERIA	% RELATIVE ABUNDANCE
198	Base Peak, 100% relative abundance	100.00
51	30.00 - 80.00% of mass 198	58.69
68	Less than 2.00% of mass 69	0.00 (0.00)
69	Mass 69 relative abundance	64.79
70	Less than 2.00% of mass 69	0.19 (0.29)
127	25.00 - 75.00% of mass 198	52.17
197	Less than 1.00% of mass 198	0.00
199	5.00 - 9.00% of mass 198	6.38
275	10.00 - 30.00% of mass 198	25.29
365	Greater than 0.75% of mass 198	3.69
441	Present, but less than mass 443	9.40
442	40.00 - 110.00% of mass 198	62.24
443	15.00 - 24.00% of mass 442	11.72 (18.83)

Date : 16-JUN-2009 11:54

Client ID:

Instrument: nt6.i

Sample Info: ABN 25

Operator: LJR

Column phase: RTX-5

Column diameter: 0,32

Data File: cc0616.d

Spectrum: Average Spectrum: 14.781 to 14.792 min. (SUB)

Location of Maximum: 198,00

Number of points: 175

m/z	Y	m/z	Y	m/z	Y	m/z	Y
38,00	468	108,00	1049	175,00	749	235,00	252
39,00	1920	109,00	194	176,00	279	242,00	369
40,00	76	110,00	12090	177,00	334	243,00	399
41,00	171	111,00	1729	178,00	91	244,00	4101
50,00	6235	112,00	263	179,00	1635	245,00	657
51,00	21704	116,00	526	180,00	968	246,00	948
52,00	1347	117,00	6035	181,00	440	247,00	70
55,00	251	118,00	503	184,00	79	255,00	21976
56,00	811	122,00	419	185,00	826	256,00	2988
57,00	1379	123,00	572	186,00	5318	257,00	330
61,00	304	124,00	245	187,00	1550	258,00	1402
62,00	443	125,00	275	188,00	69	259,00	216
63,00	871	127,00	19288	189,00	430	265,00	506
65,00	484	128,00	1536	191,00	69	273,00	686
67,00	69	129,00	7300	192,00	486	274,00	1886
69,00	23952	130,00	723	193,00	558	275,00	9351
70,00	70	134,00	294	194,00	82	276,00	1228
73,00	290	135,00	630	196,00	1074	277,00	942
74,00	2617	136,00	229	198,00	36976	278,00	70
75,00	3956	137,00	335	199,00	2359	285,00	88
76,00	1500	141,00	848	200,00	175	296,00	2882
77,00	26968	142,00	274	201,00	213	297,00	387
78,00	1902	143,00	121	202,00	121	303,00	318
79,00	2006	146,00	155	203,00	215	315,00	361
80,00	1338	147,00	567	204,00	1467	321,00	78
81,00	1959	148,00	1107	205,00	2490	323,00	731
82,00	469	149,00	221	206,00	10194	324,00	77
83,00	557	153,00	258	207,00	1571	327,00	160
85,00	343	154,00	175	208,00	383	334,00	628
86,00	546	155,00	587	210,00	163	335,00	87
87,00	295	156,00	740	211,00	425	346,00	178
91,00	447	157,00	75	216,00	119	352,00	205
92,00	501	158,00	77	217,00	2638	354,00	329
93,00	3140	159,00	89	218,00	376	365,00	1363
94,00	262	160,00	285	221,00	1879	366,00	170

Date : 16-JUN-2009 11:54

Client ID:

Instrument: nt6.i

Sample Info: ABN 25

Operator: LJR

Column phase: RTX-5

Column diameter: 0.32

Data File: cc0616,d

Spectrum: Average Spectrum: 14.781 to 14.792 min. (SUB)

Location of Maximum: 198.00

Number of points: 175

m/z	Y	m/z	Y	m/z	Y	m/z	Y
97.00	67	161.00	451	222.00	290	372.00	330
98.00	2274	165.00	322	223.00	751	421.00	173
99.00	1621	166.00	388	224.00	5816	423.00	1376
100.00	71	167.00	1925	225.00	1455	424.00	298
101.00	835	168.00	988	227.00	2582	441.00	3476
103.00	353	169.00	181	228.00	353	442.00	23016
104.00	593	172.00	143	229.00	525	443.00	4335
105.00	584	173.00	71	231.00	271	444.00	464
107.00	6954	174.00	454	234.00	138		

Date : 16-JUN-2009 11:54

Client ID:

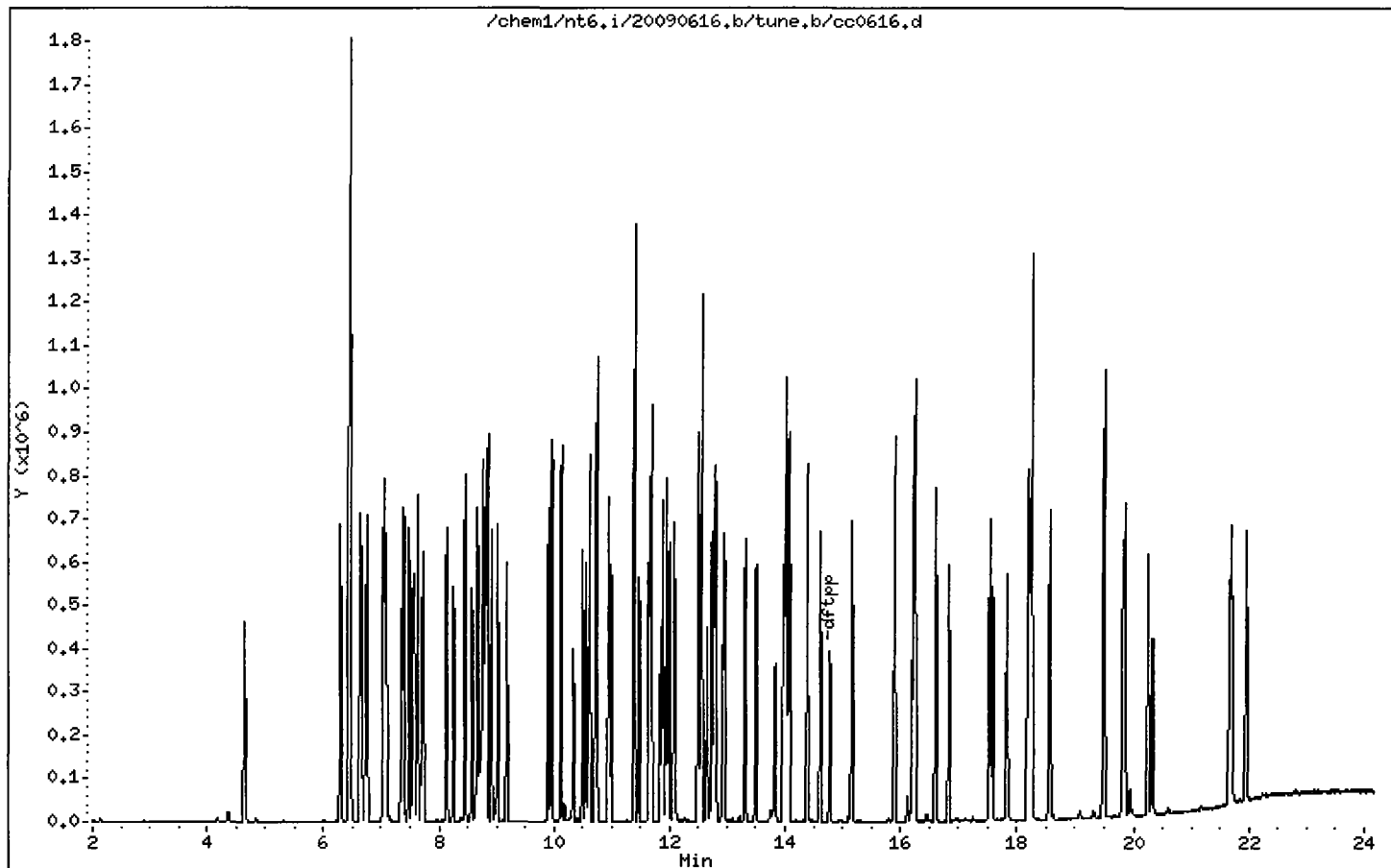
Instrument: nt6.i

Sample Info: ABN 25

Operator: LJR

Column phase: RTX-5

Column diameter: 0.32



Date : 17-JUN-2009 13:44

Client ID:

Instrument: nt6.i

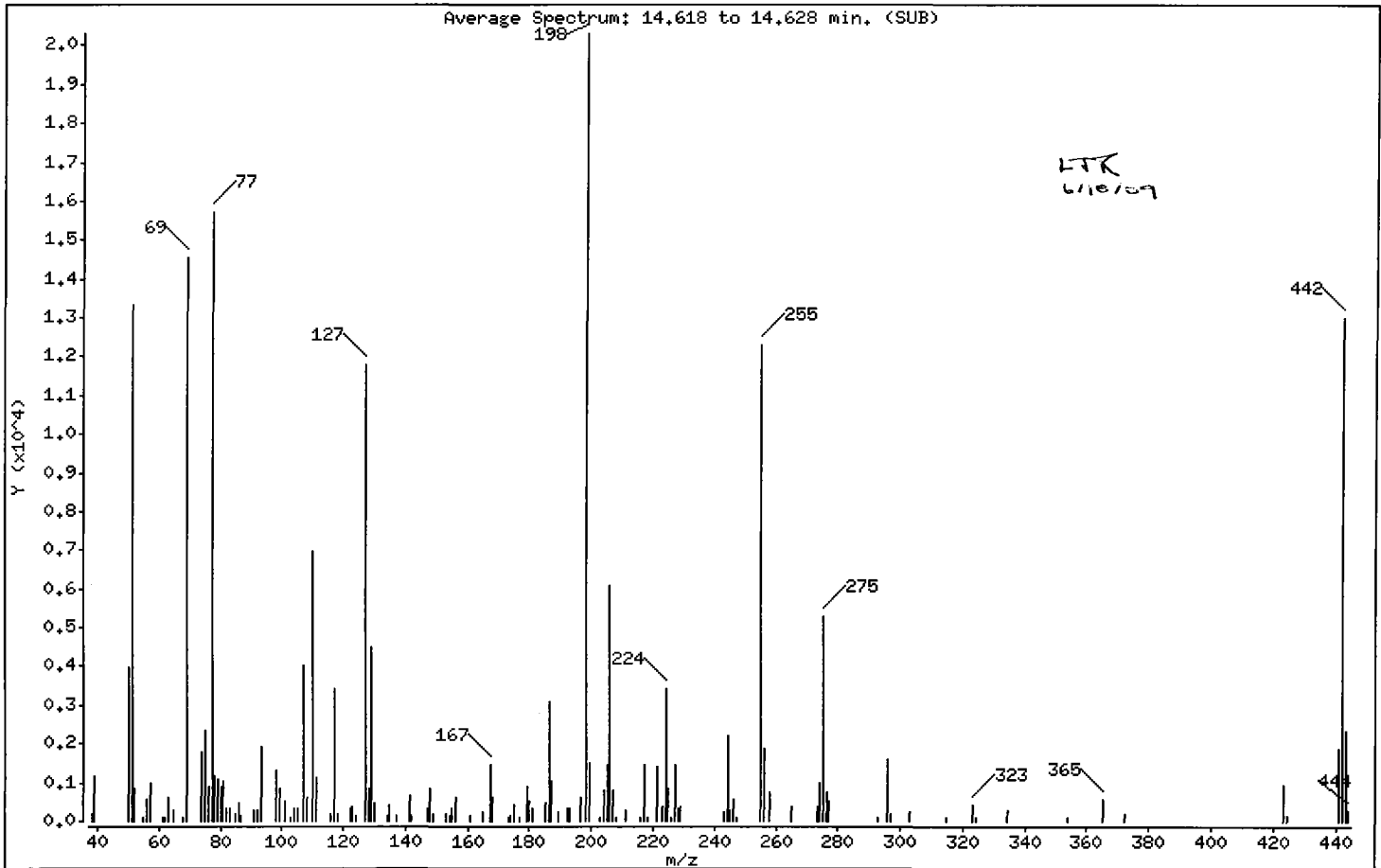
Sample Info: ABN 25

Operator: LJR

Column phase: RTX-5

Column diameter: 0.32

1 dftpp



m/e	ION ABUNDANCE CRITERIA	% RELATIVE ABUNDANCE
198	Base Peak, 100% relative abundance	100.00
51	30.00 - 80.00% of mass 198	65.75
68	Less than 2.00% of mass 69	0.53 (0.74)
69	Mass 69 relative abundance	71.56
70	Less than 2.00% of mass 69	0.00 (0.00)
127	25.00 - 75.00% of mass 198	58.15
197	Less than 1.00% of mass 198	0.00
199	5.00 - 9.00% of mass 198	7.44
275	10.00 - 30.00% of mass 198	26.14
365	Greater than 0.75% of mass 198	2.82
441	Present, but less than mass 443	9.19
442	40.00 - 110.00% of mass 198	63.95
443	15.00 - 24.00% of mass 442	11.56 (18.07)

Date : 17-JUN-2009 13:44

Client ID:

Instrument: nt6.i

Sample Info: ABN 25

Operator: LJR

Column phase: RTX-5

Column diameter: 0.32

Data File: cc0617.d

Spectrum: Average Spectrum: 14.618 to 14.628 min. (SUB)

Location of Maximum: 198.00

Number of points: 131

m/z	Y	m/z	Y	m/z	Y	m/z	Y
38.00	169	103.00	74	173.00	73	229.00	351
39.00	1148	104.00	326	174.00	144	243.00	216
50.00	3982	105.00	320	175.00	438	244.00	2205
51.00	13353	107.00	4037	177.00	97	245.00	295
52.00	821	108.00	610	179.00	878	246.00	556
55.00	99	110.00	6989	180.00	499	247.00	82
56.00	544	111.00	1117	181.00	318	255.00	12307
57.00	973	116.00	176	185.00	473	256.00	1883
61.00	80	117.00	3436	186.00	3084	258.00	756
62.00	78	118.00	172	187.00	1023	265.00	358
63.00	605	122.00	308	189.00	212	273.00	372
65.00	280	123.00	379	192.00	314	274.00	995
68.00	108	124.00	156	193.00	308	275.00	5309
69.00	14533	127.00	11810	196.00	608	276.00	746
74.00	1784	128.00	844	198.00	20304	277.00	495
75.00	2348	129.00	4498	199.00	1512	293.00	84
76.00	898	130.00	481	203.00	72	296.00	1586
77.00	15698	134.00	149	204.00	797	297.00	180
78.00	1176	135.00	409	205.00	1471	303.00	220
79.00	1086	137.00	138	206.00	6083	315.00	75
80.00	900	141.00	659	207.00	812	323.00	435
81.00	1041	142.00	117	208.00	93	324.00	89
82.00	336	147.00	322	211.00	273	334.00	293
83.00	310	148.00	858	216.00	89	354.00	91
85.00	177	149.00	180	217.00	1440	365.00	572
86.00	463	153.00	173	218.00	92	372.00	183
87.00	150	154.00	158	221.00	1409	423.00	913
91.00	296	155.00	327	223.00	359	424.00	141
92.00	275	156.00	589	224.00	3410	441.00	1867
93.00	1904	161.00	122	225.00	863	442.00	12987
98.00	1319	165.00	254	226.00	77	443.00	2347
99.00	846	167.00	1438	227.00	1454	444.00	269
101.00	502	168.00	597	228.00	316		

Date : 17-JUN-2009 13:44

Client ID:

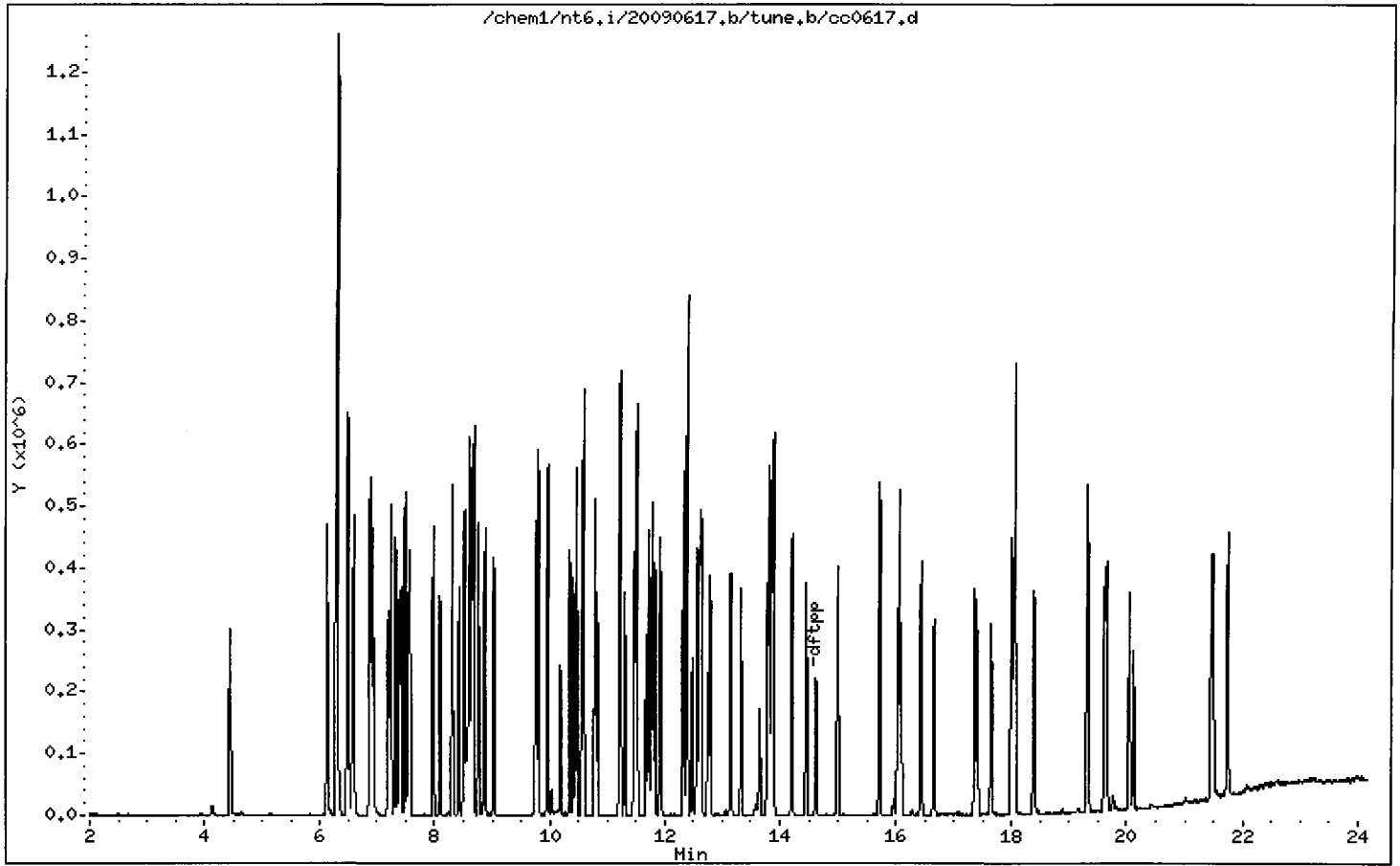
Instrument: nt6.i

Sample Info: ABN 25

Operator: LJR

Column phase: RTX-5

Column diameter: 0.32



ORGANICS ANALYSIS DATA SHEET

PSDDA Semivolatiles by SW8270D GC/MS

Page 1 of 2

Sample ID: MB-061009

METHOD BLANK

Lab Sample ID: MB-061009

LIMS ID: 09-12946

Matrix: Sediment

Data Release Authorized: *RB*

Reported: 06/18/09

QC Report No: PB63-ENVIRONMENTAL SCIENCE CORP.

Project: JELD-WEN NORD DOOR

008.0228.00017

Date Sampled: NA

Date Received: NA

Date Extracted: 06/10/09

Date Analyzed: 06/16/09 12:26

Instrument/Analyst: NT6/LJR

GPC Cleanup: Yes

Sample Amount: 25.0 g

Final Extract Volume: 0.5 mL

Dilution Factor: 1.00

Percent Moisture: NA

CAS Number	Analyte	RL	Result
108-95-2	Phenol	20	< 20 U
541-73-1	1,3-Dichlorobenzene	20	< 20 U
106-46-7	1,4-Dichlorobenzene	20	< 20 U
100-51-6	Benzyl Alcohol	20	< 20 U
95-50-1	1,2-Dichlorobenzene	20	< 20 U
95-48-7	2-Methylphenol	20	< 20 U
106-44-5	4-Methylphenol	20	< 20 U
67-72-1	Hexachloroethane	20	< 20 U
105-67-9	2,4-Dimethylphenol	20	< 20 U
65-85-0	Benzoic Acid	200	< 200 U
120-82-1	1,2,4-Trichlorobenzene	20	< 20 U
91-20-3	Naphthalene	20	< 20 U
87-68-3	Hexachlorobutadiene	20	< 20 U
91-57-6	2-Methylnaphthalene	20	< 20 U
131-11-3	Dimethylphthalate	20	< 20 U
208-96-8	Acenaphthylene	20	< 20 U
83-32-9	Acenaphthene	20	< 20 U
132-64-9	Dibenzofuran	20	< 20 U
84-66-2	Diethylphthalate	20	< 20 U
86-73-7	Fluorene	20	< 20 U
86-30-6	N-Nitrosodiphenylamine	20	< 20 U
118-74-1	Hexachlorobenzene	20	< 20 U
87-86-5	Pentachlorophenol	100	< 100 U
85-01-8	Phenanthrene	20	< 20 U
120-12-7	Anthracene	20	< 20 U
84-74-2	Di-n-Butylphthalate	20	< 20 U
206-44-0	Fluoranthene	20	< 20 U
129-00-0	Pyrene	20	< 20 U
85-68-7	Butylbenzylphthalate	20	< 20 U
56-55-3	Benzo(a)anthracene	20	< 20 U
117-81-7	bis(2-Ethylhexyl)phthalate	20	< 20 U
218-01-9	Chrysene	20	< 20 U
117-84-0	Di-n-Octyl phthalate	20	< 20 U
205-99-2	Benzo(b)fluoranthene	20	< 20 U
207-08-9	Benzo(k)fluoranthene	20	< 20 U
50-32-8	Benzo(a)pyrene	20	< 20 U
193-39-5	Indeno(1,2,3-cd)pyrene	20	< 20 U

ORGANICS ANALYSIS DATA SHEET
PSDDA Semivolatiles by SW8270D GC/MS
 Page 2 of 2

Sample ID: MB-061009
METHOD BLANK

Lab Sample ID: MB-061009
 LIMS ID: 09-12946
 Matrix: Sediment
 Date Analyzed: 06/16/09 12:26

QC Report No: PB63-ENVIROMENTAL SCIENCE CORP.
 Project: JELD-WEN NORD DOOR
 008.0228.00017

CAS Number	Analyte	RL	Result
53-70-3	Dibenz (a,h)anthracene	20	< 20 U
191-24-2	Benzo (g,h,i)perylene	20	< 20 U
90-12-0	1-Methylnaphthalene	20	< 20 U

Reported in µg/kg (ppb)

Semivolatile Surrogate Recovery

d5-Nitrobenzene	54.8%	2-Fluorobiphenyl	58.8%
d14-p-Terphenyl	80.8%	d4-1,2-Dichlorobenzene	52.4%
d5-Phenol	59.2%	2-Fluorophenol	55.7%
2,4,6-Tribromophenol	62.1%	d4-2-Chlorophenol	55.5%

Analytical Resources, Inc.

Semivolatiles Report SW846 Method 8270D

Data file : /chem1/nt6.i/20090616.b/pb63mb.d
 Lab Smp Id: PB63MBS1 Client Smp ID: PB63MBS1
 Inj Date : 16-JUN-2009 12:26
 Operator : LJR/VTS Inst ID: nt6.i
 Smp Info : PB63MBS1
 Misc Info : 09-12946
 Comment : 1ul Injection
 Method : /chem1/nt6.i/20090616.b/SW846.m
 Meth Date : 17-Jun-2009 11:06 jeff Quant Type: ISTD
 Cal Date : 11-JUN-2009 14:21 Cal File: 0050611a.d
 Als bottle: 2 QC Sample: BLANK
 Dil Factor: 1.00000
 Integrator: HP RTE Compound Sublist: PSDDAMBLCS.sub
 Target Version: 3.50

LJR
6/17/09

Concentration Formula: Amt * DF * Vt / (Ws * (100 - M) / 100) * CpndVariable

Name	Value	Description
DF	1.00000	Dilution Factor
Vt	500.00000	Volume of final extract (uL)
Ws	25.00000	Weight of sample extracted (g)
M	0.00000	% Moisture

Cpnd Variable

Local Compound Variable

Compounds	QUANT SIG	RT	EXP RT	REL RT	RESPONSE	CONCENTRATIONS	
						ON-COLUMN (ug/mL)	FINAL (ug/kg)
\$ 1 2-Fluorophenol	112	4.652	4.638	(0.691)	167938	20.9118	418.2
\$ 2 Phenol-d5	99	6.425	6.428	(0.955)	238887	22.1514	443.0
3 Phenol	94	Compound Not Detected.					
\$ 5 2-Chlorophenol-d4	132	6.436	6.438	(0.956)	136654	20.7948	415.9
4 Bis(2-Chloroethyl)ether	93	Compound Not Detected.					
6 2-Chlorophenol	128	Compound Not Detected.					
7 1,3-Dichlorobenzene	146	Compound Not Detected.					
* 8 1,4-Dichlorobenzene-d4	152	6.730	6.732	(1.000)	97409	20.0000	
9 1,4-Dichlorobenzene	146	Compound Not Detected.					
\$ 10 1,2-Dichlorobenzene-d4	152	7.029	7.036	(1.044)	63476	13.0865	261.7
12 1,2-Dichlorobenzene	146	Compound Not Detected.					
11 Benzyl alcohol	108	Compound Not Detected.					
14 2,2'-oxybis(1-Chloropropane)	45	Compound Not Detected.					
13 2-Methylphenol	108	Compound Not Detected.					
17 Hexachloroethane	117	Compound Not Detected.					

Compounds	QUANT SIG MASS	RT	EXP RT	REL RT	RESPONSE	CONCENTRATIONS	
						ON-COLUMN (ug/mL)	FINAL (ug/kg)
16 N-Nitroso-di-n-propylamine	70						
15 4-Methylphenol	108						
\$ 18 Nitrobenzene-d5	82	7.691	7.704	(0.874)	147809	13.6783	273.6
19 Nitrobenzene	77						
20 Isophorone	82						
21 2-Nitrophenol	139						
22 2,4-Dimethylphenol	107						
23 Bis(2-Chloroethoxy)methane	93						
24 Benzoic acid	105						
25 2,4-Dichlorophenol	162						
26 1,2,4-Trichlorobenzene	180						
* 27 Naphthalene-d8	136	8.797	8.804	(1.000)	351858	20.0000	
28 Naphthalene	128						
29 4-Chloroaniline	127						
30 Hexachlorobutadiene	225						
31 4-Chloro-3-methylphenol	107						
32 2-Methylnaphthalene	141						
33 Hexachlorocyclopentadiene	237						
34 2,4,6-Trichlorophenol	196						
35 2,4,5-Trichlorophenol	196						
\$ 36 2-Fluorobiphenyl	172	10.618	10.626	(0.913)	214870	14.6530	293.1
37 2-Chloronaphthalene	162						
38 2-Nitroaniline	65						
39 Dimethylphthalate	163						
40 Acenaphthylene	152						
41 2,6-Dinitrotoluene	165						
* 42 Acenaphthene-d10	164	11.633	11.635	(1.000)	197419	20.0000	
43 3-Nitroaniline	138						
44 Acenaphthene	153						
45 2,4-Dinitrophenol	184						
46 Dibenzofuran	168						
47 4-Nitrophenol	109						
48 2,4-Dinitrotoluene	165						
50 Diethylphthalate	149						
49 Fluorene	166						
51 4-Chlorophenyl-phenylether	204						
52 4-Nitroaniline	138						
53 4,6-Dinitro-2-methylphenol	198						
54 N-Nitrosodiphenylamine	169						
\$ 55 2,4,6-Tribromophenol	330	12.909	12.917	(1.110)	43830	23.2843	465.7
56 4-Bromophenyl-phenylether	248						
57 Hexachlorobenzene	284						
58 Pentachlorophenol	266						
* 59 Phenanthrene-d10	188	13.956	13.964	(1.000)	312850	20.0000	
60 Phenanthrene	178						
61 Anthracene	178						
62 Carbazole	167						

Compounds	QUANT SIG MASS	RT	EXP RT	REL RT	RESPONSE	CONCENTRATIONS	
						ON-COLUMN (ug/mL)	FINAL (ug/kg)
63 Di-n-butylphthalate	149				Compound Not Detected.		
64 Fluoranthene	202				Compound Not Detected.		
65 Pyrene	202				Compound Not Detected.		
\$ 66 Terphenyl-d14	244	16.611	16.613	(0.913)	272278	20.1853	403.7
67 Butylbenzylphthalate	149				Compound Not Detected.		
68 Benzo(a)anthracene	228				Compound Not Detected.		
* 69 Chrysene-d12	240	18.202	18.210	(1.000)	252536	20.0000	
70 3,3'-Dichlorobenzidine	252				Compound Not Detected.		
71 Chrysene	228				Compound Not Detected.		
72 bis(2-Ethylhexyl)phthalate	149				Compound Not Detected.		
* 134 Di-n-octylphthalate-d4	153	19.479	19.486	(1.000)	350781	20.0000	
73 Di-n-octylphthalate	149				Compound Not Detected.		
74 Benzo(b)fluoranthene	252				Compound Not Detected.		
75 Benzo(k)fluoranthene	252				Compound Not Detected.		
76 Benzo(a)pyrene	252				Compound Not Detected.		
* 77 Perylene-d12	264	20.317	20.325	(1.000)	223186	20.0000	
78 Indeno(1,2,3-cd)pyrene	276				Compound Not Detected.		
79 Dibenzo(a,h)anthracene	278				Compound Not Detected.		
80 Benzo(g,h,i)perylene	276				Compound Not Detected.		
90 N-Nitrosodimethylamine	74				Compound Not Detected.		
91 Aniline	93				Compound Not Detected.		
93 Benzidine	184				Compound Not Detected.		
103 Pyridine	79				Compound Not Detected.		
105 1-methylnaphthalene	141				Compound Not Detected.		
111 Azobenzene (1,2-DP-Hydrazine)	77				Compound Not Detected.		

Analytical Resources, Inc.

INTERNAL STANDARD COMPOUNDS
 AREA AND RT SUMMARY

Instrument ID: nt6.i
 Lab File ID: pb63mb.d
 Lab Smp Id: PB63MBS1
 Analysis Type: SV
 Quant Type: ISTD
 Operator: LJR/VTS
 Method File: /chem1/nt6.i/20090616.b/SW846.m
 Misc Info: 09-12946

Calibration Date: 16-JUN-2009
 Calibration Time: 11:54
 Client Smp ID: PB63MBS1
 Level: LOW
 Sample Type: Solid

Test Mode:
 Use Initial Calibration Level 4.

COMPOUND	STANDARD	AREA LIMIT		SAMPLE	%DIFF
		LOWER	UPPER		
8 1,4-Dichlorobenze	112389	56194	224778	97409	-13.33
27 Naphthalene-d8	384492	192246	768984	351858	-8.49
42 Acenaphthene-d10	217478	108739	434956	197419	-9.22
59 Phenanthrene-d10	336594	168297	673188	312850	-7.05
69 Chrysene-d12	247160	123580	494320	252536	2.18
134 Di-n-octylphthala	347036	173518	694072	350781	1.08
77 Perylene-d12	232938	116469	465876	223186	-4.19

COMPOUND	STANDARD	RT LIMIT		SAMPLE	%DIFF
		LOWER	UPPER		
8 1,4-Dichlorobenze	6.73	6.23	7.23	6.73	-0.03
27 Naphthalene-d8	8.80	8.30	9.30	8.80	-0.09
42 Acenaphthene-d10	11.64	11.14	12.14	11.63	-0.02
59 Phenanthrene-d10	13.96	13.46	14.46	13.96	-0.05
69 Chrysene-d12	18.21	17.71	18.71	18.20	-0.04
134 Di-n-octylphthala	19.49	18.99	19.99	19.48	-0.04
77 Perylene-d12	20.32	19.82	20.82	20.32	-0.04

AREA UPPER LIMIT = +100% of internal standard area.
 AREA LOWER LIMIT = - 50% of internal standard area.
 RT UPPER LIMIT = + 0.50 minutes of internal standard RT.
 RT LOWER LIMIT = - 0.50 minutes of internal standard RT.

Analytical Resources, Inc.

RECOVERY REPORT

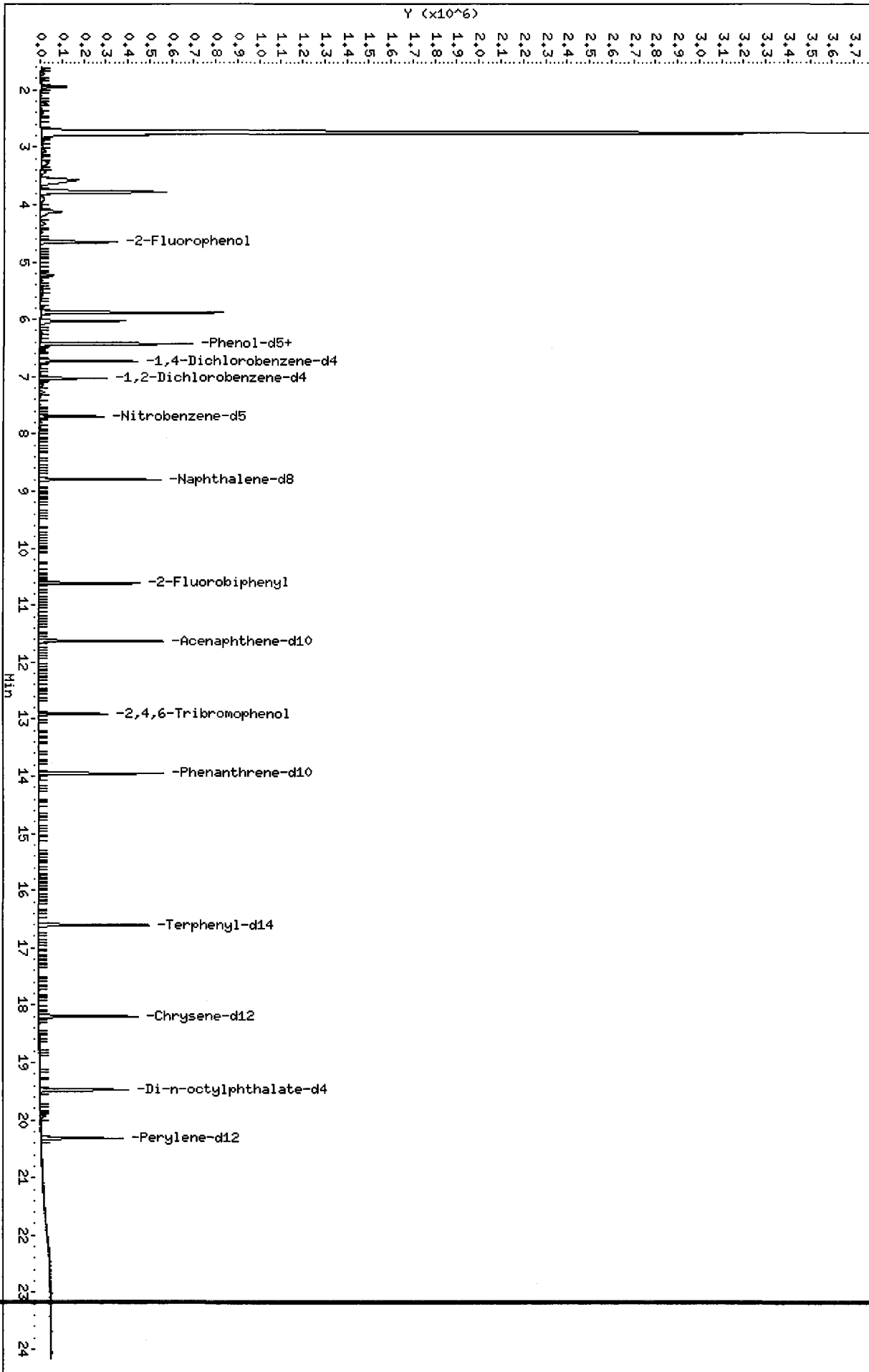
Client Name: ESC Client SDG: PB63
 Sample Matrix: SOLID Fraction: SV
 Lab Smp Id: PB63MBS1 Client Smp ID: PB63MBS1
 Level: LOW Operator: LJR/VTS
 Data Type: MS DATA SampleType: BLANK
 SpikeList File: PSDDALCS.spk Quant Type: ISTD
 Sublist File: PSDDAMBLCS.sub
 Method File: /chem1/nt6.i/20090616.b/SW846.m
 Misc Info: 09-12946

SURROGATE COMPOUND	CONC ADDED ug/kg	CONC RECOVERED ug/kg	% RECOVERED	LIMITS
\$ 1 2-Fluorophenol	750.0	418.2	55.76	26-100
\$ 2 Phenol-d5	750.0	443.0	59.07	10-100
\$ 5 2-Chlorophenol-d4	750.0	415.9	55.45	39-100
\$ 10 1,2-Dichlorobenzen	500.0	261.7	52.35	32-100
\$ 18 Nitrobenzene-d5	500.0	273.6	54.71	34-100
\$ 36 2-Fluorobiphenyl	500.0	293.1	58.61	39-100
\$ 55 2,4,6-Tribromophen	750.0	465.7	62.09	43-108
\$ 66 Terphenyl-d14	500.0	403.7	80.75	39-105

Data File: /chem1/nt6.i/20090616.b/pb63mb.d
Date: 16-JUN-2009 12:26
Client ID: PB63MBS1
Sample Info: PB63MBS1
Volume Injected (uL): 1.0
Column phase: ZB-5

Instrument: nt6.i
Operator: LJR/VTS
Column diameter: 0.32

/chem1/nt6.i/20090616.b/pb63mb.d



ORGANICS ANALYSIS DATA SHEET

PSDDA Semivolatiles by SW8270D GC/MS

Page 1 of 2

Sample ID: 3SED5-B

MATRIX SPIKE

Lab Sample ID: PB63E

LIMS ID: 09-12946

Matrix: Sediment

Data Release Authorized: *[Signature]*

Reported: 06/18/09

QC Report No: PB63-ENVIRONMENTAL SCIENCE CORP.

Project: JELD-WEN NORD DOOR

008.0228.00017

Date Sampled: 06/05/09

Date Received: 06/05/09

Date Extracted: 06/10/09

Date Analyzed: 06/16/09 16:16

Instrument/Analyst: NT6/LJR

GPC Cleanup: Yes

Sample Amount: 25.4 g-dry-wt

Final Extract Volume: 0.5 mL

Dilution Factor: 1.00

Percent Moisture: 35.1%

CAS Number	Analyte	RL	Result
108-95-2	Phenol	20	---
541-73-1	1,3-Dichlorobenzene	20	---
106-46-7	1,4-Dichlorobenzene	20	---
100-51-6	Benzyl Alcohol	20	---
95-50-1	1,2-Dichlorobenzene	20	---
95-48-7	2-Methylphenol	20	---
106-44-5	4-Methylphenol	20	---
67-72-1	Hexachloroethane	20	---
105-67-9	2,4-Dimethylphenol	20	---
65-85-0	Benzoic Acid	200	---
120-82-1	1,2,4-Trichlorobenzene	20	---
91-20-3	Naphthalene	20	---
87-68-3	Hexachlorobutadiene	20	---
91-57-6	2-Methylnaphthalene	20	---
131-11-3	Dimethylphthalate	20	---
208-96-8	Acenaphthylene	20	---
83-32-9	Acenaphthene	20	---
132-64-9	Dibenzofuran	20	---
84-66-2	Diethylphthalate	20	---
86-73-7	Fluorene	20	---
86-30-6	N-Nitrosodiphenylamine	20	---
118-74-1	Hexachlorobenzene	20	---
87-86-5	Pentachlorophenol	98	---
85-01-8	Phenanthrene	20	---
120-12-7	Anthracene	20	---
84-74-2	Di-n-Butylphthalate	20	---
206-44-0	Fluoranthene	20	---
129-00-0	Pyrene	20	---
85-68-7	Butylbenzylphthalate	20	---
56-55-3	Benzo(a)anthracene	20	---
117-81-7	bis(2-Ethylhexyl)phthalate	20	---
218-01-9	Chrysene	20	---
117-84-0	Di-n-Octyl phthalate	20	---
205-99-2	Benzo(b)fluoranthene	20	---
207-08-9	Benzo(k)fluoranthene	20	---
50-32-8	Benzo(a)pyrene	20	---
193-39-5	Indeno(1,2,3-cd)pyrene	20	---

ORGANICS ANALYSIS DATA SHEET
PSDDA Semivolatiles by SW8270D GC/MS
 Page 2 of 2

Sample ID: 3SED5-B
MATRIX SPIKE

Lab Sample ID: PB63E
 LIMS ID: 09-12946
 Matrix: Sediment
 Date Analyzed: 06/16/09 16:16

QC Report No: PB63-ENVIROMENTAL SCIENCE CORP.
 Project: JELD-WEN NORD DOOR
 008.0228.00017

CAS Number	Analyte	RL	Result
53-70-3	Dibenz (a,h) anthracene	20	---
191-24-2	Benzo (g,h,i) perylene	20	---
90-12-0	1-Methylnaphthalene	20	---

Reported in µg/kg (ppb)

Semivolatile Surrogate Recovery

d5-Nitrobenzene	58.4%	2-Fluorobiphenyl	69.2%
d14-p-Terphenyl	68.0%	d4-1,2-Dichlorobenzene	54.0%
d5-Phenol	68.0%	2-Fluorophenol	61.3%
2,4,6-Tribromophenol	72.8%	d4-2-Chlorophenol	64.5%

Analytical Resources, Inc.

Semivolatiles Report SW846 Method 8270D

Data file : /chem1/nt6.i/20090616.b/pb63ems.d
 Lab Smp Id: PB63EMS Client Smp ID: 3SED5-B MS
 Inj Date : 16-JUN-2009 16:16
 Operator : LJR/VTS Inst ID: nt6.i
 Smp Info : PB63EMS
 Misc Info : 09-12946
 Comment : 1ul Injection
 Method : /chem1/nt6.i/20090616.b/SW846.m
 Meth Date : 17-Jun-2009 11:06 jeff Quant Type: ISTD
 Cal Date : 11-JUN-2009 14:21 Cal File: 0050611a.d
 Als bottle: 9 QC Sample: MS
 Dil Factor: 1.00000
 Integrator: HP RTE Compound Sublist: PSDDA.sub
 Target Version: 3.50

LJR
6/17/09

Concentration Formula: Amt * DF * Vt / (Ws * (100 - M) / 100) * CpndVariable

Name	Value	Description
DF	1.00000	Dilution Factor
Vt	500.00000	Volume of final extract (uL)
Ws	39.10000	Weight of sample extracted (g)
M	35.10000	% Moisture

Cpnd Variable

Local Compound Variable

Compounds	QUANT SIG	RT	EXP RT	REL RT	RESPONSE	CONCENTRATIONS	
						ON-COLUMN (ug/mL)	FINAL (ug/kg)
\$ 1 2-Fluorophenol	112	4.697	4.638	(0.696)	188550	22.9541	452.3
\$ 2 Phenol-d5	99	6.502	6.428	(0.964)	281577	25.5268	503.0
3 Phenol	94	6.524	6.444	(0.967)	190709	16.0076	315.4
\$ 5 2-Chlorophenol-d4	132	6.470	6.438	(0.959)	162353	24.1537	475.9
4 Bis(2-Chloroethyl) ether	93	6.460	6.444	(0.957)	140759	15.6521	308.4
6 2-Chlorophenol	128	6.492	6.465	(0.962)	127396	16.9293	333.6
7 1,3-Dichlorobenzene	146	6.673	6.662	(0.989)	109157	13.3237	262.5
* 8 1,4-Dichlorobenzene-d4	152	6.748	6.732	(1.000)	99634	20.0000	
9 1,4-Dichlorobenzene	146	6.769	6.759	(1.003)	113505	13.8351	272.6
\$ 10 1,2-Dichlorobenzene-d4	152	7.042	7.036	(1.044)	67041	13.5128	266.3
12 1,2-Dichlorobenzene	146	7.063	7.052	(1.047)	112293	13.9423	274.7
11 Benzyl alcohol	108	7.106	7.084	(1.053)	153870	27.5890	543.6
14 2,2'-oxybis(1-Chloropropane)	45	7.362	7.351	(1.091)	222211	19.9462	393.0
13 2-Methylphenol	108	7.410	7.384	(1.098)	134002	17.1751	338.4
17 Hexachloroethane	117	7.549	7.544	(1.119)	47135	12.4288	244.9

Compounds	QUANT SIG				RESPONSE	CONCENTRATIONS	
	MASS	RT	EXP RT	REL RT		ON-COLUMN (ug/mL)	FINAL (ug/kg)
16 N-Nitroso-di-n-propylamine	70	7.586	7.576	(1.124)	120091	16.2376	319.9
15 4-Methylphenol	108	7.661	7.629	(1.135)	293929	36.8565	726.2
\$ 18 Nitrobenzene-d5	82	7.709	7.704	(0.875)	154432	14.6335	288.3
19 Nitrobenzene	77	7.736	7.731	(0.878)	165591	15.1159	297.8
20 Isophorone	82	8.147	8.131	(0.925)	300989	16.4288	323.7
21 2-Nitrophenol	139	8.259	8.254	(0.938)	63500	15.9125	313.5
22 2,4-Dimethylphenol	107	8.468	8.452	(0.961)	147679	16.9075	333.1
23 Bis(2-Chloroethoxy)methane	93	8.580	8.575	(0.974)	165827	16.4301	323.7
24 Benzoic acid	105	8.820	8.799	(1.001)	282644	51.7823	1020
25 2,4-Dichlorophenol	162	8.681	8.671	(0.985)	106231	18.6772	368.0
26 1,2,4-Trichlorobenzene	180	8.767	8.767	(0.995)	106698	15.4470	304.4
* 27 Naphthalene-d8	136	8.810	8.804	(1.000)	343626	20.0000	
28 Naphthalene	128	8.842	8.836	(1.004)	324669	15.8936	313.2
29 4-Chloroaniline	127	9.071	9.023	(1.030)	36510	4.14569	81.69 (RM)
30 Hexachlorobutadiene	225	9.183	9.183	(1.042)	61273	15.8574	312.5
31 4-Chloro-3-methylphenol	107	9.921	9.899	(1.126)	135977	18.8802	372.0
32 2-Methylnaphthalene	141	9.963	9.958	(1.131)	186061	16.7203	329.5
33 Hexachlorocyclopentadiene	237	10.348	10.342	(0.889)	51344	14.1453	278.7
34 2,4,6-Trichlorophenol	196	10.513	10.503	(0.903)	82263	20.1604	397.2
35 2,4,5-Trichlorophenol	196	10.588	10.567	(0.909)	86909	20.7798	409.4
\$ 36 2-Fluorobiphenyl	172	10.626	10.626	(0.912)	246181	17.3323	341.5
37 2-Chloronaphthalene	162	10.727	10.722	(0.921)	227620	17.8823	352.3
38 2-Nitroaniline	65	10.999	10.989	(0.944)	104185	19.6784	387.7
39 Dimethylphthalate	163	11.400	11.389	(0.979)	271683	19.4749	383.7
40 Acenaphthylene	152	11.389	11.384	(0.978)	371468	19.5453	385.1
41 2,6-Dinitrotoluene	165	11.475	11.469	(0.985)	58996	19.4519	383.3
* 42 Acenaphthene-d10	164	11.646	11.635	(1.000)	191223	20.0000	
43 3-Nitroaniline	138	11.678	11.667	(1.003)	42405	12.2456	241.3
44 Acenaphthene	153	11.694	11.683	(1.004)	224139	18.6865	368.2
45 2,4-Dinitrophenol	184	11.854	11.838	(1.018)	82362	55.0132	1084
46 Dibenzofuran	168	11.955	11.950	(1.027)	327739	18.9106	372.6
47 4-Nitrophenol	109	12.094	12.068	(1.039)	45075	20.4126	402.2
48 2,4-Dinitrotoluene	165	12.094	12.084	(1.039)	78966	20.0774	395.6
50 Diethylphthalate	149	12.543	12.543	(1.077)	263016	20.7132	408.1
49 Fluorene	166	12.500	12.495	(1.073)	278419	19.6400	387.0
51 4-Chlorophenyl-phenylether	204	12.559	12.554	(1.078)	134739	19.2576	379.4
52 4-Nitroaniline	138	12.661	12.650	(1.087)	17813	5.78873	114.1 (R)
53 4,6-Dinitro-2-methylphenol	198	12.741	12.730	(0.912)	131449	61.8901	1219
54 N-Nitrosodiphenylamine	169	12.778	12.773	(0.914)	186715	21.2192	418.1
\$ 55 2,4,6-Tribromophenol	330	12.928	12.917	(1.110)	49770	27.2966	537.8
56 4-Bromophenyl-phenylether	248	13.323	13.317	(0.953)	76929	21.4477	422.6
57 Hexachlorobenzene	284	13.510	13.504	(0.967)	73786	20.1557	397.1
58 Pentachlorophenol	266	13.836	13.825	(0.990)	40953	24.4964	482.7
* 59 Phenanthrene-d10	188	13.974	13.964	(1.000)	282035	20.0000	
60 Phenanthrene	178	14.012	14.001	(1.003)	569417	31.8085	626.7 (R)
61 Anthracene	178	14.076	14.071	(1.007)	366986	20.2214	398.4
62 Carbazole	167	14.396	14.386	(1.030)	333901	22.3890	441.1

Compounds	QUANT SIG				RESPONSE	CONCENTRATIONS	
	MASS	RT	EXP RT	REL RT		ON-COLUMN (ug/mL)	FINAL (ug/kg)
63 Di-n-butylphthalate	149	15.176	15.165	(1.086)	388849	21.7928	429.4
64 Fluoranthene	202	15.919	15.903	(1.139)	900825	49.2893	971.2 (R)
65 Pyrene	202	16.255	16.239	(0.892)	823313	32.6814	643.9 (R)
\$ 66 Terphenyl-d14	244	16.624	16.613	(0.912)	276520	17.0251	335.5
67 Butylbenzylphthalate	149	17.548	17.532	(0.963)	195416	19.2076	378.5
68 Benzo(a)anthracene	228	18.205	18.183	(0.999)	504271	22.4679	442.7
* 69 Chrysene-d12	240	18.226	18.210	(1.000)	304091	20.0000	
70 3,3'-Dichlorobenzidine	252	18.269	18.242	(1.002)	35567	4.32278	85.17 (RM)
71 Chrysene	228	18.263	18.247	(1.002)	597339	27.7956	547.7 (R)
72 bis(2-Ethylhexyl)phthalate	149	18.573	18.557	(0.952)	286205	20.2392	398.8
* 134 Di-n-octylphthalate-d4	153	19.508	19.486	(1.000)	455943	20.0000	
73 Di-n-octylphthalate	149	19.513	19.492	(1.000)	435795	17.7319	349.4
74 Benzo(b)fluoranthene	252	19.850	19.812	(0.975)	504000	27.0308	532.6 (M)
75 Benzo(k)fluoranthene	252	19.876	19.844	(0.976)	485159	25.3335	499.2 (M)
76 Benzo(a)pyrene	252	20.277	20.245	(0.996)	383903	22.7452	448.2
* 77 Perylene-d12	264	20.357	20.325	(1.000)	257299	20.0000	
78 Indeno(1,2,3-cd)pyrene	276	21.708	21.660	(1.066)	314580	13.9813	275.5
79 Dibenzo(a,h)anthracene	278	21.735	21.698	(1.068)	252572	14.7857	291.3
80 Benzo(g,h,i)perylene	276	21.991	21.954	(1.080)	243323	12.3740	243.8
90 N-Nitrosodimethylamine	74	1.861	1.818	(0.276)	115948	18.3683	361.9
91 Aniline	93	Compound Not Detected.					
93 Benzidine	184	Compound Not Detected.					
103 Pyridine	79	1.866	1.807	(0.277)	37857	3.49621	68.89
105 1-methylnaphthalene	141	10.129	10.124	(1.150)	195530	18.3481	361.5
111 Azobenzene (1,2-DP-Hydrazine)	77	12.805	12.799	(1.100)	399127	19.6406	387.0

QC Flag Legend

R - Spike/Surrogate failed recovery limits.
 M - Compound response manually integrated.

Analytical Resources, Inc.

INTERNAL STANDARD COMPOUNDS
 AREA AND RT SUMMARY

Instrument ID: nt6.i
 Lab File ID: pb63ems.d
 Lab Smp Id: PB63EMS
 Analysis Type: SV
 Quant Type: ISTD
 Operator: LJR/VTS
 Method File: /chem1/nt6.i/20090616.b/SW846.m
 Misc Info: 09-12946

Calibration Date: 16-JUN-2009
 Calibration Time: 11:54
 Client Smp ID: 3SED5-B MS
 Level: LOW
 Sample Type: Sediment

Test Mode:
 Use Initial Calibration Level 4.

COMPOUND	STANDARD	AREA LIMIT		SAMPLE	%DIFF
		LOWER	UPPER		
8 1,4-Dichlorobenze	112389	56194	224778	99634	-11.35
27 Naphthalene-d8	384492	192246	768984	343626	-10.63
42 Acenaphthene-d10	217478	108739	434956	191223	-12.07
59 Phenanthrene-d10	336594	168297	673188	282035	-16.21
69 Chrysene-d12	247160	123580	494320	304091	23.03
134 Di-n-octylphthala	347036	173518	694072	455943	31.38
77 Perylene-d12	232938	116469	465876	257299	10.46

COMPOUND	STANDARD	RT LIMIT		SAMPLE	%DIFF
		LOWER	UPPER		
8 1,4-Dichlorobenze	6.73	6.23	7.23	6.75	0.24
27 Naphthalene-d8	8.80	8.30	9.30	8.81	0.06
42 Acenaphthene-d10	11.64	11.14	12.14	11.65	0.09
59 Phenanthrene-d10	13.96	13.46	14.46	13.97	0.08
69 Chrysene-d12	18.21	17.71	18.71	18.23	0.09
134 Di-n-octylphthala	19.49	18.99	19.99	19.51	0.11
77 Perylene-d12	20.32	19.82	20.82	20.36	0.16

AREA UPPER LIMIT = +100% of internal standard area.
 AREA LOWER LIMIT = - 50% of internal standard area.
 RT UPPER LIMIT = + 0.50 minutes of internal standard RT.
 RT LOWER LIMIT = - 0.50 minutes of internal standard RT.

Analytical Resources, Inc.

RECOVERY REPORT

Client Name: ESC Client SDG: PB63
 Sample Matrix: SOLID Fraction: SV
 Lab Smp Id: PB63EMS Client Smp ID: 3SED5-B MS
 Level: LOW Operator: LJR/VTS
 Data Type: MS DATA SampleType: MS
 SpikeList File: PSDDALCS.spk Quant Type: ISTD
 Sublist File: PSDDA.sub
 Method File: /chem1/nt6.i/20090616.b/SW846.m
 Misc Info: 09-12946

SPIKE COMPOUND	CONC ADDED ug/kg	CONC RECOVERED ug/kg	% RECOVERED	LIMITS
3 Phenol	492.6	315.4	64.03	31-102
4 Bis(2-Chloroethyl)	492.6	308.4	62.61	30-100
6 2-Chlorophenol	492.6	333.6	67.72	36-100
7 1,3-Dichlorobenzen	492.6	262.5	53.29	32-100
9 1,4-Dichlorobenzen	492.6	272.6	55.34	33-100
11 Benzyl alcohol	985.2	543.6	55.18	10-100
12 1,2-Dichlorobenzen	492.6	274.7	55.77	34-100
13 2-Methylphenol	492.6	338.4	68.70	34-100
14 2,2'-oxybis(1-Chlo	492.6	393.0	79.78	29-100
15 4-Methylphenol	985.2	726.2	73.71	39-100
16 N-Nitroso-di-n-pro	492.6	319.9	64.95	32-100
17 Hexachloroethane	492.6	244.9	49.72	29-100
19 Nitrobenzene	492.6	297.8	60.46	28-100
20 Isophorone	492.6	323.7	65.72	46-100
21 2-Nitrophenol	492.6	313.5	63.65	37-100
22 2,4-Dimethylphenol	492.6	333.1	67.63	19-100
23 Bis(2-Chloroethoxy	492.6	323.7	65.72	38-100
24 Benzoic acid	1478	1020	69.04	21-123
25 2,4-Dichlorophenol	492.6	368.0	74.71	39-100
26 1,2,4-Trichloroben	492.6	304.4	61.79	36-100
28 Naphthalene	492.6	313.2	63.57	37-100
29 4-Chloroaniline	1182	81.69	6.91	10-100
30 Hexachlorobutadien	492.6	312.5	63.43	33-100
31 4-Chloro-3-methylp	492.6	372.0	75.52	42-102
32 2-Methylnaphthalen	492.6	329.5	66.88	41-100
33 Hexachlorocyclopen	1478	278.7	18.86	15-104
34 2,4,6-Trichlorophe	492.6	397.2	80.64	42-100
35 2,4,5-Trichlorophe	492.6	409.4	83.12	43-100
37 2-Chloronaphthalen	492.6	352.3	71.53	36-100
38 2-Nitroaniline	492.6	387.7	78.71	41-100
39 Dimethylphthalate	492.6	383.7	77.90	48-100
40 Acenaphthylene	492.6	385.1	78.18	42-100
41 2,6-Dinitrotoluene	492.6	383.3	77.81	44-106

SPIKE COMPOUND	CONC ADDED ug/kg	CONC RECOVERED ug/kg	% RECOVERED	LIMITS
43 3-Nitroaniline	1261	241.3	19.13	15-108
44 Acenaphthene	492.6	368.2	74.75	38-100
45 2,4-Dinitrophenol	1478	1084	73.35	20-140
46 Dibenzofuran	492.6	372.6	75.64	45-100
47 4-Nitrophenol	492.6	402.2	81.65	21-108
48 2,4-Dinitrotoluene	492.6	395.6	80.31	48-111
49 Fluorene	492.6	387.0	78.56	45-100
50 Diethylphthalate	492.6	408.1	82.85	48-102
51 4-Chlorophenyl-phe	492.6	379.4	77.03	45-100
52 4-Nitroaniline	492.6	114.1	23.15*	25-100
53 4,6-Dinitro-2-meth	1478	1219	82.52	23-115
54 N-Nitrosodiphenyla	492.6	418.1	84.88	50-128
56 4-Bromophenyl-phen	492.6	422.6	85.79	45-100
57 Hexachlorobenzene	492.6	397.1	80.62	44-101
58 Pentachlorophenol	492.6	482.7	97.99	35-105
60 Phenanthrene	492.6	626.7	127.23*	45-100
61 Anthracene	492.6	398.4	80.89	43-100
62 Carbazole	492.6	441.1	89.56	51-106
63 Di-n-butylphthalat	492.6	429.4	87.17	51-109
64 Fluoranthene	492.6	971.2	197.16*	52-107
65 Pyrene	492.6	643.9	130.73*	41-113
67 Butylbenzylphthala	492.6	378.5	76.83	40-118
68 Benzo(a)anthracene	492.6	442.7	89.87	44-106
70 3,3'-Dichlorobenzi	1261	85.17	6.75*	10-100
71 Chrysene	492.6	547.7	111.18*	48-102
72 bis(2-Ethylhexyl)p	492.6	398.8	80.96	38-125
73 Di-n-octylphthalat	492.6	349.4	70.93	29-116
74 Benzo(b)fluoranthene	492.6	532.6	108.12	49-112
75 Benzo(k)fluoranthene	492.6	499.2	101.33	48-116
76 Benzo(a)pyrene	492.6	448.2	90.98	41-100
78 Indeno(1,2,3-cd)py	492.6	275.5	55.93	29-117
79 Dibenzo(a,h)anthra	492.6	291.3	59.14	34-117
80 Benzo(g,h,i)peryle	492.6	243.8	49.50	24-122
91 Aniline	1202	0.000		10-100
111 Azobenzene (1,2-DP	492.6	387.0	78.56	44-101
90 N-Nitrosodimethyla	492.6	361.9	73.47	25-100
105 1-methylnaphthalen	492.6	361.5	73.39	40-100
103 Pyridine	492.6	68.89	13.98	10-100

OK

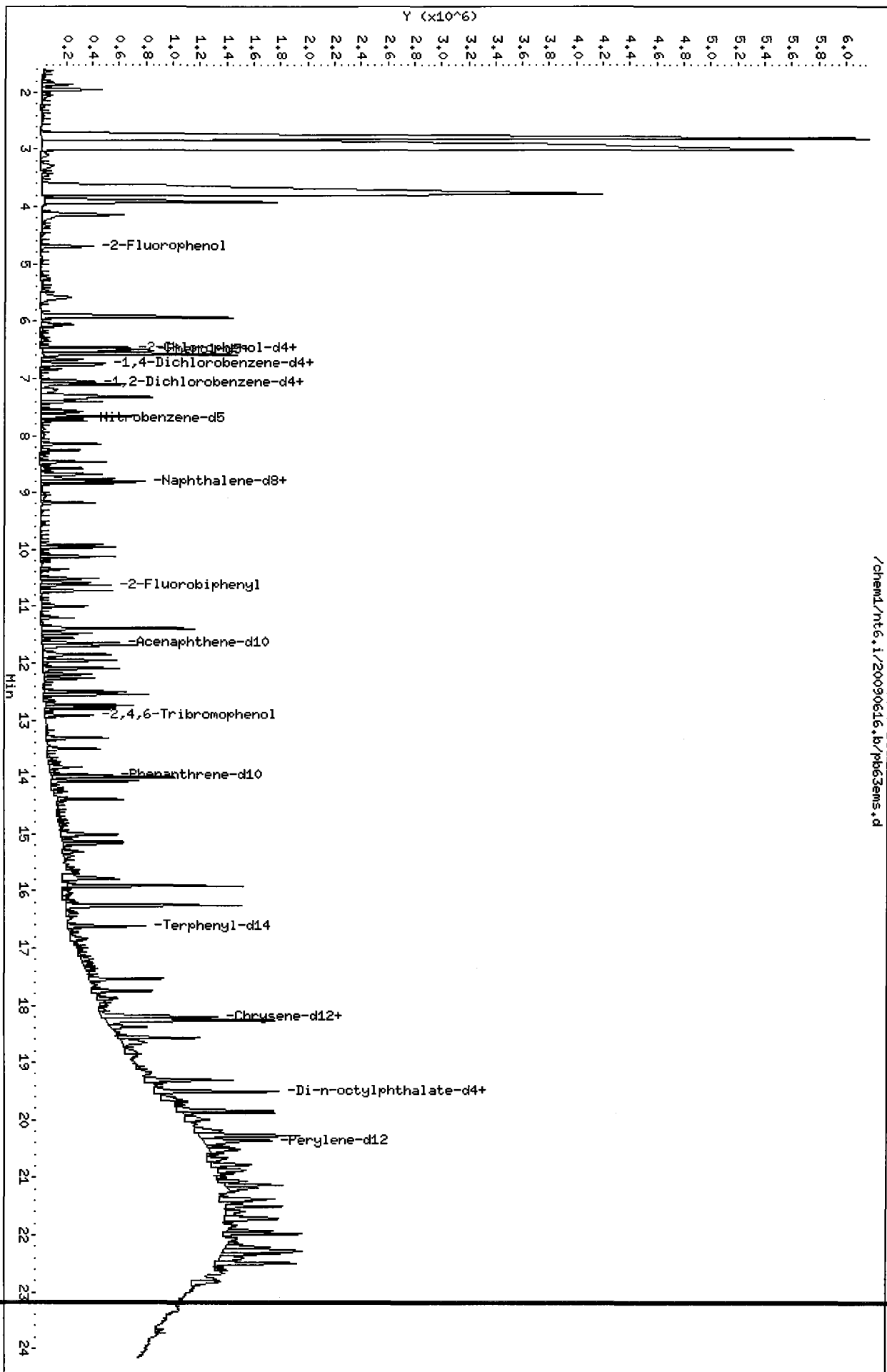
SURROGATE COMPOUND	CONC ADDED ug/kg	CONC RECOVERED ug/kg	% RECOVERED	LIMITS
\$ 1 2-Fluorophenol	738.9	452.3	61.21	21-100
\$ 2 Phenol-d5	738.9	503.0	68.07	10-100

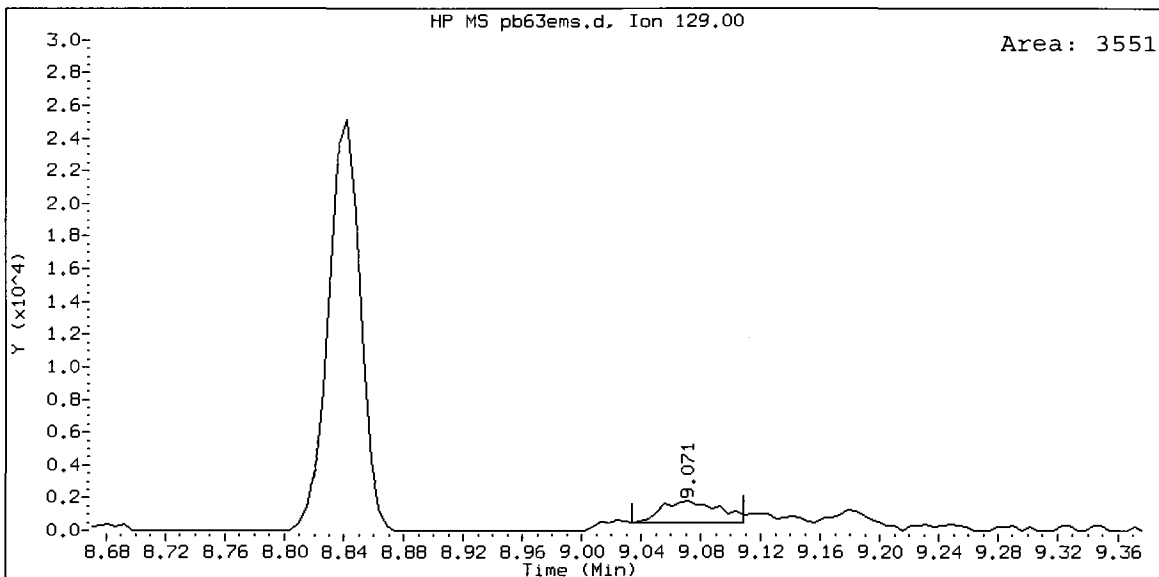
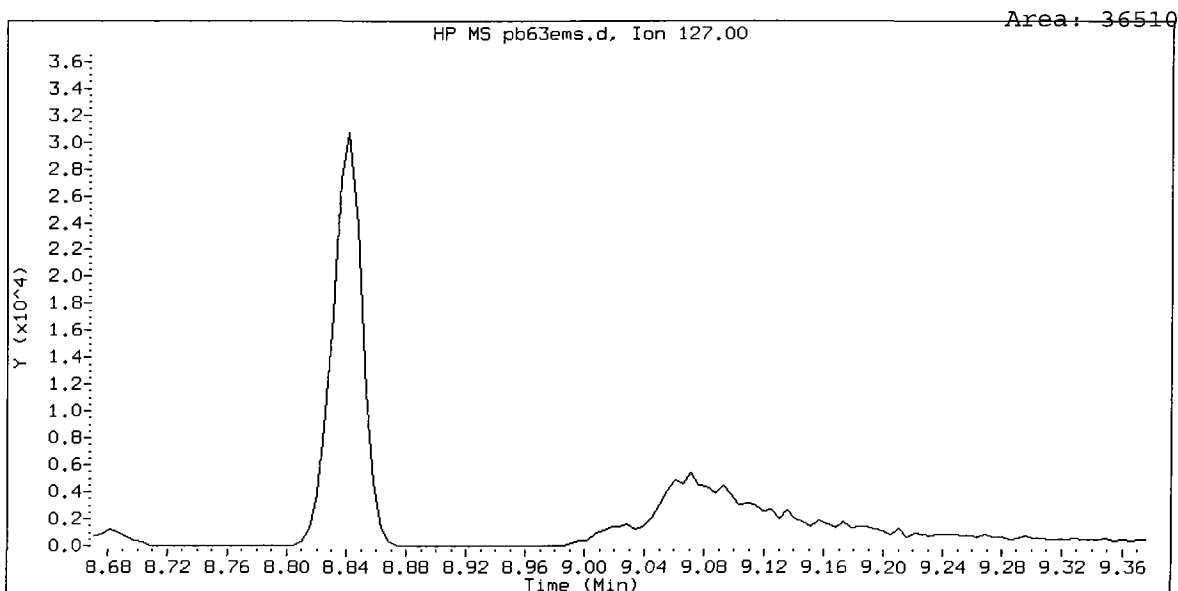
SURROGATE COMPOUND	CONC ADDED ug/kg	CONC RECOVERED ug/kg	% RECOVERED	LIMITS
\$ 5 2-Chlorophenol-d4	738.9	475.9	64.41	30-100
\$ 10 1,2-Dichlorobenzen	492.6	266.3	54.05	24-100
\$ 18 Nitrobenzene-d5	492.6	288.3	58.53	26-100
\$ 36 2-Fluorobiphenyl	492.6	341.5	69.33	32-100
\$ 55 2,4,6-Tribromophen	738.9	537.8	72.79	33-118
\$ 66 Terphenyl-d14	492.6	335.5	68.10	21-97

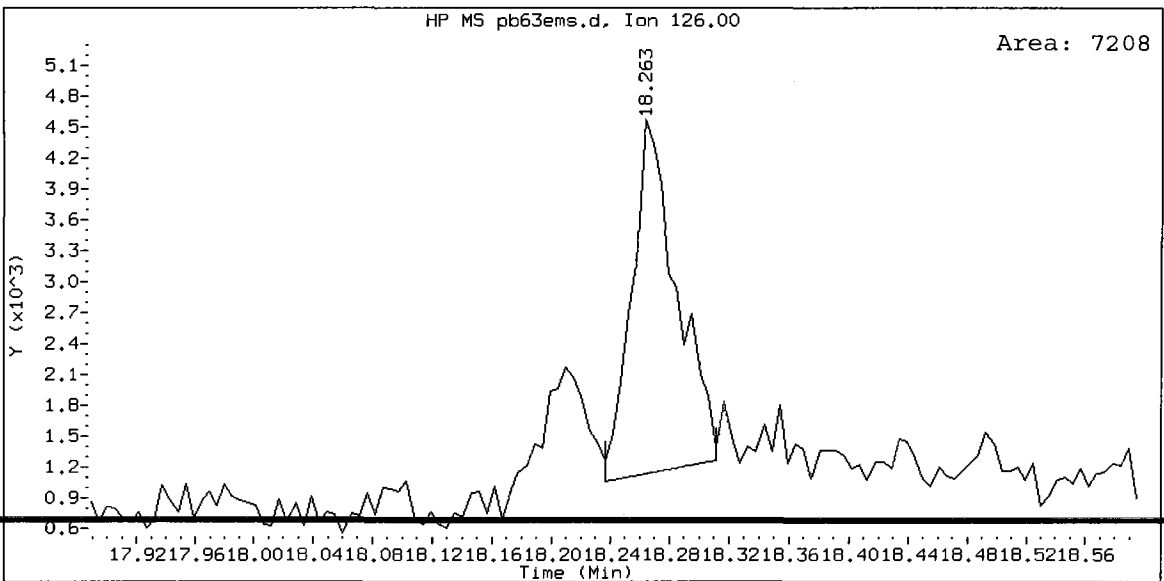
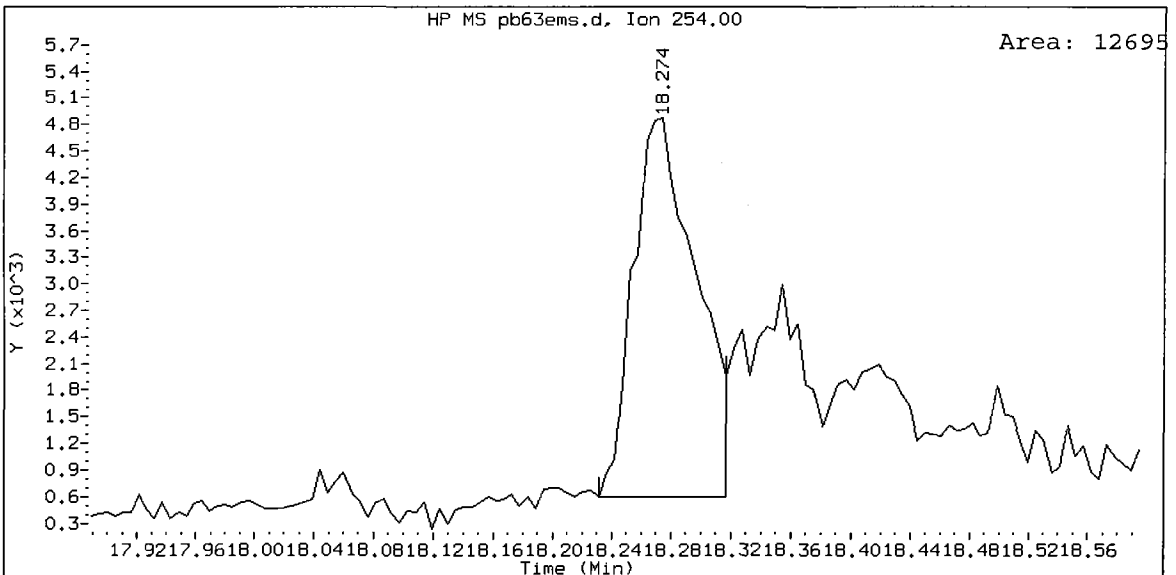
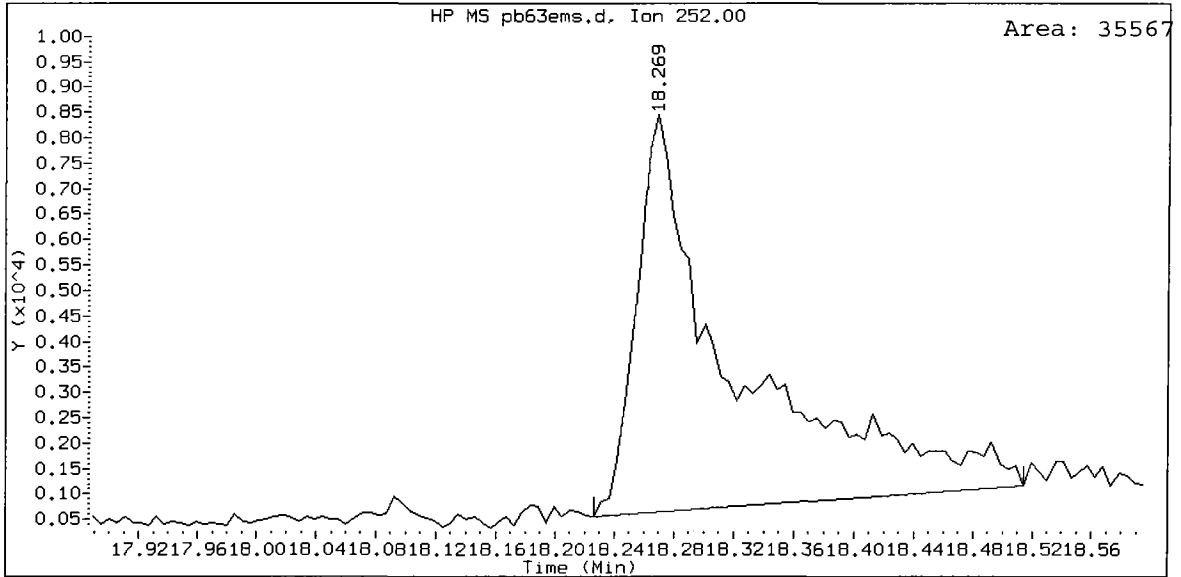
Data File: /chem1/nt6.i/20090616.b/pb63ems.d
Date: 16-JUN-2009 16:16
Client ID: 3SEDS-B HS
Sample Info: PB63EMS
Volume Injected (uL): 1.0
Column phase: ZB-5

Instrument: nt6.1
Operator: LJR/VTS
Column diameter: 0.32

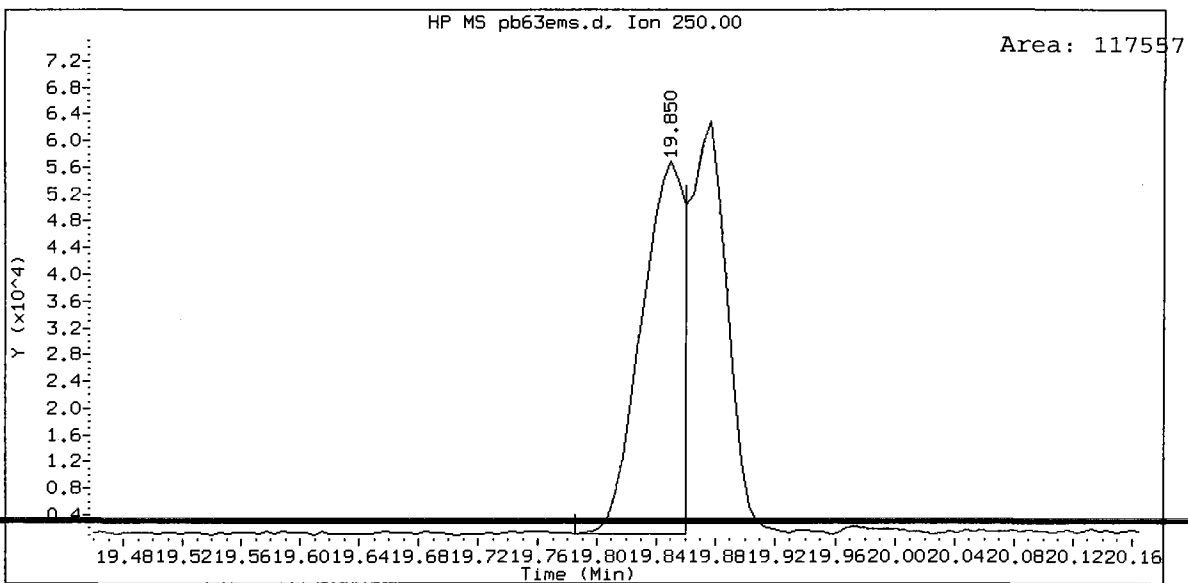
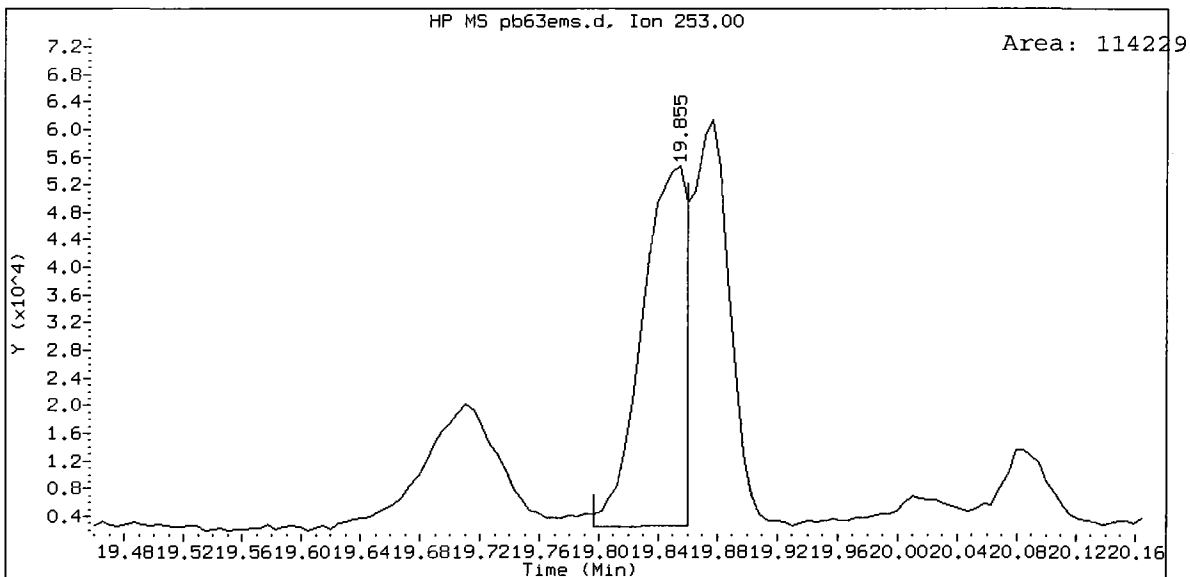
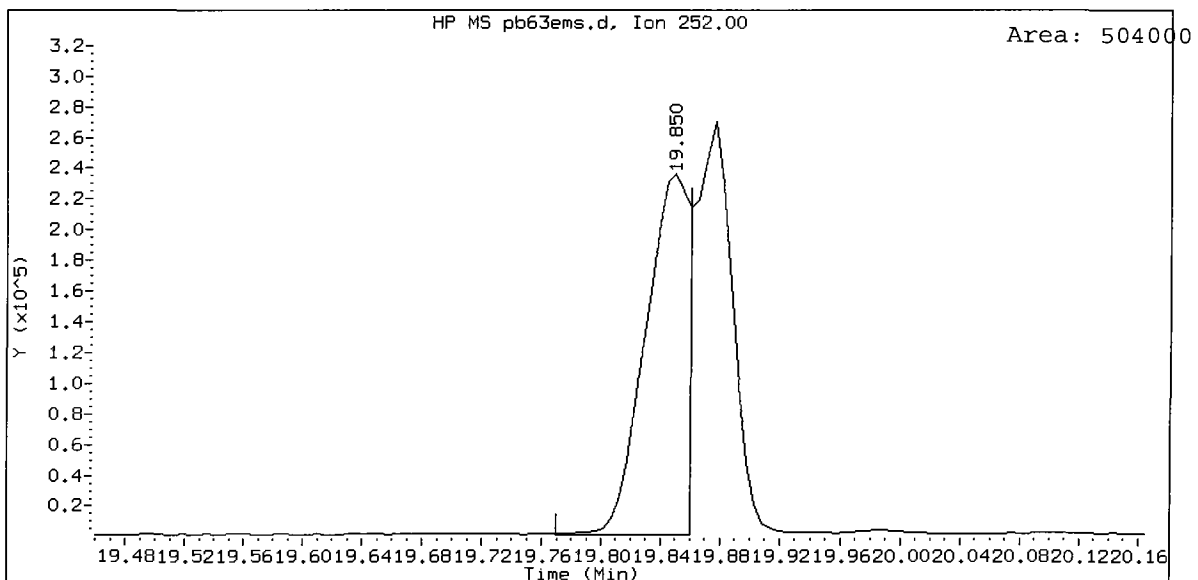
/chem1/nt6.i/20090616.b/pb63ems.d



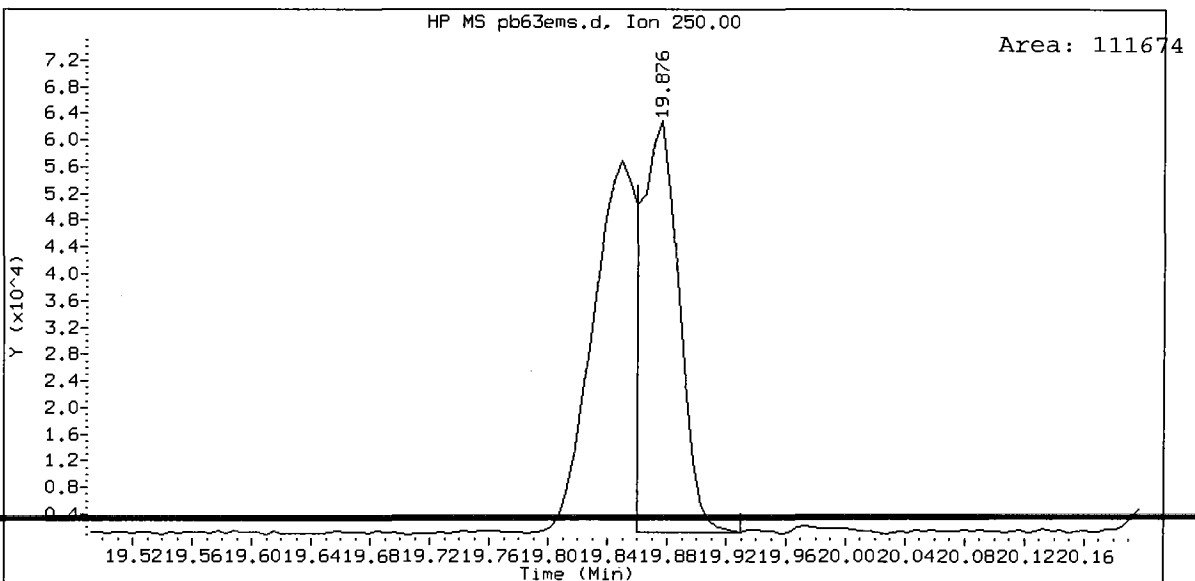
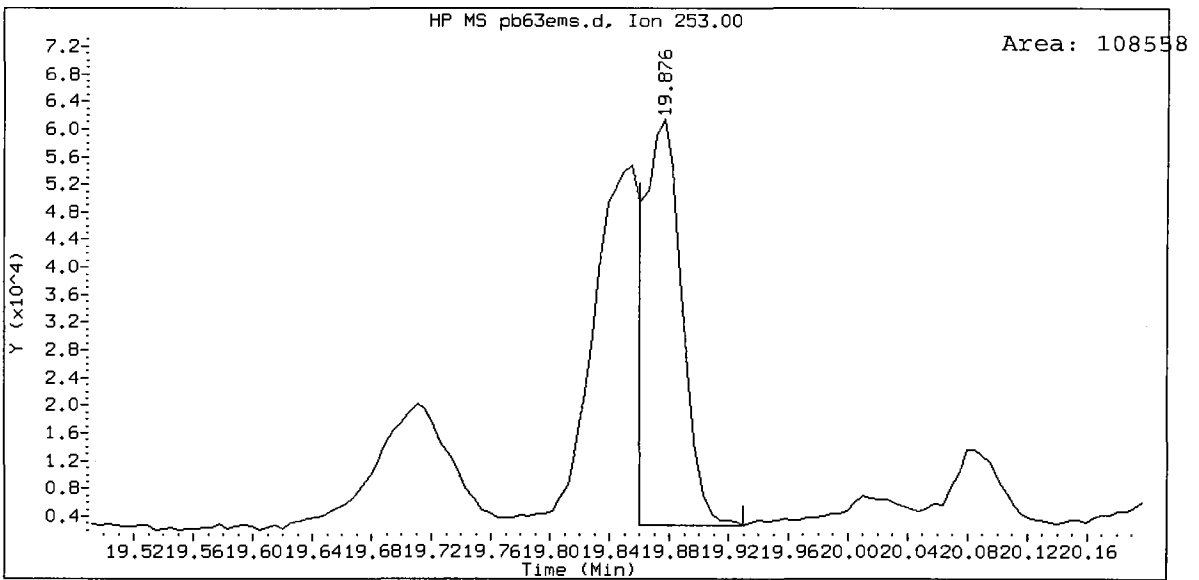
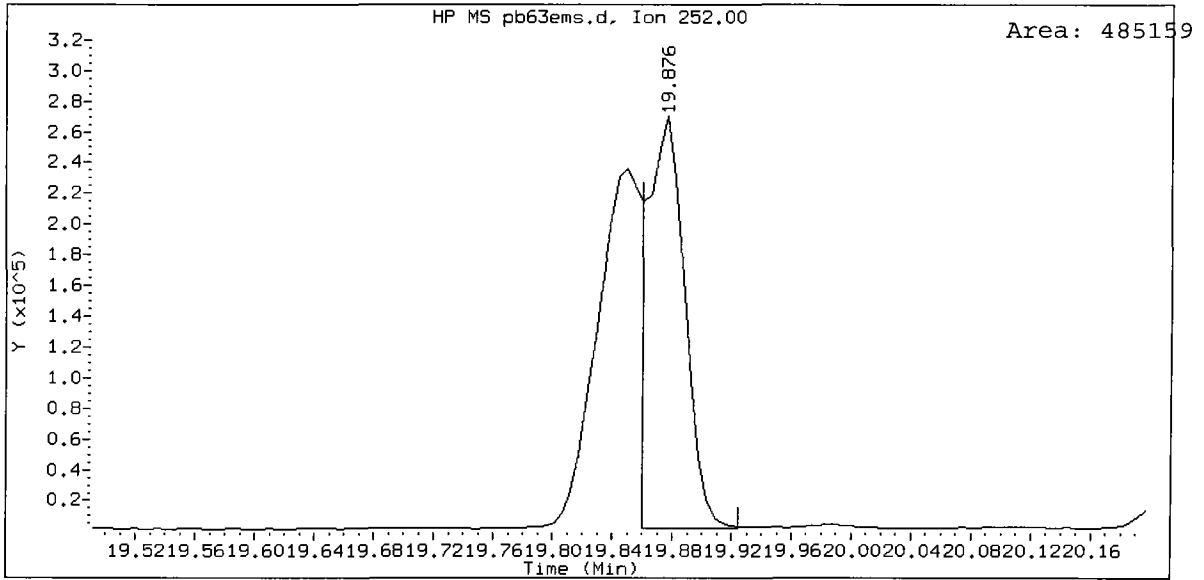




PB63EMS, /chem1/nt6.i/20090616.b/pb63ems.d
Benzo(b)fluoranthene Amount: 27.03



PB63EMS, /chem1/nt6.i/20090616.b/pb63ems.d
Benzo(k)fluoranthene Amount: 25.33



ORGANICS ANALYSIS DATA SHEET

PSDDA Semivolatiles by SW8270D GC/MS

Page 1 of 2

Sample ID: 3SED5-B

MATRIX SPIKE DUPLICATE

Lab Sample ID: PB63E

LIMS ID: 09-12946

Matrix: Sediment

Data Release Authorized: *[Signature]*

Reported: 06/18/09

QC Report No: PB63-ENVIRONMENTAL SCIENCE CORP.

Project: JELD-WEN NORD DOOR

008.0228.00017

Date Sampled: 06/05/09

Date Received: 06/05/09

Date Extracted: 06/10/09

Date Analyzed: 06/16/09 16:49

Instrument/Analyst: NT6/LJR

GPC Cleanup: Yes

Sample Amount: 25.5 g-dry-wt

Final Extract Volume: 0.5 mL

Dilution Factor: 1.00

Percent Moisture: 35.1%

CAS Number	Analyte	RL	Result
108-95-2	Phenol	20	---
541-73-1	1,3-Dichlorobenzene	20	---
106-46-7	1,4-Dichlorobenzene	20	---
100-51-6	Benzyl Alcohol	20	---
95-50-1	1,2-Dichlorobenzene	20	---
95-48-7	2-Methylphenol	20	---
106-44-5	4-Methylphenol	20	---
67-72-1	Hexachloroethane	20	---
105-67-9	2,4-Dimethylphenol	20	---
65-85-0	Benzoic Acid	200	---
120-82-1	1,2,4-Trichlorobenzene	20	---
91-20-3	Naphthalene	20	---
87-68-3	Hexachlorobutadiene	20	---
91-57-6	2-Methylnaphthalene	20	---
131-11-3	Dimethylphthalate	20	---
208-96-8	Acenaphthylene	20	---
83-32-9	Acenaphthene	20	---
132-64-9	Dibenzofuran	20	---
84-66-2	Diethylphthalate	20	---
86-73-7	Fluorene	20	---
86-30-6	N-Nitrosodiphenylamine	20	---
118-74-1	Hexachlorobenzene	20	---
87-86-5	Pentachlorophenol	98	---
85-01-8	Phenanthrene	20	---
120-12-7	Anthracene	20	---
84-74-2	Di-n-Butylphthalate	20	---
206-44-0	Fluoranthene	20	---
129-00-0	Pyrene	20	---
85-68-7	Butylbenzylphthalate	20	---
56-55-3	Benzo(a)anthracene	20	---
117-81-7	bis(2-Ethylhexyl)phthalate	20	---
218-01-9	Chrysene	20	---
117-84-0	Di-n-Octyl phthalate	20	---
205-99-2	Benzo(b)fluoranthene	20	---
207-08-9	Benzo(k)fluoranthene	20	---
50-32-8	Benzo(a)pyrene	20	---
193-39-5	Indeno(1,2,3-cd)pyrene	20	---

ORGANICS ANALYSIS DATA SHEET
PSDDA Semivolatiles by SW8270D GC/MS
 Page 2 of 2

Sample ID: 3SED5-B
MATRIX SPIKE DUPLICATE

Lab Sample ID: PB63E
 LIMS ID: 09-12946
 Matrix: Sediment
 Date Analyzed: 06/16/09 16:49

QC Report No: PB63-ENVIROMENTAL SCIENCE CORP.
 Project: JELD-WEN NORD DOOR
 008.0228.00017

CAS Number	Analyte	RL	Result
53-70-3	Dibenz (a,h) anthracene	20	---
191-24-2	Benzo (g,h,i) perylene	20	---
90-12-0	1-Methylnaphthalene	20	---

Reported in µg/kg (ppb)

Semivolatile Surrogate Recovery

d5-Nitrobenzene	58.4%	2-Fluorobiphenyl	74.4%
d14-p-Terphenyl	75.2%	d4-1,2-Dichlorobenzene	51.6%
d5-Phenol	70.1%	2-Fluorophenol	60.0%
2,4,6-Tribromophenol	77.3%	d4-2-Chlorophenol	65.6%

Analytical Resources, Inc.

Semivolatiles Report SW846 Method 8270D

Data file : /chem1/nt6.i/20090616.b/pb63emd.d
 Lab Smp Id: PB63EMSD Client Smp ID: 3SED5-B MSD
 Inj Date : 16-JUN-2009 16:49
 Operator : LJR/VTS Inst ID: nt6.i
 Smp Info : PB63EMSD
 Misc Info : 09-12946
 Comment : 1ul Injection
 Method : /chem1/nt6.i/20090616.b/SW846.m
 Meth Date : 17-Jun-2009 11:06 jeff Quant Type: ISTD
 Cal Date : 11-JUN-2009 14:21 Cal File: 0050611a.d
 Als bottle: 10 QC Sample: MSD
 Dil Factor: 1.00000
 Integrator: HP RTE Compound Sublist: PSSDA.sub
 Target Version: 3.50

LJR
6/17/09

Concentration Formula: Amt * DF * Vt / (Ws * (100 - M) / 100) * CpndVariable

Name	Value	Description
DF	1.00000	Dilution Factor
Vt	500.00000	Volume of final extract (uL)
Ws	39.20000	Weight of sample extracted (g)
M	35.10000	% Moisture

Cpnd Variable

Local Compound Variable

Compounds	QUANT SIG	RT	EXP RT	REL RT	RESPONSE	CONCENTRATIONS	
						ON-COLUMN (ug/mL)	FINAL (ug/kg)
\$ 1 2-Fluorophenol	112	4.697	4.638	(0.697)	175828	22.5363	442.9
\$ 2 Phenol-d5	99	6.497	6.428	(0.964)	275709	26.3155	517.2
3 Phenol	94	6.518	6.444	(0.967)	187284	16.5507	325.3
\$ 5 2-Chlorophenol-d4	132	6.465	6.438	(0.959)	156872	24.5714	482.9
4 Bis(2-Chloroethyl) ether	93	6.459	6.444	(0.958)	130588	15.2883	300.5
6 2-Chlorophenol	128	6.491	6.465	(0.963)	120572	16.8691	331.5
7 1,3-Dichlorobenzene	146	6.673	6.662	(0.990)	100262	12.8845	253.2
* 8 1,4-Dichlorobenzene-d4	152	6.742	6.732	(1.000)	94634	20.0000	
9 1,4-Dichlorobenzene	146	6.769	6.759	(1.004)	103631	13.2990	261.4
\$ 10 1,2-Dichlorobenzene-d4	152	7.041	7.036	(1.044)	60797	12.9017	253.6
12 1,2-Dichlorobenzene	146	7.068	7.052	(1.048)	103060	13.4720	264.8
11 Benzyl alcohol	108	7.106	7.084	(1.054)	155642	29.3812	577.4
14 2,2'-oxybis(1-Chloropropane)	45	7.357	7.351	(1.091)	219171	20.7128	407.1
13 2-Methylphenol	108	7.410	7.384	(1.099)	130302	17.5832	345.6
17 Hexachloroethane	117	7.549	7.544	(1.120)	43333	12.0300	236.4

Compounds	QUANT SIG				CONCENTRATIONS		
	MASS	RT	EXP RT	REL RT	RESPONSE	ON-COLUMN (ug/mL)	FINAL (ug/kg)
16 N-Nitroso-di-n-propylamine	70	7.586	7.576	(1.125)	113844	16.2063	318.5
15 4-Methylphenol	108	7.661	7.629	(1.136)	289145	38.1723	750.2
\$ 18 Nitrobenzene-d5	82	7.709	7.704	(0.875)	147036	14.5838	286.6
19 Nitrobenzene	77	7.736	7.731	(0.878)	158464	15.1413	297.6
20 Isophorone	82	8.147	8.131	(0.925)	294536	16.8279	330.7
21 2-Nitrophenol	139	8.259	8.254	(0.938)	61331	16.0872	316.2
22 2,4-Dimethylphenol	107	8.467	8.452	(0.961)	141010	16.8984	332.1
23 Bis(2-Chloroethoxy)methane	93	8.580	8.575	(0.974)	160448	16.6400	327.0
24 Benzoic acid	105	8.825	8.799	(1.002)	300140	57.5573	1131 (M)
25 2,4-Dichlorophenol	162	8.681	8.671	(0.985)	108711	20.0064	393.2
26 1,2,4-Trichlorobenzene	180	8.767	8.767	(0.995)	101774	15.4227	303.1
* 27 Naphthalene-d8	136	8.809	8.804	(1.000)	328285	20.0000	
28 Naphthalene	128	8.841	8.836	(1.004)	312642	16.0201	314.8
29 4-Chloroaniline	127	9.066	9.023	(1.029)	38287	4.55063	89.44 (RM)
30 Hexachlorobutadiene	225	9.183	9.183	(1.042)	59955	16.2414	319.2
31 4-Chloro-3-methylphenol	107	9.920	9.899	(1.126)	135272	19.6600	386.4
32 2-Methylnaphthalene	141	9.963	9.958	(1.131)	186975	17.5876	345.7
33 Hexachlorocyclopentadiene	237	10.348	10.342	(0.889)	41452	12.2637	241.0
34 2,4,6-Trichlorophenol	196	10.513	10.503	(0.903)	81637	21.4849	422.3
35 2,4,5-Trichlorophenol	196	10.588	10.567	(0.909)	81871	21.0212	413.1
\$ 36 2-Fluorobiphenyl	172	10.625	10.626	(0.912)	246228	18.6162	365.9
37 2-Chloronaphthalene	162	10.727	10.722	(0.921)	223324	18.8408	370.3
38 2-Nitroaniline	65	10.999	10.989	(0.944)	102307	20.7511	407.8
39 Dimethylphthalate	163	11.400	11.389	(0.979)	265474	20.4355	401.6
40 Acenaphthylene	152	11.389	11.384	(0.978)	357133	20.1791	396.6
41 2,6-Dinitrotoluene	165	11.480	11.469	(0.986)	58748	20.8011	408.8
* 42 Acenaphthene-d10	164	11.645	11.635	(1.000)	178069	20.0000	
43 3-Nitroaniline	138	11.677	11.667	(1.003)	47674	14.7841	290.6
44 Acenaphthene	153	11.694	11.683	(1.004)	216589	19.3909	381.1
45 2,4-Dinitrophenol	184	11.854	11.838	(1.018)	77549	55.4978	1091
46 Dibenzofuran	168	11.955	11.950	(1.027)	317977	19.7027	387.2
47 4-Nitrophenol	109	12.099	12.068	(1.039)	40259	19.5784	384.8
48 2,4-Dinitrotoluene	165	12.094	12.084	(1.039)	75621	20.6473	405.8
50 Diethylphthalate	149	12.543	12.543	(1.077)	265272	22.4341	440.9
49 Fluorene	166	12.500	12.495	(1.073)	264015	19.9997	393.1
51 4-Chlorophenyl-phenylether	204	12.559	12.554	(1.078)	134109	20.5835	404.5
52 4-Nitroaniline	138	12.660	12.650	(1.087)	26076	9.09995	178.8
53 4,6-Dinitro-2-methylphenol	198	12.740	12.730	(0.912)	117644	60.5657	1190
54 N-Nitrosodiphenylamine	169	12.778	12.773	(0.914)	177239	22.0242	432.9
\$ 55 2,4,6-Tribromophenol	330	12.927	12.917	(1.110)	49206	28.9809	569.6
56 4-Bromophenyl-phenylether	248	13.323	13.317	(0.953)	73002	22.2545	437.4
57 Hexachlorobenzene	284	13.509	13.504	(0.967)	70377	21.0208	413.1
58 Pentachlorophenol	266	13.830	13.825	(0.990)	38624	25.2619	496.5
* 59 Phenanthrene-d10	188	13.974	13.964	(1.000)	257935	20.0000	
60 Phenanthrene	178	14.012	14.001	(1.003)	375028	22.9071	450.2
61 Anthracene	178	14.076	14.071	(1.007)	340946	20.5419	403.7
62 Carbazole	167	14.396	14.386	(1.030)	317081	23.2477	456.9

Compounds	QUANT SIG				RESPONSE	CONCENTRATIONS		
	MASS	RT	EXP RT	REL RT		ON-COLUMN (ug/mL)	FINAL (ug/kg)	
63 Di-n-butylphthalate	149	15.176	15.165	(1.086)	377564	23.1375	454.7	
64 Fluoranthene	202	15.913	15.903	(1.139)	522381	31.2530	614.2 (R)	
65 Pyrene	202	16.255	16.239	(0.892)	532203	23.2110	456.2	
\$ 66 Terphenyl-d14	244	16.623	16.613	(0.912)	278204	18.8195	369.9	
67 Butylbenzylphthalate	149	17.542	17.532	(0.962)	196491	21.2195	417.0	
68 Benzo(a)anthracene	228	18.204	18.183	(0.999)	448889	21.9744	431.9	
* 69 Chrysene-d12	240	18.226	18.210	(1.000)	276773	20.0000		
70 3,3'-Dichlorobenzidine	252	18.268	18.242	(1.002)	40445	5.40083	106.1 (RM)	
71 Chrysene	228	18.268	18.247	(1.002)	455897	23.3078	458.1	
72 bis(2-Ethylhexyl)phthalate	149	18.573	18.557	(0.952)	289678	22.6955	446.0	
* 134 Di-n-octylphthalate-d4	153	19.502	19.486	(1.000)	411532	20.0000		
73 Di-n-octylphthalate	149	19.513	19.492	(1.001)	416906	18.7940	369.4	
74 Benzo(b)fluoranthene	252	19.844	19.812	(0.975)	368311	23.3897	459.7	
75 Benzo(k)fluoranthene	252	19.871	19.844	(0.976)	452756	27.9934	550.2 (M)	
76 Benzo(a)pyrene	252	20.277	20.245	(0.996)	320511	22.4850	441.9	
* 77 Perylene-d12	264	20.357	20.325	(1.000)	217299	20.0000		
78 Indeno(1,2,3-cd)pyrene	276	21.703	21.660	(1.066)	257491	13.5506	266.3	
79 Dibenzo(a,h)anthracene	278	21.735	21.698	(1.068)	210972	14.6239	287.4	
80 Benzo(g,h,i)perylene	276	21.986	21.954	(1.080)	197441	11.8890	233.7	
90 N-Nitrosodimethylamine	74	1.850	1.818	(0.274)	101961	17.0059	334.2	
91 Aniline	93	6.459	6.289	(0.958)	130588	9.09903	178.8	
93 Benzidine	184	Compound Not Detected.						
103 Pyridine	79	1.855	1.807	(0.275)	27120	2.63695	51.83	
105 1-methylnaphthalene	141	10.129	10.124	(1.150)	193875	19.0430	374.3	
111 Azobenzene (1,2-DP-Hydrazine)	77	12.804	12.799	(1.100)	382388	20.2069	397.1	

QC Flag Legend

R - Spike/Surrogate failed recovery limits.
 M - Compound response manually integrated.

Analytical Resources, Inc.

INTERNAL STANDARD COMPOUNDS
 AREA AND RT SUMMARY

Instrument ID: nt6.i	Calibration Date: 16-JUN-2009
Lab File ID: pb63emd.d	Calibration Time: 11:54
Lab Smp Id: PB63EMSD	Client Smp ID: 3SED5-B MSD
Analysis Type: SV	Level: LOW
Quant Type: ISTD	Sample Type: Sediment
Operator: LJR/VTS	
Method File: /chem1/nt6.i/20090616.b/SW846.m	
Misc Info: 09-12946	

Test Mode: Use Initial Calibration Level 4.

COMPOUND	STANDARD	AREA LIMIT		SAMPLE	%DIFF
		LOWER	UPPER		
8 1,4-Dichlorobenze	112389	56194	224778	94634	-15.80
27 Naphthalene-d8	384492	192246	768984	328285	-14.62
42 Acenaphthene-d10	217478	108739	434956	178069	-18.12
59 Phenanthrene-d10	336594	168297	673188	257935	-23.37
69 Chrysene-d12	247160	123580	494320	276773	11.98
134 Di-n-octylphthala	347036	173518	694072	411532	18.58
77 Perylene-d12	232938	116469	465876	217299	-6.71

COMPOUND	STANDARD	RT LIMIT		SAMPLE	%DIFF
		LOWER	UPPER		
8 1,4-Dichlorobenze	6.73	6.23	7.23	6.74	0.15
27 Naphthalene-d8	8.80	8.30	9.30	8.81	0.06
42 Acenaphthene-d10	11.64	11.14	12.14	11.65	0.09
59 Phenanthrene-d10	13.96	13.46	14.46	13.97	0.07
69 Chrysene-d12	18.21	17.71	18.71	18.23	0.09
134 Di-n-octylphthala	19.49	18.99	19.99	19.50	0.08
77 Perylene-d12	20.32	19.82	20.82	20.36	0.16

AREA UPPER LIMIT = +100% of internal standard area.
 AREA LOWER LIMIT = - 50% of internal standard area.
 RT UPPER LIMIT = + 0.50 minutes of internal standard RT.
 RT LOWER LIMIT = - 0.50 minutes of internal standard RT.

Analytical Resources, Inc.

RECOVERY REPORT

Client Name: ESC Client SDG: PB63
 Sample Matrix: SOLID Fraction: SV
 Lab Smp Id: PB63EMSD Client Smp ID: 3SED5-B MSD
 Level: LOW Operator: LJR/VTS
 Data Type: MS DATA SampleType: MSD
 SpikeList File: PSDDALCS.spk Quant Type: ISTD
 Sublist File: PSDDA.sub
 Method File: /chem1/nt6.i/20090616.b/SW846.m
 Misc Info: 09-12946

SPIKE COMPOUND	CONC ADDED ug/kg	CONC RECOVERED ug/kg	% RECOVERED	LIMITS
3 Phenol	491.3	325.3	66.20	31-102
4 Bis(2-Chloroethyl)	491.3	300.5	61.15	30-100
6 2-Chlorophenol	491.3	331.5	67.48	36-100
7 1,3-Dichlorobenzen	491.3	253.2	51.54	32-100
9 1,4-Dichlorobenzen	491.3	261.4	53.20	33-100
11 Benzyl alcohol	982.7	577.4	58.76	10-100
12 1,2-Dichlorobenzen	491.3	264.8	53.89	34-100
13 2-Methylphenol	491.3	345.6	70.33	34-100
14 2,2'-oxybis(1-Chlo	491.3	407.1	82.85	29-100
15 4-Methylphenol	982.7	750.2	76.34	39-100
16 N-Nitroso-di-n-pro	491.3	318.5	64.83	32-100
17 Hexachloroethane	491.3	236.4	48.12	29-100
19 Nitrobenzene	491.3	297.6	60.57	28-100
20 Isophorone	491.3	330.7	67.31	46-100
21 2-Nitrophenol	491.3	316.2	64.35	37-100
22 2,4-Dimethylphenol	491.3	332.1	67.59	19-100
23 Bis(2-Chloroethoxy	491.3	327.0	66.56	38-100
24 Benzoic acid	1474	1131	76.74	21-123
25 2,4-Dichlorophenol	491.3	393.2	80.03	39-100
26 1,2,4-Trichloroben	491.3	303.1	61.69	36-100
28 Naphthalene	491.3	314.8	64.08	37-100
29 4-Chloroaniline	1179	89.44	7.58*	10-100
30 Hexachlorobutadien	491.3	319.2	64.97	33-100
31 4-Chloro-3-methylp	491.3	386.4	78.64	42-102
32 2-Methylnaphthalen	491.3	345.7	70.35	41-100
33 Hexachlorocyclopen	1474	241.0	16.35	15-104
34 2,4,6-Trichlorophe	491.3	422.3	85.94	42-100
35 2,4,5-Trichlorophe	491.3	413.1	84.08	43-100
37 2-Chloronaphthalen	491.3	370.3	75.36	36-100
38 2-Nitroaniline	491.3	407.8	83.00	41-100
39 Dimethylphthalate	491.3	401.6	81.74	48-100
40 Acenaphthylene	491.3	396.6	80.72	42-100
41 2,6-Dinitrotoluene	491.3	408.8	83.20	44-106

SPIKE COMPOUND	CONC ADDED ug/kg	CONC RECOVERED ug/kg	% RECOVERED	LIMITS
43 3-Nitroaniline	1258	290.6	23.10	15-108
44 Acenaphthene	491.3	381.1	77.56	38-100
45 2,4-Dinitrophenol	1474	1091	74.00	20-140
46 Dibenzofuran	491.3	387.2	78.81	45-100
47 4-Nitrophenol	491.3	384.8	78.31	21-108
48 2,4-Dinitrotoluene	491.3	405.8	82.59	48-111
49 Fluorene	491.3	393.1	80.00	45-100
50 Diethylphthalate	491.3	440.9	89.74	48-102
51 4-Chlorophenyl-phe	491.3	404.5	82.33	45-100
52 4-Nitroaniline	491.3	178.8	36.40	25-100
53 4,6-Dinitro-2-meth	1474	1190	80.75	23-115
54 N-Nitrosodiphenyla	491.3	432.9	88.10	50-128
56 4-Bromophenyl-phen	491.3	437.4	89.02	45-100
57 Hexachlorobenzene	491.3	413.1	84.08	44-101
58 Pentachlorophenol	491.3	496.5	101.05	35-105
60 Phenanthrene	491.3	450.2	91.63	45-100
61 Anthracene	491.3	403.7	82.17	43-100
62 Carbazole	491.3	456.9	92.99	51-106
63 Di-n-butylphthalat	491.3	454.7	92.55	51-109
64 Fluoranthene	491.3	614.2	125.01*	52-107
65 Pyrene	491.3	456.2	92.84	41-113
67 Butylbenzylphthala	491.3	417.0	84.88	40-118
68 Benzo(a)anthracene	491.3	431.9	87.90	44-106
70 3,3'-Dichlorobenzi	1258	106.1	8.44*	10-100
71 Chrysene	491.3	458.1	93.23	48-102
72 bis(2-Ethylhexyl)p	491.3	446.0	90.78	38-125
73 Di-n-octylphthalat	491.3	369.4	75.18	29-116
74 Benzo(b)fluoranthene	491.3	459.7	93.56	49-112
75 Benzo(k)fluoranthene	491.3	550.2	111.97	48-116
76 Benzo(a)pyrene	491.3	441.9	89.94	41-100
78 Indeno(1,2,3-cd)py	491.3	266.3	54.20	29-117
79 Dibenzo(a,h)anthra	491.3	287.4	58.50	34-117
80 Benzo(g,h,i)peryle	491.3	233.7	47.56	24-122
91 Aniline	1199	178.8	14.92	10-100
111 Azobenzene (1,2-DP	491.3	397.1	80.83	44-101
90 N-Nitrosodimethyla	491.3	334.2	68.02	25-100
105 1-methylnaphthalen	491.3	374.3	76.17	40-100
103 Pyridine	491.3	51.83	10.55	10-100

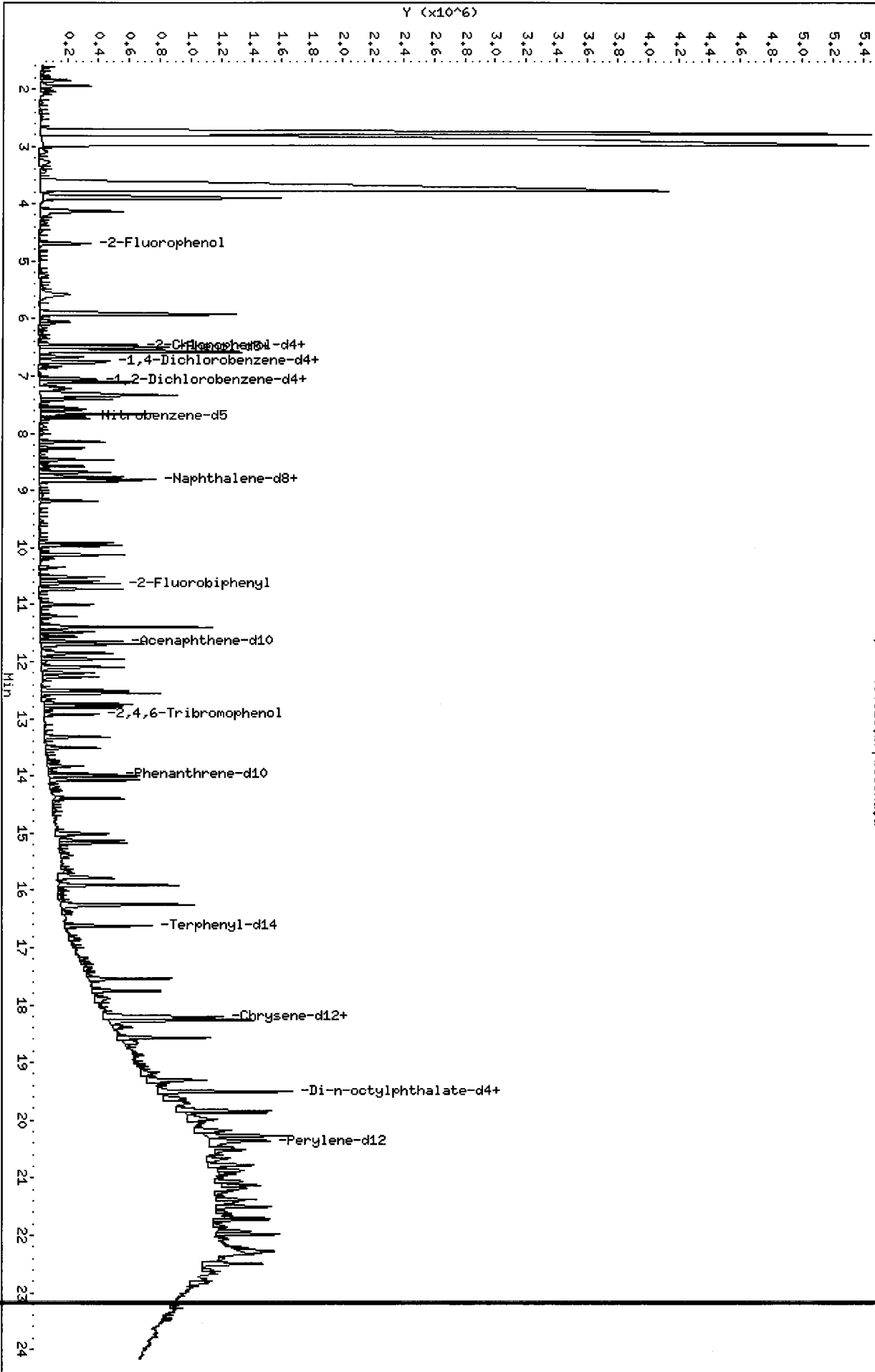
SURROGATE COMPOUND	CONC ADDED ug/kg	CONC RECOVERED ug/kg	% RECOVERED	LIMITS
\$ 1 2-Fluorophenol	737.0	442.9	60.10	21-100
\$ 2 Phenol-d5	737.0	517.2	70.17	10-100

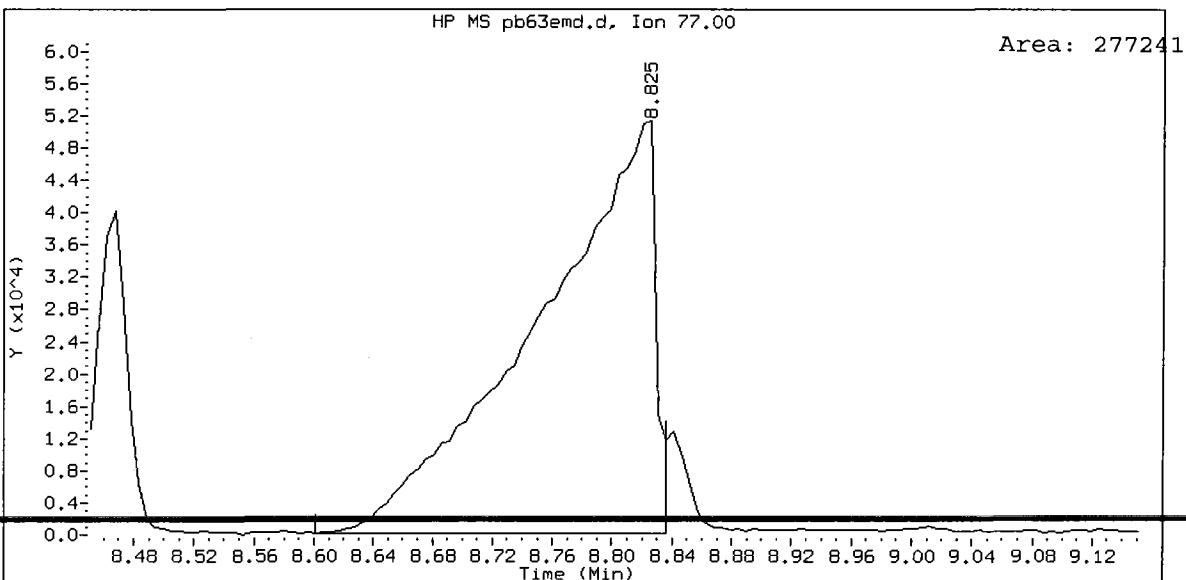
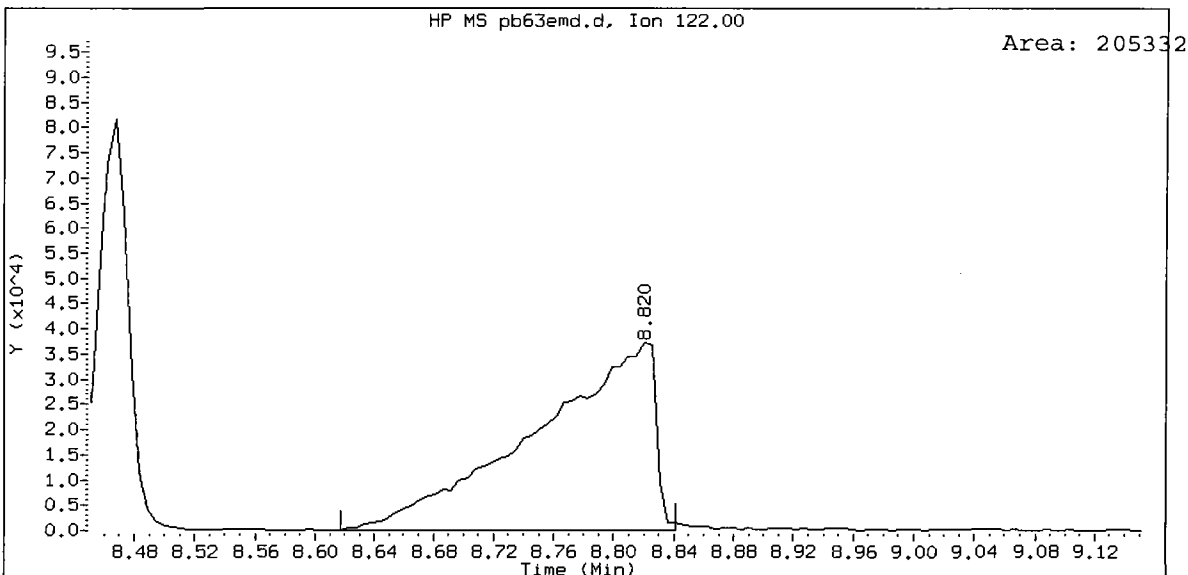
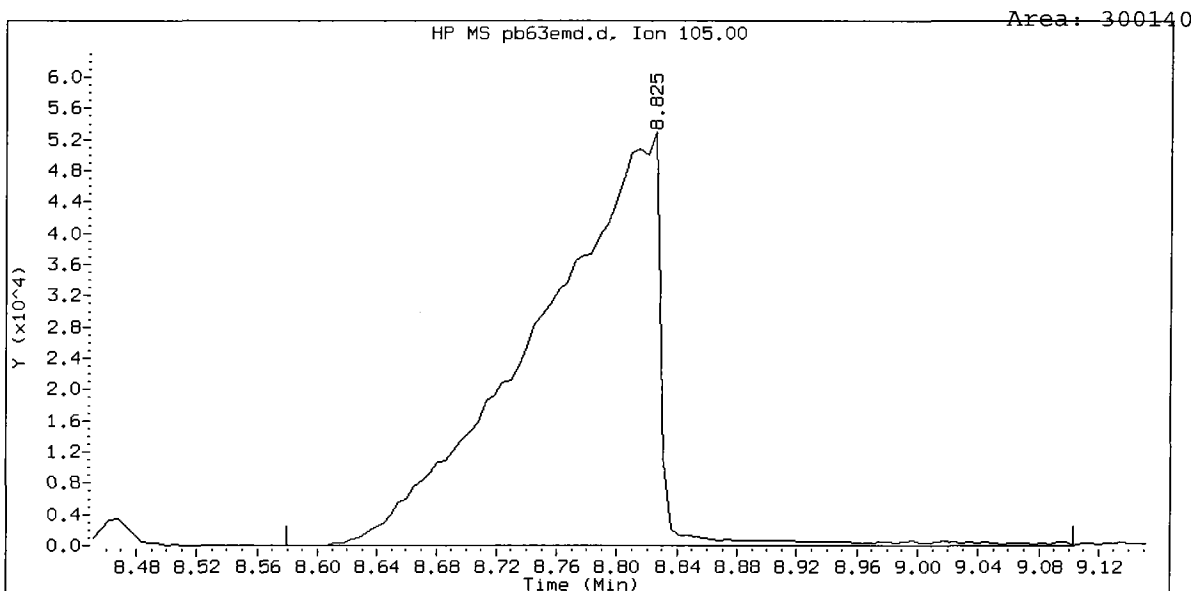
SURROGATE COMPOUND	CONC ADDED ug/kg	CONC RECOVERED ug/kg	% RECOVERED	LIMITS
\$ 5 2-Chlorophenol-d4	737.0	482.9	65.52	30-100
\$ 10 1,2-Dichlorobenzen	491.3	253.6	51.61	24-100
\$ 18 Nitrobenzene-d5	491.3	286.6	58.34	26-100
\$ 36 2-Fluorobiphenyl	491.3	365.9	74.46	32-100
\$ 55 2,4,6-Tribromophen	737.0	569.6	77.28	33-118
\$ 66 Terphenyl-d14	491.3	369.9	75.28	21-97

Data File: /chem1/nt6.i/20090616.b/pb63emd.d
Date: 16-JUN-2009 16:49
Client ID: 3SED5-B HSD
Sample Info: PB63EMSD
Volume Injected (uL): 1.0
Column phase: ZB-5

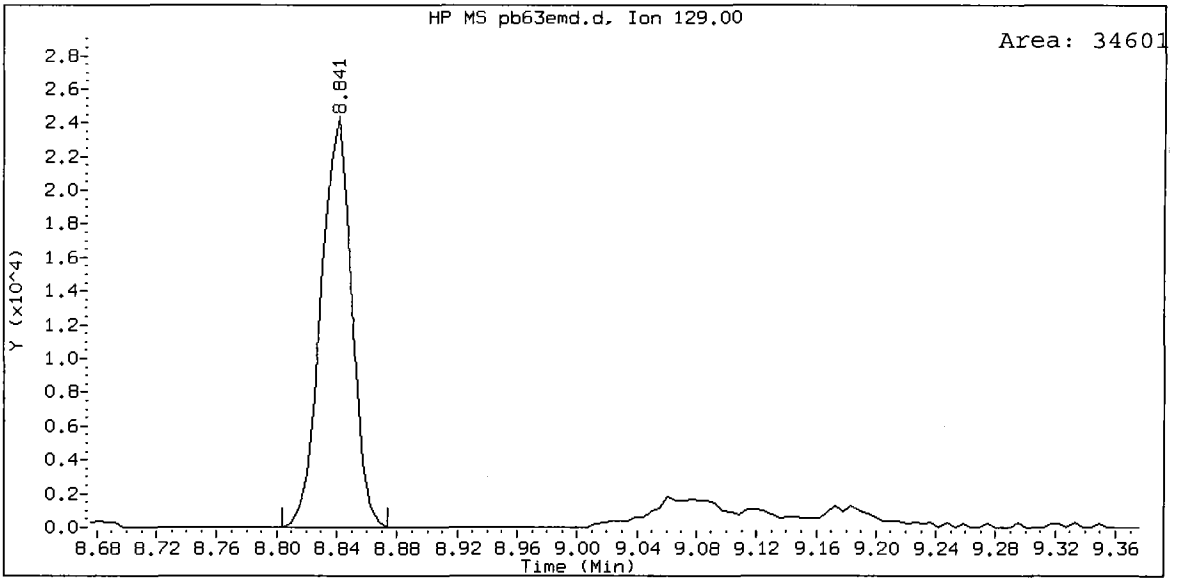
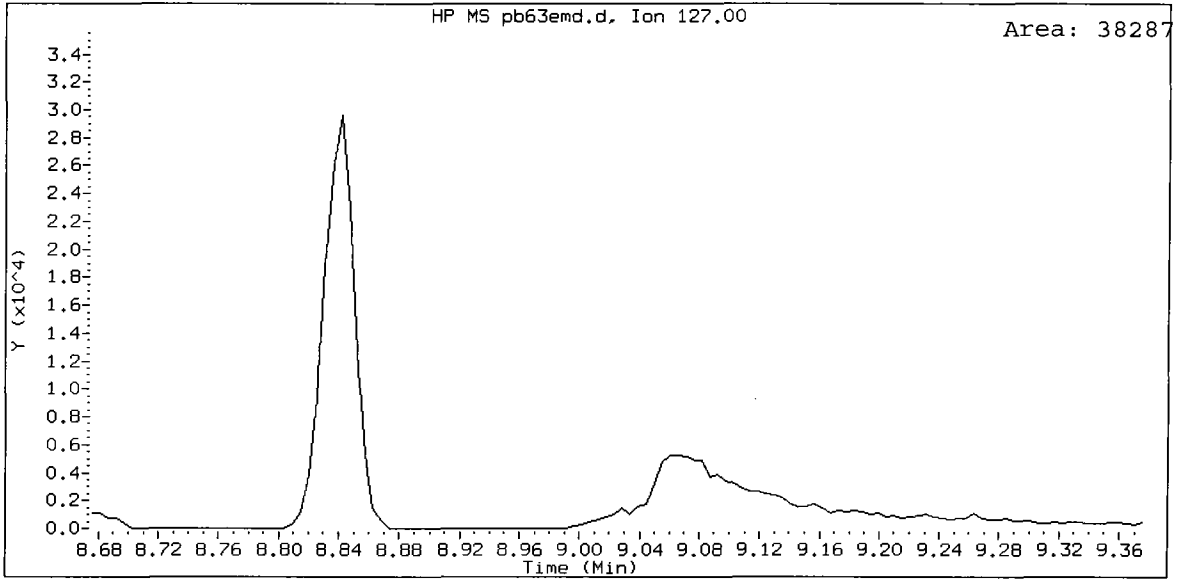
Instrument: nt6.i
Operator: LJR/VTS
Column diameter: 0.32

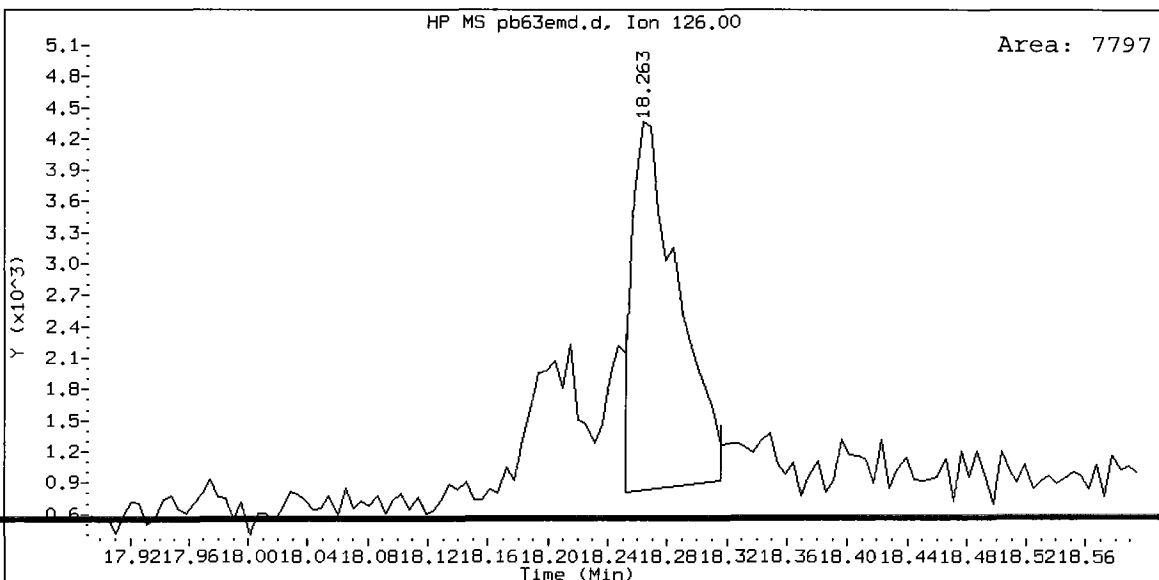
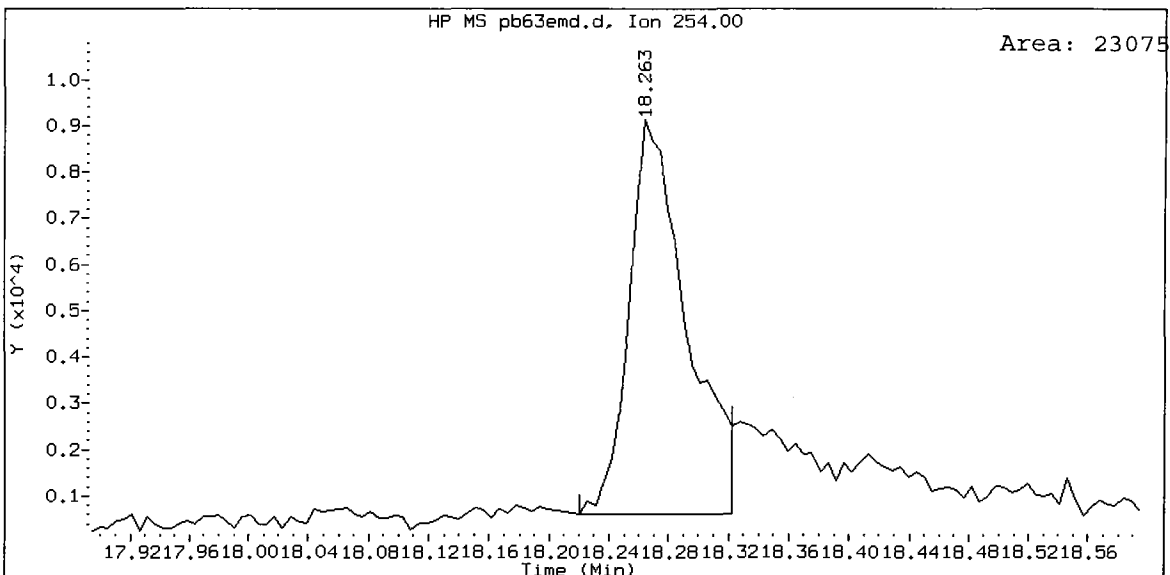
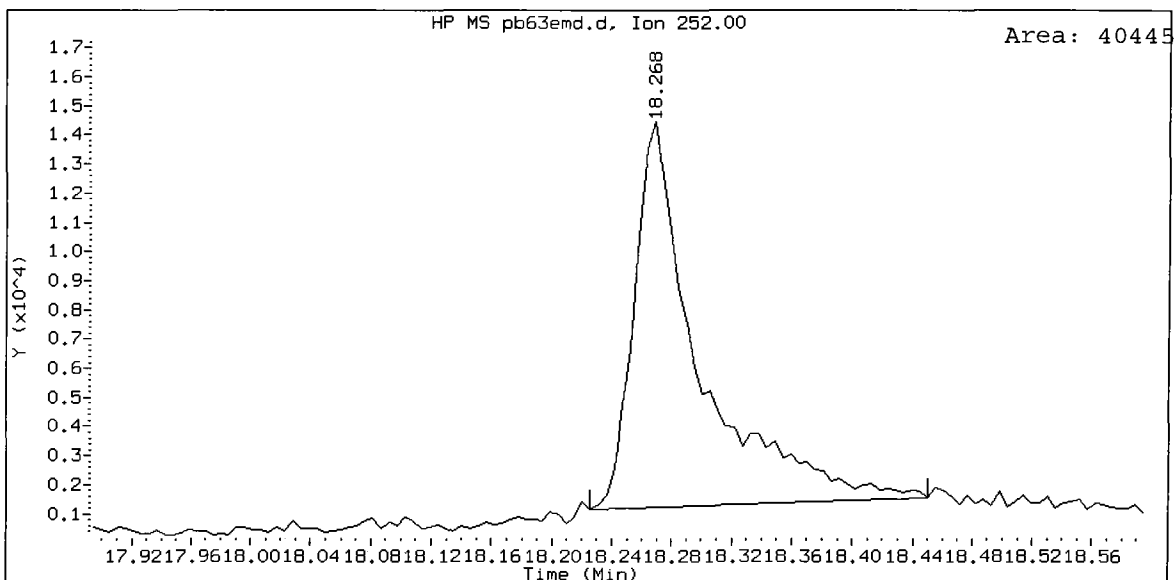
/chem1/nt6.i/20090616.b/pb63emd.d

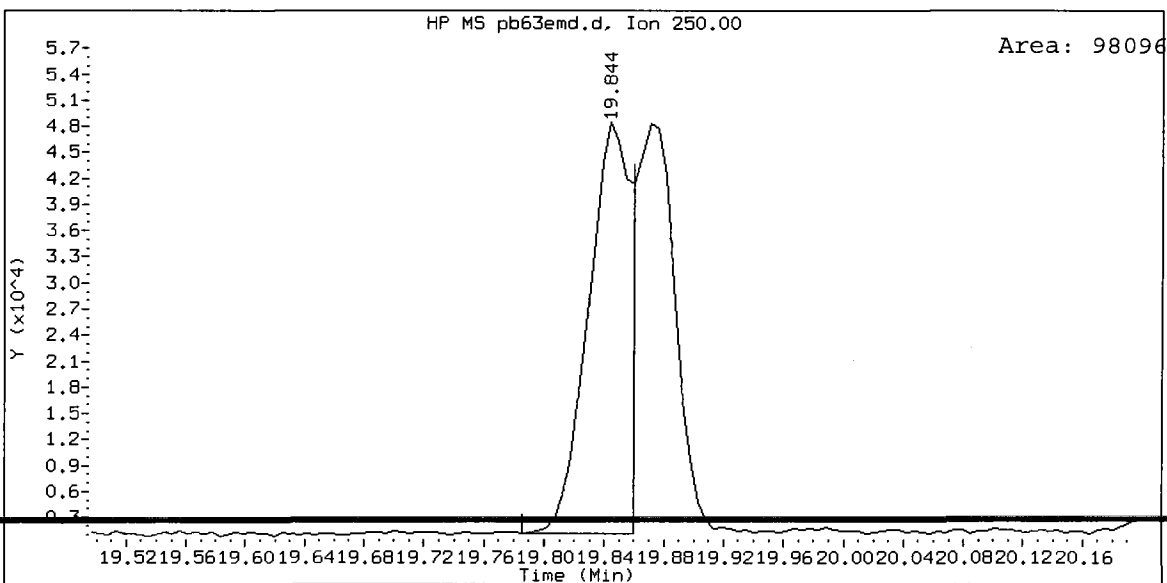
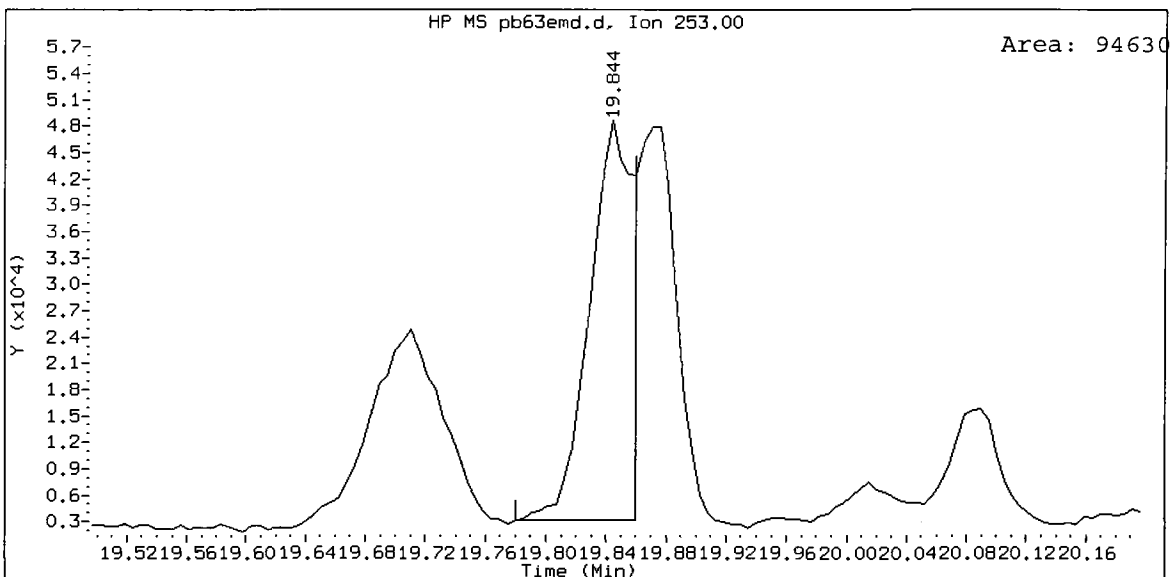
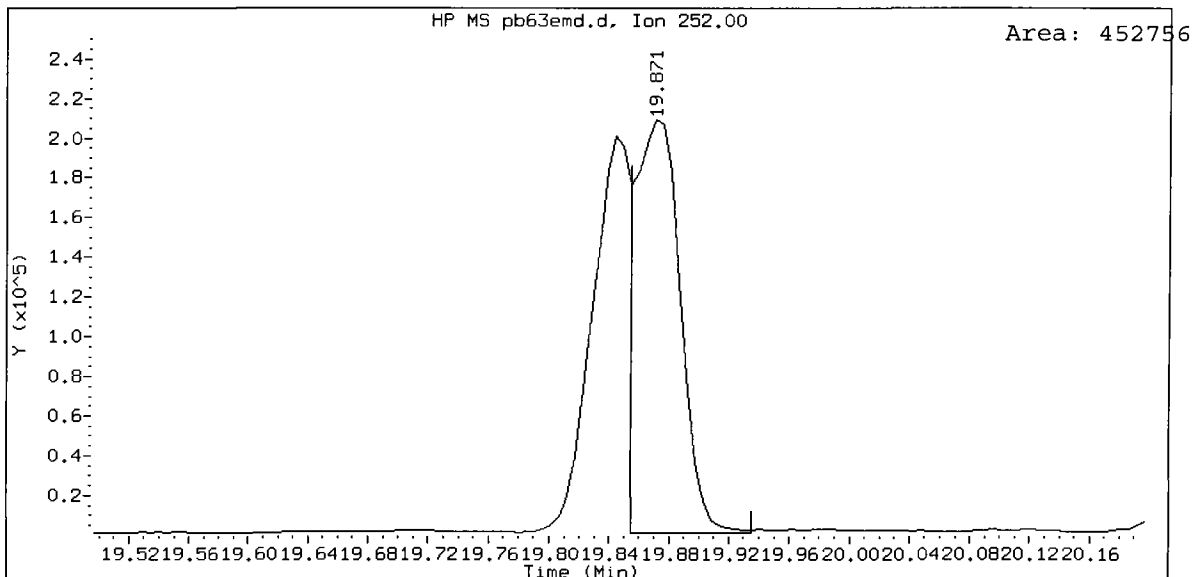




PB63EMSD, /chem1/nt6.i/20090616.b/pb63emd.d
4-Chloroaniline Amount: 4.55







Analytical Resources, Inc.

Semivolatiles Report SW846 Method 8270D

Data file : /chem1/nt6.i/20090616.b/pb63sb.d
 Lab Smp Id: PB63LCSS1 Client Smp ID: PB63LCSS1
 Inj Date : 16-JUN-2009 12:59
 Operator : LJR/VTS Inst ID: nt6.i
 Smp Info : PB63LCSS1
 Misc Info : 09-12946
 Comment : 1ul Injection
 Method : /chem1/nt6.i/20090616.b/SW846.m
 Meth Date : 17-Jun-2009 11:06 jeff Quant Type: ISTD
 Cal Date : 11-JUN-2009 14:21 Cal File: 0050611a.d
 Als bottle: 3 QC Sample: LCS
 Dil Factor: 1.00000
 Integrator: HP RTE Compound Sublist: PSDDAMBLCS.sub
 Target Version: 3.50

LTK
6/17/09

Concentration Formula: Amt * DF * Vt / (Ws * (100 - M) / 100) * CpndVariable

Name	Value	Description
DF	1.00000	Dilution Factor
Vt	500.00000	Volume of final extract (uL)
Ws	25.00000	Weight of sample extracted (g)
M	0.00000	% Moisture

Cpnd Variable

Local Compound Variable

Compounds	QUANT SIG	MASS	RT	EXP RT	REL RT	RESPONSE	CONCENTRATIONS	
							ON-COLUMN (ug/mL)	FINAL (ug/kg)
\$ 1 2-Fluorophenol	112	4.659	4.638	(0.692)	165150	20.8279	416.6	
\$ 2 Phenol-d5	99	6.432	6.428	(0.956)	250901	23.5632	471.3	
3 Phenol	94	6.448	6.444	(0.958)	141332	12.2893	245.8	
\$ 5 2-Chlorophenol-d4	132	6.443	6.438	(0.957)	141043	21.7374	434.7	
4 Bis(2-Chloroethyl) ether	93	6.443	6.444	(0.957)	99288	11.4373	228.7	
6 2-Chlorophenol	128	6.464	6.465	(0.960)	83134	11.4445	228.9	
7 1,3-Dichlorobenzene	146	6.662	6.662	(0.990)	85498	10.8109	216.2	
* 8 1,4-Dichlorobenzene-d4	152	6.731	6.732	(1.000)	96178	20.0000		
9 1,4-Dichlorobenzene	146	6.758	6.759	(1.004)	86034	10.8635	217.3	
\$ 10 1,2-Dichlorobenzene-d4	152	7.036	7.036	(1.045)	64648	13.4987	270.0	
12 1,2-Dichlorobenzene	146	7.057	7.052	(1.048)	83131	10.6924	213.8	
11 Benzyl alcohol	108	7.089	7.084	(1.053)	122937	22.8348	456.7	
14 2,2'-oxybis(1-Chloropropane)	45	7.351	7.351	(1.092)	121960	11.3408	226.8	
13 2-Methylphenol	108	7.383	7.384	(1.097)	87835	11.6624	233.2	
17 Hexachloroethane	117	7.543	7.544	(1.121)	38962	10.6429	212.9	

Compounds	QUANT SIG				RESPONSE	CONCENTRATIONS	
	MASS	RT	EXP RT	REL RT		ON-COLUMN (ug/mL)	FINAL (ug/kg)
16 N-Nitroso-di-n-propylamine	70	7.570	7.576	(1.125)	72783	10.1947	203.9
15 4-Methylphenol	108	7.634	7.629	(1.134)	196104	25.4736	509.5
\$ 18 Nitrobenzene-d5	82	7.698	7.704	(0.874)	141162	13.9230	278.5
19 Nitrobenzene	77	7.725	7.731	(0.877)	121642	11.5580	231.2
20 Isophorone	82	8.131	8.131	(0.924)	220956	12.5535	251.1
21 2-Nitrophenol	139	8.253	8.254	(0.938)	45733	11.9289	238.6
22 2,4-Dimethylphenol	107	8.451	8.452	(0.960)	67976	8.10063	162.0
23 Bis(2-Chloroethoxy)methane	93	8.569	8.575	(0.973)	118085	12.1782	243.6
24 Benzoic acid	105	8.777	8.799	(0.997)	255564	48.7355	974.7 (M)
25 2,4-Dichlorophenol	162	8.665	8.671	(0.984)	71424	13.0710	261.4
26 1,2,4-Trichlorobenzene	180	8.761	8.767	(0.995)	74052	11.1591	223.2
* 27 Naphthalene-d8	136	8.804	8.804	(1.000)	330128	20.0000	
28 Naphthalene	128	8.830	8.836	(1.003)	229389	11.6885	233.8
29 4-Chloroaniline	127	9.023	9.023	(1.025)	106048	12.5341	250.7
30 Hexachlorobutadiene	225	9.177	9.183	(1.042)	43736	11.7816	235.6
31 4-Chloro-3-methylphenol	107	9.898	9.899	(1.124)	93242	13.4758	269.5
32 2-Methylnaphthalene	141	9.957	9.958	(1.131)	128433	12.0135	240.3
33 Hexachlorocyclopentadiene	237	10.347	10.342	(0.889)	92276	26.2159	524.3
34 2,4,6-Trichlorophenol	196	10.502	10.503	(0.903)	52471	13.2607	265.2
35 2,4,5-Trichlorophenol	196	10.566	10.567	(0.908)	55071	13.5785	271.6
\$ 36 2-Fluorobiphenyl	172	10.620	10.626	(0.913)	207565	15.0698	301.4
37 2-Chloronaphthalene	162	10.721	10.722	(0.921)	149449	12.1076	242.2
38 2-Nitroaniline	65	10.983	10.989	(0.944)	76006	14.8042	296.1
39 Dimethylphthalate	163	11.389	11.389	(0.979)	187690	13.8742	277.5
40 Acenaphthylene	152	11.378	11.384	(0.978)	245814	13.3377	266.8
41 2,6-Dinitrotoluene	165	11.463	11.469	(0.985)	41596	14.1431	282.9
* 42 Acenaphthene-d10	164	11.634	11.635	(1.000)	185433	20.0000	
43 3-Nitroaniline	138	11.661	11.667	(1.002)	84853	25.2687	505.4
44 Acenaphthene	153	11.682	11.683	(1.004)	145455	12.5052	250.1
45 2,4-Dinitrophenol	184	11.837	11.838	(1.017)	83677	57.0921	1142
46 Dibenzofuran	168	11.944	11.950	(1.027)	221003	13.1501	263.0
47 4-Nitrophenol	109	12.062	12.068	(1.037)	26409	12.3330	246.7
48 2,4-Dinitrotoluene	165	12.078	12.084	(1.038)	57414	15.0536	301.1
50 Diethylphthalate	149	12.537	12.543	(1.078)	189120	15.3587	307.2
49 Fluorene	166	12.489	12.495	(1.073)	186765	13.5860	271.7
51 4-Chlorophenyl-phenylether	204	12.553	12.554	(1.079)	90215	13.2966	265.9
52 4-Nitroaniline	138	12.638	12.650	(1.086)	29759	9.97281	199.5
53 4,6-Dinitro-2-methylphenol	198	12.724	12.730	(0.912)	131542	61.1244	1222
54 N-Nitrosodiphenylamine	169	12.767	12.773	(0.915)	120950	13.5657	271.3
\$ 55 2,4,6-Tribromophenol	330	12.916	12.917	(1.110)	45597	25.7888	515.8
56 4-Bromophenyl-phenylether	248	13.311	13.317	(0.954)	53518	14.7258	294.5
57 Hexachlorobenzene	284	13.498	13.504	(0.967)	54698	14.7463	294.9
58 Pentachlorophenol	266	13.819	13.825	(0.990)	20555	12.1345	242.7
* 59 Phenanthrene-d10	188	13.958	13.964	(1.000)	285770	20.0000	
60 Phenanthrene	178	13.995	14.001	(1.003)	274306	15.1229	302.5
61 Anthracene	178	14.064	14.071	(1.008)	256263	13.9359	278.7
62 Carbazole	167	14.380	14.386	(1.030)	247855	16.4022	328.0

Compounds	QUANT SIG				RESPONSE	CONCENTRATIONS		
	MASS	RT	EXP RT	REL RT		ON-COLUMN (ug/mL)	FINAL (ug/kg)	
=====	====	==	=====	=====	=====	=====	=====	
63 Di-n-butylphthalate	149	15.159	15.165	(1.086)	312719	17.2971	345.9	
64 Fluoranthene	202	15.896	15.903	(1.139)	306457	16.5489	331.0	
65 Pyrene	202	16.233	16.239	(0.892)	309949	16.1105	322.2	
\$ 66 Terphenyl-d14	244	16.607	16.613	(0.912)	242497	19.5503	391.0	
67 Butylbenzylphthalate	149	17.531	17.532	(0.963)	128266	16.5085	330.2	
68 Benzo(a)anthracene	228	18.182	18.183	(0.999)	267222	15.5903	311.8	
* 69 Chrysene-d12	240	18.204	18.210	(1.000)	232231	20.0000	395.1	
70 3,3'-Dichlorobenzidine	252	18.236	18.242	(1.002)	124115	19.7526	328.7	
71 Chrysene	228	18.241	18.247	(1.002)	269700	16.4331	301.3	
72 bis(2-Ethylhexyl)phthalate	149	18.556	18.557	(0.953)	154856	15.0642	282.3	
* 134 Di-n-octylphthalate-d4	153	19.480	19.486	(1.000)	331444	20.0000	368.8	
73 Di-n-octylphthalate	149	19.491	19.492	(1.001)	252138	14.1128	315.8	
74 Benzo(b)fluoranthene	252	19.806	19.812	(0.975)	322864	18.4394	293.5	
75 Benzo(k)fluoranthene	252	19.844	19.844	(0.977)	283969	15.7899	322.0	
76 Benzo(a)pyrene	252	20.239	20.245	(0.996)	232584	14.6739	328.0	
* 77 Perylene-d12	264	20.319	20.325	(1.000)	241624	20.0000	313.0	
78 Indeno(1,2,3-cd)pyrene	276	21.659	21.660	(1.066)	340184	16.1001	202.2	
79 Dibenzo(a,h)anthracene	278	21.692	21.698	(1.068)	263041	16.3976	173.9	
80 Benzo(g,h,i)perylene	276	21.943	21.954	(1.080)	289004	15.6505	166.6	
90 N-Nitrosodimethylamine	74	1.855	1.818	(0.276)	61610	10.1109	254.0	
91 Aniline	93	6.288	6.289	(0.934)	126823	8.69484	278.8	
93 Benzidine	184	Compound Not Detected.						
103 Pyridine	79	1.849	1.807	(0.275)	87087	8.33175		
105 1-methylnaphthalene	141	10.117	10.124	(1.149)	130012	12.6989		
111 Azobenzene (1,2-DP-Hydrazine)	77	12.793	12.799	(1.100)	274712	13.9404		

QC Flag Legend

M - Compound response manually integrated.

Analytical Resources, Inc.

INTERNAL STANDARD COMPOUNDS
 AREA AND RT SUMMARY

Instrument ID: nt6.i	Calibration Date: 16-JUN-2009
Lab File ID: pb63sb.d	Calibration Time: 11:54
Lab Smp Id: PB63LCSS1	Client Smp ID: PB63LCSS1
Analysis Type: SV	Level: LOW
Quant Type: ISTD	Sample Type: Solid
Operator: LJR/VTS	
Method File: /chem1/nt6.i/20090616.b/SW846.m	
Misc Info: 09-12946	

Test Mode:
 Use Initial Calibration Level 4.

COMPOUND	STANDARD	AREA LIMIT		SAMPLE	%DIFF
		LOWER	UPPER		
8 1,4-Dichlorobenze	112389	56194	224778	96178	-14.42
27 Naphthalene-d8	384492	192246	768984	330128	-14.14
42 Acenaphthene-d10	217478	108739	434956	185433	-14.73
59 Phenanthrene-d10	336594	168297	673188	285770	-15.10
69 Chrysene-d12	247160	123580	494320	232231	-6.04
134 Di-n-octylphthala	347036	173518	694072	331444	-4.49
77 Perylene-d12	232938	116469	465876	241624	3.73

COMPOUND	STANDARD	RT LIMIT		SAMPLE	%DIFF
		LOWER	UPPER		
8 1,4-Dichlorobenze	6.73	6.23	7.23	6.73	-0.01
27 Naphthalene-d8	8.80	8.30	9.30	8.80	-0.01
42 Acenaphthene-d10	11.64	11.14	12.14	11.63	-0.01
59 Phenanthrene-d10	13.96	13.46	14.46	13.96	-0.04
69 Chrysene-d12	18.21	17.71	18.71	18.20	-0.03
134 Di-n-octylphthala	19.49	18.99	19.99	19.48	-0.03
77 Perylene-d12	20.32	19.82	20.82	20.32	-0.03

AREA UPPER LIMIT = +100% of internal standard area.
 AREA LOWER LIMIT = - 50% of internal standard area.
 RT UPPER LIMIT = + 0.50 minutes of internal standard RT.
 RT LOWER LIMIT = - 0.50 minutes of internal standard RT.

Analytical Resources, Inc.

RECOVERY REPORT

Client Name: ESC Client SDG: PB63
 Sample Matrix: SOLID Fraction: SV
 Lab Smp Id: PB63LCSS1 Client Smp ID: PB63LCSS1
 Level: LOW Operator: LJR/VTS
 Data Type: MS DATA SampleType: LCS
 SpikeList File: PSDDALCS.spk Quant Type: ISTD
 Sublist File: PSDDAMBLCS.sub
 Method File: /chem1/nt6.i/20090616.b/SW846.m
 Misc Info: 09-12946

SPIKE COMPOUND	CONC ADDED ug/kg	CONC RECOVERED ug/kg	% RECOVERED	LIMITS
3 Phenol	500.0	245.8	49.16	31-102
4 Bis(2-Chloroethyl)	500.0	228.7	45.75	30-100
6 2-Chlorophenol	500.0	228.9	45.78	36-100
7 1,3-Dichlorobenzen	500.0	216.2	43.24	32-100
9 1,4-Dichlorobenzen	500.0	217.3	43.45	33-100
11 Benzyl alcohol	1000	456.7	45.67	10-100
12 1,2-Dichlorobenzen	500.0	213.8	42.77	34-100
13 2-Methylphenol	500.0	233.2	46.65	34-100
14 2,2'-oxybis(1-Chlo	500.0	226.8	45.36	29-100
15 4-Methylphenol	1000	509.5	50.95	39-100
16 N-Nitroso-di-n-pro	500.0	203.9	40.78	32-100
17 Hexachloroethane	500.0	212.9	42.57	29-100
19 Nitrobenzene	500.0	231.2	46.23	28-100
20 Isophorone	500.0	251.1	50.21	46-100
21 2-Nitrophenol	500.0	238.6	47.72	37-100
22 2,4-Dimethylphenol	500.0	162.0	32.40	19-100
23 Bis(2-Chloroethoxy	500.0	243.6	48.71	38-100
24 Benzoic acid	1500	974.7	64.98	21-123
25 2,4-Dichlorophenol	500.0	261.4	52.28	39-100
26 1,2,4-Trichloroben	500.0	223.2	44.64	36-100
28 Naphthalene	500.0	233.8	46.75	37-100
29 4-Chloroaniline	1200	250.7	20.89	10-100
30 Hexachlorobutadien	500.0	235.6	47.13	33-100
31 4-Chloro-3-methylp	500.0	269.5	53.90	42-102
32 2-Methylnaphthalen	500.0	240.3	48.05	41-100
33 Hexachlorocyclopen	1500	524.3	34.95	15-104
34 2,4,6-Trichlorophe	500.0	265.2	53.04	42-100
35 2,4,5-Trichlorophe	500.0	271.6	54.31	43-100
37 2-Chloronaphthalen	500.0	242.2	48.43	36-100
38 2-Nitroaniline	500.0	296.1	59.22	41-100
39 Dimethylphthalate	500.0	277.5	55.50	48-100
40 Acenaphthylene	500.0	266.8	53.35	42-100
41 2,6-Dinitrotoluene	500.0	282.9	56.57	44-106

SPIKE COMPOUND	CONC ADDED ug/kg	CONC RECOVERED ug/kg	% RECOVERED	LIMITS
43 3-Nitroaniline	1280	505.4	39.48	15-108
44 Acenaphthene	500.0	250.1	50.02	38-100
45 2,4-Dinitrophenol	1500	1142	76.12	20-140
46 Dibenzofuran	500.0	263.0	52.60	45-100
47 4-Nitrophenol	500.0	246.7	49.33	21-108
48 2,4-Dinitrotoluene	500.0	301.1	60.21	48-111
49 Fluorene	500.0	271.7	54.34	45-100
50 Diethylphthalate	500.0	307.2	61.43	48-102
51 4-Chlorophenyl-phe	500.0	265.9	53.19	45-100
52 4-Nitroaniline	500.0	199.5	39.89	25-100
53 4,6-Dinitro-2-meth	1500	1222	81.50	23-115
54 N-Nitrosodiphenyla	500.0	271.3	54.26	50-128
56 4-Bromophenyl-phen	500.0	294.5	58.90	45-100
57 Hexachlorobenzene	500.0	294.9	58.99	44-101
58 Pentachlorophenol	500.0	242.7	48.54	35-105
60 Phenanthrene	500.0	302.5	60.49	45-100
61 Anthracene	500.0	278.7	55.74	43-100
62 Carbazole	500.0	328.0	65.61	51-106
63 Di-n-butylphthalat	500.0	345.9	69.19	51-109
64 Fluoranthene	500.0	331.0	66.20	52-107
65 Pyrene	500.0	322.2	64.44	41-113
67 Butylbenzylphthala	500.0	330.2	66.03	40-118
68 Benzo(a)anthracene	500.0	311.8	62.36	44-106
70 3,3'-Dichlorobenzi	1280	395.1	30.86	10-100
71 Chrysene	500.0	328.7	65.73	48-102
72 bis(2-Ethylhexyl)p	500.0	301.3	60.26	38-125
73 Di-n-octylphthalat	500.0	282.3	56.45	29-116
74 Benzo(b)fluoranth	500.0	368.8	73.76	49-112
75 Benzo(k)fluoranth	500.0	315.8	63.16	48-116
76 Benzo(a)pyrene	500.0	293.5	58.70	41-100
78 Indeno(1,2,3-cd)py	500.0	322.0	64.40	29-117
79 Dibenzo(a,h)anthra	500.0	328.0	65.59	34-117
80 Benzo(g,h,i)peryle	500.0	313.0	62.60	24-122
91 Aniline	1220	173.9	14.25	10-100
111 Azobenzene (1,2-DP	500.0	278.8	55.76	44-101
90 N-Nitrosodimethyla	500.0	202.2	40.44	25-100
105 1-methylnaphthalen	500.0	254.0	50.80	40-100
103 Pyridine	500.0	166.6	33.33	10-100

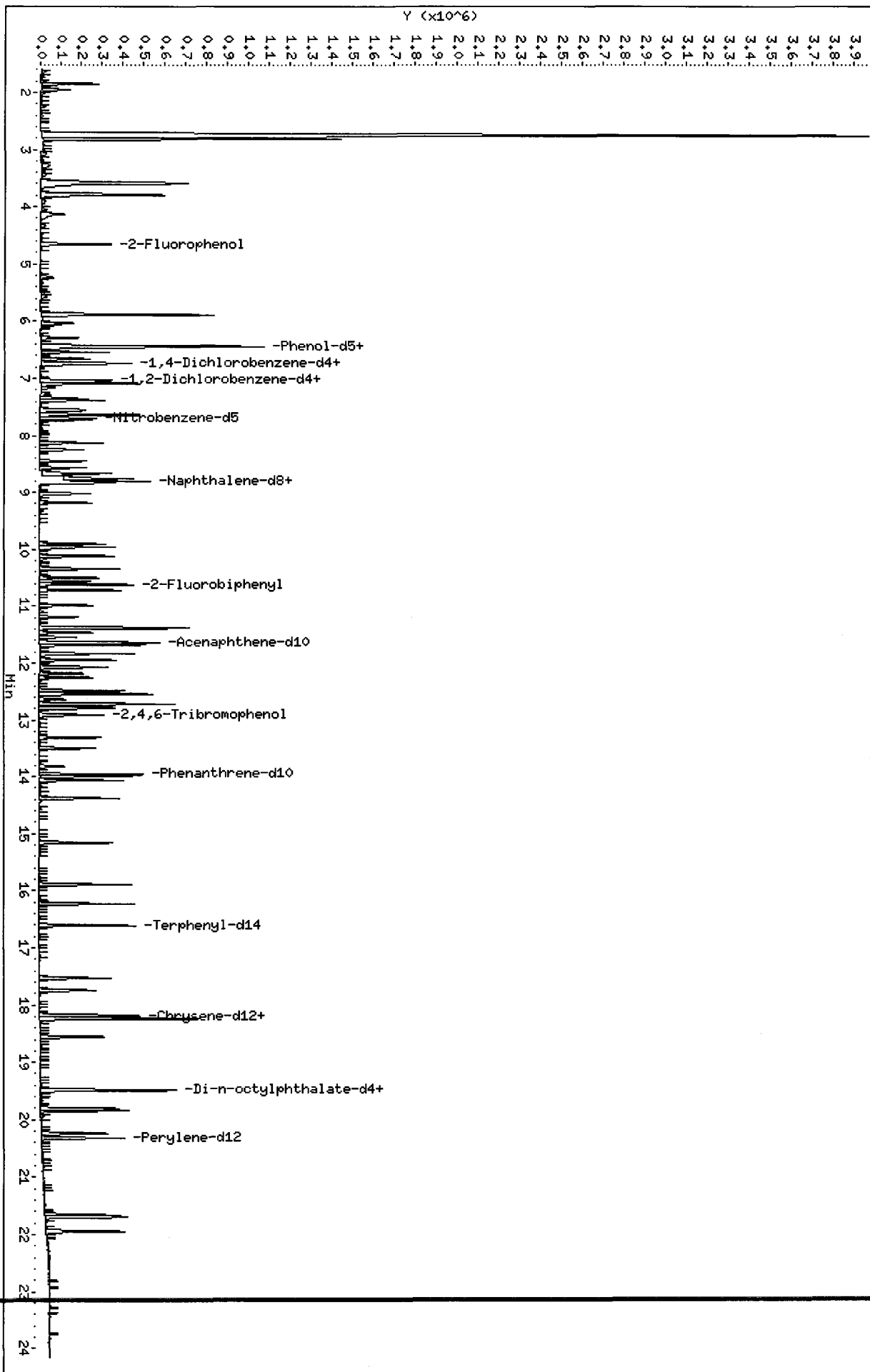
SURROGATE COMPOUND	CONC ADDED ug/kg	CONC RECOVERED ug/kg	% RECOVERED	LIMITS
\$ 1 2-Fluorophenol	750.0	416.6	55.54	26-100
\$ 2 Phenol-d5	750.0	471.3	62.84	10-100

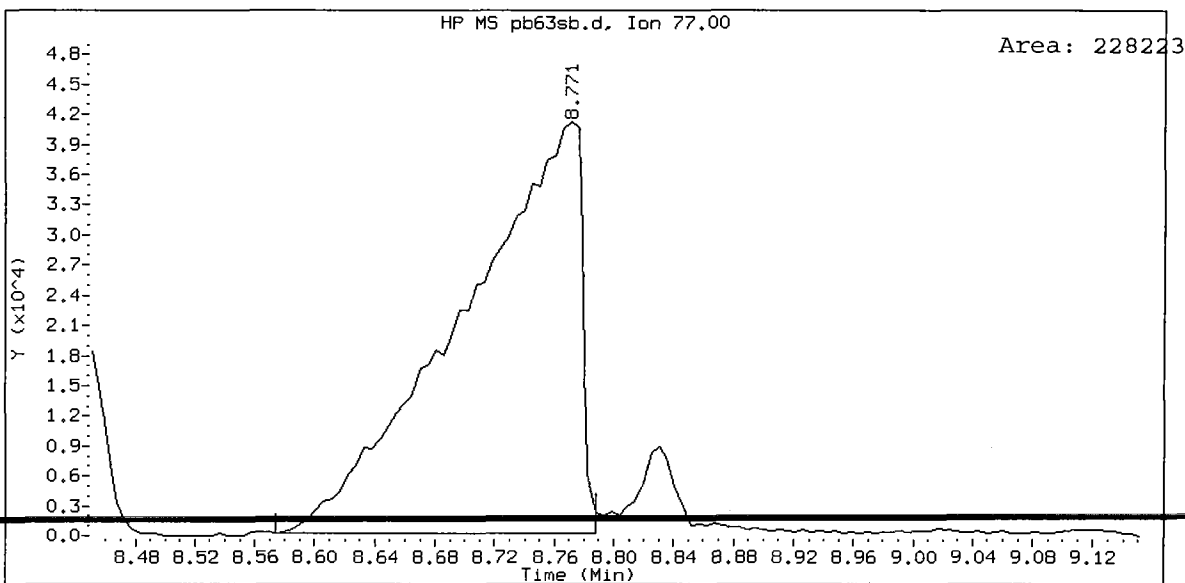
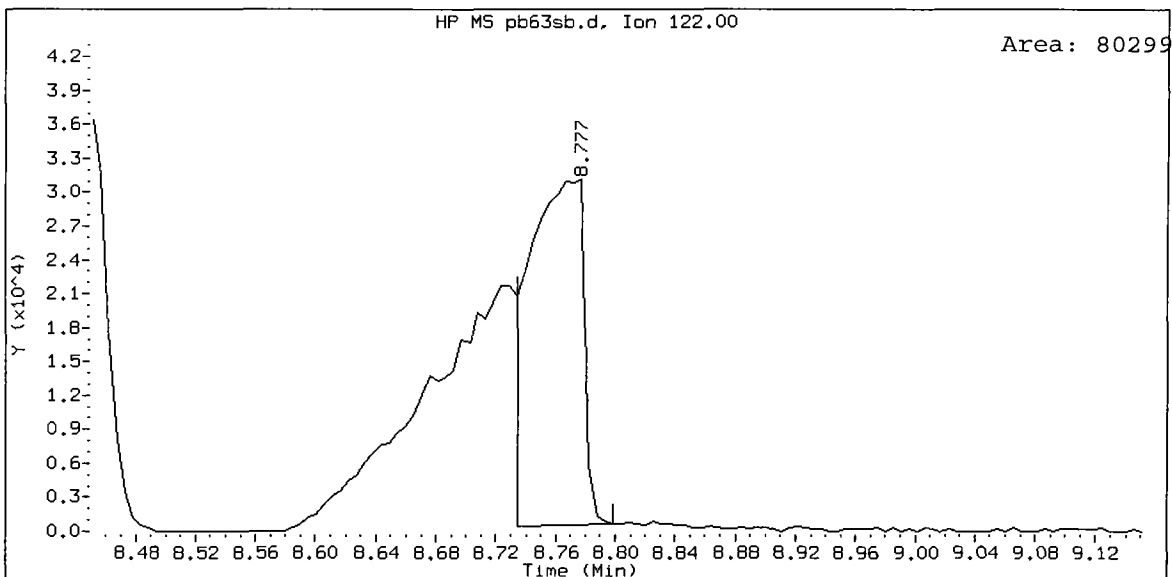
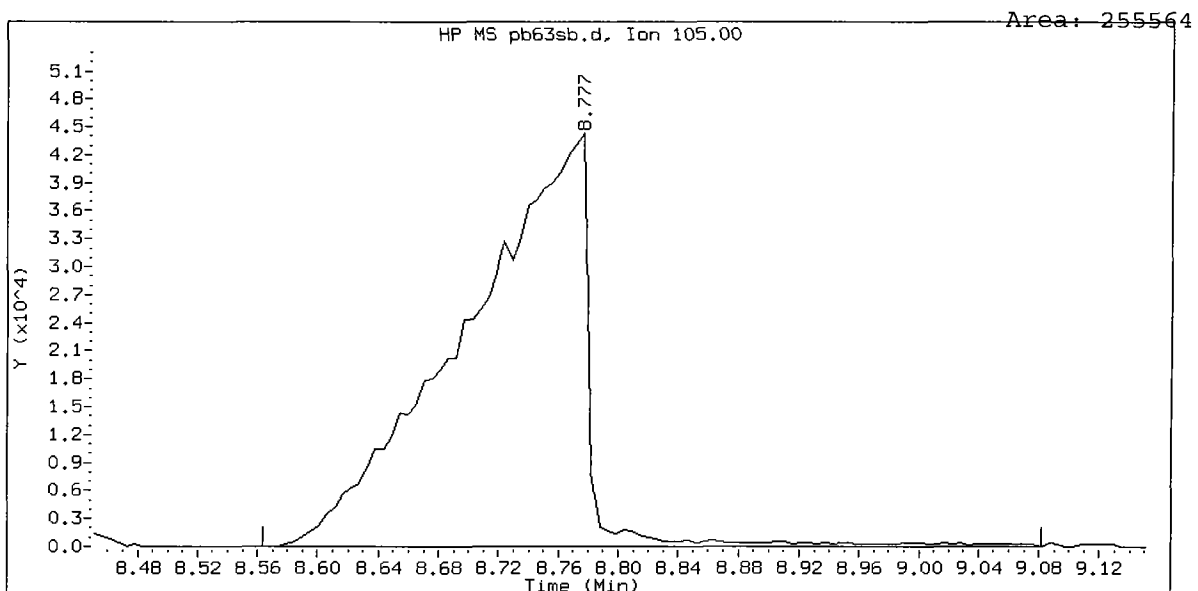
SURROGATE COMPOUND	CONC ADDED ug/kg	CONC RECOVERED ug/kg	% RECOVERED	LIMITS
\$ 5 2-Chlorophenol-d4	750.0	434.7	57.97	39-100
\$ 10 1,2-Dichlorobenzen	500.0	270.0	53.99	32-100
\$ 18 Nitrobenzene-d5	500.0	278.5	55.69	34-100
\$ 36 2-Fluorobiphenyl	500.0	301.4	60.28	39-100
\$ 55 2,4,6-Tribromophen	750.0	515.8	68.77	43-108
\$ 66 Terphenyl-d14	500.0	391.0	78.20	39-105

Data File: /chem1/nt6.i/20090616.b/pb63sb.d
Date: 16-JUN-2009 12:59
Client ID: PB63LCSS1
Sample Info: PB63LCSS1
Volume Injected (uL): 1.0
Column phase: ZB-5

Instrument: nt6.i
Operator: LJR/VTS
Column diameter: 0.32

/chem1/nt6.i/20090616.b/pb63sb.d





Semivolatile Analysis
Extraction Bench Sheets/Run Logs

prepared
for

ENVIROMENTAL SCIENCE CORP.

Project: JELD-WEN NORD DOOR, 008.0228.00017

ARI JOB NO: PB63

prepared
by

Analytical Resources, Inc.



ARI Job No.: PB63

Client ID: Environmental Science Corp.

Parameter: BAN PSDDA

Client Project: J-10 - Wen Nord Door

SOP Number(s): 3745

No Anomalies:

List problems, concerns, corrective actions and any other pertinent information

A = moist

F = very wet

B = very wet

g = moist

C =

h = very wet, shells with some organics present

D = ↓, some large rocks, shells? = wet, some organics present

E = very wet

Sample "D" volume reduced based on pre-screen. GPC required. SR 6/10/09

Analyst Initials:

Date:

Analytical Resources Inc.: Organics Instrument Log
NT-6 Serial No.:GC=US00036167, MS=US81221575

Date: 6/11/09 Analysis: BANs Analyst: LTK
 GC Program: ABN1UL Column No: 171037 Column Type: ZB-S MS.
 Instrument Tune (U or .CT.): 090430 090609 EM Voltage: 1529
 Calibration File: 0250609 025611 Curve Date: 6/11/09

IS/SS	Ical/Ccal	LCS/ICV
1564-2	1550-1,2	1507-1
	1551-1	1508-1
	1552-1	1509-1
	1553-1	1510-1

INTERNAL STANDARD SUMMARY FOR DATABATCH - /chem1/nt6.i/20090611.b

Time	Filename	LabID	ClientId	DF
1 1027	0250611.d	ABN 25		1 7.13 112389 9.19 384492 12.03 217478 14.38 336594 18.66 247160 20.78 232938 19.89 347036
2 1104	0800611.d	ABN 80		1 7.14 114460 9.20 384289 12.04 211778 14.39 342675 18.66 285044 20.79 315095 19.90 424428
3 1137	0010611.d	ABN 1		1 7.13 118567 9.19 390523 12.03 217076 14.37 349181 18.65 262092 20.78 256679 19.89 361226
4 1210	0400611.d	ABN 40		1 7.14 142411 9.20 471377 12.04 269613 14.38 448584 18.66 339501 20.79 342314 19.90 481057
5 1242	0050611.d	ABN 5		1 7.13 101091 9.19 339003 12.03 177766 14.38 282699 18.64 229753 20.78 254417 19.89 328726
6 1315	0100611.d	ABN 10		1 7.13 97036 9.19 321647 12.03 175814 14.38 273945 18.65 225200 20.78 242978 19.89 322577
7 1348	0010611a.d	ABN 1		1 7.13 100564 9.19 332068 12.03 175487 14.37 275001 18.64 223930 20.78 249789 19.89 314765
8 1421	0050611a.d	ABN 5		1 7.13 98908 9.19 337167 12.03 181326 14.37 284076 18.65 228455 20.78 233018 19.89 316858
9 1454	icv0611.d	ABN ICV		1 7.13 104875 9.19 355357 12.04 195944 14.38 302996 18.65 251700 20.78 266554 19.89 372937

*UTS
6.12.2009*

Maintenance / Comments *New liner twoal. Clipped column. Cleaned inlet body & seal.*

Maintenance Verification (Identify ICal or CCal that demonstrates the instrument is in control): 0250611
 Every line must contain information or be lined out. Make all entries legible. Start a new page for each QC period.



GC/MS SVOA Analyst Notes / Corrective Action Log

ARI Project ID: NT6 Curve Client ID: Various

ARI SOP: 801S(SIM-PNA) 802S(BTS-HX) 803S(BTS-PW) 804S(8270D)


Parameter(s): BANS

Instrument: NT-1 NT-2 NT-4 NT-6 NT-8

Curve Date: 6/11/09 Analysis Start Date: _____

DFTPP Tune Meets Criteria?	<u>YES</u> / NO	Internal Standard Meets Criteria?	YES / NO
DDT Breakdown <20%?	<u>YES</u> / NO / NA	Method Blank In Control?	YES/ NO
Peak Tailing Factor In Control?	<u>YES</u> / NO / NA	LCS / LCSD Recovery In Control?	<u>YES</u> / NO
ICal Meets RF & %RSD Criteria?	<u>YES</u> / NO	Surrogate Recovery In Control?	YES / NO
CCal Meets RF & %RSD Criteria?	YES/ NO	Special Analysis Criteria Met?	YES / NO / <u>NA</u>

Detail problems, corrective actions and/or other pertinent information below (use reverse side when necessary): - Linear fit for hexachloro cyclopentadiene and 2,4-Dinitrophenol.



LTR
6/11/09

Additional Details on Reverse: Yes (No)

Analyst Signature: [Signature] Date: 6/11/09

Reviewer's Signature: [Signature] Date: 6/11/09

Analytical Resources Inc.: Organics Instrument Log

NT-6 Serial No.:GC=US00036167, MS=US81221575

Date: 6/11/09 Analysis: BANS Analyst: LJK
 GC Program: ABN10L Column No: 171037 Column Type: ZB-S MS.
 Instrument Tune (U or .CT.): 090609 EM Voltage: 1529
 Calibration File: cc0616 Curve Date: 6/11/09

IS/SS	Ical/Ccal	LCS/ICV
<u>1544-2</u>	<u>1550-1,2</u>	
	<u>1551-1</u>	
	<u>1552-1</u>	
	<u>1553-1</u>	

Time	Filename	LabID	ClientID	DF																
1	1154	cc0616.d	ABN 25	1	6.73	105993	8.80	373044	11.64	215201	13.96	347222	18.21	286167	20.32	253361	19.49	401133		
2	1226	pb63mb.d	PB63MBS1	PB63MBS1	1	6.73	97409	8.80	351858	11.63	197419	13.96	312850	18.20	252536	19.48	350781	20.32	223186	
3	1259	pb63sb.d	PB63LCSS1	PB63LCSS1	1	6.73	96178	8.80	330128	11.63	185433	13.96	285770	18.20	232231	19.48	331444	20.32	241624	
4	1332	pb63a.d	PB63A	3SED8-A	1	6.74	101392	8.80	363778	11.64	203429	13.96	301640	18.21	266431	19.49	365553	20.34	234696	
5	1405	pb63b.d	PB63B	3SED8-B	1	6.74	94458	8.80	332577	11.63	178995	13.96	270182	18.21	291939	19.49	427047	20.34	309474	
6	1437	pb63c.d	PB63C	3SED8-C	1	6.74	103788	8.80	368912	11.63	204436	13.96	301339	18.22	316017	19.50	457767	20.35	321029	
7	1510	pb63d.d	PB63D	3SED5-A	3	6.74	107476	8.80	373577	11.64	202932	13.96	299110	18.23	399704	19.52	590531	20.38	379169	
8	1543	pb63e.d	PB63E	3SED5-B	1	6.74	98021	8.80	342608	11.64	189465	13.97	275469	18.22	301735	19.50	455967	20.35	279121	
9	1616	pb63ema.d	PB63EMS	3SED5-B MS	1	6.75	99634	8.81	343626	11.65	191223	13.97	282035	18.23	304091	19.51	455943	20.36	257299	
10	1649	pb63emd.d	PB63EMSD	3SED5-B MSD	1	6.74	94634	8.81	328285	11.65	178069	13.97	257935	18.23	276773	19.50	411532	20.36	217299	
11	1722	pb63f.d	PB63F	3SED5-C	1	6.74	93100	8.80	318059	11.64	162375	13.97	239738	18.22	213594	19.50	314993	20.35	149040	
12	1755	pb63g.d	PB63G	3SED10-A	1	6.74	96391	8.81	341488	11.64	184708	13.97	260586	18.22	222993	19.50	318436	20.34	142753	
13	1828	pb63h.d	PB63H	3SED10-B	1	6.74	94233	8.81	329842	11.64	181692	13.97	261456	18.22	265485	19.50	391772	20.35	205311	
14	1901	pb63i.d	PB63I	3SED10-C	1	6.74	93310	8.81	324596	11.64	167993	13.97	260789	18.24	280020	19.52	399247	20.37	210337	
15	1934	pb35ed1.d	PB35E	3SED1-C	10	6.74	91915	8.80	293032	11.64	166948	13.97	254038	18.22	229368	19.49	339657	20.34	170064	
16	2008	pb35gd1.d	PB35G	3SED2-A	10	6.73	104512	8.81	338678	11.64	198801	13.97	300665	18.22	240129	19.49	353536	20.34	175873	
17	2041	pb35jd1.d	PB35J	3SED2-C	20	6.74	102594	8.80	333632	11.64	191375	13.97	293654	18.21	231718	19.49	333979	20.34	159041	
18	2114	pc16mb.d	PC16MBS1	PC16MBS1	1	6.73	96889	8.81	317220	11.64	171904	13.97	280804	18.21	256973	19.49	352804	20.34	204712	
19	2147	pc16sb.d	PC16LCSS1	PC16LCSS1	1	6.74	87660	8.81	304000	11.64	170134	13.97	272216	18.22	263985	19.49	376862	20.34	200014	
20	2221	pc16sbd.d	PC16LCSDS1	PC16LCSDS1	1	6.74	92883	8.81	323430	11.64	183235	13.97	275771	18.22	232280	19.49	335801	20.33	151086	
21	2254	pc16b.d	PC16B	MH219-061009	3	6.73	94741	8.81	324483	11.64	190513	13.97	274511	18.22	255922	19.49	359464	20.34	174568	
22	2327	pc16bms.d	PC16BMS	MH219-061009 MS	3	6.74	101636	8.80	348790	11.64	205559	13.97	310846	18.22	278434	19.50	410342	20.35	193298	
23	0000	pc16bmd.d	PC16AMSD	MH219-061009 MSD	3	6.74	97021	8.80	332069	11.64	188056	13.96	279770	18.22	265959	19.49	387350	20.34	178467	

Maintenance / Comments New liner wool, Clipped column. Cleaned inlet body and seal.

LJK
6/11/09

Maintenance Verification (Identify ICal or CCal that demonstrates the instrument is in control): cc0616
 Every line must contain information or be lined out. Make all entries legible. Start a new page for each QC period.
 PB63 : 00557
 Revision: 00

GC/MS SVOA Analyst Notes / Corrective Action Log

ARI Project ID: PB63 Client ID: ESC

ARI SOP: 801S(SIM-PNA) 802S(BTS-HX) 803S(BTS-PW) 804S(8270D)

Parameter(s): BANS

Instrument: NT-1 NT-2 NT-4 NT-6 NT-8

Curve Date: 6/11/09 Analysis Start Date: 6/16/09

DFTPP Tune Meets Criteria?	<u>YES</u> / NO	Internal Standard Meets Criteria?	<u>YES</u> / NO
DDT Breakdown <20%?	<u>YES</u> / NO / NA	Method Blank In Control?	<u>YES</u> / NO
Peak Tailing Factor In Control?	<u>YES</u> / NO / NA	LCS / LCSD Recovery In Control?	<u>YES</u> / NO
ICal Meets RF & %RSD Criteria?	<u>YES</u> / NO	Surrogate Recovery In Control?	<u>YES</u> / NO
CCal Meets RF & %RSD Criteria?	<u>YES</u> / NO	Special Analysis Criteria Met?	<u>YES</u> / NO / NA

Detail problems, corrective actions and/or other pertinent information below (use reverse side when necessary):

[Large handwritten scribble covering the text area]

LJK
6/18/09

Additional Details on Reverse: Yes No

Analyst Signature: [Signature] Date: 6/18/09

Reviewer's Signature: [Signature] Date: 6/18/09

SIM Semivolatile Analysis
QC Summary Data

prepared
for

ENVIROMENTAL SCIENCE CORP.

Project: JELD-WEN NORD DOOR, 008.0228.00017

ARI JOB NO: PB63

prepared
by

Analytical Resources, Inc.

SIM SW8270 SURROGATE RECOVERY SUMMARY

Matrix: Sediment

QC Report No: PB63-ENVIROMENTAL SCIENCE CORP.
Project: JELD-WEN NORD DOOR
008.0228.00017

Client ID	FBP	PHL	FPH	CPL	DCB	NBZ	TBP	TER	TOT OU
3SED8-A	76.8%	60.5%	61.1%	90.4%	58.8%	65.2%	83.2%	80.0%	0
3SED8-B	75.2%	112%	69.3%	104%	66.4%	74.4%	89.9%	106%	0
3SED8-C	72.4%	102%	68.0%	94.1%	64.0%	72.4%	89.6%	99.6%	0
3SED5-A	83.2%	73.9%	70.4%	106%	64.8%	71.2%	102%	153%	0
3SED5-A DL	87.6%	81.6%	73.6%	94.4%	66.0%	74.4%	92.0%	97.2%	0
3SED5-B	76.4%	64.5%	71.5%	102%	68.8%	74.0%	96.3%	134%	0
3SED5-B DL	78.0%	72.8%	67.2%	88.0%	63.6%	67.2%	88.0%	108%	0
3SED5-C	72.4%	68.8%	68.5%	94.4%	64.8%	69.2%	93.3%	141%	0
3SED5-C DL	76.8%	69.6%	68.0%	86.4%	61.2%	66.0%	90.4%	113%	0
MB-061009	61.2%	70.1%	58.1%	76.8%	57.6%	57.6%	77.6%	92.0%	0
LCS-061009	67.2%	68.0%	65.3%	86.7%	64.8%	65.2%	82.1%	96.8%	0
3SED10-A	77.2%	65.3%	70.4%	95.5%	67.6%	72.0%	100%	109%	0
3SED10-A MS	81.6%	67.2%	69.6%	94.4%	65.6%	69.2%	93.6%	104%	0
3SED10-A MSD	84.0%	69.9%	73.3%	101%	70.8%	76.4%	106%	108%	0
3SED10-B	71.6%	102%	66.4%	95.5%	60.8%	70.8%	78.4%	137%	0
3SED10-B DL	76.8%	67.2%	67.2%	88.8%	60.0%	74.4%	89.6%	113%	0
3SED10-C	76.8%	73.9%	72.5%	118%	68.8%	72.8%	88.0%	154%	0
3SED10-C DL	82.8%	74.4%	72.8%	95.2%	70.8%	73.2%	96.0%	116%	0

LCS/MB LIMITS QC LIMITS

(FBP) = 2-Fluorobiphenyl	(30-160)	(30-160)
(PHL) = d5-Phenol	(30-160)	(30-160)
(FPH) = 2-Fluorophenol	(30-160)	(30-160)
(CPL) = d4-2-Chlorophenol	(30-160)	(30-160)
(DCB) = d4-1,2-Dichlorobenzene	(30-160)	(30-160)
(NBZ) = d5-Nitrobenzene	(30-160)	(30-160)
(TBP) = 2,4,6-Tribromophenol	(30-160)	(30-160)
(TER) = d14-p-Terphenyl	(30-160)	(30-160)

Prep Method: SW3550B
Log Number Range: 09-12942 to 09-12950

ORGANICS ANALYSIS DATA SHEET

Semivolatiles by Selected Ion Monitoring GC/MS

Sample ID: 3SED10-A

Page 1 of 1

MATRIX SPIKE

Lab Sample ID: PB63G

QC Report No: PB63-ENVIRONMENTAL SCIENCE CORP.

LIMS ID: 09-12948

Project: JELD-WEN NORD DOOR

Matrix: Sediment

Event: 008.0228.00017

Data Release Authorized:

Date Sampled: 06/05/09

Reported: 06/22/09

Date Received: 06/05/09

Date Extracted MS/MSD: 06/10/09

Sample Amount MS: 16.4 g-dry-wt

MSD: 16.4 g-dry-wt

Date Analyzed MS: 06/18/09 13:47

Final Extract Volume MS: 1.0 mL

MSD: 06/18/09 14:21

MSD: 1.0 mL

Instrument/Analyst MS: NT2/PK

Dilution Factor MS: 1.00

MSD: NT2/PK

MSD: 1.00

Analyte	Sample	MS	Spike Added-MS	MS Recovery	MSD	Spike Added-MSD	MSD Recovery	RPD
Dibenz(a,h)anthracene	< 6.1 U	156	152	103%	166	152	109%	6.2%
1,4-Dichlorobenzene	< 6.1 U	104	152	68.4%	112	152	73.7%	7.4%
1,2,4-Trichlorobenzene	< 6.1 U	114	152	75.0%	125	152	82.2%	9.2%
Hexachlorobenzene	< 6.1 U	141	152	92.8%	153	152	101%	8.2%
Hexachlorobutadiene	< 6.1 U	124	152	81.6%	132	152	86.8%	6.2%
Dimethylphthalate	< 15.2 U	134	152	88.2%	139	152	91.4%	3.7%
Butylbenzylphthalate	< 15.2 U	142	152	93.4%	155	152	102%	8.8%
2-Methylphenol	< 6.1 U	122	152	80.3%	119	152	78.3%	2.5%
2,4-Dimethylphenol	< 6.1 U	87.8	152	57.8%	82.9	152	54.5%	5.7%
N-Nitrosodiphenylamine	< 6.1 U	124	152	81.6%	134	152	88.2%	7.8%
Benzyl Alcohol	< 30.3 U	185	305	60.7%	246	305	80.7%	28.3%
Pentachlorophenol	< 30.3 U	121	152	79.6%	195	152	128%	46.8%
1,2-Dichlorobenzene	< 6.1 U	111	152	73.0%	119	152	78.3%	7.0%
1,3-Dichlorobenzene	< 6.1 U	107	152	70.4%	113	152	74.3%	5.5%

Reported in $\mu\text{g}/\text{kg}$ (ppb)

RPD calculated using sample concentrations per SW846.

ORGANICS ANALYSIS DATA SHEET

Semivolatiles by Selected Ion Monitoring GC/MS

Sample ID: LCS-061009

Page 1 of 1

LAB CONTROL SAMPLE

Lab Sample ID: LCS-061009


QC Report No: PB63-ENVIRONMENTAL SCIENCE CORP.

LIMS ID: 09-12948

Project: JELD-WEN NORD DOOR

Matrix: Sediment

Event: 008.0228.00017

Data Release Authorized: 

Date Sampled: NA

Reported: 06/22/09

Date Received: NA

Date Extracted: 06/10/09

Sample Amount LCS: 16.0 g-dry-wt

Date Analyzed LCS: 06/18/09 12:39

Final Extract Volume LCS: 1.0 mL

Instrument/Analyst LCS: NT2/PK

Dilution Factor LCS: 1.00

Analyte	LCS	Spike Added	Recovery
Dibenz(a,h)anthracene	176	156	113%
1,4-Dichlorobenzene	100	156	64.1%
1,2,4-Trichlorobenzene	110	156	70.5%
Hexachlorobenzene	128	156	82.1%
Hexachlorobutadiene	116	156	74.4%
Dimethylphthalate	122	156	78.2%
Butylbenzylphthalate	156	156	100%
2-Methylphenol	132	156	84.6%
2,4-Dimethylphenol	48.8	156	31.3%
N-Nitrosodiphenylamine	104	156	66.7%
Benzyl Alcohol	< 31.2 U	312	NA
Pentachlorophenol	97.5	156	62.5%
1,2-Dichlorobenzene	109	156	69.9%
1,3-Dichlorobenzene	104	156	66.7%

Reported in $\mu\text{g}/\text{kg}$ (ppb)

NA-No recovery due to high concentration of analyte in original sample, calculated negative recovery, or undetected spike.

SIM Semivolatile Surrogate Recovery

2-Fluorobiphenyl	67.2%
d5-Phenol	68.0%
2-Fluorophenol	65.3%
d4-2-Chlorophenol	86.7%
d4-1,2-Dichlorobenzene	64.8%
d5-Nitrobenzene	65.2%
2,4,6-Tribromophenol	82.1%
d14-p-Terphenyl	96.8%

4B
SEMIVOLATILE METHOD BLANK SUMMARY

BLANK NO.

PB63MBS1

Lab Name: ANALYTICAL RESOURCES, INC
ARI Job No: PB63
Lab File ID: 061801
Instrument ID: NT2
Matrix: SOLID

Client: ESC
Project: JELD-WEN NORD DOOR
Date Extracted: 06/10/09
Date Analyzed: 06/18/09
Time Analyzed: 1205

THIS METHOD BLANK APPLIES TO THE FOLLOWING SAMPLES, MS and MSD:

	CLIENT SAMPLE NO.	LAB SAMPLE ID	LAB FILE ID	DATE ANALYZED
	=====	=====	=====	=====
01	PB63LCSS1	PB63LCSS1	061802	06/18/09
02	3SED10-A	PB63G	061809	06/18/09
03	3SED10-A MS	PB63GMS	061810	06/18/09
04	3SED10-A MSD	PB63GMSD	061811	06/18/09
05	3SED8-A	PB63A	061803	06/18/09
06	3SED8-B	PB63B	061804	06/18/09
07	3SED8-C	PB63C	061805	06/18/09
08	3SED5-A	PB63D	061806	06/18/09
09	3SED5-B	PB63E	061807	06/18/09
10	3SED5-C	PB63F	061808	06/18/09
11	3SED10-B	PB63H	061812	06/18/09
12	3SED10-C	PB63I	061813	06/18/09
13	3SED5-A	PB63D	061901	06/19/09
14	3SED5-B	PB63E	061902	06/19/09
15	3SED5-C	PB63F	061903	06/19/09
16	3SED10-B	PB63H	061904	06/19/09
17	3SED10-C	PB63I	061905	06/19/09
18				
19				
20				
21				
22				
23				
24				
25				
26				
27				
28				
29				
30				

COMMENTS:

5B
SEMIVOLATILE ORGANIC INSTRUMENT PERFORMANCE CHECK
DECAFLUOROTRIPHENYLPHOSPHINE (DFTPP)

Lab Name: ANALYTICAL RESOURCES, INC

Client: ESC

Instrument ID: NT2

Project: JELD-WEN NORD DOOR

DFTPP Injection Date: 05/11/09

DFTPP Injection Time: 1113

m/e	ION ABUNDANCE CRITERIA	% RELATIVE ABUNDANCE
51	30.0 - 80.0% of mass 198	64.6
68	Less than 2.0% of mass 69	0.0 (0.0)1
69	Mass 69 relative abundance	85.1
70	Less than 2.0% of mass 69	0.2 (0.2)1
127	25.0 - 75.0% of mass 198	60.7
197	Less than 1.0% of mass 198	0.0
198	Base Peak, 100% relative abundance	100.0
199	5.0 to 9.0% of mass 198	6.8
275	10.0 - 30.0% of mass 198	24.6
365	Greater than 0.75% of mass 198	3.03
441	Present, but less than mass 443	10.8
442	40.0 - 110.0% of mass 198	74.9
443	15.0 - 24.0% of mass 442	14.7 (19.6)2

1-Value is % mass 69

2-Value is % mass 442

THIS CHECK APPLIES TO THE FOLLOWING SAMPLES, MS, MSD, BLANKS, AND STANDARDS:

	CLIENT SAMPLE NO.	LAB SAMPLE ID	LAB FILE ID	DATE ANALYZED	TIME ANALYZED
01		ABN 2.5	IC051101	05/11/09	1217
02		ABN 10	IC051102	05/11/09	1250
03		ABN 0.1	IC051103	05/11/09	1323
04		ABN 5	IC051104	05/11/09	1357
05		ABN 0.5	IC051105	05/11/09	1432
06		ABN 1	IC051106	05/11/09	1506
07					
08					
09					
10					
11					
12					
13					
14					
15					
16					
17					
18					
19					
20					
21					
22					

5B
SEMIVOLATILE ORGANIC INSTRUMENT PERFORMANCE CHECK
DECAFLUOROTRIPHENYLPHOSPHINE (DFTPP)

Lab Name: ANALYTICAL RESOURCES, INC

Client: ESC

Instrument ID: NT2

Project: JELD-WEN NORD DOOR

DFTPP Injection Date: 06/18/09

DFTPP Injection Time: 1038

m/e	ION ABUNDANCE CRITERIA	% RELATIVE ABUNDANCE
51	30.0 - 80.0% of mass 198	64.1
68	Less than 2.0% of mass 69	0.0 (0.0)1
69	Mass 69 relative abundance	86.1
70	Less than 2.0% of mass 69	0.5 (0.6)1
127	25.0 - 75.0% of mass 198	64.5
197	Less than 1.0% of mass 198	0.0
198	Base Peak, 100% relative abundance	100.0
199	5.0 to 9.0% of mass 198	7.5
275	10.0 - 30.0% of mass 198	25.2
365	Greater than 0.75% of mass 198	3.41
441	Present, but less than mass 443	11.1
442	40.0 - 110.0% of mass 198	71.2
443	15.0 - 24.0% of mass 442	15.6 (21.9)2

1-Value is % mass 69

2-Value is % mass 442

THIS CHECK APPLIES TO THE FOLLOWING SAMPLES, MS, MSD, BLANKS, AND STANDARDS:

	CLIENT SAMPLE NO.	LAB SAMPLE ID	LAB FILE ID	DATE ANALYZED	TIME ANALYZED
01		ABN 2.5	CC0618	06/18/09	1122
02	PB63MBS1	PB63MBS1	061801	06/18/09	1205
03	PB63LCSS1	PB63LCSS1	061802	06/18/09	1239
04	3SED10-A	PB63G	061809	06/18/09	1313
05	3SED10-A MS	PB63GMS	061810	06/18/09	1347
06	3SED10-A MSD	PB63GMSD	061811	06/18/09	1421
07	3SED8-A	PB63A	061803	06/18/09	1456
08	3SED8-B	PB63B	061804	06/18/09	1530
09	3SED8-C	PB63C	061805	06/18/09	1604
10	3SED5-A	PB63D	061806	06/18/09	1638
11	3SED5-B	PB63E	061807	06/18/09	1712
12	3SED5-C	PB63F	061808	06/18/09	1746
13	3SED10-B	PB63H	061812	06/18/09	1821
14	3SED10-C	PB63I	061813	06/18/09	1855
15					
16					
17					
18					
19					
20					
21					
22					

5B
SEMIVOLATILE ORGANIC INSTRUMENT PERFORMANCE CHECK
DECAFLUOROTRIPHENYLPHOSPHINE (DFTPP)

Lab Name: ANALYTICAL RESOURCES, INC

Client: ESC

Instrument ID: NT2

Project: JELD-WEN NORD DOOR

DFTPP Injection Date: 06/19/09

DFTPP Injection Time: 1057

m/e	ION ABUNDANCE CRITERIA	% RELATIVE ABUNDANCE
51	30.0 - 80.0% of mass 198	63.7
68	Less than 2.0% of mass 69	0.8 (1.0)1
69	Mass 69 relative abundance	81.9
70	Less than 2.0% of mass 69	0.7 (0.9)1
127	25.0 - 75.0% of mass 198	62.1
197	Less than 1.0% of mass 198	0.6
198	Base Peak, 100% relative abundance	100.0
199	5.0 to 9.0% of mass 198	6.4
275	10.0 - 30.0% of mass 198	26.2
365	Greater than 0.75% of mass 198	3.68
441	Present, but less than mass 443	12.5
442	40.0 - 110.0% of mass 198	74.8
443	15.0 - 24.0% of mass 442	14.5 (19.4)2

1-Value is % mass 69

2-Value is % mass 442

THIS CHECK APPLIES TO THE FOLLOWING SAMPLES, MS, MSD, BLANKS, AND STANDARDS:

	CLIENT SAMPLE NO.	LAB SAMPLE ID	LAB FILE ID	DATE ANALYZED	TIME ANALYZED
01		ABN 2.5	CC0619	06/19/09	1136
02	3SED5-A	PB63D	061901	06/19/09	1253
03	3SED5-B	PB63E	061902	06/19/09	1326
04	3SED5-C	PB63F	061903	06/19/09	1401
05	3SED10-B	PB63H	061904	06/19/09	1435
06	3SED10-C	PB63I	061905	06/19/09	1508
07					
08					
09					
10					
11					
12					
13					
14					
15					
16					
17					
18					
19					
20					
21					
22					

8B
SEMIVOLATILE INTERNAL STANDARD AREA AND RT SUMMARY

Lab Name: ANALYTICAL RESOURCES, INC

Client: ESC

ARI Job No: PB63

Project: JELD-WEN NORD DOOR

Ical Midpoint ID: IC051101

Ical Date: 05/11/09

Instrument ID: NT2

Cont. Cal Date: 06/18/09

	IS1 (DCB) AREA #	RT #	IS2 (NPT) AREA #	RT #	IS3 (ANT) AREA #	RT #
ICAL MIDPT	119785	7.88	372217	9.88	182713	12.72
UPPER LIMIT	239570	8.38	744434	10.38	365426	13.22
LOWER LIMIT	59892	7.38	186108	9.38	91356	12.22
Sample ID						
00 CC0618	131933	7.06	420445	9.02	197011	11.83
01 PB63MBS1	145201	7.04	448645	9.02	218189	11.83
02 PB63LCSS1	137842	7.04	430709	9.02	212667	11.83
03 3SED10-A	134201	7.06	404224	9.02	198788	11.83
04 3SED10-A MS	133466	7.05	408781	9.02	190169	11.83
05 3SED10-A MSD	127631	7.06	384585	9.02	185243	11.83
06 3SED8-A	129072	7.06	398360	9.02	192584	11.85
07 3SED8-B	134268	7.05	412620	9.02	215103	11.85
08 3SED8-C	128549	7.05	403478	9.02	210910	11.85
09 3SED5-A	124909	7.05	389284	9.02	199359	11.85
10 3SED5-B	131244	7.05	392717	9.02	215060	11.85
11 3SED5-C	130725	7.05	394185	9.02	216083	11.85
12 3SED10-B	131414	7.06	395156	9.02	216609	11.85
13 3SED10-C	128850	7.05	391447	9.02	215196	11.85
14						
15						
16						
17						
18						
19						
20						
21						
22						

IS1 = 1,4-Dichlorobenzene-d4

IS2 = Naphthalene-d8

IS3 = Acenaphthene-d10

AREA UPPER LIMIT = +100% of internal standard area from Ical midpoint
 AREA LOWER LIMIT = - 50% of internal standard area from Ical midpoint
 RT UPPER LIMIT = + 0.50 minutes of internal standard RT from Cont. Cal
 RT LOWER LIMIT = - 0.50 minutes of internal standard RT from Cont. Cal

* Values outside of QC limits.

8C
SEMIVOLATILE INTERNAL STANDARD AREA AND RT SUMMARY

Lab Name: ANALYTICAL RESOURCES, INC

Client: ESC

ARI Job No: PB63

Project: JELD-WEN NORD DOOR

Ical Midpoint ID: 061813

Ical Date: 05/11/09

Instrument ID: NT2

Cont. Cal Date: 06/18/09

	IS4 (PHN) AREA #	RT #	IS5 (CRY) AREA #	RT #	IS6 (PRY) AREA #	RT #
ICAL MIDPT	286879	15.09	251912	19.41	231524	21.58
UPPER LIMIT	573758	15.59	503824	19.91	463048	22.08
LOWER LIMIT	143440	14.59	125956	18.91	115762	21.08
Sample ID						
00 CC0618	333538	14.18	274229	18.43	249843	20.57
01 PB63MBS1	336854	14.18	277000	18.43	217772	20.57
02 PB63LCSS1	337155	14.18	279360	18.43	243223	20.57
03 3SED10-A	310880	14.18	214348	18.43	176608	20.57
04 3SED10-A MS	330514	14.17	221887	18.44	185753	20.57
05 3SED10-A MSD	303966	14.18	210234	18.45	171364	20.58
06 3SED8-A	365662	14.21	316859	18.51	166650	20.63
07 3SED8-B	402772	14.19	259969	18.46	166962	20.60
08 3SED8-C	362108	14.19	246836	18.46	157569	20.60
09 3SED5-A	292360	14.19	148598	18.49	69996*	20.66
10 3SED5-B	386197	14.19	179213	18.46	60628*	20.60
11 3SED5-C	382562	14.19	175835	18.46	60665*	20.60
12 3SED10-B	423800	14.19	183030	18.48	59656*	20.60
13 3SED10-C	409292	14.19	183511	18.48	58740*	20.60
14						
15						
16						
17						
18						
19						
20						
21						
22						

IS4 = Phenanthrene-d10
IS5 = Chrysene-d12
IS6 = Perylene-d12

AREA UPPER LIMIT = +100% of internal standard area from Ical midpoint
AREA LOWER LIMIT = - 50% of internal standard area from Ical midpoint
RT UPPER LIMIT = + 0.50 minutes of internal standard RT from Cont. Cal
RT LOWER LIMIT = - 0.50 minutes of internal standard RT from Cont. Cal

* Values outside of QC limits.

8B
SEMIVOLATILE INTERNAL STANDARD AREA AND RT SUMMARY

Lab Name: ANALYTICAL RESOURCES, INC

Client: ESC

ARI Job No: PB63

Project: JELD-WEN NORD DOOR

Ical Midpoint ID: IC051101

Ical Date: 05/11/09

Instrument ID: NT2

Cont. Cal Date: 06/19/09

	IS1 (DCB) AREA #	RT #	IS2 (NPT) AREA #	RT #	IS3 (ANT) AREA #	RT #
=====	=====	=====	=====	=====	=====	=====
ICAL MIDPT	119785	7.88	372217	9.88	182713	12.72
UPPER LIMIT	239570	8.38	744434	10.38	365426	13.22
LOWER LIMIT	59892	7.38	186108	9.38	91356	12.22
=====	=====	=====	=====	=====	=====	=====
Sample ID						
=====	=====	=====	=====	=====	=====	=====
00 CC0619	123336	6.82	375970	8.80	185674	11.61
01 3SED5-A	124968	6.82	358690	8.80	176996	11.61
02 3SED5-B	130333	6.84	388236	8.80	188702	11.61
03 3SED5-C	125552	6.84	375496	8.80	184890	11.61
04 3SED10-B	125960	6.83	367533	8.81	181517	11.61
05 3SED10-C	122218	6.84	355987	8.81	175685	11.61
06						
07						
08						
09						
10						
11						
12						
13						
14						
15						
16						
17						
18						
19						
20						
21						
22						

IS1 = 1,4-Dichlorobenzene-d4

IS2 = Naphthalene-d8

IS3 = Acenaphthene-d10

AREA UPPER LIMIT = +100% of internal standard area from Ical midpoint
 AREA LOWER LIMIT = - 50% of internal standard area from Ical midpoint
 RT UPPER LIMIT = + 0.50 minutes of internal standard RT from Cont. Cal
 RT LOWER LIMIT = - 0.50 minutes of internal standard RT from Cont. Cal

* Values outside of QC limits.

8C
SEMIVOLATILE INTERNAL STANDARD AREA AND RT SUMMARY

Lab Name: ANALYTICAL RESOURCES, INC

Client: ESC

ARI Job No: PB63

Project: JELD-WEN NORD DOOR

Ical Midpoint ID: 061905

Ical Date: 05/11/09

Instrument ID: NT2

Cont. Cal Date: 06/19/09

	IS4 (PHN) AREA #	RT #	IS5 (CRY) AREA #	RT #	IS6 (PRY) AREA #	RT #
ICAL MIDPT	286879	15.09	251912	19.41	231524	21.58
UPPER LIMIT	573758	15.59	503824	19.91	463048	22.08
LOWER LIMIT	143440	14.59	125956	18.91	115762	21.08
Sample ID						
00 CC0619	306669	13.93	248648	18.18	221238	20.31
01 3SED5-A	286714	13.93	222868	18.20	138124	20.37
02 3SED5-B	319832	13.94	214072	18.18	155527	20.31
03 3SED5-C	310262	13.93	214684	18.18	152613	20.31
04 3SED10-B	324530	13.93	223613	18.18	159373	20.31
05 3SED10-C	318448	13.94	216171	18.18	154448	20.31
06						
07						
08						
09						
10						
11						
12						
13						
14						
15						
16						
17						
18						
19						
20						
21						
22						

IS4 = Phenanthrene-d10

IS5 = Chrysene-d12

IS6 = Perylene-d12

AREA UPPER LIMIT = +100% of internal standard area from Ical midpoint
 AREA LOWER LIMIT = - 50% of internal standard area from Ical midpoint
 RT UPPER LIMIT = + 0.50 minutes of internal standard RT from Cont. Cal
 RT LOWER LIMIT = - 0.50 minutes of internal standard RT from Cont. Cal

* Values outside of QC limits.